

# Rate Constants for the Quenching of Excited States of Metal Complexes in Fluid Solution

Cite as: Journal of Physical and Chemical Reference Data **18**, 219 (1989); <https://doi.org/10.1063/1.555840>  
Submitted: 28 March 1988 . Published Online: 15 October 2009

Morton Z. Hoffman, Fabrizio Bolletta, Luca Moggi, and Gordon L. Hug



View Online



Export Citation

## ARTICLES YOU MAY BE INTERESTED IN

[Density-functional thermochemistry. III. The role of exact exchange](#)

The Journal of Chemical Physics **98**, 5648 (1993); <https://doi.org/10.1063/1.464913>

[Reduction Potentials of One-Electron Couples Involving Free Radicals in Aqueous Solution](#)

Journal of Physical and Chemical Reference Data **18**, 1637 (1989); <https://doi.org/10.1063/1.555843>

[Rate Constants for the Decay and Reactions of the Lowest Electronically Excited Singlet State of Molecular Oxygen in Solution. An Expanded and Revised Compilation](#)

Journal of Physical and Chemical Reference Data **24**, 663 (1995); <https://doi.org/10.1063/1.555965>

Where in the **world** is AIP Publishing?  
*Find out where we are exhibiting next*



# Rate Constants for the Quenching of Excited States of Metal Complexes in Fluid Solution

Morton Z. Hoffman

*Department of Chemistry, Boston University, Boston, Massachusetts 02215*

Fabrizio Bolletta and Luca Moggi

*Department of Chemistry "G. Ciamician," University of Bologna, 40126 Bologna, Italy*

Gordon L. Hug

*Radiation Chemistry Data Center, Radiation Laboratory, University of Notre Dame, Notre Dame, Indiana 46556*

Received March 28, 1988

The rate constants for the quenching of the excited states of metal ions and complexes in homogeneous fluid solution are reported in this compilation. Values of  $k_q$  for dynamic, collisional processes between excited species and quenchers have been critically evaluated, and are presented with the following information, among others, from the original publications, when available: description of the solution medium, temperature at which  $k_q$  was determined, experimental method, range of quencher concentration used, lifetime of the excited state in the absence of quencher, activation parameters, quenching mechanism. Data collection is complete through the end of 1986, and covers the coordination compounds of 26 metals, including the ions and complexes of the inner- and outer-transition metals, and porphyrin complexes of nontransition metals. Data for 261 excited states quenched by more than 400 inorganic quenchers and 600 organic quenchers have been extracted from almost 500 publications. The introduction to the work contains a discussion of the conceptual background to quenching, including a general treatment of the kinetics, an explanation of the tables, and a list of recent review articles. Uncommon kinetics mechanisms and equations, used to obtain the reported values of  $k_q$ , are discussed in detail as part of the notes to the tables. Indexes of excited states, quenchers, and authors are appended.

Key words: excited states, metal complexes, quenching, rate constants, solutions, spectra.

## Contents

1. Introduction .....	220	2.6.f. Quenching of a Higher-Energy Excited State .....	225
2. Conceptual Background .....	221	2.6.g. Static Quenching .....	225
2.1. Excitation of Substrates .....	221	2.7. Correction of $k_q$ for Diffusion .....	225
2.2. Decay of Excited States .....	221	2.8. Cage Escape Efficiency .....	225
2.3. Quenching of Excited States .....	221	3. Explanation of the Tables .....	226
2.4. Types of Quenching Processes .....	222	3.1. Scope of the Compilation .....	226
2.5. Fundamental Quenching Kinetics .....	222	3.2. Procedures of Selection .....	226
2.6. Other Considerations of the Kinetics .....	224	3.3. Nomenclature and Speciation .....	226
2.6.a. Effects of Ionic Strength .....	224	3.4. Errors and Uncertainties .....	227
2.6.b. Multiple Forms of the Quencher .....	224	3.5. Arrangement of the Tables .....	227
2.6.c. Nonselective Measurements .....	224	3.5.a. Excited States .....	227
2.6.d. Secondary Reactions .....	224	3.5.b. Column Headings .....	227
2.6.e. Partially Unquenchable Reactions .....	225	3.5.c. Quenchers .....	227
		3.5.d. Solvent .....	227
		3.5.e. Temperature .....	228
		3.5.f. Solution Medium .....	228
		3.5.g. Rate Constants .....	228

©1989 by the U. S. Secretary of Commerce on behalf of the United States. This copyright is assigned to the American Institute of Physics and the American Chemical Society.  
Reprints available from ACS; see Reprints List at back of issue.

3.5.h. Comments .....	228	14. Osmium complexes .....	278
3.5.i. References .....	228	15. Palladium complexes .....	292
3.5.j. Indexes .....	228	16. Platinum complexes .....	295
3.6. Experimental Methods .....	228	17. Rhenium complexes .....	300
3.6.a. Excitation Sources.....	228	18. Rhodium complexes .....	303
3.6.b. Analytical Measurements .....	228	19. Ruthenium complexes [except	
3.6.c. Signal Recording.....	229	Ru(bpy) <sub>3</sub> <sup>2+</sup> ] .....	308
4. Recent Review Articles .....	229	20. Ru(bpy) <sub>3</sub> <sup>2+</sup> by inorganic quenchers .....	367
5. Acknowledgments .....	229	21. Ru(bpy) <sub>3</sub> <sup>2+</sup> by organic quenchers (except	
6. Lists of Abbreviations and Symbols .....	230	MV <sup>2+</sup> ) .....	403
7. Figures .....	232	22. Ru(bpy) <sub>3</sub> <sup>2+</sup> by MV <sup>2+</sup> .....	427
8. Tables of Quenching Data .....	234	23. Samarium complexes .....	435
1. Aluminum complexes .....	234	24. Terbium complexes .....	436
2. Cadmium complexes .....	236	25. Tin complexes .....	457
3. Cerium complexes .....	236	26. Titanium complexes .....	458
4. Chromium complexes .....	237	27. Tungsten complexes .....	458
5. Copper complexes .....	256	28. Uranium complexes .....	459
6. Dysprosium complexes .....	258	29. Zinc complexes .....	476
7. Europium complexes .....	259	9. Notes on the Tables .....	501
8. Indium complexes .....	263	10. References .....	507
9. Iridium complexes .....	266	11. Indexes .....	521
10. Iron complexes .....	271	11.1. Author Index .....	521
11. Magnesium complexes .....	272	11.2. Index of Excited States .....	530
12. Molybdenum complexes .....	276	11.3. Index of Inorganic Quenchers .....	532
13. Neodymium complexes .....	277	11.4. Index of Organic Quenchers .....	537

## 1. Introduction

Over the past 30 years, the photochemistry and photo-physics of metal coordination complexes have been active areas of research, drawing upon and merging with the extensive experience of coordination chemists, spectroscopists, and organic photochemists with regard to the synthesis of compounds, the development of experimental techniques, and an understanding of the kinetics and theories of excited states. The development during this time of fast kinetics techniques (conventional and pulsed-laser flash photolysis, time-resolved spectrofluorimetry) and the use of computers for experimental control and data management have caused these research areas to evolve into mature disciplines.

Two very important events occurred almost simultaneously a little more than 15 years ago that triggered a surge of activity in the field: the observation that the luminescent excited state of tris(2,2'-bipyridine)ruthenium(2+) ion [Ru(bpy)<sub>3</sub><sup>2+</sup>] can photosensitize electron-transfer reactions, and the first worldwide energy crisis brought on by the oil embargo as a result of the Yom Kippur War in the Middle East. It was recognized almost immediately that the electron-transfer reactions of the excited state of Ru(bpy)<sub>3</sub><sup>2+</sup> and, by extension, those of other coordination complexes, in fluid solution leads to the formation of energy-rich species which, through the manipulation of their subsequent reactions, can result in the generation of storable fuels. The development of schemes for the photochemical conversion and storage of solar energy involving coordination complexes began in earnest, and with it detailed studies of all the quenching reactions of excited states (electron transfer, energy transfer, proton transfer, etc.) and the chemistry of the products of those processes.

Theoretical treatments soon made the connection between the rate constant of the quenching reaction ( $k_q$ ) and the energetics of the reactants. Existing  $k_q$  data were applied to theory, resulting in a demand for more data to test the theory. As a result, values of  $k_q$  for the reactions of the excited states of many coordination complexes with many quenchers under widely diverse experimental conditions have been published in the literature to date. Up to now, it has been very difficult for researchers to find the values of  $k_q$  they want, or to know exactly what has been done and what has not. In addition, those values of  $k_q$  that have been published in the review literature have not been subjected to a critical evaluation of their quality, not have they been part of a compilation in which the experimental conditions of their determination, and thus their validity, have been described.

This compilation is devoted to the presentation and critical evaluation of  $k_q$  for dynamic, collisional processes between electronically excited species and quenchers in fluid homogeneous solution. The excited states have been limited to those of ions and complexes of the inner- and outer-transition metals, and porphyrin complexes of nontransition metals. Quenchers include inorganic and organic species, as well as the ground state of the substrates. In addition to displaying the  $k_q$  values for excited state/quencher couples and the literature references for the sources of the rate constants, the tables contain descriptions of the solution medium, the temperature at which the experiment was performed, the experimental method used, the range of quencher concentrations used, and activation parameters, as well as other pieces of information extracted from the original publications that could be useful to the reader for the evaluation of the quality of the results.

This introduction to the compilation continues, in Sec. 2, with a discussion of the conceptual background to quenching: the excitation of coordination complexes, the decay of the excited states, the types of quenching processes, and the fundamental "Stern-Volmer" kinetics of quenching. Consideration is given to the conditions that lead to deviations from Stern-Volmer behavior, the relationship of the kinetics of diffusion to  $k_q$ , and the efficiency of escape of redox products from the solvent cage as a result of electron-transfer quenching. The structure of the tables is examined in Sec. 3: the scope of the compilation, the procedures for the selection of values of  $k_q$  from the literature, the problems of nomenclature and speciation, and our concern with the errors and uncertainties that accompany the numerical quantities. The detailed arrangement of the tables is described, as well as the experimental methods used by authors to obtain the data. We offer, in Sec. 4, a list of recent review articles about aspects of the quenching of excited states of coordination complexes that may be useful to the reader. A list of abbreviations and symbols, and the molecular structures of some of the more complicated polymeric and heterocyclic quenchers precede the tables; the tables are followed by notes which describe the mechanisms and equations that have been used in specifically referenced papers for the extraction of the values of  $k_q$ . A number of indexes have been included: Author Index, Index of Excited States, Index of Inorganic Quenchers, and Index of Organic Quenchers.

## 2. Conceptual Background

### 2.1. Excitation of Substrates


Absorption of light in the ultraviolet, visible, or near-infrared regions of the spectrum by a coordination complex substrate (S) of the general form M-L, where M is the metal center and L represents the ligands in generic terms, results in the generation of electronically excited states within the period of photon absorption ( $\sim 10^{-16}$  s). The subsequent rapid passage of the system along deactivation routes leads to the eventual formation, generally, of the lowest excited state of the substrate (\*S), which is relatively long lived due to the spin restrictions governing its conversion back to the ground state; the efficiency of population of \*S from the absorption of one photon at the wavelength of excitation is  $\eta^*$ . Depending on the coordination complex involved, \*S can be charge-transfer (metal-to-ligand, ligand-to-metal, complex-to-solvent), metal-centered, or ligand-localized in nature; the excitation may reside in nonbonding or antibonding orbitals, may be localized or diffuse, and will have orientations in space appropriate to the symmetry of the state.

Irrespective of the nature of the specific system, \*S and S are different species; \*S is a stronger reductant and oxidant, is more energetic, and, because of its unique electronic configuration, has the possibility of exhibiting greatly differing patterns of reactivity (acid-base, substitution, etc.). These reactive pathways are kinetically competitive with nonradiative and radiative modes of decay; this latter route results in the emission of light (luminescence) which can serve as a marker for the presence of \*S, depending upon the relative rate constants of the various competing processes. In

the case of some complexes, luminescent decay is not kinetically competitive, emission is not observed, and the detection of \*S must be accomplished through the use of an alternative technique, such as the monitoring of the absorption of \*S.

### 2.2. Decay of Excited States

In the most general sense, the formation of \*S and its subsequent decay, when unperturbed, via radiative, nonradiative, and reactive intramolecular modes can be described by reactions (1)–(4), where  $I_a$  is the rate at which the light is absorbed by S:




The lifetime of unperturbed \*S,  $\tau_0$ , is defined as  $\tau_0 = 1/k_0$ , where  $k_0 = k_{rd} + k_{nr} + k_{rx}$ .

### 2.3. Quenching of Excited States

The subject of this compendium is the second-order rate constant  $k_q$  for the bimolecular reaction between an electronically excited species \*S and a quencher Q which contributes to the deactivation of \*S. The simplest view of the primary processes in quenching is that of irreversible reaction (5) occurring in a single step:



When the microscopic details of quenching are considered, the diffusion of \*S and Q together to form \*S-Q, a precursor complex in which a very weak interaction exists between the pair, is written explicitly. \*S-Q is an outer-sphere encounter complex which is held within the solvent cage for a short period of time (sub-ns); the deactivation of the encounter complex to yield products with a rate constant  $k_{de}$  must compete with the breakup of the solvent cage and the release of \*S and Q into the bulk solvent [reaction (6)]:



By making use of the scheme in reaction (6) and the steady-state approximation for the concentration of \*S-Q, the observed quenching rate constant  $k_q$  can be expressed by Eq. (7),

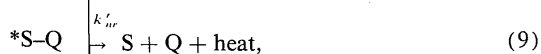
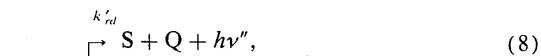
$$k_q = \frac{k_d k_{de}}{k_{-d} + k_{de}}. \quad (7)$$

In this mechanism,  $k_d$  is the rate constant for the bimolecular diffusional encounter of \*S and Q, which can be calculated by use of the Debye-Smoluchowski equation [M. V. Smoluchowski, Phys. Z. **17**, 557 (1916); P. Debye, Trans. Electrochem. Soc. **82**, 265 (1942)], and  $k_{-d}$  is the rate con-

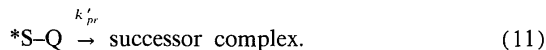


stant for the unimolecular dissociation of  $*S-Q$  into the parent components. In the case of outer-sphere encounters,  $k_{-d}$  can be calculated by means of the Eigen equation [M. Eigen, *Z. Physik. Chem. (Frankfurt am Main)* **1**, 176 (1954)].

The deactivation of  $*S-Q$  can be visualized as occurring via competing radiative, nonradiative, and reactive reactions (8)–(10), which are analogous to those of  $*S$  [reactions (2)–(4) above].



In addition, the "precursor complex" can engage in reactions not available to  $*S$  in bulk solution: transformation into a "successor complex" via intramolecular energy transfer, electron transfer, proton transfer, or formation of an exciplex via the redistribution of the electronic energy across the entire species [reaction (11)],



Therefore,  $k_{de}$  is defined in terms of the rate constants of reactions (8)–(11) as  $k_{de} = k'_0 + k'_{pr}$ , where  $k'_0 = k'_{rd} + k'_{nr} + k'_{rx}$ .

In the case of outer-space encounters, it is commonly assumed that  $k'_{rd}$ ,  $k'_{nr}$ , and  $k'_{rx}$  have values very similar to those of the corresponding reactions of  $*S$ , and that quenching is mainly, if not exclusively, due to reaction (11) which defines the nature of the quenching process. Very likely,  $k'_{pr} \gg 1/\tau_0$ , where  $\tau_0$  is the lifetime of  $*S$ .

#### 2.4. Types of Quenching Processes

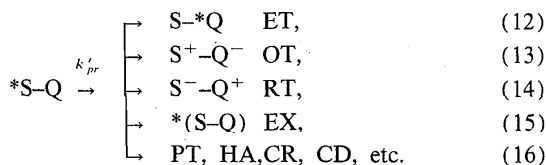
Quenching can occur via one or more of the following primary processes simultaneously:

- (I) Transfer of electronic energy from  $*S$  to  $Q$ , with the formation of  $*Q$ , an electronically excited state of  $Q$ , (ET);
- (II) transfer of one electron from  $*S$  to  $Q$  (oxidative electron transfer, OT);
- (III) transfer of one electron from  $Q$  to  $*S$  (reductive electron transfer, RT);
- (IV) formation of an exciplex between  $*S$  and  $Q$  (EX);
- (V) transfer of one proton from  $*S$  to  $Q$  or vice versa (proton transfer, PT);
- (VI) hydrogen abstraction or some other chemical reaction between  $*S$  and  $Q$  (HA, CR);
- (VII) catalysis of the radiationless deactivation of  $*S$  by  $Q$  (collisional deactivation, CD).

The most predominant processes involving coordination complexes are I, II, and III; the other processes are only seldom observed.

Generally, each of these processes can be represented by a different successor complex. Therefore, reaction (11) can be expanded into reactions (12)–(16) to show the var-

ious successor complexes, which undergo further conversion toward the final products.



Intramolecular reactions (12)–(16) are written as irreversible processes. Of course, the principle of microscopic reversibility demands that consideration be given to the possibility of the reformation of  $*S-Q$  through the occurrence of the reverse reactions that are, undoubtedly, energetically unfavorable.

Processes II, III, V, and VI can be experimentally demonstrated by the identification of their products as stable compounds or transient intermediates following flash excitation. The experimental evidence for the formation of an exciplex is generally the observation of its absorption or emission in flash photolysis. Energy transfer is experimentally demonstrated if the emission or photoreaction of  $*Q$  is observed. In addition, thermodynamic considerations and comparisons with analogous systems are widely used to suggest the most probable mechanism, at least among energy and electron transfer.

Nevertheless, it remains a challenge to obtain a clear answer concerning the exact nature of the intermediates, inasmuch as the same final products could arise from different successor complexes existing simultaneously in the same reaction. Similarly, analogous final products from analogous systems may arise from different successor complexes.

Experimental evidence in favor of a particular quenching process does not exclude the possibility that some fraction of the quenching acts occurs via a different mechanism. The experimentally determined value of  $k_q$  is, however, an overall rate constant representing the sum of the  $k_q$  values for the individual processes; the relative importance of the various processes can only be evaluated indirectly.

#### 2.5. Fundamental Quenching Kinetics

The experimental determination of  $k_q$  is based on the measurement of a property ( $\Lambda$ ) that is proportional to the concentration of one or more of the species involved in the overall photochemical process. The mathematical relationship between  $\Lambda$  and  $k_q$  is derived from the assumed mechanism by the use of the usual treatment of time-independent (steady-state) and -dependent kinetics. The derived relationship contains  $\Lambda$  and  $[Q]$  as variables, and  $k_q$  and/or other rate constants as invariant parameters when  $Q$  and the other species are present as unique species; the problem of the variation in the nature of  $Q$  as a function of solution medium is addressed in Sec. 2.6.b below.

It is obvious that the reliability of the values of  $k_q$  reported by a researcher depends ultimately on the validity of the relationship derived from the assumed mechanism. Evidence in favor of a specific mechanism is generally obtained by the measurement of  $\Lambda$  for a set of experiments in which  $[S]$  is maintained constant and  $[Q]$  is changed across an

appropriately wide range (at least one order of magnitude); clearly, the observed dependence of  $\Lambda$  on  $[Q]$  must be that expected for the assumed mechanism. Of course, a mechanism may be assumed, and  $k_q$  evaluated at only one  $[Q]$ ; such a procedure, however, does not give any evidence for the mechanism, and the quality of the value of  $k_q$  determined in that way is open to question. It is important to note that  $k_q$  is always related to  $k_{de}$ , which is the sum of the rate constants of all the deactivation processes of  $^*S-Q$ . The relative contribution of each deactivation mode to the overall quenching process can be evaluated, in principle, through additional measurements; this point, however, will not be discussed further.

The most commonly measured properties ( $\Lambda$ ) are the intensity of emission from  $^*S$  under continuous steady-state excitation, and the decay of emission from  $^*S$ , or absorption by  $^*S$ , after pulsed excitation.

By assuming that the quenching mechanism is represented by reactions (1)–(5), application of the steady-state treatment, where  $d[^*S]/dt = 0$  and  $[S]_{ss}$  is the steady-state concentration of  $^*S$  [Eq. (17)], leads to the relationship [Eq. (18)] between  $k_q$  and the intensity of the emission from  $^*S$  in the absence ( $I_l^0$ ) and presence ( $I_l$ ) of  $Q$ .

$$[^*S]_{ss} = \frac{I_a \eta^*}{k_0 + k_q [Q]}, \quad (17)$$

$$I_l^0/I_l = 1 + (k_q/k_0)[Q]. \quad (18)$$

Similarly, by defining the lifetime of  $^*S$  in the presence of  $Q$  as  $\tau = 1/(k_0 + k_q[Q])$ , an equivalent relationship [Eq. (19)] between the lifetime of  $^*S$  can also be derived from the expressions describing the time-dependent behavior of the concentrations of the species.

$$\tau_0/\tau = 1 + (k_q/k_0)[Q]. \quad (19)$$

These are the Stern–Volmer (S–V) relationships that are very widely used in the evaluation of  $k_q$ . The S–V constant ( $K_{SV}$ ) is defined as:

$$K_{SV} = k_q/k_0 = k_q \tau_0. \quad (20)$$

S–V plots of  $I_l^0/I_l$  vs  $[Q]$  or  $\tau_0/\tau$  vs  $[Q]$  are predicted, by Eqs. (18) and (19), to be linear with slopes equal to  $K_{SV}$ , provided that  $Q$  does not absorb the exciting and emitting light, or that appropriate corrections have been made.

Similarly, if reaction (4) leads to a product, the quantum yield of which can be measured in the absence ( $\Phi_0$ ) and presence ( $\Phi$ ) of  $Q$ , Eq. (21) predicts that a plot of  $\Phi_0/\Phi$  vs  $[Q]$  be linear:

$$\Phi_0/\Phi = 1 + K_{SV}[Q]. \quad (21)$$

If reaction (5) leads to a product, the quantum yield of which is determined as a function of  $[Q]$ , the steady-state treatment of the quenching mechanism predicts that a plot of  $1/\Phi$  versus  $1/[Q]$  be linear with an intercept/slope ratio equal to  $K_{SV}$ .

The calculation of  $k_q$  from  $K_{SV}$ , requires the independent measurement of  $\tau_0$  under the same experimental conditions. The use of a value of  $\tau_0$  measured under different conditions implies that  $\tau_0$  is independent of the change in the conditions, an assumption that must be proven for the value of  $k_q$  to be valid.

If the quenching is assumed to involve reaction (6) instead of (5), a contribution from  $^*S-Q$  to the emission intensity under continuous excitation should, in principle, be taken into consideration; Eqs. (22)–(24) result, where  $\gamma = \beta' k'_{rd}/\beta k_{rd}$ , and  $\beta$  and  $\beta'$  are the ratios of the intensity of the emission at the selected wavelength and that under the entire emission band for  $^*S$  and  $^*S-Q$ , respectively.

$$[^*S]_{ss} = \frac{I_a \eta^* (k_{-d} + k_{de})}{k_0 (k_{-d} + k_{de}) + k_{de} k_d [Q]}, \quad (22)$$

$$[^*S-Q]_{ss} = \frac{I_a \eta^* k_d [Q]}{k_0 (k_{-d} + k_{de}) + k_{de} k_d [Q]}, \quad (23)$$

$$\frac{I_l^0}{I_l} = \frac{1 + \{k_d k_{de} [Q]/k_0 (k_{-d} + k_{de})\}}{1 + \gamma \{k_d [Q]/k_{-d} + k_{de}\}}. \quad (24)$$

Clearly, a plot of  $I_l^0/I_l$  vs  $[Q]$ , based on Eq. (24), is not linear; the plot has a negative deviation from linearity, and reaches a plateau for  $[Q] \rightarrow \infty$ . The limiting value of  $I_l^0/I_l$  for  $[Q] \rightarrow \infty$  is  $k_{de}/\gamma k_0$ . When  $\gamma = 0$ , i.e., when no emission occurs from  $^*S-Q$ , Eq. (24) reduces to Eq. (25), which is identical to Eq. (18) via Eq. (7).

$$\frac{I_l^0}{I_l} = 1 + \left[ \frac{k_d k_{de}}{k_0 (k_{-d} + k_{de})} \right] [Q]. \quad (25)$$

Even if  $\gamma \neq 0$ , the nonlinearity predicted by Eq. (24) is commonly not perceived because of the limitations of the experiment. The initial portion of the plot of  $I_l^0/I_l$  vs  $[Q]$  can be observed to be linear within the experimental error when  $k_d [Q] < (k_{de} + k_{-d})$ , i.e.,  $[^*S-Q]_{ss} < [^*S]_{ss}$ . However, the initial slope has a value of  $k_d (k_{de} - \gamma k_0) / [k_0 (k_{-d} + k_{de})]$  which is not equal to  $k_q/k_0$  via Eq. (7). Only if  $k_{de} \gg k_0$ , which is the usual case, will the initial slope approximate  $K_{SV}$ .

The steady-state approximation cannot be applied to the concentrations of intermediates following the absorption of light from a short-lived source. The solution of differential equations (26) and (27), that describe the dependence of the concentrations of  $^*S$  and  $^*S-Q$  as a function of time  $t$ , results in Eqs. (28) and (29), assuming that  $[^*S] = [^*S]_0$  and  $[^*S-Q] = 0$  at  $t = 0$ .

$$\frac{d[^*S]}{dt} = k_{-d} [^*S-Q] - (k_{rd} + k_{nr} + k_{rx} + k_d [Q]) [^*S], \quad (26)$$

$$\frac{d[^*S-Q]}{dt} = k_d [^*S] [Q] - (k_{-d} + k_{de}) [^*S-Q], \quad (27)$$

$$[^*S]_t = C_1 [^*S]_0 \exp(-m_1 t) + C_2 [^*S]_0 \exp(-m_2 t), \quad (28)$$

$$[^*S-Q] = C_3 [^*S]_0 [\exp(-m_2 t) - \exp(-m_1 t)], \quad (29)$$

where

$$\begin{aligned} m_1 &= \frac{1}{2}(k_0 + k_{de} + k_{-d} + k_d [Q]) + \frac{1}{2}R^{1/2}, \\ m_2 &= \frac{1}{2}(k_0 + k_{de} + k_{-d} + k_d [Q]) - \frac{1}{2}R^{1/2}, \\ R &= (k_0 + k_{de} + k_{-d} + k_d [Q])^2 \\ &\quad - 4(k_0 k_{-d} + k_0 k_{de} + k_{de} k_d [Q]), \end{aligned} \quad (30)$$

and

$$C_1 = (k_0 + k_d[Q] - m_2)/(m_1 - m_2),$$

$$C_2 = (m_1 - k_0 - k_d[Q])/(m_1 - m_2),$$

$$C_3 = \frac{(k_0 + k_d[Q] - m_2)(m_1 - k_0 - k_d[Q])}{k_{-d}(m_1 - m_2)}.$$

According to these equations, [\*S] decreases with time via biexponential kinetics, while [\*S-Q] increases at short times, reaches a maximum, and then decreases. With increasing [Q],  $m_1$  increases monotonically while  $m_2$  reaches a limiting value of  $m_2(\text{lim}) = k_{de}$ . The limiting value of  $m_2$  at [Q] = 0 is  $k_0$ .

In most cases, however, the faster component of the decay of \*S, and the build-up period of \*S-Q occur in times too short with respect to the resolution time of the apparatus; only the slower component of the decay is experimentally observed, and is identical for both \*S and \*S-Q. Under such conditions, provided that Q is not consumed to any significant extent during the time period of the experiment, the observed decay follows pseudo-first-order kinetics; the apparent rate constant  $m_2$  can be evaluated, and a lifetime of \*S under quenching conditions,  $\tau = 1/m_2$ , can be defined. In spite of the apparent differences between Eqs. (24) and (30), the plot of  $m_2/k_0 = \tau_0/\tau$  versus [Q] from Eq. (30) is quite similar to that of  $I_0^0/I_1$  versus [Q] from Eq. (24). As with the intensity plot discussed above, the experimentally measurable portion of the  $\tau_0/\tau$  plot generally appears to be linear within the experimental error, with an initial slope equal to  $k_d(k_{de} - k_0)/(k_{-d} + k_{de} - k_0)$ , which is approximately equal to  $K_{SV}$  if  $k_{de} \gg k_0$ . Under these conditions, Eq. (31) can be applied:

$$\frac{\tau_0}{\tau} = 1 + \left[ \frac{k_d k_{de}}{k_0(k_{de} + k_{-d})} \right] [Q] = 1 + (k_q/k_0) [Q]$$

$$= 1 + K_{SV} [Q]. \quad (31)$$

It is clear that whenever the approximations mentioned above are valid, the quenching of emission intensity and the quenching of the excited-state lifetime are exactly coincident. The lack of such coincidence is generally taken as evidence for a more complex mechanism, although this may not necessarily be the case.

## 2.6. Other Considerations of the Kinetics

There are several factors that cause the kinetics of quenching to become more complex than expected from the S-V equations.

### 2.6.a. Effects of Ionic Strength

When both S and Q are ionic species, the value of  $k_q$  is a function of the ionic strength of the solution ( $\mu$ ). Because  $\mu$  will change as [Q] is changed, the value of  $k_q$  thus obtained will no longer be a constant for a set of measurements, the result being that the observed relationship between  $\Lambda$  and [Q] may be different from that expected for the proposed mechanism. In order for  $k_q$  to remain constant for a set of experiments in which [Q] is changed, it is necessary for  $\mu$  to be maintained constant through the addition of appropriate

amounts of an inert electrolyte. Due consideration must be given to the possibility that pairing of the presumed innocent added ions with S and/or Q can change the kinetic properties of \*S and its successors.

Often,  $k_q$  is evaluated from measurements at very low [Q] in the absence of added electrolyte, where effects due to variations in the low values of  $\mu$  are probably negligible; such values, obtained in the presence of low [S], can be taken as approximating  $k_q$  in the limit of  $\mu \rightarrow 0$ . Other methods of obtaining limiting values of  $k_q$  from measurements at constant (but variable)  $\mu$  involve the use of the Debye-Hückel theory (subject to the usual limitations in its use) or, more valuably, the extrapolation of a plot of  $k_q(\mu)$  versus an appropriate semiempirical function of  $\mu$  (e.g.,  $\mu^{1/2}$ ).

### 2.6.b. Multiple Forms of the Quencher

If, in solution, Q is involved in equilibrium reaction (32) (e.g., acid-base, metal ion complexation, etc.) among its various  $i$  forms ( $Q_a, Q_b, Q_c$ , etc.), the quenching process can occur from some or all of the Q species, and will be a function of the solution medium parameters that affect the position of equilibrium. For experimental convenience,  $\Lambda$  is generally determined as a function of the total concentration of Q ( $[Q]_{\text{tot}}$ ), where  $[Q]_{\text{tot}} = \Sigma [Q_i]$ , and the mole fractions of each of the species ( $X_i$ ) are expressed as  $X_i = [Q_i]/[Q]_{\text{tot}}$ .



If the values of  $X_i$  are independent of  $[Q]_{\text{tot}}$ , the value of  $k_q$  can be obtained in the usual way, where  $k_q$  is actually the weighted average of the quenching rate constants for the individual forms:  $k_q = \Sigma X_i k_q(Q_i)$ . Because  $X_i$  is a function of the solution medium, it is possible, in principle, to obtain the specific values of  $k_q(Q_i)$  through the judicious control of the medium. If, on the other hand,  $X_i$  changes with  $[Q]_{\text{tot}}$ , the concept of an average value of  $k_q$  is meaningless, and the constant cannot be calculated. The specific  $k_q(Q_i)$  values can be estimated from measurements in various solution media by means of appropriate algebraic procedures (e.g., best-fitting routines), provided that  $X_i$  can be independently determined for each experimental condition.

### 2.6.c. Nonselective Measurements

If the analytical methods used in the quenching experiments are not selective, and reflect the concentrations (and their changes) of \*S and species that originate directly or indirectly from the quenching step (i.e., exciplex), nonlinear S-V plots for emission intensity under steady-state conditions and very complex time-dependent behavior of the system under pulse conditions may be observed. Very severe assumptions are often required to derive appropriate kinetic equations, and to calculate  $k_q$ .

### 2.6.d. Secondary Reactions

Measurements based on the quantum yields of photochemical products may be affected by secondary thermal and/or photochemical reactions. For example, the primary products of an electron-transfer quenching reaction are frequently consumed (and even depleted) through back elec-

tron-transfer reactions to form the ground state reactants. Secondary reactions must be included in the mechanistic scheme, and the corresponding kinetic equation must be used to calculate  $k_q$ . It is worth noting that data obtained from such systems have a larger uncertainty than those obtained by means of the usual S-V equations; moreover, assumptions about unknown parameters are often required.

#### 2.6.e. Partially Unquenchable Reactions

If a photochemical reaction originates from two excited states of the substrate, but only one state is quenched, Eq. (21) applies only to the quantum yield of the quenchable part of the reaction; experimentally, the measured quantum yield is the sum of those quantities for both the quenchable and unquenchable parts of the reaction. Appropriate corrections must be made to the experimental values of  $\Phi_0$  and  $\Phi$  in order for  $k_q$  to be calculated.

#### 2.6.f. Quenching of a Higher-Energy Excited State

It is possible that a compound used for quenching \*S is also capable of quenching a higher-energy excited state of the substrate \*\*S. If \*S originates from the intramolecular deactivation of \*\*S, the quenching of \*\*S causes the population of \*S and the resulting luminescence to follow a quadratic dependence on [Q]. However, the lifetime of \*S is generally unaffected by the involvement of short-lived \*\*S.

#### 2.6.g. Static Quenching

If the substrate and quencher form labile adducts in the ground state, such as in the case of ion pairs between ions of different signs, excitation of S in the adduct results in the quenching of the emission from \*S due to intramolecular interactions within the adduct; the extent of adduct formation is governed by the concentrations of S and Q, and the equilibrium constant of the process. As a result, the population of \*S, and the resulting luminescence and photoproduct formation are less than those occurring in the absence of static quenching, and are a complex function of [S] and [Q]. The existence of static quenching does not affect the lifetime of \*S after pulsed excitation.

### 2.7. Corrections of $k_q$ for Diffusion

When quenching is viewed as occurring via reaction (6),  $k_q$ , as expressed by Eq. (7), is approximately equal to  $k_d k_{de}/k_{-d}$  when  $k_{de} \ll k_{-d}$ , and to  $k_d$  when  $k_{de} \gg k_{-d}$ . In the latter case, in order to reveal the relative importance of  $k_{de}$  in a homologous series of quenching processes, it is often convenient to use the classical Noyes theory of diffusional reactions to obtain a rate constant ( $k_{cor}$ ) for the final step of a reaction, exclusive of diffusion. From the theory, this rate constant is calculated via Eq. (33):

$$1/k_{cor} = 1/k_q - 1/k_d. \quad (33)$$

When the mechanism of quenching is given by reaction (6), the expression for  $k_q$  in Eq. (7) can be substituted into Eq. (33), yielding Eq. (34), which is an expression for  $k_{cor}$  in terms of the elementary processes in reaction (6).

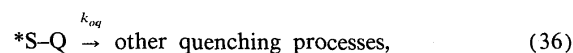
$$k_{cor} = k_d k_{de}/k_{-d}. \quad (34)$$

When  $k_q \ll k_d$ ,  $k_{cor} \sim k_q$ ; when  $k_q \sim k_d$ ,  $k_{cor} > k_q$ . We have included  $k_{cor}$  values in this compilation only when the corresponding values of  $k_q$  were not reported in the original publication and could not be easily calculated from  $k_{cor}$ .

### 2.8. Cage Escape Efficiency

Because of the importance of electron-transfer quenching to potential applications of photosensitization, it is important to know the efficiency with which the primary products of quenching escape back electron transfer within the solvent cage and diffuse freely into the bulk solution. The major experimental approaches for the determination of this quantity ( $\eta_{ce}$ ) are the measurement of the quantum yield of formation of a primary product [e.g.,  $\Phi(S^+)$  for  $S^+$  from oxidative quenching] under continuous irradiation, and the measurement of [\*S] and the concentration of one of the primary products of quenching after pulsed excitation; the latter technique requires that the molar absorptivities of the two species be known in order to effect the conversion of absorbance to concentration. When the measurement of  $\Phi(S^+)$ , for example, is used as the basis of the determination of  $\eta_{ce}$ , care must be taken to account for the back electron-transfer reaction of the redox products of quenching in the bulk solution, or to avoid it completely by the use of a selective sacrificial scavenger for one of the products. These secondary reactions must be included in the overall mechanism from which the kinetic equation for  $\Phi(S^+)$  is derived.

If the quenching is assumed to occur via reactions (1)–(4), (6), and (35)–(38), a steady-state treatment leads to Eq. (39).



$$\Phi(S^+) = \eta^* \left[ \frac{k_q [Q]}{k_q [Q] + k_0} \right] \left[ \frac{k_{et}}{k_{et} + k_{oq}} \right] \eta_{ce}, \quad (39)$$

where

$$k_q = k_d (k_{et} + k_{oq}) / (k_{et} + k_{oq} + k_{-d}), \quad (40)$$

and

$$\eta_{ce} = \frac{k_{ce}}{k_{ce} + k_{bt}}. \quad (41)$$

Inasmuch as  $\eta^*$ ,  $k_0$ ,  $k_q$ , and  $\Phi(S^+)$  can be experimentally determined, the quantity  $f$  can easily be evaluated by the use of its defining Eq. (42),

$$f = \left[ \frac{k_{et}}{k_{et} + k_{oq}} \right] \eta_{ce}. \quad (42)$$

It is important to note that  $f$  represents the fraction of all the quenching acts that eventually leads to the production of electron-transfer products in the bulk solution. Only when electron transfer is the sole quenching process ( $k_{oq} = 0$ )

does  $f$  represent the cage escape efficiency in electron-transfer quenching.

### 3. Explanation of the Tables

#### 3.1. Scope of the Compilation

The compilation is complete through the end of 1986. The computer search of the bibliographic data base of the Radiation Chemistry Data Center (RCDC) of the University of Notre Dame, using the names of the metals and "porphyrin" as key words, the review of the personal literature files of the authors, and the examination of cross-referenced papers yielded a list of publications in books, serials, and periodicals. Publications of limited diffusion, such as dissertations, theses, and abstracts of conferences, were excluded from the list.

#### 3.2. Procedures of Selection

In order to be included in this compilation, values of  $k_q$  had to be explicitly given in the published paper, or be capable of being calculated by us from values of  $K_{SV}$  and  $\tau_0$  (or  $k_0$ ,  $k_d$ ,  $k_{-d}$ , and  $k_{de}$ ) reported in the same paper. No values of  $k_q$  were extracted from graphical treatments, nor were any calculated from  $K_{SV}$  and  $\tau_0$  taken from different sources.

The rate constant of quenching is that of a dynamic process occurring in a fluid solution in which there is the uniform distribution of substrate and quencher. Data concerning systems in which either the substrate or the quencher, but not both, might be preferentially confined to localized regions of a microenvironment, such as in the presence of micelles and polyelectrolytes, were accepted only if there was clear evidence that quenching requires the diffusion of at least one species through the medium.

In addition, preference was given to data concerning sufficiently well characterized chemical species obtained under sufficiently well defined experimental conditions. Data concerning poorly defined systems were included in the compilation only if more precise reports were lacking; we have taken the point-of-view that poor data are better than none at all, as long as the reader is provided with the information to evaluate the quality of the result.

We have found, not unexpectedly, the repetition of the same values of  $k_q$  for the same excited state/quencher couple under the same experimental conditions from the same laboratory in a number of references. In this case, reference is made only to the paper containing the largest amount of information and/or published in the most widely disseminated journal. The other references, however, are cited in the bibliography, and indication of their existence is made in the tables as a "comment." Occasionally, we have found *different* values of  $k_q$  for the same excited state/quencher couple under the same experimental conditions from the same laboratory; this situation can occur due to the reevaluation of data over the course of time by the authors, their recognition of the limitations in their experimental procedures, or the existence of inadvertent typographical errors. In this case, we have made a critical evaluation, on the basis of the information available, of the quality of the values, and have cho-

sen one for display; as before, the other references are cited in the bibliography, and the alternative values are indicated as a comment.

For some very well-studied systems, there are multiple reports from different laboratories for the same excited state/quencher couple under the same, or very similar, experimental conditions. In these cases, all values are presented as independent entries for the following reasons. When the values of  $k_q$  are different, we believe that it is impossible for us to establish which value is more valid short of performing the experiment ourselves; the users of these data are urged to make their own evaluation of the quality of the numbers from the information given in the papers based on their own expertise. When the values are the same, or very similar, we have chosen not to average the values and combine the entries so as to avoid the loss of valuable pieces of information contained in the individual papers. To remove entries, we feel, would deprive the reader of the opportunity to make direct comparisons.

#### 3.3. Nomenclature and Speciation

For all the coordination compounds, both substrates and quenchers, in this compilation, names and formulas are written with the symbol of the central metal as the initial portion for reasons of alphabetical ordering. The use of abbreviations for the ligands in the substrates was limited to 2,2'-bipyridine (bpy) and 1,10-phenanthroline (phen) and their derivatives, but were widely used for the quenchers as a space-saving measure; a list of all the abbreviations and symbols used appear below in Sec. 6.

The oxidation states of metallic quenchers, as superscripts in Roman numerals to the symbol of the element, are designated only in those cases where the exact nature of the species in solution is unclear. For labile complexes, which require the presence of both the free metal ion and the ligands in solution, the metal ion/ligand ratio ( $[M]/[L]$ ) in the bulk solution is indicated in the "Solution Medium" column of the tables; labile complexes of unknown formulation, or those that may actually be a mixture of various species in equilibrium are indicated as M-L with the oxidation number of the metal shown.

Organic quenchers are indicated by their names, but the use of abbreviations is very widespread. Names and abbreviations were chosen in an attempt to achieve a delicate balance among several highly desirable features: succinctness, unambiguousness, uniformity, and clarity to even those not fluent in organic nomenclature. Therefore, the names used in the compilation may be different than those that appear in the original publications. For organic quenchers with complicated structures and correspondingly complicated formal names, such as polymeric viologens and heterocycles, generic abbreviations (PolyVio, OrgQue) are used; their structural formulas are shown below in the Figures (Sec. 7).

In a few cases, the nomenclature is, regretfully, ambiguous, reflecting analogous ambiguities in the original publications.

For the majority of ionic substrates and quenchers, the counterion has not been shown; it has been indicated as a comment in the tables in those few cases in which there is

evidence that its presence affects the photophysical properties of the substrate.

In addition to the substitutional equilibria exhibited by some metal complexes discussed above, a number of substrates and quenchers in this compilation undergo equilibrium reactions (e.g., acid–base, monomer–oligomer) in solution, so that the predominant species is a critical function of the solution composition and the total concentration of the substance. In general, the name used is that indicated in the original publication; no attempt was made to identify the predominant species under the experimental conditions used, although where important, information about the species is presented as a comment. As a result, the reader will find the names of both the acidic and basic forms, for example, in the tables and indexes.

A special case is represented by those transition metal ion quenchers that may be present in the solution as fully solvated and/or partially anated species. We have used the symbol of the simple ion (e.g.,  $\text{Co}^{2+}$ ) to indicate the ensemble of these species, the formula of the fully solvated ion [e.g.,  $\text{Co}(\text{H}_2\text{O})_6^{2+}$ ] for that specific species, and abbreviated notations without the solvent molecules (e.g.,  $\text{CoCl}^+$ ,  $\text{CoCl}_3^-$ ) to indicate partially anated species.

For the majority of the substrates reported in the compilation, only the lowest-energy excited state is quenched, and no indication of its term symbol is required to avoid ambiguity. When quenching is experienced by two lowest-energy excited states of a substrate, each state is identified by its spin multiplicity ([singlet] and [triplet] for the upper and lower state, respectively) or, in the case of  $\text{Tb}^{3+}$ , by the usual spectroscopic notations ( $[^5D_3]$  and  $[^5D_4]$  for the upper and lower state, respectively).

#### 3.4. Errors and Uncertainties

In many cases, values of  $k_q$  are given with an error range or uncertainty estimation in the original publications; however, the criteria used by authors to evaluate the uncertainty in reported values are rarely disclosed, and range from well-defined statistical treatments (e.g., standard deviation) based on multiple replicate experiments, to empirical estimations based on the author's experience. As a result, it is impossible to express the uncertainty in values of  $k_q$  in a uniform way, and we have preferred not to report any errors at all. Similarly, no errors are given for values of  $\tau_0$ ,  $K_{SV}$ , temperature, or any other experimental value.

In addition, we have found that values of  $k_q$  and  $\tau_0$  are reported in the literature with a wide variation of significant figures which, it is presumed, reflects the quality of the data as evaluated by the author. However, in our opinion, the uncertainty in values of  $k_q$  and  $\tau_0$  obtained from independent measurements is unlikely to be less than  $\sim 10\%$ , even if the reproducibility of the single experimental result is better. As a result, we have reported all  $k_q$  and  $\tau_0$  values with a maximum of two significant figures, unless they were given to only one significant figure in the original publication, or the reported error involves the first figure. Data having an error larger than 40–50% have been labeled with “ $\sim$ .” In cases where upper or lower limiting values are reported in the literature, only one significant figure is used.

The same criteria were used for the presentation of activation parameters and other experimental data with the exception of temperature and solute concentrations; in the latter case, for the sake of succinctness, values are given to one significant figure if the second figure is zero.

Despite the fact that rate constants and excited-state lifetimes are functions of temperature, many publications in the literature omit a reference to a specific temperature, or express it in a nonquantitative manner (e.g., room temperature, ambient temperature). In such cases, the “ $T$ ” column is blank for such entries in the tables. Otherwise, the temperatures or their ranges are listed as presented by the authors. If the uncertainty in the temperature is greater than  $1^\circ\text{C}$ , the  $\sim$  label is used.

### 3.5. Arrangement of the Tables

The data are contained in 29 tables which are ordered alphabetically according to the name of the metal of the substrate. In the case of ruthenium, which constitutes a large fraction of the total, the entries are subdivided further to display separately  $\text{Ru}(\text{bpy})_3^{2+}$  and inorganic quenchers,  $\text{Ru}(\text{bpy})_3^{2+}$  and organic quenchers except methylviologen  $N, N'$ -dimethyl-4,4'-bipyridinium dication;  $\text{MV}^{2+}$ ,  $\text{Ru}(\text{bpy})_3^{2+}$  and  $\text{MV}^{2+}$ , and all other complexes of ruthenium.

#### 3.5.a. Excited States

Within each table, the various excited states with the same metal are ordered alphabetically according to the letters in the formula; some formulas denote the exact molecular composition while others incorporate names of abbreviations of the ligands. Each successive excited state is numbered with a table number  $t$  and a sequence number  $m$  in a  $t.m$  format.

#### 3.5.b. Column Headings

The columns of the tables are headed with the following entries: No. (of the excited state), Quencher, Solvent, Solution Medium,  $T$  (temperature,  $^\circ\text{C}$ ),  $k_q$ , Comments, and Ref.

#### 3.5.c. Quenchers

For any given excited state, the quenchers are divided into two groups: “inorganic” and “organic.” Within each group, they are further ordered alphanumerically, and are preceded by a number of the form  $t.m.n$ , where  $t$  = the table number,  $m$  = the excited state number, and  $n$  = the quencher number.

#### 3.5.d. Solvent

For any given quencher, the order of presentation of the data is alphabetical according to the name, formula, or abbreviation of the solvent. For mixed solvent systems, the more abundant solvent is listed first; their ratio ( $v/v$ ) is given in parentheses. When the ratio is 1:1 and  $\text{H}_2\text{O}$  is one of the solvents, that substance is listed first.

### 3.5.e. Temperature

Within any given solvent or solvent mixture, the ordering is by ascending values of the temperature, with the explicit value first and the approximate value second. The lowest level of ordering is given to those systems for which no value of the temperature is entered.

### 3.5.f. Solution Medium

Within any temperature group, the ordering is determined by the absence or presence of additional solutes, and by the degree of detail to which the solution medium is known. Systems that consist of the substrate and the quencher as the only solutes are presented first with the "Solution Medium" column blank; thereafter, pH and ionic strength ( $\mu$  is units of mol/liter (L)); salt used to control ionic strength in parentheses) conditions are given in ascending order, followed by buffers and other solutes in ascending values of their concentrations. Within this hierarchy of ordering, we have attempted to group data obtained in similar media close together.

When more than one additional solute is used in the experiments, we have adopted a specific protocol for the designation of the components, depending on the degree to which the information is specified in the original paper. For example, if both LiCl and NaCl were present, the designation "LiCl and NaCl" is used. However, if independent measurements were made on solutions containing LiCl and NaCl separately which gave the same value of  $k_q$ , "LiCl, NaCl" is shown. If, on the other hand, experiments were performed with either LiCl or NaCl, but the actual contents are not specified, "LiCl or NaCl" is displayed.

### 3.5.g. Rate Constants

Values of  $k_q$  are given in the units of  $\text{L mol}^{-1} \text{s}^{-1}$  for the second-order reaction. Values of  $k_{\text{cor}}$  are reported here, and are labeled as "(corr)." For values of  $k_q$  calculated by us from  $K_{\text{SV}}$  and  $\tau_0$  values, or from  $k_0$ ,  $k_d$ ,  $k_{-d}$ , and  $k_{de}$  values appearing in the same paper, the indicator "(calc)" is appended.

### 3.5.h. Comments

The Comments column contains a wealth of information in highly abbreviated form in essentially this order: the experimental method used in the evaluation of  $k_q$ ; the lifetime of \*S in the absence of quencher ( $\tau_0$  in the absence of air,  $\tau_0^{\text{air}}$  in air-equilibrated solutions,  $\tau_0^{\text{und}}$  in solutions of unknown  $\text{O}_2$  content); the experimental method used for the determination of the lifetime in the absence of quencher, or the literature reference for the value used; the quenching mechanism (if uncertain, "?" is added); the range of [Q] used over which the value of  $k_q$  was determined, and, presumably, is valid; activation parameters; acid-base properties of \*S; references to duplicate or alternative entries; other relevant information. Values of  $f$ , the fraction of the quenching acts that yield electron-transfer products in the bulk solution, are reported here; when  $\eta^* < 1$ , the value of  $\eta^*$  used in its calculation is also given.

### 3.5.i. References

References whether given for the source of  $k_q$  in the "Ref." column, for the source of  $\tau_0$  in the Comments column, or for alternate values of  $k_q$  in the Comments column, are presented as the RCDC bibliographic number; all numbered references are cited in full in the Bibliography (Sec. 10) in ascending numerical and chronological order.

### 3.5.j. Indexes

Following the Bibliography are the Author Index, Index of Excited States, Index of Inorganic Quenchers, and Index of Organic Quenchers. Every author in every paper cited in the Ref. column as a source of  $k_q$  is listed in the Author Index with the relevant RCDC number of each reference and the locator of the entry in the form  $t.m$ , where  $t$  = table number and  $m$  = excited state number. Each entry in the quencher indexes is coded in the  $t.m.n$  format, where  $n$  = quencher number. The substrates in the excited state index are coded in the  $t.m$  format. In order to obviate problems in organic nomenclature, the Index of Organic Quenchers is cross-referenced with alternative and common names, and abbreviations

## 3.6. Experimental Methods

The methods used to obtain  $k_q$  are coded in the Comments column as follows: excitation source/analytical measurement/signal recording. The same coding appears in parentheses after the value of  $\tau_0$  (or  $\tau_0^{\text{air}}$ ) if that quantity was independently determined in the paper. If the method used for  $k_0$  and  $\tau_0$  is the same, no additional coding is given. If the lifetime was taken from the literature, the RCDC number of the reference is given in parentheses. The codes are given below in the List of Abbreviations and Symbols (Sec. 6).

If more than one experimental method was used, and both methods gave the same value of  $k_q$ , the entry "SS/LUM, LP/LUM/SST," for example, is used. When "SS/LUM or LP/LUM/SST," for example, is used, it means that we do not know which one of the two methods was actually used to obtain the reported  $k_q$  value.

### 3.6.a. Excitation Sources

The excitation of the substrate is accomplished by means of two main types of light sources: steady-state lamps, and lasers that provide a continuous light beam that is monochromatic or that can be passed through a wavelength selection device; pulsed lamps, lasers, or spark gaps that emit a flash of light with a short duration (ns to  $\mu\text{s}$ ). The intensity of steady-state sources can also be modulated.

### 3.6.b. Analytical Measurements

Values of  $k_q$  are calculated on the basis of one or more of the following analytical measurements:

- (i) Intensity of the luminescence of \*S, either as an instantaneous measurement during continuous excitation or as a function of time after pulsed excitation, with the intensity being proportional to [\*S];
- (ii) Absorbance of \*S, measured as a function of time

after pulsed excitation, with the magnitude of the absorbance being proportional to  $[*S]$ ;

(iii) amount of a photoproduct produced during a period of continuous or pulsed excitation, which, from the independent knowledge of the intensity of the monochromatic light absorbed by the substrate, can be converted into the quantum yield of formation of the product;

(iv) intensity of luminescence from  $*Q$  as an instantaneous measurement during continuous excitation;

(v) photocurrent and electric conductivity, which are generally measured as a function of time after pulsed excitation.

### 3.6.c. Signal Recording

Luminescence intensity, absorbance, photocurrent, and conductivity methods result in the generation of an electric signal that can be recorded as a function of the time elapsed after pulsed excitation. Each signal can be recorded independently as a single shot, or many signals from the same system may be collected together and averaged, generally via computer, in order to increase the signal/noise ratio and improve the quality of the value of  $k_q$  that results.

## 4. Recent Review Articles

- "Quenching and sensitization processes of coordination compounds," V. Balzani, L. Moggi, M. F. Manfrin, F. Bolletta, and G. S. Laurence, *Coord. Chem. Rev.* **15**, 321 (1975) [757372].
- "Investigation of the formation of complexes of organic molecules and lanthanide ions in solutions by the electronic energy transfer method," V. L. Ermolaev, E. V. Sveshnikova, and T. A. Shakhverdov, *Russ. Chem. Rev.* **45**, 896 (1976), translated from: *Usp. Khim.* **45**, 1753 (1976) [766648].
- "Redox properties of polymetallic systems," T. J. Meyer, *Adv. Chem. Ser.* **150**, 73 (1976) [76Z027].
- "The use of quenching and sensitization techniques for the study of excited-state properties of transition metal complexes," V. Balzani, L. Moggi, F. Bolletta, and M. F. Manfrin, *Adv. Chem. Ser.* **150**, 160 (1976) [76Z028].
- "Electronic energy transfer processes involving coordination compounds," P. Natarajan, *J. Sci. Ind. Res.* **36**, 256 (1977) [77Z090].
- "Optical and thermal electron transfer in metal complexes," T. J. Meyer, *Acc. Chem. Res.* **11**, 94 (1978) [78Z005].
- "The photonics of porphyrin molecules," I. I. Dilung and E. I. Kapinus, *Russ. Chem. Rev.* **47**, 43 (1978), translated from *Usp. Khim.* **47**, 83 (1978) [78Z075].
- "Photochemistry of porphyrins and their metal complexes in solution and organized media," D. G. Whitten, *Rev. Chem. Intermed.* **2**, 107 (1978) [78Z146].
- "Bimolecular electron transfer reactions of the excited states of transition metal complexes," V. Balzani, F. Bolletta, M. T. Gandolfi, and M. Maestri, *Top. Curr. Chem.* **75**, 1 (1978) [78Z170].
- "Electron Transfer Photoreactions of Porphyrins," D. Mauzerall, *Porphyrins*, edited by (Academic, New York, 1978), Vol. 5, Part C, pp. 29–52 [78Z217].
- "Light-induced electron transfer reactions in solution, organized assemblies and at interfaces: scope and potential applications," D. G. Whitten, P. J. DeLaive, T. K. Foreman, J. A. Mercer-Smith, R. H. Schmehl, and C. Giannotti, *Solar Energy, Chemical Conversion and Storage*, edited by R. R. Hautala, R. B. King, and C. Kutal (Humana, Clifton, NJ, 1979), pp. 117–40 [78Z256].
- "Nonradiating energy transfer and  $\tau$ -metry in use for studying the complexing of rare earth element ions," B. M. Antipenko and T. A. Privalova, *Koord. Khim.* **4**, 1149 (1978) [78Z280].

"Scope and applications of light-induced electron-transfer reactions of metal complexes for energy conversion and storage," P. J. DeLaive, D. G. Whitten, and C. Giannotti, *Adv. Chem. Ser.* **173**, 236 (1979) [79F345].

"Excited state electron-transfer reactions of transition metal complexes," V. Balzani, F. Bolletta, F. Scandola, and R. Ballardini, *Pure Appl. Chem.* **51**, 299 (1979) [79Z028].

"Light-induced electron transfer reactions," N. Sutin, *J. Photochem.* **10**, 19 (1979) [79Z056].

"Photochemical electron transfer reactions in homogeneous solutions," V. Balzani, F. Scandola, *Photochemical Conversion and Storage of Solar Energy*, edited by J. S. Connolly (Academic, New York, 1981), pp. 97–129 [80SU76].

"Photochemical  $H_2$  and  $O_2$  production by water photolysis," J.-M. Lehn, *Photochemical Conversion and Storage of Solar Energy*, edited by J. S. Connolly (Academic, New York, 1981), pp. 161–200 [80S102].

"Photoinduced electron-transfer reactions of metal complexes in solution," D. G. Whitten, *Acc. Chem. Res.* **13**, 83 (1980) [80Z009].

"Light induced electron transfer reactions of metal complexes," N. Sutin and C. Creutz, *Pure Appl. Chem.* **52**, 2717 (1980) [80Z352].

"Metal phthalocyanines and porphyrins as photosensitizers for reduction of water to hydrogen," J. R. Darwent, P. Douglas, A. Harriman, G. Porter, and M.-C. Richoux, *Coord. Chem. Rev.* **44**, 83 (1982) [82Z053].

"Light-induced and thermal electron-transfer reactions," V. Balzani and F. Scandola, *Energy Resources Photochemistry and Catalysis*, edited by M. Graetzel (Academic, New York, 1983), pp. 1–48 [83S265].

"Excited-state electron transfer," T. J. Meyer, *ACS Symp. Ser.* **211**, 157 (1983) [83Z032].

"Electron-transfer reactions in excited states," N. Sutin and C. Creutz, *J. Chem. Educ.* **60**, 809 (1983) [83Z102].

"Energy-transfer processes of excited states of coordination compounds," F. Scandola and V. Balzani, *J. Chem. Educ.* **60**, 814 (1983) [83Z103].

"Structural and photochemical probes of electron transfer reactivity," J. F. Endicott, K. Kumar, T. Ramasami, and F. P. Rotzinger, *Progress in Inorganic Chemistry*, edited by S. J. Lippard (Wiley, New York, 1983), Vol. 30, pp. 141–187 [83Z215].

"Excited-state electron transfer," T. J. Meyer, *Progress in Inorganic Chemistry*, edited by S. J. Lippard (Wiley, New York, 1983), Vol. 30, pp. 389–440 [83Z232].

"Photoredox processes in coordination compounds," P. Natarajan, *Proc. Indian Acad. Sci. Chem. Sci.* **93**, 1003 (1984) [84Z391].

"Exciplex quenching of photo-excited copper complexes," D. R. McMillin, J. R. Kirchoff, and K. V. Goodwin, *Coord. Chem. Rev.* **64**, 83 (1985) [85E277].

"Dipole-forbidden energy transfer process in solution," J. F. Endicott, *Coord. Chem. Rev.* **64**, 293 (1985) [85Z047].

## 5. Acknowledgments

Financial support for the creation of this compilation was provided by a grant from the National Institute of Standards and Technology, Office of Standard Reference Data, to Boston University, and by the Ministero della Pubblica Istruzione (Italy). The Radiation Chemistry Data Center is supported jointly by the National Institute of Standards and Technology, Office of Standard Reference Data and by the Office of Basic Energy Sciences of the Department of Energy. This is Radiation Laboratory Document No. NDRL-3082.

The authors thank Professor G. Varani (University of Ferrara) for the translation of Russian articles, and Dr. M. D'Angelantonio (FRAE-CNR Institute, Bologna) and Mr. V. Cacciari (University of Bologna) for technical assistance. The authors also thank Dr. A. B. Ross and Dr. W. P. Helman (University of Notre Dame) for advice and technical assistance. F. B. and L. M. specifically thank the FRAE-CNR Institute, Bologna for access to the international computer network.



## 6. Lists of Abbreviations and Symbols

## LIGANDS

acac	Acetylacetonate ion
AMcapten	1-Methyl-8-amino-6,13,19-triaza-3,10,16-trithiabicyclo[6.6.6]eicosane
AMMEsar	1-Amino-8-methyl-3,6,10,13,16,19-hexaazabicyclo[6.6.6]eicosane
AMMEsarH	1-Amino-8-methyl-3,6,10,13,16,19-hexaazabicyclo[6.6.6]eicosane, protonated
13-Al	1,4,7,10-Tetraazacyclotrideca-10-13-dienate ion, Fig. 1
AZAcapten	1-Methyl-6.8.13.19-tetraaza-3.10.16-trithiabicyclo[6.6.6]eicosane
AZAMEsar	8-Methyl-1,3,6,10,13,16,19-heptaazabicyclo[6.6.6]eicosane
benzo-15-crown-5	2,3-Benzo-1,4,7,10,13-pentaazapentadeca-2-ene
bpy	2,2'-Bipyridine
-bpy	2,2'-Bipyridine (as monodentate ligand)
C <sup>2</sup> ,N'-bpy	2,2'-Bipyridyl-C <sup>2</sup> ,N'
5-Brphen	5-Bromo-1,10-phenanthroline
4,4'-Bu <sub>2</sub> bpy	4,4'-Bis( <i>tert</i> -butyl)-2,2'-bipyridine
(BUG) <sub>2</sub> bpy	2,2'-Bipyridine with polymeric side chains, Fig. 2
bzac	1-Phenyl-1,3-butanedionate ion
4,4'-Cl <sub>2</sub> bpy	4,4'-Dichloro-2,2'-bipyridine
CLNOsar	1-Chloro-8-nitro-3,6,10,13,16,19-hexaazabicyclo[6.6.6]eicosane
CLOHsar	1-Chloro-8-hydroxy-3,6,10,13,16,19-hexaazabicyclo[6.6.6]eicosane
5-Clphen	5-Chloro-1,10-phenanthroline
CLsar	1-Chloro-3,6,10,13,16,19-hexaazabicyclo[6.6.6]eicosane
GMMEbsar	1-Chloromethyl-8-methyl-3,6,10,13,15,18-hexaazabicyclo[6.6.5]nonadecane
4,4'-(COO) <sub>2</sub> bpy	2,2'-Bipyridine-4,4'-dicarboxylate ion
4,4'-(COObz) <sub>2</sub> bpy	2,2'-Bipyridine-4,4'-dicarboxylic acid, dibenzyl ester
4,4'-(COOch) <sub>2</sub> bpy	2,2'-Bipyridine-4,4'-dicarboxylic acid, di(3β-cholestyl) ester
4,4'-(COOcy) <sub>2</sub> bpy	2,2'-Bipyridine-4,4'-dicarboxylic acid, dicyclohexyl ester
4,4'-(COOdec) <sub>2</sub> bpy	2,2'-Bipyridine-4,4'-dicarboxylic acid, di(1-decalhydronaphthyl) ester
4,4'-(COOet) <sub>2</sub> bpy	2,2'-Bipyridine-4,4'-dicarboxylic acid, diethyl ester
4,4'-(COOH) <sub>2</sub> bpy	2,2'-Bipyridine-4,4'-dicarboxylic acid
4,4'-(COOnap) <sub>2</sub> bpy	2,2'-Bipyridine-4,4'-dicarboxylic acid, di(2-naphthyl) ester
4,4'-(COOpr) <sub>2</sub> bpy	2,2'-Bipyridine-4,4'-dicarboxylic acid, di(2-propyl) ester
crypt	4,7,13,16,21-Pentaaza-1,10-diazabicyclo[8.8.5]tricosane
cyclam	1,4,8,11-Tetraazacyclotetradecane
dbm	1,3-Diphenyl-1,3-propanedionate ion
diAMechar	1,12-Diamino-3,10,14,21,24,31-hexaazapentacyclo[10.10.10.0 <sup>6,9</sup> .0 <sup>15,20</sup> .0 <sup>25,30</sup> ]dotriacontane
diAMsar	1,8-Diamino-3,6,10,13,16,19-hexaazabicyclo[6.6.6]eicosane
diAMsarH <sub>2</sub>	1,8-Diamino-3,6,10,13,16,19-hexaazabicyclo[6.6.6]eicosane, diprotonated
diAZAchar	1,3,10,12,14,21,24,31-Octaazapentacyclo[10.10.10.0 <sup>6,9</sup> .0 <sup>15,20</sup> .0 <sup>25,30</sup> ]dotriacontane
diCLsar	1,8-Dichloro-3,6,10,13,16,19-hexaazabicyclo[6.6.6]eicosane
diNOSar	1,8-Dinitro-3,6,10,13,16,19-hexaazabicyclo[6.6.6]eicosane
DMF	<i>N,N</i> -Dimethylformamide
DMG	Dimethylglyoximate ion
DMSO	Dimethylsulfoxide
Do <sub>2</sub> Ca <sub>2</sub> bpy	1,1'-Didodecyl-2,2'-bipyridine-4,4'-dicarboxamide
EDTA	Ethylenediaminetetraacetate ion
EFMEoxosar-H	1-Carboxy-2-oxo-8-methyl-3,6,10,13,16,19-hexaazabicyclo[6.6.6]eicosane, deprotonated form
en	Ethylenediamine
etioporphyrin I	2,7,12,17-Tetraethyl-3,8,13,18-tetramethylporphyrin
4-(Et <sub>3</sub> P)bpy	2,2'-Bipyridine-4-(triethylphosphonio) cation
gly	Glycinate ion
C <sup>2</sup> ,N'-Hbpy	2,2'-Bipyridyl-C <sup>2</sup> ,N', protonated
HEDTA	Monohydrogen ethylenediaminetetraacetate ion
hfac	1,1,5,5,5-Hexafluoro-2,4-pentanedionate ion
HYMEoxosar-H	2-Oxo-8-methyl-3,6,10,13,16,19-hexaazabicyclo[6.6.6]eicosane, deprotonated form
3,3'-Me <sub>2</sub> bpy	3,3'-Dimethyl 2,2'-bipyridine
4,4'-Me <sub>2</sub> bpy	4,4'-Dimethyl-2,2'-bipyridine
Me <sub>6</sub> cycladiene	5,7,7,12,14,14-Hexamethyl-1,4,8,11-tetraazacyclotetradeca-4,11-diene
Me <sub>6</sub> cyclam	5,7,7,12,14,14-Hexamethyl-1,4,8,11-tetraazacyclotetradecane

Me <sub>2</sub> dibenzoH <sub>2</sub> phen	6,7-Dihydro-5,8-dimethyldibenzo[ <i>b,j</i> ]1,10-phenanthroline (DMCH)
MENOsar	1-Methyl-8-nitro-3,6,10,13,16,19-hexaazabicyclo[6.6.6]eicosane
5-Mephen	5-Methyl-1,10-phenanthroline
2,9-Me <sub>2</sub> phen	2,9-Dimethyl-1,10-phenanthroline
4,7-Me <sub>2</sub> phen	4,7-Dimethyl-1,10-phenanthroline
5,6-Me <sub>2</sub> phen	5,6-Dimethyl-1,10-phenanthroline
3,4,7,8-Me <sub>4</sub> phen	3,4,7,8-Tetramethyl-1,10-phenanthroline
3,5,6,8-Me <sub>4</sub> phen	3,5,6,8-Tetramethyl-1,10-phenanthroline
MePh <sub>2</sub> P	Methyldiphenylphosphine
mesoporphyrin IX	7,12-Diethyl-3,8,13,17-tetramethylporphyrin-2,18-dipropionic acid
N-Mevio	<i>N</i> -Methyl-4-(4-pyridyl)pyridinium cation
5-(NH <sub>2</sub> )phen	5-Amino-1,10-phenanthroline
2-(NO <sub>2</sub> )benz	2-Nitrobenzoate ion
4-(NO <sub>2</sub> )benz	4-Nitrobenzoate ion
4-(NO <sub>2</sub> )bpy	4-Nitro-2,2'-bipyridine
5-(NO <sub>2</sub> )phen	5-Nitro-1,10-phenanthroline
NTA	Nitrilotriacetate ion
OEP	2,3,7,8,12,13,17,18-Octaethylporphyrin
pdo	1,3-Propanedionate ion
4,4'-Ph <sub>2</sub> bpy	4,4'-Diphenyl-2,2'-bipyridine
phen	1,10-Phenanthroline
5-Phphen	5-Phenyl-1,10-phenanthroline
2,9-Ph <sub>2</sub> phen	2,9-Diphenyl-1,10-phenanthroline
4,7-Ph <sub>2</sub> phen	4,7-Diphenyl-1,10-phenanthroline
4,7-(PhSO <sub>3</sub> ) <sub>2</sub> phen	1,10-Phenanthroline-4,7-di(phenyl-4-sulfonate) ion
py	Pyridine
sar	3,6,10,13,16,19-Hexaazabicyclo[6.6.6]eicosane
sep	1,3,6,8,10,13,16,19-Octaazabicyclo[6.6.6]eicosane
4,4'-(SO <sub>3</sub> ) <sub>2</sub> bpy	2,2'-Bipyridine-4,4'-disulfonate ion
TEOA	Triethanolamine
terpy	2,2',2''-Terpyridine
tfac	1,1,1-Trifluoro-2,4-pentanedionate ion
tfzac	1-Phenyl-4,4,4-trifluoro-1,3-butanedionate ion
thd	2,2,6,6-Tetramethyl-3,5-heptanedionate ion
TMePyP	5,10,15,20-Tetrakis(1-methylpyridinium-4-yl)porphyrin
TPP	5,10,15,20-Tetraphenylporphyrin
TPTZ	2,4,6-Tris(2-pyridyl)-1,3,5-triazine
ta	1-Thienyl-4,4,4-trifluoro-1,3-butanedionate ion
uroporphyrin I	Porphyrin-2,7,12,17-tetraacetic-3,8,13,18-tetrapropionic acid

## ORGANIC QUENCHERS

bpy	2,2'-Bipyridine
bpy <sup>2+</sup>	2,2'-Bipyridinium dication (in <i>N,N'</i> -disubstituted derivatives)
bpyH <sup>+</sup>	2,2'-Bipyridine, monoprotonated
bpyH <sub>2</sub> <sup>2+</sup>	2,2'-Bipyridine, diprotonated
β-CD	β-Cyclodextrin
CDTA	<i>trans</i> -1,2-Diaminocyclohexane- <i>N,N,N',N'</i> -tetraacetic acid
DDT	2,2-Bis(4-chlorophenyl)-1,1,1-trichloroethane
DMSO	Dimethylsulfoxide
DQ <sup>2+</sup>	<i>N,N'</i> -Ethylene-2,2'-bipyridinium dication (Diquat)
EDTA	Ethylenediaminetetraacetic acid
II-3-pyl	Pyridinium-3-yl cation radical
II-4-pyl	Pyridinium-4-yl cation radical
Me-2-pyl	<i>N</i> -Methylpyridinium-2-yl cation radical
Me-3-pyl	<i>N</i> -Methylpyridinium-3-yl cation radical
Me-4-pyl	<i>N</i> -Methylpyridinium-4-yl cation radical
MV <sup>2+</sup>	<i>N,N'</i> -Dimethyl-4,4'-bipyridinium dication (methylviologen, Paraquat)
OrgQue1	see Fig. 3
OrgQue2	see Fig. 3
OrgQue3	see Fig. 3
OrgQue4	see Fig. 3
OrgQue5	see Fig. 3
OrgQue6	2,1,3-Benzothiadiazole-4,7-dicarbonitrile, Fig. 4
OrgQue7	1,1'-Bis(phenylmethyl)-3,3'-dicarboxamide-1,1',4,4'-tetrahydro-4,4'-bipyridine, Fig. 5
OrgQue8	see Fig. 6
OrgQue9	see Fig. 6
OrgQue10	see Fig. 6

OrgQue11	see Fig. 7a
OrgQue12	see Fig. 7b
OrgQue13	2,2,6,6-Tetramethyl-4-oxopiperidine-1-oxyl radical, Fig. 8a
OrgQue14	2,2,6,6-Tetramethylpiperidine-1-oxyl radical, Fig. 8b
phen <sup>2+</sup>	1,10-Phenanthroline dication (in <i>N,N'</i> -disubstituted derivatives)
phen1 <sup>+</sup>	1,10-Phenanthroline, monoprotonated
phenH <sub>2</sub> <sup>2+</sup>	1,10-Phenanthroline, diprotonated
Poly-2,4-ionene	Poly[(dimethylimino)-1,4-butanediyl(dimethylimino)-1,2-ethanediyl dication], Fig. 9
PolyP <sup>+</sup> TZ	Polymeric phenothiazine, see Fig. 10
PolyVio1	Polymeric viologen, see Fig. 11
PolyVio2	Polymeric viologen, see Fig. 12
PolyVio3	Polymeric viologen, see Fig. 13
PolyVio4	Polymeric viologen, see Fig. 13
PolyVio5	Polymeric viologen, see Fig. 13
PolyVio6	Polymeric viologen, see Fig. 13
PolyVio7	Polymeric viologen, see Fig. 13
PolyVio8	Polymeric viologen, see Fig. 13
PolyVio9	Polymeric viologen, see Fig. 13
PolyVio10	Polymeric viologen, see Fig. 14
PolyVio11	Polymeric viologen, see Fig. 15
PolyVio12	Polymeric viologen, see Fig. 16
PolyVio13	Polymeric viologen, see Fig. 16
PolyVio14	Polymeric viologen, see Fig. 17
py	Pyridine
py <sup>+</sup>	Pyridinium cation (in <i>N</i> -substituted derivatives)
pyH <sup>+</sup>	Pyridine, protonated
sydnone	1,2,3-Oxadiazol-5-one, Fig. 18 (in mono- and disubstituted derivatives)
Triton X-100	C <sub>8</sub> H <sub>17</sub> C <sub>2</sub> H <sub>4</sub> (OCH <sub>2</sub> CH <sub>2</sub> ) <sub>x</sub> OH (x = 9 or 10)
vio <sup>+</sup>	4-(4-Pyridyl)pyridinium cation (in <i>N</i> -monosubstituted derivatives)
vio <sup>2+</sup>	4,4'-Bipyridinium dication (in <i>N,N'</i> -disubstituted derivatives)
vioH <sup>+</sup>	4,4'-Bipyridine, monoprotonated
vioH <sup>2+</sup>	4-(4-Pyridyl)pyridinium cation, protonated (in <i>N</i> -monosubstituted derivatives)
vioH <sub>2</sub> <sup>2+</sup>	4,4'-Bipyridine, diprotonated

OTHER MATERIALS

ACbuf	Acetate buffer
AN	Acetonitrile
AQN	Poly[imino-2-(dimethylamino)hexamethylene-1-oxol], Fig. 19
BHDC	Benzyltrimethyl- <i>n</i> -hexadecylammonium chloride
BObuf	Borate buffer
BRbuf	Britton-Robinson buffer (0.008 mol/L acetate, 0.008 mol/L phosphate, 0.008 mol/L borate)
<i>n</i> -BuOH	1-Butanol
<i>t</i> -BuOH	<i>tert</i> -Butyl alcohol
BuN	<i>iso</i> -Butyronitrile
CAbuf	Carbonate buffer
6CB	Cyanohexylbiphenyl
β-CD	β-Cyclodextrin
CMC	critical micelle concentration
CTAB	Cetyltrimethylammonium bromide
CTAC	Cetyltrimethylammonium chloride
DMA	<i>N,N</i> -Dimethylacetamide
DMF	<i>N,N</i> -Dimethylformamide
DMSO	Dimethylsulfoxide
dTBP	Tributylphosphate (perdeuterated)
EDTA	Ethylenediaminetetraacetic acid
EtMO	<i>N</i> -Ethylmorpholine
EtOH	Ethanol
FA	Formamide
HAc	Acetic acid
HSEtOH	Mercaptoethanol
IMIDbuf	Imidazole buffer
MeCl	Methylcyclohexane
MeOH	Methanol
Me <sub>2</sub> SO <sub>4</sub>	Sulfuric acid, dimethyl ester
MF	<i>N</i> -Methylformamide
MP	<i>N</i> -Methylpropionamide
NaAc	Sodium acetate

NTA	Nitritotriacetate ion
Pbuf	Phosphate buffer
PHTHbuf	Phthalate buffer
PMA	Poly(methacrylic acid)
polybrene	Poly[(dimethyliminio)-1,3-propanediyl(dimethyliminio)-1,6-hexadiyl dication], Fig. 20; concentration based on the ionic charge
PPh <sub>3</sub>	Triphenylphosphine
1-PrOH	1-Propanol
2-PrOH	2-Propanol
PVA	Poly(vinylalcohol)
PVS	Poly(vinylsulfate)
py	Pyridine
PYbuf	Pyridine buffer
SLS	Sodium lauryl sulfate
TBAB	Tetrabutylammonium bromide
TBAC	Tetrabutylammonium chloride
TBAF	Tetrabutylammonium hexafluorophosphate
TBAP	Tetrabutylammonium perchlorate
TBAS	Tetrabutylammonium trifluoromethylsulfate
TBP	Tributylphosphate
TEAC	Tetraethylammonium chloride
TEAP	Tetraethylammonium perchlorate
TEOA	Triethanolamine
THF	Tetrahydrofuran
TMAC	Tetramethylammonium chloride
TMP	Trimethylphosphate
TOAB	Tetraoctylammonium bromide
TPeAC	Tetrapentylammonium chloride
TPrAB	Tetrapropylammonium bromide
TPrAC	Tetrapropylammonium chloride
TRbuf	Tris buffer

OTHER ABBREVIATIONS AND SYMBOLS

(calc)	calculated from $\tau$ and $K_{SV}$ or from rate constants for specific steps
(corr)	corrected for diffusional effects
$E_a$	activation energy
EQ	quenching of an higher-energy state
estd	estimated
$f$	fraction of quenching acts that yield electron-transfer products in the bulk solution
$k_{diff}$	diffusion rate constant (L mol <sup>-1</sup> s <sup>-1</sup> )
$k_{obs}$	experimentally observed rate constant
$k_q$	quenching rate constant
$K_{SV}$	Stern-Volmer constant
$K_{SV}^*$	Stern-Volmer constant from lifetime measurements
L	ligand
$P_Q$	partial pressure of gaseous Q in equilibrium with the solution
$P_{app}$	applied pressure
Q	quencher
S	substrate
*S	excited state of the substrate involved in quenching
SQ	static quenching
S-V	Stern-Volmer
TT	triplet-triplet annihilation
$\Delta G^*$	free energy of activation
$\Delta H^*$	enthalpy of activation
$\Delta S^*$	entropy of activation
$\Delta V^*$	volume of activation
$\eta^*$	efficiency of population of the quenched excited state
$\mu$	ionic strength (mol/L)
$\tau_0$	lifetime in the absence of quencher, air-free solution
$\tau_0^{air}$	lifetime in the absence of quencher, air-equilibrated solution
$\tau_0^{und}$	lifetime in the absence of quencher, solution of unknown O <sub>2</sub> content
$\phi$	quantum yield of formation of the quenched excited state
<i>Experimental methods</i>	
ABS	absorption
AVF	multiple shot with signal averaging
ECM	electric conductivity

EMI	emission quenching (method not specified)
FP	conventional flash
LIF	lifetime quenching (method not specified)
LP	laser flash
LUM	luminescence
MS	modulated light source
PCM	photocurrent
PM	phase modulation
PR	pulse radiolysis
QYP	quantum yield of a photoproduct
SL	spark lamp
SPC	single photon counting
SS	steady state irradiation
SST	single shot signal

*Quenching mechanisms*

CD	collisional deactivation
CR	chemical reaction
ET	energy transfer
EX	exciplex formation
HA	hydrogen abstraction
OT	oxidative electron transfer
PT	proton transfer
RT	reductive electron transfer

### 7. Figures

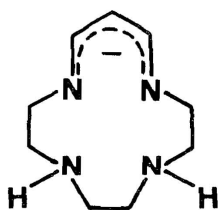


FIG. 1. 13-At.

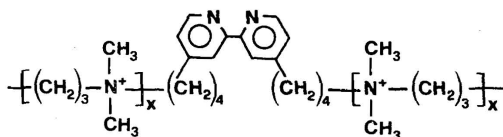


FIG. 2. (BUG)<sub>2</sub> bpy.

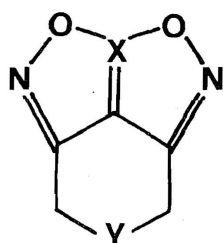


FIG. 3. OrgQue1 (X = S, Y = SO<sub>2</sub>); OrgQue2 (X = Se, Y = S); OrgQue3 (X = Se, Y = CH<sub>2</sub>); OrgQue4 (X = S, Y = CH<sub>2</sub>); OrgQue5 (X = S, Y = S).

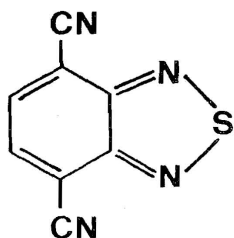


FIG. 4. OrgQue6.

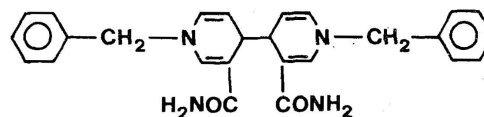


FIG. 5. OrgQue7.

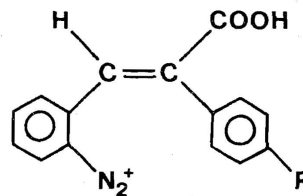
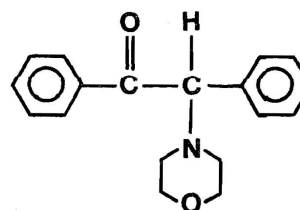
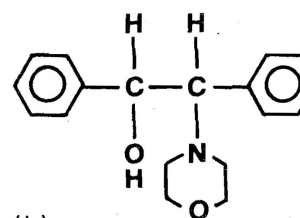


FIG. 6. OrgQue8 (R = Br); OrgQue9 (R = H); OrgQue10 (R = OCH<sub>3</sub>).

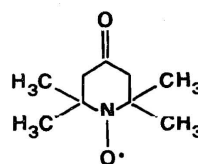


(a)

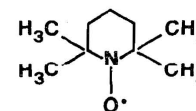


(b)

FIG. 7. (a) OrgQue11; (b) OrgQue12.



(a)



(b)

FIG. 8. (a) OrgQue13; (b) OrgQue14.

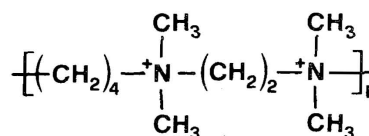


FIG. 9. Poly-2, 4-ionene.

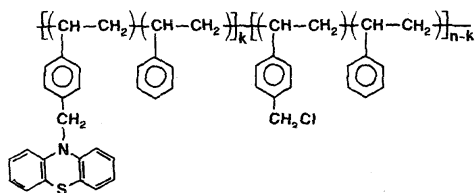


FIG. 10. PolyPTZ.

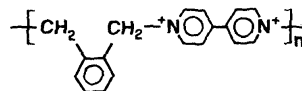


FIG. 15. PolyVio11.

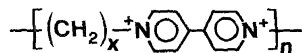


FIG. 16. PolyVio12 (x = 4); PolyVio13 (x = 3).

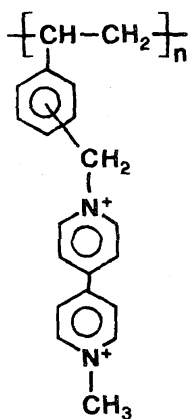


FIG. 11. PolyVioI (41% quaternization).

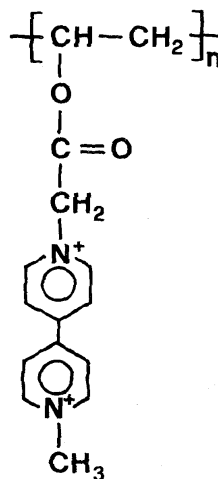


FIG. 17. PolyVio14 (40% quaternization).

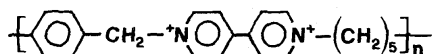


FIG. 12. PolyVio2.

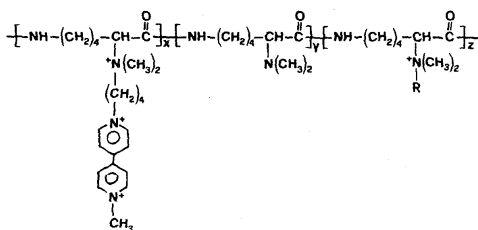


FIG. 13. PolyVio3 (X = 5%, Y = 95%); PolyVio4 (X = 10%, Y = 90%); PolyVio5 (X = 12%, Y = 88%); PolyVio6 (X = 25%, Y = 75%); PolyVio7 (X = 5%, Y = 45%, Z = 50%, R = C<sub>2</sub>H<sub>5</sub>); PolyVio8 (X = 5%, Z = 95%, R = C<sub>2</sub>H<sub>5</sub>); PolyVio9 (X = 5%, Z = 95%, R = C<sub>3</sub>H<sub>7</sub>SO<sub>3</sub>).

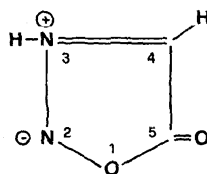


FIG. 18. Sydnone.

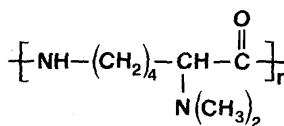


FIG. 19. AQN.

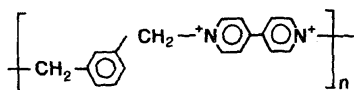


FIG. 14. PolyVio10.

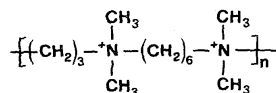


FIG. 20. Polybrene.

## 8. Tables of Quenching Data

TABLE 1. Quenching of excited aluminum complexes

No.	Quencher	Solvent	Solution Medium	T/°C	$k_q$ /L mol <sup>-1</sup> s <sup>-1</sup>	Comments	Ref.
<b>1.1. Al(phthalocyanine)Cl</b>							
<i>Inorganic Quenchers</i>							
1.1.1.	Co(bpy) <sub>3</sub> <sup>2+</sup>	DMA/H <sub>2</sub> O (2.3/1)		-15	2.3 × 10 <sup>7</sup>	LP/AES/AVE; ET <sup>+</sup> ; [Q] < 0.001 mol/L	84A122
1.1.2.	Co(bpy) <sub>3</sub> <sup>3+</sup>	DMA/H <sub>2</sub> O (2.3/1)		-15	8.3 × 10 <sup>7</sup>	LP/AES/AVE; OT; $f = 0.38$ ; [Q] < 2 × 10 <sup>-4</sup> mol/L	84A122
1.1.3.	Co(phen) <sub>3</sub> <sup>2+</sup>	DMA/H <sub>2</sub> O (2.3/1)		-15	5.3 × 10 <sup>7</sup>	LP/AES/AVE; ET <sup>+</sup> ; [Q] < 0.001 mol/L	84A122
1.1.4.	Co(phen) <sub>3</sub> <sup>3+</sup>	DMA/H <sub>2</sub> O (2.3/1)		-15	1.9 × 10 <sup>8</sup>	LP/AES/AVE; OT; $f = 0.53$ ; [Q] < 2 × 10 <sup>-4</sup> mol/L	84A122
1.1.5.	Co(terpy) <sub>2</sub> <sup>2+</sup>	DMA/H <sub>2</sub> O (2.3/1)		-15	1.3 × 10 <sup>8</sup>	LP/AES/AVE; ET <sup>+</sup>	84A122
1.1.6.	Co(terpy) <sub>2</sub> <sup>3+</sup>	DMA/H <sub>2</sub> O (2.3/1)		-15	1.5 × 10 <sup>8</sup>	LP/AES/AVE; OT; $f = 0.066$ ; [Q] < 2 × 10 <sup>-4</sup> mol/L	84A122
1.1.7.	Fe(bpy)(CN) <sub>4</sub> <sup>-</sup>	DMA/H <sub>2</sub> O (2.3/1)		-15	2.8 × 10 <sup>8</sup>	LP/AES/SST; OT; $f = 0$	83E088
1.1.8.	Fe(bpy)(CN) <sub>4</sub> <sup>2-</sup>	DMSO/H <sub>2</sub> O (4/1)		-28	5.8 × 10 <sup>8</sup>	LP/AES/SST; RT; $f = 0$	83E088
1.1.9.	cis-Fe(bpy) <sub>2</sub> (CN) <sub>2</sub> <sup>+</sup>	DMA/H <sub>2</sub> O (2.3/1)		-15	4.4 × 10 <sup>8</sup>	LP/AES/SST; OT; $f = 0$	83E088
1.1.10.	Fe(C <sub>5</sub> H <sub>5</sub> ) <sub>2</sub>	DMSO/H <sub>2</sub> O (9/1)		-28	6.6 × 10 <sup>8</sup>	LP/AES/SST; RT; $f = 0.07$	83E088
1.1.11.	Fe(CN) <sub>6</sub> <sup>3-</sup>	DMA/H <sub>2</sub> O (2.3/1)		-15	1.1 × 10 <sup>7</sup>	LP/AES/SST; OT; $f = 0$	83E088
1.1.12.	cis-Fe(phen) <sub>2</sub> (CN) <sub>2</sub> <sup>+</sup>	DMA/H <sub>2</sub> O (2.3/1)		-15	5.2 × 10 <sup>8</sup>	LP/AES/SST; OT	83E088
<i>Organic Quenchers</i>							
1.1.13.	1,4-Benzoquinone	DMA/H <sub>2</sub> O (2.3/1)		-15	9.2 × 10 <sup>6</sup>	LP/AES/SST; OT; $f = 0.40$	83E088
1.1.14.	1,4-Bis( <i>N,N</i> -dimethylamino)benzene	DMA/H <sub>2</sub> O (2.3/1)		-28	7.2 × 10 <sup>8</sup>	LP/AES/SST; RT; $f = 0.84$	83E088
	1,4-Bis( <i>N,N</i> -dimethylamino)benzene	DMSO/H <sub>2</sub> O (4/1)		-28	1.9 × 10 <sup>9</sup>	LP/AES/SST; RT; $f = 0.85$	83E088
1.1.15.	4,4'-Bis( <i>N,N</i> -dimethylamino)biphenyl	DMSO/H <sub>2</sub> O (4/1)		-28	1.7 × 10 <sup>8</sup>	LP/AES/SST; RT; $f = 0.72$ ; [Q] = (1.7) × 10 <sup>-5</sup> mol/L	83E088

TABLE I. Quenching of excited aluminum complexes—Continued

No.	Quencher	Solvent	Solution Medium	T/°C	$k_q$ /L mol <sup>-1</sup> s <sup>-1</sup>	Comments	Ref.
<b>1.1. Al(phthalocyanine)Cl—Continued</b>							
1.1.16.	2,5-Dichloro-1,4-benzoquinone	DMA/H <sub>2</sub> O (2.3/1)		~15	$5.5 \times 10^8$	LP/ABS/SST; OT; $f = 0.53$	83E088
1.1.17.	2,6-Dichloro-1,4-benzoquinone	DMA/H <sub>2</sub> O (2.3/1)		~15	$4.8 \times 10^8$	LP/ABS/SST; OT; $f = 0.59$ ; $[Q] = (2-10) \times 10^{-5}$ mol/L	83E088
1.1.18.	3,3'-Dimethyl-4,4'-diaminobiphenyl	DMSO/H <sub>2</sub> O (4/1)		~28	$7.9 \times 10^7$	LP/ABS/SST; RT; $f = 0.52$	83E088
1.1.19.	MV <sup>2+</sup>	DMA/H <sub>2</sub> O (2.3/1)		~15	$\sim 1 \times 10^2$	LP/ABS/SST; OT	83E088
1.1.20.	Phenothiazine	DMSO/H <sub>2</sub> O (4/1)		~28	$1 \times 10^6$	LP/ABS/SST; RT; $f = 0.52$	83E088
1.1.21.	Tetrachloro-1,4-benzoquinone	DMA/H <sub>2</sub> O (2.3/1)		~15	$4.5 \times 10^8$	LP/ABS/SST; OT; $f = 0.60$	83E088
<b>1.2. Al(5,10,15,20-tetraphenylporphyrin)<sup>+</sup></b>							
<i>Organic Quenchers</i>							
1.2.1.	1,4-Benzoquinone	EtOH			$1.0 \times 10^9$	LP/ABS/SST; OT; $f = 0.25$ ; $\phi = 0.85$ (82E428)	83F182
<b>1.3. Al(5,10,15,20-tetraphenylporphyrin)(OH)</b>							
<i>Organic Quenchers</i>							
1.3.1.	1,4-Benzoquinone	Toluene			$7 \times 10^7$ (calc)	FP/ABS/SST; $\tau_0 = 0.91$ ms; EX; biexponential decay, see Mech. [2]; same data in 81E718	82E636
1.3.2.	Methyl-1,4-benzoquinone	Toluene			$2 \times 10^7$ (calc)	FP/ABS/SST; $\tau_0 = 0.91$ ms; EX; biexponential decay, see Mech. [2]; same data in 81E718	82E636
1.3.3.	1,4-Naphthoquinone	Toluene			$3 \times 10^7$ (calc)	FP/ABS/SST; $\tau_0 = 0.91$ ms; EX; biexponential decay, see Mech. [2]; same data in 81E718	82E636
1.3.4.	9,10-Phenanthrenequinone	Toluene			$6 \times 10^7$ (calc)	FP/ABS/SST; $\tau_0 = 0.91$ ms; EX; biexponential decay, see Mech. [2]; same data in 81E718	82E636
1.3.5.	Tetramethyl-1,4-benzoquinone	Toluene			$8 \times 10^6$ (calc)	FP/ABS/SST; $\tau_0 = 0.91$ ms; EX; biexponential decay, see Mech. [2]; same data in 81E718	82E636

TABLE 2. Quenching of excited cadmium complexes

No.	Quencher	Solvent	Solution Medium	$T/^{\circ}\text{C}$	$k_q$ /L mol <sup>-1</sup> s <sup>-1</sup>	Comments	Ref.
<b>2.1. Cd(mesoporphyrin IX dimethyl ester)</b>							
<i>Inorganic Quenchers</i>							
2.1.1.	O <sub>2</sub>	Toluene			$3.2 \times 10^9$	LP/ABS/SST; ET; [Q] = 0.0011 mol/L	81E738
<b>2.2. Cd(5,10,15,20-tetraphenylporphyrin)</b>							
<i>Organic Quenchers</i>							
2.2.1.	1,4-Benzoquinone	EtOH			$3.0 \times 10^9$	LP/ABS/SST; OT; $f = 0.16$	83F182

TABLE 3. Quenching of excited cerium complexes

No.	Quencher	Solvent	Solution Medium	$T/^{\circ}\text{C}$	$k_q$ /L mol <sup>-1</sup> s <sup>-1</sup>	Comments	Ref.
<b>3.1. Ce<sup>3+</sup></b>							
<i>Inorganic Quenchers</i>							
3.1.1.	Cr <sup>3+</sup>	H <sub>2</sub> O	1 mol/L HClO <sub>4</sub> ; 1.1 mol/L NaClO <sub>4</sub>		$7.7 \times 10^7$	SL/LUM/SPC; $\tau_0^{\text{air}} = 44$ ns; OT; [Q] $\leq 0.15$ mol/L	80A287
3.1.2.	Cu <sup>2+</sup>	H <sub>2</sub> O	1 mol/L HClO <sub>4</sub> ; 1.1 mol/L NaClO <sub>4</sub>		$5.2 \times 10^8$	SL/LUM/SPC; $\tau_0^{\text{air}} = 44$ ns; OT; [Q] $\leq 0.08$ mol/L	80A287
3.1.3.	Eu <sup>3+</sup>	H <sub>2</sub> O	1 mol/L HClO <sub>4</sub> ; 1.1 mol/L NaClO <sub>4</sub>		$1.1 \times 10^7$	SL/LUM/SPC; $\tau_0^{\text{air}} = 44$ ns; OT; [Q] $\leq 0.50$ mol/L	80A287
3.1.4.	Fe <sup>3+</sup>	H <sub>2</sub> O	1 mol/L HClO <sub>4</sub> ; 1.1 mol/L NaClO <sub>4</sub>		$1.1 \times 10^9$	SL/LUM/SPC; $\tau_0^{\text{air}} = 44$ ns; OT; [Q] $\leq 0.008$ mol/L	80A287
3.1.5.	Tl <sup>3+</sup>	H <sub>2</sub> O	1 mol/L HClO <sub>4</sub> ; 1.1 mol/L NaClO <sub>4</sub>		$6.7 \times 10^8$	SL/LUM/SPC; $\tau_0^{\text{air}} = 44$ ns; OT; [Q] $\leq 0.029$ mol/L	80A287

TABLE 4. Quenching of excited chromium complexes

No.	Quencher	Solvent	Solution Medium	T/°C	$k_q$ /L mol <sup>-1</sup> s <sup>-1</sup>	Comments	Ref.
<b>4.1. Cr(5-Brphen)<sub>3</sub><sup>3+</sup></b>							
<i>Inorganic Quenchers</i>							
4.1.1.	Cr(5-Brphen) <sub>3</sub> <sup>3+</sup>	H <sub>2</sub> O/AN (24/1)	1 mol/L HCl	22	5.4 × 10 <sup>7</sup>	LP/LUM/SST; τ <sub>0</sub> = 0.18 ms; CD; τ <sub>0</sub> extrap'd to [S] = 0	81E458
	Cr(5-Brphen) <sub>3</sub> <sup>3+</sup>	H <sub>2</sub> O/AN (24/1)	1 mol/L NaCl, BRbuf; pH 9.5	22	8.1 × 10 <sup>7</sup>	LP/LUM/SST; τ <sub>0</sub> = 0.17 ms; CD; τ <sub>0</sub> extrap'd to [S] = 0	81E458
4.1.2.	O <sub>2</sub>	H <sub>2</sub> O	1 mol/L HCl	25	4.0 × 10 <sup>7</sup>	SS/LUM; τ <sub>0</sub> = 0.16 ms (LP/LUM/AVE); ET; [Q] = (2.5, 12) × 10 <sup>-4</sup> mol/L	78F366
<b>4.2. Cr(CN)<sub>6</sub><sup>3-</sup></b>							
<i>Inorganic Quenchers</i>							
4.2.1.	ICN	DMF		22	3.2 × 10 <sup>4</sup>	LP/LUM/SST; τ <sub>0</sub> = 6.5 ms; E <sub>a</sub> = 38 kJ/mol (-55 to 60 °C); ΔS <sup>‡</sup> = -48 J/mol·K; τ <sub>0</sub> at 25 °C	83E203
	ICN	DMF	5 × 10 <sup>-4</sup> mol/L TOAB	22	2.4 × 10 <sup>4</sup>	LP/LUM/SST; τ <sub>0</sub> = 6.5 ms; τ <sub>0</sub> at 25 °C	83E203
	ICN	DMF	0.005 mol/L TOAB	22	1.6 × 10 <sup>4</sup>	LP/LUM/SST; τ <sub>0</sub> = 6.5 ms; τ <sub>0</sub> at 25 °C	83E203
	ICN	DMF	0.015 mol/L TOAB	22	1.0 × 10 <sup>4</sup>	LP/LUM/SST; τ <sub>0</sub> = 6.5 ms; τ <sub>0</sub> at 25 °C	83E203
	ICN	DMF	0.025 mol/L TOAB	22	5 × 10 <sup>3</sup>	LP/LUM/SST; τ <sub>0</sub> = 6.5 ms; τ <sub>0</sub> at 25 °C	83E203
	ICN	DMF	0.1 mol/L TOAB	22	1 × 10 <sup>3</sup>	LP/LUM/SST; τ <sub>0</sub> = 6.5 ms; τ <sub>0</sub> at 25 °C	83E203
4.2.2.	O <sub>2</sub>	DMF		22	1.7 × 10 <sup>5</sup>	LP/LUM/SST; τ <sub>0</sub> = 6.5 ms; [Q] = 0.0012 mol/L; τ <sub>0</sub> at 25 °C	83E203
<i>Organic Quenchers</i>							
4.2.3.	Benzophenone	DMF		22	2.0 × 10 <sup>4</sup>	LP/LUM/SST; τ <sub>0</sub> = 6.5 ms; τ <sub>0</sub> at 25 °C; OT?	83E203
4.2.4.	1-Chloro-4-nitrobenzene	DMF		22	1.6 × 10 <sup>3</sup>	LP/LUM/SST; τ <sub>0</sub> = 6.5 ms; τ <sub>0</sub> at 25 °C; OT?	83E203
4.2.5.	2,4-Dinitroaniline	DMF		22	3.3 × 10 <sup>4</sup>	LP/LUM/SST; τ <sub>0</sub> = 6.5 ms; τ <sub>0</sub> at 25 °C; OT?	83E203
4.2.6.	2,4-Dinitrobenzaldehyde	DMF		22	6.5 × 10 <sup>4</sup>	LP/LUM/SST; τ <sub>0</sub> = 6.5 ms; τ <sub>0</sub> at 25 °C; OT?	83E203
4.2.7.	1,2-Dinitrobenzene	DMF		22	1.3 × 10 <sup>4</sup>	LP/LUM/SST; τ <sub>0</sub> = 6.5 ms; τ <sub>0</sub> at 25 °C; OT?	83E203



TABLE 4. Quenching of excited chromium complexes—Continued

No.	Quencher	Solvent	Solution Medium	T/°C	$k_q$ /L mol <sup>-1</sup> s <sup>-1</sup>	Comments	Ref.
4.2.	Cr(CN) <sub>6</sub> <sup>3-</sup> —Continued						
4.2.8.	1,3-Dinitrobenzene	DMF		22	1 × 10 <sup>3</sup>	LP/LUM/SST; τ <sub>0</sub> = 6.5 ms; τ <sub>c</sub> at 25 °C; OT?	83E203
4.2.9.	Methyl iodide	DMF		22	1.6 × 10 <sup>3</sup>	LP/LUM/SST; τ <sub>0</sub> = 6.5 ms; τ <sub>0</sub> at 25 °C	83E203
4.2.10.	Naphthalene	DMF		22	3.5 × 10 <sup>7</sup>	LP/LUM/SST; τ <sub>0</sub> = 6.5 ms; E <sub>s</sub> = 2.6 kJ/mol (-55 to 60 °C); ΔS <sup>‡</sup> = -100 J/mol·K; ET; τ <sub>0</sub> at 25 °C	83E203
4.2.11.	4-Nitroaniline	DMF		22	1.1 × 10 <sup>3</sup>	LP/LUM/SST; τ <sub>0</sub> = 6.5 ms; τ <sub>0</sub> at 25 °C; OT?	83E203
4.2.12.	2-Nitrobenzaldehyde	DMF		22	2 × 10 <sup>4</sup>	LP/LUM/SST; τ <sub>0</sub> = 6.5 ms; τ <sub>0</sub> at 25 °C; OT?	83E203
4.2.13.	Nitrobenzene	DMF		22	2.2 × 10 <sup>2</sup>	LP/LUM/SST; τ <sub>0</sub> = 6.5 ms; τ <sub>0</sub> at 25 °C; OT?	83E203
4.2.14.	2-Nitrotoluene	DMF		22	2.2 × 10 <sup>2</sup>	LP/LUM/SST; τ <sub>0</sub> = 6.5 ms; τ <sub>0</sub> at 25 °C; OT?	83E203
4.2.15.	9,10-Phenanthrenequinone	DMF		22	6 × 10 <sup>3</sup>	LP/LUM/SST; τ <sub>0</sub> = 6.5 ms; τ <sub>0</sub> at 25 °C; OT?	83E203
4.2.16.	Tetrabutylammonium bromide	DMF		22	1 × 10 <sup>2</sup>	LP/LUM/SST; τ <sub>0</sub> = 6.5 ms; τ <sub>0</sub> at 25 °C	83E203
4.2.17.	Tetrabutylammonium iodide	DMF		22	3 × 10 <sup>2</sup>	LP/LUM/SST; τ <sub>0</sub> = 6.5 ms; E <sub>s</sub> = 28 kJ/mol (-55 to 60 °C); ΔS <sup>‡</sup> = -110 J/mol·K; τ <sub>0</sub> at 25 °C	83E203
4.3.	Cr(5-Clphen) <sub>3</sub> <sup>3+</sup>						
	<i>Inorganic Quenchers</i>						
4.3.1.	Cr(5-Clphen) <sub>3</sub> <sup>3+</sup>	H <sub>2</sub> O	1 mol/L HCl	22	1.7 × 10 <sup>7</sup>	LP/LUM/SST; τ <sub>0</sub> = 0.18 ms; CD; [Q] = [S] ≤ 0.0013 mol/L; τ <sub>0</sub> extrap'd to [S] = 0	81E458
	Cr(5-Clphen) <sub>3</sub> <sup>3+</sup>	H <sub>2</sub> O	1 mol/L NaCl, BRbuf; pH 9.5	22	3.5 × 10 <sup>7</sup>	LP/LUM/SST; τ <sub>0</sub> = 0.15 ms; CD; τ <sub>0</sub> extrap'd to [S] = 0; same k <sub>q</sub> with SS/QYP, see Mech. [5]	81E458
4.3.2.	Fe <sup>3+</sup>	H <sub>2</sub> O	1 mol/L H <sub>2</sub> SO <sub>4</sub>	25	4.8 × 10 <sup>7</sup>	SS/LUM; τ <sub>0</sub> = 0.18 ms (LP/LUM/AVE); RT	78F366
	Fe <sup>2+</sup>	H <sub>2</sub> O	1 mol/L HCl	25	1.2 × 10 <sup>8</sup>	SS/LUM; τ <sub>0</sub> <sup>air</sup> = 50 μs (LP/LUM/AVE); RT	79E270

TABLE 4. Quenching of excited chromium complexes—Continued

No.	Quencher	Solvent	Solution Medium	T/°C	$k_q$ /L mol <sup>-1</sup> s <sup>-1</sup>	Comments	Ref.
<b>4.3. Cr(5-Clphen)<sub>3</sub><sup>3+</sup>—Continued</b>							
4.3.3	I <sup>-</sup>	H <sub>2</sub> O	1 mol/L HCl	25	$8.0 \times 10^9$	SS/LUM; $\tau_0^{\text{air}} = 50 \mu\text{s}$ (LP/LUM/AVE); RT?	79E270
4.3.4	O <sub>2</sub>	H <sub>2</sub> O	1 mol/L HCl	25	$3.7 \times 10^7$	SS/LUM; $\tau_0 = 0.16 \text{ ms}$ (LP/LUM/AVE); ET; [Q] = (2.5, 12) $\times 10^{-4}$ mol/L	78F366
	O <sub>2</sub>	H <sub>2</sub> O	1 mol/L HCl	25	$3.7 \times 10^7$	SS/LUM; $\tau_0 = 0.13 \text{ ms}$ (FP/ABS/SST); ET; [Q] = (2.5, 12) $\times 10^{-4}$ mol/L; same $k_q$ from same lab in 78A388	79E270
<b>4.4. Cr(4,4'-Me<sub>2</sub>bpy)<sub>3</sub><sup>3+</sup></b>							
<i>Inorganic Quenchers</i>							
4.4.1.	Cr(4,4'-Me <sub>2</sub> bpy) <sub>3</sub> <sup>3+</sup>	H <sub>2</sub> O/AN (24/1)	5 mol/L HCl	22	$2.0 \times 10^6$	LP/LUM/SST; $\tau_0 = 0.31$ ms; CD; $\tau_0$ extrap'd to [S] = 0	81E458
4.4.2.	Fe <sup>2+</sup>	H <sub>2</sub> O	1 mol/L H <sub>2</sub> SO <sub>4</sub>	25	$8.2 \times 10^5$	SS/LUM; $\tau_0 = 0.21 \text{ ms}$ (LP/LUM/AVE); RT	78F366
	Fe <sup>2+</sup>	H <sub>2</sub> O	1 mol/L HCl	25	$2.2 \times 10^6$	SS/LUM; $\tau_0^{\text{air}} = 77 \mu\text{s}$ (estd); RT	79E270
4.4.3.	I <sup>-</sup>	H <sub>2</sub> O	1 mol/L HCl	25	$4.0 \times 10^7$	SS/LUM; $\tau_0^{\text{air}} = 77 \mu\text{s}$ (estd); RT?	79E270
4.4.4.	O <sub>2</sub>	H <sub>2</sub> O	1 mol/L HCl	25	$4.2 \times 10^7$	SS/LUM; $\tau_0 = 0.18 \text{ ms}$ (LP/LUM/AVE); ET; [Q] = (2.5, 12) $\times 10^{-4}$ mol/L	78F366
	O <sub>2</sub>	H <sub>2</sub> O	1 mol/L HCl	25	$3.4 \times 10^7$	SS/LUM; $\tau_0 = 0.23 \text{ ms}$ (FP/ABS/SST); ET; [Q] = (2.5, 12) $\times 10^{-4}$ mol/L; same $k_q$ from same lab in 78A388	79E270
<b>4.5. Cr(3,4,7,8-Me<sub>4</sub>phen)<sub>3</sub><sup>3+</sup></b>							
<i>Inorganic Quenchers</i>							
4.5.1.	Cr(3,4,7,8-Me <sub>4</sub> phen) <sub>3</sub> <sup>3+</sup>	H <sub>2</sub> O/AN (24/1)	1 mol/L HCl	22	$1.5 \times 10^7$	LP/LUM/SST; $\tau_0 = 0.64$ ms; CD; $\tau_0$ extrap'd to [S] = 0	81E458
	Cr(3,4,7,8-Me <sub>4</sub> phen) <sub>3</sub> <sup>3+</sup>	H <sub>2</sub> O/AN (24/1)	1 mol/L NaCl, BRbuf; pH 9.5	22	$3.9 \times 10^7$	LP/LUM/SST; $\tau_0 = 0.62$ ms; CD; $\tau_0$ extrap'd to [S] = 0	81E458
4.5.2.	Fe <sup>2+</sup>	H <sub>2</sub> O	1 mol/L HCl	25	$9.2 \times 10^5$	SS/LUM; $\tau_0^{\text{air}} = 26 \mu\text{s}$ (estd); RT	79E270

TABLE 4. Quenching of excited chromium complexes—Continued

No.	Quencher	Solvent	Solution Medium	$T/^\circ\text{C}$	$k_q$ /L mol <sup>-1</sup> s <sup>-1</sup>	Comments	Ref.
<b>4.5. Cr(3,4,7,8-Me<sub>4</sub>phen)<sub>3</sub><sup>3+</sup>—Continued</b>							
4.5.3.	I <sup>-</sup>	H <sub>2</sub> O	1 mol/L HCl	25	$4.7 \times 10^7$	SS/LUM; $\tau_0^{\text{air}} = 26 \mu\text{s}$ (estd); RT?	79E270
4.5.4.	O <sub>2</sub>	H <sub>2</sub> O	1 mol/L HCl	25	$1.5 \times 10^8$	SS/LUM; $\tau_0 = 0.47 \text{ ms}$ (FP/ABS/SST); ET; [Q] = (2.5, 12) $\times 10^{-4}$ mol/L; same $k_q$ from same lab in 78A388	79E270
<b>4.6. Cr(4,7-Me<sub>2</sub>phen)<sub>3</sub><sup>3+</sup></b>							
<i>Inorganic Quenchers</i>							
4.6.1.	Cr(4,7-Me <sub>2</sub> phen) <sub>3</sub> <sup>3+</sup>	H <sub>2</sub> O/AN (24/1)	1 mol/L HCl	22	$1.0 \times 10^7$	LP/LUM/SST; $\tau_0 = 0.57$ ms; CD; $\tau_0$ extrap'd to [S] = 0	81E458
	Cr(4,7-Me <sub>2</sub> phen) <sub>3</sub> <sup>3+</sup>	H <sub>2</sub> O/AN (24/1)	1 mol/L NaCl, BRbuf; pH 9.5	22	$1.4 \times 10^7$	LP/LUM/SST; $\tau_0 = 0.42$ ms; CD; $\tau_0$ extrap'd to [S] = 0	81E458
4.6.2.	Fe <sup>2+</sup>	H <sub>2</sub> O	1 mol/L H <sub>2</sub> SO <sub>4</sub>	25	$8.9 \times 10^5$	SS/LUM; $\tau_0 = 0.64 \text{ ms}$ (LP/LUM/AVE); RT	78F366
	Fe <sup>2+</sup>	H <sub>2</sub> O	1 mol/L HCl	25	$6.0 \times 10^6$	SS/LUM; $\tau_0^{\text{air}} = 37 \mu\text{s}$ (LP/LUM/AVE); RT	79E270
4.6.3.	I <sup>-</sup>	H <sub>2</sub> O	1 mol/L HCl	25	$1.5 \times 10^8$	SS/LUM; $\tau_0^{\text{air}} = 37 \mu\text{s}$ (LP/LUM/AVE); RT?	79E270
4.6.4.	O <sub>2</sub>	H <sub>2</sub> O	1 mol/L HCl	25	$8.8 \times 10^7$	SS/LUM; $\tau_0 = 0.58 \text{ ms}$ (LP/LUM/AVE); ET; [Q] = (2.5, 12) $\times 10^{-4}$ mol/L	78F366
	O <sub>2</sub>	H <sub>2</sub> O	1 mol/L HCl	25	$1.9 \times 10^8$	SS/LUM; $\tau_0 = 0.34 \text{ ms}$ (FP/ABS/SST); ET; [Q] = (2.5, 12) $\times 10^{-4}$ mol/L; same $k_q$ from same lab in 78A388	79E270
<b>4.7. Cr(5-Mephen)<sub>3</sub><sup>3+</sup></b>							
<i>Inorganic Quenchers</i>							
4.7.1.	Cr(5-Mephen) <sub>3</sub> <sup>3+</sup>	H <sub>2</sub> O	1 mol/L HCl	22	$5.6 \times 10^6$	LP/LUM/SST; $\tau_0 = 0.42$ ms; CD; $\tau_0$ extrap'd to [S] = 0	81E458
	Cr(5-Mephen) <sub>3</sub> <sup>3+</sup>	H <sub>2</sub> O	1 mol/L NaCl, BRbuf; pH 9.5	22	$1.4 \times 10^7$	LP/LUM/SST; $\tau_0 = 0.27$ ms; CD; $\tau_0$ extrap'd to [S] = 0	81E458
4.7.2.	Fe <sup>2+</sup>	H <sub>2</sub> O	1 mol/L H <sub>2</sub> SO <sub>4</sub>	25	$1.0 \times 10^7$	SS/LUM; $\tau_0 = 0.38 \text{ ms}$ (LP/LUM/AVE); RT	78F366

TABLE 4. Quenching of excited chromium complexes—Continued

No.	Quencher	Solvent	Solution Medium	$T/^\circ\text{C}$	$k_q$ /L mol <sup>-1</sup> s <sup>-1</sup>	Comments	Ref.
4.7.	$\text{Cr}(5\text{-Mephen})_2^{3+}$ —Continued						
4.7.3.	$\text{O}_2$	$\text{H}_2\text{O}$	1 mol/L HCl	25	$6.4 \times 10^7$	SS/LUM; $\tau_0 = 0.31$ ms (LP/LUM/AVE); ET; [Q] = $(2.5, 12) \times 10^{-4}$ mol/L	78F363
4.8.	$\text{Cr}(5,6\text{-Me}_2\text{phen})_3^{3+}$ <i>Inorganic Quenchers</i>						
4.8.1.	$\text{Cr}(5,6\text{-Me}_2\text{phen})_3^{3+}$	$\text{H}_2\text{O}/\text{AN}$ (24/1)	1 mol/L HCl	22	$7.5 \times 10^6$	LP/LUM/SST; $\tau_0 = 0.42$ ms; CD; $\tau_0$ extrap'd to [S] = 0	81E453
	$\text{Cr}(5,6\text{-Me}_2\text{phen})_3^{3+}$	$\text{H}_2\text{O}/\text{AN}$ (24/1)	1 mol/L NaCl, BRbuf; pH 9.5	22	$1.7 \times 10^7$	LP/LUM/SST; $\tau_0 = 0.29$ ms; CD; $\tau_0$ extrap'd to [S] = 0	81E453
4.9.	$\text{Cr}(\text{NH}_3)_5(\text{CN})^{2+}$ <i>Inorganic Quenchers</i>						
4.9.1.	$\text{Cr}(\text{CN})_3^{3-}$	DMF		20	$1.7 \times 10^9$	SS/LUM; $\tau_0 = 19$ $\mu\text{s}$ (LP/LUM/SST); ET; [Q] = $(1\text{-}20) \times 10^{-5}$ mol/L	84E097
	$\text{Cr}(\text{CN})_3^{3-}$	$\text{H}_2\text{O}$	$5 \times 10^{-4}$ mol/L $\text{HClO}_4$	20	$6.2 \times 10^8$	LP/LUM/SST; $\tau_0 = 22$ $\mu\text{s}$ ; ET; [Q] $\leq 2.5 \times 10^{-4}$ mol/L	84E097
4.9.2.	$\text{OH}^-$	$\text{H}_2\text{O}$		20	$6.2 \times 10^9$	LP/LUM/SST; $\tau_0 = 22$ $\mu\text{s}$ ; PT?; [Q] $\leq 3.3 \times 10^{-5}$ mol/L	84E097
4.10.	<i>trans</i> - $\text{Cr}(\text{NH}_3)_4(\text{CN})_2^+$ <i>Inorganic Quenchers</i>						
4.10.1.	$\text{OH}^-$	$\text{H}_2\text{O}$		20	$2.0 \times 10^9$	LP/LUM/SST; $\tau_0 = 42$ $\mu\text{s}$ ; PT?; [Q] $\leq 2.5 \times 10^{-5}$ mol/L	84E097
4.11.	$\text{Cr}(4,4'\text{-Ph}_2\text{bpy})_3^{3+}$ <i>Inorganic Quenchers</i>						
4.11.1.	$\text{Cr}(4,4'\text{-Ph}_2\text{bpy})_3^{3+}$	$\text{H}_2\text{O}/\text{MeOH}$ (1.5/1)	1 mol/L NaCl, BRbuf; pH 9.5	22	$6.0 \times 10^7$	LP/LUM/SST; $\tau_0 = 53$ $\mu\text{s}$ ; CD; $\tau_0$ extrap'd to [S] = 0	81E453
	$\text{Cr}(4,4'\text{-Ph}_2\text{bpy})_3^{3+}$	$\text{H}_2\text{O}/\text{AN}$ (24/1)	1 mol/L HCl	22	$1.4 \times 10^8$	LP/LUM/SST; $\tau_0 = 0.17$ ms; CD; $\tau_0$ extrap'd to [S] = 0	81E453
	$\text{Cr}(4,4'\text{-Ph}_2\text{bpy})_3^{3+}$	$\text{H}_2\text{O}/\text{AN}$ (24/1)	5 mol/L HCl	22	$1.0 \times 10^8$	LP/LUM/SST; $\tau_0 = 0.19$ ms; CD; $\tau_0$ extrap'd to [S] = 0	81E453
4.11.2.	$\text{Fe}^{2+}$	$\text{H}_2\text{O}$	1 mol/L HCl	25	$2.0 \times 10^7$	SS/LUM; $\tau_0^{\text{air}} = 17$ $\mu\text{s}$ (LP/LUM/AVE); RT	79E270

TABLE 4. Quenching of excited chromium complexes—Continued

No.	Quencher	Solvent	Solution Medium	T/°C	$k_q$ /L mol <sup>-1</sup> s <sup>-1</sup>	Comments	Ref.
<b>4.11. Cr(4,4'-Ph<sub>2</sub>bpy)<sub>3</sub><sup>3+</sup>—Continued</b>							
4.11.3.	I <sup>-</sup>	H <sub>2</sub> O	1 mol/L HCl	25	$2.2 \times 10^9$	SS/LUM; $\tau_0^{\text{air}} = 17 \mu\text{s}$ (LP/LUM/AVE); RT?	79E270
4.11.4.	O <sub>2</sub>	H <sub>2</sub> O	1 mol/L HCl	25	$1.7 \times 10^8$	SS/LUM; $\tau_0 = 0.14 \text{ ms}$ (FP/ABS/SST); ET; [Q] = (2.5, 12) $\times 10^{-4}$ mol/L; same $k_q$ from same lab in 78A388	79E270
<b>4.12. Cr(4,7-Ph<sub>2</sub>phen)<sub>3</sub><sup>3+</sup></b>							
<i>Inorganic Quenchers</i>							
4.12.1.	Cr(4,7-Ph <sub>2</sub> phen) <sub>3</sub> <sup>3+</sup>	H <sub>2</sub> O/MeOH (1.5/1)	1 mol/L NaCl, BRbuf; pH 9.5	22	$3 \times 10^8$	LP/LUM/SST; $\tau_0 = 89 \mu\text{s}$ ; CD; $\tau_0$ extrap'd to [S] = 0; same $k_q$ with SS/QYP, see Mech. [5]	81E458
	Cr(4,7-Ph <sub>2</sub> phen) <sub>3</sub> <sup>3+</sup>	H <sub>2</sub> O/AN (24/1)	1 mol/L HCl	22	$7.4 \times 10^7$	LP/LUM/SST; $\tau_0 = 0.57$ ms; CD; $\tau_0$ extrap'd to [S] = 0	81E458
4.12.2.	Fe <sup>2+</sup>	H <sub>2</sub> O	1 mol/L HCl	25	$2.5 \times 10^7$	SS/LUM; $\tau_0^{\text{air}} = 16 \mu\text{s}$ (LP/LUM/AVE); RT	79E270
4.12.3.	I <sup>-</sup>	H <sub>2</sub> O	1 mol/L HCl	25	$5.9 \times 10^9$	SS/LUM; $\tau_0^{\text{air}} = 16 \mu\text{s}$ (LP/LUM/AVE); RT?	79E270
4.12.4.	O <sub>2</sub>	H <sub>2</sub> O	1 mol/L HCl	25	$3.1 \times 10^8$	SS/LUM; $\tau_0 = 0.37 \text{ ms}$ (FP/ABS/SST); ET; [Q] = (2.5, 12) $\times 10^{-4}$ mol/L; same $k_q$ from same lab in 78A388	79E270
<i>Organic Quenchers</i>							
4.12.5.	1,4-Bis(N,N- dimethylamino)benzene	AN		~15	$2.0 \times 10^9$	SS/LUM; $\tau_0 = 0.20 \text{ ms}$ (LP/ABS/AVE); RT; $f =$ 0.73	84E387
4.12.6.	4,4'-Bis(N,N- dimethylamino)biphenyl	AN		~15	$6.7 \times 10^9$	SS/LUM; $\tau_0 = 0.20 \text{ ms}$ (LP/ABS/AVE); RT; $f =$ 0.21	84E387
4.12.7.	1,2-Diaminobenzene	AN		~15	$1.5 \times 10^{10}$	LP/ABS/AVE; $\tau_0 = 0.20$ ms; RT; $f = 0.14$	84E387
4.12.8.	1,4-Diaminobenzene	AN		~15	$6.6 \times 10^9$	LP/ABS/AVE; $\tau_0 = 0.20$ ms; RT; $f = 0.50$	84E387
4.12.9.	3,3'-Dimethyl-4,4'-diaminobiphenyl	AN		~15	$6.6 \times 10^9$	LP/ABS/AVE; $\tau_0 = 0.20$ ms; RT; $f = 0.11$	84E387
4.12.10.	Triphenylamine	AN		~15	$9.2 \times 10^9$	LP/ABS/AVE; $\tau_0 = 0.20$ ms; RT; $f = 0.019$	84E387

TABLE 4. Quenching of excited chromium complexes—Continued

No.	Quencher	Solvent	Solution Medium	T/°C	$k_q$ /L mol <sup>-1</sup> s <sup>-1</sup>	Comments	Ref.
<b>4.13. Cr(5-Phphen)<sub>3</sub><sup>3+</sup></b>							
<i>Inorganic Quenchers</i>							
4.13.1.	Cr(5-Phphen) <sub>3</sub> <sup>3+</sup>	H <sub>2</sub> O/AN (24/1)	1 mol/L HCl	22	5.7 × 10 <sup>7</sup>	LP/LUM/SST; τ <sub>0</sub> = 0.22 ms; CD; [Q] = [S] ≤ 0.0012 mol/L; τ <sub>0</sub> extrap'd to [S] = 0	81E458
	Cr(5-Phphen) <sub>3</sub> <sup>3+</sup>	H <sub>2</sub> O/AN (24/1)	1 mol/L NaCl, BRbuf; pH 9.5	22	9.3 × 10 <sup>7</sup>	LP/LUM/SST; τ <sub>0</sub> = 0.18 ms; CD; τ <sub>0</sub> extrap'd to [S] = 0; same k <sub>q</sub> with SS/QYP, see Mech. [5]	81E458
<b>4.14. Cr(bpy)<sub>3</sub><sup>3+</sup></b>							
<i>Inorganic Quenchers</i>							
4.14.1.	Co(acac) <sub>3</sub>	Acetone		~22	2.0 × 10 <sup>8</sup>	LP/LUM/SST; ET	83E223
4.14.2.	Co(CN) <sub>6</sub> <sup>3-</sup>	H <sub>2</sub> O	0.5 mol/L NaCl	~20	<2 × 10 <sup>5</sup>	SS/LUM; τ <sub>0</sub> <sup>air</sup> = 51 μs (SL/LUM/SPC)	78F263
	Co(CN) <sub>6</sub> <sup>3-</sup>	H <sub>2</sub> O	1.5 mol/L NaHSO <sub>4</sub>	25	<1 × 10 <sup>6</sup>	SS/LUM; τ <sub>0</sub> = 70 μs (LP/LUM/SST); ET, RT	83F230
4.14.3.	trans-Co(cyclam)Cl <sub>2</sub> <sup>+</sup>	H <sub>2</sub> O	1 mol/L NaClO <sub>4</sub> ; pH 2	25	2.5 × 10 <sup>7</sup>	FP/ABS/SST; ET, RT	83F230
4.14.4.	trans-Co(cyclam)(H <sub>2</sub> O) <sub>2</sub> <sup>3+</sup>	H <sub>2</sub> O	1 mol/L NaClO <sub>4</sub> ; pH 2	25	1.8 × 10 <sup>6</sup>	FP/ABS/SST; ET, RT	83F230
4.14.5.	trans-Co(cyclam)(H <sub>2</sub> O)(N <sub>3</sub> ) <sup>2+</sup>	H <sub>2</sub> O	1 mol/L NaClO <sub>4</sub> ; pH 1	25	1.6 × 10 <sup>8</sup>	FP/ABS/SST; ET, RT	83F230
4.14.6.	Co(DMG) <sub>2</sub> (C <sub>2</sub> H <sub>5</sub> )(H <sub>2</sub> O)	H <sub>2</sub> O	0.01 mol/L HCl	~22	1.4 × 10 <sup>9</sup>	LP/LUM/SST; ET	83E223
4.14.7.	Co(en) <sub>3</sub> <sup>3+</sup>	H <sub>2</sub> O	0.1 mol/L H <sub>2</sub> SO <sub>4</sub>	22	1 × 10 <sup>6</sup>	SS/LUM; τ <sub>0</sub> <sup>air</sup> = 38 μs (LP/LUM/AVE); ET	83E586
4.14.8.	cis-Co(en) <sub>2</sub> Cl <sub>2</sub> <sup>+</sup>	H <sub>2</sub> O	0.1 mol/L H <sub>2</sub> SO <sub>4</sub>	22	1.8 × 10 <sup>8</sup>	SS/LUM; τ <sub>0</sub> <sup>air</sup> = 38 μs (LP/LUM/AVE); ET; [Q] = (1-8) × 10 <sup>-4</sup> mol/L	83E586
4.14.9.	trans-Co(en) <sub>2</sub> Cl <sub>2</sub> <sup>+</sup>	H <sub>2</sub> O	0.1 mol/L H <sub>2</sub> SO <sub>4</sub>	22	1.0 × 10 <sup>7</sup>	SS/LUM; τ <sub>0</sub> <sup>air</sup> = 38 μs (LP/LUM/AVE); ET; [Q] = (1-9) × 10 <sup>-4</sup> mol/L	83E586
4.14.10.	cis-Co(en) <sub>2</sub> (H <sub>2</sub> O)Cl <sub>2</sub> <sup>+</sup>	H <sub>2</sub> O	0.1 mol/L H <sub>2</sub> SO <sub>4</sub>	22	2.2 × 10 <sup>7</sup>	SS/LUM; τ <sub>0</sub> <sup>air</sup> = 38 μs (LP/LUM/AVE); ET	83E586
4.14.11.	cis-Co(en) <sub>2</sub> (NCS) <sub>2</sub> <sup>+</sup>	H <sub>2</sub> O	0.1 mol/L H <sub>2</sub> SO <sub>4</sub>	22	3.9 × 10 <sup>8</sup>	SS/LUM; τ <sub>0</sub> <sup>air</sup> = 38 μs (LP/LUM/AVE); ET; [Q] = (1-5) × 10 <sup>-4</sup> mol/L	83E586
4.14.12.	trans-Co(en) <sub>2</sub> (NCS) <sub>2</sub> <sup>+</sup>	H <sub>2</sub> O	0.1 mol/L H <sub>2</sub> SO <sub>4</sub>	22	9.2 × 10 <sup>7</sup>	SS/LUM; τ <sub>0</sub> <sup>air</sup> = 38 μs (LP/LUM/AVE); ET; [Q] = (1-8) × 10 <sup>-4</sup> mol/L	83E586

TABLE 4. Quenching of excited chromium complexes—Continued

No.	Quencher	Solvent	Solution Medium	$T/^\circ\text{C}$	$k_q$ /L mol <sup>-1</sup> s <sup>-1</sup>	Comments	Ref.
<b>4.14. Cr(bpy)<sub>3</sub><sup>3+</sup>—Continued</b>							
4.14.13.	<i>cis</i> -Co(en) <sub>2</sub> (NCS)Cl <sup>+</sup>	H <sub>2</sub> O	0.1 mol/L H <sub>2</sub> SO <sub>4</sub>	22	$3.6 \times 10^8$	SS/LUM; $\tau_0^{\text{air}} = 38 \mu\text{s}$ (LP/LUM/AVE); ET; [Q] = (1.5) $\times 10^{-4}$ mol/L	83E586
4.14.14.	<i>trans</i> -Co(en) <sub>2</sub> (NCS)Cl <sup>+</sup>	H <sub>2</sub> O	0.1 mol/L H <sub>2</sub> SO <sub>4</sub>	22	$6.2 \times 10^7$	SS/LUM; $\tau_0^{\text{air}} = 38 \mu\text{s}$ (LP/LUM/AVE); ET; [Q] = (1.8) $\times 10^{-4}$ mol/L	83E586
4.14.15.	<i>cis</i> -Co(en) <sub>2</sub> (NH <sub>3</sub> )Cl <sup>2+</sup>	H <sub>2</sub> O	0.1 mol/L H <sub>2</sub> SO <sub>4</sub>	22	$3.2 \times 10^7$	SS/LUM; $\tau_0^{\text{air}} = 38 \mu\text{s}$ (LP/LUM/AVE); ET	83E586
4.14.16.	Co(NH <sub>3</sub> ) <sub>6</sub> <sup>3+</sup>	H <sub>2</sub> O	0.1 mol/L H <sub>2</sub> SO <sub>4</sub>	22	$2 \times 10^6$	SS/LUM; $\tau_0^{\text{air}} = 38 \mu\text{s}$ (LP/LUM/AVE); ET	83E586
	Co(NH <sub>3</sub> ) <sub>6</sub> <sup>3+</sup>	H <sub>2</sub> O	1 mol/L HCl	25	$4.3 \times 10^6$	FP/ABS/SST; ET, RT	83F230
4.14.17.	Co(NH <sub>3</sub> ) <sub>5</sub> (CN) <sup>2+</sup>	H <sub>2</sub> O	1 mol/L HCl	25	$5.0 \times 10^6$	FP/ABS/SST; ET, RT	83F230
4.14.18.	Co(NH <sub>3</sub> ) <sub>5</sub> Cl <sup>2+</sup>	H <sub>2</sub> O	0.1 mol/L H <sub>2</sub> SO <sub>4</sub>	22	$2.0 \times 10^7$	SS/LUM; $\tau_0^{\text{air}} = 38 \mu\text{s}$ (LP/LUM/AVE); ET	83E586
4.14.19.	Co(NH <sub>3</sub> ) <sub>5</sub> F <sup>2+</sup>	H <sub>2</sub> O	0.1 mol/L H <sub>2</sub> SO <sub>4</sub>	22	$2 \times 10^6$	SS/LUM; $\tau_0^{\text{air}} = 38 \mu\text{s}$ (LP/LUM/AVE); ET	83E586
	Co(NH <sub>3</sub> ) <sub>5</sub> F <sup>2+</sup>	H <sub>2</sub> O	1.5 mol/L NaHSO <sub>4</sub>	25	$2.0 \times 10^6$	SS/LUM; $\tau_0 = 70 \mu\text{s}$ (LP/LUM/SST); ET, RT	83F230
4.14.20.	Co(NH <sub>3</sub> ) <sub>5</sub> (H <sub>2</sub> O) <sup>3+</sup>	H <sub>2</sub> O	0.1 mol/L H <sub>2</sub> SO <sub>4</sub>	22	$1 \times 10^6$	SS/LUM; $\tau_0^{\text{air}} = 38 \mu\text{s}$ (LP/LUM/AVE); ET	83E586
	Co(NH <sub>3</sub> ) <sub>5</sub> (H <sub>2</sub> O) <sup>3+</sup>	H <sub>2</sub> O	1 mol/L HCl	25	$4.0 \times 10^6$	FP/ABS/SST; ET, RT	83F230
4.14.21.	Co(NH <sub>3</sub> ) <sub>5</sub> (N <sub>3</sub> ) <sup>2+</sup>	H <sub>2</sub> O	1 mol/L NaHSO <sub>4</sub>	25	$1.6 \times 10^8$	FP/ABS/SST; ET, RT	83F230
4.14.22.	Co(NH <sub>3</sub> ) <sub>5</sub> (NCS) <sup>2+</sup>	H <sub>2</sub> O	0.1 mol/L H <sub>2</sub> SO <sub>4</sub>	22	$9.1 \times 10^7$	SS/LUM; $\tau_0^{\text{air}} = 38 \mu\text{s}$ (LP/LUM/AVE); ET	83E586
	Co(NH <sub>3</sub> ) <sub>5</sub> (NCS) <sup>2+</sup>	H <sub>2</sub> O	1 mol/L NaHSO <sub>4</sub>	25	$1.9 \times 10^8$	FP/ABS/SST; ET, RT	83F230
4.14.23.	Co(NH <sub>3</sub> ) <sub>5</sub> (NO <sub>2</sub> ) <sup>2+</sup>	H <sub>2</sub> O	0.1 mol/L H <sub>2</sub> SO <sub>4</sub>	22	$1.6 \times 10^7$	SS/LUM; $\tau_0^{\text{air}} = 38 \mu\text{s}$ (LP/LUM/AVE); ET	83E586
4.14.24.	Co(NH <sub>3</sub> ) <sub>5</sub> [OC(O)H] <sup>2+</sup>	H <sub>2</sub> O	0.1 mol/L H <sub>2</sub> SO <sub>4</sub>	22	$3 \times 10^5$	SS/LUM; $\tau_0^{\text{air}} = 38 \mu\text{s}$ (LP/LUM/AVE); ET	83E586
4.14.25.	Cr(bpy) <sub>3</sub> <sup>3+</sup>	H <sub>2</sub> O	1 mol/L NaCl, BRbuf; pH 10	14.9	$1.6 \times 10^6$	LP/LUM/SST; $\tau_0 = 0.11$ ms; CD; [Q] = [S] = (1-100) $\times 10^{-5}$ mol/L; $\tau_0$ extrap'd to [S] = 0	83E317
	Cr(bpy) <sub>3</sub> <sup>3+</sup>	H <sub>2</sub> O	5 mol/L HCl	22	$1.3 \times 10^6$	LP/LUM/SST; $\tau_0 = 0.10$ ms; CD; same $k_q$ from same lab in 80E076; [Q] = [S] $\leq$ 0.012 mol/L; $\tau_0$ extrap'd to [S] = 0	81E458

TABLE 4. Quenching of excited chromium complexes—Continued

No.	Quencher	Solvent	Solution Medium	T/°C	$k_q$ /L mol <sup>-1</sup> s <sup>-1</sup>	Comments	Ref.
<b>4.14. Cr(bpy)<sub>3</sub><sup>3+</sup>—Continued</b>							
4.14.26.	Cr(CN) <sub>6</sub> <sup>3-</sup>	H <sub>2</sub> O	0.5 mol/L NaCl	~20	4.1 × 10 <sup>9</sup>	SS/LUM; τ <sub>0</sub> <sup>air</sup> = 51 μs (SL/LUM/SPC); ET	78F263
4.14.27.	Fe <sup>2+</sup>	H <sub>2</sub> O	1 mol/L HCl	~15	4 × 10 <sup>7</sup>	LP/ABS/AVE; τ <sub>0</sub> = 60 μs; RT; f = 0.081; Q as Cl <sup>-</sup> complex	84E387
	Fe <sup>2+</sup>	H <sub>2</sub> O	1 mol/L HClO <sub>4</sub>	~15	7 × 10 <sup>6</sup>	LP/ABS/AVE; τ <sub>0</sub> = 60 μs; RT; f = 0.17	84E387
	Fe <sup>2+</sup>	H <sub>2</sub> O	1 mol/L HCl	25	3.7 × 10 <sup>7</sup>	SS/LUM; τ <sub>0</sub> <sup>air</sup> = 55 μs (LP/LUM/AVE); RT	79E270
	Fe <sup>2+</sup>	H <sub>2</sub> O	1 mol/L H <sub>2</sub> SO <sub>4</sub>	25	1.6 × 10 <sup>7</sup>	SS/LUM; τ <sub>0</sub> = 76 μs (LP/LUM/AVE); RT	78F366
	Fe <sup>2+</sup>	H <sub>2</sub> O	μ = 1		4.1 × 10 <sup>7</sup>	RT	767517
4.14.28.	Fe(C <sub>5</sub> H <sub>5</sub> ) <sub>2</sub>	AN/H <sub>2</sub> O (2.3/1)		~15	6.2 × 10 <sup>9</sup>	LP/ABS/AVE; τ <sub>0</sub> = 60 μs; RT; f = 0.18; [Q] < 5 × 10 <sup>-4</sup> mol/L	84E387
4.14.29.	Fe(C <sub>5</sub> H <sub>5</sub> )(C <sub>5</sub> H <sub>4</sub> COOH)	AN/H <sub>2</sub> O (2.3/1)		~15	7.3 × 10 <sup>9</sup>	LP/ABS/AVE; τ <sub>0</sub> = 60 μs; RT; f = 0.069; [Q] < 5 × 10 <sup>-4</sup> mol/L	84E387
4.14.30.	Fe(CN) <sub>6</sub> <sup>3-</sup>	H <sub>2</sub> O	0.5 mol/L NaCl	~20	2.6 × 10 <sup>8</sup>	SS/LUM; τ <sub>0</sub> <sup>air</sup> = 51 μs (SL/LUM/SPC); OT?	78F263
4.14.31.	Fe(CN) <sub>6</sub> <sup>4-</sup>	H <sub>2</sub> O	0.5 mol/L NaCl	~20	4.9 × 10 <sup>9</sup>	SS/LUM; τ <sub>0</sub> <sup>air</sup> = 51 μs (SL/LUM/SPC); RT	78F263
4.14.32.	H <sub>2</sub> O	AN		22	1.3 × 10 <sup>3</sup>	LP/LUM/SST; τ <sub>0</sub> = 43 μs	83E110
4.14.33.	I <sup>-</sup>	H <sub>2</sub> O	μ = 1.0 (NaCl)	11	8.5 × 10 <sup>8</sup>	SS/LUM and SL/LUM/SPC; τ <sub>0</sub> <sup>air</sup> = 80 μs; RT?; [Q] = (1-12) × 10 <sup>-5</sup> mol/L	78F122
	I <sup>-</sup>	H <sub>2</sub> O	μ = 1.0 (NaCl)	22	1.2 × 10 <sup>9</sup>	LP/ABS/SST; τ <sub>0</sub> = 63 μs; RT; same k <sub>q</sub> from same lab in 776321	78F122
	I <sup>-</sup>	H <sub>2</sub> O	1 mol/L HCl	25	1.4 × 10 <sup>9</sup>	SS/LUM; τ <sub>0</sub> <sup>air</sup> = 55 μs (LP/LUM/AVE); RT?	79E270
4.14.34.	Mo(CN) <sub>6</sub> <sup>4-</sup>	H <sub>2</sub> O	0.5 mol/L NaCl	~20	5.2 × 10 <sup>9</sup>	SS/LUM; τ <sub>0</sub> <sup>air</sup> = 51 μs (SL/LUM/SPC); RT	78F263
4.14.35.	Ni(13-At) <sup>+</sup>	AN			2.6 × 10 <sup>8</sup>	SS/LUM; τ <sub>0</sub> = 0.12 ms; RT	81A335
4.14.36.	Ni(CN) <sub>4</sub> <sup>2-</sup>	H <sub>2</sub> O	0.5 mol/L NaCl	~20	1.4 × 10 <sup>9</sup>	SS/LUM; τ <sub>0</sub> <sup>air</sup> = 51 μs (SL/LUM/SPC); RT	78F263
4.14.37.	Ni(Me <sub>6</sub> cyclam) <sup>2+</sup>	AN			1.2 × 10 <sup>6</sup>	SS/LUM; τ <sub>0</sub> = 0.12 ms; RT	81A335



TABLE 4. Quenching of excited chromium complexes—Continued

No.	Quencher	Solvent	Solution Medium	T/°C	$k_q$ /L mol <sup>-1</sup> s <sup>-1</sup>	Comments	Ref.
<b>4.14. Cr(bpy)<sub>3</sub><sup>3+</sup>—Continued</b>							
4.14.38.	O <sub>2</sub>	H <sub>2</sub> O	μ = 1.0 (NaCl)	22	1.7 × 10 <sup>7</sup>	LP/ABS/SST; τ <sub>0</sub> = 63 μs; p <sub>O<sub>2</sub></sub> = (2, 10) × 10 <sup>4</sup> Pa; same k <sub>q</sub> from same lab in 776321	78F122
	O <sub>2</sub>	H <sub>2</sub> O	1 mol/L HCl	25	2.7 × 10 <sup>7</sup>	SS/LUM; τ <sub>0</sub> = 66 μs (LP/LUM/AVE); ET; [Q] = (2.5, 12) × 10 <sup>-4</sup> mol/L	78F366
	O <sub>2</sub>	H <sub>2</sub> O	1 mol/L HCl	25	1.7 × 10 <sup>7</sup>	SS/LUM; τ <sub>0</sub> = 63 μs (FP/ABS/SST); ET; [Q] = (2.5, 12) × 10 <sup>-4</sup> mol/L; same k <sub>q</sub> from same lab in 78A388	79E270
4.14.39.	OH <sup>-</sup>	H <sub>2</sub> O		5	≤ 2 × 10 <sup>4</sup>	LP/ABS/SST	78F122
4.14.40.	Os(bpy) <sub>3</sub> <sup>2+</sup>	H <sub>2</sub> O	1 mol/L H <sub>2</sub> SO <sub>4</sub>	25	1.5 × 10 <sup>9</sup>	SS/LUM; τ <sub>0</sub> = 76 μs (LP/LUM/AVE); RT	78F366
4.14.41.	Os(bpy) <sub>3</sub> <sup>3+</sup>	H <sub>2</sub> O	1 mol/L H <sub>2</sub> SO <sub>4</sub>	25	< 1 × 10 <sup>6</sup>	SS/LUM; τ <sub>0</sub> = 76 μs (LP/LUM/AVE); [Q] = ~0.001 mol/L	78F366
4.14.42.	PtBr <sub>4</sub> <sup>2-</sup>	H <sub>2</sub> O	μ = 2 (HClO <sub>4</sub> )		2.0 × 10 <sup>9</sup>	LP/LUM/SST, SS/LUM; τ <sub>0</sub> <sup>air</sup> = 65 μs; ET; [Q] ≤ 9 × 10 <sup>-6</sup> mol/L	83E719
4.14.43.	PtBr <sub>6</sub> <sup>2-</sup>	H <sub>2</sub> O	μ = 2 (HClO <sub>4</sub> )		2 × 10 <sup>7</sup>	LP/LUM/SST; τ <sub>0</sub> <sup>air</sup> = 60 μs; ET; [Q] ≤ 0.001 mol/L	83A403
4.14.44.	Pt(CN) <sub>4</sub> <sup>2-</sup>	H <sub>2</sub> O	μ = 2 (HClO <sub>4</sub> or H <sub>2</sub> SO <sub>4</sub> )		~1 × 10 <sup>5</sup>	EMI; RT	85A469
4.14.45.	Pt(C <sub>2</sub> O <sub>4</sub> ) <sub>2</sub> <sup>2-</sup>	H <sub>2</sub> O	μ = 2 (HClO <sub>4</sub> )		7.5 × 10 <sup>6</sup>	LP/LUM/SST, SS/LUM; τ <sub>0</sub> <sup>air</sup> = 65 μs; RT; [Q] ≤ 9 × 10 <sup>-4</sup> mol/L; same k <sub>q</sub> from same lab in 85A469	83E719
4.14.46.	PtCl <sub>4</sub> <sup>2-</sup>	H <sub>2</sub> O	μ = 2 (HClO <sub>4</sub> )		1.4 × 10 <sup>7</sup>	LP/LUM/SST, SS/LUM; τ <sub>0</sub> <sup>air</sup> = 65 μs; ET; [Q] ≤ 9 × 10 <sup>-4</sup> mol/L	83E719
4.14.47.	PtCl <sub>6</sub> <sup>2-</sup>	H <sub>2</sub> O	μ = 2 (HClO <sub>4</sub> )		< 2 × 10 <sup>5</sup>	LP/LUM/SST; τ <sub>0</sub> <sup>air</sup> = 60 μs; ET; [Q] ≤ 0.001 mol/L	83A403
4.14.48.	Pt(en) <sub>2</sub> <sup>2+</sup>	H <sub>2</sub> O	μ = 2 (HClO <sub>4</sub> or H <sub>2</sub> SO <sub>4</sub> )		6 × 10 <sup>5</sup>	EMI; RT	85A469
4.14.49.	PtF <sub>6</sub> <sup>2-</sup>	H <sub>2</sub> O	μ = 2 (HClO <sub>4</sub> )		< 2 × 10 <sup>5</sup>	LP/LUM/SST; τ <sub>0</sub> <sup>air</sup> = 60 μs; ET; [Q] ≤ 0.001 mol/L	83A403

TABLE 4. Quenching of excited chromium complexes—Continued

No.	Quencher	Solvent	Solution Medium	T/°C	$k_q$ /L mol <sup>-1</sup> s <sup>-1</sup>	Comments	Ref.
<b>4.14. Cr(bpy)<sub>3</sub><sup>3+</sup>—Continued</b>							
4.14.50.	Pt(NH <sub>3</sub> ) <sub>4</sub> <sup>2+</sup>	H <sub>2</sub> O	μ = 2 (HClO <sub>4</sub> or H <sub>2</sub> SO <sub>4</sub> )		4 × 10 <sup>5</sup>	EMI; RT	85A469
4.14.51.	Pt(NO <sub>2</sub> ) <sub>4</sub> <sup>2-</sup>	H <sub>2</sub> O	μ = 2 (HClO <sub>4</sub> or H <sub>2</sub> SO <sub>4</sub> )		2 × 10 <sup>5</sup>	EMI; RT	85A469
4.14.52.	Pt(SCN) <sub>4</sub> <sup>2-</sup>	H <sub>2</sub> O	μ = 2 (HClO <sub>4</sub> )		1.3 × 10 <sup>9</sup>	LP/LUM/SST, SS/LUM; τ <sub>0</sub> <sup>air</sup> = 65 μs; RT; [Q] ≤ 9 × 10 <sup>-6</sup> mol/L	83E719
4.14.53.	Pt(SCN) <sub>6</sub> <sup>2-</sup>	H <sub>2</sub> O	μ = 2 (HClO <sub>4</sub> )		1.5 × 10 <sup>8</sup>	LP/LUM/SST; τ <sub>0</sub> <sup>air</sup> = 60 μs; ET; [Q] ≤ 0.001 mol/L	83A403
4.14.54.	Ru(bpy) <sub>3</sub> <sup>2+</sup>	H <sub>2</sub> O	μ = 0.2	23	4.0 × 10 <sup>8</sup>	SS/LUM; τ <sub>0</sub> <sup>air</sup> = 36 μs (SL/LUM/SST); RT	756325
	Ru(bpy) <sub>3</sub> <sup>2+</sup>	H <sub>2</sub> O	1 mol/L H <sub>2</sub> SO <sub>4</sub>	25	6.1 × 10 <sup>8</sup>	SS/LUM; τ <sub>0</sub> = 76 μs (LP/LUM/AVE); RT	78F366
4.14.55.	Ru(bpy) <sub>3</sub> <sup>3+</sup>	H <sub>2</sub> O	1 mol/L H <sub>2</sub> SO <sub>4</sub>	25	6 × 10 <sup>6</sup>	SS/LUM; τ <sub>0</sub> = 76 μs (LP/LUM/AVE); ET?; [Q] = ~0.001 mol/L	78F366
4.14.56.	Ru(CN) <sub>6</sub> <sup>4-</sup>	H <sub>2</sub> O	0.5 mol/L NaCl	~20	5.5 × 10 <sup>9</sup>	SS/LUM; τ <sub>0</sub> <sup>air</sup> = 51 μs (SL/LUM/SFC); RT	78F263
4.14.57.	Ru(5-Clphen) <sub>3</sub> <sup>2+</sup>	H <sub>2</sub> O	1 mol/L H <sub>2</sub> SO <sub>4</sub>	25	6.1 × 10 <sup>8</sup>	SS/LUM; τ <sub>0</sub> = 76 μs (LP/LUM/AVE); RT	78F366
4.14.58.	Ru(4,4'-Me <sub>2</sub> bpy) <sub>3</sub> <sup>2+</sup>	H <sub>2</sub> O	1 mol/L H <sub>2</sub> SO <sub>4</sub>	25	1.1 × 10 <sup>9</sup>	SS/LUM; τ <sub>0</sub> = 76 μs (LP/LUM/AVE); RT	78F366
4.14.59.	Ru(3,4,7,8-Me <sub>4</sub> phen) <sub>3</sub> <sup>2+</sup>	H <sub>2</sub> O	1 mol/L H <sub>2</sub> SO <sub>4</sub>	25	1 × 10 <sup>9</sup>	SS/LUM; τ <sub>0</sub> = 76 μs (LP/LUM/AVE); RT	78F366
4.14.60.	Ru(4,7-Me <sub>2</sub> phen) <sub>3</sub> <sup>2+</sup>	H <sub>2</sub> O	1 mol/L H <sub>2</sub> SO <sub>4</sub>	25	1.1 × 10 <sup>9</sup>	SS/LUM; τ <sub>0</sub> = 76 μs (LP/LUM/AVE); RT	78F366
4.14.61.	Ru(5-Mephen) <sub>3</sub> <sup>2+</sup>	H <sub>2</sub> O	1 mol/L H <sub>2</sub> SO <sub>4</sub>	25	9.9 × 10 <sup>8</sup>	SS/LUM; τ <sub>0</sub> = 76 μs (LP/LUM/AVE); RT	78F366
4.14.62.	Ru(NH <sub>3</sub> ) <sub>6</sub> <sup>3+</sup>	H <sub>2</sub> O	1.5 mol/L NaHSO <sub>4</sub>	25	<1 × 10 <sup>6</sup>	SS/LUM; τ <sub>0</sub> = 70 μs (LP/LUM/SST); ET, RT	83F230
4.14.63.	Ru[5-(NO <sub>2</sub> )phen] <sub>3</sub> <sup>2+</sup>	H <sub>2</sub> O	1 mol/L H <sub>2</sub> SO <sub>4</sub>	25	1.3 × 10 <sup>8</sup>	SS/LUM; τ <sub>0</sub> = 76 μs (LP/LUM/AVE); RT	78F366
4.14.64.	Ru(phen) <sub>3</sub> <sup>2+</sup>	H <sub>2</sub> O	1 mol/L H <sub>2</sub> SO <sub>4</sub>	25	9.1 × 10 <sup>8</sup>	SS/LUM; τ <sub>0</sub> = 76 μs (LP/LUM/AVE); RT	78F366
<i>Organic Quenchers</i>							
4.14.65.	1-Aminonaphthalene	AN	0.02 mol/L TEAP	~22	7.2 × 10 <sup>9</sup>	SS/LUM; τ <sub>0</sub> <sup>air</sup> = 50 μs (LP/LUM/SST); RT	78E518

TABLE 4. Quenching of excited chromium complexes—Continued

No.	Quencher	Solvent	Solution Medium	$T/^\circ\text{C}$	$k_q$ /L mol <sup>-1</sup> s <sup>-1</sup>	Comments	Ref.
<b>4.14. Cr(bpy)<sub>3</sub><sup>3+</sup>—Continued</b>							
4.14.66.	2-Aminonaphthalene	AN	0.02 mol/L TEAP	~22	$8.2 \times 10^9$	SS/LUM; $\tau_0^{\text{air}} = 50 \mu\text{s}$ (LP/LUM/SST); RT	78E518
4.14.67.	<i>N</i> -(4-Aminophenyl)aniline	AN	0.02 mol/L TEAP	~22	$9.4 \times 10^9$	SS/LUM; $\tau_0^{\text{air}} = 50 \mu\text{s}$ (LP/LUM/SST); RT	78E518
4.14.68.	Aniline	AN	0.02 mol/L TEAP	~22	$9.9 \times 10^9$	SS/LUM; $\tau_0^{\text{air}} = 50 \mu\text{s}$ (LP/LUM/SST); RT	78E518
4.14.69.	1,4-Bis( <i>N,N</i> -dimethylamino)benzene	AN		~15	$5.6 \times 10^9$	SS/LUM; $\tau_0 = 60 \mu\text{s}$ (LP/ABS/AVE); RT; $f = 0.29$	84E387
4.14.70.	4,4'-Bis( <i>N,N</i> -dimethylamino)biphenyl	AN		~15	$3.5 \times 10^9$	SS/LUM; $\tau_0 = 60 \mu\text{s}$ (LP/ABS/AVE); RT; $f = 0.12$	84E387
	4,4'-Bis( <i>N,N</i> -dimethylamino)biphenyl	AN	0.02 mol/L TEAP	~22	$1.1 \times 10^{10}$	SS/LUM; $\tau_0^{\text{air}} = 50 \mu\text{s}$ (LP/LUM/SST); RT	78E518
4.14.71.	1,4-Bis( <i>N</i> -phenylamino)benzene	AN	0.02 mol/L TEAP	~22	$7.2 \times 10^9$	SS/LUM; $\tau_0^{\text{air}} = 50 \mu\text{s}$ (LP/LUM/SST); RT	78E518
4.14.72.	<i>tert</i> -Butylamine	AN	0.02 mol/L TEAP	~22	$1.4 \times 10^7$	SS/LUM; $\tau_0^{\text{air}} = 50 \mu\text{s}$ (LP/LUM/SST); RT	78E518
4.14.73.	1,2-Diaminobenzene	AN		~15	$3.6 \times 10^9$	LP/ABS/AVE; $\tau_0 = 60 \mu\text{s}$ ; RT; $f = 0.05$	84E387
4.14.74.	1,4-Diaminobenzene	AN		~15	$4.6 \times 10^9$	LP/ABS/AVE; $\tau_0 = 60 \mu\text{s}$ ; RT; $f = 0.22$	84E387
4.14.75.	4,4'-Diaminobiphenyl	AN	0.02 mol/L TEAP	~22	$8.7 \times 10^9$	SS/LUM; $\tau_0^{\text{air}} = 50 \mu\text{s}$ (LP/LUM/SST); RT	78E518
4.14.76.	Dibenzylamine	AN	0.02 mol/L TEAP	~22	$1.0 \times 10^7$	SS/LUM; $\tau_0^{\text{air}} = 50 \mu\text{s}$ (LP/LUM/SST); RT	78E518
4.14.77.	Dibutylamine	AN	0.02 mol/L TEAP	~22	$1.6 \times 10^8$	SS/LUM; $\tau_0^{\text{air}} = 50 \mu\text{s}$ (LP/LUM/SST); RT	78E518
4.14.78.	Dicyclohexylamine	AN	0.02 mol/L TEAP	~22	$2.0 \times 10^8$	SS/LUM; $\tau_0^{\text{air}} = 50 \mu\text{s}$ (LP/LUM/SST); RT	78E518
4.14.79.	Diethylamine	AN	0.02 mol/L TEAP	~22	$8.9 \times 10^7$	SS/LUM; $\tau_0^{\text{air}} = 50 \mu\text{s}$ (LP/LUM/SST); RT	78E518
4.14.80.	<i>N,N</i> -Diethylaniline	AN	0.02 mol/L TEAP	~22	$6.4 \times 10^9$	SS/LUM; $\tau_0^{\text{air}} = 50 \mu\text{s}$ (LP/LUM/SST); RT	78E518
4.14.81.	1,2-Dimethoxybenzene	AN	0.02 mol/L TEAP	~22	$2.4 \times 10^8$	SS/LUM; $\tau_0^{\text{air}} = 50 \mu\text{s}$ (LP/LUM/SST); RT	78E518
4.14.82.	1,4-Dimethoxybenzene	AN	0.02 mol/L TEAP	~22	$1.1 \times 10^9$	SS/LUM; $\tau_0^{\text{air}} = 50 \mu\text{s}$ (LP/LUM/SST); RT	78E518

TABLE 4. Quenching of excited chromium complexes—Continued

No.	Quencher	Solvent	Solution Medium	T/°C	$k_q$ /L mol <sup>-1</sup> s <sup>-1</sup>	Comments	Ref.
<b>4.14. Cr(bpy)<sub>3</sub><sup>3+</sup>—Continued</b>							
4.14.83.	<i>N,N</i> -Dimethylbenzylamine	AN	0.02 mol/L TEAP	~22	$2.5 \times 10^8$	SS/LUM; $\tau_0^{\text{air}} = 50 \mu\text{s}$ (LP/LUM/SST); RT	78E518
4.14.84.	3,3'-Dimethyl-4,4'-diaminobiphenyl	AN		~15	$3.2 \times 10^9$	LP/ABS/AVE; $\tau_0 = 60 \mu\text{s}$ ; RT; $f = 0.068$	84E387
4.14.85.	Diphenylamine	AN		~15	$3.3 \times 10^9$	LP/ABS/AVE; $\tau_0 = 60 \mu\text{s}$ ; RT; $f = 0$	84E387
	Diphenylamine	AN	0.02 mol/L TEAP	~22	$9.1 \times 10^9$	SS/LUM; $\tau_0^{\text{air}} = 50 \mu\text{s}$ (LP/LUM/SST); RT	78E518
4.14.86.	Dipropylamine	AN	0.02 mol/L TEAP	~22	$1.5 \times 10^8$	SS/LUM; $\tau_0^{\text{air}} = 50 \mu\text{s}$ (LP/LUM/SST); RT	78E518
4.14.87.	<i>N</i> -Methylaniline	AN	0.02 mol/L TEAP	~22	$1.1 \times 10^{10}$	SS/LUM; $\tau_0^{\text{air}} = 50 \mu\text{s}$ (LP/LUM/SST); RT	78E518
4.14.88.	<i>cis</i> -1-Phenyl-2-(2-naphthyl)ethene	AN			$5 \times 10^7$	SS/LUM, LP/LUM/SST; $\tau_0$ = 48 $\mu\text{s}$ ; RT; [Q] = (1-20) $\times 10^{-4}$ mol/L	84F249
4.14.89.	<i>trans</i> -1-Phenyl-2-(2-naphthyl)ethene	AN			$8 \times 10^8$	SS/LUM, LP/LUM/SST; $\tau_0$ = 48 $\mu\text{s}$ ; RT; [Q] = (7-80) $\times 10^{-6}$ mol/L	84F249
4.14.90.	Tributylamine	AN	0.02 mol/L TEAP	~22	$6.9 \times 10^8$	SS/LUM; $\tau_0^{\text{air}} = 50 \mu\text{s}$ (LP/LUM/SST); RT	78E518
4.14.91.	Triethylamine	AN	0.02 mol/L TEAP	~22	$7.4 \times 10^8$	SS/LUM; $\tau_0^{\text{air}} = 50 \mu\text{s}$ (LP/LUM/SST); RT	78E518
4.14.92.	1,2,3-Trimethoxybenzene	AN	0.02 mol/L TEAP	~22	$4.3 \times 10^7$	SS/LUM; $\tau_0^{\text{air}} = 50 \mu\text{s}$ (LP/LUM/SST); RT	78E518
4.14.93.	1,2,4-Trimethoxybenzene	AN	0.02 mol/L TEAP	~22	$2.8 \times 10^9$	SS/LUM; $\tau_0^{\text{air}} = 50 \mu\text{s}$ (LP/LUM/SST); RT	78E518
4.14.94.	1,3,5-Trimethoxybenzene	AN	0.02 mol/L TEAP	~22	$1.9 \times 10^7$	SS/LUM; $\tau_0^{\text{air}} = 50 \mu\text{s}$ (LP/LUM/SST); RT	78E518
4.14.95.	Triphenylamine	AN		~15	$2.4 \times 10^9$	LP/ABS/AVE; $\tau_0 = 60 \mu\text{s}$ ; RT; $f = 0.006$	84E387
	Triphenylamine	AN	0.02 mol/L TEAP	~22	$7.3 \times 10^9$	SS/LUM; $\tau_0^{\text{air}} = 50 \mu\text{s}$ (LP/LUM/SST); RT	78E518

TABLE 4. Quenching of excited chromium complexes—Continued

No.	Quencher	Solvent	Solution Medium	$T/^\circ\text{C}$	$k_q$ /L mol <sup>-1</sup> s <sup>-1</sup>	Comments	Ref.
<b>4.15. Cr(en)<sub>3</sub><sup>3+</sup></b>							
<i>Inorganic Quenchers</i>							
4.15.1.	CoCl <sup>+</sup>	H <sub>2</sub> O	KCl or MgCl <sub>2</sub> ([Cl <sup>-</sup> ] <sub>tot</sub> = 2-5.2 mol/L)		5 × 10 <sup>6</sup>	SS/LUM, LP/LUM/SST; τ <sub>0</sub> <sup>air</sup> = 1.3 μs; ET; nonlinear S-V plots; k <sub>q</sub> eval'd from best fit of k <sub>obs</sub> at various [Co <sup>II</sup> ] <sub>tot</sub> and [Cl <sup>-</sup> ] <sub>tot</sub> ; [Co <sup>II</sup> ] <sub>tot</sub> = 0.1-1.6 mol/L	736183
4.15.2.	CoCl <sub>2</sub>	H <sub>2</sub> O	KCl or MgCl <sub>2</sub> ([Cl <sup>-</sup> ] <sub>tot</sub> = 2-5.2 mol/L)		8 × 10 <sup>7</sup>	SS/LUM, LP/LUM/SST; τ <sub>0</sub> <sup>air</sup> = 1.3 μs; ET; nonlinear S-V plots; k <sub>q</sub> eval'd from k <sub>obs</sub> at various [Co <sup>II</sup> ] <sub>tot</sub> and [Cl <sup>-</sup> ] <sub>tot</sub> ; [Co <sup>II</sup> ] <sub>tot</sub> = 0.1-1.6 mol/L	736183
4.15.3.	CoCl <sub>3</sub> <sup>-</sup>	H <sub>2</sub> O	KCl or MgCl <sub>2</sub> ([Cl <sup>-</sup> ] <sub>tot</sub> = 2-5.2 mol/L)		~2 × 10 <sup>8</sup>	SS/LUM, LP/LUM/SST; τ <sub>0</sub> <sup>air</sup> = 1.3 μs; ET; nonlinear S-V plots; k <sub>q</sub> eval'd from best fit of k <sub>obs</sub> at various [Co <sup>II</sup> ] <sub>tot</sub> and [Cl <sup>-</sup> ] <sub>tot</sub> ; [Co <sup>II</sup> ] <sub>tot</sub> = 0.1-1.6 mol/L	736183
4.15.4.	Co(H <sub>2</sub> O) <sub>6</sub> <sup>2+</sup>	H <sub>2</sub> O	KCl or MgCl <sub>2</sub> ([Cl <sup>-</sup> ] <sub>tot</sub> = 2-5.2 mol/L)		1.5 × 10 <sup>5</sup>	SS/LUM, LP/LUM/SST; τ <sub>0</sub> <sup>air</sup> = 1.3 μs; ET; nonlinear S-V plots; k <sub>q</sub> eval'd from k <sub>obs</sub> at various [Co <sup>II</sup> ] <sub>tot</sub> and [Cl <sup>-</sup> ] <sub>tot</sub> ; [Co <sup>II</sup> ] <sub>tot</sub> = 0.1-1.6 mol/L	736183
<b>4.16. trans-Cr(en)<sub>2</sub>(NCS)<sub>2</sub><sup>+</sup></b>							
<i>Inorganic Quenchers</i>							
4.16.1.	Co(CN) <sub>6</sub> <sup>3-</sup>	H <sub>2</sub> O	pH 3	15	<1 × 10 <sup>5</sup>	SS/LUM; τ <sub>0</sub> <sup>air</sup> = 11 μs (SL/LUM/SST)	776252
4.16.2.	Co(NH <sub>3</sub> ) <sub>5</sub> Cl <sup>2+</sup>	H <sub>2</sub> O	pH 3	15	1.8 × 10 <sup>8</sup>	SS/LUM; τ <sub>0</sub> <sup>air</sup> = 11 μs (SL/LUM/SST); ET	776252
4.16.3.	Cr(CN) <sub>6</sub> <sup>3-</sup>	H <sub>2</sub> O	pH 3	15	2.3 × 10 <sup>9</sup>	SS/LUM; τ <sub>0</sub> <sup>air</sup> = 11 μs (SL/LUM/SST); ET	776252
4.16.4.	I <sup>-</sup>	H <sub>2</sub> O	pH 3	15	<1 × 10 <sup>5</sup>	SS/LUM; τ <sub>0</sub> <sup>air</sup> = 11 μs (SL/LUM/SST)	776252
4.16.5.	Ni(gly) <sub>2</sub>	H <sub>2</sub> O		15	7.5 × 10 <sup>7</sup>	SS/LUM; τ <sub>0</sub> <sup>air</sup> = 11 μs (SL/LUM/SST); ET	776252
4.16.6.	OH <sup>-</sup>	H <sub>2</sub> O	0.05 mol/L Pbuf	15	1.3 × 10 <sup>8</sup>	SS/LUM; τ <sub>0</sub> <sup>air</sup> = 11 μs (SL/LUM/SST); CR	776252

TABLE 4. Quenching of excited chromium complexes—Continued

No.	Quencher	Solvent	Solution Medium	T/°C	$k_q$ /L mol <sup>-1</sup> s <sup>-1</sup>	Comments	Ref.
<b>4.17. <i>trans</i>-Cr(en)<sub>2</sub>(NH<sub>3</sub>)F<sup>2+</sup></b>							
<i>Inorganic Quenchers</i>							
4.17.1.	Cr(CN) <sub>6</sub> <sup>3-</sup>	H <sub>2</sub> O	0.01 mol/L H <sub>2</sub> SO <sub>4</sub>	18	6 × 10 <sup>8</sup>	LP/LUM/SST; τ <sub>0</sub> <sup>und</sup> = 0.23 μs	82F278
<b>4.18. Cr(phen)<sub>3</sub><sup>3+</sup></b>							
<i>Inorganic Quenchers</i>							
4.18.1.	Co(acac) <sub>3</sub>	Acetone		~22	1.7 × 10 <sup>8</sup>	IP/LUM/SST; ET	83E223
4.18.2.	Co(CN) <sub>6</sub> <sup>3-</sup>	H <sub>2</sub> O	1.5 mol/L NaHSO <sub>4</sub>	25	< 2 × 10 <sup>5</sup>	SS/LUM; τ <sub>0</sub> = 90 μs (LP/LUM/SST); ET, RT	83F230
4.18.3.	<i>trans</i> -Co(cyclam)Cl <sub>2</sub> <sup>+</sup>	H <sub>2</sub> O	1 mol/L NaHSO <sub>4</sub>	15	5.4 × 10 <sup>7</sup>	IP/LUM/SST, SS/LUM; τ <sub>0</sub> = 0.40 ms; ET, RT	83F230
4.18.4.	<i>trans</i> -Co(cyclam)(H <sub>2</sub> O) <sub>2</sub> <sup>3+</sup>	H <sub>2</sub> O	1 mol/L NaHSO <sub>4</sub>	15	1.1 × 10 <sup>8</sup>	IP/LUM/SST, SS/LUM; τ <sub>0</sub> = 0.40 ms; ET, RT	83F230
4.18.5.	<i>trans</i> -Co(cyclam)(H <sub>2</sub> O)Br <sup>2+</sup>	H <sub>2</sub> O	1 mol/L NaHSO <sub>4</sub>	15	2.4 × 10 <sup>7</sup>	SS/LUM; τ <sub>0</sub> = 0.40 ms (LP/LUM/SST); ET, RT	83F230
4.18.6.	<i>trans</i> -Co(cyclam)(H <sub>2</sub> O)Cl <sup>2+</sup>	H <sub>2</sub> O	1 mol/L NaHSO <sub>4</sub>	15	2.1 × 10 <sup>7</sup>	IP/LUM/SST, SS/LUM; τ <sub>0</sub> = 0.40 ms; ET, RT	83F230
4.18.7.	<i>trans</i> -Co(cyclam)(H <sub>2</sub> O)(N <sub>3</sub> ) <sup>2+</sup>	H <sub>2</sub> O	1 mol/L NaHSO <sub>4</sub>	15	1.2 × 10 <sup>8</sup>	IP/LUM/SST, SS/LUM; τ <sub>0</sub> = 0.40 ms; ET, RT	83F230
4.18.8.	<i>trans</i> -Co(cyclam)(N <sub>3</sub> ) <sub>2</sub> <sup>+</sup>	H <sub>2</sub> O	1 mol/L NaHSO <sub>4</sub>	15	4.3 × 10 <sup>8</sup>	IP/LUM/SST, SS/LUM; τ <sub>0</sub> = 0.40 ms; ET, RT	83F230
4.18.9.	<i>trans</i> -Co(cyclam)(NCS) <sub>2</sub> <sup>+</sup>	H <sub>2</sub> O	1 mol/L NaHSO <sub>4</sub>	15	1.6 × 10 <sup>8</sup>	IP/LUM/SST, SS/LUM; τ <sub>0</sub> = 0.40 ms; ET, RT	83F230
4.18.10.	<i>trans</i> -Co(cyclam)(NCS)Cl <sup>+</sup>	H <sub>2</sub> O	1 mol/L NaHSO <sub>4</sub>	15	6.2 × 10 <sup>7</sup>	IP/LUM/SST, SS/LUM; τ <sub>0</sub> = 0.40 ms; ET, RT	83F230
4.18.11.	<i>trans</i> -Co(cyclam)(NCS)(N <sub>3</sub> ) <sup>+</sup>	H <sub>2</sub> O	1 mol/L NaHSO <sub>4</sub>	15	3.0 × 10 <sup>8</sup>	IP/LUM/SST, SS/LUM; τ <sub>0</sub> = 0.40 ms; ET, RT	83F230
4.18.12.	<i>trans</i> -Co(cyclam)(N <sub>3</sub> )Cl <sup>+</sup>	H <sub>2</sub> O	1 mol/L NaHSO <sub>4</sub>	15	2.4 × 10 <sup>8</sup>	SS/LUM; τ <sub>0</sub> = 0.40 ms (LP/LUM/SST); ET, RT	83F230
4.18.13.	<i>trans</i> -Co(cyclam)(NO <sub>2</sub> ) <sub>2</sub> <sup>+</sup>	H <sub>2</sub> O	1 mol/L NaHSO <sub>4</sub>	15	5.4 × 10 <sup>7</sup>	IP/LUM/SST, SS/LUM; τ <sub>0</sub> = 0.40 ms; ET, RT	83F230
4.18.14.	Co(DMG) <sub>2</sub> (C <sub>2</sub> H <sub>5</sub> )(H <sub>2</sub> O)	H <sub>2</sub> O	0.01 mol/L HCl	~22	1.7 × 10 <sup>9</sup>	IP/LUM/SST; ET; [Q] ≤ 1.6 × 10 <sup>-4</sup> mol/L	83E223
4.18.15.	Co(NH <sub>3</sub> ) <sub>6</sub> <sup>3+</sup>	H <sub>2</sub> O	1 mol/L HCl	25	3.5 × 10 <sup>6</sup>	SS/LUM (LP/LUM/SST); ET, RT	83F230
4.18.16.	Co(NH <sub>3</sub> ) <sub>5</sub> Br <sup>2+</sup>	H <sub>2</sub> O	1 mol/L NaHSO <sub>4</sub>	15	1.5 × 10 <sup>8</sup>	LP/LUM/SST; ET, RT	83F230
	Co(NH <sub>3</sub> ) <sub>5</sub> Br <sup>2+</sup>	H <sub>2</sub> O	1 mol/L NaHSO <sub>4</sub>	25	1.1 × 10 <sup>8</sup>	FP/ABS/SST; ET, RT	83F230

TABLE 4. Quenching of excited chromium complexes—Continued

No.	Quencher	Solvent	Solution Medium	$T/^\circ\text{C}$	$k_q$ /L mol <sup>-1</sup> s <sup>-1</sup>	Comments	Ref.
<b>4.18. Cr(phen)<sub>3</sub><sup>3+</sup>—Continued</b>							
4.18.17.	Co(NH <sub>3</sub> ) <sub>5</sub> Cl <sup>2+</sup>	H <sub>2</sub> O	1 mol/L HCl	15	$5.3 \times 10^7$	SS/LUM; $\tau_0 = 0.13$ ms (LP/LUM/SST); ET, RT	83F230
	Co(NH <sub>3</sub> ) <sub>5</sub> Cl <sup>2+</sup>	H <sub>2</sub> O	1 mol/L NaHSO <sub>4</sub>	25	$4.1 \times 10^7$	FP/ABS/SST; ET, RT	83F230
4.18.18.	Co(NH <sub>3</sub> ) <sub>5</sub> F <sup>2+</sup>	H <sub>2</sub> O	1.5 mol/L NaHSO <sub>4</sub>	25	$1.6 \times 10^6$	SS/LUM; $\tau_0 = 88$ $\mu\text{s}$ (LP/LUM/SST); ET, RT	83F230
4.18.19.	Co(NH <sub>3</sub> ) <sub>5</sub> (H <sub>2</sub> O) <sup>3+</sup>	H <sub>2</sub> O	1 mol/L HCl	15	$3.5 \times 10^6$	FP/ABS/SST; $\tau_0 = 0.13$ ms; ET, RT	83F230
	Co(NH <sub>3</sub> ) <sub>5</sub> (H <sub>2</sub> O) <sup>3+</sup>	H <sub>2</sub> O	1 mol/L NaHSO <sub>4</sub>	15	$3.5 \times 10^6$	LP/LUM/SST; ET, RT	83F230
	Co(NH <sub>3</sub> ) <sub>5</sub> (H <sub>2</sub> O) <sup>3+</sup>	H <sub>2</sub> O	1 mol/L HCl	25	$4.3 \times 10^6$	FP/ABS/SST; ET, RT	83F230
4.18.20.	Co(NH <sub>3</sub> ) <sub>5</sub> (N <sub>3</sub> ) <sup>2+</sup>	H <sub>2</sub> O	1 mol/L HCl	15	$3.2 \times 10^8$	SS/LUM; $\tau_0 = 0.13$ ms (LP/LUM/SST); ET, RT	83F230
	Co(NH <sub>3</sub> ) <sub>5</sub> (N <sub>3</sub> ) <sup>2+</sup>	H <sub>2</sub> O	1 mol/L NaHSO <sub>4</sub>	15	$2.4 \times 10^8$	LP/LUM/SST; ET, RT	83F230
4.18.21.	Co(NH <sub>3</sub> ) <sub>5</sub> (NCS) <sup>2+</sup>	H <sub>2</sub> O	1 mol/L HCl	15	$3.9 \times 10^8$	SS/LUM; $\tau_0 = 0.13$ ms (LP/LUM/SST); ET, RT	83F230
	Co(NH <sub>3</sub> ) <sub>5</sub> (NCS) <sup>2+</sup>	H <sub>2</sub> O	1 mol/L NaHSO <sub>4</sub>	15	$2.5 \times 10^8$	LP/LUM/SST; ET, RT	83F230
	Co(NH <sub>3</sub> ) <sub>5</sub> (NCS) <sup>2+</sup>	H <sub>2</sub> O	1 mol/L HCl	25	$2.6 \times 10^8$	SS/LUM; $\tau_0 = 0.11$ ms (LP/LUM/SST); ET, RT	83F230
4.18.22.	Co(NH <sub>3</sub> ) <sub>5</sub> (NO <sub>2</sub> ) <sup>2+</sup>	H <sub>2</sub> O	1 mol/L NaHSO <sub>4</sub>	15	$7.1 \times 10^7$	LP/LUM/SST; ET, RT	83F230
4.18.23.	Cr(phen) <sub>3</sub> <sup>3+</sup>	H <sub>2</sub> O	1 mol/L NaCl, BRbuf; pH 10	13.5	$4.0 \times 10^6$	LP/LUM/SST; $\tau_0 = 0.42$ ms; CD; $\tau_0$ extrap'd to [S] = 0	83E317
	Cr(phen) <sub>3</sub> <sup>3+</sup>	H <sub>2</sub> O	1 mol/L NaCl; 0.008 mol/L BRbuf; pH 10.5	15	$1.6 \times 10^7$	LP/LUM/AVE; $\tau_0 = 0.25$ ms; CD; [Q] = [S] $\leq$ 0.003 mol/L	83A192
	Cr(phen) <sub>3</sub> <sup>3+</sup>	H <sub>2</sub> O	1 mol/L HCl	22	$2.3 \times 10^6$	LP/LUM/SST; $\tau_0 = 0.33$ ms; CD; same $k_q$ from same lab in 80E076; [Q] = [S] $\leq$ 0.0012 mol/L; $\tau_0$ extrap'd to [S] = 0	81E458
	Cr(phen) <sub>3</sub> <sup>3+</sup>	H <sub>2</sub> O	1 mol/L HClO <sub>4</sub>	22	$4.7 \times 10^6$	LP/LUM/SST; $\tau_0 = 0.49$ ms; CD; $\tau_0$ extrap'd to [S] = 0	83E317
	Cr(phen) <sub>3</sub> <sup>3+</sup>	H <sub>2</sub> O	1 mol/L H <sub>2</sub> SO <sub>4</sub>	22	$2.1 \times 10^6$	LP/LUM/SST; $\tau_0 = 0.36$ ms; CD; $\tau_0$ extrap'd to [S] = 0	83E317

TABLE 4. Quenching of excited chromium complexes—Continued

No.	Quencher	Solvent	Solution Medium	$T/^\circ\text{C}$	$k_q$ /L mol <sup>-1</sup> s <sup>-1</sup>	Comments	Ref.
4.18.	Cr(phen) <sub>3</sub> <sup>3+</sup> —Continued						
	Cr(phen) <sub>3</sub> <sup>3+</sup>	H <sub>2</sub> O	1 mol/L NaBr	22	$3.3 \times 10^6$	LP/LUM/SST; $\tau_0 = 0.30$ ms; CD; [Q] = [S] $\leq 0.001$ mol/L; $\tau_0$ extrap'd to [S] = 0	83E317
	Cr(phen) <sub>3</sub> <sup>3+</sup>	H <sub>2</sub> O	1 mol/L Na <sub>2</sub> SO <sub>4</sub>	22	$2.9 \times 10^6$	LP/LUM/SST; $\tau_0 = 0.26$ ms; CD; [Q] = [S] $\leq 0.001$ mol/L; $\tau_0$ extrap'd to [S] = 0	83E317
	Cr(phen) <sub>3</sub> <sup>3+</sup>	H <sub>2</sub> O	1 mol/L NaBrO <sub>3</sub>	22	$3.0 \times 10^6$	LP/LUM/SST; $\tau_0 = 0.25$ ms; CD; $\tau_0$ extrap'd to [S] = 0	83E317
	Cr(phen) <sub>3</sub> <sup>3+</sup>	H <sub>2</sub> O	1 mol/L KNO <sub>3</sub>	22	$4.1 \times 10^6$	LP/LUM/SST; $\tau_0 = 0.29$ ms; CD; $\tau_0$ extrap'd to [S] = 0	83E317
	Cr(phen) <sub>3</sub> <sup>3+</sup>	H <sub>2</sub> O	5 mol/L HCl	22	$3.0 \times 10^6$	LP/LUM/SST; $\tau_0 = 0.32$ ms; CD; $\tau_0$ extrap'd to [S] = 0	81E458
	Cr(phen) <sub>3</sub> <sup>3+</sup>	H <sub>2</sub> O	1 mol/L NaCl, BRbuf; pH 9.5	22	$6.1 \times 10^6$	LP/LUM/SST; $\tau_0 = 0.23$ ms; CD; $\tau_0$ extrap'd to [S] = 0	81E458
	Cr(phen) <sub>3</sub> <sup>3+</sup>	H <sub>2</sub> O	1 mol/L NaCl, BRbuf; pH 10	22.0	$5.4 \times 10^6$	LP/LUM/SST; $\tau_0 = 0.25$ ms; $\Delta H^\ddagger = 18$ kJ/mol; $\Delta S^\ddagger = -38$ J/mol·K; CD; $\tau_0$ extrap'd to [S] = 0	83E317
	Cr(phen) <sub>3</sub> <sup>3+</sup>	H <sub>2</sub> O	1 mol/L NaCl, BRbuf; pH 10	29.2	$6.5 \times 10^6$	LP/LUM/SST; $\tau_0 = 0.16$ ms; CD; $\tau_0$ extrap'd to [S] = 0	83E317
	Cr(phen) <sub>3</sub> <sup>3+</sup>	H <sub>2</sub> O	1 mol/L NaCl, BRbuf; pH 10	36.1	$7.5 \times 10^6$	LP/LUM/SST; $\tau_0 = 0.10$ ms; CD; $\tau_0$ extrap'd to [S] = 0	83E317
	Cr(phen) <sub>3</sub> <sup>3+</sup>	H <sub>2</sub> O	1 mol/L NaCl, BRbuf; pH 10	42.1	$8.8 \times 10^6$	LP/LUM/SST; $\tau_0 = 71$ $\mu$ s; CD; $\tau_0$ extrap'd to [S] = 0	83E317
4.18.24.	Cu <sup>II</sup> -azurin	H <sub>2</sub> O	0.027 mol/L Na <sub>2</sub> HPO <sub>4</sub> ; 0.020 mol/L NaH <sub>2</sub> PO <sub>4</sub> ; pH 7; $\mu = 0.1$	25	$1.0 \times 10^8$	LP/LUM/AVE; ET; [Q] $\leq 1 \times 10^{-4}$ mol/L	85A362
4.18.25.	Cu <sup>II</sup> -plastocyanin	H <sub>2</sub> O	0.027 mol/L Na <sub>2</sub> HPO <sub>4</sub> ; 0.020 mol/L NaH <sub>2</sub> PO <sub>4</sub> ; pH 7; $\mu = 0.1$	25	$6.0 \times 10^8$	LP/LUM/AVE; ET; [Q] $\leq 5 \times 10^{-5}$ mol/L	85A362



TABLE 4. Quenching of excited chromium complexes—Continued

No.	Quencher	Solvent	Solution Medium	T/°C	$k_q$ /L mol <sup>-1</sup> s <sup>-1</sup>	Comments	Ref.
4.18.	<b>Cr(phen)<sub>3</sub><sup>3+</sup></b> —Continued						
4.18.26.	Cu <sup>II</sup> -stellacyarin	H <sub>2</sub> O	0.027 mol/L Na <sub>2</sub> HPO <sub>4</sub> ; 0.020 mol/L NaH <sub>2</sub> PO <sub>4</sub> ; pH 7; $\mu = 0.1$	25	$4.9 \times 10^7$	LP/LUM/AVE; ET; [Q] $\leq$ $1.2 \times 10^{-4}$ mol/L	85A362
4.18.27.	Fe <sup>2+</sup>	H <sub>2</sub> O	1 mol/L H <sub>2</sub> SO <sub>4</sub>	25	$1.5 \times 10^7$	SS/LUM; $\tau_0 = 0.33$ ms (LP/LUM/AVE); RT	78F366
	Fe <sup>2+</sup>	H <sub>2</sub> O	1 mol/L HCl	25	$3.2 \times 10^7$	SS/LUM; $\tau_0^{\text{air}} = 71$ $\mu$ s (LP/LUM/AVE); RT	79E270
4.18.28.	Hg <sup>2+</sup>	H <sub>2</sub> O	1 mol/L NaClO <sub>4</sub> ; pH 1	25	$< 1 \times 10^5$	FP/ABS/SST	83F230
4.18.29.	I <sup>-</sup>	H <sub>2</sub> O	1 mol/L NaCl; 0.008 mol/L BRbuf; pH 10.5	15	$2.8 \times 10^9$	SS/LUM; $\tau_0^{\text{air}} = 30$ $\mu$ s (LP/LUM/AVE); RT?; [Q] $\leq 2 \times 10^{-5}$ mol/L; $\tau_0^{\text{air}}$ is a function of [S]; $\tau_0^{\text{air}}$ for [S] = 0.0012 mol/L	83A192
	I <sup>-</sup>	H <sub>2</sub> O	1 mol/L HCl	25	$2.1 \times 10^9$	SS/LUM; $\tau_0^{\text{air}} = 71$ $\mu$ s (LP/LUM/AVE); RT?	79E270
4.18.30.	O <sub>2</sub>	H <sub>2</sub> O	1 mol/L HCl	25	$4.9 \times 10^7$	SS/LUM; $\tau_0 = 0.27$ ms (LP/LUM/AVE); ET; [Q] = (2.5, 12) $\times 10^{-4}$ mol/L	78F366
	O <sub>2</sub>	H <sub>2</sub> O	1 mol/L HCl	25	$2.7 \times 10^7$	SS/LUM; $\tau_0 = 0.27$ ms (FP/ABS/SST); ET; [Q] = (2.5, 12) $\times 10^{-4}$ mol/L; same $k_q$ from same lab in 78A388	79E270
4.18.31.	Os(bpy) <sub>3</sub> <sup>2+</sup>	H <sub>2</sub> O	1 mol/L H <sub>2</sub> SO <sub>4</sub>	25	$1.5 \times 10^9$	SS/LUM; $\tau_0 = 0.33$ ms (LP/LUM/AVE); RT	78F366
4.18.32.	Rh(NH <sub>3</sub> ) <sub>5</sub> Cl <sup>2+</sup>	H <sub>2</sub> O	1.5 mol/L NaHSO <sub>4</sub>	25	$< 2 \times 10^5$	SS/LUM; $\tau_0 = 90$ $\mu$ s (LP/LUM/SST)	83F230
4.18.33.	Ru(opy) <sub>3</sub> <sup>2+</sup>	H <sub>2</sub> O	1 mol/L H <sub>2</sub> SO <sub>4</sub>	25	$8.3 \times 10^5$	SS/LUM; $\tau_0 = 0.33$ ms (LP/LUM/AVE); RT	78F366
4.18.34.	Ru(5-Clphen) <sub>3</sub> <sup>2+</sup>	H <sub>2</sub> O	1 mol/L H <sub>2</sub> SO <sub>4</sub>	25	$8.1 \times 10^5$	SS/LUM; $\tau_0 = 0.33$ ms (LP/LUM/AVE); RT	78F366
4.18.35.	Ru(4,7-Me <sub>2</sub> phea) <sub>3</sub> <sup>2+</sup>	H <sub>2</sub> O	1 mol/L H <sub>2</sub> SO <sub>4</sub>	25	$1.4 \times 10^6$	SS/LUM; $\tau_0 = 0.33$ ms (LP/LUM/AVE); RT	78F366
4.18.36.	Ru(NH <sub>3</sub> ) <sub>6</sub> <sup>3+</sup>	H <sub>2</sub> O	1.5 mol/L NaHSO <sub>4</sub>	25	$< 2 \times 10^5$	SS/LUM; $\tau_0 = 90$ $\mu$ s (LP/LUM/SST)	83F230
4.18.37.	Ru[5-(NO <sub>2</sub> )phea] <sub>3</sub> <sup>2+</sup>	H <sub>2</sub> O	1 mol/L H <sub>2</sub> SO <sub>4</sub>	25	$2.6 \times 10^8$	SS/LUM; $\tau_0 = 0.33$ ms (LP/LUM/AVE); RT	78F366

TABLE 4. Quenching of excited chromium complexes—Continued

No.	Quencher	Solvent	Solution Medium	$T/^\circ\text{C}$	$k_q$ /L mol <sup>-1</sup> s <sup>-1</sup>	Comments	Ref.
4.19.	Cr(5,10,15,20-tetraphenylporphyrin) <sup>+</sup>						
	<i>Organic Quenchers</i>						
4.19.1.	1,4-Benzoquinone	EtOH			$2 \times 10^9$	LP/ABS/SST; OT; $f = < 0.002$	83F182

TABLE 5. Quenching of excited copper complexes

No.	Quencher	Solvent	Solution Medium	T/°C	$k_q$ /L mol <sup>-1</sup> s <sup>-1</sup>	Comments	Ref.
<b>5.1. Cu(MePh<sub>2</sub>P)<sub>2</sub>Cl</b>							
<i>Organic Quenchers</i>							
5.1.1.	Norbornadiene	Benzene	[CuCl] = 0.001 mol/L; MePh <sub>2</sub> P] = 0.003 mol/L		$8 \times 10^7$	SS/QYP; ET; [Q] = 0.1-1 mol/L; see Mech. [6]; other Cu <sub>x</sub> (MePh <sub>2</sub> P) <sub>y</sub> Cl <sub>x</sub> species present	85F395
<b>5.2. Cu(2,9-Me<sub>2</sub>phen)<sub>2</sub><sup>+</sup></b>							
<i>Inorganic Quenchers</i>							
5.2.1.	Co(acac) <sub>3</sub>	CH <sub>2</sub> Cl <sub>2</sub>		25	$1.4 \times 10^9$	SS/LUM; $\tau_0^{\text{und}} = 54$ ns (LP/LUM/SST); OT	80F403
5.2.2.	Cr(acac) <sub>3</sub>	CH <sub>2</sub> Cl <sub>2</sub>		25	$1 \times 10^8$	SS/LUM; $\tau_0^{\text{und}} = 54$ ns (LP/LUM/SST); ET; [Q] ≤ 0.009 mol/L	80F403
<i>Organic Quenchers</i>							
5.2.3.	2-Chlorobenzonitrile	CH <sub>2</sub> Cl <sub>2</sub>		25	$< 1 \times 10^9$	SS/LUM; $\tau_0^{\text{und}} = 54$ ns (LP/LUM/SST); OT	80F403
5.2.4.	1,3-Dinitrobenzene	CH <sub>2</sub> Cl <sub>2</sub>		25	$5.5 \times 10^9$	SS/LUM; $\tau_0^{\text{und}} = 54$ ns (LP/LUM/SST); OT	80F403
5.2.5.	Hexachlorobenzene	CH <sub>2</sub> Cl <sub>2</sub>		25	$< 1 \times 10^9$	SS/LUM; $\tau_0^{\text{und}} = 54$ ns (LP/LUM/SST); OT	80F403
5.2.6.	1-Methoxy-4-nitrobenzene	CH <sub>2</sub> Cl <sub>2</sub>		25	$2.3 \times 10^9$	SS/LUM; $\tau_0^{\text{und}} = 54$ ns (LP/LUM/SST); OT	80F403
5.2.7.	4-Nitroaniline	CH <sub>2</sub> Cl <sub>2</sub>		25	$2.1 \times 10^9$	SS/LUM; $\tau_0^{\text{und}} = 54$ ns (LP/LUM/SST); OT	80F403
5.2.8.	Nitrobenzene	CH <sub>2</sub> Cl <sub>2</sub>		25	$1.8 \times 10^9$	SS/LUM; $\tau_0^{\text{und}} = 54$ ns (LP/LUM/SST); OT; [Q] ≤ 0.007 mol/L	80F403
5.2.9.	4-Nitrotoluene	CH <sub>2</sub> Cl <sub>2</sub>		25	$1.4 \times 10^9$	SS/LUM; $\tau_0^{\text{und}} = 54$ ns (LP/LUM/SST); OT	80F403
5.2.10.	py	1,2-C <sub>2</sub> H <sub>4</sub> Cl <sub>2</sub>			$1 \times 10^9$	SS/LUM	85E277
<b>5.3. Cu(2,9-Ph<sub>2</sub>phen)<sub>2</sub><sup>+</sup></b>							
<i>Inorganic Quenchers</i>							
5.3.1.	Cr(acac) <sub>3</sub>	CH <sub>2</sub> Cl <sub>2</sub>		20	$1.0 \times 10^7$	LP/LUM/AVE; ET	85E063
5.3.2.	cis-Cr(bzac) <sub>3</sub>	CH <sub>2</sub> Cl <sub>2</sub>		20	$1.6 \times 10^7$	LP/LUM/AVE; ET	85E063
5.3.3.	trans-Cr(bzac) <sub>3</sub>	CH <sub>2</sub> Cl <sub>2</sub>		20	$2.8 \times 10^7$	LP/LUM/AVE; ET	85E063
5.3.4.	Cr(dbm) <sub>3</sub>	CH <sub>2</sub> Cl <sub>2</sub>		20	$6.5 \times 10^7$	LP/LUM/AVE; ET	85E063
5.3.5.	Cr(hfac) <sub>3</sub>	CH <sub>2</sub> Cl <sub>2</sub>		20	$7.7 \times 10^9$	LP/LUM/AVE; OT; Q is probably <i>trans</i>	85E063
5.3.6.	Cr(hfac)(tfbzac) <sub>2</sub>	CH <sub>2</sub> Cl <sub>2</sub>		20	$4.7 \times 10^9$	LP/LUM/AVE; OT	85E063

TABLE 5. Quenching of excited copper complexes—Continued

No.	Quencher	Solvent	Solution Medium	T/°C	$k_q$ /L mol <sup>-1</sup> s <sup>-1</sup>	Comments	Ref.
<b>5.3. Cu(2,9-Ph<sub>2</sub>phen)<sub>2</sub><sup>+</sup>—Continued</b>							
5.3.7.	Cr(pdo) <sub>3</sub>	CH <sub>2</sub> Cl <sub>2</sub>		20	$3.9 \times 10^7$	LP/LUM/AVE; ET	85E063
5.3.8.	Cr(tfac) <sub>3</sub>	CH <sub>2</sub> Cl <sub>2</sub>		20	$9.5 \times 10^7$	LP/LUM/AVE; ET, OT; Q is probably <i>trans</i>	85E063
5.3.9.	Cr(tfzac) <sub>3</sub>	CH <sub>2</sub> Cl <sub>2</sub>		20	$1.3 \times 10^9$	LP/LUM/AVE; OT; Q is probably <i>trans</i>	85E063
5.3.10.	Cr(tta) <sub>3</sub>	CH <sub>2</sub> Cl <sub>2</sub>		20	$2.0 \times 10^9$	LP/LUM/AVE; OT; Q is probably <i>trans</i>	85E063
<i>Organic Quenchers</i>							
5.3.11.	Anthracene-9-carboxylate ion	EtOH		40	$1 \times 10^9$	SS/LUM; $\tau_0 = \sim 70$ ns (assumed); ET	84S117
5.3.12.	1-Chloro-4-nitrobenzene	CH <sub>2</sub> Cl <sub>2</sub>		20	$2.9 \times 10^7$	LP/LUM/AVE; OT	85E063
5.3.13.	1,3-Dinitrobenzene	CH <sub>2</sub> Cl <sub>2</sub>		20	$3.2 \times 10^9$	LP/LUM/AVE; OT	85E063
5.3.14.	1,4-Dinitrobenzene	CH <sub>2</sub> Cl <sub>2</sub>		20	$1.1 \times 10^{10}$	LP/LUM/AVE; OT	85E063
5.3.15.	4,4'-Dinitrobiphenyl	CH <sub>2</sub> Cl <sub>2</sub>		20	$2.9 \times 10^8$	LP/LUM/AVE; OT	85E063
5.3.16.	MV <sup>2+</sup>	EtOH		40	$3 \times 10^9$	SS/LUM; $\tau_0 = \sim 70$ ns (assumed); OT	84S117
5.3.17.	Nitrobenzene	CH <sub>2</sub> Cl <sub>2</sub>		20	$2.4 \times 10^9$	LP/LUM/AVE; OT	85E063
<b>5.4. Cu(etiochlorophyllin I)</b>							
<i>Organic Quenchers</i>							
5.4.1.	Perylene	Toluene			$5.5 \times 10^9$	EMI; $\tau_0 = 0.15 \mu\text{s}$ (72E321); ET; [Q] = (5-40) $\times 10^{-4}$ mol/L	74E520
<b>5.5. Cu(mesoporphyrin IX dimethyl ester)</b>							
<i>Inorganic Quenchers</i>							
5.5.1.	O <sub>2</sub>	Toluene			$6.4 \times 10^9$	LP/ABS/SST; $\tau_0 = 0.12 \mu\text{s}$ ; ET; [Q] = 0.0011 mol/L	81E738
<b>5.6. Cu(5,10,15,20-tetraphenylporphyrin)</b>							
<i>Organic Quenchers</i>							
5.6.1.	1,4-Benzoquinone	EtOH			$2 \times 10^9$	LP/ABS/SST; OT; $f =$ < 0.002	83F182

TABLE 6. Quenching of excited dysprosium complexes

No.	Quencher	Solvent	Solution Medium	T/°C	$k_q$ /L mol <sup>-1</sup> s <sup>-1</sup>	Comments	Ref.
<b>6.1. Dy<sup>3+</sup></b>							
<i>Inorganic Quenchers</i>							
6.1.1.	Nd <sup>3+</sup>	H <sub>2</sub> O	pH 5.9; $\mu = 0.6$	22	$9.3 \times 10^4$	LP/LUM/SST; ET	80E879
6.1.2.	O <sub>3</sub>	H <sub>2</sub> SO <sub>4</sub> (98%)		25	$9.9 \times 10^6$	SS/LUM; $\tau_0 = 30 \mu\text{s}$ (LP/LUM/SST); $[Q] \leq 6 \times 10^{-4}$ mol/L	77E799
<i>Organic Quenchers</i>							
6.1.3.	2-Acetylnaphthalene	Acetone		20	$7.6 \times 10^5$	FP/LUM/SST, SS/LUM; $\tau_0 = 14 \mu\text{s}$ ; ET	706153
6.1.4.	9-Fluorenone	Acetone		20	$8.9 \times 10^5$	FP/LUM/SST, SS/LUM; $\tau_0 = 14 \mu\text{s}$ ; ET	706153
<b>6.2. Dy(anthranilato)<sup>2+</sup></b>							
<i>Inorganic Quenchers</i>							
6.2.1.	Nd(H <sub>2</sub> O) <sub>n</sub> <sup>3+</sup>	H <sub>2</sub> O	pH 5.9; $\mu = 0.6$ ; ([Dy]+[Nd])/[L] = 1000	22	$2.1 \times 10^5$	LP/LUM/SST; ET	80E879
<b>6.3. Dy(salicylato)<sup>2+</sup></b>							
<i>Inorganic Quenchers</i>							
6.3.1.	Nd(H <sub>2</sub> O) <sub>n</sub> <sup>3+</sup>	H <sub>2</sub> O	pH 5.9; $\mu = 0.6$ ; ([Dy]+[Nd])/[L] = 1000	22	$6.0 \times 10^6$	LP/LUM/SST; ET	80E879
<b>6.4. Dy(5-sulfosalicylato)<sup>2+</sup></b>							
<i>Inorganic Quenchers</i>							
6.4.1.	Nd(H <sub>2</sub> O) <sub>n</sub> <sup>3+</sup>	H <sub>2</sub> O	pH 5.9; $\mu = 0.6$ ; ([Dy]+[Nd])/[L] = 1000	22	$1.0 \times 10^7$	LP/LUM/SST; ET	80E879

TABLE 7. Quenching of excited europium complexes

No.	Quencher	Solvent	Solution Medium	T/°C	$k_q$ /L mol <sup>-1</sup> s <sup>-1</sup>	Comments	Ref.
<b>7.1. Eu<sup>3+</sup></b>							
<i>Inorganic Quenchers</i>							
7.1.1.	Co(CN) <sub>6</sub> <sup>3-</sup>	H <sub>2</sub> O	1 mol/L KCl		<7 × 10 <sup>6</sup>	LP/LUM/SST	86E832
7.1.2.	Cr(CN) <sub>6</sub> <sup>3-</sup>	H <sub>2</sub> O	1 mol/L KCl		1.0 × 10 <sup>8</sup>	LP/LUM/SST; ET	86E832
7.1.3.	Fe(CN) <sub>6</sub> <sup>4-</sup>	H <sub>2</sub> O	1 mol/L KCl		6.0 × 10 <sup>8</sup>	LP/LUM/SST; RT	86E832
7.1.4.	Nd <sup>3+</sup>	Acetone		20	1.3 × 10 <sup>5</sup>	FP/LUM/SST, SS/LUM; τ <sub>0</sub> = 0.39 ms; ET; same k <sub>q</sub> from same lab in 68E121	69E237
7.1.5.	Pr <sup>3+</sup>	Acetone		20	3.3 × 10 <sup>4</sup>	FP/LUM/SST, SS/LUM; τ <sub>0</sub> = 0.39 ms; ET; same k <sub>q</sub> from same lab in 68E121	69E237
7.1.6.	Ru(CN) <sub>6</sub> <sup>4-</sup>	H <sub>2</sub> O	1 mol/L KCl		3.0 × 10 <sup>8</sup>	LP/LUM/SST; RT	86E832
<i>Organic Quenchers</i>							
7.1.7.	1-Acetylanthracene	Acetone		20	4.7 × 10 <sup>9</sup>	FP/LUM/SST; τ <sub>0</sub> = 0.35 ms; ET	706153
7.1.8.	Acridine	Acetone		20	1.2 × 10 <sup>9</sup>	FP/LUM/SST; τ <sub>0</sub> = 0.35 ms; ET; [Q] = 0.008 mol/L	706153
7.1.9.	1-Aminonaphthalene	Acetone		20	4.4 × 10 <sup>5</sup>	FP/LUM/SST; τ <sub>0</sub> = 0.35 ms; RT; some SQ?	706153
7.1.10.	Aniline	Acetone		20	5.0 × 10 <sup>4</sup>	FP/LUM/SST; τ <sub>0</sub> = 0.35 ms; RT; [Q] = 0.3 mol/L; some SQ?	706153
7.1.11.	Anthracene	Acetone		20	1 × 10 <sup>5</sup>	FP/LUM/SST; τ <sub>0</sub> = 0.35 ms; ET	706153
7.1.12.	3-Chloroaniline	Acetone		20	1.1 × 10 <sup>4</sup>	FP/LUM/SST; τ <sub>0</sub> = 0.35 ms	706153
7.1.13.	N,N-Dimethylaniline	Acetone		20	5.3 × 10 <sup>5</sup>	FP/LUM/SST; τ <sub>0</sub> = 0.35 ms; RT; some SQ?	706153
7.1.14.	Diphenylamine	Acetone		20	4.2 × 10 <sup>5</sup>	FP/LUM/SST; τ <sub>0</sub> = 0.35 ms; RT; some SQ?	706153
7.1.15.	9,10-Diphenylanthracene cation radical	H <sub>2</sub> SO <sub>4</sub> (95%)/DMF (5/1)		20	7.2 × 10 <sup>7</sup>	FP/LUM/SST; τ <sub>0</sub> = 1.2 ms; ET	73E368
7.1.16.	Diphenylmethylamine	Acetone		20	1.7 × 10 <sup>5</sup>	FP/LUM/SST; τ <sub>0</sub> = 0.35 ms; RT; some SQ?	706153
7.1.17.	Naphthacene cation radical	H <sub>2</sub> SO <sub>4</sub> (95%)		20	2.9 × 10 <sup>7</sup>	FP/LUM/SST; τ <sub>0</sub> = 1.2 ms; ET	73E368
7.1.18.	Naphthacene, protonated	H <sub>2</sub> SO <sub>4</sub> (95%)		20	3.7 × 10 <sup>7</sup>	FP/LUM/SST; τ <sub>0</sub> = 1.2 ms; ET	73E368

TABLE 7. Quenching of excited europium complexes—Continued

No.	Quencher	Solvent	Solution Medium	$T/^\circ\text{C}$	$k_q$ /L mol <sup>-1</sup> s <sup>-1</sup>	Comments	Ref.
<b>7.1. Eu<sup>3+</sup>—Continued</b>							
7.1.19.	Perylene cation radical	H <sub>2</sub> SO <sub>4</sub> (95%)		20	$5.7 \times 10^7$	FP/LUM/SST; $\tau_0 = 1.2$ ms; ET	73E368
7.1.20.	Triphenylamine	Acetone		20	$8.1 \times 10^4$	FP/LUM/SST; $\tau_0 = 0.35$ ms; RT; some SQ?	706153
<b>7.2. Eu(acetylacetonato)<sub>3</sub></b>							
<i>Organic Quenchers</i>							
7.2.1.	1-Aminonaphthalene	Acetone		27	$5.8 \times 10^4$	FP/LUM/SST; $\tau_0 = 0.16$ ms; RT	746333
7.2.2.	Anthracene	Acetone		27	$5.9 \times 10^6$	FP/LUM/SST; $\tau_0 = 0.16$ ms; ET; [Q] $\leq 0.0028$ mol/L; larger $K_{SV}$ with SS/LUM	746333
<b>7.3. Eu(crypt)<sup>3+</sup></b>							
<i>Inorganic Quenchers</i>							
7.3.1.	Co(CN) <sub>6</sub> <sup>3-</sup>	H <sub>2</sub> O	1 mol/L KCl		$< 4 \times 10^5$	LP/LUM/SST	86E832
7.3.2.	Cr(CN) <sub>6</sub> <sup>3-</sup>	H <sub>2</sub> O	1 mol/L KCl		$\sim 2 \times 10^6$	LP/LUM/SST; ET	86E832
7.3.3.	Fe(CN) <sub>6</sub> <sup>4-</sup>	H <sub>2</sub> O	1 mol/L KCl		$5.0 \times 10^8$	LP/LUM/SST; RT; $k_q = 7.5 \times 10^8$ L mol <sup>-1</sup> s <sup>-1</sup> at 22 °C and with SS/LUM and $\tau_0^{\text{air}} = 0.22$ ms from same lab in 84F176; ion-pairing at high [S] and [Q]	86E832
7.3.4.	Os(CN) <sub>6</sub> <sup>4-</sup>	H <sub>2</sub> O	1 mol/L KCl	22	$7.8 \times 10^8$	SS/LUM; $\tau_0^{\text{air}} = 0.22$ ms (LP/LUM/AVE); RT; ion-pairing at high [S] and [Q]	84F176
7.3.5.	Ru(CN) <sub>6</sub> <sup>4-</sup>	H <sub>2</sub> O	1 mol/L KCl		$2.0 \times 10^8$	LP/LUM/SST; RT; $k_q = 2.2 \times 10^8$ L mol <sup>-1</sup> s <sup>-1</sup> at 22 °C and with SS/LUM and $\tau_0^{\text{air}} = 0.22$ ms from same lab in 84F176; ion-pairing at high [S] and [Q]	86E832
<b>7.4. Eu(1,3-diphenyl-1,3-propanedionato)<sub>4</sub><sup>-</sup></b>							
<i>Organic Quenchers</i>							
7.4.1.	1-Aminonaphthalene	Acetone		27	$1.2 \times 10^5$	FP/LUM/SST, SS/LUM; $\tau_0 = 0.11$ ms; RT; [Q] $\leq 0.009$ mol/L; S may be present as tris complex	746333
7.4.2.	Anthracene	Acetone		27	$1.8 \times 10^6$	FP/LUM/SST; $\tau_0 = 0.11$ ms; ET; S may be present as tris complex	746333

TABLE 7. Quenching of excited europium complexes—Continued

No.	Quencher	Solvent	Solution Medium	T/°C	$k_q$ /L mol <sup>-1</sup> s <sup>-1</sup>	Comments	Ref.
<b>7.5. Eu(phen)<sub>3</sub><sup>3+</sup></b>							
<i>Organic Quenchers</i>							
7.5.1.	Anthracene	Acetone		20	$2 \times 10^6$	FP/LUM/SST, SS/LUM; ET	706153
7.5.2.	Fluorene	Acetone		20	$1 \times 10^3$	FP/LUM/SST, SS/LUM; ET	706153
7.5.3.	Naphthalene	Acetone		20	$1 \times 10^3$	FP/LUM/SST, SS/LUM; ET	706153
7.5.4.	Triphenylamine	AN	0.01 mol/L TBAP		$3.7 \times 10^7$	SS/LUM; $\tau_0 \approx 0.74$ ms (FP/LUM/SST); RT	767009
<b>7.6. Eu(phen)(1-thienyl-4,4,4-trifluoro-1,3-butanedionato)<sub>3</sub></b>							
<i>Organic Quenchers</i>							
7.6.1.	Anthracene	AN		20	$1.5 \times 10^7$	FP/LUM/SST, SS/LUM; ET	706153
	Anthracene	Toluene		20	$6.8 \times 10^6$	FP/LUM/SST; ET; also EQ	706153
7.6.2.	N,N-Dimethylaniline	Acetone		20	$9.0 \times 10^3$	FP/LUM/SST, SS/LUM; RT	706153
7.6.3.	Diphenylamine	Acetone		20	$4.0 \times 10^3$	FP/LUM/SST, SS/LUM; RT	706153
<b>7.7. Eu(1-phenyl-1,3-butanedionato)<sub>4</sub><sup>-</sup></b>							
<i>Organic Quenchers</i>							
7.7.1.	1-Acetylanthracene	Acetone		20	$8.0 \times 10^5$	FP/LUM/SST, SS/LUM; ET; S may be present as <i>tris</i> complex	706153
7.7.2.	Anthracene	Toluene		20	$8.8 \times 10^5$	FP/LUM/SST, SS/LUM; ET; S may be present as <i>tris</i> complex	706153
7.7.3.	N,N-Dimethylaniline	Acetone		20	$1 \times 10^3$	FP/LUM/SST, SS/LUM; RT; S may be present as <i>tris</i> complex	706153
<b>7.8. Eu(1-phenyl-4,4,4-trifluoro-1,3-butanedionato)<sub>4</sub><sup>-</sup></b>							
<i>Organic Quenchers</i>							
7.8.1.	Anthracene	Toluene		20	$2.3 \times 10^6$	FP/LUM/SST, SS/LUM; ET; S may be present as <i>tris</i> complex	706153
<b>7.9. Eu(1-thienyl-4,4,4-trifluoro-1,3-butanedionato)<sub>4</sub><sup>-</sup></b>							
<i>Organic Quenchers</i>							
7.9.1.	Anthracene	AN		20	$2.5 \times 10^6$	FP/LUM/SST, SS/LUM; ET; S may be present as <i>tris</i> complex	706153



TABLE 7. Quenching of excited europium complexes—Continued

No.	Quencher	Solvent	Solution Medium	$T/^\circ\text{C}$	$k_q$ /L mol <sup>-1</sup> s <sup>-1</sup>	Comments	Ref.
7.9.	<b>Eu(1-thienyl-4,4,4-trifluoro-1,3-butanedionato)<sub>4</sub><sup>-</sup></b> —Continued Anthracene	Toluene		20	$3.3 \times 10^6$	FP/LUM/SST, SS/LUM; ET; S may be present as <i>tris</i> complex	706153

TABLE 8. Quenching of excited indium complexes

No.	Quencher	Solvent	Solutor. Medium	T/°C	$k_q$ /L mol <sup>-1</sup> s <sup>-1</sup>	Comments	Ref.
<b>8.1. In(phthalocyanine)Cl</b>							
<i>Inorganic Quenchers</i>							
8.1.1.	Co(bpy) <sub>3</sub> <sup>3+</sup>	DMA/H <sub>2</sub> O (2.3/1)		~15	2.2 × 10 <sup>8</sup>	LP/ABS/AVE; OT; f = 0.55; [Q] < 2 × 10 <sup>-4</sup> mol/L	84A122
8.1.2.	Co(phen) <sub>3</sub> <sup>3+</sup>	DMA/H <sub>2</sub> O (2.3/1)		~15	3.2 × 10 <sup>8</sup>	LP/ABS/AVE; OT; f = 0.62; [Q] < 2 × 10 <sup>-4</sup> mol/L	84A122
8.1.3.	Co(terpy) <sub>2</sub> <sup>3+</sup>	DMA/H <sub>2</sub> O (2.3/1)		~15	5.4 × 10 <sup>8</sup>	LP/ABS/AVE; OT; f = 0.15; [Q] < 2 × 10 <sup>-4</sup> mol/L	84A122
<b>8.2. In(5,10,15,20-tetraphenylporphyrin)<sup>+</sup></b>							
<i>Organic Quenchers</i>							
8.2.1.	MV <sup>2+</sup>	MeOH			3 × 10 <sup>7</sup> (calc)	LP/ABS/SST; τ <sub>0</sub> = 56 μs; EX, OT?; [Q] ≤ 0.02 mol/L; nonlinear S-V plot, see Mech. [1]	85A013
<b>8.3. In(5,10,15,20-tetraphenylporphyrin)(C<sub>2</sub>H<sub>5</sub>)</b>							
<i>Inorganic Quenchers</i>							
8.3.1.	Fe(C <sub>5</sub> H <sub>5</sub> ) <sub>2</sub>	Benzene			2.1 × 10 <sup>9</sup> (calc)	LP/ABS/SST; τ <sub>0</sub> = 70 μs; ET; [Q] ≤ 2.2 × 10 <sup>-5</sup> mol/L	86F247
<i>Organic Quenchers</i>							
8.3.2.	2,4,7-Trinitro-9-fluorenone	Benzene			3.1 × 10 <sup>8</sup> (calc)	LP/ABS/SST; τ <sub>0</sub> = 70 μs; [Q] ≤ 4 × 10 <sup>-5</sup> mol/L	86F247
<b>8.4. In(5,10,15,20-tetraphenylporphyrin)(OH)</b>							
<i>Organic Quenchers</i>							
8.4.1.	1,4-Benzoquinone	(C <sub>2</sub> H <sub>5</sub> ) <sub>2</sub> O			1.2 × 10 <sup>9</sup>	FP/ABS/SST	81F368
	1,4-Benzoquinone	1,3-Xylene			4.6 × 10 <sup>8</sup>	FP/ABS/SST	81F368
	1,4-Benzoquinone	1,4-Xylene			6.1 × 10 <sup>7</sup>	FP/ABS/SST	81F368
	1,4-Benzoquinone	3-Chloro-toluene			1.2 × 10 <sup>9</sup>	FP/ABS/SST	81F368
	1,4-Benzoquinone	Benzene			5.3 × 10 <sup>8</sup>	FP/ABS/SST	81F368
	1,4-Benzoquinone	CH <sub>2</sub> Cl <sub>2</sub>			5.8 × 10 <sup>8</sup>	FP/ABS/SST	81F368
	1,4-Benzoquinone	Chlorobenzene			7.7 × 10 <sup>8</sup>	FP/ABS/SST	81F368
	1,4-Benzoquinone	Cumene			6.5 × 10 <sup>8</sup>	FP/ABS/SST	81F368
	1,4-Benzoquinone	Dodecane			1.6 × 10 <sup>8</sup>	FP/ABS/SST	81F368
	1,4-Benzoquinone	Ethyl acetate			6.3 × 10 <sup>8</sup>	FP/ABS/SST	81F368

TABLE 8. Quenching of excited indium complexes—Continued

No.	Quencher	Solvent	Solution Medium	$T/^\circ\text{C}$	$k_q$ /L mol <sup>-1</sup> s <sup>-1</sup>	Comments	Ref.
<b>8.4. In(5,10,15,20-tetraphenylporphyrin)(OH)—Continued</b>							
	1,4-Benzoquinone	Ethylbenzene			$6.9 \times 10^6$	FP/ABS/SST	81F368
	1,4-Benzoquinone	Fluorobenzene			$8.0 \times 10^6$	FP/ABS/SST	81F368
	1,4-Benzoquinone	Heptane			$1.6 \times 10^6$	FP/ABS/SST	81F368
	1,4-Benzoquinone	Hexane			$1.5 \times 10^6$	FP/ABS/SST	81F368
	1,4-Benzoquinone	Isoamyl acetate			$5.2 \times 10^6$	FP/ABS/SST	81F368
	1,4-Benzoquinone	Mesitylene			$2.7 \times 10^6$	FP/ABS/SST	81F368
	1,4-Benzoquinone	Methyl ethyl ketone			$9.1 \times 10^6$	FP/ABS/SST	81F368
	1,4-Benzoquinone	Nonane			$1.9 \times 10^6$	FP/ABS/SST	81F368
	1,4-Benzoquinone	Octane			$1.5 \times 10^6$	FP/ABS/SST	81F368
	1,4-Benzoquinone	Propyl acetate			$6.3 \times 10^6$	FP/ABS/SST	81F368
	1,4-Benzoquinone	Tetradecane			$1.6 \times 10^6$	FP/ABS/SST	81F368
	1,4-Benzoquinone	Toluene			$4.4 \times 10^6$	FP/ABS/SST	81F368
	1,4-Benzoquinone	Tridecane			$1.6 \times 10^6$	FP/ABS/SST	81F368
	1,4-Benzoquinone	Undecane			$1.6 \times 10^6$	FP/ABS/SST	81F368
	1,4-Benzoquinone	<i>t</i> -Butylbenzene			$1.2 \times 10^6$	FP/ABS/SST	81F368
	1,4-Benzoquinone	py			$3 \times 10^7$	FP/ABS/SST	81F368
8.4.2.	1,4-Naphthoquinone	1,2-Xylene			$5.9 \times 10^5$	FP/ABS/SST	81F368
	1,4-Naphthoquinone	1,3-Xylene			$6.6 \times 10^5$	FP/ABS/SST	81F368
	1,4-Naphthoquinone	1,4-Xylene			$5.6 \times 10^5$	FP/ABS/SST	81F368
	1,4-Naphthoquinone	Benzene			$1.9 \times 10^6$	FP/ABS/SST	81F368
	1,4-Naphthoquinone	Decane			$5.1 \times 10^6$	FP/ABS/SST	81F368
	1,4-Naphthoquinone	Ethylbenzene			$1.2 \times 10^6$	FP/ABS/SST	81F368
	1,4-Naphthoquinone	Hexane			$6.7 \times 10^6$	FP/ABS/SST	81F368
	1,4-Naphthoquinone	Mesitylene			$4.1 \times 10^5$	FP/ABS/SST	81F368
	1,4-Naphthoquinone	Tetradecane			$4.1 \times 10^6$	FP/ABS/SST	81F368
	1,4-Naphthoquinone	Toluene			$8.9 \times 10^5$	FP/ABS/SST	81F368
	1,4-Naphthoquinone	<i>t</i> -Butylbenzene			$1.2 \times 10^6$	FP/ABS/SST	81F368

TABLE 8. Quenching of excited indium complexes—Continued

No.	Quencher	Solvent	Solution Medium	$T/^{\circ}\text{C}$	$k_q$ /L mol <sup>-1</sup> s <sup>-1</sup>	Comments	Ref.
8.5.	In(5,10,15,20-tetraphenylporphyrin)(TEOA) <sub>2</sub> <sup>+</sup>						
	<i>Organic Quenchers</i>						
8.5.1.	MV <sup>2-</sup>	MeOH	0.5 mol/L TEOA		$3.4 \times 10^8$	LP/ABS/SST; $\tau_0 = 48 \mu\text{s}$ ; OT; $[\text{Q}] \leq 0.006 \text{ mol/L}$	85A013

TABLE 9. Quenching of excited iridium complexes

No.	Quencher	Solvent	Solution Medium	$T/^\circ\text{C}$	$k_q$ /L mol <sup>-1</sup> s <sup>-1</sup>	Comments	Ref.
<b>9.1. <i>cis</i>-Ir(5,6-Me<sub>2</sub>Phen)<sub>2</sub>Cl<sub>2</sub><sup>+</sup></b>							
<i>Organic Quenchers</i>							
9.1.1.	Aniline	AN	0.1 mol/L TEAP	~22	$7.7 \times 10^9$	SS/LUM; $\tau_0^{\text{air}} = 0.49 \mu\text{s}$ (SL/LUM/3PC); RT	78E518
9.1.2.	4,4'-Bis( <i>N,N</i> - dimethylamino)biphenyl	AN	0.1 mol/L TEAP	~22	$8.1 \times 10^9$	SS/LUM; $\tau_0^{\text{air}} = 0.49 \mu\text{s}$ (SL/LUM/3PC); RT	78E518
9.1.3.	1,4-Bis( <i>N</i> -phenylamino)benzene	AN	0.1 mol/L TEAP	~22	$9.4 \times 10^9$	SS/LUM; $\tau_0^{\text{air}} = 0.49 \mu\text{s}$ (SL/LUM/3PC); RT	78E518
9.1.4.	<i>tert</i> -Butylamine	AN	0.1 mol/L TEAP	~22	$2.0 \times 10^6$	SS/LUM; $\tau_0^{\text{air}} = 0.49 \mu\text{s}$ (SL/LUM/3PC); RT	78E518
9.1.5.	4,4'-Diaminobiphenyl	AN	0.1 mol/L TEAP	~22	$9.1 \times 10^9$	SS/LUM; $\tau_0^{\text{air}} = 0.49 \mu\text{s}$ (SL/LUM/3PC); RT	78E518
9.1.6.	Dibenzylamine	AN	0.1 mol/L TEAP	~22	$4.6 \times 10^7$	SS/LUM; $\tau_0^{\text{air}} = 0.49 \mu\text{s}$ (SL/LUM/3PC); RT	78E518
9.1.7.	Dibutylamine	AN	0.1 mol/L TEAP	~22	$7.0 \times 10^8$	SS/LUM; $\tau_0^{\text{air}} = 0.49 \mu\text{s}$ (SL/LUM/3PC); RT	78E518
9.1.8.	Dicyclohexylamine	AN	0.1 mol/L TEAP	~22	$8.9 \times 10^8$	SS/LUM; $\tau_0^{\text{air}} = 0.49 \mu\text{s}$ (SL/LUM/3PC); RT	78E518
9.1.9.	Diethylamine	AN	0.1 mol/L TEAP	~22	$4.1 \times 10^8$	SS/LUM; $\tau_0^{\text{air}} = 0.49 \mu\text{s}$ (SL/LUM/3PC); RT	78E518
9.1.10.	<i>N,N</i> -Diethylaniline	AN	0.1 mol/L TEAP	~22	$9.1 \times 10^9$	SS/LUM; $\tau_0^{\text{air}} = 0.49 \mu\text{s}$ (SL/LUM/3PC); RT	78E518
9.1.11.	1,2-Dimethoxybenzene	AN	0.1 mol/L TEAP	~22	$4.8 \times 10^7$	SS/LUM; $\tau_0^{\text{air}} = 0.49 \mu\text{s}$ (SL/LUM/3PC); RT	78E518
9.1.12.	1,4-Dimethoxybenzene	AN	0.1 mol/L TEAP	~22	$2.4 \times 10^9$	SS/LUM; $\tau_0^{\text{air}} = 0.49 \mu\text{s}$ (SL/LUM/3PC); RT	78E518
9.1.13.	<i>N,N</i> -Dimethylaniline	AN	0.1 mol/L TEAP	~22	$1.0 \times 10^{10}$	SS/LUM; $\tau_0^{\text{air}} = 0.49 \mu\text{s}$ (SL/LUM/3PC); RT	78E518
9.1.14.	<i>N,N</i> -Dimethylbenzylamine	AN	0.1 mol/L TEAP	~22	$4.1 \times 10^8$	SS/LUM; $\tau_0^{\text{air}} = 0.49 \mu\text{s}$ (SL/LUM/3PC); RT	78E518
9.1.15.	Diphenylamine	AN	0.1 mol/L TEAP	~22	$6.8 \times 10^9$	SS/LUM; $\tau_0^{\text{air}} = 0.49 \mu\text{s}$ (SL/LUM/3PC); RT	78E518
9.1.16.	Dipropylamine	AN	0.1 mol/L TEAP	~22	$6.4 \times 10^8$	SS/LUM; $\tau_0^{\text{air}} = 0.49 \mu\text{s}$ (SL/LUM/3PC); RT	78E518
9.1.17.	<i>N</i> -Methylaniline	AN	0.1 mol/L TEAP	~22	$5.8 \times 10^9$	SS/LUM; $\tau_0^{\text{air}} = 0.49 \mu\text{s}$ (SL/LUM/3PC); RT	78E518
9.1.18.	Tributylamine	AN	0.1 mol/L TEAP	~22	$2.3 \times 10^9$	SS/LUM; $\tau_0^{\text{air}} = 0.49 \mu\text{s}$ (SL/LUM/3PC); RT	78E518
9.1.19.	Triethylamine	AN	0.1 mol/L TEAP	~22	$1.4 \times 10^9$	SS/LUM; $\tau_0^{\text{air}} = 0.49 \mu\text{s}$ (SL/LUM/3PC); RT	78E518

TABLE 9. Quenching of excited iridium complexes—Continued

No.	Quencher	Solvent	Solution Medium	T/°C	$k_q$ /L mol <sup>-1</sup> s <sup>-1</sup>	Comments	Ref.
<b>9.1. cis-Ir(5,6-Me<sub>2</sub>phen)<sub>2</sub>Cl<sub>2</sub><sup>+</sup>—Continued</b>							
9.1.20.	1,2,3-Trimethoxybenzene	AN	0.1 mol/L TEAP	~22	$6.4 \times 10^7$	SS/LUM; $\tau_0^{\text{air}} = 0.49 \mu\text{s}$ (SL/LUM/SPC); RT	78E518
9.1.21.	1,2,4-Trimethoxybenzene	AN	0.1 mol/L TEAP	~22	$5.5 \times 10^9$	SS/LUM; $\tau_0^{\text{air}} = 0.49 \mu\text{s}$ (SL/LUM/SPC); RT	78E518
9.1.22.	Triptenylamine	AN	0.1 mol/L TEAP	~22	$6.5 \times 10^9$	SS/LUM; $\tau_0^{\text{air}} = 0.49 \mu\text{s}$ (SL/LUM/SPC); RT	78E518
<b>9.2. Ir(bpy)<sub>2</sub>(C<sup>3</sup>,N'-Hbpy)<sup>3+</sup></b>							
<i>Inorganic Quenchers</i>							
9.2.1.	Br <sup>-</sup>	H <sub>2</sub> O	pH 1.5		$2.4 \times 10^7$	LP/LUM/AVE; $\tau_0 = 0.70 \mu\text{s}$ ; EX; [Q] = 0.003-0.25 mol/L	85F140
9.2.2.	Co <sup>2+</sup>	H <sub>2</sub> O	0.5 mol/L HClO <sub>4</sub>	~23	$6.1 \times 10^6$	SS/LUM, LP/LUM/SST. $\tau_0$ = 12 $\mu\text{s}$ ; RT, ET?; [Q] $\leq$ 0.012 mol/L; pK <sub>a</sub> * = 3.5; S designated as Ir(bpy) <sub>2</sub> (-bpy)(H <sub>2</sub> O) <sup>3+</sup>	79F173
9.2.3.	Co(NH <sub>3</sub> ) <sub>5</sub> F <sup>2+</sup>	H <sub>2</sub> O	pH 1.4; $\mu = 0.1$	~20	$1.8 \times 10^7$	SS/LUM; $\tau_0 = 13 \mu\text{s}$ (LP/LUM/SST); OT	86A057
9.2.4.	Eu <sup>2+</sup>	H <sub>2</sub> O	0.5 mol/L HNO <sub>3</sub>	~23	$\sim 2 \times 10^8$	SS/LUM, LP/LUM/SST. $\tau_0$ = 12 $\mu\text{s}$ ; RT?; pK <sub>a</sub> * = 3.5; S designated as Ir(bpy) <sub>2</sub> (-bpy)(H <sub>2</sub> O) <sup>3+</sup>	79F173
9.2.5.	Fe <sup>3+</sup>	H <sub>2</sub> O	pH 0.6 (HClO <sub>4</sub> )	~20	$1.7 \times 10^7$	SS/LUM and LP/LUM/SST; CR	86A057
	Fe <sup>3+</sup>	H <sub>2</sub> O	0.5 mol/L HClO <sub>4</sub>	~23	$3.7 \times 10^7$	SS/LUM, LP/LUM/SST. $\tau_0$ = 12 $\mu\text{s}$ ; OT, ET?; [Q] $\leq$ 0.002 mol/L; pK <sub>a</sub> * = 3.5; S designated as Ir(bpy) <sub>2</sub> (-bpy)(H <sub>2</sub> O) <sup>3+</sup>	79F173
9.2.6.	Ni <sup>2+</sup>	H <sub>2</sub> O	0.5 mol/L HClO <sub>4</sub>	~23	$2.8 \times 10^6$	SS/LUM, LP/LUM/SST. $\tau_0$ = 12 $\mu\text{s}$ ; RT, ET?; [Q] $\leq$ 0.024 mol/L; pK <sub>a</sub> * = 3.5; S designated as Ir(bpy) <sub>2</sub> (-bpy)(H <sub>2</sub> O) <sup>3+</sup>	79F173
9.2.7.	O <sub>2</sub>	MeOH			$3.4 \times 10^8$	SS/LUM; $\tau_0 = 2.4 \mu\text{s}$ (75F657); ET; S designated as Ir(bpy) <sub>3</sub> <sup>3+</sup>	777221
9.2.8.	Pt(CN) <sub>4</sub> <sup>2-</sup>	H <sub>2</sub> O	$\mu = 0.01$ (HClO <sub>4</sub> or H <sub>2</sub> SO <sub>4</sub> )		$2 \times 10^9$	EMI; RT; S designated as Ir(bpy) <sub>3</sub> <sup>3+</sup>	85A469

TABLE 9. Quenching of excited iridium complexes—Continued

No.	Quencher	Solvent	Solution Medium	$T/^\circ\text{C}$	$k_q$ /L mol <sup>-1</sup> s <sup>-1</sup>	Comments	Ref.
<b>9.2. Ir(bpy)<sub>2</sub>(C<sup>3</sup>,N'-Hbpy)<sup>3+</sup>—Continued</b>							
9.2.9.	Pt(C <sub>2</sub> O <sub>4</sub> ) <sub>2</sub> <sup>2-</sup>	H <sub>2</sub> O	$\mu = 0.01$ (HClO <sub>4</sub> or H <sub>2</sub> SO <sub>4</sub> )		$1 \times 10^9$	EMI; RT; S designated as Ir(bpy) <sub>3</sub> <sup>3+</sup>	85A469
9.2.10.	Pt(en) <sub>2</sub> <sup>2+</sup>	H <sub>2</sub> O	$\mu = 0.01$ (HClO <sub>4</sub> or H <sub>2</sub> SO <sub>4</sub> )		$6 \times 10^7$	EMI; RT; S designated as Ir(bpy) <sub>3</sub> <sup>3+</sup>	85A469
9.2.11.	Pt(NH <sub>3</sub> ) <sub>4</sub> <sup>2+</sup>	H <sub>2</sub> O	$\mu = 0.01$ (HClO <sub>4</sub> or H <sub>2</sub> SO <sub>4</sub> )		$5 \times 10^7$	EMI; RT; S designated as Ir(bpy) <sub>3</sub> <sup>3+</sup>	85A469
9.2.12.	Pt(NH <sub>3</sub> ) <sub>4</sub> Br <sub>2</sub> <sup>2+</sup>	H <sub>2</sub> O	$\mu = 0.01$ (HClO <sub>4</sub> or H <sub>2</sub> SO <sub>4</sub> )		$2 \times 10^8$	EMI; OT; S designated as Ir(bpy) <sub>3</sub> <sup>3+</sup>	85A469
9.2.13.	Pt(NH <sub>3</sub> ) <sub>5</sub> Br <sup>3+</sup>	H <sub>2</sub> O	$\mu = 0.01$ (HClO <sub>4</sub> or H <sub>2</sub> SO <sub>4</sub> )		$4 \times 10^7$	EMI; OT; S designated as Ir(bpy) <sub>3</sub> <sup>3+</sup>	85A469
9.2.14.	Pt(NH <sub>3</sub> ) <sub>4</sub> Cl <sub>2</sub> <sup>2+</sup>	H <sub>2</sub> O	$\mu = 0.01$ (HClO <sub>4</sub> or H <sub>2</sub> SO <sub>4</sub> )		$1 \times 10^8$	EMI; OT; S designated as Ir(bpy) <sub>3</sub> <sup>3+</sup>	85A469
9.2.15.	Pt(NH <sub>3</sub> ) <sub>5</sub> Cl <sup>3+</sup>	H <sub>2</sub> O	$\mu = 0.01$ (HClO <sub>4</sub> or H <sub>2</sub> SO <sub>4</sub> )		$1 \times 10^7$	EMI; OT; S designated as Ir(bpy) <sub>3</sub> <sup>3+</sup>	85A469
9.2.16.	Pt(NO <sub>2</sub> ) <sub>4</sub> <sup>2-</sup>	H <sub>2</sub> O	$\mu = 0.01$ (HClO <sub>4</sub> or H <sub>2</sub> SO <sub>4</sub> )		$2 \times 10^9$	EMI; RT; S designated as Ir(bpy) <sub>3</sub> <sup>3+</sup>	85A469
9.2.17.	S <sub>2</sub> O <sub>8</sub> <sup>2-</sup>	H <sub>2</sub> O	pH 1.4; $\mu = 0.2$	~20	$7.8 \times 10^7$	SS/LUM and LP/LUM/SST; $\tau_0 = 13 \mu\text{s}$ ; OT; [Q] = 0.002-0.05 mol/L	86A057
9.2.18.	Tl <sup>3+</sup>	H <sub>2</sub> O	0.5 mol/L HClO <sub>4</sub>	~23	$6 \times 10^4$	SS/LUM, LP/LUM/SST; $\tau_0$ = 12 $\mu\text{s}$ ; OT?; [Q] $\leq$ 0.18 mol/L; pK <sub>a</sub> <sup>*</sup> = 3.5; S designated as Ir(bpy) <sub>2</sub> (-bpy)(H <sub>2</sub> O) <sup>3+</sup>	79F173
<i>Organic Quenchers</i>							
9.2.19.	Biacetyl	H <sub>2</sub> O	0.5 mol/L HClO <sub>4</sub>	~23	$2.6 \times 10^8$	SS/LUM, LP/LUM/SST; $\tau_0$ = 12 $\mu\text{s}$ ; RT, ET?; [Q] $\leq$ 0.002 mol/L; pK <sub>a</sub> <sup>*</sup> = 3.5; S designated as Ir(bpy) <sub>2</sub> (-bpy)(H <sub>2</sub> O) <sup>3+</sup>	79F173
9.2.20.	MV <sup>2+</sup>	H <sub>2</sub> O	0.05 mol/L Mg(NO <sub>3</sub> ) <sub>2</sub> ; pH 1.4	~20	$1.3 \times 10^6$	SS/LUM and LP/LUM/SST; $\tau_0 = 10 \mu\text{s}$ ; OT; [Q] = 0.02-0.08 mol/L	86A057
<b>9.3. Ir(bpy)<sub>2</sub>(C<sup>3</sup>,N'-bpy)<sup>2+</sup></b>							
<i>Inorganic Quenchers</i>							
9.3.1.	Co <sup>2+</sup>	H <sub>2</sub> O	0.1 mol/L HAc, 0.08 mol/L NaAc; pH 4.7	~23	$1.5 \times 10^7$	SS/LUM, LP/LUM/SST; $\tau_0$ = 10 $\mu\text{s}$ ; RT, ET?; [Q] $\leq$ 0.012 mol/L; S designated as Ir(bpy) <sub>2</sub> (-bpy)(OH) <sup>2+</sup>	79F173

TABLE 9. Quenching of excited iridium complexes—Continued

No.	Quencher	Solvent	Solution Medium	T/°C	$k_q$ /L mol <sup>-1</sup> s <sup>-1</sup>	Comments	Ref.
<b>9.3. Ir(bpy)<sub>2</sub>(C<sup>3</sup>,N'-bpy)<sup>2+</sup>—Continued</b>							
9.3.2.	Cr(CN) <sub>3</sub> <sup>3-</sup>	H <sub>2</sub> O	0.05 mol/L NaHCO <sub>3</sub> ; pH 8.6	~23	8.9 × 10 <sup>9</sup>	SS/LUM, LP/LUM/SST; τ <sub>0</sub> = 10 μs; ET; [Q] ≤ 0.001 mol/L; S designated as Ir(bpy) <sub>2</sub> (-bpy)(OH) <sup>2+</sup>	79F173
9.3.3.	Fe(OH) <sup>2+</sup>	H <sub>2</sub> O	0.1 mol/L HAC, 0.08 mol/L NaAc; pH 4.7	~23	3.1 × 10 <sup>8</sup>	SS/LUM, LP/LUM/SST; τ <sub>0</sub> = 10 μs; OT, ET?; [Q] ≤ 0.002 mol/L; S designated as Ir(bpy) <sub>2</sub> (-bpy)(OH) <sup>2+</sup>	79F173
9.3.4.	Ni <sup>2+</sup>	H <sub>2</sub> O	0.1 mol/L HAC, 0.08 mol/L NaAc; pH 4.7	~23	4.2 × 10 <sup>6</sup>	SS/LUM, LP/LUM/SST; τ <sub>0</sub> = 10 μs; RT, ET?; [Q] ≤ 0.024 mol/L; S designated as Ir(bpy) <sub>2</sub> (-bpy)(OH) <sup>2+</sup>	79F173
9.3.5.	Tl(OH) <sup>2+</sup>	H <sub>2</sub> O	0.1 mol/L HAC, 0.08 mol/L NaAc; pH 4.7	~23	1.6 × 10 <sup>7</sup>	SS/LUM, LP/LUM/SST; τ <sub>0</sub> = 10 μs; OT?; [Q] ≤ 0.025 mol/L; S designated as Ir(bpy) <sub>2</sub> (-bpy)(OH) <sup>2+</sup>	79F173
<i>Organic Quenchers</i>							
9.3.6.	Biacetyl	H <sub>2</sub> O	0.1 mol/L HAC, 0.08 mol/L NaAc; pH 4.7	~23	2.8 × 10 <sup>8</sup>	SS/LUM, LP/LUM/SST; τ <sub>0</sub> = 10 μs; RT, ET?; [Q] ≤ 0.002 mol/L; S designated as Ir(bpy) <sub>2</sub> (-bpy)(OH) <sup>2+</sup>	79F173
9.3.7.	2,3-Diacetoxynortornadiene	AN		25	<1 × 10 <sup>5</sup>	LIF and SS/QYP; τ <sub>0</sub> = 10 μs; see Mech. [6]	86A158
9.3.8.	2,3-Diacetoxyquadracyclane	AN		25	1.0 × 10 <sup>7</sup>	LIF and SS/QYP; τ <sub>0</sub> = 10 μs; RT; see Mech. [6]	86A158
9.3.9.	Norbornadiene	AN		25	1.4 × 10 <sup>8</sup>	LIF and SS/QYP; τ <sub>0</sub> = 10 μs; RT; see Mech. [6]	86A158
9.3.10.	Quadracyclane	AN		25	3.3 × 10 <sup>9</sup>	LIF and SS/QYP; τ <sub>0</sub> = 10 μs; RT; see Mech. [6]	86A158
<b>9.4. Ir(8-hydroxyquinolato)<sub>2</sub></b>							
<i>Inorganic Quenchers</i>							
9.4.1.	Cr(CN) <sub>6</sub> <sup>3-</sup>	DMF		25	5.5 × 10 <sup>7</sup>	SS/LUM; τ <sub>0</sub> = 2.5 μs (LP/LUM/SST); ET; see Mech. [6]	86E555
<i>Organic Quenchers</i>							
9.4.2.	1-Chloro-4-nitrobenzene	AN		25	1.7 × 10 <sup>9</sup>	LP/LUM/SST; OT	86E555
9.4.3.	MV <sup>2+</sup>	AN	0.01 mol/L TEAP	25	1.6 × 10 <sup>10</sup>	LP/LUM/SST; OT	86E555
9.4.4.	Nitrobenzene	AN		25	1.7 × 10 <sup>8</sup>	LP/LUM/SST; OT	86E555



TABLE 9. Quenching of excited iridium complexes—Continued

No.	Quencher	Solvent	Solution Medium	T/°C	$k_q$ /L mol <sup>-1</sup> s <sup>-1</sup>	Comments	Ref.
<b>9.5. Ir(phen)<sub>3</sub><sup>3+</sup></b>							
<i>Inorganic Quenchers</i>							
9.5.1.	O <sub>2</sub>	MeOH			$2.8 \times 10^8$	SS/LUM; $\tau_0 = 2.6 \mu\text{s}$ (75F657); ET	777221
<b>9.6. Ir<sub>2</sub>(<math>\mu</math>-pyrazolyl)<sub>2</sub>(1,5-cyclooctadiene)<sub>2</sub></b>							
<i>Organic Quenchers</i>							
9.6.1.	<i>N</i> -Benzyl-3-carbamyl-py <sup>+</sup>	AN	$\mu = 0.1$ (TBAF)	~22	$5.5 \times 10^9$ (corr)	LP/LUM; $\tau_c = 0.25 \mu\text{s}$ ; OT	85E779
9.6.2.	1,2-Dichloroethane	Hexane			$7.3 \times 10^5$	LP/LUM; $\tau_c = 0.25 \mu\text{s}$ (84E152); OT	84F117
9.6.3.	Dichloromethane	Hexane			$5.8 \times 10^5$	LP/LUM; $\tau_c = 0.25 \mu\text{s}$ (84E152); OT	84F117
9.6.4.	<i>N</i> ,4-Dimethyl-py <sup>+</sup>	AN	$\mu = 0.1$ (TBAF)	~22	$6.6 \times 10^8$ (corr)	LP/LUM; $\tau_c = 0.25 \mu\text{s}$ ; OT	85E779
9.6.5.	<i>N</i> -Ethyl-4-( <i>tert</i> -butyl)-py <sup>+</sup>	AN	$\mu = 0.1$ (TBAF)	~22	$6.5 \times 10^8$ (corr)	LP/LUM; $\tau_c = 0.25 \mu\text{s}$ ; OT	85E779
9.6.6.	<i>N</i> -Ethyl-4-carbamyl-py <sup>+</sup>	AN	$\mu = 0.1$ (TBAF)	~22	$1.5 \times 10^{10}$ (corr)	LP/LUM; $\tau_c = 0.25 \mu\text{s}$ ; OT	85E779
9.6.7.	<i>N</i> -Ethyl-py <sup>+</sup>	AN	$\mu = 0.1$ (TBAF)	~22	$2.5 \times 10^9$ (corr)	LP/LUM; $\tau_c = 0.25 \mu\text{s}$ ; OT	85E779
9.6.8.	<i>N</i> -Methyl-4-acetoxy-py <sup>+</sup>	AN	$\mu = 0.1$ (TBAF)	~22	$1.3 \times 10^{10}$ (corr)	LP/LUM; $\tau_c = 0.25 \mu\text{s}$ ; OT	85E779
9.6.9.	<i>N</i> -Methyl-3-carbamyl-py <sup>+</sup>	AN	$\mu = 0.1$ (TBAF)	~22	$6.2 \times 10^9$ (corr)	LP/LUM; $\tau_c = 0.25 \mu\text{s}$ ; OT	85E779
9.6.10.	<i>N</i> -Methyl-4-cyano-py <sup>+</sup>	AN	$\mu = 0.1$ (TBAF)	~22	$2.0 \times 10^{10}$ (corr)	LP/LUM; $\tau_c = 0.25 \mu\text{s}$ ; OT	85E779
9.6.11.	<i>N</i> -Methyl-2-methoxy-py <sup>+</sup>	AN	$\mu = 0.1$ (TBAF)	~22	$8.1 \times 10^8$ (corr)	LP/LUM; $\tau_c = 0.25 \mu\text{s}$ ; OT	85E779
9.6.12.	MV <sup>2+</sup>	AN	$\mu = 0.1$ (TBAF)	~22	$1.6 \times 10^{10}$ (corr)	LP/LUM; $\tau_c = 0.25 \mu\text{s}$ ; OT; same $k_q$ from same lab in 84E152	85E779
9.6.13.	<i>N</i> ,2,3,6-Tetramethyl-py <sup>+</sup>	AN	$\mu = 0.1$ (TBAF)	~22	$2.9 \times 10^8$ (corr)	LP/LUM; $\tau_c = 0.25 \mu\text{s}$ ; OT	85E779
9.6.14.	<i>N</i> ,2,4,6-Tetramethyl-py <sup>+</sup>	AN	$\mu = 0.1$ (TBAF)	~22	$2.2 \times 10^7$ (corr)	LP/LUM; $\tau_c = 0.25 \mu\text{s}$ ; OT	85E779
9.6.15.	<i>N</i> ,2,6-Trimethyl-4-methoxy-py <sup>+</sup>	AN	$\mu = 0.1$ (TBAF)	~22	$1.1 \times 10^6$ (corr)	LP/LUM; $\tau_c = 0.25 \mu\text{s}$ ; OT	85E779
9.6.16.	<i>N</i> ,2,6-Trimethyl-py <sup>+</sup>	AN	$\mu = 0.1$ (TBAF)	~22	$5.8 \times 10^8$ (corr)	LP/LUM; $\tau_c = 0.25 \mu\text{s}$ ; OT	85E779

TABLE 10. Quenching of excited iron complexes

No.	Quencher	Solvent	Solution Medium	T/°C	$k_q$ /L mol <sup>-1</sup> s <sup>-1</sup>	Comments	Ref.
<b>10.1.</b>	<b>Fe(bpy)<sub>3</sub><sup>2+</sup></b>						
	<i>Inorganic Quenchers</i>						
10.1.1.	Fe <sup>3+</sup>	H <sub>2</sub> O	μ = 0.5 (H <sub>2</sub> SO <sub>4</sub> )	25	≤ 1 × 10 <sup>7</sup>	LP/LUM/SST; τ <sub>0</sub> = 0.81 ns; [Q] = 0.1 mol/L	80E040
<b>10.2.</b>	<b>Fe(terpy)<sub>2</sub><sup>2-</sup></b>						
	<i>Inorganic Quenchers</i>						
10.2.1.	Fe <sup>3+</sup>	H <sub>2</sub> O	μ = 0.5 (H <sub>2</sub> SO <sub>4</sub> )	25	≤ 4 × 10 <sup>6</sup>	LP/LUM/SST; τ <sub>0</sub> = 2.5 ns; [Q] = 0.1 mol/L	80E040

TABLE 11. Quenching of excited magnesium complexes

No.	Quencher	Solvent	Solution Medium	T/°C	$k_q$ /L mol <sup>-1</sup> s <sup>-1</sup>	Comments	Ref.
<b>11.1. Mg(etiochlorin I)(pyridine)</b>							
<i>Organic Quenchers</i>							
11.1.1.	<i>cis</i> -4-Nitrostilbene	Benzene	0.005 mol/L py		$2 \times 10^8$	FP/ABS/SST; EX	707320
<b>11.2. Mg(etiochlorin I) [singlet]</b>							
<i>Organic Quenchers</i>							
11.2.1.	Nitrobenzene	AN			$1.4 \times 10^{10}$	SS/LUM; $\tau_0 = 11$ ns (assumed); EX	68A001
	Nitrobenzene	Benzene			$1.2 \times 10^{10}$	SS/LUM; $\tau_0 = 11$ ns (assumed); EX	68A001
	Nitrobenzene	EtOH			$1.2 \times 10^{10}$	SS/LUM; $\tau_0 = 11$ ns (assumed); EX	68A001
	Nitrobenzene	MeCH			$1.2 \times 10^{10}$	SS/LUM; $\tau_0 = 11$ ns (assumed); EX; [Q] $\leq$ 0.20 mol/L	68A001
	Nitrobenzene	Piperidine			$5.7 \times 10^9$	SS/LUM; $\tau_0 = 11$ ns (assumed); EX; [Q] $\leq$ 0.10 mol/L	68A001
11.2.2.	<i>cis</i> -4-Nitrostilbene	Benzene			$1.1 \times 10^{10}$	SS/LUM; $\tau_0 = 12$ ns (LP/LUM/SST); EX; nonlinear S-V plot at high [Q]	707320
<b>11.3. Mg(etiochlorin I) [triplet]</b>							
<i>Organic Quenchers</i>							
11.3.1.	1-Methoxy-4-nitrobenzene	Benzene		25	$7 \times 10^8$	FP/ABS/SST; EX; [Q] = (1-50) $\times 10^{-5}$ mol/L; nonlinear S-V plot at higher [Q]'s	747293
11.3.2.	Nitrobenzene	Benzene		25	$1.8 \times 10^9$	FP/ABS/SST; EX; [Q] = (1-50) $\times 10^{-5}$ mol/L; nonlinear S-V plot at higher [Q]'s	747293
11.3.3.	<i>cis</i> -4-Nitrostilbene	Benzene			$1.7 \times 10^9$	FP/ABS/SST; EX	707320
11.3.4.	4-Nitrotoluene	Benzene		25	$1.4 \times 10^9$	FP/ABS/SST; EX; [Q] = (1-50) $\times 10^{-5}$ mol/L; $\tau$ increases at higher [Q]'s	747293
<b>11.4. Mg(2,3,7,8,12,13,17,18-octaethylporphyrin)</b>							
<i>Inorganic Quenchers</i>							
11.4.1.	Mg(OEP)	1-PrOH		25	$1.1 \times 10^8$	LP/ABS/SST; CD; also TT, see Mech. [10]	83A102
	Mg(OEP)	2-PrOH		25	$8 \times 10^7$	LP/ABS/SST; CD; also TT, see Mech. [10]	83A102

TABLE 11. Quenching of excited magnesium complexes—Continued

No.	Quencher	Solvent	Solution Medium	T/°C	$k_q$ /L mol <sup>-1</sup> s <sup>-1</sup>	Comments	Ref.
<b>11.4. Mg(2,3,7,8,12,13,17,18-octaethylporphyrin)—Continued</b>							
	Mg(OEP)	DMSO		25	$2.1 \times 10^8$	LF/ABS/SST; CD; also TT, see Mech. [10]	83A102
	Mg(OEP)	EtOH		25	$1.1 \times 10^8$	LF/ABS/SST; CD; also TT, see Mech. [10]	83A102
	Mg(OEP)	MeOH		25	$1.6 \times 10^8$	LF/ABS/SST; CD; [Q] = $(4-43) \times 10^{-6}$ mol/L; also TT, see Mech. [10]	83A102
<b>11.5. Mg(phthalocyanine) [singlet]</b>							
<i>Organic Quenchers</i>							
11.5.1.	1,4-Benzoquinone	Dioxane			$2.7 \times 10^{10}$	SS/LUM; $\tau_0 = 6.5$ ns (573002); OT; [Q] $\leq 0.1$ mol/L; same $k_q$ from same lab in 67A003	65A001
11.5.2.	1,3-Dinitrobenzene	Dioxane			$4.3 \times 10^9$	SS/LUM; $\tau_0 = 6.5$ ns (573002); OT; [Q] $\leq 0.2$ mol/L; same $k_q$ from same lab in 67A003	65A001
11.5.3.	Nitrobenzene	Dioxane			$1.0 \times 10^9$	SS/LUM; $\tau_0 = 6.5$ ns (573002); OT; [Q] $\leq 1$ mol/L; same $k_q$ from same lab in 67A003	65A001
11.5.4.	Trinitrobenzene	Dioxane			$1.1 \times 10^{10}$	SS/LUM; $\tau_0 = 6.5$ ns (573002); OT; [Q] $\leq 0.15$ mol/L; same $k_q$ from same lab in 67A003	65A001
<b>11.6. Mg(phthalocyanine) [triplet]</b>							
<i>Inorganic Quenchers</i>							
11.6.1.	Ag(TPP)	DMF			$1.7 \times 10^8$	FP/ABS/SST; ET	76E693
	Ag(TPP)	Toluene			$1.9 \times 10^8$	FP/ABS/SST; ET	76E693
11.6.2.	Co(bpy) <sub>3</sub> <sup>2+</sup>	DMA/H <sub>2</sub> O (2.3/1)		~15	$1.7 \times 10^7$	LF/ABS/AVE; ET?; [Q] < 0.001 mol/L	84A122
11.6.3.	Co(bpy) <sub>3</sub> <sup>3+</sup>	DMA/H <sub>2</sub> O (2.3/1)		~15	$2.8 \times 10^8$	LF/ABS/AVE; OT; $f = 0.58$ ; [Q] < $2 \times 10^{-4}$ mol/L	84A122
11.6.4.	Co(phen) <sub>3</sub> <sup>2+</sup>	DMA/H <sub>2</sub> O (2.3/1)		~15	$3.6 \times 10^7$	LF/ABS/AVE; ET?; [Q] < 0.001 mol/L	84A122
11.6.5.	Co(phen) <sub>3</sub> <sup>3+</sup>	DMA/H <sub>2</sub> O (2.3/1)		~15	$4.0 \times 10^8$	LF/ABS/AVE; OT; $f = 0.60$ ; [Q] < $2 \times 10^{-4}$ mol/L	84A122

TABLE 11. Quenching of excited magnesium complexes—Continued

No.	Quencher	Solvent	Solution Medium	T/°C	$k_q$ /L mol <sup>-1</sup> s <sup>-1</sup>	Comments	Ref.
<b>11.6. Mg(phthalocyanine) [triplet]—Continued</b>							
11.6.6.	Co(terpy) <sub>2</sub> <sup>2+</sup>	DMA/H <sub>2</sub> O (2.3/1)		~15	1.3 × 10 <sup>8</sup>	LP/ABS/AVE; ET?; [Q] < 0.001 mol/L	84A122
11.6.7.	Co(terpy) <sub>2</sub> <sup>3+</sup>	DMA/H <sub>2</sub> O (2.3/1)		~15	3.8 × 10 <sup>8</sup>	LP/ABS/AVE; OT; <i>f</i> = 0.57; [Q] < 2 × 10 <sup>-4</sup> mol/L	84A122
11.6.8.	Ni(etio porphyrin I)	1-PrOH			1.3 × 10 <sup>9</sup>	FP/ABS/SST; ET	74E520
11.6.9.	Pd(etio porphyrin I)	1-PrOH			< 1 × 10 <sup>8</sup>	FP/ABS/SST; ET	74E520
<i>Organic Quenchers</i>							
11.6.10.	1,4-Benzoquinone	Dioxane			4.0 × 10 <sup>7</sup>	FP/ABS/SST; τ <sub>0</sub> = 0.1 ms; OT; same <i>k<sub>q</sub></i> from same lab in 67A003	65A001
11.6.11.	MV <sup>2+</sup>	DMF/H <sub>2</sub> O (9/1)			7.6 × 10 <sup>7</sup>	LP/ABS/AVE; τ <sub>0</sub> = 0.33 ms; OT; <i>f</i> = 0.71	84A272
11.6.12.	Nitrobenzene	Dioxane			1.7 × 10 <sup>6</sup>	FP/ABS/SST; τ <sub>0</sub> = 0.1 ms; OT; same <i>k<sub>q</sub></i> from same lab in 67A003	65A001
<b>11.7. Mg[tetrakis(4-<i>tert</i>-butyl)phthalocyanine]</b>							
<i>Organic Quenchers</i>							
11.7.1.	1,4-Naphthoquinone	Toluene			6 × 10 <sup>6</sup> (calc)	FP/ABS/SST; τ <sub>0</sub> = 0.56 ms; EX; biexponential decay, see Mech. [2]	82E636
11.7.2.	OrgQue13	Toluene			3.4 × 10 <sup>6</sup>	FP/ABS/SST; τ <sub>0</sub> = 0.38 ms; OT; [Q] = 0.002-0.02 mol/L	84E308
11.7.3.	OrgQue14	Toluene			1.3 × 10 <sup>6</sup>	FP/ABS/SST; τ <sub>0</sub> = 0.38 ms; OT; [Q] = 0.002-0.02 mol/L; nonlinear S-V plot, see Mech. [1]	84E308
<b>11.8. Mg[tetrakis(<i>N</i>-methylaza)phthalocyanine]<sup>4+</sup> [singlet]</b>							
<i>Organic Quenchers</i>							
11.8.1.	MV <sup>2+</sup>	H <sub>2</sub> O	μ = 0 (extrap'd, NaCl)		4.5 × 10 <sup>7</sup>	SS/LUM; τ <sub>0</sub> = 8.2 ns; OT; [Q] = 0.001-0.2 mol/L	81A188
<b>11.9. Mg[tetrakis(<i>N</i>-methylaza)phthalocyanine]<sup>4+</sup> [triplet]</b>							
<i>Organic Quenchers</i>							
11.9.1.	MV <sup>2+</sup>	H <sub>2</sub> O			< 2 × 10 <sup>3</sup>	FP/ABS/SST; τ <sub>0</sub> = 0.28 ms; [Q] = 0.001-0.2 mol/L	81A188

TABLE 11. Quenching of excited magnesium complexes—Continued

No.	Quencher	Solvent	Solution Medium	T/°C	$k_q$ /L mol <sup>-1</sup> s <sup>-1</sup>	Comments	Ref.
<b>11.10. Mg(tetramethoxyphthalocyanine)</b>							
<i>Organic Quenchers</i>							
11.10.1.	MV <sup>2+</sup>	DMF/H <sub>2</sub> O (9/1)			~7 × 10 <sup>7</sup>	LP/ABS/AVE; $\tau_0^{\text{und}} =$ ~0.24 ms; OT; S possibly a mixture of isomers	86S089
<b>11.11. Mg(5,10,15,20-tetraphenylporphyrin)</b>							
<i>Inorganic Quenchers</i>							
11.11.1.	Eu <sup>3+</sup>	AN			2.1 × 10 <sup>6</sup>	FP/ABS/SST; OT; [Q] ≤ 0.0018 mol/L; some Eu <sup>2+</sup> present	79A220
<i>Organic Quenchers</i>							
11.11.2.	1,4-Benzoquinone	EtOH			3.1 × 10 <sup>9</sup>	LP/ABS/SST; OT; f = 0.28; $\phi = 0.85$ (82E428)	83F182
	1,4-Benzoquinone	Toluene			2 × 10 <sup>8</sup> (calc)	FP/ABS/SST; $\tau_0 = 0.30$ ms; EX; same $k_q$ from same lab in 81E718; biexponential decay, see Mech. [2]	82E636
<b>11.12. Mg(5,10,15,20-tetraphenylporphyrin)(pyridine)</b>							
<i>Organic Quenchers</i>							
11.12.1.	1-Bromo-2-nitrobenzene	Toluene			2 × 10 <sup>6</sup> (calc)	FP/ABS/SST; $\tau_0 = 0.5$ ms; EX; biexponential decay; see Mech. [2]	83E101
11.12.2.	1-Chloro-2-nitrobenzene	Toluene			3 × 10 <sup>7</sup> (calc)	FP/ABS/SST; $\tau_0 = 0.5$ ms; EX; biexponential decay; see Mech. [2]	83E101
11.12.3.	1,2-Dinitrobenzene	Toluene			<1 × 10 <sup>8</sup> (calc)	FP/ABS/SST; $\tau_0 = 0.5$ ms; EX; biexponential decay; see Mech. [2]	83E101
11.12.4.	1,4-Dinitrobenzene	Toluene			9 × 10 <sup>7</sup> (calc)	FP/ABS/SST; $\tau_0 = 0.5$ ms; EX; biexponential decay; see Mech. [2]	83E101
11.12.5.	2-Nitroaniline	Toluene			8 × 10 <sup>6</sup> (calc)	FP/ABS/SST; $\tau_0 = 0.5$ ms; EX; biexponential decay; see Mech. [2]; see also 85A155	83E101
11.12.6.	3-Nitroaniline	Toluene			6 × 10 <sup>6</sup> (calc)	FP/ABS/SST; $\tau_0 = 0.5$ ms; EX; biexponential decay; see Mech. [2]	83E101

TABLE 11. Quenching of excited magnesium complexes—Continued

No.	Quencher	Solvent	Solution Medium	T/°C	$k_q$ /L mol <sup>-1</sup> s <sup>-1</sup>	Comments	Ref.
<b>11.12. Mg(5,10,15,20-tetraphenylporphyrin)(pyridine)—Continued</b>							
11.12.7.	1-Nitronaphthalene	Toluene			$< 5 \times 10^8$ (calc)	FP/ABS/SST; $\tau_0 = 0.5$ ms; EX; biexponential decay, see Mech. [2]	83E101
11.12.8.	1,3,5-Trimethyl-2,4,6-trinitrobenzene	Toluene			$< 5 \times 10^8$ (calc)	FP/ABS/SST; $\tau_0 = 0.5$ ms; EX; biexponential decay, see Mech. [2]	83E101

TABLE 12. Quenching of excited molybdenum complexes

No.	Quencher	Solvent	Solution Medium	T/°C	$k_q$ /L mol <sup>-1</sup> s <sup>-1</sup>	Comments	Ref.
<b>12.1. Mo<sub>6</sub>Cl<sub>14</sub><sup>2-</sup></b>							
<i>Inorganic Quenchers</i>							
12.1.1.	PW <sub>12</sub> O <sub>40</sub> <sup>3-</sup>	H <sub>2</sub> O	2 mol/L HCl	27	$\sim 7 \times 10^8$	SS/LUM; $\tau_0 = 20$ $\mu$ s (81E076); OT; $\tau_0$ in 6 mol/L HCl and 6 mol/L LiCl	83F069
12.1.2.	SiW <sub>12</sub> O <sub>40</sub> <sup>4-</sup>	H <sub>2</sub> O	2 mol/L HCl	27	$\sim 2 \times 10^8$	SS/LUM; $\tau_0 = 20$ $\mu$ s (81E076); OT; $\tau_0$ in 6 mol/L HCl and 6 mol/L LiCl	83F069
<i>Organic Quenchers</i>							
12.1.3.	<i>N,N'</i> -Eis(2-sulfonatoethyl)-(vio <sup>2+</sup> ) zwitterion	H <sub>2</sub> O	2 mol/L HCl	27	$3.8 \times 10^6$	SS/LUM; $\tau_0 = 20$ $\mu$ s (81E076); OT; $\tau_0$ in 6 mol/L HCl and 6 mol/L LiCl	83F069
12.1.4.	<i>N,N'</i> -Eis(3-sulfonato-1-propyl)- (vio <sup>2+</sup> ) zwitterion	H <sub>2</sub> O	2 mol/L HCl	27	$\sim 3 \times 10^6$	SS/LUM; $\tau_0 = 20$ $\mu$ s (81E076); OT; $\tau_0$ in 6 mol/L HCl and 6 mol/L LiCl	83F069
12.1.5.	Tetracyanoethene	AN		27	$2.5 \times 10^9$	SS/LUM; $\tau_0 = 0.18$ ms (LP/LUM/SST); OT	83F069

TABLE 13. Quenching of excited neodymium complexes

No.	Quencher	Solvent	Solution Medium	T/°C	$k_q$ /L mol <sup>-1</sup> s <sup>-1</sup>	Comments	Ref.
<b>13.1. Nd<sup>3+</sup></b>							
<i>Inorganic Quenchers</i>							
13.1.1.	H <sub>2</sub> O	CCl <sub>4</sub> /dTBP (4/1)		20	$7.4 \times 10^6$	LP/LUM/SST; $\tau_0 = 12 \mu\text{s}$ ; ET; [Q] $\leq 0.02$ mol/L; S forms 1:3 complex with dTBP	75E542
	H <sub>2</sub> O	CCl <sub>4</sub> /TBP (4/1)		20	$7.4 \times 10^6$	LP/LUM/SST; $\tau_0 = 3 \mu\text{s}$ ; ET; [Q] $\leq 0.05$ mol/L; S forms 1:3 complex with TBP	75E542
	H <sub>2</sub> O	TBP		20	$1.9 \times 10^6$	LP/LUM/SST; $\tau_0 = 3 \mu\text{s}$ ; ET; [Q] $\leq 0.13$ mol/L; S forms 1:3 complex with TBP	75E542



TABLE 14. Quenching of excited osmium complexes

No.	Quencher	Solvent	Solution Medium	T/°C	$k_q$ /L mol <sup>-1</sup> s <sup>-1</sup>	Comments	Ref.
<b>14.1. Os(5-Clphen)<sub>3</sub><sup>2+</sup></b>							
<i>Inorganic Quenchers</i>							
14.1.1.	Co(bpy) <sub>3</sub> <sup>2+</sup>	H <sub>2</sub> O	0.16 mol/L Na <sub>2</sub> SO <sub>4</sub> , Pbuf; pH 7.8; $\mu = 0.5$ ; [Co <sup>II</sup> ]/[L] = 0.2	25	$5.5 \times 10^8$	SS/LUM; $\tau_0 = 78$ ns (78E887); OT, ET	85S022
14.1.2.	Eu <sup>2+</sup>	H <sub>2</sub> O	pH 1.3; $\mu = 0.5$ (NaCl)	25	$7.9 \times 10^6$	LP/LUM/SST; $\tau_0 = 78$ ns; [Q] $\leq 0.005$ mol/L	80E040
14.1.3.	Fe <sup>3+</sup>	H <sub>2</sub> O	0.5 mol/L H <sub>2</sub> SO <sub>4</sub>		$3.2 \times 10^9$	FP/PCM/SST; $\tau_0 = 78$ ns (78E887); OT, ET?; [Q] $\leq$ 0.01 mol/L; same $k_q$ from same lab in 78A186; [Fe <sup>2+</sup> ] = [Fe <sup>3+</sup> ]; see Mech. [8]	80E224
14.1.4.	Fe(bpy) <sub>3</sub> <sup>2+</sup>	H <sub>2</sub> O	$\mu = 0.5$ (NaCl)	25	$2.3 \times 10^9$	LP/LUM/SST; $\tau_0 = 78$ ns; ET; [Q] $\leq 0.005$ mol/L	80E040
14.1.5.	Fe(CN) <sub>6</sub> <sup>4-</sup>	H <sub>2</sub> O	$\mu = 0.001$ (NaCl)	25	$1.7 \times 10^{10}$	SS/LUM; $\tau_0 = 66$ ns (LP/LUM/AVE); RT; [Q] $\leq$ 0.005 mol/L; some SQ, see Mech. [11]	81A250
	Fe(CN) <sub>6</sub> <sup>4-</sup>	H <sub>2</sub> O	$\mu = 0.1$ (NaCl)	25	$3.2 \times 10^9$	SS/LUM; $\tau_0 = 66$ ns (LP/LUM/AVE); RT; [Q] $\leq$ 0.006 mol/L; some SQ, see Mech. [11]	81A250
	Fe(CN) <sub>6</sub> <sup>4-</sup>	H <sub>2</sub> O	$\mu = 1.0$ (NaCl)	25	$2.8 \times 10^8$	LP/LUM/SST; $\tau_0 = 78$ ns; [Q] $\leq 0.005$ mol/L	80E040
14.1.6.	Fe(phen) <sub>3</sub> <sup>2+</sup>	H <sub>2</sub> O	$\mu = 0.5$ (NaCl)	25	$1.4 \times 10^9$	LP/LUM/SST; $\tau_0 = 78$ ns; ET, OT?; [Q] $\leq 0.005$ mol/L	80E040
14.1.7.	Eu(NH <sub>3</sub> ) <sub>9</sub> <sup>2+</sup>	H <sub>2</sub> O	$\mu = 0.5$ (NaCl)	25	$1.1 \times 10^9$	LP/LUM/SST; $\tau_0 = 78$ ns; [Q] $\leq 0.005$ mol/L; same $k_q$ from same lab in 78E887	80E040
14.1.8.	Eu(terpy) <sub>2</sub> <sup>2+</sup>	H <sub>2</sub> O	$\mu = 1.0$ (Na <sub>2</sub> SO <sub>4</sub> )	25	$\leq 1 \times 10^8$	LP/LUM/SST; $\tau_0 = 78$ ns; [Q] $\leq 0.005$ mol/L; same $k_q$ from same lab in 78E887	80E040
14.1.9.	Eu(TPTZ) <sub>2</sub> <sup>2+</sup>	H <sub>2</sub> O	$\mu = 0.5$ (NaCl)	25	$2.6 \times 10^9$	LP/LUM/SST; $\tau_0 = 78$ ns; OT; [Q] $\leq 0.005$ mol/L	80E040
<b>14.2. Os(5,6-Me<sub>2</sub>phen)<sub>3</sub><sup>2+</sup></b>							
<i>Inorganic Quenchers</i>							
14.2.1.	Co(bpy) <sub>3</sub> <sup>2+</sup>	H <sub>2</sub> O	0.16 mol/L Na <sub>2</sub> SO <sub>4</sub> , Pbuf; pH 7.8; $\mu = 0.5$ ; [Co <sup>II</sup> ]/[L] = 0.2	25	$1.5 \times 10^9$	SS/LUM; $\tau_0 = 63$ ns (78E887); OT, ET	85S022

TABLE 14. Quenching of excited osmium complexes—Continued

No.	Quencher	Solvent	Solution Medium	$T/^{\circ}\text{C}$	$k_q$ /L mol <sup>-1</sup> s <sup>-1</sup>	Comments	Ref.
14.2.	$\text{Os}(5,6\text{-Me}_2\text{phen})_2^{2+}$ —Continued						
14.2.2.	$\text{Cu}^{2+}$	$\text{H}_2\text{O}$	0.5 mol/L $\text{H}_2\text{SO}_4$	25	$2.1 \times 10^8$	SS/LUM; $\tau_0 = 63$ ns (C. Creutz, unpub. obs.); OT	78A090
14.3.	$\text{Os}(3,4,7,8\text{-Me}_4\text{phen})_2[\text{cis-1,2-bis}(\text{diphenylphosphino})\text{ethene}]^{2-}$ <i>Organic Quenchers</i>						
14.3.1.	<i>N</i> -Benzyl-3-carbamyl-py <sup>+</sup>	AN	0.1 mol/L $\text{LiClO}_4$	~23	$1.9 \times 10^7$	SS/LUM; $\tau_0 = 3.5$ $\mu\text{s}$ (LP/LUM/AVE); OT; Q designated as "carbamido" compound	85E347
14.3.2.	<i>N,N'</i> -Dibenzyl-vio <sup>2+</sup>	AN	0.1 mol/L $\text{LiClO}_4$	~23	$1.9 \times 10^9$	SS/LUM; $\tau_0 = 3.5$ $\mu\text{s}$ (LP/LUM/AVE); OT	85E347
14.3.3.	<i>N</i> -Ethyl-3-carbamyl-py <sup>+</sup>	AN	0.1 mol/L $\text{LiClO}_4$	~23	$2.9 \times 10^8$	SS/LUM; $\tau_0 = 3.5$ $\mu\text{s}$ (LP/LUM/AVE); OT; Q designated as "carbamido" compound	85E347
14.3.4.	<i>N</i> -Ethyl-4-carbomethoxy-py <sup>+</sup>	AN	0.1 mol/L $\text{LiClO}_4$	~23	$8.6 \times 10^8$	SS/LUM; $\tau_0 = 3.5$ $\mu\text{s}$ (LP/LUM/AVE); OT	85E347
14.3.5.	<i>N</i> -Methyl-3-carbamyl-py <sup>+</sup>	AN	0.1 mol/L $\text{LiClO}_4$	~23	$3.2 \times 10^8$	SS/LUM; $\tau_0 = 3.5$ $\mu\text{s}$ (LP/LUM/AVE); OT; Q designated as "carbamido" compound	85E347
14.3.6.	<i>N</i> -Methyl-4-carbamyl-py <sup>+</sup>	AN	0.1 mol/L $\text{LiClO}_4$	~23	$3.1 \times 10^8$	SS/LUM; $\tau_0 = 3.5$ $\mu\text{s}$ (LP/LUM/AVE); OT; Q designated as "carbamido" compound	85E347
14.3.7.	<i>N</i> -Methyl-4-cyano-py <sup>+</sup>	AN	0.1 mol/L $\text{LiClO}_4$	~23	$2.2 \times 10^9$	SS/LUM; $\tau_0 = 3.5$ $\mu\text{s}$ (LP/LUM/AVE); OT	85E347
14.4.	$\text{Os}(\text{bpy})_3^{2+}$ <i>Inorganic Quenchers</i>						
14.4.1.	$\text{Co}(\text{CN})_6^{3-}$	$\text{H}_2\text{O}$	0.5 mol/L NaCl	~20	$1.3 \times 10^8$	SS/LUM; $\tau_0^{\text{air}} = 21$ ns (SL/LUM/SPC); OT	78F263
14.4.2.	$\text{Co}(\text{NH}_3)_5\text{Br}^{2+}$	$\text{H}_2\text{O}$	0.166 mol/L $\text{Na}_2\text{SO}_4$ ; 0.013 mol/L $\text{NaHSO}_4$ ; $\mu = 0.5$	23-24	$9 \times 10^8$	SS/QYP, SS/LUM; $\tau_0 = 19$ ns (766014); OT; [Q] $\leq 0.008$ mol/L; see Mech. [7]	78A058
14.4.3.	$\text{Co}(\text{NH}_3)_5(\text{CO}_3)^+$	$\text{H}_2\text{O}$	0.166 mol/L $\text{Na}_2\text{SO}_4$ ; 0.013 mol/L $\text{NaHSO}_4$ ; $\mu = 0.5$	23-24	$\sim 1 \times 10^8$	SS/QYP; $\tau_0 = 19$ ns (766014); OT; $f = -1$ ; see Mech. [7]	78A058

TABLE 14. Quenching of excited osmium complexes—Continued

No.	Quencher	Solvent	Solution Medium	$T/^\circ\text{C}$	$k_q$ /L mol <sup>-1</sup> s <sup>-1</sup>	Comments	Ref.
<b>14.4. Os(bpy)<sub>3</sub><sup>2+</sup>—Continued</b>							
14.4.4.	Co(NH <sub>3</sub> ) <sub>5</sub> Cl <sup>2+</sup>	H <sub>2</sub> O	0.166 mol/L Na <sub>2</sub> SO <sub>4</sub> ; 0.013 mol/L NaHSO <sub>4</sub> ; $\mu$ = 0.5	23-24	$6 \times 10^8$	SS/QYP, SS/LUM; $\tau_0 = 19$ ns (766014); OT; [Q] $\leq$ 0.008 mol/L; see Mech. [7]	73A058
14.4.5.	Co(NH <sub>3</sub> ) <sub>5</sub> (H <sub>2</sub> O) <sup>3+</sup>	H <sub>2</sub> O	0.166 mol/L Na <sub>2</sub> SO <sub>4</sub> ; 0.013 mol/L NaHSO <sub>4</sub> ; $\mu$ = 0.5	23-24	$\sim 2 \times 10^8$	SS/QYP; $\tau_0 = 19$ ns (766014); OT; $f \approx \sim 1$ ; [Q] $\leq 0.02$ mol/L; see Mech. [7]	73A058
14.4.6.	Co(NH <sub>3</sub> ) <sub>5</sub> (N <sub>3</sub> ) <sup>2+</sup>	H <sub>2</sub> O	0.166 mol/L Na <sub>2</sub> SO <sub>4</sub> ; 0.013 mol/L NaHSO <sub>4</sub> ; $\mu$ = 0.5	23-24	$4 \times 10^8$	SS/QYP; $\tau_0 = 19$ ns (766014); OT; $f \approx \sim 1$ ; [Q] $\leq 0.008$ mol/L; see Mech. [7]	73A058
14.4.7.	Co(NH <sub>3</sub> ) <sub>5</sub> (SO <sub>4</sub> ) <sup>+</sup>	H <sub>2</sub> O	0.166 mol/L Na <sub>2</sub> SO <sub>4</sub> ; 0.013 mol/L NaHSO <sub>4</sub> ; $\mu$ = 0.5	23-24	$\sim 2 \times 10^3$	SS/QYP; $\tau_0 = 19$ ns (766014); OT; $f \approx \sim 1$ ; see Mech. [7]	73A058
14.4.8.	Co(phen) <sub>3</sub> <sup>3+</sup>	H <sub>2</sub> O	0.5 mol/L NaCl	25	$5.7 \times 10^9$	SS/LUM; $\tau_0 = 19$ ns (SL/LUM/SPC); OT; [Q] $\leq$ 0.004 mol/L	766014
14.4.9.	Cr(CN) <sub>6</sub> <sup>3-</sup>	H <sub>2</sub> O	0.5 mol/L NaCl	$\sim 20$	$2.5 \times 10^9$	SS/LUM; $\tau_0^{\text{air}} = 21$ ns (SL/LUM/SPC); ET	78F263
14.4.10.	Cu <sup>2+</sup>	H <sub>2</sub> O	0.5 mol/L H <sub>2</sub> SO <sub>4</sub>	25	$2 \times 10^8$	SS/LUM; $\tau_0 = 19$ ns (766014); OT	73A090
14.4.11.	Fe <sup>3+</sup>	H <sub>2</sub> O	0.5 mol/L H <sub>2</sub> SO <sub>4</sub>		$5.5 \times 10^9$	FP/PCM/SST; $\tau_0 = 19$ ns (766014); OT, ET?; [Fe <sup>2+</sup> ] = [Fe <sup>3+</sup> ]; see Mech. [8]	80E224
14.4.12.	Fe(CN) <sub>6</sub> <sup>3-</sup>	H <sub>2</sub> O	0.5 mol/L NaCl	$\sim 20$	$9.4 \times 10^9$	SL/LUM/SPC; $\tau_0^{\text{air}} = 21$ ns; OT	78F263
	Fe(CN) <sub>6</sub> <sup>3-</sup>	H <sub>2</sub> O	0.5 mol/L NaCl	25	$1.3 \times 10^{10}$	SS/LUM; $\tau_0 = 19$ ns (SL/LUM/SPC); OT; [Q] $\leq$ 0.01 mol/L	766014
14.4.13.	Fe(CN) <sub>6</sub> <sup>1-</sup>	H <sub>2</sub> O	0.5 mol/L NaCl	$\sim 20$	$3.8 \times 10^8$	SS/LUM; $\tau_0^{\text{air}} = 21$ ns (SL/LUM/SPC); RT	78F263
14.4.14.	Fe <sup>III</sup> (cytochrome c)	H <sub>2</sub> O	Pbuf; pH 7		$> 5 \times 10^9$	LP/ABS/AVE; $\tau_0 = 19$ ns (80E040); OT; [Q] = (1-10) $\times 10^{-5}$ mol/L; 10.6% of Q as Fe <sup>II</sup>	84A306
14.4.15.	Mo(CN) <sub>8</sub> <sup>1-</sup>	H <sub>2</sub> O	0.5 mol/L NaCl	$\sim 20$	$2.8 \times 10^8$	SS/LUM; $\tau_0^{\text{air}} = 21$ ns (SL/LUM/SPC); RT	78F263

TABLE 14. Quenching of excited osmium complexes—Continued

No.	Quencher	Solvent	Solution Medium	T/°C	$k_q$ /L mol <sup>-1</sup> s <sup>-1</sup>	Comments	Ref.
<b>14.4. Os(bpy)<sub>3</sub><sup>2+</sup>—Continued</b>							
14.4.16.	Ni(CN) <sub>4</sub> <sup>2-</sup>	H <sub>2</sub> O	0.5 mol/L NaCl	~20	$9 \times 10^7$	SS/LUM; $\tau_0^{\text{air}} = 21$ ns (SL/LUM/SPC); OT	78F263
14.4.17.	O <sub>2</sub>	H <sub>2</sub> O		25	$5.2 \times 10^9$	SS/LUM; $\tau_0 = 19$ ns (SL/LUM/SPC); [Q] ≤ 0.0015 mol/L	766014
	O <sub>2</sub>	MeOH			$4.5 \times 10^9$	SS/LUM; $\tau_0 = 49$ ns (75F657); ET	777221
14.4.18.	PtBr <sub>4</sub> <sup>2-</sup>	H <sub>2</sub> O	$\mu = 2$ (HClO <sub>4</sub> )		$3.0 \times 10^9$	LP/LUM/SST, SS/LUM; $\tau_0^{\text{air}} = 20$ ns; ET	83E719
14.4.19.	PtBr <sub>6</sub> <sup>2-</sup>	H <sub>2</sub> O	$\mu = 2$ (HClO <sub>4</sub> )		$2.5 \times 10^{10}$	SS/LUM; $\tau_0^{\text{air}} = 21$ ns (LP/LUM/SST); OT	83A403
14.4.20.	Pt(C <sub>2</sub> O <sub>4</sub> ) <sub>2</sub> <sup>2-</sup>	H <sub>2</sub> O	$\mu = 2$ (HClO <sub>4</sub> )		$< 3 \times 10^8$	LP/LUM/SST, SS/LUM; $\tau_0^{\text{air}} = 20$ ns	83E719
14.4.21.	PtCl <sub>4</sub> <sup>2-</sup>	H <sub>2</sub> O	$\mu = 2$ (HClO <sub>4</sub> )		$5.0 \times 10^8$	LP/LUM/SST, SS/LUM; $\tau_0^{\text{air}} = 20$ ns; ET	83E719
14.4.22.	PtCl <sub>6</sub> <sup>2-</sup>	H <sub>2</sub> O	$\mu = 2$ (HClO <sub>4</sub> )		$1.4 \times 10^{10}$	SS/LUM; $\tau_0^{\text{air}} = 21$ ns (LP/LUM/SST); OT	83A403
14.4.23.	PtF <sub>6</sub> <sup>2-</sup>	H <sub>2</sub> O	$\mu = 2$ (HClO <sub>4</sub> )		$2.3 \times 10^9$	SS/LUM; $\tau_0^{\text{air}} = 21$ ns (LP/LUM/SST); OT	83A403
14.4.24.	Pt(NH <sub>3</sub> ) <sub>4</sub> Br <sub>2</sub> <sup>2+</sup>	H <sub>2</sub> O	$\mu = 0.02$ (HClO <sub>4</sub> or H <sub>2</sub> SO <sub>4</sub> )		$3 \times 10^9$	EMI; OT	85A469
14.4.25.	Pt(NH <sub>3</sub> ) <sub>5</sub> Br <sup>3+</sup>	H <sub>2</sub> O	$\mu = 0.1$ (HClO <sub>4</sub> or H <sub>2</sub> SO <sub>4</sub> )		$4 \times 10^9$	EMI; OT	85A469
14.4.26.	Pt(NH <sub>3</sub> ) <sub>4</sub> Cl <sub>2</sub> <sup>2+</sup>	H <sub>2</sub> O	$\mu = 0.02$ (HClO <sub>4</sub> or H <sub>2</sub> SO <sub>4</sub> )		$2 \times 10^9$	EMI; OT	85A469
14.4.27.	Pt(NH <sub>3</sub> ) <sub>5</sub> Cl <sup>3+</sup>	H <sub>2</sub> O	$\mu = 0.1$ (HClO <sub>4</sub> or H <sub>2</sub> SO <sub>4</sub> )		$3 \times 10^9$	EMI; OT	85A469
14.4.28.	Pt(SCN) <sub>4</sub> <sup>2-</sup>	H <sub>2</sub> O	$\mu = 4$ (HClO <sub>4</sub> )		$< 3 \times 10^8$	LP/LUM/SST, SS/LUM; $\tau_0^{\text{air}} = 20$ ns	83E719
14.4.29.	Pt(SCN) <sub>6</sub> <sup>2-</sup>	H <sub>2</sub> O	$\mu = 2$ (HClO <sub>4</sub> )		$1.0 \times 10^{10}$	SS/LUM; $\tau_0^{\text{air}} = 21$ ns (LP/LUM/SST); OT	83A403
14.4.30.	Ru(CN) <sub>6</sub> <sup>1-</sup>	H <sub>2</sub> O	0.5 mol/L NaCl	~20	$1.3 \times 10^8$	SS/LUM; $\tau_0^{\text{air}} = 21$ ns (SL/LUM/SPC); RT	78F263
14.4.31.	Ru(NH <sub>3</sub> ) <sub>6</sub> <sup>3+</sup>	H <sub>2</sub> O	0.5 mol/L NaCl	25	$4.8 \times 10^9$	SS/LUM, SL/LUM/SPC; $\tau_0$ = 19 ns (SL/LUM/SPC); OT; [Q] ≤ 0.02 mol/L	766014

TABLE 14. Quenching of excited osmium complexes—Continued

No.	Quencher	Solvent	Solution Medium	T/°C	$k_q$ /L mol <sup>-1</sup> s <sup>-1</sup>	Comments	Ref.
<b>14.5. <i>cis</i>-Os(bpy)<sub>2</sub>(CH<sub>3</sub>CN)<sub>2</sub><sup>2+</sup></b>							
<i>Inorganic Quenchers</i>							
14.5.1.	HgCl <sub>2</sub>	H <sub>2</sub> O	0.01 mol/L HNO <sub>3</sub> ; 0.1 mol/L NaNO <sub>3</sub>	25	9 × 10 <sup>7</sup>	LP/LUM/SST; τ <sub>0</sub> = 0.55 μs; OT	84N050
	HgCl <sub>2</sub>	H <sub>2</sub> O	0.01 mol/L HNO <sub>3</sub> ; 0.1 mol/L NaNO <sub>3</sub> ; 0.01 mol/L SLS	25	2.7 × 10 <sup>6</sup>	LP/LUM/SST; τ <sub>0</sub> = 0.64 μs; OT	84N050
<b>14.6. Os(bpy)[1,2-bis(dimethylarsino)benzene]<sub>2</sub><sup>2+</sup></b>							
<i>Inorganic Quenchers</i>							
14.6.1.	O <sub>2</sub>	AN			1.2 × 10 <sup>6</sup>	LP/LUM/SST; τ <sub>0</sub> = 1.6 μs; ET; p <sub>O</sub> = 2 × 10 <sup>4</sup> Pa	86S121
<i>Organic Quenchers</i>							
14.6.2.	4,4'-Bis( <i>N,N</i> - dimethylamino)biphenyl	AN	0.1 mol/L LiClO <sub>4</sub>	~23	9.3 × 10 <sup>6</sup>	SS/LUM; τ <sub>0</sub> = 1.6 μs (LP/LUM/AVE); RT	85E347
14.6.3.	4-Bromo- <i>N,N</i> -dimethylaniline	AN	0.1 mol/L LiClO <sub>4</sub>	~23	1.6 × 10 <sup>6</sup>	SS/LUM; τ <sub>0</sub> = 1.6 μs (LP/LUM/AVE); RT	85E347
14.6.4.	<i>N,N</i> -Dibenzyl-vio <sup>2+</sup>	AN	0.1 mol/L LiClO <sub>4</sub>	~23	1.2 × 10 <sup>6</sup>	SS/LUM; τ <sub>0</sub> = 1.6 μs (LP/LUM/AVE); OT	85E347
14.6.5.	<i>N</i> -Ethyl-4-carbomethoxy-py <sup>+</sup>	AN	0.1 mol/L LiClO <sub>4</sub>	~23	1.4 × 10 <sup>8</sup>	SS/LUM; τ <sub>0</sub> = 1.6 μs (LP/LUM/AVE); OT	85E347
14.6.6.	<i>N</i> -Methyl-4-carbomethoxy-py <sup>+</sup>	AN	0.1 mol/L LiClO <sub>4</sub>	~23	1.3 × 10 <sup>8</sup>	SS/LUM; τ <sub>0</sub> = 1.6 μs (LP/LUM/AVE); OT	85E347
14.6.7.	<i>N</i> -Methyl-4-cyano-py <sup>+</sup>	AN	0.1 mol/L LiClO <sub>4</sub>	~23	5.4 × 10 <sup>8</sup>	SS/LUM; τ <sub>0</sub> = 1.6 μs (LP/LUM/AVE); OT	85E347
14.6.8.	MV <sup>2+</sup>	AN	0.1 mol/L LiClO <sub>4</sub>	~23	1.1 × 10 <sup>6</sup>	SS/LUM; τ <sub>0</sub> = 1.6 μs (LP/LUM/AVE); OT	85E347
14.6.9.	Phenothiazine	AN	0.1 mol/L LiClO <sub>4</sub>	~23	9.4 × 10 <sup>6</sup>	SS/LUM; τ <sub>0</sub> = 1.6 μs (LP/LUM/AVE); RT	85E347
14.6.10.	Phenoxathiin	AN	0.1 mol/L LiClO <sub>4</sub>	~23	5.9 × 10 <sup>6</sup>	SS/LUM; τ <sub>0</sub> = 1.6 μs (LP/LUM/AVE); RT	85E347
14.6.11.	Triphenylamine	AN	0.1 mol/L LiClO <sub>4</sub>	~23	9.8 × 10 <sup>8</sup>	SS/LUM; τ <sub>0</sub> = 1.6 μs (LP/LUM/AVE); RT	85E347
14.6.12.	Tris(4-bromophenyl)amine	AN		23	1.0 × 10 <sup>8</sup>	SS/LUM; τ <sub>0</sub> = 1.6 μs; RT	82S130
	Tris(4-bromophenyl)amine	AN	0.1 mol/L LiClO <sub>4</sub>	~23	2.0 × 10 <sup>8</sup>	SS/LUM; τ <sub>0</sub> = 1.6 μs (LP/LUM/AVE); RT	85E347
<b>14.7. Os(bpy)[<i>cis</i>-1,2-bis(diphenylphosphino)ethene]<sub>2</sub><sup>2+</sup></b>							
<i>Organic Quenchers</i>							
14.7.1.	<i>N,N</i> -Dibenzyl-vio <sup>2+</sup>	AN	0.1 mol/L LiClO <sub>4</sub>	~23	3.0 × 10 <sup>8</sup>	SS/LUM; τ <sub>0</sub> = 1.7 μs (LP/LUM/AVE); OT	85E347

TABLE 14. Quenching of excited osmium complexes—Continued

No.	Quencher	Solvent	Solution Medium	T/°C	$k_q$ /L mol <sup>-1</sup> s <sup>-1</sup>	Comments	Ref.
<b>14.7. Os(bpy)<sub>2</sub>[cis-1,2-bis(diphenylphosphino)ethene]<sub>2</sub><sup>2+</sup>—Continued</b>							
14.7.2.	<i>N</i> -Ethyl-4-carbomethoxy-py <sup>+</sup>	AN	0.1 mol/L LiClO <sub>4</sub>	~23	1.4 × 10 <sup>6</sup>	SS/LUM; τ <sub>0</sub> = 1.7 μs (LP/LUM/AVE); OT	85E347
14.7.3.	<i>N</i> -Methyl-4-carbomethoxy-py <sup>+</sup>	AN	0.1 mol/L LiClO <sub>4</sub>	~23	1.5 × 10 <sup>6</sup>	SS/LUM; τ <sub>0</sub> = 1.7 μs (LP/LUM/AVE); OT	85E347
14.7.4.	<i>N</i> -Methyl-4-cyano-py <sup>+</sup>	AN	0.1 mol/L LiClO <sub>4</sub>	~23	1.7 × 10 <sup>7</sup>	SS/LUM; τ <sub>0</sub> = 1.7 μs (LP/LUM/AVE); OT	85E347
14.7.5.	MV <sup>2+</sup>	AN	0.1 mol/L LiClO <sub>4</sub>	~23	1.7 × 10 <sup>8</sup>	SS/LUM; τ <sub>0</sub> = 1.7 μs (LP/LUM/AVE); OT	85E347
<b>14.8. Os(bpy)<sub>2</sub>[bis(diphenylphosphino)methane]<sub>2</sub><sup>2+</sup></b>							
<i>Organic Quenchers</i>							
14.8.1.	1,4-Bis( <i>N,N</i> -dimethylamino)benzene	AN	0.1 mol/L LiClO <sub>4</sub>	~23	9.5 × 10 <sup>9</sup>	SS/LUM; τ <sub>0</sub> = 0.30 μs (LP/LUM/AVE); RT	85E347
14.8.2.	4,4'-Bis( <i>N,N</i> -dimethylamino)biphenyl	AN	0.1 mol/L LiClO <sub>4</sub>	~23	5.3 × 10 <sup>9</sup>	SS/LUM; τ <sub>0</sub> = 0.30 μs (LP/LUM/AVE); RT	85E347
14.8.3.	4-Eromo- <i>N,N</i> -dimethylaniline	AN	0.1 mol/L LiClO <sub>4</sub>	~23	6.3 × 10 <sup>7</sup>	SS/LUM; τ <sub>0</sub> = 0.30 μs (LP/LUM/AVE); RT	85E347
14.8.4.	2-Chlorophenothiazine	AN	0.1 mol/L LiClO <sub>4</sub>	~23	1.5 × 10 <sup>9</sup>	SS/LUM; τ <sub>0</sub> = 0.30 μs (LP/LUM/AVE); RT	85E347
14.8.5.	<i>N,N'</i> -Dibenzyl-vio <sup>2+</sup>	AN	0.1 mol/L LiClO <sub>4</sub>	~23	1.4 × 10 <sup>9</sup>	SS/LUM; τ <sub>0</sub> = 0.30 μs (LP/LUM/AVE); OT	85E347
14.8.6.	<i>N</i> -Ethyl-3-carbamyl-py <sup>+</sup>	AN	0.1 mol/L LiClO <sub>4</sub>	~23	1.5 × 10 <sup>8</sup>	SS/LUM; τ <sub>0</sub> = 0.30 μs (LP/LUM/AVE); OT; Q designated as "carbamido" compound	85E347
14.8.7.	<i>N</i> -Ethyl-4-carbamyl-py <sup>+</sup>	AN	0.1 mol/L LiClO <sub>4</sub>	~23	7.4 × 10 <sup>6</sup>	SS/LUM; τ <sub>0</sub> = 0.30 μs (LP/LUM/AVE); OT; Q designated as "carbamido" compound	85E347
14.8.8.	<i>N</i> -Methyl-4-carbomethoxy-py <sup>+</sup>	AN	0.1 mol/L LiClO <sub>4</sub>	~23	1.4 × 10 <sup>8</sup>	SS/LUM; τ <sub>0</sub> = 0.30 μs (LP/LUM/AVE); OT	85E347
14.8.9.	<i>N</i> -Methyl-4-cyano-py <sup>+</sup>	AN	0.1 mol/L LiClO <sub>4</sub>	~23	2.4 × 10 <sup>8</sup>	SS/LUM; τ <sub>0</sub> = 0.30 μs (LP/LUM/AVE); OT	85E347
14.8.10.	MV <sup>2+</sup>	AN	0.1 mol/L LiClO <sub>4</sub>	~23	1.1 × 10 <sup>9</sup>	SS/LUM; τ <sub>0</sub> = 0.30 μs (LP/LUM/AVE); OT	85E347
14.8.11.	Phenothiazine	AN	0.1 mol/L LiClO <sub>4</sub>	~23	3.4 × 10 <sup>9</sup>	SS/LUM; τ <sub>0</sub> = 0.30 μs (LP/LUM/AVE); RT	85E347
14.8.12.	2-(Trifluoromethyl)phenothiazine	AN	0.1 mol/L LiClO <sub>4</sub>	~23	4.7 × 10 <sup>8</sup>	SS/LUM; τ <sub>0</sub> = 0.30 μs (LP/LUM/AVE); RT	85E347

TABLE 14. Quenching of excited osmium complexes—Continued

No.	Quencher	Solvent	Solution Medium	$T/^{\circ}\text{C}$	$k_c$ /L mol <sup>-1</sup> s <sup>-1</sup>	Comments	Ref.
<b>14.9. cis-Os(bpy)<sub>2</sub>(dimethylsulfoxide)<sub>2</sub><sup>2+</sup></b>							
<i>Organic Quenchers</i>							
14.9.1.	4-Bromo- <i>N,N</i> -dimethylaniline	AN	0.1 mol/L LiClO <sub>4</sub>	~23	$6.7 \times 10^9$	SS/LUM; $\tau_0 = 1.5 \mu\text{s}$ (LP/LUM/AVE); RT	85E347
14.9.2.	<i>N,N'</i> -Dibenzyl-vio <sup>2+</sup>	AN	0.1 mol/L LiClO <sub>4</sub>	~23	$5.5 \times 10^8$	SS/LUM; $\tau_0 = 1.5 \mu\text{s}$ (LP/LUM/AVE); OT	85E347
14.9.3.	<i>N</i> -Ethyl-4-carbomethoxy-py <sup>+</sup>	AN	0.1 mol/L LiClO <sub>4</sub>	~23	$3.8 \times 10^6$	SS/LUM; $\tau_0 = 1.5 \mu\text{s}$ (LP/LUM/AVE); OT	85E347
14.9.4.	<i>N</i> -Methyl-4-carbomethoxy-py <sup>+</sup>	AN	0.1 mol/L LiClO <sub>4</sub>	~23	$4.6 \times 10^6$	SS/LUM; $\tau_0 = 1.5 \mu\text{s}$ (LP/LUM/AVE); OT	85E347
14.9.5.	<i>N</i> -Methyl-4-cyano-py <sup>+</sup>	AN	0.1 mol/L LiClO <sub>4</sub>	~23	$7.9 \times 10^7$	SS/LUM; $\tau_0 = 1.5 \mu\text{s}$ (LP/LUM/AVE); OT	85E347
14.9.6.	<i>N</i> -Methylphenothiazine	AN	0.1 mol/L LiClO <sub>4</sub>	~23	$6.6 \times 10^9$	SS/LUM; $\tau_0 = 1.5 \mu\text{s}$ (LP/LUM/AVE); RT	85E347
14.9.7.	MV <sup>2+</sup>	AN	0.1 mol/L LiClO <sub>4</sub>	~23	$5.4 \times 10^8$	SS/LUM; $\tau_0 = 1.5 \mu\text{s}$ (LP/LUM/AVE); OT	85E347
14.9.8.	Phenothiazin	AN	0.1 mol/L LiClO <sub>4</sub>	~23	$9.2 \times 10^9$	SS/LUM; $\tau_0 = 1.5 \mu\text{s}$ (LP/LUM/AVE); RT	85E347
14.9.9.	Phenoxathiin	AN	0.1 mol/L LiClO <sub>4</sub>	~23	$6.2 \times 10^8$	SS/LUM; $\tau_0 = 1.5 \mu\text{s}$ (LP/LUM/AVE); RT	85E347
14.9.10.	Triphenylamine	AN	0.1 mol/L LiClO <sub>4</sub>	~23	$5.4 \times 10^9$	SS/LUM; $\tau_0 = 1.5 \mu\text{s}$ (LP/LUM/AVE); RT	85E347
<b>14.10. Os(phen)<sub>3</sub><sup>2+</sup></b>							
<i>Inorganic Quenchers</i>							
14.10.1.	Co(bpy) <sub>3</sub> <sup>2+</sup>	H <sub>2</sub> O	0.16 mol/L Na <sub>2</sub> SO <sub>4</sub> , Pbuf; pH 7.8; $\mu = 0.5$ ; $[\text{Co}^{\text{II}}]/[\text{L}] = 0.2$	25	$7.4 \times 10^8$	SS/LUM; $\tau_0 = 84 \text{ ns}$ (78E887); OT, ET	85S022
14.10.2.	Co(en) <sub>3</sub> <sup>3+</sup>	H <sub>2</sub> O	0.1 mol/L H <sub>2</sub> SO <sub>4</sub>	~22	$1.0 \times 10^8$	SS/LUM; $\tau_0^{\text{air}} = 75 \text{ ns}$ (LP/LUM/AVE); OT	84A255
14.10.3.	cis-Co(en) <sub>2</sub> Cl <sub>2</sub> <sup>+</sup>	H <sub>2</sub> O	0.1 mol/L H <sub>2</sub> SO <sub>4</sub>	~22	$2.3 \times 10^9$	SS/LUM; $\tau_0^{\text{air}} = 75 \text{ ns}$ (LP/LUM/AVE); OT	84A255
14.10.4.	trans-Co(en) <sub>2</sub> Cl <sub>2</sub> <sup>+</sup>	H <sub>2</sub> O	0.1 mol/L H <sub>2</sub> SO <sub>4</sub>	~22	$2.7 \times 10^9$	SS/LUM; $\tau_0^{\text{air}} = 75 \text{ ns}$ (LP/LUM/AVE); OT	84A255
14.10.5.	cis-Co(en) <sub>2</sub> (H <sub>2</sub> O)Cl <sub>2</sub> <sup>2+</sup>	H <sub>2</sub> O	0.1 mol/L H <sub>2</sub> SO <sub>4</sub>	~22	$9.6 \times 10^8$	SS/LUM; $\tau_0^{\text{air}} = 75 \text{ ns}$ (LP/LUM/AVE); OT	84A255
14.10.6.	cis-Co(en) <sub>2</sub> (NCS) <sub>2</sub> <sup>+</sup>	H <sub>2</sub> O	0.1 mol/L H <sub>2</sub> SO <sub>4</sub>	~22	$1.9 \times 10^7$	SS/LUM; $\tau_0^{\text{air}} = 75 \text{ ns}$ (LP/LUM/AVE); OT	84A255

TABLE 14. Quenching of excited osmium complexes—Continued

No.	Quencher	Solvent	Solution Medium	T/°C	$k_q$ /L mol <sup>-1</sup> s <sup>-1</sup>	Comments	Ref.
<b>14.10. Os(phen)<sub>3</sub><sup>2+</sup>—Continued</b>							
14.10.7.	<i>trans</i> -Co(en) <sub>2</sub> (NCS) <sub>2</sub> <sup>+</sup>	H <sub>2</sub> O	0.1 mol/L H <sub>2</sub> SO <sub>4</sub>	~22	1.7 × 10 <sup>9</sup>	SS/LUM; τ <sub>0</sub> <sup>air</sup> = 75 ns (LP/LUM/AVE); OT	84A255
14.10.8.	<i>cis</i> -Co(en) <sub>2</sub> (NCS)Cl <sup>+</sup>	H <sub>2</sub> O	0.1 mol/L H <sub>2</sub> SO <sub>4</sub>	~22	2.1 × 10 <sup>6</sup>	SS/LUM; τ <sub>0</sub> <sup>air</sup> = 75 ns (LP/LUM/AVE); OT	84A255
14.10.9.	<i>trans</i> -Co(en) <sub>2</sub> (NCS)Cl <sup>+</sup>	H <sub>2</sub> O	0.1 mol/L H <sub>2</sub> SO <sub>4</sub>	~22	1.6 × 10 <sup>6</sup>	SS/LUM; τ <sub>0</sub> <sup>air</sup> = 75 ns (LP/LUM/AVE); OT	84A255
14.10.10.	<i>cis</i> -Co(en) <sub>2</sub> (NH <sub>3</sub> )Cl <sup>2+</sup>	H <sub>2</sub> O	0.1 mol/L H <sub>2</sub> SO <sub>4</sub>	~22	9.3 × 10 <sup>8</sup>	SS/LUM; τ <sub>0</sub> <sup>air</sup> = 75 ns (LP/LUM/SST); OT	84A255
14.10.11.	Co(NH <sub>3</sub> ) <sub>6</sub> <sup>3+</sup>	H <sub>2</sub> O	0.1 mol/L H <sub>2</sub> SO <sub>4</sub>	~22	1.0 × 10 <sup>8</sup>	SS/LUM; τ <sub>0</sub> <sup>air</sup> = 75 ns (LP/LUM/AVE); OT	84A255
14.10.12.	Co(NH <sub>3</sub> ) <sub>5</sub> Cl <sup>2+</sup>	H <sub>2</sub> O	0.1 mol/L H <sub>2</sub> SO <sub>4</sub>	~22	9.3 × 10 <sup>8</sup>	SS/LUM; τ <sub>0</sub> <sup>air</sup> = 75 ns (LP/LUM/AVE); OT	84A255
14.10.13.	Co(NH <sub>3</sub> ) <sub>5</sub> F <sup>2+</sup>	H <sub>2</sub> O	0.1 mol/L H <sub>2</sub> SO <sub>4</sub>	~22	2.9 × 10 <sup>8</sup>	SS/LUM; τ <sub>0</sub> <sup>air</sup> = 75 ns (LP/LUM/AVE); OT	84A255
14.10.14.	Co(NH <sub>3</sub> ) <sub>5</sub> (H <sub>2</sub> O) <sup>3+</sup>	H <sub>2</sub> O	0.1 mol/L H <sub>2</sub> SO <sub>4</sub>	~22	3.7 × 10 <sup>8</sup>	SS/LUM; τ <sub>0</sub> <sup>air</sup> = 75 ns (LP/LUM/AVE); OT	84A255
14.10.15.	Co(NH <sub>3</sub> ) <sub>5</sub> (NCS) <sup>2+</sup>	H <sub>2</sub> O	0.1 mol/L H <sub>2</sub> SO <sub>4</sub>	~22	6.8 × 10 <sup>8</sup>	SS/LUM; τ <sub>0</sub> <sup>air</sup> = 75 ns (LP/LUM/AVE); OT	84A255
14.10.16.	Co(NH <sub>3</sub> ) <sub>5</sub> [OC(O)H] <sup>2+</sup>	H <sub>2</sub> O	0.1 mol/L H <sub>2</sub> SO <sub>4</sub>	~22	4.1 × 10 <sup>8</sup>	SS/LUM; τ <sub>0</sub> <sup>air</sup> = 75 ns (LP/LUM/AVE); OT	84A255
14.10.17.	Fe <sup>3+</sup>	H <sub>2</sub> O	0.5 mol/L H <sub>2</sub> SO <sub>4</sub>		4.0 × 10 <sup>9</sup>	FP/PCM/SST; τ <sub>0</sub> = 84 ns (78Z170); OT, ET?; [Q] ≤ 0.027 mol/L; [Fe <sup>2+</sup> ] = [Fe <sup>3+</sup> ], see Mech. [8]	80E224
14.10.18.	Fe <sup>II</sup> (cytochrome c)	H <sub>2</sub> O	Pbuf; pH 7		>7 × 10 <sup>8</sup>	LP/ABS/AVE; τ <sub>0</sub> = 84 ns (80E040); OT; [Q] = (1-10) × 10 <sup>-5</sup> mol/L; 10.6% of Q as Fe <sup>II</sup>	84A306
14.10.19.	HgCl <sub>2</sub>	H <sub>2</sub> O	0.01 mol/L HNC <sub>3</sub> ; 0.1 mol/L NaNO <sub>3</sub> ; 0.01 mol/L SLS	25	<1.1 × 10 <sup>7</sup>	LP/LUM/SST, SS/LUM; τ <sub>0</sub> = 0.14 μs; OT	84N050
14.10.20.	O <sub>2</sub>	MeOH			5.7 × 10 <sup>9</sup>	SS/LUM; τ <sub>0</sub> = 0.18 μs (75F657); ET	777221
<i>Organic Quenchers</i>							
14.10.21.	<i>N</i> -Benzyl-3-carbamyl-py <sup>+</sup>	AN	0.1 mol/L LiClO <sub>4</sub>	~23	1.6 × 10 <sup>7</sup>	SS/LUM; τ <sub>0</sub> = 0.26 μs (LP/LUM/AVE); OT; Q designated as "carbamido" compound	85E347



TABLE 14. Quenching of excited osmium complexes—Continued

No.	Quencher	Solvent	Solution Medium	$T/^{\circ}\text{C}$	$k_q$ /L mol <sup>-1</sup> s <sup>-1</sup>	Comments	Ref.
<b>14.10. Os(phen)<sub>2</sub><sup>2+</sup>—Continued</b>							
14.10.22.	1,4-Bis( <i>N,N</i> -dimethylamino)benzene	AN	0.1 mol/L LiClO <sub>4</sub>	~23	$2.1 \times 10^9$	SS/LUM; $\tau_0 = 0.26 \mu\text{s}$ (LP/LUM/AVE); RT	85E347
14.10.23.	4,4'-Bis( <i>N,N</i> -dimethylamino)biphenyl	AN	0.1 mol/L LiClO <sub>4</sub>	~23	$1.1 \times 10^9$	SS/LUM; $\tau_0 = 0.26 \mu\text{s}$ (LP/LUM/AVE); RT	85E347
14.10.24.	<i>N</i> -Ethyl-3-carbamyl-py <sup>+</sup>	AN	0.1 mol/L LiClO <sub>4</sub>	~23	$2.4 \times 10^6$	SS/LUM; $\tau_0 = 0.26 \mu\text{s}$ (LP/LUM/AVE); OT; Q designated as "carbamido" compound	85E347
14.10.25.	<i>N</i> -Ethyl-4-carbamyl-py <sup>+</sup>	AN	0.1 mol/L LiClO <sub>4</sub>	~23	$9.4 \times 10^8$	SS/LUM; $\tau_0 = 0.26 \mu\text{s}$ (LP/LUM/AVE); OT; Q designated as "carbamido" compound	85E347
14.10.26.	<i>N</i> -Ethyl-4-carbomethoxy-py <sup>+</sup>	AN	0.1 mol/L LiClO <sub>4</sub>	~23	$2.0 \times 10^9$	SS/LUM; $\tau_0 = 0.26 \mu\text{s}$ (LP/LUM/AVE); OT	85E347
14.10.27.	4-Methoxy- <i>N,N</i> -dimethylaniline	AN	0.1 mol/L LiClO <sub>4</sub>	~23	$2.7 \times 10^7$	SS/LUM; $\tau_0 = 0.26 \mu\text{s}$ (LP/LUM/AVE); RT	85E347
14.10.28.	<i>N</i> -Methyl-3-carbamyl-py <sup>+</sup>	AN	0.1 mol/L LiClO <sub>4</sub>	~23	$2.8 \times 10^6$	SS/LUM; $\tau_0 = 0.26 \mu\text{s}$ (LP/LUM/AVE); OT; Q designated as "carbamido" compound	85E347
14.10.29.	<i>N</i> -Methyl-4-carbomethoxy-py <sup>+</sup>	AN	0.1 mol/L LiClO <sub>4</sub>	~23	$1.1 \times 10^9$	SS/LUM; $\tau_0 = 0.26 \mu\text{s}$ (LP/LUM/AVE); OT	85E347
14.10.30.	<i>N</i> -Methyl-4-cyano-py <sup>+</sup>	AN	0.1 mol/L LiClO <sub>4</sub>	~23	$2.9 \times 10^9$	SS/LUM; $\tau_0 = 0.26 \mu\text{s}$ (LP/LUM/AVE); OT	85E347
14.10.31.	MV <sup>2+</sup>	AN	0.1 mol/L LiClO <sub>4</sub>	~23	$3.1 \times 10^9$	SS/LUM; $\tau_0 = 0.26 \mu\text{s}$ (LP/LUM/AVE); OT	85E347
14.10.32.	Phenothiazine	AN	0.1 mol/L LiClO <sub>4</sub>	~23	$8.3 \times 10^6$	SS/LUM; $\tau_0 = 0.26 \mu\text{s}$ (LP/LUM/AVE); RT	85E347
<b>14.11. <i>cis</i>-Os(phen)<sub>2</sub>(CH<sub>3</sub>CN)<sub>2</sub><sup>2+</sup></b>							
<i>Organic Quenchers</i>							
14.11.1.	<i>N</i> -Benzyl-3-carbamyl-py <sup>+</sup>	AN	0.1 mol/L LiClO <sub>4</sub>	~23	$1.2 \times 10^7$	SS/LUM; $\tau_0 = 0.49 \mu\text{s}$ (LP/LUM/AVE); OT; Q designated as "carbamido" compound	85E347
14.11.2.	1,4-Bis( <i>N,N</i> -dimethylamino)benzene	AN	0.1 mol/L LiClO <sub>4</sub>	~23	$5.9 \times 10^9$	SS/LUM; $\tau_0 = 0.49 \mu\text{s}$ (LP/LUM/AVE); RT	85E347
14.11.3.	4,4'-Bis( <i>N,N</i> -dimethylamino)biphenyl	AN	0.1 mol/L LiClO <sub>4</sub>	~23	$2.7 \times 10^9$	SS/LUM; $\tau_0 = 0.49 \mu\text{s}$ (LP/LUM/AVE); RT	85E347

TABLE 14. Quenching of excited osmium complexes—Continued

No.	Quencher	Solvent	Solution Medium	T/°C	$k_q$ /L mol <sup>-1</sup> s <sup>-1</sup>	Comments	Ref.
<b>14.11. cis-Os(phen)<sub>2</sub>(CH<sub>2</sub>CN)<sub>2</sub><sup>2+</sup>—Continued</b>							
14.11.4.	2-Chlorophenothiazine	AN	0.1 mol/L LiClO <sub>4</sub>	~23	1.3 × 10 <sup>7</sup>	SS/LUM; τ <sub>0</sub> = 0.49 μs (LP/LUM/AVE); RT	85E347
14.11.5.	N,N-Dimethylamine	AN	0.1 mol/L LiClO <sub>4</sub>	~23	1.2 × 10 <sup>5</sup>	SS/LUM; τ <sub>0</sub> = 0.49 μs (LP/LUM/AVE); RT	85E347
14.11.6.	N-Ethyl-4-carbamyl-py <sup>+</sup>	AN	0.1 mol/L LiClO <sub>4</sub>	~23	4.4 × 10 <sup>8</sup>	SS/LUM; τ <sub>0</sub> = 0.49 μs (LP/LUM/AVE); OT; Q designated as "carbamido" compound	85E347
14.11.7.	4-Methoxy-N,N-dimethylaniline	AN	0.1 mol/L LiClO <sub>4</sub>	~23	1.6 × 10 <sup>8</sup>	SS/LUM; τ <sub>0</sub> = 0.49 μs (LP/LUM/AVE); RT	85E347
14.11.8.	3-Methoxyphenothiazine	AN	0.1 mol/L LiClO <sub>4</sub>	~23	5.4 × 10 <sup>8</sup>	SS/LUM; τ <sub>0</sub> = 0.49 μs (LP/LUM/AVE); RT	85E347
14.11.9.	N-Methyl-4-carbomethoxy-py <sup>+</sup>	AN	0.1 mol/L LiClO <sub>4</sub>	~23	1.4 × 10 <sup>9</sup>	SS/LUM; τ <sub>0</sub> = 0.49 μs (LP/LUM/AVE); OT	85E347
14.11.10.	N-Methyl-4-cyano-py <sup>+</sup>	AN	0.1 mol/L LiClO <sub>4</sub>	~23	2.2 × 10 <sup>9</sup>	SS/LUM; τ <sub>0</sub> = 0.49 μs (LP/LUM/AVE); OT	85E347
14.11.11.	MV <sup>2+</sup>	AN	0.1 mol/L LiClO <sub>4</sub>	~23	2.4 × 10 <sup>9</sup>	SS/LUM; τ <sub>0</sub> = 0.49 μs (LP/LUM/AVE); OT	85E347
<b>14.12. cis-Os(phen)<sub>2</sub>(CO)Cl<sup>+</sup></b>							
<i>Inorganic Quenchers</i>							
14.12.1.	HgCl <sub>2</sub>	H <sub>2</sub> O	0.01 mol/L HNO <sub>3</sub> ; 0.1 mol/L NaNO <sub>3</sub>	25	6.9 × 10 <sup>8</sup>	LP/LUM/SST; τ <sub>0</sub> = 0.22 μs; OT	84N050
	HgCl <sub>2</sub>	H <sub>2</sub> O	0.01 mol/L HNO <sub>3</sub> ; 0.1 mol/L NaNO <sub>3</sub> ; 0.01 mol/L SLS	25	4.5 × 10 <sup>7</sup>	LP/LUM/SST; τ <sub>0</sub> = 0.25 μs; OT	84N050
<b>14.13. Os(phen)<sub>2</sub>[4,7-(PhSO<sub>2</sub>)<sub>2</sub>phen]</b>							
<i>Inorganic Quenchers</i>							
14.13.1.	O <sub>2</sub>	MeOH			6.8 × 10 <sup>9</sup>	SS/LUM; τ <sub>0</sub> = 93 ns (75F657); ET	777221
<b>14.14. Os(phen)<sub>2</sub>(4,7-Ph<sub>2</sub>phen)<sup>2+</sup></b>							
<i>Inorganic Quenchers</i>							
14.14.1.	O <sub>2</sub>	MeOH			4.6 × 10 <sup>9</sup>	SS/LUM; τ <sub>0</sub> = 0.21 μs (75F657); ET	777221
<b>14.15. Os(phen)<sub>2</sub>cis-1,2-bis(diphenylphosphino)ethene)<sup>2+</sup></b>							
<i>Inorganic Quenchers</i>							
14.15.1.	HgCl <sub>2</sub>	H <sub>2</sub> O	0.01 mol/L HNO <sub>3</sub> ; 0.1 mol/L NaNO <sub>3</sub>	25	3.3 × 10 <sup>8</sup>	LP/LUM/SST; τ <sub>0</sub> = 1.0 μs; OT	84N050

TABLE 14. Quenching of excited osmium complexes—Continued

No.	Quencher	Solvent	Solution Medium	T/°C	$k_q$ /L mol <sup>-1</sup> s <sup>-1</sup>	Comments	Ref.
14.15.	<b>Os(phen)<sub>2</sub>[<i>cis</i>-1,2-bis(diphenylphosphino)ethene]<sup>2+</sup></b> —Continued						
	HgCl <sub>2</sub>	H <sub>2</sub> O	0.01 mol/L HNO <sub>3</sub> ; 0.1 mol/L NaNO <sub>3</sub> ; 0.01 mol/L SLS	25	3.3 × 10 <sup>6</sup>	LP/LUM/SST, SS/LUM; τ <sub>0</sub> = 0.90 μs; OT	84N050
	<i>Organic Quenchers</i>						
14.15.2.	4,4'-Bis( <i>N,N</i> - dimethylamino)biphenyl	AN	0.1 mol/L LiClO <sub>4</sub>	~23	1.2 × 10 <sup>10</sup>	SS/LUM; τ <sub>0</sub> = 1.8 μs (LP/LUM/AVE); RT	85E347
14.15.3.	4-Bromo- <i>N,N</i> -dimethylaniline	AN	0.1 mol/L LiClO <sub>4</sub>	~23	2.3 × 10 <sup>8</sup>	SS/LUM; τ <sub>0</sub> = 1.8 μs (LP/LUM/AVE); RT	85E347
14.15.4.	<i>N,N</i> -Dibenzyl-vio <sup>2+</sup>	AN	0.1 mol/L LiClO <sub>4</sub>	~23	1.3 × 10 <sup>9</sup>	SS/LUM; τ <sub>0</sub> = 1.8 μs (LP/LUM/AVE); OT	85E347
14.15.5.	<i>N</i> -Ethyl-3-carbamyl-py <sup>+</sup>	AN	0.1 mol/L LiClO <sub>4</sub>	~23	4.6 × 10 <sup>6</sup>	SS/LUM; τ <sub>0</sub> = 1.8 μs (LP/LUM/AVE); OT; Q designated as "carbamido" compound	85E347
14.15.6.	<i>N</i> -Ethyl-4-carbamyl-py <sup>+</sup>	AN	0.1 mol/L LiClO <sub>4</sub>	~23	1.7 × 10 <sup>7</sup>	SS/LUM; τ <sub>0</sub> = 1.8 μs (LP/LUM/AVE); OT; Q designated as "carbamido" compound	85E347
14.15.7.	<i>N</i> -Methyl-4-carbamyl-py <sup>+</sup>	AN	0.1 mol/L LiClO <sub>4</sub>	~23	1.3 × 10 <sup>7</sup>	SS/LUM; τ <sub>0</sub> = 1.8 μs (LP/LUM/AVE); OT; Q designated as "carbamido" compound	85E347
14.15.8.	<i>N</i> -Methyl-4-carbomethoxy-py <sup>+</sup>	AN	0.1 mol/L LiClO <sub>4</sub>	~23	2.8 × 10 <sup>8</sup>	SS/LUM; τ <sub>0</sub> = 1.8 μs (LP/LUM/AVE); OT	85E347
14.15.9.	<i>N</i> -Methyl-4-cyano-py <sup>+</sup>	AN	0.1 mol/L LiClO <sub>4</sub>	~23	8.4 × 10 <sup>8</sup>	SS/LUM; τ <sub>0</sub> = 1.8 μs (LP/LUM/AVE); OT	85E347
14.15.10.	<i>N</i> -Methylphenothiazine	AN	0.1 mol/L LiClO <sub>4</sub>	~23	1.9 × 10 <sup>9</sup>	SS/LUM; τ <sub>0</sub> = 1.8 μs (LP/LUM/AVE); RT	85E347
14.15.11.	MV <sup>2+</sup>	AN	0.1 mol/L LiClO <sub>4</sub>	~23	9.8 × 10 <sup>8</sup>	SS/LUM; τ <sub>0</sub> = 1.8 μs (LP/LUM/AVE); OT	85E347
14.15.12.	Phenothiazine	AN	0.1 mol/L LiClO <sub>4</sub>	~23	4.8 × 10 <sup>9</sup>	SS/LUM; τ <sub>0</sub> = 1.8 μs (LP/LUM/AVE); RT	85E347
14.15.13.	Triphenylamine	AN	0.1 mol/L LiClO <sub>4</sub>	~23	5.6 × 10 <sup>7</sup>	SS/LUM; τ <sub>0</sub> = 1.8 μs (LP/LUM/AVE); RT	85E347

TABLE 14. Quenching of excited osmium complexes—Continued

No.	Quencher	Solvent	Solution Medium	T/°C	$k_q$ /L mol <sup>-1</sup> s <sup>-1</sup>	Comments	Ref.
<b>14.16. Os(phen)<sub>2</sub>[bis(diphenylphosphino)methane]<sup>2+</sup></b>							
<i>Inorganic Quenchers</i>							
14.16.1.	HgCl <sub>2</sub>	H <sub>2</sub> O	0.01 mol/L HNO <sub>3</sub> ; 0.1 mol/L NaNO <sub>3</sub>	25	6.9 × 10 <sup>5</sup>	LP/LUM/SST; τ <sub>0</sub> = 0.55 μs; OT; [Q] ≤ 0.007 mol/L; k <sub>q</sub> = ~8 × 10 <sup>8</sup> with SS/LUM	84N050
	HgCl <sub>2</sub>	H <sub>2</sub> O	0.01 mol/L HNO <sub>3</sub> ; 0.1 mol/L NaNO <sub>3</sub> ; 0.01 mol/L SLS	25	5.3 × 10 <sup>6</sup>	LP/LUM/SST; τ <sub>0</sub> = 0.60 μs; OT; [Q] ≤ 0.014 mol/L; k <sub>q</sub> = 6.4 × 10 <sup>8</sup> with SS/LUM	84N050
<i>Organic Quenchers</i>							
14.16.2.	4,4'-Bis( <i>N,N</i> - dimethylamino)biphenyl	AN	0.1 mol/L LiClO <sub>4</sub>	~23	6.2 × 10 <sup>9</sup>	SS/LUM; τ <sub>0</sub> = 1.1 μs (LP/LUM/AVE); RT	85E347
14.16.3.	4-Bromo- <i>N,N</i> -dimethylaniline	AN	0.1 mol/L LiClO <sub>4</sub>	~23	1.0 × 10 <sup>8</sup>	SS/LUM; τ <sub>0</sub> = 1.1 μs (LP/LUM/AVE); RT	85E347
14.16.4.	<i>N,N'</i> -Dibenzyl-vio <sup>2+</sup>	AN	0.1 mol/L LiClO <sub>4</sub>	~23	9.1 × 10 <sup>8</sup>	SS/LUM; τ <sub>0</sub> = 1.1 μs (LP/LUM/AVE); OT	85E347
14.16.5.	<i>N</i> -Ethyl-4-carbamyl-py <sup>+</sup>	AN	0.1 mol/L LiClO <sub>4</sub>	~23	6.8 × 10 <sup>7</sup>	SS/LUM; τ <sub>0</sub> = 1.1 μs (LP/LUM/AVE); OT; Q designated as "carbamido" compound	85E347
14.16.6.	<i>N</i> -Ethyl-4-carbomethoxy-py <sup>+</sup>	AN	0.1 mol/L LiClO <sub>4</sub>	~23	5.8 × 10 <sup>3</sup>	SS/LUM; τ <sub>0</sub> = 1.1 μs (LP/LUM/AVE); OT	85E347
14.16.7.	<i>N</i> -Methyl-4-cyano-py <sup>+</sup>	AN	0.1 mol/L LiClO <sub>4</sub>	~23	1.2 × 10 <sup>9</sup>	SS/LUM; τ <sub>0</sub> = 1.1 μs (LP/LUM/AVE); OT	85E347
14.16.8.	<i>N</i> -Methylphenothiazine	AN	0.1 mol/L LiClO <sub>4</sub>	~23	1.4 × 10 <sup>9</sup>	SS/LUM; τ <sub>0</sub> = 1.1 μs (LP/LUM/AVE); RT	85E347
14.16.9.	MV <sup>2+</sup>	AN	0.1 mol/L LiClO <sub>4</sub>	~23	1.6 × 10 <sup>9</sup>	SS/LUM; τ <sub>0</sub> = 1.1 μs (LP/LUM/AVE); OT	85E347
14.16.10.	Phenothiazine	AN	0.1 mol/L LiClO <sub>4</sub>	~23	3.6 × 10 <sup>9</sup>	SS/LUM; τ <sub>0</sub> = 1.1 μs (LP/LUM/AVE); RT	85E347
14.16.11.	Triphenylamine	AN	0.1 mol/L LiClO <sub>4</sub>	~23	2.1 × 10 <sup>7</sup>	SS/LUM; τ <sub>0</sub> = 1.1 μs (LP/LUM/AVE); RT	85E347
<b>14.17. <i>cis</i>-Os(phen)<sub>2</sub>(dimethylphenylphosphine)<sub>2</sub><sup>2+</sup></b>							
<i>Organic Quenchers</i>							
14.17.1.	1,4-Bis( <i>N,N</i> - dimethylamino)benzene	AN	0.1 mol/L LiClO <sub>4</sub>	~23	6.0 × 10 <sup>9</sup>	SS/LUM; τ <sub>0</sub> = 0.39 μs (LP/LUM/AVE); RT	85E347
14.17.2.	4,4'-Bis( <i>N,N</i> - dimethylamino)biphenyl	AN	0.1 mol/L LiClO <sub>4</sub>	~23	3.6 × 10 <sup>9</sup>	SS/LUM; τ <sub>0</sub> = 0.39 μs (LP/LUM/AVE); RT	85E347

TABLE 14. Quenching of excited osmium complexes—Continued

No.	Quencher	Solvent	Solution Medium	T/°C	$k_q$ /L mol <sup>-1</sup> s <sup>-1</sup>	Comments	Ref.
<b>14.17. cis-Os(phen)<sub>2</sub>(dimethylphenylphosphine)<sub>2</sub><sup>2+</sup>—Continued</b>							
14.17.3.	<i>N,N'</i> -Dibenzyl-vio <sup>2+</sup>	AN	0.1 mol/L LiClO <sub>4</sub>	~23	2.9 × 10 <sup>9</sup>	SS/LUM; τ <sub>0</sub> = 0.39 μs (LP/LUM/AVE); OT	85E347
14.17.4.	<i>N,N</i> -Dimethylaniline	AN	0.1 mol/L LiClO <sub>4</sub>	~23	5.1 × 10 <sup>5</sup>	SS/LUM; τ <sub>0</sub> = 0.39 μs (LP/LUM/AVE); RT	85E347
14.17.5.	<i>N</i> -Ethyl-4-carbamyl-py <sup>+</sup>	AN	0.1 mol/L LiClO <sub>4</sub>	~23	1.2 × 10 <sup>8</sup>	SS/LUM; τ <sub>0</sub> = 0.39 μs (LP/LUM/AVE); OT; Q designated as "carbamido" compound	85E347
14.17.6.	<i>N</i> -Ethyl-4-carbomethoxy-py <sup>+</sup>	AN	0.1 mol/L LiClO <sub>4</sub>	~23	7.7 × 10 <sup>8</sup>	SS/LUM; τ <sub>0</sub> = 0.39 μs (LP/LUM/AVE); OT	85E347
14.17.7.	4-Methoxy- <i>N,N</i> -dimethylaniline	AN	0.1 mol/L LiClO <sub>4</sub>	~23	3.5 × 10 <sup>8</sup>	SS/LUM; τ <sub>0</sub> = 0.39 μs (LP/LUM/AVE); RT	85E347
14.17.8.	<i>N</i> -Methyl-4-carbamyl-py <sup>+</sup>	AN	0.1 mol/L LiClO <sub>4</sub>	~23	1.2 × 10 <sup>8</sup>	SS/LUM; τ <sub>0</sub> = 0.39 μs (LP/LUM/AVE); OT; Q designated as "carbamido" compound	85E347
14.17.9.	<i>N</i> -Methyl-4-carbomethoxy-py <sup>+</sup>	AN	0.1 mol/L LiClO <sub>4</sub>	~23	7.2 × 10 <sup>8</sup>	SS/LUM; τ <sub>0</sub> = 0.39 μs (LP/LUM/AVE); OT	85E347
14.17.10.	<i>N</i> -Methyl-4-cyano-py <sup>+</sup>	AN	0.1 mol/L LiClO <sub>4</sub>	~23	1.9 × 10 <sup>9</sup>	SS/LUM; τ <sub>0</sub> = 0.39 μs (LP/LUM/AVE); OT	85E347
14.17.11.	<i>N</i> -Methylphenothiazine	AN	0.1 mol/L LiClO <sub>4</sub>	~23	2.8 × 10 <sup>7</sup>	SS/LUM; τ <sub>0</sub> = 0.39 μs (LP/LUM/AVE); RT	85E347
14.17.12.	MV <sup>2+</sup>	AN	0.1 mol/L LiClO <sub>4</sub>	~23	2.3 × 10 <sup>9</sup>	SS/LUM; τ <sub>0</sub> = 0.39 μs (LP/LUM/AVE); OT	85E347
14.17.13.	Phenothiazine	AN	0.1 mol/L LiClO <sub>4</sub>	~23	4.4 × 10 <sup>8</sup>	SS/LUM; τ <sub>0</sub> = 0.39 μs (LP/LUM/AVE); RT	85E347
14.17.14.	4, <i>N,N</i> -Trimethylaniline	AN	0.1 mol/L LiClO <sub>4</sub>	~23	1.8 × 10 <sup>8</sup>	SS/LUM; τ <sub>0</sub> = 0.39 μs (LP/LUM/AVE); RT	85E347
<b>14.18. Os(terpy)<sub>2</sub><sup>3+</sup></b>							
<i>Inorganic Quenchers</i>							
14.18.1.	Co(NH <sub>3</sub> ) <sub>5</sub> Cl <sup>2+</sup>	H <sub>2</sub> O	0.5 mol/L H <sub>2</sub> SO <sub>4</sub>	25	8.7 × 10 <sup>8</sup>	LP/LUM/AVE; τ <sub>0</sub> = 0.14 μs; OT; f = ~1	83A077
14.18.2.	HgCl <sub>2</sub>	H <sub>2</sub> O	0.01 mol/L HNO <sub>3</sub> ; 0.1 mol/L NaNO <sub>3</sub>	25	6.6 × 10 <sup>7</sup>	LP/LUM/SST; τ <sub>0</sub> = 0.14 μs; OT	84N050
	HgCl <sub>2</sub>	H <sub>2</sub> O	0.01 mol/L HNO <sub>3</sub> ; 0.1 mol/L NaNO <sub>3</sub> ; 0.01 mol/L SLS	25	1.0 × 10 <sup>7</sup>	LP/LUM/SST; τ <sub>0</sub> = 0.18 μs; OT	84N050

TABLE 14. Quenching of excited osmium complexes—Continued

No.	Quencher	Solvent	Solution Medium	$T/^{\circ}\text{C}$	$k_q$ /L mol <sup>-1</sup> s <sup>-1</sup>	Comments	Ref.
<b>14.18. Os(terpy)<sub>2</sub><sup>2+</sup>—Continued</b>							
<i>Organic Quenchers</i>							
14.18.3.	1,4-Bis( <i>N,N</i> -dimethylamino)benzene	AN	0.1 mol/L LiClO <sub>4</sub>	~23	$7.4 \times 10^9$	SS/LUM; $\tau_0 = 0.27 \mu\text{s}$ (LP/LUM/AVE); RT	85E347
14.18.4.	4,4'-Bis( <i>N,N</i> -dimethylamino)biphenyl	AN	0.1 mol/L LiClO <sub>4</sub>	~23	$2.9 \times 10^9$	SS/LUM; $\tau_0 = 0.27 \mu\text{s}$ (LP/LUM/AVE); RT	85E347
14.18.5.	2-Chlorophenothiazine	AN	0.1 mol/L LiClO <sub>4</sub>	~23	$1.8 \times 10^7$	SS/LUM; $\tau_0 = 0.27 \mu\text{s}$ (LP/LUM/AVE); RT	85E347
14.18.6.	4-Methoxy- <i>N,N</i> -dimethylaniline	AN	0.1 mol/L LiClO <sub>4</sub>	~23	$2.4 \times 10^8$	SS/LUM; $\tau_0 = 0.27 \mu\text{s}$ (LP/LUM/AVE); RT	85E347
14.18.7.	3-Methoxyphenothiazine	AN	0.1 mol/L LiClO <sub>4</sub>	~23	$9.5 \times 10^8$	SS/LUM; $\tau_0 = 0.27 \mu\text{s}$ (LP/LUM/AVE); RT	85E347
14.18.8.	<i>N</i> -Methylphenothiazine	AN	0.1 mol/L LiClO <sub>4</sub>	~23	$9.6 \times 10^6$	SS/LUM; $\tau_0 = 0.27 \mu\text{s}$ (LP/LUM/AVE); RT	85E347
<b>14.19. Os(terpy)[<i>cis</i>-1,2-bis(diphenylphosphino)ethene]Cl<sup>+</sup></b>							
<i>Organic Quenchers</i>							
14.19.1.	1,4-Bis( <i>N,N</i> -dimethylamino)benzene	AN	0.1 mol/L LiClO <sub>4</sub>	~23	$5.4 \times 10^9$	SS/LUM; $\tau_0 = 0.10 \mu\text{s}$ (LP/LUM/AVE); RT	85E347
14.19.2.	4,4'-Bis( <i>N,N</i> -dimethylamino)biphenyl	AN	0.1 mol/L LiClO <sub>4</sub>	~23	$1.7 \times 10^9$	SS/LUM; $\tau_0 = 0.10 \mu\text{s}$ (LP/LUM/AVE); RT	85E347
14.19.3.	2-Chlorophenothiazine	AN	0.1 mol/L LiClO <sub>4</sub>	~23	$4.6 \times 10^7$	SS/LUM; $\tau_0 = 0.10 \mu\text{s}$ (LP/LUM/AVE); RT	85E347
14.19.4.	4-Methoxy- <i>N,N</i> -dimethylaniline	AN	0.1 mol/L LiClO <sub>4</sub>	~23	$1.1 \times 10^8$	SS/LUM; $\tau_0 = 0.10 \mu\text{s}$ (LP/LUM/AVE); RT	85E347
14.19.5.	3-Methoxyphenothiazine	AN	0.1 mol/L LiClO <sub>4</sub>	~23	$4.9 \times 10^8$	SS/LUM; $\tau_0 = 0.10 \mu\text{s}$ (LP/LUM/AVE); RT	85E347
14.19.6.	<i>N</i> -Methylphenothiazine	AN	0.1 mol/L LiClO <sub>4</sub>	~23	$1.2 \times 10^7$	SS/LUM; $\tau_0 = 0.10 \mu\text{s}$ (LP/LUM/AVE); RT	85E347
14.19.7.	Phenothiazine	AN	0.1 mol/L LiClO <sub>4</sub>	~23	$1.9 \times 10^8$	SS/LUM; $\tau_0 = 0.10 \mu\text{s}$ (LP/LUM/AVE); RT	85E347

TABLE 15. Quenching of excited palladium complexes

No.	Quencher	Solvent	Solution Medium	T/°C	$k_q$ /L mol <sup>-1</sup> s <sup>-1</sup>	Comments	Ref.
<b>15.1. Pd(etiochlorin I)</b>							
<i>Inorganic Quenchers</i>							
15.1.1.	Ag(TPP)	Toluene			$2.5 \times 10^9$	FP/LUM/SST; ET	76E693
15.1.2.	Ni(etiochlorin I)	Toluene			$3.1 \times 10^9$	SS/LUM, FP/ABS/SST; ET	74E520
15.1.3.	Ni(TPP)	Toluene			$3.2 \times 10^9$	SS/LUM, FP/ABS/SST; ET	74E520
15.1.4.	Yb(etiochlorin I) <sup>+</sup>	Toluene		20	$1 \times 10^9$	FP/ABS/SST; ET; [Q] ≤ $4.5 \times 10^{-5}$ mol/L	85F493
<i>Organic Quenchers</i>							
15.1.5.	Napthacene	Toluene			$5.3 \times 10^9$	SS/LUM, FP/ABS/SST; ET; [Q] = $(2-7.5) \times 10^{-6}$ mol/L	74E520
15.1.6.	Perylene	Toluene			$5.8 \times 10^9$	SS/LUM, FP/ABS/SST; ET; [Q] = $(1-10) \times 10^{-6}$ mol/L	74E520
<b>15.2. Pd(mesoporphyrin IX dimethyl ester)</b>							
<i>Inorganic Quenchers</i>							
15.2.1.	O <sub>2</sub>	Toluene			$3.8 \times 10^9$	LP/ABS/SST; ET; [Q] = 0.0011 mol/L	81E738
<b>15.3. Pd(octaethylchlorin)</b>							
<i>Inorganic Quenchers</i>							
15.3.1.	Yb(etiochlorin I) <sup>+</sup>	Toluene			$4.2 \times 10^8$	FP/ABS/SST; ET	76E693
<b>15.4. Pd(2,3,7,8,12,13,17,18-octaethylporphyrin)</b>							
<i>Organic Quenchers</i>							
15.4.1.	<i>cis</i> -α-Methylstilbene	Benzene			$2.0 \times 10^5$	SS/LUM; τ <sub>0</sub> = 0.50 ms (FP/LUM/SST); EX; k <sub>q</sub> = $9.7 \times 10^4$ with FP/LUM/SST	78A101
15.4.2.	<i>trans</i> -α-Methylstilbene	Benzene			$6.8 \times 10^5$	SS/LUM; τ <sub>0</sub> = 0.50 ms (FP/LUM/SST); EX	78A101
15.4.3.	MV <sup>2+</sup>	BuN			$1.5 \times 10^9$	SS/LUM; τ <sub>0</sub> = 0.36 ms (FP/LUM/SST); OT	767009
15.4.4.	<i>cis</i> -Stilbene	Benzene			$1.4 \times 10^6$	SS/LUM; τ <sub>0</sub> = 0.50 ms (FP/LUM/SST); EX	78A101
	<i>cis</i> -Stilbene	Pentane			$3.3 \times 10^6$	SS/LUM; τ <sub>0</sub> = 0.56 ms (FP/LUM/SST); EX	78A101
15.4.5.	<i>trans</i> -Stilbene	Benzene			$1.5 \times 10^6$	SS/LUM; τ <sub>0</sub> = 0.50 ms (FP/LUM/SST); EX; k <sub>q</sub> = $5.3 \times 10^5$ with FP/LUM/SST	78A101

TABLE 15. Quenching of excited palladium complexes—Continued

No.	Quencher	Solvent	Solution Medium	$T/^\circ\text{C}$	$k_q$ /L mol <sup>-1</sup> s <sup>-1</sup>	Comments	Ref.
15.4.	<b>Pd(2,3,7,8,12,13,17,18-octaethylporphyrin)</b> —Continued <i>trans</i> -Stilbene	Pentane			$3.3 \times 10^8$	SS/LUM; $\tau_0 = 0.56$ ms (FP/LUM/SST); EX	78A101
15.5.	<b>Pd(tetrabenzoporphyrin)</b> <i>Inorganic Quenchers</i>						
15.5.1.	Ni(etiochlorophyll <i>a</i> )	DMF			$1.1 \times 10^9$	SS/LUM, FP/ABS/SST; ET	74E520
15.6.	<b>Pd(5,10,15,20-tetrakis(1-methylpyridinium-4-yl)porphyrin)]<sup>4+</sup></b> <i>Inorganic Quenchers</i>						
15.6.1.	Co(NH <sub>3</sub> ) <sub>5</sub> Cl <sup>2+</sup>	H <sub>2</sub> O			$1.4 \times 10^8$	FP/ABS/SST; $\tau_0 = 0.17$ ms; OT	83A133
15.6.2.	Fe <sup>3+</sup>	H <sub>2</sub> O			$6.9 \times 10^7$	FP/ABS/SST; $\tau_0 = 0.17$ ms; OT	83A133
15.6.3.	S <sub>2</sub> O <sub>8</sub> <sup>2-</sup>	H <sub>2</sub> O			$1.9 \times 10^8$	FP/ABS/SST; $\tau_0 = 0.17$ ms; OT	83A133
	<i>Organic Quenchers</i>						
15.6.4.	MV <sup>2+</sup>	H <sub>2</sub> O			$3.5 \times 10^4$	FP/ABS/SST; $\tau_0 = 0.17$ ms; OT	83A133
15.7.	<b>Pd(5,10,15,20-tetrakis(4-sulfonatophenyl)porphyrin)]<sup>4-</sup></b> <i>Organic Quenchers</i>						
15.7.1.	<i>N,N'</i> -Dibenzyl-vio <sup>2+</sup>	H <sub>2</sub> O	0.05 mol/L NaCl		$1.1 \times 10^{10}$	SS/LUM; $\tau_0 = 0.20$ ms (FP/LUM/SST)	81N147
15.7.2.	MV <sup>2+</sup>	H <sub>2</sub> O			$4.9 \times 10^9$	SS/LUM; $\tau_0 = 0.20$ ms (FP/LUM/SST)	81N147
	MV <sup>2+</sup>	H <sub>2</sub> O			$1.0 \times 10^{10}$	SS/LUM; $\tau_0 = 0.14$ ms (LP/LUM/AVE); OT	85E552
	MV <sup>2+</sup>	H <sub>2</sub> O	0.05 mol/L NaCl		$3.7 \times 10^9$	SS/LUM; $\tau_0 = 0.20$ ms (FP/LUM/SST)	81N147
	MV <sup>2+</sup>	H <sub>2</sub> O	0.05% PVA		$5.0 \times 10^9$	SS/LUM; $\tau_0 = 0.14$ ms (LP/LUM/AVE); OT	85E552
	MV <sup>2+</sup>	H <sub>2</sub> O	0.5% PVA		$2.8 \times 10^9$	SS/LUM; $\tau_0 = 0.15$ ms (LP/LUM/AVE); OT	85E552
15.8.	<b>Pd(5,10,15,20-tetraphenylporphyrin)</b> <i>Organic Quenchers</i>						
15.8.1.	1,4-Benzoquinone	EtOH			$2.6 \times 10^9$	LP/ABS/SST, SS/LUM; OT; $f = 0.05$	83F182
15.8.2.	<i>N,N</i> -Dimethylaniline	py			$1 \times 10^5$	SS/LUM and LIF; EX; nonlinear S-V plot, see Mech. [1]	79E349
15.8.3.	4-Methoxy- <i>N,N</i> -dimethylaniline	py			$2.2 \times 10^7$	SS/LUM and LIF	79E349



TABLE 15. Quenching of excited palladium complexes—Continued

No.	Quencher	Solvent	Solution Medium	$T/^{\circ}\text{C}$	$k_q$ /L mol <sup>-1</sup> s <sup>-1</sup>	Comments	Ref.
<b>15.8.</b>	<b>Pd(5,10,15,20-tetraphenylporphyrin)—Continued</b>						
15.8.4.	<i>cis</i> -Stilbene	Benzene			$1.8 \times 10^5$	SS/LUM; $\tau_0 = 0.36$ ms (FP/LUM/SST); EX	78A101
15.8.5.	<i>trans</i> -Stilbene	Benzene			$1.0 \times 10^5$	SS/LUM; $\tau_0 = 0.36$ ms (FP/LUM/SST); EX	78A101

TABLE 16. Quenching of excited platinum complexes

No.	Quencher	Solvent	Solution Medium	T/°C	$k_q$ /L mol <sup>-1</sup> s <sup>-1</sup>	Comments	Ref.
<b>16.1. Pt(CN)<sub>4</sub><sup>2-</sup></b>							
<i>Inorganic Quenchers</i>							
16.1.1.	Co(en) <sub>3</sub> <sup>3+</sup>	H <sub>2</sub> O		24.5	1.1 × 10 <sup>9</sup>	SS/LUM; τ <sub>0</sub> = 0.64 μs (LP/LUM/SST); [Q] = 0.081 mol/L; [S] = 0.40 mol/L, as K <sup>+</sup> salt; forms oligomers	82E553
16.1.2.	Cu <sup>II</sup> -EDTA	H <sub>2</sub> O	[Cu]/[L] = 1	24.5	3.3 × 10 <sup>8</sup>	SS/LUM; τ <sub>0</sub> = 0.64 μs (LP/LUM/SST); [Q] = 0.018 mol/L; [S] = 0.40 mol/L, as K <sup>+</sup> salt; forms oligomers	82E553
16.1.3.	Eu <sup>3+</sup>	H <sub>2</sub> O		24	2.1 × 10 <sup>9</sup>	SS/LUM; τ <sub>0</sub> = 0.45 μs (LP/LUM/SST); [Q] = 0.0040-0.0060 mol/L; [S] = 0.092 mol/L, as Ba <sup>2+</sup> salt; forms oligomers	82E553
16.1.4.	Fe(CN) <sub>6</sub> <sup>3-</sup>	H <sub>2</sub> O			5.0 × 10 <sup>7</sup>	SS/LUM; τ <sub>0</sub> = 0.66 μs (LP/LUM/SST); [Q] = 0.0083 mol/L; [S] = 0.44 mol/L, as K <sup>+</sup> salt; forms oligomers	82E553
16.1.5.	Fe <sup>III</sup> -EDTA	H <sub>2</sub> O	[Fe]/[L] = 1	24	1.8 × 10 <sup>9</sup>	SS/LUM; τ <sub>0</sub> = 0.45 μs (LP/LUM/SST); [Q] = ~9 × 10 <sup>-4</sup> mol/L; [S] = 0.092 mol/L, as Ba <sup>2+</sup> salt; forms oligomers	82E553
16.1.6.	IO <sub>3</sub> <sup>-</sup>	H <sub>2</sub> O		24	1.4 × 10 <sup>8</sup>	SS/LUM; τ <sub>0</sub> = 0.64 μs (LP/LUM/SST); [Q] = 0.0091 mol/L; [S] = 0.40 mol/L, as K <sup>+</sup> salt; forms oligomers	82E553
16.1.7.	NO <sub>2</sub> <sup>-</sup>	H <sub>2</sub> O		20.5	2.3 × 10 <sup>8</sup>	SS/LUM; τ <sub>0</sub> = 0.64 μs (LP/LUM/SST); ET; [Q] = 0.001-0.1 mol/L; [S] = 0.40 mol/L, as K <sup>+</sup> salt; forms oligomers	82E553
	NO <sub>2</sub> <sup>-</sup>	H <sub>2</sub> O		21	3.1 × 10 <sup>8</sup>	SS/LUM; τ <sub>0</sub> = 0.54 μs (LP/LUM/SST); ET; [Q] = 0.014-0.055 mol/L; [S] = 0.096 mol/L, as Ba <sup>2+</sup> salt; forms oligomers	82E553

TABLE 16. Quenching of excited platinum complexes—Continued

No.	Quencher	Solvent	Solution Medium	T/°C	$k_q$ /L mol <sup>-1</sup> s <sup>-1</sup>	Comments	Ref.
16.1.	Pt(CN) <sub>4</sub> <sup>2-</sup> —Continued						
16.1.8.	Ni(CN) <sub>4</sub> <sup>2-</sup>	H <sub>2</sub> O		22.5	$1.3 \times 10^6$	SS/LUM; $\tau_0 = 0.64 \mu\text{s}$ (LP/LUM/SST); [Q] = 0.046 mol/L; [S] = 0.40 mol/L, as K <sup>+</sup> salt; forms oligomers	82E553
16.1.9.	O <sub>2</sub>	H <sub>2</sub> O			$3.0 \times 10^9$	LP/LUM/SST; $\tau_0 = 0.64$ $\mu\text{s}$ ; ET; [Q] = (2.8-14) $\times$ $10^{-4}$ mol/L; [S] = 0.33 mol/L, as K <sup>+</sup> salt; forms oligomers	82E553
16.1.10.	S <sub>2</sub> O <sub>8</sub> <sup>2-</sup>	H <sub>2</sub> O		24	$2.2 \times 10^8$	SS/LUM; $\tau_0 = 0.64 \mu\text{s}$ (LP/LUM/SST); [Q] = 0.0092 mol/L; [S] = 0.40 mol/L, as K <sup>+</sup> salt; forms oligomers	82E553
	<i>Organic Quenchers</i>						
16.1.11.	MV <sup>2+</sup>	H <sub>2</sub> O		23.5	$5.6 \times 10^9$	SS/LUM; $\tau_0 = 0.54 \mu\text{s}$ (LP/LUM/SST); [Q] = (5.7-11) $\times 10^{-5}$ mol/L; [S] = 0.099 mol/L, as Ba <sup>2+</sup> salt; forms oligomers	82E553
	MV <sup>2+</sup>	H <sub>2</sub> O		25	$1.2 \times 10^9$	SS/LUM; $\tau_0 = 0.64 \mu\text{s}$ (LP/LUM/SST); [Q] = 0.0036 mol/L; [S] = 0.40 mol/L, as K <sup>+</sup> salt; forms oligomers	82E553
16.2.	Pt <sub>2</sub> [ $\mu$ -diphosphito(2-)-P,P'] <sub>4</sub> <sup>4-</sup>						
	<i>Inorganic Quenchers</i>						
16.2.1.	Co(C <sub>6</sub> H <sub>4</sub> COOH) <sub>2</sub> <sup>+</sup>	H <sub>2</sub> O			$1.5 \times 10^9$	LP/LUM/AVE; $\tau_0 = 9.5 \mu\text{s}$ ; 85A161 OT; [Q] = (5-50) $\times 10^{-5}$ mol/L	
16.2.2.	O <sub>2</sub>	H <sub>2</sub> O			$2.4 \times 10^9$	LP/LUM/AVE; $\tau_0 = 9.5 \mu\text{s}$ ; 85A161 ET	
16.2.3.	Rh(bpy) <sub>3</sub> <sup>3+</sup>	H <sub>2</sub> O			$1.5 \times 10^{10}$	LP/LUM/AVE; $\tau_0 = 9.5 \mu\text{s}$ ; 85A161 OT; [Q] = (1-50) $\times 10^{-5}$ mol/L	
16.2.4.	Ru(bpy) <sub>3</sub> <sup>2+</sup>	H <sub>2</sub> O			$1.8 \times 10^{10}$	LP/LUM/AVE; $\tau_0 = 9.5 \mu\text{s}$ ; 85A161 ET; [Q] = (1-20) $\times 10^{-5}$ mol/L	
16.2.5.	S <sub>2</sub> O <sub>8</sub> <sup>2-</sup>	H <sub>2</sub> O			$1.5 \times 10^6$	LP/LUM/AVE; $\tau_0 = 9.5 \mu\text{s}$ ; 85A161 OT; [Q] = 0.001-0.01 mol/L	

TABLE 16. Quenching of excited platinum complexes—Continued

No.	Quencher	Solvent	Solution Medium	T/°C	$k_q$ /L mol <sup>-1</sup> s <sup>-1</sup>	Comments	Ref.
<b>16.2. Pt<sub>2</sub>[μ-diphosphito(2-)-P,P']<sub>4</sub><sup>4-</sup>—Continued</b>							
<i>Organic Quenchers</i>							
16.2.6.	Anthracene	MeOH			$6.2 \times 10^9$	SS/LUM; $\tau_0 = 9.4 \mu\text{s}$ (LP/LUM/AVE); ET; [Q] = (1-10) $\times 10^{-4}$ mol/L	85A161
16.2.7.	Azulene	MeOH			$3.5 \times 10^9$	LP/LUM/AVE; $\tau_0 = 9.4 \mu\text{s}$ ; ET; [Q] = (5-50) $\times 10^{-5}$ mol/L	85A161
16.2.8.	Biphenyl	MeOH			$< 1 \times 10^6$	LP/LUM/AVE; $\tau_0 = 9.4 \mu\text{s}$ ; [Q] = 0.001-0.01 mol/L	85A161
16.2.9.	1,4-Bis(N,N- dimethylamino)benzene	MeOH		~25	$1.1 \times 10^{10}$	SS/LUM; $\tau_0 = 7.1 \mu\text{s}$ (LP/LUM); RT	84E074
	1,4-Bis(N,N- dimethylamino)benzene	MeOH			$1.3 \times 10^{10}$	LP/LUM/AVE; $\tau_0 = 9.4 \mu\text{s}$ ; RT; [Q] = 0.001 mol/L	85A161
16.2.10.	4,4'-Bis(N,N- dimethylamino)biphenyl	MeOH		~25	$3.0 \times 10^9$	SS/LUM; $\tau_0 = 7.1 \mu\text{s}$ (LP/LUM); RT	84E074
	4,4'-Bis(N,N- dimethylamino)biphenyl	MeOH			$6.7 \times 10^8$	SS/LUM; $\tau_0 = 9.4 \mu\text{s}$ (LP/LUM/AVE); RT; [Q] = (1-10) $\times 10^{-4}$ mol/L	85A161
16.2.11.	N,N'-Bis(2-sulfonatoethyl)-(vio <sup>2+</sup> ) zwitterion	H <sub>2</sub> O	0.1 mol/L NaClO <sub>4</sub>	25	$5.5 \times 10^9$	EMI; $\tau_0 = 9.8 \mu\text{s}$ ; OT	81A344
16.2.12.	N,N'-Bis(1-sulfonato-2-propyl)- (vio <sup>2+</sup> ) zwitterion	H <sub>2</sub> O			$4.5 \times 10^9$	LP/LUM/AVE; $\tau_0 = 9.5 \mu\text{s}$ ; OT; [Q] = (2-50) $\times 10^{-5}$ mol/L	85A161
16.2.13.	Carbon tetrachloride	AN			$2 \times 10^9$	SS/LUM; OT	86F089
16.2.14.	Chloroform	AN			$6 \times 10^7$	SS/LUM; OT	86F089
16.2.15.	N,N-Dimethylaniline	MeOH		~25	$1.2 \times 10^7$	SS/LUM; $\tau_0 = 7.1 \mu\text{s}$ (LP/LUM); RT	84E074
	N,N-Dimethylaniline	MeOH			$1.2 \times 10^7$	LP/LUM/AVE; $\tau_0 = 9.4 \mu\text{s}$ ; RT; [Q] = 0.005-0.07 mol/L	85A161
16.2.16.	Diphenylamine	MeOH			$\leq 1 \times 10^6$	SS/LUM; $\tau_0 = 9.4 \mu\text{s}$ (LP/LUM/AVE); [Q] = 0.001-0.01 mol/L	85A161
16.2.17.	Diphenylmethanol	AN		~22	$1 \times 10^5$	HA	85E779
16.2.18.	N-Methylphenothiazine	MeOH			$8.0 \times 10^7$	LP/LUM/AVE; $\tau_0 = 9.4 \mu\text{s}$ ; RT; [Q] = (5-50) $\times 10^{-5}$ mol/L	85A161
16.2.19.	MV <sup>2+</sup>	H <sub>2</sub> O			$1.7 \times 10^{10}$	LP/LUM/AVE; $\tau_0 = 9.5 \mu\text{s}$ ; OT; [Q] = (1-10) $\times 10^{-4}$ mol/L	85A161

TABLE 16. Quenching of excited platinum complexes—Continued

No.	Quencher	Solvent	Solution Medium	$T/^\circ\text{C}$	$k_q$ /L mol <sup>-1</sup> s <sup>-1</sup>	Comments	Ref.
<b>16.2. Pt<sub>2</sub>[μ-diphosphito(2-)-P,P']<sub>4</sub><sup>4-</sup>—Continued</b>							
16.2.20.	Naphthalene	MeOH			$1.2 \times 10^8$	LP/LUM/AVE; $\tau_0 = 9.4 \mu\text{s}$ ; ET; [Q] = 0.001-0.03 mol/L	85A161
16.2.21.	2-Propanol	AN		~22	$1 \times 10^3$	HA	85E779
16.2.22.	Toluene	AN		~22	$1 \times 10^4$	HA	85E779
16.2.23.	Triethylamine	MeOH			$<1 \times 10^6$	SS/LUM; $\tau_0 = 9.4 \mu\text{s}$ (LP/LUM/AVE); [Q] = 0.01-0.08 mol/L	85A161
16.2.24.	4,N,N-Trimethylaniline	MeOH		~25	$3.9 \times 10^7$	SS/LUM; $\tau_0 = 7.1 \mu\text{s}$ (LP/LUM); RT	84E074
16.2.25.	Triphenylamine	MeOH		~25	$1.5 \times 10^8$	SS/LUM; $\tau_0 = 7.1 \mu\text{s}$ (LP/LUM); RT	84E074
<b>16.3. Pt(8-hydroxyquinolato)<sub>2</sub></b>							
<i>Inorganic Quenchers</i>							
16.3.1.	Co(acac) <sub>3</sub>	Acetone		~22	$8.9 \times 10^8$	LP/LUM/SST; ET	83E223
16.3.2.	Co(DMG) <sub>2</sub> (C <sub>2</sub> H <sub>5</sub> )(H <sub>2</sub> O)	Acetone		~22	$3.6 \times 10^9$	LP/LUM/SST; ET	83E223
16.3.3.	Cr(CN) <sub>6</sub> <sup>3-</sup>	DMF		25	$9.2 \times 10^7$	SS/LUM; $\tau_0 = 2.7 \mu\text{s}$ (LP/LUM/SST); ET; see Mech. [6]	86E555
<i>Organic Quenchers</i>							
16.3.4.	1,4-Benzoquinone	AN		25	$2.1 \times 10^{10}$	LP/LUM/SST; OT	86E555
16.3.5.	1-Bromo-4-nitrobenzene	AN		25	$3.2 \times 10^8$	LP/LUM/SST; OT	86E555
16.3.6.	1-Chloro-4-nitrobenzene	AN		25	$1.8 \times 10^8$	LP/LUM/SST; OT	86E555
16.3.7.	1,2-Dinitrobenzene	AN		25	$1.1 \times 10^{10}$	LP/LUM/SST; OT	86E555
16.3.8.	1,3-Dinitrobenzene	AN		25	$7.4 \times 10^9$	LP/LUM/SST; OT	86E555
16.3.9.	1-Fluoro-4-nitrobenzene	AN		25	$2.8 \times 10^7$	LP/LUM/SST; OT	86E555
16.3.10.	MV <sup>2-</sup>	AN	0.01 mol/L TEAP	25	$1.1 \times 10^{10}$	LP/LUM/SST; OT	86E555
16.3.11.	3-Nitrobenzaldehyde	AN		25	$1.1 \times 10^9$	LP/LUM/SST; OT	86E555
16.3.12.	4-Nitrobenzaldehyde	AN		25	$1.2 \times 10^{10}$	LP/LUM/SST; OT	86E555
16.3.13.	Nitrobenzene	AN		25	$5.5 \times 10^8$	LP/LUM/SST; OT	86E555
16.3.14.	3-Nitrobenzonitrile	AN		25	$4.8 \times 10^9$	LP/LUM/SST; OT	86E555
16.3.15.	4-Nitrobenzonitrile	AN		25	$1.0 \times 10^{10}$	LP/LUM/SST; OT	86E555
16.3.16.	4-Nitrotoluene	AN		25	$1.9 \times 10^8$	LP/LUM/SST; OT	86E555
16.3.17.	9,10-phenanthrenequinone	AN		25	$1.7 \times 10^{10}$	LP/LUM/SST; OT	86E555
16.3.18.	Tetracyanoethere	AN		25	$2.4 \times 10^{10}$	LP/LUM/SST; OT	86E555

TABLE 16. Quenching of excited platinum complexes—Continued

No.	Quencher	Solvent	Solution Medium	$T/^{\circ}\text{C}$	$k_q$ /L mol <sup>-1</sup> s <sup>-1</sup>	Comments	Ref.
<b>16.4. Pt(5,10,15,20-tetraphenylporphyrin)</b>							
<i>Organic Quenchers</i>							
16.4.1.	<i>cis</i> -Stilbene	Benzene			$6.7 \times 10^5$	SS/LUM; $\tau_0 = 54 \mu\text{s}$ (FP/LUM/SST); EX	78A101
16.4.2.	<i>trans</i> -Stilbene	Benzene			$5.0 \times 10^5$	SS/LUM; $\tau_0 = 54 \mu\text{s}$ (FP/LUM/SST); EX	78A101

TABLE 17. Quenching of excited rhenium complexes

No.	Quencher	Solvent	Solution Medium	T/°C	$k_q$ /L mol <sup>-1</sup> s <sup>-1</sup>	Comments	Ref.
<b>17.1. fac-Re(CO)<sub>3</sub>(5-Clphen)Cl</b>							
<i>Organic Quenchers</i>							
17.1.1.	Anthracene	CH <sub>2</sub> Cl <sub>2</sub>		25	$> 1.4 \times 10^9$	SS/LUM; $\tau_0 = < 0.65 \mu\text{s}$ (SL/LUM/AVE); ET; [Q] $\leq$ 0.005 mol/L	746021
17.1.2.	trans-Stilbene	CH <sub>2</sub> Cl <sub>2</sub>		25	$> 1.4 \times 10^8$	SS/LUM; $\tau_0 = < 0.65 \mu\text{s}$ (SL/LUM/AVE); ET	746021
<b>17.2. fac-Re(CO)<sub>3</sub>(4,7-Ph<sub>2</sub>phen)Cl</b>							
<i>Organic Quenchers</i>							
17.2.1.	Aniline	AN	0.1 mol/L TBAP	25	$2.0 \times 10^8$	SS/LUM; $\tau_0 = 0.45 \mu\text{s}$ (SL/LUM/AVE); RT	78E397
17.2.2.	1,4-Bis(N,N-dimethylamino)benzene	AN	0.1 mol/L TBAP	25	$8.7 \times 10^9$	SS/LUM; $\tau_0 = 0.45 \mu\text{s}$ (SL/LUM/AVE); RT	78E397
17.2.3.	N,N-Dibenzyl-vio <sup>2+</sup>	AN	0.1 mol/L TBAP	25	$3.3 \times 10^9$	SS/LUM; $\tau_0 = 0.45 \mu\text{s}$ (SL/LUM/AVE); OT	78E397
17.2.4.	1,4-Dimethoxybenzene	AN	0.1 mol/L TBAP	25	$< 2 \times 10^6$	SS/LUM; $\tau_0 = 0.45 \mu\text{s}$ (SL/LUM/AVE); RT	78E397
17.2.5.	MV <sup>2+</sup>	AN	0.1 mol/L TBAP	25	$3.5 \times 10^9$	SS/LUM; $\tau_0 = 0.45 \mu\text{s}$ (SL/LUM/AVE); OT	78E397
17.2.6.	4,N,N-Trimethylaniline	AN	0.1 mol/L TBAP	25	$3.9 \times 10^9$	SS/LUM; $\tau_0 = 0.45 \mu\text{s}$ (SL/LUM/AVE); RT	78E397
<b>17.3. fac-Re(CO)<sub>3</sub>(4-acetylpyridine)<sub>2</sub>I</b>							
<i>Organic Quenchers</i>							
17.3.1.	Triethylamine	CH <sub>2</sub> Cl <sub>2</sub> /C <sub>6</sub> H <sub>6</sub> (1/1)		25	$\sim 1 \times 10^9$	SS/LUM; $\tau_0 = \sim 0.5 \mu\text{s}$ ; RT; [Q] $\leq 0.007$ mol/L	80F316
<b>17.4. fac-Re(CO)<sub>3</sub>(4-benzoylpyridine)<sub>2</sub>Cl</b>							
<i>Organic Quenchers</i>							
17.4.1.	Triethylamine	CH <sub>2</sub> Cl <sub>2</sub> /C <sub>6</sub> H <sub>6</sub> (1/1)		25	$\sim 1 \times 10^9$	SS/LUM; $\tau_0 = \sim 0.5 \mu\text{s}$ ; RT; [Q] $\leq 0.007$ mol/L	80F316
<b>17.5. fac-Re(CO)<sub>3</sub>(bpy)Br</b>							
<i>Organic Quenchers</i>							
17.5.1.	Triethanolamine	DMF	CO <sub>2</sub> satd	25	$3.4 \times 10^7$	SS/LUM; RT (83S051)	86F230
<b>17.6. fac-Re(CO)<sub>3</sub>(phen)Cl</b>							
<i>Organic Quenchers</i>							
17.6.1.	Aniline	AN	0.1 mol/L TBAP	25	$5.8 \times 10^7$	SS/LUM; $\tau_0 = 0.50 \mu\text{s}$ (SL/LUM/AVE); RT	78E397
17.6.2.	1,4-Bis(N,N-dimethylamino)benzene	AN	0.1 mol/L TBAP	25	$5.7 \times 10^9$	SS/LUM; $\tau_0 = 0.50 \mu\text{s}$ (SL/LUM/AVE); RT	78E397
17.6.3.	1,4-Bis(N-phenylamino)benzene	AN	0.1 mol/L TBAP	25	$3.7 \times 10^9$	SS/LUM; $\tau_0 = 0.50 \mu\text{s}$ (SL/LUM/AVE); RT	78E397

TABLE 17. Quenching of excited rhenium complexes—Continued

No.	Quencher	Solvent	Solution Medium	T/°C	$k_q$ /L mol <sup>-1</sup> s <sup>-1</sup>	Comments	Ref.
<b>17.6. fac-Re(CO)<sub>3</sub>(phen)Cl—Continued</b>							
17.6.4.	4-Bromoaniline	AN	0.1 mol/L TBAP	25	$5.4 \times 10^7$	SS/LUM; $\tau_0 = 0.50 \mu\text{s}$ (SL/LUM/AVE); RT	78E397
17.6.5.	1-Chloro-4-nitrobenzene	AN	0.1 mol/L TBAP	25	$2.4 \times 10^8$	SS/LUM; $\tau_0 = 0.50 \mu\text{s}$ (SL/LUM/AVE); OT	78E397
17.6.6.	<i>N,N'</i> -Dibenzyl-vio <sup>2+</sup>	AN	0.1 mol/L TBAP	25	$2.7 \times 10^9$	SS/LUM; $\tau_0 = 0.50 \mu\text{s}$ (SL/LUM/AVE); OT; [Q] ≤ 0.002 mol/L	78E397
17.6.7.	1,4-Dimethoxybenzene	AN	0.1 mol/L TBAP	25	$< 2 \times 10^8$	SS/LUM; $\tau_0 = 0.50 \mu\text{s}$ (SL/LUM/AVE); RT	78E397
17.6.8.	<i>N,N</i> -Dimethylaniline	AN	0.1 mol/L TBAP	25	$9.8 \times 10^8$	SS/LUM; $\tau_0 = 0.50 \mu\text{s}$ (SL/LUM/AVE); RT	78E397
17.6.9.	<i>N,N</i> -Dimethylbenzylamine	AN	0.1 mol/L TBAP	25	$< 2 \times 10^8$	SS/LUM; $\tau_0 = 0.50 \mu\text{s}$ (SL/LUM/AVE); RT	78E397
17.6.10.	4,4'-Dinitrobiphenyl	AN	0.1 mol/L TBAP	25	$1.9 \times 10^9$	SS/LUM; $\tau_0 = 0.50 \mu\text{s}$ (SL/LUM/AVE); OT	78E397
17.6.11.	Diphenylamine	AN	0.1 mol/L TBAP	25	$4.0 \times 10^8$	SS/LUM; $\tau_0 = 0.50 \mu\text{s}$ (SL/LUM/AVE); RT	78E397
17.6.12.	DQ <sup>2+</sup>	AN	0.1 mol/L TBAP	25	$3.6 \times 10^9$	SS/LUM; $\tau_0 = 0.50 \mu\text{s}$ (SL/LUM/AVE); OT	78E397
17.6.13.	<i>N</i> -Methyl-4-carbomethoxy-py <sup>+</sup>	AN	0.1 mol/L TBAP	25	$1.7 \times 10^9$	SS/LUM; $\tau_0 = 0.50 \mu\text{s}$ (SL/LUM/AVE); OT	78E397
17.6.14.	<i>N</i> -Methyl-4-cyano-py <sup>+</sup>	AN	0.1 mol/L TBAP	25	$2.3 \times 10^9$	SS/LUM; $\tau_0 = 0.50 \mu\text{s}$ (SL/LUM/AVE); OT	78E397
17.6.15.	<i>N</i> -Methylphenothiazine	AN	0.1 mol/L TBAP	25	$1.7 \times 10^9$	SS/LUM; $\tau_0 = 0.50 \mu\text{s}$ (SL/LUM/AVE); RT	78E397
17.6.16.	MV <sup>2+</sup>	AN	0.1 mol/L TBAP	25	$3.1 \times 10^9$	SS/LUM; $\tau_0 = 0.50 \mu\text{s}$ (SL/LUM/AVE); OT; [Q] ≤ 0.0024 mol/L	78E397
17.6.17.	3-Nitrobenzaldehyde	AN	0.1 mol/L TBAP	25	$6.4 \times 10^8$	SS/LUM; $\tau_0 = 0.50 \mu\text{s}$ (SL/LUM/AVE); OT	78E397
17.6.18.	4-Nitrobenzaldehyde	AN	0.1 mol/L TBAP	25	$2.6 \times 10^9$	SS/LUM; $\tau_0 = 0.50 \mu\text{s}$ (SL/LUM/AVE); OT	78E397
17.6.19.	4-Nitrotoluene	AN	0.1 mol/L TBAP	25	$< 2 \times 10^7$	SS/LUM; $\tau_0 = 0.50 \mu\text{s}$ (SL/LUM/AVE); OT	78E397
17.6.20.	Tetracyanoethene	AN	0.1 mol/L TBAP	25	$7.4 \times 10^9$	SS/LUM; $\tau_0 = 0.50 \mu\text{s}$ (SL/LUM/AVE); OT	78E397
17.6.21.	4, <i>N,N</i> -Trimethylaniline	AN	0.1 mol/L TBAP	25	$2.1 \times 10^9$	SS/LUM; $\tau_0 = 0.50 \mu\text{s}$ (SL/LUM/AVE); RT	78E397



TABLE 17. Quenching of excited rhenium complexes—Continued

No.	Quencher	Solvent	Solution Medium	$T/^\circ\text{C}$	$k_q$ /L mol <sup>-1</sup> s <sup>-1</sup>	Comments	Ref.
17.6.	<i>fac</i> -Re(CO) <sub>3</sub> (phen)Cl—Continued						
17.6.22.	<i>N,N</i> -(Trimethylene)-phen <sup>2+</sup>	AN	0.1 mo/L TBAP	25	$3.3 \times 10^9$	SS/LUM; $\tau_0 = 0.50 \mu\text{s}$ (SL/LUM/AVE); OT	73E397
17.6.23.	Triphenylamine	AN	0.1 mol/L TBAP	25	$3.3 \times 10^8$	SS/LUM; $\tau_0 = 0.50 \mu\text{s}$ (SL/LUM/AVE); RT	73E397
17.7.	<i>fac</i> -Re(CO) <sub>3</sub> (4-phenylpyridine) <sub>2</sub> Cl						
	<i>Organic Quenchers</i>						
17.7.1.	Naphthalene	CH <sub>2</sub> Cl <sub>2</sub>		25	$\sim 1 \times 10^9$	SS/LUM; $\tau_0 = 1.5 \mu\text{s}$ (SL/LUM/AVE)	79E269
17.7.2.	<i>trans</i> -Stilbene	CH <sub>2</sub> Cl <sub>2</sub>		25	$2.4 \times 10^9$	SS/LUM; $\tau_0 = 1.5 \mu\text{s}$ (SL/LUM/AVE); ET	79E269
17.8.	Re <sub>2</sub> Cl <sub>8</sub> <sup>2-</sup>						
	<i>Organic Quenchers</i>						
17.8.1.	1,4-Bis( <i>N,N</i> -dimethylamino)benzene	AN	$\mu = 0.1$ (TBAP)	25	$5.4 \times 10^9$	SS/LUM; $\tau_0 = 0.14 \mu\text{s}$ (767006); RT	81A315
17.8.2.	4,4'-Bis( <i>N,N</i> -dimethylamino)biphenyl	AN	$\mu = 0.1$ (TBAP)	25	$2.2 \times 10^9$	SS/LUM; $\tau_0 = 0.14 \mu\text{s}$ (767006); RT	81A315
17.8.3.	<i>N,N</i> -Bis(4-methoxyphenyl)amine	AN	$\mu = 0.1$ (TBAP)	25	$1.1 \times 10^9$	SS/LUM; $\tau_0 = 0.14 \mu\text{s}$ (767006); RT	81A315
17.8.4.	<i>N,N</i> -Diethylaniline	AN	$\mu = 0.1$ (TBAP)	25	$2.2 \times 10^6$	SS/LUM; $\tau_0 = 0.14 \mu\text{s}$ (767006); RT	81A315
17.8.5.	<i>N,N</i> -Dimethylaniline	AN	$\mu = 0.1$ (TBAP)	25	$1.5 \times 10^6$	SS/LUM; $\tau_0 = 0.14 \mu\text{s}$ (767006); RT	81A315
17.8.6.	Diphenylamine	AN	$\mu = 0.1$ (TBAP)	25	$6.1 \times 10^6$	SS/LUM; $\tau_0 = 0.14 \mu\text{s}$ (767006); RT	81A315
17.8.7.	<i>N</i> -Methylphenothiazine	AN	$\mu = 0.1$ (TBAP)	25	$9.5 \times 10^6$	SS/LUM; $\tau_0 = 0.14 \mu\text{s}$ (767006); RT	81A315
17.8.8.	Phenothiazine	AN	$\mu = 0.1$ (TBAP)	25	$8.4 \times 10^8$	SS/LUM; $\tau_0 = 0.14 \mu\text{s}$ (767006); RT	81A315
17.8.9.	4, <i>N,N</i> -Trimethylaniline	AN	$\mu = 0.1$ (TBAP)	25	$1.3 \times 10^7$	SS/LUM; $\tau_0 = 0.14 \mu\text{s}$ (767006); RT	81A315

TABLE 18. Quenching of excited rhodium complexes

No.	Quencher	Solvent	Solution Medium	T/°C	$k_q$ /L mol <sup>-1</sup> s <sup>-1</sup>	Comments	Ref.
<b>18.1. Rh(ND<sub>3</sub>)<sub>6</sub><sup>3+</sup></b>							
<i>Inorganic Quenchers</i>							
18.1.1.	OD <sup>-</sup>	D <sub>2</sub> O		9	$1.1 \times 10^{10}$	LP/LUM/AVE; $\tau_0 = 89$ ns; PT	85F123
<b>18.2. Rh(ND<sub>3</sub>)<sub>5</sub>Cl<sup>2+</sup></b>							
<i>Inorganic Quenchers</i>							
18.2.1.	OH <sup>-</sup>	H <sub>2</sub> O		5	$8.1 \times 10^9$	SS/LUM or LP/LUM/SST; PT	82E073
<b>18.3. Rh(NH<sub>3</sub>)<sub>6</sub><sup>3+</sup></b>							
<i>Inorganic Quenchers</i>							
18.3.1.	OH <sup>-</sup>	H <sub>2</sub> O		9	$1.6 \times 10^{10}$	LP/LUM/AVE; $\tau_0 = 40$ ns; PT	85F123
<b>18.4. Rh(NH<sub>3</sub>)<sub>5</sub>Br<sup>2+</sup></b>							
<i>Inorganic Quenchers</i>							
18.4.1.	OH <sup>-</sup>	H <sub>2</sub> O		5	$2.7 \times 10^{10}$	SS/QYP, SS/LUM or LP/LUM/SST; $\tau_0 = 24$ ns; PT; see Mech. [5]	82E073
<b>18.5. Rh(NH<sub>3</sub>)<sub>5</sub>Cl<sup>2+</sup></b>							
<i>Inorganic Quenchers</i>							
18.5.1.	CO <sub>3</sub> <sup>2-</sup>	H <sub>2</sub> O	CABuf; pH 10.1	4	$8.3 \times 10^9$	SS/LUM or LP/LUM/SST; $\tau_0^{\text{und}} = 30$ ns; PT; [Q] ≤ 0.005 mol/L	80E074
18.5.2.	OH <sup>-</sup>	H <sub>2</sub> O		4	$2.1 \times 10^{10}$	SS/LUM or LP/LUM/SST; $\tau_0^{\text{und}} = 30$ ns; PT; [Q] ≤ 0.0025 mol/L	80E074
	OH <sup>-</sup>	H <sub>2</sub> O		25	$9.8 \times 10^{10}$	SS/QYP; $\tau_0 = 14$ ns (79E417); PT; $\tau_0$ at pH 3; see Mech. [5]	84A141
<b>18.6. Rh(NH<sub>3</sub>)<sub>5</sub>I<sup>2+</sup></b>							
<i>Inorganic Quenchers</i>							
18.6.1.	OH <sup>-</sup>	H <sub>2</sub> O		25	$1.9 \times 10^{10}$	LP/LUM/SPC; $\tau_0 = 1.3$ ns; PT; $\tau_0$ at pH 3	84A141
<b>18.7. Rh(4,7-Ph<sub>2</sub>phen)<sub>3</sub><sup>3+</sup></b>							
<i>Organic Quenchers</i>							
18.7.1.	1,2-Diaminobenzene	AN/H <sub>2</sub> O			$8.1 \times 10^9$	LP/ABS/SST; $\tau_0 = 73$ μs; RT; $f = 0.64$	85F184
18.7.2.	1,4-Diaminobenzene	AN/H <sub>2</sub> O			$6.3 \times 10^9$	LP/ABS/SST; $\tau_0 = 73$ μs; RT; $f = 0.78$	85F184
18.7.3.	1,4-Dimethoxybenzene	AN/H <sub>2</sub> O			$4.0 \times 10^9$	LP/ABS/SST; $\tau_0 = 73$ μs; RT; $f = 0.48$	85F184

TABLE 18. Quenching of excited rhodium complexes—Continued

No.	Quencher	Solvent	Solution Medium	T/°C	$k_q$ /L mol <sup>-1</sup> s <sup>-1</sup>	Comments	Ref.
<b>18.7.</b>	<b>Rh(4,7-Ph<sub>2</sub>phen)<sub>3</sub><sup>3+</sup>—Continued</b>						
18.7.4.	3,3'-Dimethyl-4,4'-diaminobiphenyl	AN/H <sub>2</sub> O			$8.4 \times 10^9$	LP/ABS/SST; $\tau_0 = 73 \mu\text{s}$ ; RT; $f = 0.55$	85F184
18.7.5.	Diphenylamine	AN/H <sub>2</sub> O			$9.7 \times 10^9$	LP/ABS/SST; $\tau_0 = 73 \mu\text{s}$ ; RT; $f = 0.38$	85F184
18.7.6.	1,3,5-Trimethoxybenzene	AN/H <sub>2</sub> O			$4.0 \times 10^9$	LP/ABS/SST; $\tau_0 = 73 \mu\text{s}$ ; RT; $f = 0.45$	85F184
<b>18.8.</b>	<b>cis-Rh(4,7-Ph<sub>2</sub>phen)<sub>2</sub>Cl<sub>2</sub><sup>+</sup></b>						
	<i>Organic Quenchers</i>						
18.8.1.	1,4-Dimethoxybenzene	AN			$4.4 \times 10^8$	LP/ABS/SST; $\tau_0 = 1.0 \mu\text{s}$ ; RT; $f = 0.38$	85F184
18.8.2.	1,2,4-Trimethoxybenzene	AN			$2.9 \times 10^9$	LP/ABS/SST; $\tau_0 = 1.0 \mu\text{s}$ ; RT; $f = 0.34$	85F184
18.8.3.	1,3,5-Trimethoxybenzene	AN			$<1 \times 10^8$	LP/ABS/SST; $\tau_0 = 1.0 \mu\text{s}$ ; RT	85F184
<b>18.9.</b>	<b>cis-Rh(bpy)<sub>2</sub>Cl<sub>2</sub><sup>+</sup></b>						
	<i>Inorganic Quenchers</i>						
18.9.1.	OH <sup>-</sup>	H <sub>2</sub> O		11	$<1 \times 10^7$	SS/LUM or LP/LUM/SST; $\tau_0^{\text{und}} = 52 \text{ ns}$	80E074
<b>18.10.</b>	<b>trans-Rh(cyclam)(CN)<sub>2</sub><sup>+</sup></b>						
	<i>Inorganic Quenchers</i>						
18.10.1.	Cr(CN) <sub>6</sub> <sup>3-</sup>	H <sub>2</sub> O	pH 5.9; $\mu = 0.5$	22	$9.4 \times 10^7$	LP/LUM/AVE; $\tau_0 = 8.0 \mu\text{s}$ ; ET?; [Q] $\leq 0.004 \text{ mol/L}$	83E674
18.10.2.	OH <sup>-</sup>	H <sub>2</sub> O		22	$1.6 \times 10^{10}$	LP/LUM/AVE; $\tau_0 = 8.0 \mu\text{s}$ ; PT?; [Q] $\leq 5 \times 10^{-5}$ mol/L	83E674
<b>18.11.</b>	<b>Rh<sub>2</sub>(1,3-diisocyanopropane)<sub>4</sub><sup>2+</sup> [singlet]</b>						
	<i>Organic Quenchers</i>						
18.11.1.	Benzenophenone	AN			$5.9 \times 10^8$	SS/LUM; $\tau_0 = 1.3 \text{ ns}$ (80A270); OT; same $k_q$ from same lab in 83C021	83F105
18.11.2.	1,4-Benzoquinone	AN			$4.0 \times 10^{10}$	SS/LUM; $\tau_0 = 1.3 \text{ ns}$ (80A270); OT	83F105
18.11.3.	Butyl iodide	AN			$2.6 \times 10^8$	SS/LUM; $\tau_0 = 1.3 \text{ ns}$ (80A270); OT	83F105
18.11.4.	1-Chloro-4-nitrobenzene	AN			$1.2 \times 10^{10}$	SS/LUM; $\tau_0 = 1.3 \text{ ns}$ (80A270); OT; same $k_q$ from same lab in 83C021	83F105

TABLE 18. Quenching of excited rhodium complexes—Continued

No.	Quencher	Solvent	Solution Medium	T/°C	$k_q$ /L mol <sup>-1</sup> s <sup>-1</sup>	Comments	Ref.
<b>18.11. Rh<sub>2</sub>(1,3-dithiocyanopropane)<sub>4</sub><sup>2+</sup> [singlet]—Continued</b>							
18.11.5.	1,4-Dicyanobenzene	AN			$1.9 \times 10^9$	SS/LUM; $\tau_0 = 1.3$ ns (78E003); OT	83C021
18.11.6.	Diethyl fumarate	AN			$6.8 \times 10^9$	SS/LUM; $\tau_0 = 1.3$ ns (80A270); OT; same $k_q$ from same lab in 83C021	83F105
18.11.7.	1,3-Dinitrobenzene	AN			$1.5 \times 10^{10}$	SS/LUM; $\tau_0 = 1.3$ ns (80A270); OT; same $k_q$ from same lab in 83C021	83F105
18.11.8.	1,4-Dinitrobenzene	AN			$1.8 \times 10^{10}$	SS/LUM; $\tau_0 = 1.3$ ns (80A270); OT; same $k_q$ from same lab in 83C021	83F105
18.11.9.	1-Methoxy-2-nitrobenzene	AN			$7.7 \times 10^9$	SS/LUM; $\tau_0 = 1.3$ ns (78E003); OT	83C021
18.11.10.	Methyl 4-nitrobenzoate	AN			$1.4 \times 10^{10}$	SS/LUM; $\tau_0 = 1.3$ ns (80A270); OT; same $k_q$ from same lab in 83C021	83F105
18.11.11.	2-Nitroaniline	AN			$1.2 \times 10^{10}$	SS/LUM; $\tau_0 = 1.3$ ns (78E003); OT	83C021
18.11.12.	4-Nitroaniline	AN			$8.3 \times 10^9$	SS/LUM; $\tau_0 = 1.3$ ns (78E003); OT	83C021
18.11.13.	3-Nitrobenzaldehyde	AN			$1.3 \times 10^{13}$	SS/LUM; $\tau_0 = 1.3$ ns (80A270); OT; same $k_q$ from same lab in 83C021	83F105
18.11.14.	Nitrobenzene	AN			$1.3 \times 10^{13}$	SS/LUM; $\tau_0 = 1.3$ ns (80A270); OT; same $k_q$ from same lab in 83C021	83F105
18.11.15.	Tetrachloro-1,4-benzoquinone	AN			$1.6 \times 10^{10}$	SS/LUM; $\tau_0 = 1.3$ ns (80A270); OT	83F105
<b>18.12. Rh<sub>2</sub>(1,3-dithiocyanopropane)<sub>4</sub><sup>2+</sup> [triplet]</b>							
<i>Organic Quenchers</i>							
18.12.1.	Anthracene	AN		21	$3.4 \times 10^6$	LP/LUM/SST; $\tau_0 = 8.5$ $\mu$ s; ET	80A270
18.12.2.	Azulene	AN		21	$6.3 \times 10^6$	LP/LUM/SST; $\tau_0 = 8.5$ $\mu$ s; ET	80A270
18.12.3.	1,4-Bis( <i>N,N</i> - dimethylamino)benzene	AN		21	$8.7 \times 10^6$	LP/LUM/SST; $\tau_0 = 8.5$ $\mu$ s; RT	80A270
18.12.4.	1,4-Diazabicyclo[2.2.2]octane	AN		21	$3.3 \times 10^6$	LP/LUM/SST; $\tau_0 = 8.5$ $\mu$ s; RT	80A270

TABLE 18. Quenching of excited rhodium complexes—Continued

No.	Quencher	Solvent	Solution Medium	T/°C	$k_q$ /L mol <sup>-1</sup> s <sup>-1</sup>	Comments	Ref.
<b>18.12. Rh<sub>2</sub>(1,3-diisocyanopropane)<sub>4</sub><sup>2+</sup> [triplet]—Continued</b>							
18.12.5.	9,10-Dichloroanthracene	AN		21	$7.3 \times 10^8$	LP/LUM/SST; $\tau_0 = 8.5 \mu\text{s}$ ; ET	80A270
18.12.6.	N,N-Dimethylaniline	AN		21	$<1 \times 10^5$	LP/LUM/SST; $\tau_0 = 8.5 \mu\text{s}$ ; RT	80A270
18.12.7.	N-Methyl-4-carbomethoxy-py <sup>+</sup>	AN	$\mu = 0.0068$ (TBAS)	21	$1.0 \times 10^9$	LP/LUM/SST; $\tau_0 = 8.5 \mu\text{s}$ ; OT	80A270
18.12.8.	N-Methylnicotinamide	AN	$\mu = 0.0067$ (TBAS)	21	$6.3 \times 10^8$	LP/LUM/SST; $\tau_0 = 8.5 \mu\text{s}$ ; OT	80A270
18.12.9.	MV <sup>2+</sup>	AN	$\mu = 0.013$ (TBAS)	21	$1.1 \times 10^9$	LP/LUM/SST; $\tau_0 = 8.5 \mu\text{s}$ ; OT	80A270
18.12.10.	Nicotinamide	AN		21	$<1 \times 10^5$	LP/LUM/SST; $\tau_0 = 8.5 \mu\text{s}$	80A270
18.12.11.	trans-Stilbene	AN		21	$\leq 4 \times 10^5$	LP/LUM/SST; $\tau_0 = 8.5 \mu\text{s}$ ; ET	80A270
<b>18.13. Rh(phen)<sub>3</sub><sup>3+</sup></b>							
<i>Inorganic Quenchers</i>							
18.13.1.	Fe <sup>2+</sup>	H <sub>2</sub> O	$\mu = 1$		$4.0 \times 10^9$	LP/ABS/SST; $\tau_0 = 0.25 \mu\text{s}$ ; RT; $f = 1$	84B055
<i>Organic Quenchers</i>							
18.13.2.	1,4-Dimethoxybenzene	H <sub>2</sub> O			$4.0 \times 10^9$	LP/ABS/SST; $\tau_0 = 0.41 \mu\text{s}$ ; RT; $f = 0.34$	85F184
18.13.3.	1,2,4-Trimethoxybenzene	H <sub>2</sub> O			$4.0 \times 10^9$	LP/ABS/SST; $\tau_0 = 0.41 \mu\text{s}$ ; RT; $f = 0.30$	85F184
<b>18.14. cis-Rh(phen)<sub>2</sub>Cl<sub>2</sub><sup>+</sup></b>							
<i>Organic Quenchers</i>							
18.14.1.	1,2,4-Trimethoxybenzene	AN			$4.1 \times 10^8$	LP/ABS/SST; $\tau_0 = 0.70 \mu\text{s}$ ; RT; $f = 0.065$	85F184
<b>18.15. Rh(5,10,15,20-tetraphenylporphyrin)Cl</b>							
<i>Organic Quenchers</i>							
18.15.1.	MV <sup>2+</sup>	EtOH			$3.0 \times 10^9$	LP/ABS/SST; $\tau_0 = 38 \mu\text{s}$ ; OT; $f = 0.2$ ; $[Q] \leq 3 \times 10^{-4}$ mol/L	86A325
<b>18.16. Rh(5,10,15,20-tetraphenylporphyrin)[OC(O)CH<sub>3</sub>]</b>							
<i>Organic Quenchers</i>							
18.16.1.	MV <sup>2+</sup>	H <sub>2</sub> O/DMF (1/1)		20	$1.3 \times 10^6$	LP/LUM/SST; $\tau_0 = 0.14$ ms; OT; $[Q] = 0.0045\text{--}0.053$ mol/L; $k_q = 8.8 \times 10^6$ with SS/LUM	82F217

TABLE 18. Quenching of excited rhodium complexes—Continued

No.	Quencher	Solvent	Solution Medium	T/°C	$k_q$ /L mol <sup>-1</sup> s <sup>-1</sup>	Comments	Ref.
18.17.	<b>Rh(5,10,15,20-tetraphenylporphyrin)(pyridine)Cl</b>						
	<i>Organic Quenchers</i>						
18.17.1.	MV <sup>2+</sup>	EtOH	0.025 mol/L py		$3.1 \times 10^9$	LP/ABS/SST; $\tau_0 = 0.37 \mu\text{s}$ ; OT; [Q] $\leq 0.0013$ mol/L	86A325

TABLE 19. Quenching of excited ruthenium complexes (except Ru(bpy)<sub>3</sub><sup>2+</sup>)

No.	Quencher	Solvent	Solution Medium	T/°C	$k_q$ /L mol <sup>-1</sup> s <sup>-1</sup>	Comments	Ref.
<b>19.1. Ru(5-Brphen)<sub>3</sub><sup>2+</sup></b>							
<i>Inorganic Quenchers</i>							
19.1.1.	Co(AZAMEsar) <sup>3+</sup>	H <sub>2</sub> O	μ = 0.2 (LiCl)	25	2.0 × 10 <sup>8</sup>	SS/LUM or LP/LUM/AVE; τ <sub>0</sub> = 1.0 μs (766404); ET, OT	84A238
19.1.2.	Co(diAMsar) <sup>3+</sup>	H <sub>2</sub> O	0.16 mol/L LiCl, 0.05 mol/L EtMO; pH 7.5	25	1.5 × 10 <sup>8</sup>	SS/LUM or LP/LUM/AVE; τ <sub>0</sub> = 1.0 μs (766404); ET, OT	84A238
19.1.3.	Co(diAMsarH <sub>2</sub> ) <sup>4+</sup>	H <sub>2</sub> O	0.1 mol/L HCl, 0.1 mol/L LiCl	25	5.9 × 10 <sup>8</sup>	SS/LUM or LP/LUM/AVE; τ <sub>0</sub> = 1.0 μs (766404); ET, OT	84A238
19.1.4.	Co(sep) <sup>3+</sup>	H <sub>2</sub> O	0.2 mol/L LiCl	25	2.8 × 10 <sup>8</sup>	SS/LUM; τ <sub>0</sub> = 1.0 μs (766404); ET, OT	84A238
	Co(sep) <sup>3+</sup>	H <sub>2</sub> O	0.5 mol/L H <sub>2</sub> SO <sub>4</sub>	25	2.2 × 10 <sup>8</sup>	SS/LUM; τ <sub>0</sub> = 1.0 μs (766404); ET, OT	84A238
19.1.5.	Cr <sup>3+</sup>	H <sub>2</sub> O	0.04 mol/L H <sub>2</sub> SO <sub>4</sub> ; μ = 1.0 (MgCl <sub>2</sub> )	25	1.3 × 10 <sup>7</sup>	SS/LUM; τ <sub>0</sub> = 1.0 μs (LP/LUM/AVE); ET	766404
19.1.6.	Cu <sup>2+</sup>	H <sub>2</sub> O	0.25 mol/L H <sub>2</sub> SO <sub>4</sub> ; μ = 0.8-1	25	3.4 × 10 <sup>7</sup>	SL/LUM/SPC; τ <sub>0</sub> = 0.94 μs; ΔH <sup>‡</sup> = 11 kJ/mol; ΔS <sup>‡</sup> = -64 J/mol·K (20-80°C); OT	80A308
	Cu <sup>2+</sup>	H <sub>2</sub> O	0.5 mol/L H <sub>2</sub> SO <sub>4</sub>	25	4.2 × 10 <sup>7</sup>	SS/LUM; τ <sub>0</sub> = 1.0 μs (766404); OT; f = 0.30	78A090
19.1.7.	Eu <sup>3+</sup>	H <sub>2</sub> O	0.025 mol/L HCl, [MgCl <sub>2</sub> ] + [Eu <sup>3+</sup> ] = 0.9 mol/L	25	≤ 5 × 10 <sup>4</sup>	SS/LUM; τ <sub>0</sub> = 1.0 μs (LP/LUM/AVE); Q mainly as EuCl <sup>2+</sup>	766404
19.1.8.	Fe <sup>3+</sup>	H <sub>2</sub> O	0.5 mol/L H <sub>2</sub> SO <sub>4</sub>	25	2.3 × 10 <sup>9</sup>	SS/LUM; τ <sub>0</sub> = 1.0 μs (LP/LUM/AVE); OT	766404
19.1.9.	HgCl <sub>2</sub>	H <sub>2</sub> O	0.01 mol/L HNO <sub>3</sub> , 0.09 mol/L NaNO <sub>3</sub>		4.7 × 10 <sup>8</sup>	LP/LUM/AVE; τ <sub>0</sub> = 1.3 μs; OT	84A077
	HgCl <sub>2</sub>	H <sub>2</sub> O	0.01 mol/L HNO <sub>3</sub> , 0.99 mol/L NaNO <sub>3</sub>		5.8 × 10 <sup>8</sup>	LP/LUM/AVE; τ <sub>0</sub> = 1.3 μs; OT	84A077
	HgCl <sub>2</sub>	H <sub>2</sub> O	0.01 mol/L HNO <sub>3</sub> , 0.01 mol/L SLS		2.9 × 10 <sup>6</sup>	LP/LUM/SST; τ <sub>0</sub> = 2.2 μs; OT	84N034
	HgCl <sub>2</sub>	H <sub>2</sub> O	0.01 mol/L HNO <sub>3</sub> , 0.1 mol/L NaNO <sub>3</sub> , 0.01 mol/L SLS		1.1 × 10 <sup>6</sup>	LP/LUM/SST; τ <sub>0</sub> = 2.2 μs; OT	84N034

TABLE 19. Quenching of excited ruthenium complexes (except Ru(bpy)<sub>3</sub><sup>2+</sup>)—Continued

No.	Quencher	Solvent	Solution Medium	T/°C	$k_q$ /L mol <sup>-1</sup> s <sup>-1</sup>	Comments	Ref.
<b>19.1. Ru(5-Brphen)<sub>3</sub><sup>2+</sup>—Continued</b>							
19.1.10.	HgCl <sub>3</sub> <sup>-</sup>	H <sub>2</sub> O	0.01 mol/L HNO <sub>3</sub> , [NaNO <sub>3</sub> ] + [NaCl] = 0.99 mol/L		1.8 × 10 <sup>9</sup>	LP/LUM/AVE; τ <sub>0</sub> = 1.3 μs; OT; k <sub>q</sub> from Cl <sup>-</sup> titration at fixed [Hg <sup>II</sup> ] <sub>tot</sub>	84A077
	HgCl <sub>3</sub> <sup>-</sup>	H <sub>2</sub> O	0.01 mol/L HNO <sub>3</sub> , 0.1 mol/L NaNO <sub>3</sub> , 0.01 mol/L SLS		~5 × 10 <sup>5</sup>	LP/LUM/SST; τ <sub>0</sub> = 2.2 μs; OT; k <sub>q</sub> from Cl <sup>-</sup> titration at fixed [Hg <sup>II</sup> ] <sub>tot</sub>	84N034
19.1.11.	HgCl <sub>4</sub> <sup>2-</sup>	H <sub>2</sub> O	0.01 mol/L HNO <sub>3</sub> , [NaNO <sub>3</sub> ] + [NaCl] = 0.99 mol/L		2.5 × 10 <sup>8</sup>	LP/LUM/AVE; τ <sub>0</sub> = 1.3 μs; OT; k <sub>q</sub> from Cl <sup>-</sup> titration at fixed [Hg <sup>II</sup> ] <sub>tot</sub>	84A077
19.1.12.	O <sub>2</sub>	H <sub>2</sub> O		25	4.0 × 10 <sup>9</sup>	SS/LUM; τ <sub>0</sub> = 1.0 μs (LP/LUM/AVE); OT?	766404
<i>Organic Quenchers</i>							
19.1.13.	Ascorbate ion	H <sub>2</sub> O	pH 5; μ = 0.7 (Na <sub>2</sub> SO <sub>4</sub> )	25	9.7 × 10 <sup>8</sup>	SS/LUM; τ <sub>0</sub> = 1.0 μs (766404); RT	82A278
<b>19.2. Ru(4,4'-Bu<sub>2</sub>bpy)<sub>3</sub><sup>2+</sup></b>							
<i>Organic Quenchers</i>							
19.2.1.	<i>N</i> -(4-Aminophenyl)aniline	AN	μ = 2 × 10 <sup>-4</sup>		3.0 × 10 <sup>9</sup>	LP/LUM/SST, SS/LUM; τ <sub>0</sub> <sup>air</sup> = 0.11 μs; RT	85A248
19.2.2.	1,4-Bis( <i>N,N</i> -dimethylamino)benzene	AN	μ = 2 × 10 <sup>-4</sup>		5.9 × 10 <sup>9</sup>	LP/LUM/SST, SS/LUM; τ <sub>0</sub> <sup>air</sup> = 0.11 μs; RT	85A248
19.2.3.	1,4-Bis( <i>N</i> -phenylamino)benzene	AN	μ = 2 × 10 <sup>-4</sup>		1.9 × 10 <sup>9</sup>	LP/LUM/SST, SS/LUM; τ <sub>0</sub> <sup>air</sup> = 0.11 μs; RT	85A248
19.2.4.	<i>N,N</i> -Dimethylaniline	AN	μ = 2 × 10 <sup>-4</sup>		1 × 10 <sup>5</sup>	LP/LUM/SST, SS/LUM; τ <sub>0</sub> <sup>air</sup> = 0.11 μs; RT	85A248
19.2.5.	MV <sup>2+</sup>	H <sub>2</sub> O	μ = 0.5	20	7.1 × 10 <sup>8</sup>	SS/LUM; τ <sub>0</sub> <sup>air</sup> = 0.40 μs (SL/LUM/SPC); OT	82S159
19.2.6.	Phenothiazine	AN	μ = 2 × 10 <sup>-4</sup>		1.1 × 10 <sup>9</sup>	LP/LUM/SST, SS/LUM; τ <sub>0</sub> <sup>air</sup> = 0.11 μs; RT	85A248
19.2.7.	4, <i>N,N</i> -Trimethylaniline	AN	μ = 2 × 10 <sup>-4</sup>		4.0 × 10 <sup>7</sup>	LP/LUM/SST, SS/LUM; τ <sub>0</sub> <sup>air</sup> = 0.11 μs; RT	85A248
<b>19.3. Ru[4,4'-(COObz)<sub>2</sub>bpy]<sub>3</sub><sup>2+</sup></b>							
<i>Organic Quenchers</i>							
19.3.1.	<i>N,N</i> -Dimethylaniline	AN	0.1 mol/L TEAP	25	4.7 × 10 <sup>9</sup>	SS/LUM; τ <sub>0</sub> = 1.9 μs; RT	77F920
	<i>N,N</i> -Dimethylaniline	AN			4.7 × 10 <sup>9</sup>	EMI; τ <sub>0</sub> = 1.9 μs (SL/LUM/SPC); RT	776441
19.3.2.	1,2-Dinitrobenzene	AN	0.1 mol/L TEAP	25	2.3 × 10 <sup>6</sup>	SS/LUM; τ <sub>0</sub> = 1.9 μs; OT	77F920
19.3.3.	1,4-Dinitrobenzene	AN	0.1 mol/L TEAP	25	7.1 × 10 <sup>7</sup>	SS/LUM; τ <sub>0</sub> = 1.9 μs; OT	77F920
19.3.4.	Tetracyanoethene	AN	0.1 mol/L TEAP	25	4.0 × 10 <sup>9</sup>	SS/LUM; τ <sub>0</sub> = 1.9 μs; OT	77F920



TABLE 19. Quenching of excited ruthenium complexes (except Ru(bpy)<sub>3</sub><sup>2+</sup>)—Continued

No.	Quencher	Solvent	Solution Medium	T/°C	$k_q$ /L mol <sup>-1</sup> s <sup>-1</sup>	Comments	Ref.
<b>19.4. Ru[4,4'-(COOch)<sub>2</sub>bpy]<sub>3</sub><sup>2+</sup></b>							
<i>Organic Quenchers</i>							
19.4.1.	<i>N,N</i> -Dimethylaniline	AN	0.1 mol/L TEAP	25	$2.3 \times 10^9$	SS/LUM; $\tau_0 = 2.1 \mu\text{s}$ ; RT; $\tau$ in BuN	77F920
	<i>N,N</i> -Dimethylaniline	AN/BuN (3/1)			$2.3 \times 10^9$	EMI; $\tau_0 = 2.1 \mu\text{s}$ (SL/LUM/SPC); RT	776441
19.4.2.	1,2-Dinitrobenzene	AN	0.1 mol/L TEAP	25	$1.8 \times 10^6$	SS/LUM; $\tau_0 = 2.1 \mu\text{s}$ ; OT; $\tau$ in BuN	77F920
19.4.3.	1,4-Dinitrobenzene	AN	0.1 mol/L TEAP	25	$5.5 \times 10^7$	SS/LUM; $\tau_0 = 2.1 \mu\text{s}$ ; OT; $\tau$ in BuN	77F920
19.4.4.	MV <sup>2+</sup>	AN/BuN (3/1)			$1.7 \times 10^7$	EMI; $\tau_0 = 2.1 \mu\text{s}$ (SL/LUM/SPC); OT	776441
	MV <sup>2+</sup>	AN/BuN (1/1)	0.1 mol/L TEAP	25	$1.7 \times 10^7$	SS/LUM; $\tau_0 = 2.1 \mu\text{s}$ ; OT; $\tau$ in BuN	77F920
19.4.5.	Tetracyanoethene	AN	0.1 mol/L TEAP	25	$3.1 \times 10^9$	SS/LUM; $\tau_0 = 2.1 \mu\text{s}$ ; OT; $\tau$ in BuN	77F920
19.4.6.	Triphenylamine	AN	0.1 mol/L TEAP	25	$3.5 \times 10^9$	SS/LUM; $\tau_0 = 2.1 \mu\text{s}$ ; RT; $\tau$ in BuN	77F920
<b>19.5. Ru[4,4'-(COOcyc)<sub>2</sub>bpy]<sub>3</sub><sup>2+</sup></b>							
<i>Organic Quenchers</i>							
19.5.1.	<i>N,N</i> -Dimethylaniline	AN	0.1 mol/L TEAP	25	$4.5 \times 10^9$	SS/LUM; $\tau_0 = 2.2 \mu\text{s}$ ; RT	77F920
	<i>N,N</i> -Dimethylaniline	AN			$4.5 \times 10^9$	EMI; $\tau_0 = 2.2 \mu\text{s}$ (SL/LUM/SPC); RT	776441
19.5.2.	1,2-Dinitrobenzene	AN	0.1 mol/L TEAP	25	$1.9 \times 10^6$	SS/LUM; $\tau_0 = 2.2 \mu\text{s}$ ; OT	77F920
19.5.3.	1,4-Dinitrobenzene	AN	0.1 mol/L TEAP	25	$6.0 \times 10^7$	SS/LUM; $\tau_0 = 2.2 \mu\text{s}$ ; OT	77F920
19.5.4.	MV <sup>2+</sup>	AN			$1.7 \times 10^8$	EMI; $\tau_0 = 2.2 \mu\text{s}$ (SL/LUM/SPC); OT	776441
	MV <sup>2+</sup>	AN/BuN (1/1)	0.1 mol/L TEAP	25	$1.7 \times 10^8$	SS/LUM; $\tau_0 = 2.2 \mu\text{s}$ ; OT; $\tau$ in AN	77F920
19.5.5.	Tetracyanoethene	AN	0.1 mol/L TEAP	25	$8.8 \times 10^9$	SS/LUM; $\tau_0 = 2.2 \mu\text{s}$ ; OT	77F920
19.5.6.	Triphenylamine	AN	0.1 mol/L TEAP	25	$1.5 \times 10^9$	SS/LUM; $\tau_0 = 2.2 \mu\text{s}$ ; RT	77F920
<b>19.6. Ru[4,4'-(COOdec)<sub>2</sub>bpy]<sub>3</sub><sup>2+</sup></b>							
<i>Organic Quenchers</i>							
19.6.1.	<i>N,N</i> -Dimethylaniline	AN	0.1 mol/L TEAP	25	$4.3 \times 10^9$	SS/LUM; $\tau_0 = 2.2 \mu\text{s}$ ; RT	77F920
	<i>N,N</i> -Dimethylaniline	AN			$4.3 \times 10^9$	EMI; $\tau_0 = 2.2 \mu\text{s}$ (SL/LUM/SPC); RT	776441
19.6.2.	1,2-Dinitrobenzene	AN	0.1 mol/L TEAP	25	$2.0 \times 10^6$	SS/LUM; $\tau_0 = 2.2 \mu\text{s}$ ; OT	77F920
19.6.3.	1,4-Dinitrobenzene	AN	0.1 mol/L TEAP	25	$5.0 \times 10^7$	SS/LUM; $\tau_0 = 2.2 \mu\text{s}$ ; OT	77F920

TABLE 19. Quenching of excited ruthenium complexes (except: Ru(bpy)<sub>3</sub><sup>2+</sup>)—Continued

No.	Quencher	Solvent	Solution Medium	T/°C	$k_q$ /L mol <sup>-1</sup> s <sup>-1</sup>	Comments	Ref.
19.6.	Ru[4,4'-(COOdec) <sub>2</sub> bpy] <sub>3</sub> <sup>2+</sup> —Continued						
19.6.4.	Tetracyanoethene	AN	0.1 mol/L TEAP	25	$7.1 \times 10^9$	SS/LUM; $\tau_0 = 2.2 \mu\text{s}$ ; OT	77F920
19.7.	Ru[4,4'-(COOet) <sub>2</sub> bpy] <sub>3</sub> <sup>2+</sup>						
	<i>Organic Quenchers</i>						
19.7.1.	OrgQue11	AN?			$1.3 \times 10^6$	RT	86F005
19.7.2.	OrgQue12	AN?			$1.4 \times 10^6$	RT	86F005
19.8.	Ru[4,4'-(COOnap) <sub>2</sub> bpy] <sub>3</sub> <sup>2+</sup>						
	<i>Organic Quenchers</i>						
19.8.1.	<i>N,N</i> -Dimethylaniline	AN	0.1 mol/L TEAP	25	$4.1 \times 10^9$	SS/LUM; $\tau_0 = 2.2 \mu\text{s}$ ; RT	77F920
	<i>N,N</i> -Dimethylaniline	AN			$4.1 \times 10^9$	EMI; $\tau_0 = 2.2 \mu\text{s}$ (SL/LUM/SPC); RT	776441
19.8.2.	1,2-Dinitrobenzene	AN	0.1 mol/L TEAP	25	$2.5 \times 10^8$	SS/LUM; $\tau_0 = 2.2 \mu\text{s}$ ; OT	77F920
19.8.3.	1,4-Dinitrobenzene	AN	0.1 mol/L TEAP	25	$6.0 \times 10^7$	SS/LUM; $\tau_0 = 2.2 \mu\text{s}$ ; OT	77F920
19.8.4.	MV <sup>2+</sup>	AN			$1.6 \times 10^8$	EMI; $\tau_0 = 2.2 \mu\text{s}$ (SL/LUM/SPC); OT	776441
	MV <sup>2+</sup>	AN/BuN (1/1)	0.1 mol/L TEAP	25	$1.6 \times 10^8$	SS/LUM; $\tau_0 = 2.2 \mu\text{s}$ ; OT; $\tau$ in AN	77F920
19.8.5.	Tetracyanoethene	AN	0.1 mol/L TEAP	25	$8.8 \times 10^9$	SS/LUM; $\tau_0 = 2.2 \mu\text{s}$ ; OT	77F920
19.9.	Ru[4,4'-(COOpr) <sub>2</sub> bpy] <sub>3</sub> <sup>2+</sup>						
	<i>Organic Quenchers</i>						
19.9.1.	Benzophenone-2-diazonium cation	AN			$2.5 \times 10^{10}$	SS/LUM; OT	84F440
19.9.2.	<i>N,N</i> -Dimethylaniline	AN	0.1 mol/L TEAP	25	$3.7 \times 10^9$	SS/LUM; $\tau_0 = 2.4 \mu\text{s}$ ; RT	77F920
	<i>N,N</i> -Dimethylaniline	AN			$3.7 \times 10^9$	EMI; $\tau_0 = 2.4 \mu\text{s}$ (SL/LUM/SPC); RT	776441
19.9.3.	1,4-Dinitrobenzene	AN	0.1 mol/L TEAP	25	$8.1 \times 10^7$	SS/LUM; $\tau_0 = 2.4 \mu\text{s}$ ; OT	77F920
19.9.4.	MV <sup>2+</sup>	AN			$1.2 \times 10^8$	EMI; $\tau_0 = 2.4 \mu\text{s}$ (SL/LUM/SPC); OT	776441
	MV <sup>2+</sup>	AN/BuN (1/1)	0.1 mol/L TEAP	25	$1.2 \times 10^8$	SS/LUM; $\tau_0 = 2.4 \mu\text{s}$ ; OT; $\tau$ in AN	77F920
19.9.5.	OrgQue9	AN	0.1 mol/L TBAP		$4.2 \times 10^8$	SS/LUM; OT	84F159
19.9.6.	Triethylamine	AN	0.1 mol/L TEAP	25	$1.4 \times 10^8$	SS/LUM; $\tau_0 = 2.4 \mu\text{s}$ ; RT	77F920
19.10.	Ru(4,4'-Cl <sub>2</sub> bpy) <sub>3</sub> <sup>2+</sup>						
	<i>Organic Quenchers</i>						
19.10.1.	MV <sup>2+</sup>	H <sub>2</sub> O/AN (20/1)	$\mu = 0.5$	20	$7.5 \times 10^8$	SS/LUM; $\tau_0^{\text{air}} = 0.33 \mu\text{s}$ (SL/LUM/SPC); OT	82S159

TABLE 19. Quenching of excited ruthenium complexes (except Ru(bpy)<sub>3</sub><sup>2+</sup>)—Continued

No.	Quencher	Solvent	Solution Medium	T/°C	$k_q$ /L mol <sup>-1</sup> s <sup>-1</sup>	Comments	Ref.
<b>19.11. Ru(5-Clphen)<sub>3</sub><sup>2+</sup></b>							
<i>Inorganic Quenchers</i>							
19.11.1.	Co(AMMEsarH) <sup>4+</sup>	H <sub>2</sub> O	0.1 mol/L HCl, 0.1 mol/L LiCl	25	$2.3 \times 10^8$	SS/LUM or LP/LUM/AVE; $\tau_0 = 0.94 \mu\text{s}$ (766404); ET, OT	84A238
19.11.2.	Co(bpy) <sup>2+</sup>	H <sub>2</sub> O	0.05 mol/L Pbuf; pH 6.0; [Co <sup>II</sup> ]/[L] = 4.5	25	$2.7 \times 10^7$	SS/LUM; $\tau_0 = 0.94 \mu\text{s}$ (766404); OT	85S022
19.11.3.	Co(bpy) <sub>3</sub> <sup>2+</sup>	H <sub>2</sub> O	0.16 mol/L Na <sub>2</sub> SO <sub>4</sub> , Pbuf; pH 7.8; $\mu = 0.5$ ; [Co <sup>II</sup> ]/[L] = 0.2	25	$1.3 \times 10^9$	SS/LUM; $\tau_0 = 0.94 \mu\text{s}$ (766404); OT, ET	85S022
	Co(bpy) <sub>3</sub> <sup>2+</sup>	H <sub>2</sub> O	0.05 mol/L Pbuf; pH 8.0; [Co <sup>II</sup> ]/[L] = 0.2	25	$7.9 \times 10^7$	SS/LUM; $\tau_0 = 0.94 \mu\text{s}$ (766404); OT, ET	85S022
19.11.4.	Co(5-Clphen) <sup>2+</sup>	H <sub>2</sub> O	0.05 mol/L Pbuf; pH 6.0; [Co <sup>II</sup> ]/[L] = 4.5	25	$1.7 \times 10^3$	SS/LUM; $\tau_0 = 0.94 \mu\text{s}$ (766404); OT	85S022
19.11.5.	Co(5-Clphen) <sub>3</sub> <sup>2+</sup>	H <sub>2</sub> O	0.05 mol/L Pbuf; pH 8.0; [Co <sup>II</sup> ]/[L] = 0.2	25	$1.3 \times 10^8$	SS/LUM; $\tau_0 = 0.94 \mu\text{s}$ (766404); OT	85S022
19.11.6.	Co(diAMsar) <sup>3+</sup>	H <sub>2</sub> O	0.16 mol/L LiCl, 0.05 mol/L EtMC; pH 7.5	25	$1.4 \times 10^8$	SS/LUM or LP/LUM/AVE; $\tau_0 = 0.94 \mu\text{s}$ (766404); ET, OT; $f = 0.30$ at pH 8.1	84A238
19.11.7.	Co(en) <sub>3</sub> <sup>3+</sup>	H <sub>2</sub> O	ACbuf; pH 4.7; $\mu$ = 0.01 (NaCl)	25	$4.8 \times 10^7$	SS/LUM; $\tau_0 = 0.94 \mu\text{s}$ (84A238); ET, OT; [Q] = (3-90) $\times 10^{-4}$ mol/L	85F161
19.11.8.	Co(4,7-Me <sub>2</sub> phen) <sup>2+</sup>	H <sub>2</sub> O	0.05 mol/L Pbuf; pH 6.0; [Co <sup>II</sup> ]/[L] = 4.5	25	$2.4 \times 10^6$	SS/LUM; $\tau_0 = 0.94 \mu\text{s}$ (766404); OT	85S022
19.11.9.	Co(4,7-Me <sub>2</sub> phen) <sub>3</sub> <sup>2+</sup>	H <sub>2</sub> O	0.05 mol/L Pbuf; pH 8.0; [Co <sup>II</sup> ]/[L] = 0.2	25	$1.2 \times 10^8$	SS/LUM; $\tau_0 = 0.94 \mu\text{s}$ (766404); OT	85S022
19.11.10.	Co(NH <sub>3</sub> ) <sub>6</sub> <sup>3+</sup>	H <sub>2</sub> O	ACbuf; pH 4.7; $\mu$ = 0.01 (NaCl)	25	$3.2 \times 10^7$	SS/LUM; $\tau_0 = 0.94 \mu\text{s}$ (84A238); ET, OT; [Q] = (3-90) $\times 10^{-4}$ mol/L	85F161
19.11.11.	Co(phen) <sup>2+</sup>	H <sub>2</sub> O	0.05 mol/L Pbuf; pH 6.0; [Co <sup>II</sup> ]/[L] = 4.5	25	$6.4 \times 10^7$	SS/LUM; $\tau_0 = 0.94 \mu\text{s}$ (766404); OT	85S022

TABLE 19. Quenching of excited ruthenium complexes (except Ru(bpy)<sub>3</sub><sup>2+</sup>)—Continued

No.	Quencher	Solvent	Solution Medium	T/°C	$k_q$ /L mol <sup>-1</sup> s <sup>-1</sup>	Comments	Ref.
<b>19.11. Ru(5-Clphen)<sub>3</sub><sup>2+</sup>—Continued</b>							
19.11.12.	Co(phsn) <sub>3</sub> <sup>2+</sup>	H <sub>2</sub> O	0.05 mol/L Pbuf; pH 8.0; [Co <sup>II</sup> ]/[L] = 0.2	25	$9.8 \times 10^7$	SS/LUM; $\tau_0 = 0.94 \mu\text{s}$ (766404); OT	85S022
19.11.13.	Co(sep) <sup>3+</sup>	H <sub>2</sub> O	0.2 mol/L LiCl	25	$2.7 \times 10^8$	SS/LUM; $\tau_0 = 0.94 \mu\text{s}$ (766404); ET, OT; $f = 0.35$	84A238
	Co(sep) <sup>3+</sup>	H <sub>2</sub> O	0.5 mol/L H <sub>2</sub> SO <sub>4</sub>	25	$1.0 \times 10^8$	SS/LUM; $\tau_0 = 0.94 \mu\text{s}$ (766404); ET, OT	84A238
19.11.14.	Cr <sup>3+</sup>	H <sub>2</sub> O	0.04 mol/L H <sub>2</sub> SO <sub>4</sub> ; $\mu = 1.0$ (MgCl <sub>2</sub> )	25	$1.2 \times 10^9$	SS/LUM; $\tau_0 = 0.94 \mu\text{s}$ (LP/LUM/AVE); ET	766404
19.11.15.	Cu <sup>2+</sup>	H <sub>2</sub> O	0.5 mol/L H <sub>2</sub> SO <sub>4</sub>	25	$4.0 \times 10^7$	SS/LUM; $\tau_0 = 0.94 \mu\text{s}$ (766404); OT; $f = 0.31$	78A090
19.11.16.	Eu <sup>2+</sup>	H <sub>2</sub> O	0.05 mol/L HCl; $\mu$ = 0.5 (NaCl)	25	$1.0 \times 10^8$	SS/LUM; $\tau_0 = 0.94 \mu\text{s}$ (766404); RT; [Q] = 0.01- 0.09 mol/L	78A087
19.11.17.	Eu <sup>3+</sup>	H <sub>2</sub> O	0.025 mol/L HCl, [MgCl <sub>2</sub> ] + [Eu <sup>3+</sup> ] = 0.9 mol/L	25	$\leq 5 \times 10^4$	SS/LUM; $\tau_0 = 0.94 \mu\text{s}$ (LP/LUM/AVE); Q mainly as EuCl <sup>2+</sup>	766404
19.11.18.	Fe <sup>3+</sup>	H <sub>2</sub> O	0.5 mol/L H <sub>2</sub> SO <sub>4</sub>	25	$2.3 \times 10^9$	SS/LUM; $\tau_0 = 0.94 \mu\text{s}$ (LP/LUM/AVE); OT	766404
19.11.19.	Hg <sup>2+</sup>	H <sub>2</sub> O	0.05 mol/L HNO <sub>3</sub> ; $\mu = 0.063$ (NaNO <sub>3</sub> )	~23	$6.1 \times 10^7$	LP/LUM/AVE; $\tau_0 = 1.1 \mu\text{s}$ ; OT	84A148
	Hg <sup>2+</sup>	H <sub>2</sub> O	0.05 mol/L HNO <sub>3</sub> ; $\mu = 0.5$ (NaNO <sub>3</sub> )	~23	$2.6 \times 10^8$	LP/LUM/AVE; $\tau_0 = 1.1 \mu\text{s}$ ; OT	84A148
19.11.20.	HgCl <sub>2</sub>	H <sub>2</sub> O	0.01 mol/L HNO <sub>3</sub> , 0.09 mol/L NaNO <sub>3</sub>		$3.9 \times 10^8$	SS/LUM, LP/LUM/AVE; $\tau_0$ = 1.2 $\mu\text{s}$ ; OT	84A077
	HgCl <sub>2</sub>	H <sub>2</sub> O	0.01 mol/L HNO <sub>3</sub> , 0.99 mol/L NaNO <sub>3</sub>		$5.8 \times 10^8$	SS/LUM, LP/LUM/AVE; $\tau_0$ = 1.2 $\mu\text{s}$ ; OT	84A077
	HgCl <sub>2</sub>	H <sub>2</sub> O	0.01 mol/L HNO <sub>3</sub> , 0.01 mol/L SLS		$2.5 \times 10^6$	LP/LUM/AVE; $\tau_0 = 2.1 \mu\text{s}$ ; OT	84N034
	HgCl <sub>2</sub>	H <sub>2</sub> O	0.01 mol/L HNO <sub>3</sub> , 0.1 mol/L NaNO <sub>3</sub> , 0.01 mol/L SLS		$1.4 \times 10^6$	LP/LUM/AVE; $\tau_0 = 2.2 \mu\text{s}$ ; OT	84N034
19.11.21.	HgCl <sub>3</sub> <sup>-</sup>	H <sub>2</sub> O	0.01 mol/L HNO <sub>3</sub> , [NaNO <sub>3</sub> ] + [NaCl] = 0.99 mol/L		$2.5 \times 10^9$	LP/LUM/AVE; $\tau_0 = 1.2 \mu\text{s}$ ; OT; $k_q$ from Cl <sup>-</sup> titration at fixed [Hg <sup>II</sup> ] <sub>tot</sub>	84A077

TABLE 19. Quenching of excited ruthenium complexes (except Ru(bpy)<sub>3</sub><sup>2+</sup>)—Continued

No.	Quencher	Solvent	Solution Medium	T/°C	$k_q$ /L mol <sup>-1</sup> s <sup>-1</sup>	Comments	Ref.
<b>19.11. Ru(5-Clphen)<sub>3</sub><sup>2+</sup>—Continued</b>							
	HgCl <sub>3</sub> <sup>-</sup>	H <sub>2</sub> O	0.01 mol/L HNO <sub>3</sub> , 0.1 mcl/L NaNO <sub>3</sub> , 0.01 mol/L SLS		$< 9 \times 10^4$	LP/LUM/AVE; $\tau_0 = 2.2 \mu\text{s}$ ; $k_q$ from Cl <sup>-</sup> titration at fixed [Hg <sup>II</sup> ] <sub>tot</sub>	84N034
19.11.22.	HgCl <sub>4</sub> <sup>2-</sup>	H <sub>2</sub> O	0.01 mol/L HNO <sub>3</sub> , [NaN <sub>3</sub> ] + [NaCl] = 0.99 mol/L		$1.1 \times 10^8$	LP/LUM/AVE; $\tau_0 = 1.2 \mu\text{s}$ ; OT; $k_q$ from Cl <sup>-</sup> titration at fixed [Hg <sup>II</sup> ] <sub>tot</sub>	84A077
19.11.23.	O <sub>2</sub>	H <sub>2</sub> O		25	$3.4 \times 10^9$	SS/LUM; $\tau_0 = 0.94 \mu\text{s}$ (LP/LUM/AVE); OT?	766404
19.11.24.	Os(bpy) <sub>3</sub> <sup>2+</sup>	H <sub>2</sub> O	$\mu = 1.0$ (Na <sub>2</sub> SO <sub>4</sub> )	25	$2.5 \times 10^9$	LP/LUM/SST; $\tau_0 = 0.94$ $\mu\text{s}$ ; ET, RT; [Q] $\leq 0.005$ mol/L	80E040
19.11.25.	Os(NH <sub>3</sub> ) <sub>6</sub> <sup>3+</sup>	H <sub>2</sub> O	0.5 mcl/L H <sub>2</sub> SO <sub>4</sub>	25	$\leq 9 \times 10^6$	SS/LUM or LP/LUM/SST; $\tau_0 = 0.94 \mu\text{s}$ (766404); ET?; [Q] = (3-200) $\times 10^{-4}$ mol/L	82A145
19.11.26.	Os(NH <sub>3</sub> ) <sub>5</sub> Cl <sup>2+</sup>	H <sub>2</sub> O	0.5 mcl/L H <sub>2</sub> SO <sub>4</sub>	25	$\leq 2 \times 10^7$	SS/LUM or LP/LUM/SST; $\tau_0 = 0.94 \mu\text{s}$ (766404); ET?; [Q] = (3-200) $\times 10^{-4}$ mol/L	82A145
19.11.27.	Os(NH <sub>3</sub> ) <sub>5</sub> (H <sub>2</sub> O) <sup>3+</sup>	H <sub>2</sub> O	0.5 mcl/L H <sub>2</sub> SO <sub>4</sub>	25	$\leq 5 \times 10^6$	SS/LUM or LP/LUM/SST; $\tau_0 = 0.94 \mu\text{s}$ (766404); ET?; [Q] = (3-200) $\times 10^{-4}$ mol/L	82A145
19.11.28.	Os(NH <sub>3</sub> ) <sub>5</sub> I <sup>2+</sup>	H <sub>2</sub> O	0.5 mcl/L H <sub>2</sub> SO <sub>4</sub>	25	$3.2 \times 10^8$	SS/LUM or LP/LUM/SST; $\tau_0 = 0.94 \mu\text{s}$ (766404); ET?; [Q] = (3-200) $\times 10^{-4}$ mol/L	82A145
19.11.29.	Os(NH <sub>3</sub> ) <sub>5</sub> (N <sub>2</sub> ) <sup>2+</sup>	H <sub>2</sub> O	0.5 mcl/L H <sub>2</sub> SO <sub>4</sub>	25	$5.2 \times 10^8$	SS/LUM or LP/LUM/SST; $\tau_0 = 0.94 \mu\text{s}$ (766404); RT; [Q] = (3-200) $\times 10^{-4}$ mol/L	82A145
19.11.30.	Rh(bpy) <sub>3</sub> <sup>3+</sup>	H <sub>2</sub> O	0.5 mcl/L H <sub>2</sub> SO <sub>4</sub> ; $\mu = 0.5$	25	$4.1 \times 10^8$	SS/LUM or LP/LUM/SST; OT	81N003
	Rh(bpy) <sub>3</sub> <sup>3+</sup>	H <sub>2</sub> O	0.5 mcl/L NaOH; $\mu = 0.5$	25	$2.8 \times 10^8$	SS/LUM or LP/LUM/SST; OT	81N003
	Rh(bpy) <sub>3</sub> <sup>3+</sup>	H <sub>2</sub> O	0.17 mol/L Na <sub>2</sub> SO <sub>4</sub> ; $\mu = 0.5$	25	$2.1 \times 10^8$	SS/LUM or LP/LUM/SST; $\tau_0 = 0.94 \mu\text{s}$ (766404); OT	82A145
19.11.31.	cis-Rh(bpy) <sub>2</sub> (H <sub>2</sub> O) <sub>2</sub> <sup>3+</sup>	H <sub>2</sub> O	0.5 mcl/L H <sub>2</sub> SO <sub>4</sub> ; $\mu = 0.5$	25	$2.9 \times 10^8$	SS/LUM or LP/LUM/SST; OT	81N003

TABLE 19. Quenching of excited ruthenium complexes (except Ru(bpy)<sub>3</sub><sup>2+</sup>)—Continued

No.	Quencher	Solvent	Solution Medium	T/°C	$k_q$ /L mol <sup>-1</sup> s <sup>-1</sup>	Comments	Ref.
<b>19.11. Ru(5-Clphen)<sub>2</sub><sup>2+</sup>—Continued</b>							
19.11.32.	<i>cis</i> -Rh(bpy) <sub>2</sub> (OH) <sub>2</sub> <sup>+</sup>	H <sub>2</sub> O	0.5 mol/L NaOH; μ = 0.5	25	1.1 × 10 <sup>7</sup>	SS/LUM or LP/LUM/SST; ET	81N003
19.11.33.	Rh(4,4'-Me <sub>2</sub> bpy) <sub>3</sub> <sup>3+</sup>	H <sub>2</sub> O	0.17 mol/L Na <sub>2</sub> SO <sub>4</sub> ; μ = 0.5	25	1 × 10 <sup>6</sup>	SS/LUM or LP/LUM/SST; τ <sub>0</sub> = 0.94 μs (766404); OT	82A145
19.11.34.	Rh(5-Mephen) <sub>3</sub> <sup>3+</sup>	H <sub>2</sub> O	0.17 mol/L Na <sub>2</sub> SO <sub>4</sub> ; μ = 0.5	25	1.6 × 10 <sup>8</sup>	SS/LUM or LP/LUM/SST; τ <sub>0</sub> = 0.94 μs (766404); OT	82A145
19.11.35.	Rh(phen) <sub>3</sub> <sup>3+</sup>	H <sub>2</sub> O	0.5 mol/L H <sub>2</sub> SO <sub>4</sub> ; μ = 0.5	25	5.7 × 10 <sup>8</sup>	SS/LUM or LP/LUM/SST; OT	81N003
19.11.36.	Ti <sup>3+</sup>	H <sub>2</sub> O	1.5 mol/L HCl; μ = 3.0 (LiCl)	25	6.2 × 10 <sup>6</sup>	LP/LUM/SST; τ <sub>0</sub> = 0.72 μs; ET; 20-60% Ti <sup>3+</sup> coordinated by Cl <sup>-</sup>	79A183
<i>Organic Quenchers</i>							
19.11.37.	Ascorbate ion	H <sub>2</sub> O	pH 5; μ = 0.7 (Na <sub>2</sub> SO <sub>4</sub> )	25	1.1 × 10 <sup>9</sup>	SS/LUM; τ <sub>0</sub> = 0.94 μs (766404); RT	82A278
19.11.38.	bpyH <sub>2</sub> <sup>2+</sup>	H <sub>2</sub> O	μ = 0.5 (HCl, NaCl)	25	1.7 × 10 <sup>9</sup>	SS/LUM; τ <sub>0</sub> = 0.94 μs (766404); OT; [Q] = (5-50) × 10 <sup>-4</sup> mol/L; k <sub>q</sub> from pH dependence of K <sub>SV</sub>	83C017
19.11.39.	<i>N,N'</i> -Dibenzyl-vio <sup>2+</sup>	H <sub>2</sub> O	0.17 mol/L Na <sub>2</sub> SO <sub>4</sub> ; μ = 0.5	25	1.9 × 10 <sup>9</sup>	SS/LUM or LP/LUM/SST; τ <sub>0</sub> = 0.94 μs (766404); OT; [Q] = (3-50) × 10 <sup>-4</sup> mol/L	82A145
19.11.40.	4,4'-Dimethyl-bpyH <sub>2</sub> <sup>2+</sup>	H <sub>2</sub> O	μ = 0.5 (HCl, NaCl)	25	1.8 × 10 <sup>9</sup>	SS/LUM; τ <sub>0</sub> = 0.94 μs (766404); OT; [Q] = (5-50) × 10 <sup>-4</sup> mol/L; k <sub>q</sub> from pH dependence of K <sub>SV</sub>	83C017
19.11.41.	DQ <sup>2+</sup>	H <sub>2</sub> O	0.17 mol/L Na <sub>2</sub> SO <sub>4</sub> ; μ = 0.5	25	1.9 × 10 <sup>9</sup>	SS/LUM or LP/LUM/SST; τ <sub>0</sub> = 0.94 μs (766404); OT; [Q] = (3-50) × 10 <sup>-4</sup> mol/L	82A145
	DQ <sup>2+</sup>	H <sub>2</sub> O	μ = 0.5 (HCl, NaCl)	25	3.1 × 10 <sup>9</sup>	SS/LUM; τ <sub>0</sub> = 0.94 μs; [Q] = (5-50) × 10 <sup>-4</sup> mol/L	83C017
19.11.42.	<i>N,N'</i> -Ethylene-4,4'-dimethyl- bpy <sup>2+</sup>	H <sub>2</sub> O	0.17 mol/L Na <sub>2</sub> SO <sub>4</sub> ; μ = 0.5	25	1.5 × 10 <sup>9</sup>	SS/LUM or LP/LUM/SST; τ <sub>0</sub> = 0.94 μs (766404); OT; [Q] = (3-50) × 10 <sup>-4</sup> mol/L	82A145
19.11.43.	MV <sup>2+</sup>	H <sub>2</sub> O	0.17 mol/L Na <sub>2</sub> SO <sub>4</sub> ; μ = 0.5	25	1.3 × 10 <sup>9</sup>	SS/LUM or LP/LUM/SST; τ <sub>0</sub> = 0.94 μs (766404); OT; [Q] = (3-50) × 10 <sup>-4</sup> mol/L	82A145
19.11.44.	phenH <sup>+</sup>	H <sub>2</sub> O	μ = 0.5 (NaHSO <sub>4</sub> , Na <sub>2</sub> SO <sub>4</sub> )	25	2.3 × 10 <sup>7</sup>	SS/LUM; τ <sub>0</sub> = 0.94 μs (766404); OT; [Q] = (5-50) × 10 <sup>-4</sup> mol/L; k <sub>q</sub> from pH dependence of K <sub>SV</sub>	83C017

TABLE 19. Quenching of excited ruthenium complexes (except Ru(bpy)<sub>3</sub><sup>2+</sup>)—Continued

No.	Quencher	Solvent	Solution Medium	T/°C	$k_q$ /L mol <sup>-1</sup> s <sup>-1</sup>	Comments	Ref.
<b>19.11. Ru(5-Clphen)<sub>3</sub><sup>2+</sup>—Continued</b>							
	phenH <sup>+</sup>	H <sub>2</sub> O	μ = 0.5 (HCl, NaCl)	25	3 × 10 <sup>7</sup>	SS/LUM; τ <sub>0</sub> = 0.94 μs (766404); OT; [Q] = (5-50) × 10 <sup>-4</sup> mol/L; k <sub>q</sub> from pH dependence of K <sub>SV</sub>	83C017
19.11.45.	phenH <sub>2</sub> <sup>2+</sup>	H <sub>2</sub> O	μ = 0.5 (HCl, NaCl)	25	6.4 × 10 <sup>8</sup>	SS/LUM; τ <sub>0</sub> = 0.94 μs (766404); OT; [Q] = (5-50) × 10 <sup>-4</sup> mol/L; k <sub>q</sub> from pH dependence of K <sub>SV</sub>	83C017
19.11.46.	N,N'-(Tetramethylene)-bpy <sup>2+</sup>	H <sub>2</sub> O	0.17 mol/L Na <sub>2</sub> SO <sub>4</sub> ; μ = 0.5	25	4.2 × 10 <sup>8</sup>	SS/LUM or LP/LUM/SST; τ <sub>0</sub> = 0.94 μs (766404); OT	82A145
<b>19.12. Ru[4-(Et<sub>3</sub>P)bpy]<sub>3</sub><sup>5+</sup></b>							
<i>Inorganic Quenchers</i>							
19.12.1.	Co(bpy) <sub>3</sub> <sup>3+</sup>	H <sub>2</sub> O	0.33 mol/L Na <sub>2</sub> SO <sub>4</sub> ; 0.028 mol/L NaHSO <sub>4</sub> ; μ = 1.0		1.8 × 10 <sup>8</sup>	SS/LUM; τ <sub>0</sub> = 0.76 μs (LP/LUM/SST); OT	82F048
19.12.2.	Co[4-(NO <sub>2</sub> )bpy] <sub>3</sub> <sup>3+</sup>	H <sub>2</sub> O	0.33 mol/L Na <sub>2</sub> SO <sub>4</sub> ; 0.028 mol/L NaHSO <sub>4</sub> ; μ = 1.0		6.6 × 10 <sup>7</sup>	SS/LUM; τ <sub>0</sub> = 0.76 μs (LP/LUM/SST); OT	82F048
19.12.3.	Fe <sup>3+</sup>	H <sub>2</sub> O	0.5 mol/L H <sub>2</sub> SO <sub>4</sub>		1.5 × 10 <sup>9</sup>	SS/LUM; τ <sub>0</sub> = 0.76 μs (LP/LUM/SST); OT	82F048
<i>Organic Quenchers</i>							
19.12.4.	bpy	H <sub>2</sub> O	0.33 mol/L Na <sub>2</sub> SO <sub>4</sub> ; 0.028 mol/L NaHSO <sub>4</sub> ; μ = 1.0		4 × 10 <sup>8</sup>	SS/LUM; τ <sub>0</sub> = 0.76 μs (LP/LUM/SST); OT	82F048
19.12.5.	4-Nitro-bpy	H <sub>2</sub> O	0.33 mol/L Na <sub>2</sub> SO <sub>4</sub> ; 0.028 mol/L NaHSO <sub>4</sub> ; μ = 1.0		5.7 × 10 <sup>8</sup>	SS/LUM; τ <sub>0</sub> = 0.76 μs (LP/LUM/SST); OT	82F048
19.12.6.	4-(Triethylphosphonio)-bpy cation	H <sub>2</sub> O	0.33 mol/L Na <sub>2</sub> SO <sub>4</sub> ; 0.028 mol/L NaHSO <sub>4</sub> ; μ = 1.0		2.7 × 10 <sup>7</sup>	SS/LUM; τ <sub>0</sub> = 0.76 μs (LP/LUM/SST); OT	82F048
<b>19.13. Ru(3,3'-Me<sub>2</sub>bpy)<sub>3</sub><sup>2+</sup></b>							
<i>Inorganic Quenchers</i>							
19.13.1.	Eu(crypt) <sup>2+</sup>	H <sub>2</sub> O	1 mol/L KCl	~22	1.3 × 10 <sup>9</sup>	SL/LUM/SPC; RT; [Q] = 0.001-0.01 mol/L	86E195

TABLE 19. Quenching of excited ruthenium complexes (except Ru(bpy)<sub>3</sub><sup>2+</sup>)—Continued

No.	Quencher	Solvent	Solution Medium	T/°C	$k_q$ /L mol <sup>-1</sup> s <sup>-1</sup>	Comments	Ref.
<b>19.13.</b>	<b>Ru(3,3'-Me<sub>2</sub>bpy)<sub>3</sub><sup>2+</sup></b> —Continued						
19.13.2.	Eu(crypt) <sup>3+</sup>	H <sub>2</sub> O	1 mol/L KCl	~22	5.6 × 10 <sup>7</sup>	SL/LUM/SPC; OT; [Q] = 0.01-0.1 mol/L	86E195
<b>19.14.</b>	<b>Ru(4,4'-Me<sub>2</sub>bpy)<sub>3</sub><sup>2+</sup></b>						
	<i>Inorganic Quenchers:</i>						
19.14.1.	Co(AMcaptan) <sup>3+</sup>	H <sub>2</sub> O	ACbuf; pH 5; μ = 0.1 (NaClO <sub>4</sub> )	20	1.3 × 10 <sup>9</sup>	LP/LUM/SST; τ <sub>0</sub> = 0.35 μs; ET, OT; f = 0.13	85F222
19.14.2.	Co(AMMEsar) <sup>3+</sup>	H <sub>2</sub> O	ACbuf; pH 5; μ = 0.1 (NaClO <sub>4</sub> )	20	8.0 × 10 <sup>7</sup>	LP/LUM/SST; τ <sub>0</sub> = 0.35 μs; ET, OT; f = 0.10	85F222
19.14.3.	Co(AZAcaptan) <sup>3+</sup>	H <sub>2</sub> O	ACbuf; pH 5; μ = 0.1 (NaClO <sub>4</sub> )	20	1.5 × 10 <sup>9</sup>	LP/LUM/SST; τ <sub>0</sub> = 0.35 μs; ET, OT	85F222
19.14.4.	Co(AZAMEsar) <sup>3+</sup>	H <sub>2</sub> O	ACbuf; pH 5; μ = 0.1 (NaClO <sub>4</sub> )	20	9.0 × 10 <sup>7</sup>	LP/LUM/SST; τ <sub>0</sub> = 0.35 μs; ET, OT; f = 0.14	85F222
19.14.5.	Co(bpy) <sub>3</sub> <sup>2+</sup>	H <sub>2</sub> O	0.16 mol/L Na <sub>2</sub> SO <sub>4</sub> , Pbuf; pH 7.8; μ = 0.5; [Co <sup>II</sup> ]/[L] = 0.2	25	1.2 × 10 <sup>9</sup>	SS/LUM; τ <sub>0</sub> = 0.33 μs (766404); OT, ET	85S022
19.14.6.	Co(CLHOsar) <sup>3+</sup>	H <sub>2</sub> O	ACbuf; pH 5; μ = 0.1 (NaClO <sub>4</sub> )	20	3.7 × 10 <sup>8</sup>	LP/LUM/SST; τ <sub>0</sub> = 0.35 μs; ET, OT; f = 0.19	85F222
19.14.7.	Co(CLNosar) <sup>3+</sup>	H <sub>2</sub> O	ACbuf; pH 5; μ = 0.1 (NaClO <sub>4</sub> )	20	3.8 × 10 <sup>8</sup>	LP/LUM/SST; τ <sub>0</sub> = 0.35 μs; ET, OT; f = 0.18	85F222
19.14.8.	Co(CLSar) <sup>3+</sup>	H <sub>2</sub> O	ACbuf; pH 5; μ = 0.1 (NaClO <sub>4</sub> )	20	2.4 × 10 <sup>8</sup>	LP/LUM/SST; τ <sub>0</sub> = 0.35 μs; ET, OT; f = 0.25	85F222
19.14.9.	Co(CMMEabsar) <sup>3+</sup>	H <sub>2</sub> O	ACbuf; pH 5; μ = 0.1 (NaClO <sub>4</sub> )	20	5 × 10 <sup>7</sup>	LP/LUM/SST; τ <sub>0</sub> = 0.35 μs; ET	85F222
19.14.10.	tel <sub>3</sub> -Co(diAMchar) <sup>3+</sup>	H <sub>2</sub> O	ACbuf; pH 5; μ = 0.1 (NaClO <sub>4</sub> )	20	1.9 × 10 <sup>8</sup>	LP/LUM/SST; τ <sub>0</sub> = 0.35 μs; ET, OT; f = 0.39	85F222
19.14.11.	Co(diAMsar) <sup>3+</sup>	H <sub>2</sub> O	ACbuf; pH 5; μ = 0.1 (NaClO <sub>4</sub> )	20	1.1 × 10 <sup>8</sup>	LP/LUM/SST; τ <sub>0</sub> = 0.35 μs; ET, OT; f = 0.17	85F222
19.14.12.	tel <sub>3</sub> -Co(diAZAchar) <sup>3+</sup>	H <sub>2</sub> O	ACbuf; pH 5; μ = 0.1 (NaClO <sub>4</sub> )	20	2.5 × 10 <sup>8</sup>	LP/LUM/SST; τ <sub>0</sub> = 0.35 μs; ET, OT; f = 0.11	85F222
19.14.13.	Co(diCLSar) <sup>3+</sup>	H <sub>2</sub> O	ACbuf; pH 5; μ = 0.1 (NaClO <sub>4</sub> )	20	4.6 × 10 <sup>8</sup>	LP/LUM/SST; τ <sub>0</sub> = 0.35 μs; ET, OT; f = 0.18	85F222
19.14.14.	Co(diNosar) <sup>3+</sup>	H <sub>2</sub> O	ACbuf; pH 5; μ = 0.1 (NaClO <sub>4</sub> )	20	7.7 × 10 <sup>8</sup>	LP/LUM/SST; τ <sub>0</sub> = 0.35 μs; ET, OT; f = 0.20	85F222
19.14.15.	Co(EFMEoxosar-H) <sup>2+</sup>	H <sub>2</sub> O	ACbuf; pH 5; μ = 0.1 (NaClO <sub>4</sub> )	20	7 × 10 <sup>7</sup>	LP/LUM/SST; τ <sub>0</sub> = 0.35 μs; ET	85F222
19.14.16.	Co(MENOsar) <sup>3+</sup>	H <sub>2</sub> O	ACbuf; pH 5; μ = 0.1 (NaClO <sub>4</sub> )	20	3.8 × 10 <sup>8</sup>	LP/LUM/SST; τ <sub>0</sub> = 0.35 μs; ET, OT	85F222



TABLE 19. Quenching of excited ruthenium complexes (except Ru(bpy)<sub>3</sub><sup>2+</sup>)—Continued

No.	Quencher	Solvent	Solution Medium	T/°C	$k_q$ /L mol <sup>-1</sup> s <sup>-1</sup>	Comments	Ref.
<b>19.14. Ru(4,4'-Me<sub>2</sub>bpy)<sub>3</sub><sup>2+</sup>—Continued</b>							
19.14.17.	Co(NH <sub>3</sub> ) <sub>6</sub> <sup>3+</sup>	H <sub>2</sub> O	0.1 mol/L H <sub>2</sub> SO <sub>4</sub>	~22	$9 \times 10^6$	SS/LUM; $\tau_0^{\text{air}} = 0.24 \mu\text{s}$ (LP/LUM/AVE); OT	84A255
19.14.18.	Co(sar) <sup>3+</sup>	H <sub>2</sub> O	ACbuf; pH 5; $\mu = 0.1$ (NaClO <sub>4</sub> )	20	$5.9 \times 10^7$	LP/LUM/SST; $\tau_0 = 0.35 \mu\text{s}$ ; ET, OT; $f = 0.056$	85F222
19.14.19.	Co(sep) <sup>3+</sup>	H <sub>2</sub> O	ACbuf; pH 5; $\mu = 0.1$ (NaClO <sub>4</sub> )	20	$2.4 \times 10^8$	LP/LUM/SST; $\tau_0 = 0.35 \mu\text{s}$ ; $\mu\text{s}$ ; ET, OT; $f = 0.10$	85F222
	Co(sep) <sup>3+</sup>	H <sub>2</sub> O	0.5 mol/L H <sub>2</sub> SO <sub>4</sub>	25	$4.5 \times 10^8$	SS/LUM; $\tau_0 = 0.33 \mu\text{s}$ (766404); ET, OT	84A238
19.14.20.	Cr <sup>3+</sup>	H <sub>2</sub> O	0.04 mol/L H <sub>2</sub> SO <sub>4</sub> ; $\mu = 1.0$ (MgCl <sub>2</sub> )	25	$1.0 \times 10^7$	SS/LUM; $\tau_0 = 0.33 \mu\text{s}$ (LP/LUM/AVE); ET	766404
19.14.21.	Cu <sup>2+</sup>	H <sub>2</sub> O	0.5 mol/L H <sub>2</sub> SO <sub>4</sub>	25	$9.7 \times 10^7$	SS/LUM; $\tau_0 = 0.33 \mu\text{s}$ (766404); OT; $f = 0.94$	78A090
19.14.22.	Eu <sup>2+</sup>	H <sub>2</sub> O	0.05 mol/L HCl; $\mu = 0.5$ (NaCl)	25	$1.5 \times 10^6$	LP/LUM/SST; $\tau_0 = 0.33 \mu\text{s}$ ; (766404); RT; [Q] = 0.01- 0.09 mol/L	78A087
19.14.23.	Eu <sup>3+</sup>	H <sub>2</sub> O	0.025 mol/L HCl, [MgCl <sub>2</sub> ] + [Eu <sup>3+</sup> ] = 0.9 mol/L	25	$\sim 5 \times 10^5$	SS/LUM; $\tau_0 = 0.33 \mu\text{s}$ (LP/LUM/AVE); OT; Q mainly as EuCl <sup>2+</sup>	766404
19.14.24.	Fe <sup>3+</sup>	H <sub>2</sub> O	0.5 mol/L H <sub>2</sub> SO <sub>4</sub>	25	$2.9 \times 10^9$	SS/LUM; $\tau_0 = 0.33 \mu\text{s}$ (LP/LUM/AVE); OT	766404
	Fe <sup>3+</sup>	H <sub>2</sub> O	0.5 mol/L H <sub>2</sub> SO <sub>4</sub>		$3.3 \times 10^9$	FP/PCM/SST; $\tau_0 = 0.33 \mu\text{s}$ (766404); OT, ET?; [Q] = 0.005 mol/L; [Fe <sup>2+</sup> ] = [Fe <sup>3+</sup> ]; see Mech. [8]	80E224
19.14.25.	Hg <sup>2+</sup>	H <sub>2</sub> O	0.05 mol/L HNO <sub>3</sub> ; $\mu = 0.063$ (NaNO <sub>3</sub> )	~23	$4.4 \times 10^7$	LP/LUM/AVE; $\tau_0 = 0.37 \mu\text{s}$ ; $\mu\text{s}$ ; OT	84A148
	Hg <sup>2+</sup>	H <sub>2</sub> O	0.05 mol/L HNO <sub>3</sub> ; $\mu = 0.5$ (NaNO <sub>3</sub> )	~23	$1.9 \times 10^8$	LP/LUM/AVE; $\tau_0 = 0.36 \mu\text{s}$ ; $\mu\text{s}$ ; OT	84A148
19.14.26.	HgCl <sub>2</sub>	H <sub>2</sub> O	0.01 mol/L HNO <sub>3</sub> , 0.09 mol/L NaNO <sub>3</sub>		$1.5 \times 10^9$	LP/LUM/AVE; $\tau_0 = 0.34 \mu\text{s}$ ; $\mu\text{s}$ ; OT	84A077
	HgCl <sub>2</sub>	H <sub>2</sub> O	0.01 mol/L HNO <sub>3</sub> , 0.99 mol/L NaNO <sub>3</sub>		$1.9 \times 10^9$	LP/LUM/AVE; $\tau_0 = 0.34 \mu\text{s}$ ; $\mu\text{s}$ ; OT	84A077
	HgCl <sub>2</sub>	H <sub>2</sub> O	0.01 mol/L HNO <sub>3</sub> , 0.01 mol/L SLS		$1.9 \times 10^7$	LP/LUM/AVE; $\tau_0 = 0.56 \mu\text{s}$ ; $\mu\text{s}$ ; OT	84N034

TABLE 19. Quenching of excited ruthenium complexes (except Ru(bpy)<sub>3</sub><sup>2+</sup>)—Continued

No.	Quencher	Solvent	Solution Medium	T/°C	$k_q$ /L mol <sup>-1</sup> s <sup>-1</sup>	Comments	Ref.
<b>19.14. Ru(4,4'-Me<sub>2</sub>bpy)<sub>3</sub><sup>2+</sup>—Continued</b>							
	HgCl <sub>2</sub>	H <sub>2</sub> O	0.01 mol/L HNO <sub>3</sub> , 0.1 mol/L NaNO <sub>3</sub> , 0.01 mol/L SLS		$1.2 \times 10^7$	LP/LUM/AVE; $\tau_0 = 0.56$ $\mu$ s; OT	84N034
19.14.27.	HgCl <sub>3</sub> <sup>-</sup>	H <sub>2</sub> O	0.01 mol/L HNO <sub>3</sub> , [NaNO <sub>3</sub> ] + [NaCl] = 0.99 mol/L		$5.1 \times 10^9$	LP/LUM/AVE; $\tau_0 = 0.34$ $\mu$ s; OT; $k_q$ from Cl <sup>-</sup> titration at fixed [Hg <sup>II</sup> ] <sub>tot</sub>	84A077
	HgCl <sub>3</sub> <sup>-</sup>	H <sub>2</sub> O	0.01 mol/L HNO <sub>3</sub> , 0.1 mol/L NaNO <sub>3</sub> , 0.01 mol/L SLS		$\sim 6 \times 10^6$	LP/LUM/AVE; $\tau_0 = 0.56$ $\mu$ s; OT; $k_q$ from Cl <sup>-</sup> titration at fixed [Hg <sup>II</sup> ] <sub>tot</sub>	84N034
19.14.28.	HgCl <sub>4</sub> <sup>2-</sup>	H <sub>2</sub> O	0.01 mol/L HNO <sub>3</sub> , [NaNO <sub>3</sub> ] + [NaCl] = 0.99 mol/L		$7.2 \times 10^8$	LP/LUM/AVE; $\tau_0 = 0.34$ $\mu$ s; OT; $k_q$ from Cl <sup>-</sup> titration at fixed [Hg <sup>II</sup> ] <sub>tot</sub>	84A077
19.14.29.	O <sub>2</sub>	H <sub>2</sub> O		25	$4.2 \times 10^9$	SS/LUM; $\tau_0 = 0.33$ $\mu$ s (LP/LUM/AVE); OT?	766404
19.14.30.	Rh(bpy) <sub>3</sub> <sup>3+</sup>	H <sub>2</sub> O	0.5 mol/L H <sub>2</sub> SO <sub>4</sub> ; $\mu = 0.5$	25	$1.1 \times 10^9$	SS/LUM or LP/LUM/SST; OT	81N003
	Rh(bpy) <sub>3</sub> <sup>3+</sup>	H <sub>2</sub> O	0.5 mol/L NaOH; $\mu = 0.5$	25	$7.7 \times 10^8$	SS/LUM or LP/LUM/SST; OT	81N003
19.14.31.	cis-Rh(bpy) <sub>2</sub> (H <sub>2</sub> O) <sub>2</sub> <sup>3+</sup>	H <sub>2</sub> O	0.5 mol/L H <sub>2</sub> SO <sub>4</sub> ; $\mu = 0.5$	25	$7.8 \times 10^8$	SS/LUM or LP/LUM/SST; OT	81N003
19.14.32.	cis-Rh(bpy) <sub>2</sub> (OE) <sub>2</sub> <sup>+</sup>	H <sub>2</sub> O	0.5 mol/L NaOH; $\mu = 0.5$	25	$1.8 \times 10^7$	SS/LUM or LP/LUM/SST; ET	81N003
19.14.33.	Rh(phen) <sub>3</sub> <sup>3+</sup>	H <sub>2</sub> O	0.5 mol/L H <sub>2</sub> SO <sub>4</sub> ; $\mu = 0.5$	25	$1.4 \times 10^9$	SS/LUM or LP/LUM/SST; OT	81N003
<i>Organic Quenchers</i>							
19.14.34.	Asco:bate ion	H <sub>2</sub> O	pH 5; $\mu = 0.7$ (Na <sub>2</sub> SO <sub>4</sub> )	25	$2 \times 10^6$	SS/LUM; $\tau_0 = 0.33$ $\mu$ s (766404); RT	82A278
19.14.35.	bpyH <sup>+</sup>	H <sub>2</sub> O	$\mu = 0.5$ (HCl, NaCl)	25	$6.1 \times 10^8$	SS/LUM; $\tau_0 = 0.33$ $\mu$ s (766404); OT; [Q] = (5-50) $\times 10^{-4}$ mol/L; $k_q$ from pH dependence of $K_{SV}$	83C017
	bpyH <sup>+</sup>	H <sub>2</sub> O	$\mu = 0.5$ (HBr, NaBr)	25	$8.5 \times 10^8$	SS/LUM; $\tau_0 = 0.33$ $\mu$ s (766404); OT; [Q] = (5-50) $\times 10^{-4}$ mol/L; $k_q$ from pH dependence of $K_{SV}$	83C017
	bpyH <sup>+</sup>	H <sub>2</sub> O	$\mu = 0.5$ (HNO <sub>3</sub> , NaNO <sub>3</sub> )	25	$8.0 \times 10^8$	SS/LUM; $\tau_0 = 0.33$ $\mu$ s (766404); OT; [Q] = (5-50) $\times 10^{-4}$ mol/L; $k_q$ from pH dependence of $K_{SV}$	83C017

TABLE 19. Quenching of excited ruthenium complexes (except Ru(bpy)<sub>3</sub><sup>2+</sup>)—Continued

No.	Quencher	Solvent	Solution Medium	T/°C	$k_q$ /L mol <sup>-1</sup> s <sup>-1</sup>	Comments	Ref.
<b>19.14.</b>	<b>Ru(4,4'-Me<sub>2</sub>bpy)<sub>3</sub><sup>2+</sup></b> —Continued						
	bpyH <sup>+</sup>	H <sub>2</sub> O	μ = 0.5 (NaHSO <sub>4</sub> , Na <sub>2</sub> SO <sub>4</sub> )	25	3.6 × 10 <sup>8</sup>	SS/LUM; τ <sub>0</sub> = 0.33 μs (766404); OT; [Q] = (5-50) × 10 <sup>-4</sup> mol/L; k <sub>q</sub> from pH dependence of K <sub>SV</sub>	83C017
19.14.36.	bpyH <sub>2</sub> <sup>2+</sup>	H <sub>2</sub> O	μ = 0.5 (HCl, NaCl)	25	2.6 × 10 <sup>9</sup>	SS/LUM; τ <sub>0</sub> = 0.33 μs (766404); OT; [Q] = (5-50) × 10 <sup>-4</sup> mol/L; k <sub>q</sub> from pH dependence of K <sub>SV</sub>	83C017
19.14.37.	4,4'-Dimethyl-bpyH <sub>2</sub> <sup>2+</sup>	H <sub>2</sub> O	μ = 0.5 (HCl, NaCl)	25	2.2 × 10 <sup>9</sup>	SS/LUM; τ <sub>0</sub> = 0.33 μs (766404); OT; [Q] = (5-50) × 10 <sup>-4</sup> mol/L; k <sub>q</sub> from pH dependence of K <sub>SV</sub>	83C017
	4,4'-Dimethyl-bpyH <sub>2</sub> <sup>2+</sup>	H <sub>2</sub> O	μ = 0.5 (NaHSO <sub>4</sub> , Na <sub>2</sub> SO <sub>4</sub> )	25	2.9 × 10 <sup>9</sup>	SS/LUM; τ <sub>0</sub> = 0.33 μs (766404); OT; [Q] = (5-50) × 10 <sup>-4</sup> mol/L; k <sub>q</sub> from pH dependence of K <sub>SV</sub>	83C017
19.14.38.	DQ <sup>2+</sup>	H <sub>2</sub> O	0.1 mol/L LiCl	25	2.4 × 10 <sup>9</sup>	SS/LUM; τ <sub>0</sub> = 0.33 μs (766404); OT	85S022
	DQ <sup>2+</sup>	H <sub>2</sub> O	0.1 mol/L NaCl	25	2.4 × 10 <sup>9</sup>	SS/LUM; τ <sub>0</sub> = 0.33 μs (766404); OT	85S022
	DQ <sup>2+</sup>	H <sub>2</sub> O	0.1 mol/L KCl	25	2.5 × 10 <sup>9</sup>	SS/LUM; τ <sub>0</sub> = 0.33 μs (766404); OT	85S022
	DQ <sup>2+</sup>	H <sub>2</sub> O	0.1 mol/L RbCl	25	2.5 × 10 <sup>9</sup>	SS/LUM; τ <sub>0</sub> = 0.33 μs (766404); OT	85S022
	DQ <sup>2+</sup>	H <sub>2</sub> O	0.1 mol/L CsCl	25	2.5 × 10 <sup>9</sup>	SS/LUM; τ <sub>0</sub> = 0.33 μs (766404); OT	85S022
	DQ <sup>2+</sup>	H <sub>2</sub> O	0.1 mol/L TMAC	25	2.3 × 10 <sup>9</sup>	SS/LUM; τ <sub>0</sub> = 0.33 μs (766404); OT	85S022
	DQ <sup>2+</sup>	H <sub>2</sub> O	0.1 mol/L TEAC	25	2.3 × 10 <sup>9</sup>	SS/LUM; τ <sub>0</sub> = 0.33 μs (766404); OT	85S022
	DQ <sup>2+</sup>	H <sub>2</sub> O	0.1 mol/L TPrAC	25	2.2 × 10 <sup>9</sup>	SS/LUM; τ <sub>0</sub> = 0.33 μs (766404); OT	85S022
	DQ <sup>2+</sup>	H <sub>2</sub> O	0.1 mol/L TBAC	25	2.1 × 10 <sup>9</sup>	SS/LUM; τ <sub>0</sub> = 0.33 μs (766404); OT	85S022
	DQ <sup>2+</sup>	H <sub>2</sub> O	0.1 mol/L TPeAC	25	2.0 × 10 <sup>9</sup>	SS/LUM; τ <sub>0</sub> = 0.33 μs (766404); OT	85S022
	DQ <sup>2+</sup>	H <sub>2</sub> O	0.1 mol/L TPrAB	25	2.7 × 10 <sup>9</sup>	SS/LUM; τ <sub>0</sub> = 0.33 μs (766404); OT	85S022

TABLE 19. Quenching of excited ruthenium complexes (except Ru(bpy)<sub>3</sub><sup>2+</sup>)—Continued

No.	Quencher	Solvent	Solution Medium	T/°C	$k_q$ /L mol <sup>-1</sup> s <sup>-1</sup>	Comments	Ref.
<b>19.14. Ru(4,4'-Me<sub>2</sub>bpy)<sub>3</sub><sup>2+</sup>—Continued</b>							
	DQ <sup>2+</sup>	H <sub>2</sub> O	0.1 mol/L TBAB	25	$2.6 \times 10^9$	SS/LUM; $\tau_0 = 0.33 \mu\text{s}$ (766404); OT	85S022
	DQ <sup>2-</sup>	H <sub>2</sub> O	0.5 mol/L HCl	25	$3.5 \times 10^9$	SS/LUM; $\tau_0 = 0.33 \mu\text{s}$ (766404); OT	85S022
	DQ <sup>2-</sup>	H <sub>2</sub> O	0.5 mol/L HBr	25	$4.4 \times 10^9$	SS/LUM; $\tau_0 = 0.33 \mu\text{s}$ (766404); OT	85S022
	DQ <sup>2-</sup>	H <sub>2</sub> O	0.5 mol/L LiCl	25	$3.5 \times 10^9$	SS/LUM; $\tau_0 = 0.33 \mu\text{s}$ (766404); OT	85S022
	DQ <sup>2+</sup>	H <sub>2</sub> O	0.5 mol/L NaCl	25	$3.6 \times 10^9$	SS/LUM; $\tau_0 = 0.33 \mu\text{s}$ (766404); OT	85S022
	DQ <sup>2+</sup>	H <sub>2</sub> O	0.5 mol/L KCl	25	$3.7 \times 10^9$	SS/LUM; $\tau_0 = 0.33 \mu\text{s}$ (766404); OT	85S022
	DQ <sup>2+</sup>	H <sub>2</sub> O	0.5 mol/L RbCl	25	$3.8 \times 10^9$	SS/LUM; $\tau_0 = 0.33 \mu\text{s}$ (766404); OT	85S022
	DQ <sup>2+</sup>	H <sub>2</sub> O	0.5 mol/L CsCl	25	$3.8 \times 10^9$	SS/LUM; $\tau_0 = 0.33 \mu\text{s}$ (766404); OT	85S022
	DQ <sup>2+</sup>	H <sub>2</sub> O	0.5 mol/L LiBr	25	$4.6 \times 10^9$	SS/LUM; $\tau_0 = 0.33 \mu\text{s}$ (766404); OT	85S022
	DQ <sup>2+</sup>	H <sub>2</sub> O	$\mu = 0.5$ (HF, NaF)	25	$2.4 \times 10^9$	SS/LUM; $\tau_0 = 0.33 \mu\text{s}$ (766404); [Q] = (5-50) × 10 <sup>-4</sup> mol/L	83C017
	DQ <sup>2+</sup>	H <sub>2</sub> O	$\mu = 0.5$ (HCl, NaCl)	25	$3.6 \times 10^9$	SS/LUM; $\tau_0 = 0.33 \mu\text{s}$ (766404); [Q] = (5-50) × 10 <sup>-4</sup> mol/L	83C017
	DQ <sup>2+</sup>	H <sub>2</sub> O	$\mu = 0.5$ (HBr, NaBr)	25	$4.4 \times 10^9$	SS/LUM; $\tau_0 = 0.33 \mu\text{s}$ (766404); [Q] = (5-50) × 10 <sup>-4</sup> mol/L	83C017
	DQ <sup>2+</sup>	H <sub>2</sub> O	$\mu = 0.5$ (HI, NaI)	25	$5.8 \times 10^9$	SS/LUM; $\tau_0 = 0.33 \mu\text{s}$ (766404); [Q] = (5-50) × 10 <sup>-4</sup> mol/L	83C017
	DQ <sup>2+</sup>	H <sub>2</sub> O	$\mu = 0.5$ (HNO <sub>3</sub> , NaNO <sub>3</sub> )	25	$4.4 \times 10^9$	SS/LUM; $\tau_0 = 0.33 \mu\text{s}$ (766404); [Q] = (5-50) × 10 <sup>-4</sup> mol/L	83C017
	DQ <sup>2+</sup>	H <sub>2</sub> O	pH < 1; $\mu = 0.5$ (NaHSO <sub>4</sub> , Na <sub>2</sub> SO <sub>4</sub> )	25	$2.8 \times 10^9$	SS/LUM; $\tau_0 = 0.33 \mu\text{s}$ (766404); [Q] = (5-50) × 10 <sup>-4</sup> mol/L	83C017
	DQ <sup>2+</sup>	H <sub>2</sub> O	pH > 2; $\mu = 0.5$ (NaHSO <sub>4</sub> , Na <sub>2</sub> SO <sub>4</sub> )	25	$2.4 \times 10^9$	SS/LUM; $\tau_0 = 0.33 \mu\text{s}$ (766404); [Q] = (5-50) × 10 <sup>-4</sup> mol/L	83C017

TABLE 19. Quenching of excited ruthenium complexes (except Ru(bpy)<sub>3</sub><sup>2+</sup>)—Continued

No.	Quencher	Solvent	Solution Medium	T/°C	$k_q$ /L mol <sup>-1</sup> s <sup>-1</sup>	Comments	Ref.
<b>19.14. Ru(4,4'-Me<sub>2</sub>bpy)<sub>2</sub><sup>2+</sup>—Continued</b>							
19.14.39.	MV <sup>2+</sup>	H <sub>2</sub> O	ACbuf; pH 5; $\mu = 0.1$ (NaClO <sub>4</sub> )	20	$1.1 \times 10^9$	LP/LUM/SST; $\tau_0 = 0.35$ $\mu$ s; OT	85F222
19.14.40.	phenH <sup>+</sup>	H <sub>2</sub> O	$\mu = 0.5$ (HCl, NaCl)	25	$2.4 \times 10^9$	SS/LUM; $\tau_0 = 0.33$ $\mu$ s (766404); OT; [Q] = (5-50) $\times 10^{-4}$ mol/L; $k_q$ from pH dependence of $K_{SV}$	83C017
	phenH <sup>+</sup>	H <sub>2</sub> O	$\mu = 0.5$ (NaHSC <sub>4</sub> , Na <sub>2</sub> SO <sub>4</sub> )	25	$2.1 \times 10^9$	SS/LUM; $\tau_0 = 0.33$ $\mu$ s (766404); OT; [Q] = (5-50) $\times 10^{-4}$ mol/L; $k_q$ from pH dependence of $K_{SV}$	83C017
<b>19.15. Ru(3,4,7,8-Me<sub>4</sub>phen)<sub>3</sub><sup>2+</sup></b>							
<i>Inorganic Quenchers</i>							
19.15.1.	Co(sep) <sup>3+</sup>	H <sub>2</sub> O	0.5 mol/L H <sub>2</sub> SO <sub>4</sub>	25	$6.9 \times 10^8$	SS/LUM; $\tau_0 = 1.4$ $\mu$ s (766404); ET, OT	84A238
19.15.2.	Cu <sup>2+</sup>	H <sub>2</sub> O	0.25 mol/L H <sub>2</sub> SO <sub>4</sub> ; $\mu = 0.8-1$	25	$6.5 \times 10^7$	SL/LUM/SPC; $\tau_0 = 1.5$ $\mu$ s; $\Delta H^\ddagger = 19$ kJ/mol; $\Delta S^\ddagger = -32$ J/mol·K (20-80°C); OT	80A308
	Cu <sup>2+</sup>	H <sub>2</sub> O	0.5 mol/L H <sub>2</sub> SO <sub>4</sub>	25	$1.0 \times 10^8$	SS/LUM; $\tau_0 = 1.4$ $\mu$ s (766404); OT; $f = 0.95$	78A090
	Cu <sup>2+</sup>	H <sub>2</sub> O	0.5 mol/L Li <sub>2</sub> SO <sub>4</sub>	25	$8.8 \times 10^7$	SS/LUM; $\tau_0 = 1.5$ $\mu$ s (LP/LUM/AVE); OT	78A090
19.15.3.	CuCl <sup>+</sup>	H <sub>2</sub> O	0.0025 mol/L H <sub>2</sub> SO <sub>4</sub> + 0.088 mol/L Cu <sup>2+</sup> (CuSO <sub>4</sub> , CuCl <sub>2</sub> ) or 0.005 mol/L HCl + 0.24 mol/L Cl <sup>-</sup> (CuCl <sub>2</sub> , MgCl <sub>2</sub> ); $\mu = 0.35$	25	$2.3 \times 10^8$	SL/LUM/SPC; OT; $k_q$ from $k_{obs}$ at various [Cu <sup>II</sup> ] and [Cl <sup>-</sup> ] using known association constants	81A031
19.15.4.	CuCl <sub>2</sub>	H <sub>2</sub> O	0.0025 mol/L H <sub>2</sub> SO <sub>4</sub> + 0.088 mol/L Cu <sup>2+</sup> (CuSO <sub>4</sub> , CuCl <sub>2</sub> ) or 0.005 mol/L HCl + 0.24 mol/L Cl <sup>-</sup> (CuCl <sub>2</sub> , MgCl <sub>2</sub> ); $\mu = 0.35$	25	$2.2 \times 10^9$	SL/LUM/SPC; OT; $k_q$ from $k_{obs}$ at various [Cu <sup>II</sup> ] and [Cl <sup>-</sup> ] using known association constants	81A031

TABLE 19. Quenching of excited ruthenium complexes (except Ru(bpy)<sub>3</sub><sup>2+</sup>)—Continued

No.	Quencher	Solvent	Solution Medium	T/°C	$k_q$ /L mol <sup>-1</sup> s <sup>-1</sup>	Comments	Ref.
<b>19.15. Ru(3,4,7,8-Me<sub>4</sub>phen)<sub>3</sub><sup>2+</sup>—Continued</b>							
19.15.5.	Cu(H <sub>2</sub> O) <sub>n</sub> <sup>2+</sup>	H <sub>2</sub> O	0.0025 mol/L H <sub>2</sub> SO <sub>4</sub> + 0.088 mol/L Cu <sup>2+</sup> (CuSO <sub>4</sub> , CuCl <sub>2</sub> ) or 0.005 mol/L HCl + 0.24 mol/L Cl <sup>-</sup> (CuCl <sub>2</sub> , MgCl <sub>2</sub> ); μ = 0.35	25	4.8 × 10 <sup>7</sup>	SL/LUM/SPC; OT; $k_q$ from $k_{obs}$ at various [Cu <sup>II</sup> ] and [Cl <sup>-</sup> ] using known association constants	81A031
19.15.6.	Eu(crypt) <sup>3+</sup>	H <sub>2</sub> O	1 mol/L KCl	~22	3.4 × 10 <sup>7</sup>	SL/LUM/SPC; OT; [Q] = 0.01-0.1 mol/L	86E195
19.15.7.	Fe <sup>3+</sup>	H <sub>2</sub> O	0.5 mol/L H <sub>2</sub> SO <sub>4</sub>	25	3.4 × 10 <sup>9</sup>	SS/LUM; τ <sub>0</sub> = 1.4 μs (LP/LUM/AVE); OT	766404
19.15.8.	HgCl <sub>2</sub>	H <sub>2</sub> O	0.01 mol/L HNO <sub>3</sub> , 0.09 mol/L NaNO <sub>3</sub>		3.0 × 10 <sup>9</sup>	LP/LUM/AVE; τ <sub>0</sub> = 2.3 μs; OT	84A077
	HgCl <sub>2</sub>	H <sub>2</sub> O	0.01 mol/L HNO <sub>3</sub> , 0.01 mol/L SLS		7.5 × 10 <sup>7</sup>	LP/LUM/AVE; τ <sub>0</sub> = 1.9 μs; OT	84N034
	HgCl <sub>2</sub>	H <sub>2</sub> O	0.01 mol/L HNO <sub>3</sub> , 0.1 mol/L NaNO <sub>3</sub> , 0.01 mol/L SLS		6.1 × 10 <sup>7</sup>	LP/LUM/AVE; τ <sub>0</sub> = 2.2 μs; OT; [Q] ≤ 0.02 mol/L	84N034
19.15.9.	HgCl <sub>3</sub> <sup>-</sup>	H <sub>2</sub> O	0.01 mol/L HNO <sub>3</sub> , 0.1 mol/L NaNO <sub>3</sub> , 0.01 mol/L SLS		2.6 × 10 <sup>7</sup>	LP/LUM/AVE; τ <sub>0</sub> = 2.2 μs; OT; $k_q$ from Cl <sup>-</sup> titration at fixed [Hg <sup>II</sup> ] <sub>tot</sub>	84N034
19.15.10.	O <sub>2</sub>	H <sub>2</sub> O		25	5.8 × 10 <sup>9</sup>	SS/LUM; τ <sub>0</sub> = 1.4 μs (LP/LUM/AVE); OT?	766404
19.15.11.	Os(NH <sub>3</sub> ) <sub>6</sub> <sup>3+</sup>	H <sub>2</sub> O	0.5 mol/L H <sub>2</sub> SO <sub>4</sub>	25	7.9 × 10 <sup>7</sup>	SS/LUM or LP/LUM/SST; τ <sub>0</sub> = 1.4 μs (766404); OT, ET?; [Q] = (3-200) × 10 <sup>-4</sup> mol/L	82A145
19.15.12.	Os(NH <sub>3</sub> ) <sub>5</sub> Cl <sup>3+</sup>	H <sub>2</sub> O	0.5 mol/L H <sub>2</sub> SO <sub>4</sub>	25	4.2 × 10 <sup>8</sup>	SS/LUM or LP/LUM/SST; τ <sub>0</sub> = 1.4 μs (766404); OT, ET?; [Q] = (3-200) × 10 <sup>-4</sup> mol/L	82A145
19.15.13.	Os(NH <sub>3</sub> ) <sub>5</sub> (H <sub>2</sub> O) <sup>3+</sup>	H <sub>2</sub> O	0.5 mol/L H <sub>2</sub> SO <sub>4</sub>	25	1.4 × 10 <sup>8</sup>	SS/LUM or LP/LUM/SST; τ <sub>0</sub> = 1.4 μs (766404); OT, ET?; [Q] = (3-200) × 10 <sup>-4</sup> mol/L	82A145
19.15.14.	Os(NH <sub>3</sub> ) <sub>5</sub> I <sup>2+</sup>	H <sub>2</sub> O	0.5 mol/L H <sub>2</sub> SO <sub>4</sub>	25	8.5 × 10 <sup>8</sup>	SS/LUM or LP/LUM/SST; τ <sub>0</sub> = 1.4 μs (766404); OT, ET?; [Q] = (3-200) × 10 <sup>-4</sup> mol/L	82A145

TABLE 19. Quenching of excited ruthenium complexes (except Ru(bpy)<sub>3</sub><sup>2+</sup>)—Continued

No.	Quencher	Solvent	Solution Medium	T/°C	$k_q$ /L mol <sup>-1</sup> s <sup>-1</sup>	Comments	Ref.
<b>19.15. Ru(3,4,7,8-Me<sub>4</sub>phen)<sub>3</sub><sup>2+</sup>—Continued</b>							
19.15.15.	Ti <sup>3+</sup>	H <sub>2</sub> O	1.5 mol/L HCl; $\mu$ = 3.0 (LiCl)	25	$3.7 \times 10^6$	LP/LUM/SST; $\tau_0 = 1.0 \mu\text{s}$ ; $\tau_0$ extrap'd to [Q] = 0; intercept of S-V plot is not 1.0; 20-60% Ti <sup>3+</sup> coordinated by Cl <sup>-</sup>	79A183
<i>Organic Quenchers</i>							
19.15.16.	Ascorbate ion	H <sub>2</sub> O	pH 5; $\mu = 0.7$ (Na <sub>2</sub> SO <sub>4</sub> )	25	$1.1 \times 10^7$	SS/LUM; $\tau_0 = 1.4 \mu\text{s}$ (766404); RT	82A278
19.15.17.	bpyH <sup>+</sup>	H <sub>2</sub> O	$\mu = 0.5$ (NaHSO <sub>4</sub> , Na <sub>2</sub> SO <sub>4</sub> )	25	$3.5 \times 10^9$	SS/LUM; $\tau_0 = 1.4 \mu\text{s}$ (766404); OT; [Q] = (5-50) $\times 10^{-4}$ mol/L; $k_q$ from pH dependence of $K_{SV}$	83C017
<b>19.16. Ru(3,5,6,8-Me<sub>4</sub>phen)<sub>3</sub><sup>2+</sup></b>							
<i>Inorganic Quenchers</i>							
19.16.1.	Co(sep) <sup>3+</sup>	H <sub>2</sub> O	0.5 mol/L H <sub>2</sub> SO <sub>4</sub>	25	$3.0 \times 10^8$	SS/LUM; $\tau_0 = 2.2 \mu\text{s}$ (766404); ET, OT	84A238
19.16.2.	Fe <sup>3+</sup>	H <sub>2</sub> O	0.5 mol/L H <sub>2</sub> SO <sub>4</sub>	25	$2.5 \times 10^9$	SS/LUM; $\tau_0 = 2.1 \mu\text{s}$ (LP/LUM/AVE); OT	766404
19.16.3.	O <sub>2</sub>	H <sub>2</sub> O		25	$3.6 \times 10^9$	SS/LUM; $\tau_0 = 2.2 \mu\text{s}$ (LP/LUM/AVE); OT?	766404
19.16.4.	Os(NH <sub>3</sub> ) <sub>5</sub> (H <sub>2</sub> O) <sup>3+</sup>	H <sub>2</sub> O	0.5 mol/L H <sub>2</sub> SO <sub>4</sub>	25	$4.9 \times 10^7$	SS/LUM or LP/LUM/SST; $\tau_0 = 2.2 \mu\text{s}$ (766404); OT, ET?; [Q] = (3-200) $\times 10^{-4}$ mol/L	82A145
19.16.5.	Os(NH <sub>3</sub> ) <sub>5</sub> I <sup>2+</sup>	H <sub>2</sub> O	0.5 mol/L H <sub>2</sub> SO <sub>4</sub>	25	$6.6 \times 10^8$	SS/LUM or LP/LUM/SST; $\tau_0 = 2.2 \mu\text{s}$ (766404); OT, ET?; [Q] = (3-200) $\times 10^{-4}$ mol/L	82A145
<i>Organic Quenchers</i>							
19.16.6.	Ascorbate ion	H <sub>2</sub> O	pH 5; $\mu = 0.7$ (Na <sub>2</sub> SO <sub>4</sub> )	25	$3.6 \times 10^7$	SS/LUM; $\tau_0 = 2.2 \mu\text{s}$ (766404); RT	82A278
<b>19.17. Ru(4,7-Me<sub>2</sub>phen)<sub>3</sub><sup>2+</sup></b>							
<i>Inorganic Quenchers</i>							
19.17.1.	Co(AMMEsarH) <sup>4+</sup>	H <sub>2</sub> O	0.1 mol/L HCl, 0.1 mol/L LiCl	25	$7.4 \times 10^8$	SS/LUM or LP/LUM/AVE; $\tau_0 = 1.7 \mu\text{s}$ (766404); ET, OT	84A238
19.17.2.	Co(AZAMEsar) <sup>3+</sup>	H <sub>2</sub> O	$\mu = 0.2$ (LiCl)	25	$8.4 \times 10^8$	SS/LUM or LP/LUM/AVE; $\tau_0 = 1.7 \mu\text{s}$ (766404); ET, OT	84A238

TABLE 19. Quenching of excited ruthenium complexes (except Ru(bpy)<sub>3</sub><sup>2+</sup>)—Continued

No.	Quencher	Solvent	Solution Medium	T/°C	$k_q$ /L mol <sup>-1</sup> s <sup>-1</sup>	Comments	Ref.
<b>19.17. Ru(4,7-Me<sub>2</sub>phen)<sub>3</sub><sup>2+</sup>—Continued</b>							
19.17.3.	Co(tpy) <sup>2+</sup>	H <sub>2</sub> O	0.05 mol/L Pbuf; pH 6.0; [Co <sup>II</sup> ]/[L] = 4.5	25	2.9 × 10 <sup>7</sup>	SS/LUM; τ <sub>0</sub> = 1.7 μs (766404); OT	85S022
	Co(tpy) <sup>2+</sup>	H <sub>2</sub> O	0.5 mol/L NaF, 0.025 mol/L Pbuf; pH 6.0; [Co <sup>II</sup> ]/[L] = 4.5	25	9.6 × 10 <sup>7</sup>	SS/LUM; τ <sub>0</sub> = 1.7 μs (766404); OT	85S022
	Co(bpy) <sup>2+</sup>	H <sub>2</sub> O	0.5 mol/L NaCl, 0.025 mol/L Pbuf; pH 6.0; [Co <sup>II</sup> ]/[L] = 4.5	25	1.5 × 10 <sup>8</sup>	SS/LUM; τ <sub>0</sub> = 1.7 μs (766404); OT	85S022
	Co(bpy) <sup>2+</sup>	H <sub>2</sub> O	0.5 mol/L NaBr, 0.025 mol/L Pbuf; pH 6.0; [Co <sup>II</sup> ]/[L] = 4.5	25	1.8 × 10 <sup>8</sup>	SS/LUM; τ <sub>0</sub> = 1.7 μs (766404); OT	85S022
	Co(bpy) <sup>2+</sup>	H <sub>2</sub> O	0.17 mol/L Na <sub>2</sub> SO <sub>4</sub> , 0.025 mol/L Pbuf; pH 6.0; [Co <sup>II</sup> ]/[L] = 4.5	25	1.0 × 10 <sup>8</sup>	SS/LUM; τ <sub>0</sub> = 1.7 μs (766404); OT	85S022
19.17.4.	Co(bpy) <sub>3</sub> <sup>+</sup>	AN	0.1 mol/L TEAP	25	3.8 × 10 <sup>9</sup>	LP/LUM/AVE; τ <sub>0</sub> = 1.1 μs; RT	86A077
19.17.5.	Co(bpy) <sub>3</sub> <sup>2+</sup>	AN	0.1 mol/L TEAP	25	1.9 × 10 <sup>8</sup>	SS/LUM; τ <sub>0</sub> = 1.1 μs (LP/LUM/AVE); OT, ET?	86A077
	Co(bpy) <sub>3</sub> <sup>2+</sup>	H <sub>2</sub> O	0.05 mol/L Pbuf; pH 8.0; [Co <sup>II</sup> ]/[L] = 0.2	25	1.0 × 10 <sup>8</sup>	SS/LUM; τ <sub>0</sub> = 1.7 μs (766404); OT, ET	85S022
	Co(bpy) <sub>3</sub> <sup>2+</sup>	H <sub>2</sub> O	0.16 mol/L Na <sub>2</sub> SO <sub>4</sub> , Pbuf; pH 7.8; μ = 0.5; [Co <sup>II</sup> ]/[L] = 0.2	25	1.6 × 10 <sup>9</sup>	SS/LUM; τ <sub>0</sub> = 1.7 μs (766404); OT, ET	85S022
19.17.6.	Co(5-Brphen) <sup>2-</sup>	H <sub>2</sub> O	0.05 mol/L Pbuf; pH 6.0; [Co <sup>II</sup> ]/[L] = 4.5	25	3.4 × 10 <sup>8</sup>	SS/LUM; τ <sub>0</sub> = 1.7 μs (766404); OT	85S022
19.17.7.	Co(5-Clphen) <sup>2+</sup>	H <sub>2</sub> O	0.05 mol/L Pbuf; pH 6.0; [Co <sup>II</sup> ]/[L] = 4.5	25	2.8 × 10 <sup>8</sup>	SS/LUM; τ <sub>0</sub> = 1.7 μs (766404); OT	85S022
19.17.8.	Co(5-Clphen) <sub>3</sub> <sup>2+</sup>	H <sub>2</sub> O	0.05 mol/L Pbuf; pH 8.0; [Co <sup>II</sup> ]/[L] = 0.2	25	1.4 × 10 <sup>8</sup>	SS/LUM; τ <sub>0</sub> = 1.7 μs (766404); OT	85S022



TABLE 19. Quenching of excited ruthenium complexes (except Ru(bpy)<sub>3</sub><sup>2+</sup>)—Continued

No.	Quencher	Solvent	Solution Medium	T/°C	$k_q$ /L mol <sup>-1</sup> s <sup>-1</sup>	Comments	Ref.
<b>19.17. Ru(4,7-Me<sub>2</sub>phen)<sub>3</sub><sup>2+</sup>—Continued</b>							
19.17.9.	Co(diAMsar) <sup>3+</sup>	H <sub>2</sub> O	0.16 mol/L LiCl, 0.05 mol/L EtMO; pH 7.5	25	$5.8 \times 10^8$	SS/LUM; $\tau_0 = 1.7 \mu\text{s}$ (766404); ET, OT; $f = 0.90$ at pH 8.3	84A238
19.17.10.	Co(diAMsarH <sub>2</sub> ) <sup>5+</sup>	H <sub>2</sub> O	0.1 mol/L HCl, 0.1 mol/L LiCl	25	$1.1 \times 10^9$	SS/LUM, LP/LUM/AVE; $\tau_0$ $= 1.7 \mu\text{s}$ (766404); ET, OT	84A238
19.17.11.	Co(en) <sub>3</sub> <sup>3+</sup>	H <sub>2</sub> O	ACbuf; pH 4.7; $\mu$ $= 0.01$ (NaCl)	25	$1.1 \times 10^8$	SS/LUM; $\tau_0 = 1.7 \mu\text{s}$ (84A238); ET, OT; [Q] = $(3.90) \times 10^{-4}$ mol/L	85F161
19.17.12.	Co(4,4'-Me <sub>2</sub> bpy) <sup>2+</sup>	H <sub>2</sub> O	0.05 mol/L Pbuf; pH 6.0; [Co <sup>II</sup> ]/[L] $= 4.5$	25	$7.4 \times 10^7$	SS/LUM; $\tau_0 = 1.7 \mu\text{s}$ (766404); OT	85S022
19.17.13.	Co(2,9-Me <sub>2</sub> phen) <sup>2+</sup>	H <sub>2</sub> O	0.05 mol/L Pbuf; pH 6.0; [Co <sup>II</sup> ]/[L] $= 4.5$	25	$5.4 \times 10^8$	SS/LUM; $\tau_0 = 1.7 \mu\text{s}$ (766404); OT	85S022
19.17.14.	Co(4,7-Me <sub>2</sub> phen) <sup>2+</sup>	H <sub>2</sub> O	0.05 mol/L Pbuf; pH 6.0; [Co <sup>II</sup> ]/[L] $= 4.5$	25	$4.3 \times 10^8$	SS/LUM; $\tau_0 = 1.7 \mu\text{s}$ (766404); OT	85S022
19.17.15.	Co(4,7-Me <sub>2</sub> phen) <sub>3</sub> <sup>2+</sup>	H <sub>2</sub> O	0.05 mol/L Pbuf; pH 8.0; [Co <sup>II</sup> ]/[L] $= 0.2$	25	$1.4 \times 10^8$	SS/LUM; $\tau_0 = 1.7 \mu\text{s}$ (766404); OT	85S022
19.17.16.	Co(5-Mephen) <sup>2+</sup>	H <sub>2</sub> O	0.05 mol/L Pbuf; pH 6.0; [Co <sup>II</sup> ]/[L] $= 4.5$	25	$2.0 \times 10^8$	SS/LUM; $\tau_0 = 1.7 \mu\text{s}$ (766404); OT	85S022
19.17.17.	Co(5,6-Me <sub>2</sub> phen) <sup>2+</sup>	H <sub>2</sub> O	0.05 mol/L Pbuf; pH 6.0; [Co <sup>II</sup> ]/[L] $= 4.5$	25	$3.0 \times 10^8$	SS/LUM; $\tau_0 = 1.7 \mu\text{s}$ (766404); OT	85S022
19.17.18.	Co(NH <sub>3</sub> ) <sub>6</sub> <sup>3+</sup>	H <sub>2</sub> O	0.1 mol/L H <sub>2</sub> SO <sub>4</sub>	-22	$2.3 \times 10^7$	SS/LUM; $\tau_0^{\text{air}} = 0.52 \mu\text{s}$ (LP/LUM/AVE); OT	84A255
	Co(NH <sub>3</sub> ) <sub>6</sub> <sup>3+</sup>	H <sub>2</sub> O	ACbuf; pH 4.7; $\mu$ $= 0.01$ (NaCl)	25	$7.7 \times 10^7$	SS/LUM; $\tau_0 = 1.7 \mu\text{s}$ (84A238); ET, OT; [Q] = $(3.90) \times 10^{-4}$ mol/L	85F161
19.17.19.	Co(phen) <sup>2+</sup>	H <sub>2</sub> O	0.05 mol/L Pbuf; pH 6.0; [Co <sup>II</sup> ]/[L] $= 4.5$	25	$1.6 \times 10^8$	SS/LUM; $\tau_0 = 1.7 \mu\text{s}$ (766404); OT	85S022
19.17.20.	Co(phen) <sub>3</sub> <sup>2+</sup>	H <sub>2</sub> O	0.05 mol/L Pbuf; pH 8.0; [Co <sup>II</sup> ]/[L] $= 0.2$	25	$1.1 \times 10^8$	SS/LUM; $\tau_0 = 1.7 \mu\text{s}$ (766404); OT	85S022
19.17.21.	Co(sep) <sup>3+</sup>	H <sub>2</sub> O	0.2 mol/L LiCl	25	$9.5 \times 10^6$	SS/LUM; $\tau_0 = 1.7 \mu\text{s}$ (766404); ET, OT; $f = 0.64$	84A238

TABLE 19. Quenching of excited ruthenium complexes (except Ru(bpy)<sub>3</sub><sup>2+</sup>)—Continued

No.	Quencher	Solvent	Solution Medium	T/°C	$k_q$ /L mol <sup>-1</sup> s <sup>-1</sup>	Comments	Ref.
19.17.	Ru(4,7-Me <sub>2</sub> phen) <sub>3</sub> <sup>2+</sup> —Continued Co(sep) <sup>3+</sup>	H <sub>2</sub> O	0.5 mol/L H <sub>2</sub> SO <sub>4</sub>	25	$7.0 \times 10^8$	SS/LUM; $\tau_0 = 1.7 \mu\text{s}$ (766404); ET, OT	84A238
19.17.22.	Cr <sup>3+</sup>	H <sub>2</sub> O	0.04 mol/L H <sub>2</sub> SO <sub>4</sub> ; $\mu = 1.0$ (MgCl <sub>2</sub> )	25	$1.3 \times 10^7$	SS/LUM; $\tau_0 = 1.7 \mu\text{s}$ (LP/LUM/AVE); ET; [Q] $\leq$ 0.005 mol/L	766404
19.17.23.	Cu <sup>2+</sup>	D <sub>2</sub> O	0.25 mol/L H <sub>2</sub> SO <sub>4</sub> ; $\mu = 0.8-1$	25	$7.8 \times 10^7$	SL/LUM/SPC; $\tau_0 = 2.2 \mu\text{s}$ ; $\Delta H^\ddagger = 20 \text{ kJ/mol}$ ; $\Delta S^\ddagger \approx$ $-26 \text{ J/mol}\cdot\text{K}$ (20-80°C); OT	80A308
	Cu <sup>2+</sup>	H <sub>2</sub> O	$\mu = 0.12$ (NaNO <sub>3</sub> )	25	$8.6 \times 10^7$ (calc)	LP/LUM/SST; $\tau_0 = 1.6 \mu\text{s}$ ; OT	85N199
	Cu <sup>2+</sup>	H <sub>2</sub> O	$\mu = 0.18$ (NaNO <sub>3</sub> )	25	$7.7 \times 10^7$ (calc)	LP/LUM/SST; $\tau_0 = 1.7 \mu\text{s}$ (83N004); OT	85N199
	Cu <sup>2+</sup>	H <sub>2</sub> O	0.25 mol/L H <sub>2</sub> SO <sub>4</sub> ; $\mu = 0.8-1$	25	$7.9 \times 10^7$	SL/LUM/SPC; $\tau_0 = 1.6 \mu\text{s}$ ; $\Delta H^\ddagger = 18 \text{ kJ/mol}$ ; $\Delta S^\ddagger =$ $-34 \text{ J/mol}\cdot\text{K}$ (20-80°C); OT	80A308
	Cu <sup>2+</sup>	H <sub>2</sub> O	0.5 mol/L H <sub>2</sub> SO <sub>4</sub>	25	$8.6 \times 10^7$	SS/LUM; $\tau_0 = 1.7 \mu\text{s}$ (766404); OT; $f = 0.96$	78A090
19.17.24.	CuCl <sup>+</sup>	H <sub>2</sub> O	0.0025 mol/L H <sub>2</sub> SO <sub>4</sub> + 0.088 mol/L Cu <sup>2+</sup> (CuSO <sub>4</sub> , CuCl <sub>2</sub> ) or 0.005 mol/L HCl + 0.24 mol/L Cl <sup>-</sup> (CuCl <sub>2</sub> , MgCl <sub>2</sub> ); $\mu$ $= 0.35$	25	$3.2 \times 10^8$	SL/LUM/SPC; OT; $k_q$ from $k_{\text{obs}}$ at various [Cu <sup>II</sup> ] and [Cl <sup>-</sup> ] using known association constants	81A031
19.17.25.	CuCl <sub>2</sub>	H <sub>2</sub> O	0.0025 mol/L H <sub>2</sub> SO <sub>4</sub> + 0.088 mol/L Cu <sup>2+</sup> (CuSO <sub>4</sub> , CuCl <sub>2</sub> ) or 0.005 mol/L HCl + 0.24 mol/L Cl <sup>-</sup> (CuCl <sub>2</sub> , MgCl <sub>2</sub> ); $\mu$ $= 0.35$	25	$2.6 \times 10^9$	SL/LUM/SPC; OT; $k_q$ from $k_{\text{obs}}$ at various [Cu <sup>II</sup> ] and [Cl <sup>-</sup> ] using known association constants	81A031
19.17.26.	Cu(H <sub>2</sub> O) <sub>6</sub> <sup>2+</sup>	H <sub>2</sub> O	0.0025 mol/L H <sub>2</sub> SO <sub>4</sub> + 0.088 mol/L Cu <sup>2+</sup> (CuSO <sub>4</sub> , CuCl <sub>2</sub> ) or 0.005 mol/L HCl + 0.24 mol/L Cl <sup>-</sup> (CuCl <sub>2</sub> , MgCl <sub>2</sub> ); $\mu$ $= 0.35$	25	$7.8 \times 10^7$	SL/LUM/SPC; OT; $k_q$ from $k_{\text{obs}}$ at various [Cu <sup>II</sup> ] and [Cl <sup>-</sup> ] using known association constants	81A031

TABLE 19. Quenching of excited ruthenium complexes (except Ru(bpy)<sub>3</sub><sup>2+</sup>)—Continued

No.	Quencher	Solvent	Solution Medium	T/°C	$k_q$ /L mol <sup>-1</sup> s <sup>-1</sup>	Comments	Ref.
<b>19.17. Ru(4,7-Me<sub>2</sub>phen)<sub>3</sub><sup>2+</sup>—Continued</b>							
19.17.27.	Eu <sup>2+</sup>	H <sub>2</sub> O	0.05 mol/L HCl; $\mu$ = 0.5 (NaCl)	25	$7.0 \times 10^6$	SS/LUM; $\tau_0 = 1.7 \mu\text{s}$ (766404); RT	78A087
19.17.28.	Eu <sup>3+</sup>	H <sub>2</sub> O	0.025 mol/L HCl, [MgCl <sub>2</sub> ] + [Eu <sup>3+</sup> ] = 0.9 mol/L	25	$2.1 \times 10^6$	SS/LUM; $\tau_0 = 1.7 \mu\text{s}$ (LP/LUM/AVE); OT; [Q] $\leq$ 0.5 mol/L; Q mainly as EuCl <sup>2+</sup>	766404
	Eu <sup>3+</sup>	H <sub>2</sub> O	0.025 mol/L HCl; $\mu = 2.8$ (MgCl <sub>2</sub> )	25	$1.3 \times 10^6$	SL/LUM/SPC; $\tau_0 = 1.6 \mu\text{s}$ ; $\Delta H^\ddagger = 25$ kJ/mol; $\Delta S^\ddagger = -44$ J/mol·K (20-80°C); OT; Q mainly as EuCl <sup>2+</sup>	80A308
19.17.29.	Fe <sup>3+</sup>	H <sub>2</sub> O	0.5 mol/L H <sub>2</sub> SO <sub>4</sub>	25	$3.0 \times 10^9$	SS/LUM; $\tau_0 = 1.7 \mu\text{s}$ (LP/LUM/AVE); OT	766404
19.17.30.	Hg <sup>2+</sup>	H <sub>2</sub> O	0.05 mol/L HNO <sub>3</sub> ; $\mu = 0.063$ (NaNO <sub>3</sub> )	~23	$9.5 \times 10^7$	LP/LUM/AVE; $\tau_0 = 1.9 \mu\text{s}$ ; OT	84A148
	Hg <sup>2+</sup>	H <sub>2</sub> O	0.05 mol/L HNO <sub>3</sub> ; $\mu = 0.5$ (NaNO <sub>3</sub> )	~23	$3.8 \times 10^8$	LP/LUM/AVE; $\tau_0 = 1.6 \mu\text{s}$ ; OT	84A148
19.17.31.	HgCl <sub>2</sub>	H <sub>2</sub> O	0.01 mol/L HNO <sub>3</sub> , 0.09 mol/L NaNO <sub>3</sub>		$2.8 \times 10^9$	LP/LUM/AVE; $\tau_0 = 1.9 \mu\text{s}$ ; OT	84A077
	HgCl <sub>2</sub>	H <sub>2</sub> O	0.01 mol/L HNO <sub>3</sub> , 0.99 mol/L NaNO <sub>3</sub>		$2.8 \times 10^9$	LP/LUM/AVE; $\tau_0 = 1.9 \mu\text{s}$ ; OT	84A077
	HgCl <sub>2</sub>	H <sub>2</sub> O	0.01 mol/L HNO <sub>3</sub> , 0.01 mol/L SLS		$3.0 \times 10^7$	LP/LUM/AVE; $\tau_0 = 3.3 \mu\text{s}$ ; OT	84N034
	HgCl <sub>2</sub>	H <sub>2</sub> O	0.01 mol/L HNO <sub>3</sub> , 0.1 mol/L NaNO <sub>3</sub> , 0.01 mol/L SLS		$2.4 \times 10^7$	LP/LUM/AVE; $\tau_0 = 3.4 \mu\text{s}$ ; OT	84N034
	HgCl <sub>2</sub>	H <sub>2</sub> O	0.01 mol/L HNO <sub>3</sub> , [NaNO <sub>3</sub> ] + [NaCl] = 0.40 mol/L, 0.01 mol/L SLS		$2.3 \times 10^7$	LP/LUM/AVE; $\tau_0 = 3.5 \mu\text{s}$ ; OT	84N034
19.17.32.	HgCl <sub>3</sub> <sup>-</sup>	H <sub>2</sub> O	0.01 mol/L HNO <sub>3</sub> , [NaNO <sub>3</sub> ] + [NaCl] = 0.99 mol/L		$8.5 \times 10^9$	LP/LUM/AVE; $\tau_0 = 1.9 \mu\text{s}$ ; OT; $k_q$ from Cl <sup>-</sup> titration at fixed [Hg <sup>II</sup> ] <sub>tot</sub>	84A077
	HgCl <sub>3</sub> <sup>-</sup>	H <sub>2</sub> O	0.01 mol/L HNO <sub>3</sub> , 0.1 mol/L NaNO <sub>3</sub> , 0.01 mol/L SLS		$1.2 \times 10^7$	LP/LUM/AVE; $\tau_0 = 3.4 \mu\text{s}$ ; OT; $k_q$ from Cl <sup>-</sup> titration at fixed [Hg <sup>II</sup> ] <sub>tot</sub>	84N034

TABLE 19. Quenching of excited ruthenium complexes (except  $\text{Ru}(\text{bpy})_3^{2+}$ )—Continued

No.	Quencher	Solvent	Solution Medium	T/°C	$k_q$ /L mol <sup>-1</sup> s <sup>-1</sup>	Comments	Ref.
<b>19.17. Ru(4,7-Me<sub>2</sub>phen)<sub>3</sub><sup>2+</sup>—Continued</b>							
19.17.33.	HgCl <sub>4</sub> <sup>2-</sup>	H <sub>2</sub> O	0.01 mol/L HNO <sub>3</sub> , [NaNO <sub>3</sub> ] + [NaCl] = 0.99 mol/L		1.0 × 10 <sup>9</sup>	LP/LUM/AVE; τ <sub>0</sub> = 1.9 μs; OT; k <sub>q</sub> from Cl <sup>-</sup> titration at fixed [Hg <sup>II</sup> ] <sub>tot</sub>	84A077
19.17.34.	O <sub>2</sub>	H <sub>2</sub> O		25	4.5 × 10 <sup>9</sup>	SS/LUM; τ <sub>0</sub> = 1.7 μs; (LP/LUM/AVE); OT?	766404
19.17.35.	Os(bpy) <sub>3</sub> <sup>2+</sup>	H <sub>2</sub> O	μ = 1.0 (Na <sub>2</sub> SO <sub>4</sub> )	25	2.5 × 10 <sup>9</sup>	LP/LUM/SST; τ <sub>0</sub> = 1.7 μs; ET; [Q] ≤ 0.005 mol/L	80E040
19.17.36.	Os(NH <sub>3</sub> ) <sub>6</sub> <sup>3+</sup>	H <sub>2</sub> O	0.5 mol/L H <sub>2</sub> SO <sub>4</sub>	25	5.0 × 10 <sup>7</sup>	SS/LUM or LP/LUM/SST; τ <sub>0</sub> = 1.7 μs (766404); OT; ET; [Q] = (3-200) × 10 <sup>-4</sup> mol/L	82A145
19.17.37.	Os(NH <sub>3</sub> ) <sub>5</sub> Cl <sup>2+</sup>	H <sub>2</sub> O	0.5 mol/L H <sub>2</sub> SO <sub>4</sub>	25	3.0 × 10 <sup>8</sup>	SS/LUM or LP/LUM/SST; τ <sub>0</sub> = 1.7 μs (766404); OT; ET; [Q] = (3-200) × 10 <sup>-4</sup> mol/L	82A145
19.17.38.	Os(NH <sub>3</sub> ) <sub>5</sub> (H <sub>2</sub> O) <sup>3+</sup>	H <sub>2</sub> O	0.5 mol/L H <sub>2</sub> SO <sub>4</sub>	25	8.7 × 10 <sup>7</sup>	SS/LUM or LP/LUM/SST; τ <sub>0</sub> = 1.7 μs (766404); OT; ET; [Q] = (3-200) × 10 <sup>-4</sup> mol/L	82A145
19.17.39.	Os(NH <sub>3</sub> ) <sub>5</sub> (N <sub>2</sub> ) <sup>2+</sup>	H <sub>2</sub> O	0.5 mol/L H <sub>2</sub> SO <sub>4</sub>	25	≤ 3 × 10 <sup>7</sup>	SS/LUM or LP/LUM/SST; τ <sub>0</sub> = 1.7 μs (766404); RT; [Q] = (3-200) × 10 <sup>-4</sup> mol/L	82A145
19.17.40.	Rh(bpy) <sub>3</sub> <sup>3+</sup>	H <sub>2</sub> O	0.5 mol/L H <sub>2</sub> SO <sub>4</sub> ; μ = 0.5	25	1.3 × 10 <sup>9</sup>	SS/LUM or LP/LUM/SST; OT	81N003
	Rh(bpy) <sub>3</sub> <sup>3+</sup>	H <sub>2</sub> O	0.5 mol/L NaOH; μ = 0.5	25	9.9 × 10 <sup>8</sup>	SS/LUM or LP/LUM/SST; OT	81N003
	Rh(bpy) <sub>3</sub> <sup>3+</sup>	H <sub>2</sub> O	0.17 mol/L Na <sub>2</sub> SO <sub>4</sub> ; μ = 0.5	25	9 × 10 <sup>8</sup>	SS/LUM or LP/LUM/SST; τ <sub>0</sub> = 1.7 μs (766404); OT	82A145
19.17.41.	cis-Rh(bpy) <sub>2</sub> (H <sub>2</sub> O) <sub>2</sub> <sup>3+</sup>	H <sub>2</sub> O	0.5 mol/L H <sub>2</sub> SO <sub>4</sub> ; μ = 0.5	25	1.4 × 10 <sup>9</sup>	SS/LUM or LP/LUM/SST; OT	81N003
19.17.42.	cis-Rh(bpy) <sub>2</sub> (OH) <sub>2</sub> <sup>+</sup>	H <sub>2</sub> O	0.5 mol/L NaOH; μ = 0.5	25	2.5 × 10 <sup>7</sup>	SS/LUM or LP/LUM/SST; ET	81N003
19.17.43.	Rh(4,4'-Me <sub>2</sub> bpy) <sub>3</sub> <sup>3+</sup>	H <sub>2</sub> O	0.17 mol/L Na <sub>2</sub> SO <sub>4</sub> ; μ = 0.5	25	1.2 × 10 <sup>9</sup>	SS/LUM or LP/LUM/SST; τ <sub>0</sub> = 1.7 μs (766404); OT	82A145
19.17.44.	Rh(5-Mephen) <sub>3</sub> <sup>3+</sup>	H <sub>2</sub> O	0.17 mol/L Na <sub>2</sub> SO <sub>4</sub> ; μ = 0.5	25	1.3 × 10 <sup>9</sup>	SS/LUM or LP/LUM/SST; τ <sub>0</sub> = 1.7 μs (766404); OT	82A145
19.17.45.	Rh(5,6-Me <sub>2</sub> phen) <sub>3</sub> <sup>3+</sup>	H <sub>2</sub> O	0.17 mol/L Na <sub>2</sub> SO <sub>4</sub> ; μ = 0.5	25	1.6 × 10 <sup>9</sup>	SS/LUM or LP/LUM/SST; τ <sub>0</sub> = 1.7 μs (766404); OT	82A145

TABLE 19. Quenching of excited ruthenium complexes (except Ru(bpy)<sub>3</sub><sup>2+</sup>)—Continued

No.	Quencher	Solvent	Solution Medium	T/°C	$k_q$ /L mol <sup>-1</sup> s <sup>-1</sup>	Comments	Ref.
<b>19.17. Ru(4,7-Me<sub>2</sub>phen)<sub>3</sub><sup>2+</sup>—Continued</b>							
19.17.46.	Rh(phen) <sub>3</sub> <sup>3+</sup>	H <sub>2</sub> O	0.5 mol/L H <sub>2</sub> SO <sub>4</sub> ; μ = 0.5	25	1.5 × 10 <sup>9</sup>	SS/LUM or LP/LUM/SST; OT	81N003
19.17.47.	Ru(4,7-Me <sub>2</sub> phen) <sub>3</sub> <sup>3+</sup>	AN	0.1 mol/L TEAP	25	2.5 × 10 <sup>9</sup>	LP/LUM/AVE; τ <sub>0</sub> = 1.1 μs; OT	86A077
19.17.48.	Ti <sup>3+</sup>	H <sub>2</sub> O	1.5 mol/L HCl; μ = 3.0 (LiCl)	25	3.8 × 10 <sup>6</sup>	LP/LUM/SST; τ <sub>0</sub> = 1.3 μs; ET; 20-60% Ti <sup>3+</sup> coordinated by Cl <sup>-</sup>	79A183
<i>Organic Quenchers</i>							
19.17.49.	bpyH <sup>+</sup>	H <sub>2</sub> O	μ = 0.5 (NaHSO <sub>4</sub> , Na <sub>2</sub> SO <sub>4</sub> )	25	1.4 × 10 <sup>9</sup>	SS/LUM; τ <sub>0</sub> = 1.7 μs (766404); OT; [Q] = (5-50) × 10 <sup>-4</sup> mol/L; k <sub>q</sub> from pH dependence of K <sub>SV</sub>	83C017
	bpyH <sup>+</sup>	H <sub>2</sub> O	μ = 0.5 (HCl, NaCl)	25	2.4 × 10 <sup>9</sup>	SS/LUM; τ <sub>0</sub> = 1.7 μs (766404); OT; [Q] = (5-50) × 10 <sup>-4</sup> mol/L; k <sub>q</sub> from pH dependence of K <sub>SV</sub>	83C017
19.17.50.	N,N'-Dibenzyl-vio <sup>2+</sup>	H <sub>2</sub> O	0.17 mol/L Na <sub>2</sub> SO <sub>4</sub> ; μ = 0.5	25	2.4 × 10 <sup>9</sup>	SS/LUM or LP/LUM/SST; τ <sub>0</sub> = 1.7 μs (766404); OT; [Q] = (3.5-500) × 10 <sup>-5</sup> mol/L	82A145
19.17.51.	N,N'-Diethylaniline	MeOH		25	8.6 × 10 <sup>6</sup>	SL/LUM/SPC; τ <sub>0</sub> = 0.85 μs; ΔG <sup>‡</sup> = 33 kJ/mol; RT	83E623
19.17.52.	N,N'-Dimethylaniline	MeOH		25	3.7 × 10 <sup>6</sup>	SL/LUM/SPC; τ <sub>0</sub> = 0.85 μs; ΔG <sup>‡</sup> = 36 kJ/mol; RT	83E623
19.17.53.	4,4'-Dimethyl-bpyH <sub>2</sub> <sup>2+</sup>	H <sub>2</sub> O	μ = 0.5 (NaHSO <sub>4</sub> , Na <sub>2</sub> SO <sub>4</sub> )	25	2.4 × 10 <sup>9</sup>	SS/LUM; τ <sub>0</sub> = 1.7 μs (766404); OT; [Q] = (5-50) × 10 <sup>-4</sup> mol/L; k <sub>q</sub> from pH dependence of K <sub>SV</sub>	83C017
19.17.54.	DQ <sup>2-</sup>	H <sub>2</sub> O	0.17 mol/L Na <sub>2</sub> SO <sub>4</sub> ; μ = 0.5	25	2.4 × 10 <sup>9</sup>	SS/LUM or LP/LUM/SST; τ <sub>0</sub> = 1.7 μs (766404); OT; [Q] = (3.5-500) × 10 <sup>-5</sup> mol/L	82A145
	DQ <sup>2-</sup>	H <sub>2</sub> O	μ = 0.5 (HCl, NaCl)	25	4.1 × 10 <sup>9</sup>	SS/LUM; τ <sub>0</sub> = 1.7 μs (766404); [Q] = (5-50) × 10 <sup>-4</sup> mol/L	83C017
19.17.55.	N,N'-Ethylene-4,4'-dimethyl- bpy <sup>2+</sup>	H <sub>2</sub> O	0.17 mol/L Na <sub>2</sub> SO <sub>4</sub> ; μ = 0.5	25	2.1 × 10 <sup>9</sup>	SS/LUM or LP/LUM/SST; τ <sub>0</sub> = 1.7 μs (766404); OT; [Q] = (3.5-500) × 10 <sup>-5</sup> mol/L	82A145

TABLE 19. Quenching of excited ruthenium complexes (except Ru(bpy)<sub>3</sub><sup>2+</sup>)—Continued

No.	Quencher	Solvent	Solution Medium	T/°C	$k_q$ /L mol <sup>-1</sup> s <sup>-1</sup>	Comments	Ref.
<b>19.17. Ru(4,7-Me<sub>2</sub>phen)<sub>3</sub><sup>2+</sup>—Continued</b>							
19.17.56.	MV <sup>2+</sup>	H <sub>2</sub> O	0.17 mol/L Na <sub>2</sub> SO <sub>4</sub> ; $\mu = 0.5$	25	$1.8 \times 10^9$	SS/LUM or LP/LUM/SST; $\tau_0 = 1.7 \mu\text{s}$ (766404); OT; [Q] = (3.5-500) $\times 10^{-5}$ mol/L	82A145
	MV <sup>2+</sup>	H <sub>2</sub> O	0.0067 mol/L Pbuf, $\leq 0.2$ mol/L HSEtOH; pH 7	30	$4.4 \times 10^8$	SS/QYP; $\tau_0 = 1.7 \mu\text{s}$ (766404); OT; [Q] $\leq 0.01$ mol/L; $\tau_0$ at 25 °C; see Mech. [7]	81A139
19.17.57.	4,N,N-Trimethylaniline	MeOH		25	$1.8 \times 10^8$	SL/LUM/SPC; $\tau_0 = 0.85$ $\mu\text{s}$ ; $\Delta G^\ddagger = 26$ kJ/mol; RT	83E623
<b>19.18. Ru(5-Mephen)<sub>3</sub><sup>2+</sup></b>							
<i>Inorganic Quenchers</i>							
19.18.1.	Co(bpy) <sub>3</sub> <sup>2+</sup>	H <sub>2</sub> O	0.16 mol/L Na <sub>2</sub> SO <sub>4</sub> , Pbuf; pH 7.8; $\mu = 0.5$ ; [Co <sup>II</sup> ]/[L] = 0.2	25	$1.2 \times 10^9$	SS/LUM; $\tau_0 = 1.3 \mu\text{s}$ (766404); OT, ET	85S022
19.18.2.	Co(sep) <sup>3+</sup>	H <sub>2</sub> O	0.2 mol/L LiCl	25	$7.3 \times 10^8$	SS/LUM; $\tau_0 = 1.3 \mu\text{s}$ (766404); ET, OT	84A238
	Co(sep) <sup>3+</sup>	H <sub>2</sub> O	0.5 mol/L H <sub>2</sub> SO <sub>4</sub>	25	$5.5 \times 10^8$	SS/LUM; $\tau_0 = 1.3 \mu\text{s}$ (766404); ET, OT	84A238
19.18.3.	Cr <sup>3+</sup>	H <sub>2</sub> O	0.04 mol/L H <sub>2</sub> SO <sub>4</sub> ; $\mu = 1.0$ (MgCl <sub>2</sub> )	25	$1.3 \times 10^7$	SS/LUM; $\tau_0 = 1.3 \mu\text{s}$ (LP/LUM/AVE); ET	766404
19.18.4.	Cu <sup>2+</sup>	H <sub>2</sub> O	$\mu = 0.12$ (NaNO <sub>3</sub> )	25	$4.9 \times 10^7$ (calc)	LP/LUM/SST; $\tau_0 = 1.4 \mu\text{s}$ ; OT	85N199
	Cu <sup>2+</sup>	H <sub>2</sub> O	0.5 mol/L H <sub>2</sub> SO <sub>4</sub>	25	$6.0 \times 10^7$	SS/LUM; $\tau_0 = 1.3 \mu\text{s}$ (766404); OT; $f = 0.74$	78A090
19.18.5.	Eu <sup>3+</sup>	H <sub>2</sub> O	0.025 mol/L HCl, [MgCl <sub>2</sub> ] + [Eu <sup>3+</sup> ] = 0.9 mol/L	25	$4.2 \times 10^5$	SS/LUM; $\tau_0 = 1.3 \mu\text{s}$ (LP/LUM/AVE); OT; Q mainly as EuCl <sup>2+</sup>	766404
19.18.6.	Fe <sup>3+</sup>	H <sub>2</sub> O	0.5 mol/L H <sub>2</sub> SO <sub>4</sub>	25	$2.6 \times 10^9$	SS/LUM; $\tau_0 = 1.3 \mu\text{s}$ (LP/LUM/AVE); OT	766404
19.18.7.	Hg <sup>2+</sup>	H <sub>2</sub> O	0.05 mol/L HNO <sub>3</sub> ; $\mu = 0.063$ (NaNO <sub>3</sub> )	~23	$8.4 \times 10^7$	LP/LUM/AVE; $\tau_0 = 1.5 \mu\text{s}$ ; OT	84A148
	Hg <sup>2+</sup>	H <sub>2</sub> O	0.05 mol/L HNO <sub>3</sub> ; $\mu = 0.5$ (NaNO <sub>3</sub> )	~23	$3.3 \times 10^8$	LP/LUM/AVE; $\tau_0 = 1.5 \mu\text{s}$ ; OT	84A148

TABLE 19. Quenching of excited ruthenium complexes (except Ru(bpy)<sub>3</sub><sup>2+</sup>)—Continued

No.	Quencher	Solvent	Solution Medium	T/°C	$k_q$ /L mol <sup>-1</sup> s <sup>-1</sup>	Comments	Ref.
<b>19.18. Ru(5-Mephen)<sub>3</sub><sup>2+</sup>—Continued</b>							
19.18.8.	HgCl <sub>2</sub>	H <sub>2</sub> O	0.01 mol/L HNO <sub>3</sub> , 0.09 mol/L NaNO <sub>3</sub>		1.9 × 10 <sup>9</sup>	LP/LUM/AVE; τ <sub>0</sub> = 1.4 μs; OT	84A077
	HgCl <sub>2</sub>	H <sub>2</sub> O	0.01 mol/L HNO <sub>3</sub> , 0.99 mol/L NaNO <sub>3</sub>		2.6 × 10 <sup>9</sup>	LP/LUM/AVE; τ <sub>0</sub> = 1.4 μs; OT	84A077
	HgCl <sub>2</sub>	H <sub>2</sub> O	0.01 mol/L HNO <sub>3</sub> , 0.01 mol/L SLS		1.3 × 10 <sup>7</sup>	LP/LUM/AVE; τ <sub>0</sub> = 2.3 μs; OT	84N034
	HgCl <sub>2</sub>	H <sub>2</sub> O	0.01 mol/L HNO <sub>3</sub> , 0.1 mol/L NaNO <sub>3</sub> , 0.01 mol/L SLS		1.1 × 10 <sup>7</sup>	LP/LUM/AVE; τ <sub>0</sub> = 2.4 μs; OT	84N034
19.18.9.	HgCl <sub>3</sub> <sup>-</sup>	H <sub>2</sub> O	0.01 mol/L HNO <sub>3</sub> , [NaNO <sub>3</sub> ] + [NaCl] = 0.99 mol/L		6.3 × 10 <sup>9</sup>	LP/LUM/AVE; τ <sub>0</sub> = 1.4 μs; OT; k <sub>q</sub> from Cl <sup>-</sup> titration at fixed [Hg <sup>II</sup> ] <sub>tot</sub>	84A077
	HgCl <sub>3</sub> <sup>-</sup>	H <sub>2</sub> O	0.01 mol/L HNO <sub>3</sub> , 0.1 mol/L NaNO <sub>3</sub> , 0.01 mol/L SLS		~3 × 10 <sup>6</sup>	LP/LUM/AVE; τ <sub>0</sub> = 2.4 μs; OT; k <sub>q</sub> from Cl <sup>-</sup> titration at fixed [Hg <sup>II</sup> ] <sub>tot</sub>	84N034
19.18.10.	HgCl <sub>4</sub> <sup>2-</sup>	H <sub>2</sub> O	0.01 mol/L HNO <sub>3</sub> , [NaNO <sub>3</sub> ] + [NaCl] = 0.99 mol/L		8.1 × 10 <sup>8</sup>	LP/LUM/AVE; τ <sub>0</sub> = 1.4 μs; OT; k <sub>q</sub> from Cl <sup>-</sup> titration at fixed [Hg <sup>II</sup> ] <sub>tot</sub>	84A077
19.18.11.	O <sub>2</sub>	H <sub>2</sub> O		25	5.0 × 10 <sup>9</sup>	SS/LUM; τ <sub>0</sub> = 1.3 μs (LP/LUM/AVE); OT?	766404
19.18.12.	Rh(bpy) <sub>3</sub> <sup>3+</sup>	H <sub>2</sub> O	0.17 mol/L Na <sub>2</sub> SO <sub>4</sub> ; μ = 0.5	25	7 × 10 <sup>8</sup>	SS/LUM or LP/LUM/SST; τ <sub>0</sub> = 1.3 μs (766404); OT	82A145
19.18.13.	Rh(4,4'-Me <sub>2</sub> bpy) <sub>3</sub> <sup>3+</sup>	H <sub>2</sub> O	0.17 mol/L Na <sub>2</sub> SO <sub>4</sub> ; μ = 0.5	25	4.9 × 10 <sup>8</sup>	SS/LUM or LP/LUM/SST; τ <sub>0</sub> = 1.3 μs (766404); OT	82A145
19.18.14.	Rh(5-Mephen) <sub>3</sub> <sup>3+</sup>	H <sub>2</sub> O	0.17 mol/L Na <sub>2</sub> SO <sub>4</sub> ; μ = 0.5	25	1.0 × 10 <sup>9</sup>	SS/LUM or LP/LUM/SST; τ <sub>0</sub> = 1.3 μs (766404); OT	82A145
19.18.15.	Rh(5,6-Me <sub>2</sub> phen) <sub>3</sub> <sup>3+</sup>	H <sub>2</sub> O	0.17 mol/L Na <sub>2</sub> SO <sub>4</sub> ; μ = 0.5	25	1.3 × 10 <sup>9</sup>	SS/LUM or LP/LUM/SST; τ <sub>0</sub> = 1.3 μs (766404); OT	82A145
<i>Organic Quenchers</i>							
19.18.16.	Ascorbate ion	H <sub>2</sub> O	pH 5; μ = 0.7 (Na <sub>2</sub> SO <sub>4</sub> )	25	1.7 × 10 <sup>8</sup>	SS/LUM; τ <sub>0</sub> = 1.3 μs (766404); RT	82A278
19.18.17.	bpyH <sup>+</sup>	H <sub>2</sub> O	μ = 0.5 (HCl, NaCl)	25	3.4 × 10 <sup>7</sup>	SS/LUM; τ <sub>0</sub> = 1.3 μs (766404); OT; [Q] = (5-50) × 10 <sup>-4</sup> mol/L; k <sub>q</sub> from pH dependence of K <sub>SV</sub>	83C017

TABLE 19. Quenching of excited ruthenium complexes (except Ru(bpy)<sub>3</sub><sup>2+</sup>)—Continued

No.	Quencher	Solvent	Solution Medium	T/°C	$k_q$ /L mol <sup>-1</sup> s <sup>-1</sup>	Comments	Ref.
<b>19.18. Ru(5-Mephen)<sub>2</sub><sup>2+</sup>—Continued</b>							
19.18.18.	bpyH <sub>2</sub> <sup>2+</sup>	H <sub>2</sub> O	μ = 0.5 (HCl, NaCl)	25	3.2 × 10 <sup>9</sup>	SS/LUM; τ <sub>0</sub> = 1.3 μs (766404); OT; [Q] = (5-50) × 10 <sup>-4</sup> mol/L; k <sub>q</sub> from pH dependence of K <sub>SV</sub>	83C017
19.18.19.	DQ <sup>2+</sup>	H <sub>2</sub> O	μ = 0.5 (HCl, NaCl)	25	3.3 × 10 <sup>9</sup>	SS/LUM; τ <sub>0</sub> = 1.3 μs (766404); [Q] = (5-50) × 10 <sup>-4</sup> mol/L	83C017
19.18.20.	phenH <sup>+</sup>	H <sub>2</sub> O	μ = 0.5 (HCl, NaCl)	25	1.8 × 10 <sup>9</sup>	SS/LUM; τ <sub>0</sub> = 1.3 μs (766404); OT; [Q] = (5-50) × 10 <sup>-4</sup> mol/L; k <sub>q</sub> from pH dependence of K <sub>SV</sub>	83C017
19.18.21.	phenH <sub>2</sub> <sup>2+</sup>	H <sub>2</sub> O	μ = 0.5 (HCl, NaCl)	25	3.8 × 10 <sup>9</sup>	SS/LUM; τ <sub>0</sub> = 1.3 μs (766404); OT; [Q] = (5-50) × 10 <sup>-4</sup> mol/L; k <sub>q</sub> from pH dependence of K <sub>SV</sub>	83C017
<b>19.19. Ru(5,6-Me<sub>2</sub>phen)<sub>2</sub><sup>2+</sup></b>							
<i>Inorganic Quenchers</i>							
19.19.1.	Co(en) <sub>3</sub> <sup>3+</sup>	H <sub>2</sub> O	ACbuf; pH 4.7; μ = 0.01 (NaCl)	25	9.1 × 10 <sup>7</sup>	SS/LUM; τ <sub>0</sub> = 1.8 μs (84A238); ET, OT; [Q] = (3-90) × 10 <sup>-4</sup> mol/L	85F161
19.19.2.	Co(NH <sub>3</sub> ) <sub>6</sub> <sup>3+</sup>	H <sub>2</sub> O	ACbuf; pH 4.7; μ = 0.01 (NaCl)	25	5.3 × 10 <sup>7</sup>	SS/LUM; τ <sub>0</sub> = 1.8 μs (84A238); ET, OT; [Q] = (3-90) × 10 <sup>-4</sup> mol/L	85F161
19.19.3.	Co(sep) <sup>3+</sup>	H <sub>2</sub> O	0.2 mol/L LiCl	25	7.2 × 10 <sup>8</sup>	SS/LUM; τ <sub>0</sub> = 1.8 μs (766404); ET, OT	84A238
	Co(sep) <sup>3+</sup>	H <sub>2</sub> O	0.5 mol/L H <sub>2</sub> SO <sub>4</sub>	25	5.7 × 10 <sup>8</sup>	SS/LUM; τ <sub>0</sub> = 1.8 μs (766404); ET, OT	84A238
19.19.4.	Cr <sup>3+</sup>	H <sub>2</sub> O	0.04 mol/L H <sub>2</sub> SO <sub>4</sub> ; μ = 1.0 (MgCl <sub>2</sub> )	25	1.4 × 10 <sup>7</sup>	SS/LUM; τ <sub>0</sub> = 1.8 μs (LP/LUM/AVE); ET	766404
19.19.5.	Cu <sup>2+</sup>	H <sub>2</sub> O	μ = 0.12 (NaNO <sub>3</sub> )	25	5.2 × 10 <sup>7</sup> (calc)	LP/LUM/SST; τ <sub>0</sub> = 1.8 μs; OT	85N199
	Cu <sup>2+</sup>	H <sub>2</sub> O	0.5 mol/L H <sub>2</sub> SO <sub>4</sub>	25	7.6 × 10 <sup>7</sup>	SS/LUM; τ <sub>0</sub> = 1.8 μs (766404); OT; f = 0.79	78A090
19.19.5.	Eu <sup>3+</sup>	H <sub>2</sub> O	0.025 mol/L HCl, [MgCl <sub>2</sub> ] + [Eu <sup>3+</sup> ] = 0.9 mol/L	25	7.5 × 10 <sup>5</sup>	SS/LUM; τ <sub>0</sub> = 1.8 μs (LP/LUM/AVE); OT; Q mainly as EuCl <sup>2+</sup>	766404
19.19.7.	Eu(crypt) <sup>3+</sup>	H <sub>2</sub> O	1 mol/L KCl	~22	6.0 × 10 <sup>7</sup>	SL/LUM/SPC; OT; [Q] = 0.01-0.1 mol/L	86E195



TABLE 19. Quenching of excited ruthenium complexes (except Ru(bpy)<sub>3</sub><sup>2+</sup>)—Continued

No.	Quencher	Solvent	Solution Medium	T/°C	$k_q$ /L mol <sup>-1</sup> s <sup>-1</sup>	Comments	Ref.
<b>19.19. Ru(5,6-Me<sub>2</sub>phen)<sub>3</sub><sup>2+</sup>—Continued</b>							
19.19.8.	Fe <sup>3+</sup>	H <sub>2</sub> O	0.5 mol/L H <sub>2</sub> SO <sub>4</sub>	25	$2.6 \times 10^9$	SS/LUM; $\tau_0 = 1.8 \mu\text{s}$ (LP/LUM/AVE); OT	766404
19.19.9.	Hg <sup>2+</sup>	H <sub>2</sub> O	0.05 mol/L HNO <sub>3</sub> ; $\mu = 0.063$ (NaNO <sub>3</sub> )	~23	$8.3 \times 10^7$	LP/LUM/AVE; $\tau_0 = 1.9 \mu\text{s}$ ; OT	84A148
	Hg <sup>2+</sup>	H <sub>2</sub> O	0.05 mol/L HNO <sub>3</sub> ; $\mu = 0.5$ (NaNO <sub>3</sub> )	~23	$3.6 \times 10^8$	LP/LUM/AVE; $\tau_0 = 2.0 \mu\text{s}$ ; OT	84A148
19.19.10.	HgCl <sub>2</sub>	H <sub>2</sub> O	0.01 mol/L HNO <sub>3</sub> , 0.09 mol/L NaNO <sub>3</sub>		$2.9 \times 10^9$	LP/LUM/AVE; $\tau_0 = 1.9 \mu\text{s}$ ; OT	84A077
	HgCl <sub>2</sub>	H <sub>2</sub> O	0.01 mol/L HNO <sub>3</sub> , 0.99 mol/L NaNO <sub>3</sub>		$2.6 \times 10^9$	LP/LUM/AVE; $\tau_0 = 1.9 \mu\text{s}$ ; OT	84A077
	HgCl <sub>2</sub>	H <sub>2</sub> O	0.01 mol/L HNO <sub>3</sub> , 0.01 mol/L SLS		$1.7 \times 10^7$	LP/LUM/AVE; $\tau_0 = 3.1 \mu\text{s}$ ; OT	84N034
	HgCl <sub>2</sub>	H <sub>2</sub> O	0.01 mol/L HNO <sub>3</sub> , 0.1 mol/L NaNO <sub>3</sub> , 0.01 mol/L SLS		$1.3 \times 10^7$	LP/LUM/AVE; $\tau_0 = 3.2 \mu\text{s}$ ; OT	84N034
19.19.11.	HgCl <sub>3</sub> <sup>-</sup>	H <sub>2</sub> O	0.01 mol/L HNO <sub>3</sub> , [NaNO <sub>3</sub> ] + [NaCl] = 0.99 mol/L		$5.0 \times 10^9$	LP/LUM/AVE; $\tau_0 = 1.9 \mu\text{s}$ ; OT; $k_q$ from Cl <sup>-</sup> titration at fixed [Hg <sup>II</sup> ] <sub>tot</sub>	84A077
	HgCl <sub>3</sub> <sup>-</sup>	H <sub>2</sub> O	0.01 mol/L HNO <sub>3</sub> , 0.1 mol/L NaNO <sub>3</sub> , 0.01 mol/L SLS		$\sim 4 \times 10^6$	LP/LUM/AVE; $\tau_0 = 3.2 \mu\text{s}$ ; OT; $k_q$ from Cl <sup>-</sup> titration at fixed [Hg <sup>II</sup> ] <sub>tot</sub>	84N034
19.19.12.	HgCl <sub>4</sub> <sup>2-</sup>	H <sub>2</sub> O	0.01 mol/L HNO <sub>3</sub> , [NaNO <sub>3</sub> ] + [NaCl] = 0.99 mol/L		$7.8 \times 10^8$	LP/LUM/AVE; $\tau_0 = 1.9 \mu\text{s}$ ; OT; $k_q$ from Cl <sup>-</sup> titration at fixed [Hg <sup>II</sup> ] <sub>tot</sub>	84A077
19.19.13.	O <sub>2</sub>	H <sub>2</sub> O		25	$4.7 \times 10^9$	SS/LUM; $\tau_0 = 1.8 \mu\text{s}$ (LP/LUM/AVE); OT?	766404
19.19.14.	Os(NH <sub>3</sub> ) <sub>6</sub> <sup>3+</sup>	H <sub>2</sub> O	0.5 mol/L H <sub>2</sub> SO <sub>4</sub>	25	$\leq 3 \times 10^7$	SS/LUM or LP/LUM/SST; $\tau_0 = 1.8 \mu\text{s}$ (766404); OT, ET?; [Q] = (3-200) × 10 <sup>-4</sup> mol/L	82A145
19.19.15.	Os(NH <sub>3</sub> ) <sub>5</sub> (H <sub>2</sub> O) <sup>3+</sup>	H <sub>2</sub> O	0.5 mol/L H <sub>2</sub> SO <sub>4</sub>	25	$\leq 2 \times 10^7$	SS/LUM or LP/LUM/SST; $\tau_0 = 1.8 \mu\text{s}$ (766404); OT, ET?; [Q] = (3-200) × 10 <sup>-4</sup> mol/L	82A145

TABLE 19. Quenching of excited ruthenium complexes (except Ru(bpy)<sub>3</sub><sup>2+</sup>)—Continued

No.	Quencher	Solvent	Solution Medium	T/°C	$k_q$ /L mol <sup>-1</sup> s <sup>-1</sup>	Comments	Ref.
<b>19.19.</b>	<b>Ru(5,6-Me<sub>2</sub>phen)<sub>3</sub><sup>2+</sup></b> —Continued						
19.19.16.	Os(NH <sub>3</sub> ) <sub>2</sub> I <sup>2+</sup>	H <sub>2</sub> O	0.5 mol/L H <sub>2</sub> SO <sub>4</sub>	25	6.6 × 10 <sup>9</sup>	SS/LUM or LP/LUM/SST; τ <sub>0</sub> = 1.8 μs (766404); OT, ET; [Q] = (3-200) × 10 <sup>-4</sup> mol/L	82A146
	<i>Organic Quenchers</i>						
19.19.17.	Ascorbate ion	H <sub>2</sub> O	pH 5; μ = 0.7 (Na <sub>2</sub> SO <sub>4</sub> )	25	1.1 × 10 <sup>8</sup>	SS/LUM; τ <sub>0</sub> = 1.8 μs (766404); RT	82A278
19.19.18.	bpyH <sup>+</sup>	H <sub>2</sub> O	μ = 0.5 (HCl, NaCl)	25	9.9 × 10 <sup>7</sup>	SS/LUM; τ <sub>0</sub> = 1.8 μs (766404); OT; [Q] = (5-50) × 10 <sup>-4</sup> mol/L; k <sub>q</sub> from pH dependence of K <sub>SV</sub>	83C017
	bpyH <sup>+</sup>	H <sub>2</sub> O	μ = 0.5 (NaHSO <sub>4</sub> , Na <sub>2</sub> SO <sub>4</sub> )	25	6 × 10 <sup>7</sup>	SS/LUM; τ <sub>0</sub> = 1.8 μs (766404); OT; [Q] = (5-50) × 10 <sup>-4</sup> mol/L; k <sub>q</sub> from pH dependence of K <sub>SV</sub>	83C017
19.19.19.	bpyH <sub>2</sub> <sup>2+</sup>	H <sub>2</sub> O	μ = 0.5 (HCl, NaCl)	25	3.6 × 10 <sup>9</sup>	SS/LUM; τ <sub>0</sub> = 1.8 μs (766404); OT; [Q] = (5-50) × 10 <sup>-4</sup> mol/L; k <sub>q</sub> from pH dependence of K <sub>SV</sub>	83C017
19.19.20.	N,N-Diethylaniline	MeOH		25	2.0 × 10 <sup>8</sup>	SL/LUM/SPC; τ <sub>0</sub> = 1.4 μs; ΔG <sup>‡</sup> = 26 kJ/mol; RT	83E623
19.19.21.	DQ <sup>2+</sup>	H <sub>2</sub> O	μ = 0.5 (HCl, NaCl)	25	3.2 × 10 <sup>9</sup>	SS/LUM; τ <sub>0</sub> = 1.8 μs (766404); [Q] = (5-50) × 10 <sup>-4</sup> mol/L	83C017
19.19.22.	4,N,N-Trimethylaniline	MeOH		25	3.3 × 10 <sup>9</sup>	SL/LUM/SPC; τ <sub>0</sub> = 1.4 μs; ΔG <sup>‡</sup> = 19 kJ/mol; RT	83E623
<b>19.20.</b>	<b>Ru(4,7-(PhSO<sub>3</sub>)<sub>2</sub>phen)<sub>3</sub><sup>4-</sup></b>						
	<i>Inorganic Quenchers</i>						
19.20.1.	O <sub>2</sub>	MeOR			1.9 × 10 <sup>9</sup>	SS/LUM; τ <sub>0</sub> = 5.5 μs (LP/LUM/AVE); ET	777221
<b>19.21.</b>	<b>Ru(4,7-Ph<sub>2</sub>phen)<sub>3</sub><sup>2+</sup></b>						
	<i>Inorganic Quenchers</i>						
19.21.1.	Fe(CN) <sub>6</sub> <sup>4-</sup>	H <sub>2</sub> O			1.5 × 10 <sup>10</sup>	SL/LUM/SPC; τ <sub>0</sub> <sup>air</sup> = 0.91 μs; [Q] ≤ 2 × 10 <sup>-4</sup> mol/L; some SQ	85R098
	Fe(CN) <sub>6</sub> <sup>4-</sup>	H <sub>2</sub> O/Me <sub>2</sub> SO <sub>4</sub> (9/1)	0.0045 mol/L TRbuf; 0.045 mol/L NaCl; pH 7.2		3.0 × 10 <sup>9</sup>	SL/LUM/SPC; τ <sub>0</sub> <sup>air</sup> = 0.93 μs; [Q] ≤ 6 × 10 <sup>-4</sup> mol/L; some SQ	85R098

TABLE 19. Quenching of excited ruthenium complexes (except Ru(bpy)<sub>3</sub><sup>2+</sup>)—Continued

No.	Quencher	Solvent	Solution Medium	T/°C	$k_q$ /L mol <sup>-1</sup> s <sup>-1</sup>	Comments	Ref.
<b>19.21. Ru(4,7-Ph<sub>2</sub>phen)<sub>3</sub><sup>2+</sup>—Continued</b>							
19.21.2.	HgCl <sub>2</sub>	H <sub>2</sub> O	0.01 mol/L HNC <sub>3</sub> , 0.01 mol/L SLS		9.5 × 10 <sup>5</sup>	LP/LUM/AVE; τ <sub>0</sub> = 5.8 μs; OT	84N034
	HgCl <sub>2</sub>	H <sub>2</sub> O	0.01 mol/L HNC <sub>3</sub> , 0.1 mol/L NaNO <sub>3</sub> , 0.01 mol/L SLS		8.0 × 10 <sup>5</sup>	LP/LUM/AVE; τ <sub>0</sub> = 5.8 μs; OT	84N034
19.21.3.	O <sub>2</sub>	MeOH			2.5 × 10 <sup>9</sup>	SS/LUM; τ <sub>0</sub> = 5.3 μs (LP/LUM/AVE); ET	777221
<i>Organic Quenchers</i>							
19.21.4.	<i>N,N'</i> -Dibutyl-vio <sup>2+</sup>	AN	μ = 0 (calc'd)		1.6 × 10 <sup>8</sup>	LP/LUM/SST; OT	83N153
19.21.5.	<i>N,N'</i> -Diethyl-vio <sup>2+</sup>	AN	μ = 0 (calc'd)		1.5 × 10 <sup>8</sup>	LP/LUM/SST; OT	83N153
<b>19.22. Ru(5-Phphen)<sub>3</sub><sup>2+</sup></b>							
<i>Inorganic Quenchers</i>							
19.22.1.	Cu <sup>2+</sup>	H <sub>2</sub> O	0.5 mol/L H <sub>2</sub> SO <sub>4</sub>	25	5.7 × 10 <sup>7</sup>	SS/LUM; τ <sub>0</sub> = 1.3 μs (766404); OT; f = 0.51	78A090
19.22.2.	Fe <sup>3+</sup>	H <sub>2</sub> O	0.5 mol/L H <sub>2</sub> SO <sub>4</sub>	25	2.7 × 10 <sup>9</sup>	SS/LUM; τ <sub>0</sub> = 1.3 μs (LP/LUM/AVE); OT	766404
19.22.3.	O <sub>2</sub>	H <sub>2</sub> O		25	4.7 × 10 <sup>9</sup>	SS/LUM; τ <sub>0</sub> = 1.3 μs (LP/LUM/AVE); OT?	766404
<b>19.23. Ru[4,4'-(SO<sub>3</sub>)<sub>2</sub>bpy]<sub>3</sub><sup>4-</sup></b>							
<i>Inorganic Quenchers</i>							
19.23.1.	Cu <sup>2+</sup>	D <sub>2</sub> O	μ = 0.2 (NaClO <sub>4</sub> )	25	1.6 × 10 <sup>8</sup>	SL/LUM/SPC; τ <sub>0</sub> = 0.99 μs; OT	85E617
	Cu <sup>2+</sup>	H <sub>2</sub> O	pH 5-6; μ = 0.2 (NaClO <sub>4</sub> )	25	1.9 × 10 <sup>8</sup>	SL/LUM/SPC; τ <sub>0</sub> = 0.48 μs; OT; [Q] ≤ 0.025 mol/L	85E617
	Cu <sup>2+</sup>	H <sub>2</sub> O	0.25 mol/L H <sub>2</sub> SO <sub>4</sub> ; μ = 0.95	25	7.5 × 10 <sup>7</sup>	SL/LUM/SPC; OT	85E617
<i>Organic Quenchers</i>							
19.23.2.	MV <sup>2+</sup>	H <sub>2</sub> O	μ = 0 (calc'd, Na <sub>2</sub> SO <sub>4</sub> )	25	2.3 × 10 <sup>10</sup>	SL/LUM/SPC; τ <sub>0</sub> = 0.48 μs; OT	85E617
<b>19.24. Ru(2,2'-bipyrazine)<sub>3</sub><sup>2+</sup></b>							
<i>Inorganic Quenchers</i>							
19.24.1.	Cl <sup>-</sup>	AN			1.6 × 10 <sup>9</sup>	LP/LUM/SST; τ <sub>0</sub> = 0.84 μs; RT?	86A134
19.24.2.	Co(NH <sub>3</sub> ) <sub>6</sub> <sup>3+</sup>	H <sub>2</sub> O	μ = 1.0 (KCl)	20	1.3 × 10 <sup>8</sup>	SS/LUM; τ <sub>0</sub> = 0.92 μs (LP/LUM/AVE); OT	85E218
19.24.3.	Co(NH <sub>3</sub> ) <sub>5</sub> Cl <sup>2+</sup>	H <sub>2</sub> O	μ = 1.0 (KCl)	20	5.7 × 10 <sup>9</sup>	SS/LUM; τ <sub>0</sub> = 0.92 μs (LP/LUM/AVE); OT	85E218

TABLE 19. Quenching of excited ruthenium complexes (except Ru(bpy)<sub>3</sub><sup>2+</sup>)—Continued

No.	Quencher	Solvent	Solution Medium	T/°C	$k_q$ /L mol <sup>-1</sup> s <sup>-1</sup>	Comments	Ref.
<b>19.24. Ru(2,2'-bipyrazine)<sub>3</sub><sup>2+</sup>—Continued</b>							
19.24.4.	Cu <sup>2+</sup>	H <sub>2</sub> O	μ = 1.0 (KCl)	20	5 × 10 <sup>8</sup>	SS/LUM; τ <sub>0</sub> = 0.92 μs (LP/LUM/AVE); OT	85E218
	Cu <sup>2+</sup>	H <sub>2</sub> O	2 mol/L H <sub>2</sub> SO <sub>4</sub>	20	5 × 10 <sup>8</sup>	SS/LUM; τ <sub>0</sub> = 50 ns (LP/LUM/AVE); ET; S* monoprotonated	85E218
	Cu <sup>2+</sup>	H <sub>2</sub> SO <sub>4</sub> (98%)		20	3 × 10 <sup>7</sup>	SS/LUM; τ <sub>0</sub> = 0.52 μs (LP/LUM/AVE); S* hexaprotonated	85E218
19.24.5.	Fe <sup>2+</sup>	H <sub>2</sub> O	μ = 1.0 (KCl)	20	6 × 10 <sup>8</sup>	SS/LUM; τ <sub>0</sub> = 0.92 μs (LP/LUM/AVE); RT	85E218
	Fe <sup>2+</sup>	H <sub>2</sub> O	2 mol/L H <sub>2</sub> SO <sub>4</sub>	20	7 × 10 <sup>8</sup>	SS/LUM; τ <sub>0</sub> = 50 ns (LP/LUM/AVE); RT; S* monoprotonated	85E218
	Fe <sup>2+</sup>	H <sub>2</sub> SO <sub>4</sub> (98%)		20	1.1 × 10 <sup>8</sup>	SS/LUM; τ <sub>0</sub> = 0.52 μs (LP/LUM/AVE); S* hexaprotonated	85E218
19.24.6.	Fe <sup>3+</sup>	H <sub>2</sub> O	μ = 1.0 (KCl)	20	1.1 × 10 <sup>10</sup>	SS/LUM; τ <sub>0</sub> = 0.92 μs (LP/LUM/AVE); OT	85E218
	Fe <sup>3+</sup>	H <sub>2</sub> O	2 mol/L H <sub>2</sub> SO <sub>4</sub>	20	1 × 10 <sup>8</sup>	SS/LUM; τ <sub>0</sub> = 50 ns (LP/LUM/AVE); OT; S* monoprotonated	85E218
	Fe <sup>3+</sup>	H <sub>2</sub> SO <sub>4</sub> (98%)		20	1 × 10 <sup>7</sup>	SS/LUM; τ <sub>0</sub> = 0.52 μs (LP/LUM/AVE); S* hexaprotonated	85E218
19.24.7.	Fe(CN) <sub>6</sub> <sup>3-</sup>	H <sub>2</sub> O	μ = 1.0 (KCl)	20	5.6 × 10 <sup>9</sup>	SS/LUM; τ <sub>0</sub> = 0.92 μs (LP/LUM/AVE); OT	85E218
	Fe(CN) <sub>6</sub> <sup>3-</sup>	H <sub>2</sub> O	2 mol/L H <sub>2</sub> SO <sub>4</sub>	20	4.1 × 10 <sup>10</sup>	SS/LUM; τ <sub>0</sub> = 50 ns (LP/LUM/AVE); S* monoprotonated	85E218
19.24.8.	Fe(CN) <sub>6</sub> <sup>4-</sup>	H <sub>2</sub> O	μ = 1.0 (KCl)	20	1.0 × 10 <sup>10</sup>	SS/LUM; τ <sub>0</sub> = 0.92 μs (LP/LUM/AVE); RT	85E218
	Fe(CN) <sub>6</sub> <sup>4-</sup>	H <sub>2</sub> O	2 mol/L H <sub>2</sub> SO <sub>4</sub>	20	5.3 × 10 <sup>9</sup>	SS/LUM; τ <sub>0</sub> = 50 ns (LP/LUM/AVE); S* monoprotonated	85E218
19.24.9.	I <sup>-</sup>	H <sub>2</sub> O	μ = 1.0 (KCl)	20	7.0 × 10 <sup>9</sup>	SS/LUM; τ <sub>0</sub> = 0.92 μs (LP/LUM/AVE); RT	85E218
<i>Organic Quenchers</i>							
19.24.10.	Aniline	AN	μ = 0.1 (TBAP)	22	5.2 × 10 <sup>9</sup>	SS/LUM; τ <sub>0</sub> = 0.74 μs (LP/LUM/AVE); RT	85E218

TABLE 19. Quenching of excited ruthenium complexes (except Ru(bpy)<sub>3</sub><sup>2+</sup>)—Continued

No.	Quencher	Solvent	Solution Medium	T/°C	$k_q$ /L mol <sup>-1</sup> s <sup>-1</sup>	Comments	Ref.
<b>19.24. Ru(2,2'-bipyrazine)<sub>3</sub><sup>2+</sup>—Continued</b>							
19.24.11.	1,4-Bis( <i>N</i> -phenylamino)benzene	AN	μ = 0.1 (TBAP)	22	1.1 × 10 <sup>10</sup>	SS/LUM; τ <sub>0</sub> = 0.74 μs (LP/LUM/AVE); RT	85E218
19.24.12.	1,2-Dimethoxybenzene	AN	μ = 0.1 (TBAP)	22	1.7 × 10 <sup>8</sup>	SS/LUM; τ <sub>0</sub> = 0.74 μs (LP/LUM/AVE); RT	85E218
19.24.13.	1,4-Dimethoxybenzene	AN	μ = 0.1 (TBAP)	22	8.6 × 10 <sup>8</sup>	SS/LUM; τ <sub>0</sub> = 0.74 μs (LP/LUM/AVE); RT	85E218
19.24.14.	<i>N,N</i> -Dimethylaniline	AN	μ = 0.1 (TBAP)	22	8.4 × 10 <sup>9</sup>	SS/LUM; τ <sub>0</sub> = 0.74 μs (LP/LUM/AVE); RT	85E218
19.24.15.	Diphenylamine	AN	μ = 0.1 (TBAP)	22	5.6 × 10 <sup>9</sup>	SS/LUM; τ <sub>0</sub> = 0.74 μs (LP/LUM/AVE); RT	85E218
19.24.16.	EDTA	H <sub>2</sub> O	0.05 mol/L PHTHbuf; pH 5		3.9 × 10 <sup>7</sup>	LP/LUM/SST; τ <sub>0</sub> = 0.75 μs; RT; [Q] = 0.002-0.02 mol/L	85A431
	EDTA	H <sub>2</sub> O	0.1 mol/L PHTHbuf; pH 5		3.9 × 10 <sup>7</sup>	LP/LUM/AVE; τ <sub>0</sub> = 0.75 μs; RT; [Q] ≤ 0.01 mol/L	83N178
	EDTA	H <sub>2</sub> O	pH 8.7; μ = 1.0 (Na <sub>2</sub> SO <sub>4</sub> )		6.9 × 10 <sup>8</sup>	SS/LUM, LP/LUM/AVE; τ <sub>0</sub> <sup>air</sup> = 0.60 μs; RT; f = ~0.7 (85F311); [Q] = (1- 1000) × 10 <sup>-4</sup> mol/L	86A120
	EDTA	H <sub>2</sub> O	pH 11.0; μ = 1.0 (Na <sub>2</sub> SO <sub>4</sub> )		7.7 × 10 <sup>8</sup>	SS/LUM, LP/LUM/AVE; τ <sub>0</sub> <sup>air</sup> = 0.60 μs; RT; f = ~0.7 (85F311); [Q] = (1- 1000) × 10 <sup>-4</sup> mol/L	86A120
19.24.17.	MV <sup>2+</sup>	H <sub>2</sub> O	0.5 mol/L KCl	25	8.6 × 10 <sup>6</sup>	SS/LUM; τ <sub>0</sub> = 1.0 μs (83E209); OT	83F371
19.24.18.	Phenothiazine	AN	μ = 0.1 (TBAP)	22	7.9 × 10 <sup>9</sup>	SS/LUM; τ <sub>0</sub> = 0.74 μs (LP/LUM/AVE); RT	85E218
19.24.19.	Triethanolamine	H <sub>2</sub> O	0.5 mol/L KCl	25	2.5 × 10 <sup>8</sup>	SS/LUM; τ <sub>0</sub> = 1.0 μs (83E209); RT	83F371
19.24.20.	1,2,3-Trimethoxybenzene	AN	μ = 0.1 (TBAP)	22	6.5 × 10 <sup>7</sup>	SS/LUM; τ <sub>0</sub> = 0.74 μs (LP/LUM/AVE); RT	85E218
19.24.21.	1,2,4-Trimethoxybenzene	AN	μ = 0.1 (TBAP)	22	2.9 × 10 <sup>9</sup>	SS/LUM; τ <sub>0</sub> = 0.74 μs (LP/LUM/AVE); RT	85E218
19.24.22.	1,3,5-Trimethoxybenzene	AN	μ = 0.1 (TBAP)	22	2.7 × 10 <sup>7</sup>	SS/LUM; τ <sub>0</sub> = 0.74 μs (LP/LUM/AVE); RT	85E218
19.24.23.	4, <i>N,N</i> -Trimethylaniline	AN	μ = 0.1 (TBAP)	22	8.6 × 10 <sup>9</sup>	SS/LUM; τ <sub>0</sub> = 0.74 μs (LP/LUM/AVE); RT	85E218
19.24.24.	Triphenylamine	AN	μ = 0.1 (TBAP)	22	6.2 × 10 <sup>9</sup>	SS/LUM; τ <sub>0</sub> = 0.74 μs (LP/LUM/AVE); RT	85E218

TABLE 19. Quenching of excited ruthenium complexes (except  $\text{Ru}(\text{bpy})_3^{2+}$ )—Continued

No.	Quencher	Solvent	Solution Medium	$T/^\circ\text{C}$	$k_q$ /L mol <sup>-1</sup> s <sup>-1</sup>	Comments	Ref.
<b>19.25. <math>\text{Ru}(3,3'\text{-bipyridazine})_2^{2+}</math></b>							
<i>Organic Quenchers</i>							
19.25.1.	$\text{MV}^{2+}$	$\text{H}_2\text{O}$		25	$7.6 \times 10^7$	EMI; $\tau_0 = 0.70 \mu\text{s}$	83E209
	$\text{MV}^{2+}$	$\text{H}_2\text{O}$	0.5 mol/L KCl	25	$7.6 \times 10^7$	SS/LUM; $\tau_0 = 0.70 \mu\text{s}$ (83E209); OT	83F371
	$\text{MV}^{2+}$	$\text{H}_2\text{O}$	0.05 mol/L PHTHbuf; pH 5		$4.8 \times 10^7$	LP/LUM/SST; $\tau_0 = 0.58 \mu\text{s}$ ; OT; $[Q] = 0.002\text{-}0.02$ mol/L	85A431
19.25.2.	Triethanolamine	$\text{H}_2\text{O}$		25	$1.3 \times 10^6$	EMI; $\tau_0 = 0.70 \mu\text{s}$	83E209
	Triethanolamine	$\text{H}_2\text{O}$	0.5 mol/L KCl	25	$1.3 \times 10^6$	SS/LUM; $\tau_0 = 0.70 \mu\text{s}$ (83E209); RT	83F371
<b>19.26. <math>\text{Ru}(2,2'\text{-bipyrimidine})_2^{2+}</math></b>							
<i>Inorganic Quenchers</i>							
19.26.1.	$\text{O}_2$	AN			$5.3 \times 10^8$	LP/LUM/SST; $\tau_0 = 67 \text{ ns}$ ; $p_Q = (2, 10) \times 10^4 \text{ Pa}$	86B098
	$\text{O}_2$	$\text{H}_2\text{O}$			$\sim 1 \times 10^9$	LP/LUM/SST; $\tau_0 = 83 \text{ ns}$ ; $p_Q = (2, 10) \times 10^4 \text{ Pa}$	86B098
	$\text{O}_2$	MeOH			$4.5 \times 10^8$	LP/LUM/SST; $\tau_0 = 0.10 \mu\text{s}$ ; $p_Q = (2, 10) \times 10^4 \text{ Pa}$	86B098
<i>Organic Quenchers</i>							
19.26.2.	Triethanolamine	$\text{H}_2\text{O}$	0.5 mol/L KCl	25	$3.6 \times 10^7$	SS/LUM; $\tau_0 = 60 \text{ ns}$ (83E209); RT	83F371
<b>19.27. <math>\text{Ru}^{\text{II}}[1,2\text{-bis(phenylthio)ethane}]_2\text{Cl}(\mu\text{-vio})\text{Ru}^{\text{II}}(\text{bpy})_2\text{Cl}^{2+}</math></b>							
<i>Organic Quenchers</i>							
19.27.1.	<i>N</i> -Methyl-4-carbamyl-py <sup>+</sup>	AN/ $\text{CH}_2\text{Cl}_2$ (1.5/1)		-23	$2.7 \times 10^8$	LP/LUM/AVE; $\tau_0 = 0.10 \mu\text{s}$ ; OT	85F051
<b>19.28. <math>\text{Ru}^{\text{II}}[1,2\text{-bis(phenylthio)ethane}]_2\text{Cl}(\mu\text{-vio})\text{Ru}^{\text{III}}(\text{bpy})_2\text{Cl}^{2+}</math></b>							
<i>Organic Quenchers</i>							
19.28.1.	<i>N</i> -Methyl-4-carbamyl-py <sup>+</sup>	AN/ $\text{CH}_2\text{Cl}_2$ (1.5/1)		-23	$2.4 \times 10^8$	LP/LUM/AVE; $\tau_0 = 0.10 \mu\text{s}$ ; OT; $[Q] \leq 0.018 \text{ mol/L}$	85F051
<b>19.29. <math>\text{Ru}(\text{bpy})_2[(\text{BUG})_2\text{bpy}]^{2+}</math></b>							
<i>Organic Quenchers</i>							
19.29.1.	$\text{MV}^{2+}$	$\text{H}_2\text{O}$	$\mu = 0.06$ (NaCl)	$\sim 24$	$2.6 \times 10^8$	LP/LUM/AVE, SS/LUM; $\tau_0 = 0.53 \mu\text{s}$ ; OT; $[Q] = 0.005\text{-}0.020 \text{ mol/L}$	85A387
	$\text{MV}^{2+}$	$\text{H}_2\text{O}$	$\mu = 0.15$ (NaCl)	$\sim 24$	$6.1 \times 10^8$	LP/LUM/AVE, SS/LUM; $\tau_0 = 0.53 \mu\text{s}$ ; OT; $[Q] = 0.005\text{-}0.020 \text{ mol/L}$	85A387

TABLE 19. Quenching of excited ruthenium complexes (except Ru(bpy)<sub>3</sub><sup>2+</sup>)—Continued

No.	Quencher	Solvent	Solution Medium	T/°C	$k_q$ /L mol <sup>-1</sup> s <sup>-1</sup>	Comments	Ref.
<b>19.29. Ru(bpy)<sub>2</sub>[(BUG)<sub>2</sub>bpy]<sup>n+</sup>—Continued</b>							
	MV <sup>2+</sup>	H <sub>2</sub> O	μ = 0.30 (NaCl)	~24	8.8 × 10 <sup>8</sup>	LP/LUM/AVE, SS/LUM; τ <sub>0</sub> = 0.53 μs; OT; [Q] = 0.005-0.020 mol/L	85A387
	MV <sup>2+</sup>	H <sub>2</sub> O	μ = 0.60 (NaCl)	~24	1.2 × 10 <sup>9</sup>	LP/LUM/AVE, SS/LUM; τ <sub>0</sub> = 0.53 μs; OT; [Q] = 0.005-0.020 mol/L	85A387
<b>19.30. cis-Ru(bpy)<sub>2</sub>(CN)<sub>2</sub></b>							
<i>Inorganic Quenchers</i>							
19.30.1.	Co <sup>2+</sup>	H <sub>2</sub> O		~21	6.4 × 10 <sup>6</sup>	FP/LUM/SST; τ <sub>0</sub> = 0.27 μs; ET; some SQ	776220
19.30.2.	Co(acac) <sub>2</sub>	MeOH		~21	4.3 × 10 <sup>7</sup>	SS/LUM; τ <sub>0</sub> = 0.40 μs (FP/LUM/SST); ET	776220
19.30.3.	Co(acac) <sub>3</sub>	MeOH		~21	8.2 × 10 <sup>8</sup>	SS/LUM; τ <sub>0</sub> = 0.40 μs (FP/LUM/SST)	776220
19.30.4.	Co(CN) <sub>6</sub> <sup>3-</sup>	H <sub>2</sub> O		~21	1.6 × 10 <sup>6</sup>	SS/LUM; τ <sub>0</sub> = 0.27 μs (FP/LUM/SST)	776220
19.30.5.	Co(C <sub>2</sub> O <sub>4</sub> ) <sub>3</sub> <sup>3-</sup>	H <sub>2</sub> O		~21	3.0 × 10 <sup>6</sup>	SS/LUM; τ <sub>0</sub> = 0.27 μs (FP/LUM/SST); OT	776220
19.30.6.	Co(NH <sub>3</sub> ) <sub>6</sub> <sup>3+</sup>	H <sub>2</sub> O		~21	1.4 × 10 <sup>6</sup>	SS/LUM; τ <sub>0</sub> = 0.27 μs (FP/LUM/SST); OT	776220
19.30.7.	Co(NH <sub>3</sub> ) <sub>5</sub> Cl <sup>2+</sup>	H <sub>2</sub> O		~21	3.4 × 10 <sup>6</sup>	SS/LUM; τ <sub>0</sub> = 0.27 μs (FP/LUM/SST); OT	776220
19.30.8.	Cr <sup>3+</sup>	H <sub>2</sub> O	0.001 mol/L CF <sub>3</sub> SO <sub>3</sub> H	15	1.4 × 10 <sup>7</sup> (corr)	LP/LUM/SST; ET	86E096
19.30.9.	Cr(acac) <sub>3</sub>	MeOH		~21	4.4 × 10 <sup>8</sup>	SS/LUM; τ <sub>0</sub> = 0.40 μs (FP/LUM/SST); ET	776220
19.30.10.	Cr(CN) <sub>6</sub> <sup>3-</sup>	H <sub>2</sub> O		~21	3.0 × 10 <sup>8</sup>	SS/LUM; τ <sub>0</sub> = 0.27 μs (FP/LUM/SST); ET	776220
19.30.11.	Cr(C <sub>2</sub> O <sub>4</sub> ) <sub>3</sub> <sup>3-</sup>	H <sub>2</sub> O		~21	1.9 × 10 <sup>8</sup>	SS/LUM; τ <sub>0</sub> = 0.27 μs (FP/LUM/SST); ET	776220
19.30.12.	trans-Cr(cyclam)(CN) <sub>2</sub> <sup>+</sup>	H <sub>2</sub> O	0.001 mol/L CF <sub>3</sub> SO <sub>3</sub> H	15	1.8 × 10 <sup>8</sup> (corr)	LP/LUM/SST; ET	86E096
19.30.13.	trans-Cr(diethylenetriamino) <sub>2</sub> <sup>3+</sup>	H <sub>2</sub> O	0.001 mol/L CF <sub>3</sub> SO <sub>3</sub> H	15	1.9 × 10 <sup>8</sup> (corr)	LP/LUM/SST; ET	86E096
19.30.14.	Cr(en) <sub>3</sub> <sup>3+</sup>	H <sub>2</sub> O	0.001 mol/L CF <sub>3</sub> SO <sub>3</sub> H	15	7.5 × 10 <sup>7</sup> (corr)	LP/LUM/SST; ET	86E096

TABLE 19. Quenching of excited ruthenium complexes (except Ru(bpy)<sub>3</sub><sup>2+</sup>)—Continued

No.	Quencher	Solvent	Solution Medium	T/°C	$k_q$ /L mol <sup>-1</sup> s <sup>-1</sup>	Comments	Ref.
<b>19.30. cis-Ru(bpy)<sub>2</sub>(CN)<sub>2</sub>—Continued</b>							
19.30.15.	<i>trans</i> -Cr(en) <sub>2</sub> Br <sub>2</sub> <sup>+</sup>	H <sub>2</sub> O	0.1 mol/L KCl	11	1.1 × 10 <sup>9</sup>	LP/LUM/AVE; τ <sub>0</sub> = 0.30 μs; ET; [Q] = 0.001-0.004 mol/L	84E372
19.30.16.	<i>cis</i> -Cr(en) <sub>2</sub> Cl <sub>2</sub> <sup>+</sup>	H <sub>2</sub> O	0.1 mol/L KCl	11	5.1 × 10 <sup>8</sup>	LP/LUM/AVE; τ <sub>0</sub> = 0.30 μs; ET	84E372
	<i>cis</i> -Cr(en) <sub>2</sub> Cl <sub>2</sub> <sup>+</sup>	H <sub>2</sub> O	0.001 mol/L CF <sub>3</sub> SO <sub>3</sub> H	15	2.1 × 10 <sup>8</sup> (corr)	LP/LUM/SST; ET	86E096
19.30.17.	<i>trans</i> -Cr(en) <sub>2</sub> Cl <sub>2</sub> <sup>+</sup>	H <sub>2</sub> O	0.1 mol/L KCl	11	8.2 × 10 <sup>8</sup>	LP/LUM/AVE; τ <sub>0</sub> = 0.30 μs; ET; [Q] = 0.001-0.009 mol/L	84E372
	<i>trans</i> -Cr(en) <sub>2</sub> Cl <sub>2</sub> <sup>+</sup>	H <sub>2</sub> O	0.001 mol/L CF <sub>3</sub> SO <sub>3</sub> H	15	3.6 × 10 <sup>8</sup> (corr)	LP/LUM/SST; ET	86E096
19.30.18.	<i>trans</i> -Cr(en) <sub>2</sub> F <sub>2</sub> <sup>+</sup>	H <sub>2</sub> O	0.1 mol/L KCl	11	9.0 × 10 <sup>7</sup>	LP/LUM/AVE; τ <sub>0</sub> = 0.30 μs; ET; [Q] = 0.005-0.01 mol/L	84E372
19.30.19.	<i>cis</i> -Cr(en) <sub>2</sub> (NCS) <sub>2</sub> <sup>+</sup>	H <sub>2</sub> O	0.1 mol/L KCl	11	1.2 × 10 <sup>9</sup>	LP/LUM/AVE; τ <sub>0</sub> = 0.30 μs; ET	84E372
19.30.20.	<i>trans</i> -Cr(en) <sub>2</sub> (NCS) <sub>2</sub> <sup>+</sup>	H <sub>2</sub> O	0.1 mol/L KCl	11	9.1 × 10 <sup>8</sup>	LP/LUM/AVE; τ <sub>0</sub> = 0.30 μs; ET; [Q] = 0.001-0.006 mol/L	84E372
19.30.21.	<i>cis</i> -Cr(en) <sub>2</sub> (NCS)Cl <sup>+</sup>	H <sub>2</sub> O	0.1 mol/L KCl	11	7.0 × 10 <sup>8</sup>	LP/LUM/AVE; τ <sub>0</sub> = 0.30 μs; ET	84E372
19.30.22.	<i>trans</i> -Cr(en) <sub>2</sub> (NCS)Cl <sup>+</sup>	H <sub>2</sub> O	0.1 mol/L KCl	11	8.0 × 10 <sup>8</sup>	LP/LUM/AVE; τ <sub>0</sub> = 0.30 μs; ET; [Q] = 0.001-0.008 mol/L	84E372
19.30.23.	<i>trans</i> -Cr(en) <sub>2</sub> (ONO)Cl <sup>+</sup>	H <sub>2</sub> O	0.1 mol/L KCl	11	5.3 × 10 <sup>8</sup>	LP/LUM/AVE; τ <sub>0</sub> = 0.30 μs; ET; [Q] = 0.002-0.009 mol/L	84E372
19.30.24.	Cr(NH <sub>3</sub> ) <sub>6</sub> <sup>3+</sup>	H <sub>2</sub> O	0.001 mol/L CF <sub>3</sub> SO <sub>3</sub> H	15	6.1 × 10 <sup>7</sup> (corr)	LP/LUM/SST; ET; [Q] ≤ 0.020 mol/L	86E096
19.30.25.	Cr(NH <sub>3</sub> ) <sub>5</sub> Br <sup>2+</sup>	H <sub>2</sub> O	0.001 mol/L CF <sub>3</sub> SO <sub>3</sub> H	15	2.1 × 10 <sup>8</sup> (corr)	LP/LUM/SST; ET	86E096
19.30.26.	Cr(NH <sub>3</sub> ) <sub>5</sub> (CN) <sup>2+</sup>	H <sub>2</sub> O	0.001 mol/L CF <sub>3</sub> SO <sub>3</sub> H	15	1.1 × 10 <sup>8</sup> (corr)	LP/LUM/SST; ET	86E096
19.30.27.	Cr(NH <sub>3</sub> ) <sub>5</sub> Cl <sup>2+</sup>	H <sub>2</sub> O	0.001 mol/L CF <sub>3</sub> SO <sub>3</sub> H	15	1.9 × 10 <sup>8</sup> (corr)	LP/LUM/SST; ET	86E096
19.30.28.	Cr(NH <sub>3</sub> ) <sub>5</sub> (H <sub>2</sub> O) <sup>3+</sup>	H <sub>2</sub> O	0.001 mol/L CF <sub>3</sub> SO <sub>3</sub> H	15	6.8 × 10 <sup>7</sup> (corr)	LP/LUM/SST; ET	86E096



TABLE 19. Quenching of excited ruthenium complexes (except Ru(bpy)<sub>3</sub><sup>2+</sup>)—Continued

No.	Quencher	Solvent	Solution Medium	T/°C	$k_q$ /L mol <sup>-1</sup> s <sup>-1</sup>	Comments	Ref.
<b>19.30. cis-Ru(bpy)<sub>2</sub>(CN)<sub>2</sub>—Continued</b>							
19.30.29.	Cr(NH <sub>3</sub> ) <sub>5</sub> (N <sub>3</sub> ) <sup>2+</sup>	H <sub>2</sub> O	0.001 mol/L CF <sub>3</sub> SO <sub>3</sub> H	15	2.3 × 10 <sup>8</sup> (corr)	LP/LUM/SST; ET	86E096
19.30.30.	trans-Cr(NH <sub>3</sub> ) <sub>2</sub> (NCS) <sub>4</sub> <sup>-</sup>	H <sub>2</sub> O		~21	1.9 × 10 <sup>9</sup>	SS/LUM; τ <sub>0</sub> = 0.27 μs (FP/LUM/SST); ET	776220
19.30.31.	Cr(NH <sub>3</sub> ) <sub>5</sub> (NCS) <sup>2+</sup>	H <sub>2</sub> O	0.001 mol/L CF <sub>3</sub> SO <sub>3</sub> H	15	3.8 × 10 <sup>8</sup> (corr)	LP/LUM/SST; ET	86E096
19.30.32.	Cr[trans-(R)- cyclohexanediamine] <sub>3</sub> <sup>3+</sup>	H <sub>2</sub> O	0.001 mol/L CF <sub>3</sub> SO <sub>3</sub> H	15	9.9 × 10 <sup>7</sup> (corr)	LP/LUM/SST; ET	86E096
19.30.33.	Cu <sup>2+</sup>	H <sub>2</sub> O		~21	3.9 × 10 <sup>8</sup>	FP/LUM/SST; τ <sub>0</sub> = 0.27 μs; OT, ET; some SQ	776220
19.30.34.	Cu(acac) <sub>2</sub>	MeOH		~21	1.1 × 10 <sup>9</sup>	SS/LUM; τ <sub>0</sub> = 0.40 μs (FP/LUM/SST); OT, ET	776220
19.30.35.	Fe(CN) <sub>6</sub> <sup>3-</sup>	H <sub>2</sub> O		~21	6.9 × 10 <sup>9</sup>	SS/LUM; τ <sub>0</sub> = 0.27 μs (FP/LUM/SST); OT	776220
	Fe(CN) <sub>6</sub> <sup>3-</sup>	H <sub>2</sub> O	pH 7	~24	7.2 × 10 <sup>9</sup>	LP/LUM/SST; τ <sub>0</sub> = 0.25 μs; OT; f = <0.1; [Q] = 3 × 10 <sup>-4</sup> mol/L	80A133
	Fe(CN) <sub>6</sub> <sup>3-</sup>	H <sub>2</sub> O	0.0018 mol/L polybrene; pH 7	~24	1.9 × 10 <sup>9</sup>	LP/LUM/SST; τ <sub>0</sub> = 0.25 μs; OT; f = 0.9; [Q] = 3 × 10 <sup>-4</sup> mol/L	80A133
	Fe(CN) <sub>6</sub> <sup>3-</sup>	H <sub>2</sub> O	0.0023 mol/L polybrene; pH 7	~24	2.4 × 10 <sup>9</sup>	LP/LUM/SST; τ <sub>0</sub> = 0.25 μs; OT; f = 0.9; [Q] = 3 × 10 <sup>-4</sup> mol/L	80A133
	Fe(CN) <sub>6</sub> <sup>3-</sup>	H <sub>2</sub> O	0.0030 mol/L polybrene; pH 7	~24	2.8 × 10 <sup>9</sup>	LP/LUM/SST; τ <sub>0</sub> = 0.25 μs; OT; f = 0.9; [Q] = 3 × 10 <sup>-4</sup> mol/L	80A133
	Fe(CN) <sub>6</sub> <sup>3-</sup>	H <sub>2</sub> O	0.0045 - 0.063 mol/L polybrene; pH 7	~24	3.9 × 10 <sup>9</sup>	LP/LUM/SST; τ <sub>0</sub> = 0.25 μs; OT; f = 0.9; [Q] = 3 × 10 <sup>-4</sup> mol/L	80A133
	Fe(CN) <sub>6</sub> <sup>3-</sup>	H <sub>2</sub> O	0.013 mol/L polybrene; pH 2.1-12.2 (HClO <sub>4</sub> or NaOH)	~24	4.2 × 10 <sup>9</sup>	LP/LUM/SST; τ <sub>0</sub> = 0.25 μs; OT; f = 0.9; [Q] = 3 × 10 <sup>-4</sup> mol/L	80A133
19.30.36.	Fe(CN) <sub>6</sub> <sup>1-</sup>	H <sub>2</sub> O		~21	6.1 × 10 <sup>8</sup>	SS/LUM; τ <sub>0</sub> = 0.27 μs (FP/LUM/SST); ET, RT	776220
19.30.37.	I <sup>-</sup>	H <sub>2</sub> O		~21	1.5 × 10 <sup>5</sup>	SS/LUM; τ <sub>0</sub> = 0.27 μs (FP/LUM/SST)	776220
19.30.38.	Ni <sup>2+</sup>	H <sub>2</sub> O		~21	9 × 10 <sup>6</sup>	FP/LUM/SST; τ <sub>0</sub> = 0.27 μs; ET; some SQ	776220

TABLE 19. Quenching of excited ruthenium complexes (except Ru(bpy)<sub>3</sub><sup>2+</sup>)—Continued

No.	Quencher	Solvent	Solution Medium	T/°C	$k_q$ /L mol <sup>-1</sup> s <sup>-1</sup>	Comments	Ref.
<b>19.30. cis-Ru(bpy)<sub>2</sub>(CN)<sub>2</sub>—Continued</b>							
19.30.39.	Ni(acac) <sub>2</sub>	MeOH		~21	1.4 × 10 <sup>8</sup>	SS/LUM; τ <sub>0</sub> = 0.40 μs (FP/LUM/SST)	776220
19.30.40.	NiCl <sub>4</sub> <sup>2-</sup>	H <sub>2</sub> O		~21	4.4 × 10 <sup>9</sup>	SS/LUM; τ <sub>0</sub> = 0.27 μs (FP/LUM/SST)	776220
19.30.41.	O <sub>2</sub>	H <sub>2</sub> O		~21	4.5 × 10 <sup>9</sup>	SS/LUM; τ <sub>0</sub> = 0.26 μs (LP/LUM/SST); ET	737658
	O <sub>2</sub>	MeOH			5.0 × 10 <sup>9</sup>	SS/LUM; τ <sub>0</sub> = 0.40 μs (LP/LUM/AVE); ET; $k_q$ = 4.5 × 10 <sup>9</sup> L mol <sup>-1</sup> s <sup>-1</sup> at ~21°C with SS/LUM and τ <sub>0</sub> = 0.42 μs from same lab in 737658	777221
19.30.42.	PtCl <sub>4</sub> <sup>2-</sup>	H <sub>2</sub> O		~21	6.0 × 10 <sup>8</sup>	SS/LUM; τ <sub>0</sub> = 0.27 μs (FP/LUM/SST); ET	776220
<i>Organic Quenchers</i>							
19.30.43.	9,10-Anthraquinone-2,6-disulfonate ion.	H <sub>2</sub> O	pH 4.2 (HAc)		7.1 × 10 <sup>8</sup>	SS/LUM; τ <sub>0</sub> <sup>air</sup> = 0.2 μs (assumed); OT; [Q] = (3-25) × 10 <sup>-4</sup> mol/L	82N119
	9,10-Anthraquinone-2,6-disulfonate ion	H <sub>2</sub> O	2% w/w colloidal ZrO <sub>2</sub> ; pH 4.2 (HAc)		3.9 × 10 <sup>8</sup>	SS/LUM; τ <sub>0</sub> <sup>air</sup> = 0.2 μs (assumed); OT; [Q] = (3-25) × 10 <sup>-4</sup> mol/L; Q adsorbed	82N119
19.30.44.	<i>N,N'</i> -Bis(poly-2,4-ionene)-(vio <sup>2+</sup> ) polycation	H <sub>2</sub> O	pH 5-7		2.5 × 10 <sup>9</sup>	LP/LUM/AVE; OT; <i>f</i> = 0.09; [Q] = 0.001 mol/L	85B030
19.30.45.	<i>N</i> -Methyl- <i>N'</i> -(poly-2,4-ionene)-(vio <sup>2+</sup> ) polycation	H <sub>2</sub> O	pH 5-7		2.8 × 10 <sup>9</sup>	LP/LUM/AVE; OT; <i>f</i> = 0.08; [Q] = 0.001 mol/L	85B030
19.30.46.	MV <sup>2+</sup>	AN	0.1 mol/L TBAP		9.2 × 10 <sup>9</sup>	SS/LUM; τ <sub>0</sub> = 0.34 μs (FP/LUM/SST); OT	767009
	MV <sup>2+</sup>	H <sub>2</sub> O	μ = 0.024 (NaCl)	~23	5.3 × 10 <sup>9</sup>	LP/LUM/SST; τ <sub>0</sub> <sup>air</sup> = 0.19 μs; OT; [Q] ≤ 0.008 mol/L	79F442
	MV <sup>2+</sup>	H <sub>2</sub> O	μ = 0.52 (NaCl)	~23	5.3 × 10 <sup>9</sup>	LP/LUM/SST; τ <sub>0</sub> <sup>air</sup> = 0.20 μs; OT; [Q] ≤ 0.024 mol/L	79F442
	MV <sup>2+</sup>	H <sub>2</sub> O	pH 5-7		4.1 × 10 <sup>9</sup>	LP/LUM/AVE; OT; <i>f</i> = 0.09	85B030
19.30.47.	PolyVio10	H <sub>2</sub> O	pH 5-7		1.1 × 10 <sup>9</sup>	LP/LUM/AVE; OT; <i>f</i> = 0.10; [Q] = 0.001 mol/L; [Q] based on viologen units	85B030
19.30.48.	PolyVio11	H <sub>2</sub> O	pH 5-7		1.1 × 10 <sup>9</sup>	LP/LUM/AVE; OT; <i>f</i> = 0.13; [Q] = 0.001 mol/L; [Q] based on viologen units	85B030

TABLE 19. Quenching of excited ruthenium complexes (except Ru(bpy)<sub>3</sub><sup>2+</sup>)—Continued

No.	Quencher	Solvent	Solution Medium	T/°C	$k_q$ /L mol <sup>-1</sup> s <sup>-1</sup>	Comments	Ref.
<b>19.30. cis-Ru(bpy)<sub>2</sub>(CN)<sub>2</sub>—Continued</b>							
19.30.49.	PolyVio12	H <sub>2</sub> O	pH 5-7		$2.2 \times 10^9$	LP/LUM/AVE; OT; $f = 0.07$ ; [Q] = 0.001 mol/L; [Q] based on viologen units	85B030
19.30.50.	PolyVio13	H <sub>2</sub> O	pH 5-7		$1.6 \times 10^9$	LP/LUM/AVE; OT; $f = 0.11$ ; [Q] = 0.001 mol/L; [Q] based on viologen units	85B030
<b>19.31. Ru(bpy)<sub>2</sub>[4,4'-(COOH)<sub>2</sub>bpy]<sup>2+</sup></b>							
<i>Inorganic Quenchers</i>							
19.31.1.	Cu <sup>2+</sup>	H <sub>2</sub> O	pH 1.5		$8.2 \times 10^7$	SS/LUM; $\tau_0 = 0.21 \mu\text{s}$ (SL/LUM/SPC); OT	85E075
<i>Organic Quenchers</i>							
19.31.2.	MV <sup>2+</sup>	H <sub>2</sub> O	0.1 mol/L HCl; $\mu = 0.137$ (NaCl)	~23	$6.1 \times 10^8$	LP/LUM/SST; $\tau_0^{\text{air}} = 0.23 \mu\text{s}$ ; OT; [Q] $\leq 0.024$ mol/L	79F442
	MV <sup>2+</sup>	H <sub>2</sub> O	0.1 mol/L HCl; $\mu = 0.62$ (NaCl)	~23	$1.0 \times 10^9$	LP/LUM/SST; $\tau_0^{\text{air}} = 0.22 \mu\text{s}$ ; OT; [Q] $\leq 0.024$ mol/L	79F442
<b>19.32. Ru(bpy)<sub>2</sub>[4,4'-(COO)<sub>2</sub>bpy]</b>							
<i>Inorganic Quenchers</i>							
19.32.1.	Cu <sup>2+</sup>	H <sub>2</sub> O	pH 4.3		$1.3 \times 10^9$	SS/LUM; $\tau_0 = 0.46 \mu\text{s}$ (SL/LUM/SPC); OT; partial protonation of one COO <sup>-</sup> group in S*	85E075
<i>Organic Quenchers</i>							
19.32.2.	MV <sup>2+</sup>	H <sub>2</sub> O	$\mu = 0.029$ (NaCl)	~23	$2.5 \times 10^9$	LP/LUM/SST; $\tau_0^{\text{air}} = 0.40 \mu\text{s}$ ; OT; [Q] $\leq 0.01$ mol/L	79F442
	MV <sup>2+</sup>	H <sub>2</sub> O	$\mu = 0.53$ (NaCl)	~23	$1.9 \times 10^9$	LP/LUM/SST; $\tau_0^{\text{air}} = 0.39 \mu\text{s}$ ; OT; [Q] $\leq 0.024$ mol/L	79F442
	MV <sup>2+</sup>	H <sub>2</sub> O	$\mu = 0$ (calc'd, Na <sub>2</sub> SO <sub>4</sub> )	25	$1.9 \times 10^9$	SL/LUM/SPC; $\tau_0 = 0.51 \mu\text{s}$ ; OT	85E617
<b>19.33. Ru(bpy)[4,4'-(COOchl)<sub>2</sub>bpy]<sup>2+</sup></b>							
<i>Organic Quenchers</i>							
19.33.1.	<i>N,N</i> -Dimethylaniline	AN	0.1 mol/L TEAP	25	$2.1 \times 10^9$	SS/LUM; $\tau_0 = 2.1 \mu\text{s}$ ; RT; $\tau$ in BuN	77F920
	<i>N,N</i> -Dimethylaniline	AN/BuN (3/1)			$2.1 \times 10^9$	EMI; $\tau_0 = 2.1 \mu\text{s}$ (SL/LUM/SPC); RT	776441
19.33.2.	1,2-Dinitrobenzene	AN	0.1 mol/L TEAP	25	$2.8 \times 10^9$	SS/LUM; $\tau_0 = 2.1 \mu\text{s}$ ; OT; $\tau$ in BuN	77F920
19.33.3.	1,4-Dinitrobenzene	AN	0.1 mol/L TEAP	25	$8.3 \times 10^7$	SS/LUM; $\tau_0 = 2.1 \mu\text{s}$ ; OT; $\tau$ in BuN	77F920

TABLE 19. Quenching of excited ruthenium complexes (except  $\text{Ru}(\text{bpy})_3^{2+}$ )—Continued

No.	Quencher	Solvent	Solution Medium	$T/^\circ\text{C}$	$k_q$ /L mol <sup>-1</sup> s <sup>-1</sup>	Comments	Ref.
<b>19.33. <math>\text{Ru}(\text{bpy})_2[4,4'-(\text{COOch})_2\text{bpy}]_2^{2+}</math>—Continued</b>							
19.33.4.	$\text{MV}^{2+}$	AN/BuN (3/1)			$3.6 \times 10^7$	EMI; $\tau_0 = 2.1 \mu\text{s}$ (SL/LUM/SPC); OT	776441
	$\text{MV}^{2+}$	AN/BuN (1/1)	0.1 mol/L TEAP	25	$3.6 \times 10^7$	SS/LUM; $\tau_0 = 2.1 \mu\text{s}$ ; OT; $\tau$ in BuN	77F920
19.33.5.	Tetracyanoethere	AN	0.1 mol/L TEAP	25	$4.6 \times 10^9$	SS/LUM; $\tau_0 = 2.1 \mu\text{s}$ ; OT; $\tau$ in BuN	77F920
<b>19.34. <math>\text{Ru}(\text{bpy})_2[4,4'-(\text{COOchl})_2\text{bpy}]_2^{2+}</math></b>							
<i>Organic Quenchers</i>							
19.34.1.	<i>N,N</i> -Dimethylaniline	AN	0.1 mol/L TEAP	25	$3.7 \times 10^8$	SS/LUM; $\tau_0 = 2.0 \mu\text{s}$ ; RT; $\tau$ in BuN	77F920
	<i>N,N</i> -Dimethylaniline	AN/BuN (3/1)			$3.7 \times 10^8$	EMI; $\tau_0 = 2.0 \mu\text{s}$ (SL/LUM/SPC); RT	776441
19.34.2.	1,2-Dinitrobenzene	AN	0.1 mol/L TEAP	25	$4.8 \times 10^6$	SS/LUM; $\tau_0 = 2.0 \mu\text{s}$ ; OT; $\tau$ in BuN	77F920
19.34.3.	1,4-Dinitrobenzene	AN	0.1 mol/L TEAP	25	$1.3 \times 10^8$	SS/LUM; $\tau_0 = 2.0 \mu\text{s}$ ; OT; $\tau$ in BuN	77F920
19.34.4.	$\text{MV}^{2+}$	AN/BuN (3/1)			$3.5 \times 10^7$	EMI; $\tau_0 = 2.0 \mu\text{s}$ (SL/LUM/SPC); OT	776441
	$\text{MV}^{2+}$	AN/BuN (1/1)	0.1 mol/L TEAP	25	$3.5 \times 10^7$	SS/LUM; $\tau_0 = 2.0 \mu\text{s}$ ; OT; $\tau$ in BuN	77F920
19.34.5.	Tetracyanoethere	AN	0.1 mol/L TEAP	25	$3.0 \times 10^9$	SS/LUM; $\tau_0 = 2.0 \mu\text{s}$ ; OT; $\tau$ in BuN	77F920
<b>19.35. <math>\text{Ru}(\text{bpy})_2[4,4'-(\text{COOet})_2\text{bpy}]_2^{2+}</math></b>							
<i>Inorganic Quenchers</i>							
19.35.1.	$\text{H}_2\text{O}$	EtOH		22	$9.3 \times 10^4$	LP/LUM/SST; $\tau_0 = 1.0 \mu\text{s}$ ; [Q] $\leq 1.8$ mol/L; nonlinear S-V plot at higher [Q]	80S001
<i>Organic Quenchers</i>							
19.35.2.	<i>N,N'</i> -Dibenzyl-vio <sup>2+</sup>	EtOH		22	$3.6 \times 10^8$	LP/LUM/SST, SS/LUM; $\tau_0$ = $1.0 \mu\text{s}$ ; OT	80S001
	<i>N,N'</i> -Dibenzyl-vio <sup>2+</sup>	$\text{H}_2\text{O}$		22	$2.3 \times 10^8$	LP/LUM/SST, SS/LUM; $\tau_0$ = $0.37 \mu\text{s}$ ; OT	80S001
19.35.3.	<i>N,N</i> -Dimethylaniline	EtOH		22	$3.7 \times 10^8$	LP/LUM/SST, SS/LUM; $\tau_0$ = $1.0 \mu\text{s}$ ; RT	80S001
19.35.4.	$\text{MV}^{2+}$	EtOH		22	$2.9 \times 10^8$	LP/LUM/SST, SS/LUM; $\tau_0$ = $1.0 \mu\text{s}$ ; OT	80S001

TABLE 19. Quenching of excited ruthenium complexes (except Ru(bpy)<sub>3</sub><sup>2+</sup>)—Continued

No.	Quencher	Solvent	Solution Medium	T/°C	$k_q$ /L mol <sup>-1</sup> s <sup>-1</sup>	Comments	Ref.
19.35.	Ru(bpy) <sub>2</sub> [4,4'-(COOEt) <sub>2</sub> bpy] <sup>2+</sup> —Continued M <sup>V</sup> 2+	H <sub>2</sub> O		22	1.3 × 10 <sup>8</sup>	LP/LUM/SST, SS/LUM; τ <sub>0</sub> = 0.37 μs; OT; [Q] ≤ 0.02 mol/L	80S001
19.36.	Ru(bpy) <sub>2</sub> (4,4'-Cl <sub>2</sub> bpy) <sup>2+</sup> <i>Inorganic Quenchers</i>						
19.36.1.	Eu(crypt) <sup>3+</sup>	H <sub>2</sub> O	1 mol/L KCl	~22	5.6 × 10 <sup>6</sup>	SL/LUM/SPC; OT; [Q] = 0.01-0.1 mol/L	86E195
19.37.	Ru(bpy) <sub>2</sub> (Do <sub>2</sub> Ca <sub>2</sub> bpy) <sup>2+</sup> <i>Organic Quenchers</i>						
19.37.1.	N-Butylphenothiazine	AN		25	5.9 × 10 <sup>9</sup>	SS/LUM; τ <sub>0</sub> = 0.57 μs; RT; [Q] = (1-10) × 10 <sup>-5</sup> mol/L	80N169
19.37.2.	Nitrilotriacetate ion	H <sub>2</sub> O/MeOH (1/1)			3 × 10 <sup>8</sup>	SS/LUM; RT	80N125
19.38.	Ru(bpy)(3,3'-Me <sub>2</sub> bpy) <sub>2</sub> <sup>2+</sup> <i>Inorganic Quenchers</i>						
19.38.1.	Eu(crypt) <sup>3+</sup>	H <sub>2</sub> O	1 mol/L KCl	~22	7.1 × 10 <sup>7</sup>	SL/LUM/SPC; OT; [Q] = 0.01-0.1 mol/L	86E195
19.39.	Ru(bpy) <sub>2</sub> (3,3'-Me <sub>2</sub> bpy) <sup>2+</sup> <i>Inorganic Quenchers</i>						
19.39.1.	Eu(crypt) <sup>3+</sup>	H <sub>2</sub> O	1 mol/L KCl	~22	3.3 × 10 <sup>7</sup>	SL/LUM/SPC; OT; [Q] = 0.01-0.1 mol/L	86E195
19.40.	Ru(bpy) <sub>2</sub> (4,4'-Me <sub>2</sub> bpy) <sup>2+</sup> <i>Organic Quenchers</i>						
19.40.1.	M <sup>V</sup> 2+	H <sub>2</sub> O	μ = 0.023 (NaCl)	~23	6.7 × 10 <sup>8</sup>	LP/LUM/SST; τ <sub>0</sub> <sup>air</sup> = 0.33 μs; OT; [Q] ≤ 0.008 mol/L	79F442
	M <sup>V</sup> 2+	H <sub>2</sub> O	μ = 0.52 (NaCl)	~23	2.0 × 10 <sup>9</sup>	LP/LUM/SST; τ <sub>0</sub> <sup>air</sup> = 0.34 μs; OT; [Q] ≤ 0.024 mol/L	79F442
19.41.	Ru(bpy)(Me <sub>2</sub> dibenzoH <sub>2</sub> phen) <sub>2</sub> <sup>2+</sup> <i>Inorganic Quenchers</i>						
19.41.1.	Ru(Me <sub>2</sub> dibenzoH <sub>2</sub> phen) <sub>3</sub> <sup>2+</sup>	AN	μ = 0.02 (KPF <sub>6</sub> )	~20	5.5 × 10 <sup>7</sup>	LP/LUM/SST; τ <sub>0</sub> <sup>air</sup> = 0.24 μs; ET	84E462
19.42.	Ru(bpy) <sub>2</sub> (Me <sub>2</sub> dibenzoH <sub>2</sub> phen) <sup>2+</sup> <i>Inorganic Quenchers</i>						
19.42.1.	Eu(crypt) <sup>2+</sup>	H <sub>2</sub> O	1 mol/L KCl	~22	1.0 × 10 <sup>9</sup>	SL/LUM/SST; RT; [Q] = 0.001-0.01 mol/L	86E195
19.42.2.	Ru(Me <sub>2</sub> dibenzoH <sub>2</sub> phen) <sub>3</sub> <sup>2+</sup>	AN	μ = 0.02 (KPF <sub>6</sub> )	~20	6.6 × 10 <sup>7</sup>	LP/LUM/SST; τ <sub>0</sub> <sup>air</sup> = 0.20 μs; ET	84E462

TABLE 19. Quenching of excited ruthenium complexes (except Ru(bpy)<sub>3</sub><sup>2+</sup>)—Continued

No.	Quencher	Solvent	Solution Medium	T/°C	$k_q$ /L mol <sup>-1</sup> s <sup>-1</sup>	Comments	Ref.
<b>19.42. Ru(bpy)<sub>2</sub>(Me<sub>2</sub>dibenzoH<sub>2</sub>phen)<sup>2+</sup>—Continued</b>							
<i>Organic Quenchers</i>							
19.42.3.	<i>N</i> -(4-Aminophenyl)aniline	AN	$\mu = 2 \times 10^{-4}$		$7.1 \times 10^9$	LF/LUM/SST; $\tau_0^{\text{air}} = 0.20$ $\mu\text{s}$ ; RT	85A248
19.42.4.	1,4-Bis( <i>N,N</i> -dimethylamino)benzene	AN	$\mu = 2 \times 10^{-4}$		$1.3 \times 10^{10}$	LF/LUM/SST; $\tau_0^{\text{air}} = 0.20$ $\mu\text{s}$ ; RT	85A248
19.42.5.	1,4-Bis( <i>N</i> -phenylamino)benzene	AN	$\mu = 2 \times 10^{-4}$		$6.6 \times 10^9$	LF/LUM/SST; $\tau_0^{\text{air}} = 0.20$ $\mu\text{s}$ ; RT	85A248
19.42.6.	<i>N,N</i> -Dimethylaniline	AN	$\mu = 2 \times 10^{-4}$		$4.1 \times 10^7$	LF/LUM/SST; $\tau_0^{\text{air}} = 0.20$ $\mu\text{s}$ ; RT	85A248
19.42.7.	MV <sup>2+</sup>	H <sub>2</sub> O	$\mu = 0.5$		$9.6 \times 10^8$	SL/LUM/SPC?; $\tau_0^{\text{air}} = 0.14$ $\mu\text{s}$ ; OT	81E512
19.42.8.	Phenothiazine	AN	$\mu = 2 \times 10^{-4}$		$4.2 \times 10^9$	LF/LUM/SST; $\tau_0^{\text{air}} = 0.20$ $\mu\text{s}$ ; RT	85A248
19.42.9.	4, <i>N,N</i> -Trimethylaniline	AN	$\mu = 2 \times 10^{-4}$		$8.8 \times 10^8$	LF/LUM/SST; $\tau_0^{\text{air}} = 0.20$ $\mu\text{s}$ ; RT	85A248
19.42.10.	Triphenylamine	AN	$\mu = 2 \times 10^{-4}$		$4.8 \times 10^6$	LF/LUM/SST; $\tau_0^{\text{air}} = 0.20$ $\mu\text{s}$ ; RT	85A248
<b>19.43. Ru(bpy)<sub>2</sub>[5-(NH<sub>2</sub>)phen]<sup>2+</sup></b>							
<i>Organic Quenchers</i>							
19.43.1.	PolyPTZ	CH <sub>2</sub> Cl <sub>2</sub>	0.1 mol/L TBAF		$1.2 \times 10^8$	LF/LUM/AVE; $\tau_0 = 1.2$ $\mu\text{s}$ ; RT; [Q] based on phenothiazine units	86A052
<b>19.44. Ru(bpy)<sub>2</sub>[4-(NO<sub>2</sub>)bpy]<sup>2+</sup></b>							
<i>Inorganic Quenchers</i>							
19.44.1.	Eu(crypt) <sup>2+</sup>	H <sub>2</sub> O	1 mol/L KCl	~22	$2.3 \times 10^9$	SL/LUM/SPC; RT; [Q] = 0.001-0.01 mol/L	86E195
19.44.2.	Eu(crypt) <sup>3+</sup>	H <sub>2</sub> O	1 mol/L KCl	~22	$2.1 \times 10^7$	SL/LUM/SPC; OT; [Q] = 0.01-0.1 mol/L	86E195
<i>Organic Quenchers</i>							
19.44.3.	MV <sup>2+</sup>	H <sub>2</sub> O/AN ( $\epsilon$ 0/1)	$\mu = 0.5$	20	$1.1 \times 10^9$	SS/LUM; $\tau_0^{\text{air}} = 0.32$ $\mu\text{s}$ (SL/LUM/SPC); OT	82S159
<b>19.45. Ru(bpy)[4,4'-(SO<sub>3</sub>)<sub>2</sub>bpy]<sub>2</sub><sup>2-</sup></b>							
<i>Organic Quenchers</i>							
19.45.1.	MV <sup>2+</sup>	H <sub>2</sub> O	$\mu = 0$ (calc'd, Na <sub>2</sub> SO <sub>4</sub> )	25	$1.6 \times 10^{10}$	SL/LUM/SPC; $\tau_0 = 0.46$ $\mu\text{s}$ ; OT	85E617

TABLE 19. Quenching of excited ruthenium complexes (except Ru(bpy)<sub>3</sub><sup>2+</sup>)—Continued

No.	Quencher	Solvent	Solution Medium	T/°C	$k_q$ /L mol <sup>-1</sup> s <sup>-1</sup>	Comments	Ref.
<b>19.46. Ru(bpy)<sub>2</sub>(acetylacetonato)<sup>+</sup></b>							
<i>Organic Quenchers</i>							
19.46.1.	1,4-Benzoquinone	AN		25	$2.3 \times 10^{10}$	SS/LUM; $\tau_0 = 21$ ns (SL/LUM/AVE); OT	84A504
19.46.2.	$\alpha$ -Bromo-4-nitrotoluene	AN		25	$3.0 \times 10^9$	SS/LUM; $\tau_0 = 21$ ns (SL/LUM/AVE); OT	84A504
19.46.3.	1,2-Dimethyl-3-nitrobenzene	AN		25	$9.7 \times 10^9$	SS/LUM; $\tau_0 = 21$ ns (SL/LUM/AVE); OT	84A504
19.46.4.	1,2-Dinitrobenzene	AN		25	$8.4 \times 10^9$	SS/LUM; $\tau_0 = 21$ ns (SL/LUM/AVE); OT	84A504
19.46.5.	1,3-Dinitrobenzene	AN		25	$9.3 \times 10^9$	SS/LUM; $\tau_0 = 21$ ns (SL/LUM/AVE); OT	84A504
19.46.6.	1,4-Dinitrobenzene	AN		25	$1.4 \times 10^{10}$	SS/LUM; $\tau_0 = 21$ ns (SL/LUM/AVE); OT	84A504
19.46.7.	1-Methoxy-4-nitrobenzene	AN		25	$2.2 \times 10^7$	SS/LUM; $\tau_0 = 21$ ns (SL/LUM/AVE); OT	84A504
19.46.8.	4-Nitrobenzamide	AN		25	$4.0 \times 10^9$	SS/LUM; $\tau_0 = 21$ ns (SL/LUM/AVE); OT	84A504
19.46.9.	3-Nitrotoluene	AN		25	$4.4 \times 10^8$	SS/LUM; $\tau_0 = 21$ ns (SL/LUM/AVE); OT	84A504
19.46.10.	4-Nitrotoluene	AN		25	$1.6 \times 10^8$	SS/LUM; $\tau_0 = 21$ ns (SL/LUM/AVE); OT	84A504
<b>19.47. Ru(bpy)<sub>2</sub>(3,3'-biisoquinoline)<sup>2+</sup></b>							
<i>Inorganic Quenchers</i>							
19.47.1.	Eu(crypt) <sup>2+</sup>	H <sub>2</sub> O	1 mol/L KCl	~22	$1.2 \times 10^9$	SL/LUM/SPC; RT; [Q] = 0.001-0.01 mol/L	86E195
<b>19.48. Ru(bpy)(3,3'-biisoquinoline)<sub>2</sub><sup>2+</sup></b>							
<i>Inorganic Quenchers</i>							
19.48.1.	Eu(crypt) <sup>2+</sup>	H <sub>2</sub> O	1 mol/L KCl	~22	$1.3 \times 10^9$	SL/LUM/SPC; RT; [Q] = 0.001-0.01 mol/L	86E195
<b>19.49. Ru(bpy)<sub>2</sub>(2,2'-bipyrimidine)<sup>2+</sup></b>							
<i>Inorganic Quenchers</i>							
19.49.1.	O <sub>2</sub>	AN			$1.1 \times 10^9$	LP/LUM/SST; $\tau_0 = 91$ ns; $p_Q = (2, 10) \times 10^4$ Pa	86B098
	O <sub>2</sub>	H <sub>2</sub> O			$\leq 1 \times 10^9$	LP/LUM/SST; $\tau_0 = 13$ ns; $p_Q = (2, 10) \times 10^4$ Pa	86B098
	O <sub>2</sub>	MeOH			$1.0 \times 10^9$	LP/LUM/SST; $\tau_0 = 36$ ns; $p_Q = (2, 10) \times 10^4$ Pa	86B098

TABLE 19. Quenching of excited ruthenium complexes (except  $\text{Ru}(\text{bpy})_3^{2+}$ )—Continued

No.	Quencher	Solvent	Solution Medium	T/°C	$k_q$ /L mol <sup>-1</sup> s <sup>-1</sup>	Comments	Ref.
<b>19.50. <math>\text{Ru}(\text{bpy})(2,2'\text{-biquinoline})_2^{2+}</math></b>							
<i>Inorganic Quenchers</i>							
19.50.1.	$\text{Eu}(\text{crypt})^{2+}$	H <sub>2</sub> O	1 mol/L KCl	~22	$1.7 \times 10^9$	SL/LUM/SPC; RT; [Q] = 0.001-0.01 mol/L	86E195
19.50.2.	$\text{Ru}(2,2'\text{-biquinoline})_3^{2+}$	AN	$\mu = 0.02$ (KPF <sub>6</sub> )	~20	$3.4 \times 10^7$	LP/LUM/SST; $\tau_0^{\text{air}} = 0.19$ $\mu\text{s}$ ; ET	84E462
<b>19.51. <math>\text{Ru}(\text{bpy})_2(2,2'\text{-biquinoline})^{2+}</math></b>							
<i>Inorganic Quenchers</i>							
19.51.1.	$\text{Ru}(2,2'\text{-biquinoline})_3^{2+}$	AN	$\mu = 0.02$ (KPF <sub>6</sub> )	~20	$5.6 \times 10^7$	LP/LUM/SST; $\tau_0^{\text{air}} = 0.18$ $\mu\text{s}$ ; ET	84E462
<i>Organic Quenchers</i>							
19.51.2.	<i>N</i> -(4-Aminophenyl)aniline	AN	$\mu = 2 \times 10^{-4}$		$8.2 \times 10^9$	LP/LUM/SST, SS/LUM; $\tau_0^{\text{air}} = 0.24 \mu\text{s}$ ; RT	85A248
19.51.3.	1,4-Bis( <i>N,N</i> -dimethylamino)benzene	AN	$\mu = 2 \times 10^{-4}$		$1.4 \times 10^{10}$	LP/LUM/SST, SS/LUM; $\tau_0^{\text{air}} = 0.24 \mu\text{s}$ ; RT	85A248
19.51.4.	1,4-Bis( <i>N</i> -phenylamino)benzene	AN	$\mu = 2 \times 10^{-4}$		$8.0 \times 10^9$	LP/LUM/SST, SS/LUM; $\tau_0^{\text{air}} = 0.24 \mu\text{s}$ ; RT	85A248
19.51.5.	<i>N,N</i> -Dimethylaniline	AN	$\mu = 2 \times 10^{-4}$		$2.4 \times 10^8$	LP/LUM/SST, SS/LUM; $\tau_0^{\text{air}} = 0.24 \mu\text{s}$ ; RT	85A248
19.51.6.	MV <sup>2+</sup>	H <sub>2</sub> O/AN (20/1)	$\mu = 0.5$	20	$4.0 \times 10^8$	SS/LUM; $\tau_0^{\text{air}} = 0.15 \mu\text{s}$ (SL/LUM/SPC); OT	82S159
19.51.7.	Phenothiazine	AN	$\mu = 2 \times 10^{-4}$		$7.1 \times 10^9$	LP/LUM/SST, SS/LUM; $\tau_0^{\text{air}} = 0.24 \mu\text{s}$ ; RT	85A248
19.51.8.	4, <i>N,N</i> -Trimethylaniline	AN	$\mu = 2 \times 10^{-4}$		$2.1 \times 10^9$	LP/LUM/SST, SS/LUM; $\tau_0^{\text{air}} = 0.24 \mu\text{s}$ ; RT	85A248
19.51.9.	Triphenylamine	AN	$\mu = 2 \times 10^{-4}$		$1 \times 10^7$	LP/LUM/SST, SS/LUM; $\tau_0^{\text{air}} = 0.24 \mu\text{s}$ ; RT	85A248
<b>19.52. <math>\text{Ru}(\text{bpy})_2(\text{en})^{2+}</math></b>							
<i>Organic Quenchers</i>							
19.52.1.	1,4-Benzoquinone	AN		25	$2.4 \times 10^{10}$	SS/LUM; $\tau_0 = 0.11 \mu\text{s}$ (SL/LUM/AVE); OT	84A504
19.52.2.	$\alpha$ -Bromo-4-nitrotoluene	AN		25	$3.3 \times 10^9$	SS/LUM; $\tau_0 = 0.11 \mu\text{s}$ (SL/LUM/AVE); OT	84A504
19.52.3.	1,2-Dimethyl-3-nitrobenzene	AN		25	$1.9 \times 10^8$	SS/LUM; $\tau_0 = 0.11 \mu\text{s}$ (SL/LUM/AVE); OT	84A504
19.52.4.	1,3-Dimethyl-2-nitrobenzene	AN		25	$6.8 \times 10^6$	SS/LUM; $\tau_0 = 0.11 \mu\text{s}$ (SL/LUM/AVE); OT	84A504
19.52.5.	1,2-Dinitrobenzene	AN		25	$1.1 \times 10^{10}$	SS/LUM; $\tau_0 = 0.11 \mu\text{s}$ (SL/LUM/AVE); OT	84A504



TABLE 19. Quenching of excited ruthenium complexes (except Ru(bpy)<sub>3</sub><sup>2+</sup>)—Continued

No.	Quencher	Solvent	Solution Medium	T/°C	$k_q$ /L mol <sup>-1</sup> s <sup>-1</sup>	Comments	Ref.
<b>19.52. Ru(bpy)<sub>2</sub>(en)<sup>2+</sup>—Continued</b>							
19.52.6.	1,3-Dinitrobenzene	AN		25	$1.0 \times 10^{10}$	SS/LUM; $\tau_0 = 0.11 \mu\text{s}$ (SL/LUM/AVE); OT	84A504
19.52.7.	1,4-Dinitrobenzene	AN		25	$1.6 \times 10^{10}$	SS/LUM; $\tau_0 = 0.11 \mu\text{s}$ (SL/LUM/AVE); OT	84A504
19.52.8.	1-Methoxy-4-nitrobenzene	AN		25	$7.3 \times 10^8$	SS/LUM; $\tau_0 = 0.11 \mu\text{s}$ (SL/LUM/AVE); OT	84A504
19.52.9.	4-Nitrobenzamide	AN		25	$5.4 \times 10^9$	SS/LUM; $\tau_0 = 0.11 \mu\text{s}$ (SL/LUM/AVE); OT	84A504
19.52.10.	3-Nitrotoluene	AN		25	$1.6 \times 10^9$	SS/LUM; $\tau_0 = 0.11 \mu\text{s}$ (SL/LUM/AVE); OT	84A504
19.52.11.	4-Nitrotoluene	AN		25	$1.2 \times 10^9$	SS/LUM; $\tau_0 = 0.11 \mu\text{s}$ (SL/LUM/AVE); OT	84A504
<b>19.53. Ru(bpy)<sub>2</sub>[2-(thiazol-2-yl)pyridine]<sub>2</sub><sup>2+</sup></b>							
<i>Organic Quenchers</i>							
19.53.1.	MV <sup>2+</sup>	H <sub>2</sub> O			$5.8 \times 10^8$	LP/LUM/SST; $\tau_0 = 0.30 \mu\text{s}$ ; OT; $f = \sim 0.25$	83N214
<b>19.54. Ru(bpy)<sub>2</sub>[2-(thiazol-2-yl)pyridine]<sub>2</sub><sup>2+</sup></b>							
<i>Organic Quenchers</i>							
19.54.1.	MV <sup>2+</sup>	H <sub>2</sub> O			$6.3 \times 10^8$	LP/LUM/SST; $\tau_0 = 0.32 \mu\text{s}$ ; OT; $f = \sim 0.25$	83N214
<b>19.55. cis-Ru(bpy)<sub>2</sub>(vio)Cl<sup>+</sup></b>							
<i>Organic Quenchers</i>							
19.55.1.	N-Methyl-4-carbamyl-py <sup>+</sup>	AN/CH <sub>2</sub> Cl <sub>2</sub> (1.5/1)		-23	$3.6 \times 10^8$	LP/LUM/AVE; $\tau_0 = 0.10 \mu\text{s}$ ; OT	85F051
<b>19.56. Ru(2,7-dimethyl-1,4,5,8-tetraazaphenanthrene)<sub>3</sub><sup>2+</sup></b>							
<i>Organic Quenchers</i>							
19.56.1.	1,4-Dihydroxybenzene	H <sub>2</sub> O		20	$5.2 \times 10^9$	LP/LUM/SST; $\tau_0 = 90 \text{ ns}$ ; RT	85S015
<b>19.57. Ru[4-methyl-2-(2-pyridyl)pyrimidine]<sub>3</sub><sup>2+</sup></b>							
<i>Organic Quenchers</i>							
19.57.1.	MV <sup>2+</sup>	H <sub>2</sub> O		25	$3.9 \times 10^8$	EMI; $\tau_0 = 0.19 \mu\text{s}$	83E209
	MV <sup>2+</sup>	H <sub>2</sub> O	0.5 mol/L KCl	25	$3.9 \times 10^8$	SS/LUM; $\tau_0 = 0.17 \mu\text{s}$ (83E209); OT	83F371
	MV <sup>2+</sup>	H <sub>2</sub> O	0.05 mol/L PHTHbuf; pH 5		$2.9 \times 10^9$	SS/LUM; $\tau_0 = 0.19 \mu\text{s}$ (83E209); OT; [Q] = 0.002- 0.02 mol/L	85A431

TABLE 19. Quenching of excited ruthenium complexes (except Ru(bpy)<sub>3</sub><sup>2+</sup>)—Continued

No.	Quencher	Solvent	Solution Medium	T/°C	$k_q$ /L mol <sup>-1</sup> s <sup>-1</sup>	Comments	Ref.
<b>19.58. Ru(phen)<sub>3</sub><sup>2+</sup></b>							
<i>Inorganic Quenchers</i>							
19.58.1.	Ag <sup>+</sup>	H <sub>2</sub> O	μ = 0 (calc'd)	~21	7.5 × 10 <sup>4</sup>	SS/LUM; τ <sub>0</sub> = 1.1 μs (LP/LUM/AVE); [Q] = 0.6-1.3 mol/L	766319
19.58.2.	ClO <sub>4</sub> <sup>-</sup>	H <sub>2</sub> O	μ = 0 (calc'd)	~21	<3 × 10 <sup>5</sup>	SS/LUM; τ <sub>0</sub> = 1.1 μs (LP/LUM/AVE); [Q] = 0.04 mol/L	766319
19.58.3.	Co <sup>2+</sup>	H <sub>2</sub> O	μ = 0 (calc'd)	~21	2 × 10 <sup>5</sup>	SS/LUM; τ <sub>0</sub> = 1.1 μs (LP/LUM/AVE); [Q] = 0.05-0.06 mol/L	766319
19.58.4.	Co(acac) <sub>2</sub>	MeOH		~21	1.2 × 10 <sup>8</sup>	SS/LUM; τ <sub>0</sub> = 0.31 μs (LP/LUM/AVE); ET; [Q] = 0.001-0.008 mol/L	766319
19.58.5.	Co(acac) <sub>3</sub>	MeOH		~21	8.6 × 10 <sup>8</sup>	SS/LUM; τ <sub>0</sub> = 0.31 μs (LP/LUM/AVE); OT; [Q] = 0.001-0.005 mol/L	766319
19.58.6.	Co(AMMEsarH) <sup>4+</sup>	H <sub>2</sub> O	0.1 mol/L HCl, 0.1 mol/L LiCl	25	5.2 × 10 <sup>8</sup>	SS/LUM or LP/LUM/AVE; τ <sub>0</sub> = 0.92 μs (766404); ET, OT	84A238
19.58.7.	Co(AZAMEsar) <sup>4+</sup>	H <sub>2</sub> O	μ = 0.2 (LiCl)	25	4.0 × 10 <sup>8</sup>	SS/LUM or LP/LUM/AVE; τ <sub>0</sub> = 0.92 μs (766404); ET, OT	84A238
19.58.8.	Co(tpy) <sup>2+</sup>	H <sub>2</sub> O	0.05 mol/L Pbuf; pH 6.0; [Co <sup>II</sup> ]/[L] = 4.5	25	3.4 × 10 <sup>7</sup>	SS/LUM; τ <sub>0</sub> = 0.92 μs (766404); OT	85S022
19.58.9.	Co(tpy) <sub>3</sub> <sup>2+</sup>	H <sub>2</sub> O	0.05 mol/L Pbuf; pH 8.0; [Co <sup>II</sup> ]/[L] = 0.2	25	6.3 × 10 <sup>7</sup>	SS/LUM; τ <sub>0</sub> = 0.92 μs (766404); OT. ET	85S022
	Co(tpy) <sub>3</sub> <sup>2+</sup>	H <sub>2</sub> O	0.16 mol/L Na <sub>2</sub> SO <sub>4</sub> , Pbuf; pH 7.8; μ = 0.5; [Co <sup>II</sup> ]/[L] = 0.2	25	9.7 × 10 <sup>8</sup>	SS/LUM; τ <sub>0</sub> = 0.92 μs (766404); OT. ET	85S022
19.58.10.	Co(5-Clphen) <sup>2+</sup>	H <sub>2</sub> O	0.05 mol/L Pbuf; pH 6.0; [Co <sup>II</sup> ]/[L] = 4.5	25	1.9 × 10 <sup>8</sup>	SS/LUM; τ <sub>0</sub> = 0.92 μs (766404); OT	85S022
19.58.11.	Co(5-Clphen) <sub>3</sub> <sup>2+</sup>	H <sub>2</sub> O	0.05 mol/L Pbuf; pH 8.0; [Co <sup>II</sup> ]/[L] = 0.2	25	1.2 × 10 <sup>8</sup>	SS/LUM; τ <sub>0</sub> = 0.92 μs (766404); OT	85S022

TABLE 19. Quenching of excited ruthenium complexes (except Ru(bpy)<sub>3</sub><sup>2+</sup>)—Continued

No.	Quencher	Solvent	Solution Medium	T/°C	$k_q$ /L mol <sup>-1</sup> s <sup>-1</sup>	Comments	Ref.
<b>19.58. Ru(phen)<sub>3</sub><sup>2+</sup>—Continued</b>							
19.58.12.	Co(CN) <sub>6</sub> <sup>3-</sup>	H <sub>2</sub> O	μ = 0 (calc'd)	~21	2.7 × 10 <sup>7</sup>	SS/LUM; τ <sub>0</sub> = 1.1 μs (LP/LUM/AVE); ET; [Q] = 0.21 mol/L	766319
19.58.13.	Co(C <sub>2</sub> O <sub>4</sub> ) <sub>3</sub> <sup>3-</sup>	H <sub>2</sub> O	μ = 0 (calc'd)	~21	3.5 × 10 <sup>10</sup>	SS/LUM and LP/LUM/AVE; τ <sub>0</sub> = 1.1 μs (LP/LUM/AVE); [Q] ≤ 1.2 × 10 <sup>-4</sup> mol/L; some SQ	766319
19.58.14.	Co(diAMsar) <sup>3+</sup>	H <sub>2</sub> O	0.16 mol/L LiCl, 0.05 mol/L EtMO, pH 7.5	25	3.4 × 10 <sup>8</sup>	SS/LUM or LP/LUM/AVE; τ <sub>0</sub> = 0.92 μs (766404); ET, OT; f = 0.65 at pH 8.3	84A238
19.58.15.	Co(diAMsarH <sub>2</sub> ) <sup>5+</sup>	H <sub>2</sub> O	0.1 mol/L HCl, 0.1 mol/L LiCl	25	8.6 × 10 <sup>8</sup>	SS/LUM or LP/LUM/AVE; τ <sub>0</sub> = 0.92 μs (766404); ET, OT; f = 1.0	84A238
19.58.16.	Co(EMG) <sub>2</sub> (C <sub>2</sub> H <sub>5</sub> )(H <sub>2</sub> O)	H <sub>2</sub> O		~22	2.1 × 10 <sup>9</sup>	LP/LUM/SSST; ET?	83E223
19.58.17.	Co(en) <sub>3</sub> <sup>3+</sup>	H <sub>2</sub> O	μ = 0 (calc'd)	~21	<1 × 10 <sup>6</sup>	SS/LUM; τ <sub>0</sub> = 1.1 μs (LP/LUM/AVE); [Q] = 0.003-0.007 mol/L	766319
	Co(en) <sub>3</sub> <sup>3+</sup>	H <sub>2</sub> O	ACbuf; pH 4.7; μ = 0.01 (NaCl)	25	6.5 × 10 <sup>7</sup>	SS/LUM; τ <sub>0</sub> = 0.92 μs (84A238); ET, OT; [Q] = (3-90) × 10 <sup>-4</sup> mol/L	85F161
19.58.18.	Co(4,7-Me <sub>2</sub> phen) <sup>2+</sup>	H <sub>2</sub> O	0.05 mol/L Pbuf; pH 6.0; [Co <sup>II</sup> ]/[L] = 4.5	25	2.7 × 10 <sup>8</sup>	SS/LUM; τ <sub>0</sub> = 0.92 μs (766404); OT	85S022
19.58.19.	Co(4,7-Me <sub>2</sub> phen) <sub>3</sub> <sup>2+</sup>	H <sub>2</sub> O	0.05 mol/L Pbuf; pH 8.0; [Co <sup>II</sup> ]/[L] = 0.2	25	1.1 × 10 <sup>8</sup>	SS/LUM; τ <sub>0</sub> = 0.92 μs (766404); OT	85S022
19.58.20.	Co(NH <sub>3</sub> ) <sub>6</sub> <sup>3+</sup>	H <sub>2</sub> O	μ = 0 (calc'd)	~21	~3 × 10 <sup>6</sup>	SS/LUM; τ <sub>0</sub> = 1.1 μs (LP/LUM/AVE); OT; [Q] = 0.002-0.005 mol/L	766319
	Co(NH <sub>3</sub> ) <sub>6</sub> <sup>3+</sup>	H <sub>2</sub> O	0.1 mol/L H <sub>2</sub> SO <sub>4</sub>	~22	1.2 × 10 <sup>7</sup>	SS/LUM; τ <sub>0</sub> <sup>air</sup> = 0.51 μs (LP/LUM/AVE); OT	84A255
	Co(NH <sub>3</sub> ) <sub>6</sub> <sup>3+</sup>	H <sub>2</sub> O	ACbuf; pH 4.7; μ = 0.01 (NaCl)	25	4.6 × 10 <sup>7</sup>	SS/LUM; τ <sub>0</sub> = 0.92 μs (84A238); ET, OT; [Q] = (3-90) × 10 <sup>-4</sup> mol/L	85F161
19.58.21.	Co(NH <sub>3</sub> ) <sub>5</sub> Cl <sup>2+</sup>	H <sub>2</sub> O	μ = 0 (calc'd)	~21	1.3 × 10 <sup>8</sup>	SS/LUM; τ <sub>0</sub> = 1.1 μs (LP/LUM/AVE); OT; [Q] = 0.001-0.004 mol/L	766319
19.58.22.	Co(phen) <sup>2+</sup>	H <sub>2</sub> O	0.05 mol/L Pbuf; pH 6.0; [Co <sup>II</sup> ]/[L] = 4.5	25	9 × 10 <sup>7</sup>	SS/LUM; τ <sub>0</sub> = 0.92 μs (766404); OT	85S022

TABLE 19. Quenching of excited ruthenium complexes (except Ru(bpy)<sub>3</sub><sup>2+</sup>)—Continued

No.	Quencher	Solvent	Solution Medium	T/°C	$k_q$ /L mol <sup>-1</sup> s <sup>-1</sup>	Comments	Ref.
<b>19.58. Ru(phen)<sub>3</sub><sup>2+</sup>—Continued</b>							
19.58.23.	Co(phen) <sub>3</sub> <sup>2+</sup>	H <sub>2</sub> O	0.05 mol/L Pbuf; pH 8.0; [Co <sup>II</sup> ]/[L] = 0.2	25	$7.7 \times 10^7$	SS/LUM; $\tau_0 = 0.92 \mu\text{s}$ (766404); OT	85S022
19.58.24.	Co(sep) <sup>3+</sup>	H <sub>2</sub> O	0.2 mol/L LiCl	25	$7.0 \times 10^8$	SS/LUM; $\tau_0 = 0.92 \mu\text{s}$ (766404); ET, OT; $f = 0.53$	84A238
	Co(sep) <sup>3+</sup>	H <sub>2</sub> O	0.1 mol/L TEOA; pH 8.1; $\mu = 0.2$ (LiCl)	25	$6.3 \times 10^8$	SS/LUM; $\tau_0 = 0.92 \mu\text{s}$ (766404); ET, OT	84A238
	Co(sep) <sup>3+</sup>	H <sub>2</sub> O	0.5 mol/L H <sub>2</sub> SO <sub>4</sub>	25	$5.5 \times 10^8$	SS/LUM; $\tau_0 = 0.92 \mu\text{s}$ (766404); ET, OT	84A238
19.58.25.	Cr <sup>3+</sup>	H <sub>2</sub> O	0.04 mol/L H <sub>2</sub> SO <sub>4</sub> ; $\mu = 1.0$ (MgCl <sub>2</sub> )	25	$1.4 \times 10^7$	SS/LUM; $\tau_0 = 0.92 \mu\text{s}$ (LP/LUM/AVE); ET	766404
19.58.26.	Cr(acac) <sub>3</sub>	MeOH		~21	$5.4 \times 10^8$	SS/LUM; $\tau_0 = 0.31 \mu\text{s}$ (LP/LUM/AVE); ET; [Q] = 0.001-0.004 mol/L	766319
19.58.27.	Cr(CN) <sub>6</sub> <sup>3-</sup>	H <sub>2</sub> O	$\mu = 0$ (calc'd)	~21	$2.3 \times 10^{10}$	SS/LUM and LP/LUM/AVE; $\tau_0 = 1.1 \mu\text{s}$ (LP/LUM/AVE); ET; [Q] $\leq$ $1.7 \times 10^{-4}$ mol/L; some SQ	766319
19.58.28.	Cr(C <sub>2</sub> O <sub>4</sub> ) <sub>3</sub> <sup>3-</sup>	H <sub>2</sub> O	$\mu = 0$ (calc'd)	~21	$2.3 \times 10^{10}$	SS/LUM and LP/LUM/AVE; $\tau_0 = 1.1 \mu\text{s}$ (LP/LUM/AVE); ET; [Q] $\leq$ $2.5 \times 10^{-4}$ mol/L; some SQ	766319
19.58.29.	Cu <sup>2+</sup>	H <sub>2</sub> O	$\mu = 0$ (calc'd)	~21	$9 \times 10^6$	SS/LUM and LP/LUM/AVE; $\tau_0 = 1.1 \mu\text{s}$ (LP/LUM/AVE); OT; [Q] = 0.03-0.06 mol/L; some SQ	766319
	Cu <sup>2+</sup>	H <sub>2</sub> O	$\mu = 0.12$ (NaNO <sub>3</sub> )	25	$4.6 \times 10^7$ (calc)	LP/LUM/SST; $\tau_0 = 0.92 \mu\text{s}$ (33N004); OT	85N199
	Cu <sup>2+</sup>	H <sub>2</sub> O	0.25 mol/L H <sub>2</sub> SO <sub>4</sub> ; $\mu = 0.8-1$	25	$6.4 \times 10^7$	SL/LUM/SPC; $\tau_0 = 1.1 \mu\text{s}$ ; $\Delta H^\ddagger = 13$ kJ/mol; $\Delta S^\ddagger =$ $-51$ J/mol·K (20-80°C); OT	80A308
	Cu <sup>2+</sup>	H <sub>2</sub> O	0.5 mol/L H <sub>2</sub> SO <sub>4</sub>	25	$7.5 \times 10^7$	SS/LUM; $\tau_0 = 0.92 \mu\text{s}$ (766404); OT; $f = 0.54$	78A090
19.58.30.	Cu(zacac) <sub>2</sub>	MeOH		~21	$1.6 \times 10^9$	SS/LUM; $\tau_0 = 0.31 \mu\text{s}$ (LP/LUM/AVE); OT; [Q] = $(3-12) \times 10^{-4}$ mol/L	766319

TABLE 19. Quenching of excited ruthenium complexes (except Ru(bpy)<sub>3</sub><sup>2+</sup>)—Continued

No.	Quencher	Solvent	Solution Medium	T/°C	$k_q$ /L mol <sup>-1</sup> s <sup>-1</sup>	Comments	Ref.
<b>19.58. Ru(phen)<sub>3</sub><sup>2+</sup>—Continued</b>							
19.58.31.	CuCl <sup>+</sup>	H <sub>2</sub> O	0.0025 mol/L H <sub>2</sub> SO <sub>4</sub> + 0.088 mol/L Cu <sup>2+</sup> (CuSO <sub>4</sub> , CuCl <sub>2</sub> ) or 0.005 mol/L HCl + 0.24 mol/L Cl <sup>-</sup> (CuCl <sub>2</sub> , MgCl <sub>2</sub> ); μ = 0.35	25	2.2 × 10 <sup>8</sup>	SL/LUM/SPC; OT; $k_q$ from $k_{abs}$ at various [Cu <sup>II</sup> ] and [Cl <sup>-</sup> ] using known association constants	81A031
19.58.32.	CuCl <sub>2</sub>	H <sub>2</sub> O	0.0025 mol/L H <sub>2</sub> SO <sub>4</sub> + 0.088 mol/L Cu <sup>2+</sup> (CuSO <sub>4</sub> , CuCl <sub>2</sub> ) or 0.005 mol/L HCl + 0.24 mol/L Cl <sup>-</sup> (CuCl <sub>2</sub> , MgCl <sub>2</sub> ); μ = 0.35	25	2.1 × 10 <sup>9</sup>	SL/LUM/SPC; OT; $k_q$ from $k_{abs}$ at various [Cu <sup>II</sup> ] and [Cl <sup>-</sup> ] using known association constants	81A031
19.58.33.	Cu(H <sub>2</sub> O) <sub>n</sub> <sup>2+</sup>	H <sub>2</sub> O	0.0025 mol/L H <sub>2</sub> SO <sub>4</sub> + 0.088 mol/L Cu <sup>2+</sup> (CuSO <sub>4</sub> , CuCl <sub>2</sub> ) or 0.005 mol/L HCl + 0.24 mol/L Cl <sup>-</sup> (CuCl <sub>2</sub> , MgCl <sub>2</sub> ); μ = 0.35	25	6.1 × 10 <sup>7</sup>	SL/LUM/SPC; OT; $k_q$ from $k_{abs}$ at various [Cu <sup>II</sup> ] and [Cl <sup>-</sup> ] using known association constants	81A031
19.58.34.	Eu <sup>2+</sup>	H <sub>2</sub> O	0.05 mol/L HCl; μ = 0.5 (NaCl)	25	4.9 × 10 <sup>7</sup>	SS/LUM; τ <sub>0</sub> = 0.92 μs (766404); RT; [Q] = 0.01- 0.09 mol/L	78A087
19.58.35.	Eu <sup>3+</sup>	H <sub>2</sub> O	0.025 mol/L HCl; μ = 2.8 (MgCl <sub>2</sub> )	25	3.6 × 10 <sup>5</sup>	SL/LUM/SPC; τ <sub>0</sub> = 1.1 μs; ΔH <sup>‡</sup> = 32 kJ/mol; ΔS <sup>‡</sup> = -30 J/mol·K (20-80°C); OT; Q mainly as EuCl <sup>2+</sup>	80A308
19.58.36.	Fe <sup>3+</sup>	H <sub>2</sub> O	0.5 mol/L H <sub>2</sub> SO <sub>4</sub>	25	2.8 × 10 <sup>9</sup>	SS/LUM; τ <sub>0</sub> = 0.92 μs (LP/LUM/AVE); OT	766404
	Fe <sup>3+</sup>	H <sub>2</sub> O	1 mol/L HClO <sub>4</sub>		2.5 × 10 <sup>9</sup>	SS/LUM; τ <sub>0</sub> = 0.81 μs (FP/LUM/SST); OT	767009
19.58.37.	Fe(CN) <sub>6</sub> <sup>3-</sup>	H <sub>2</sub> O	μ = 0 (calc'd)	~21	4.4 × 10 <sup>10</sup>	SS/LUM and LP/LUM/AVE; τ <sub>0</sub> = 1.1 μs (LP/LUM/AVE); [Q] ≤ 5 × 10 <sup>-5</sup> mol/L; some SQ	766319

TABLE 19. Quenching of excited ruthenium complexes (except Ru(bpy)<sub>3</sub><sup>2+</sup>)—Continued

No.	Quencher	Solvent	Solution Medium	T/°C	$k_q$ /L mol <sup>-1</sup> s <sup>-1</sup>	Comments	Ref.
<b>19.58. Ru(phen)<sub>3</sub><sup>2+</sup>—Continued</b>							
19.58.38.	Fe(CN) <sub>3</sub> <sup>4-</sup>	H <sub>2</sub> O	μ = 0 (calc'd)	~21	7.3 × 10 <sup>10</sup>	SS/LUM and LP/LUM/AVE; τ <sub>0</sub> = 1.1 μs (LP/LUM/AVE); ET?; [Q] ≤ 5 × 10 <sup>-5</sup> mol/L; some SQ	766319
	Fe(CN) <sub>3</sub> <sup>4-</sup>	H <sub>2</sub> O			3.4 × 10 <sup>10</sup>	SL/LUM/SPC; τ <sub>0</sub> <sup>air</sup> = 0.42 μs; [Q] ≤ 2 × 10 <sup>-4</sup> mol/L; some SQ	85R098
	Fe(CN) <sub>3</sub> <sup>4-</sup>	H <sub>2</sub> O	0.005 mol/L TRbuf; 0.05 mol/L NaCl; pH 7.2		8.4 × 10 <sup>9</sup>	SL/LUM/SPC; τ <sub>0</sub> <sup>air</sup> = 0.52 μs; [Q] ≤ 4 × 10 <sup>-4</sup> mol/L; some SQ	85R098
19.58.39.	Fe <sup>III</sup> (cytochrome c)	H <sub>2</sub> O	Pbuf; pH 7		>8 × 10 <sup>7</sup>	LP/ABS/AVE; τ <sub>0</sub> = 0.92 μs (80E040); OT; [Q] = (1-10) × 10 <sup>-5</sup> mol/L; 10.6% of Q as Fe <sup>II</sup>	84A306
19.58.40.	Hg <sup>2+</sup>	H <sub>2</sub> O	0.05 mol/L HNO <sub>3</sub> ; μ = 0.063 (NaNO <sub>3</sub> )	~23	9.0 × 10 <sup>7</sup>	LP/LUM/AVE; τ <sub>0</sub> = 1.1 μs; OT	84A148
	Hg <sup>2+</sup>	H <sub>2</sub> O	0.05 mol/L HNO <sub>3</sub> ; μ = 0.5 (NaNO <sub>3</sub> )	~23	3.1 × 10 <sup>8</sup>	LP/LUM/AVE; τ <sub>0</sub> = 1.1 μs; OT	84A148
19.58.41.	HgCl <sub>2</sub>	H <sub>2</sub> O	0.01 mol/L HNO <sub>3</sub> , 0.09 mol/L NaNO <sub>3</sub>		1.3 × 10 <sup>9</sup>	SS/LUM, LP/LUM/AVE; τ <sub>0</sub> = 1.1 μs; OT; [Q] = (2-40) × 10 <sup>-4</sup> mol/L	84A077
	HgCl <sub>2</sub>	H <sub>2</sub> O	0.01 mol/L HNO <sub>3</sub> , 0.99 mol/L NaNO <sub>3</sub>		1.9 × 10 <sup>9</sup>	SS/LUM, LP/LUM/AVE; τ <sub>0</sub> = 1.1 μs; OT	84A077
	HgCl <sub>2</sub>	H <sub>2</sub> O	0.01 mol/L HNO <sub>3</sub> , 0.01 mol/L SLS		1.2 × 10 <sup>7</sup>	LP/LUM/AVE; τ <sub>0</sub> = 1.8 μs; OT	84N034
	HgCl <sub>2</sub>	H <sub>2</sub> O	0.01 mol/L HNO <sub>3</sub> , 0.1 mol/L NaNO <sub>3</sub> , 0.01 mol/L SLS		7.2 × 10 <sup>6</sup>	LP/LUM/AVE; τ <sub>0</sub> = 1.8 μs; OT	84N034
	HgCl <sub>2</sub>	H <sub>2</sub> O	0.01 mol/L HNO <sub>3</sub> , [NaNO <sub>3</sub> ] + [NaCl] = 0.40 mol/L, 0.01 mol/L SLS		7.1 × 10 <sup>6</sup>	LP/LUM/AVE; τ <sub>0</sub> = 2.0 μs; OT	84N034
19.58.42.	HgCl <sub>3</sub> <sup>-</sup>	H <sub>2</sub> O	0.01 mol/L HNO <sub>3</sub> , [NaNO <sub>3</sub> ] + [NaCl] = 0.99 mol/L		5.5 × 10 <sup>9</sup>	LP/LUM/AVE; τ <sub>0</sub> = 1.1 μs; OT; k <sub>q</sub> from Cl <sup>-</sup> titration at fixed [Hg <sup>II</sup> ] <sub>tot</sub>	84A077

TABLE 19. Quenching of excited ruthenium complexes (except Ru(bpy)<sub>3</sub><sup>2+</sup>)—Continued

No.	Quencher	Solvent	Solution Medium	T/°C	$k_q$ /L mol <sup>-1</sup> s <sup>-1</sup>	Comments	Ref.
<b>19.58. Ru(phen)<sub>3</sub><sup>2+</sup>—Continued</b>							
	HgCl <sub>3</sub> <sup>-</sup>	H <sub>2</sub> O	0.01 mol/L HNO <sub>3</sub> , 0.1 mol/L NaNO <sub>3</sub> , 0.01 mol/L SLS		~4 × 10 <sup>6</sup>	LP/LUM/AVE; τ <sub>0</sub> = 1.8 μs; OT; k <sub>q</sub> from Cl <sup>-</sup> titration at fixed [Hg <sup>II</sup> ] <sub>tot</sub>	84N034
19.58.43.	HgCl <sub>4</sub> <sup>2-</sup>	H <sub>2</sub> O	0.01 mol/L HNO <sub>3</sub> , [NaNO <sub>3</sub> ] + [NaCl] = 0.99 mol/L		3.2 × 10 <sup>8</sup>	LP/LUM/AVE; τ <sub>0</sub> = 1.1 μs; OT; k <sub>q</sub> from Cl <sup>-</sup> titration at fixed [Hg <sup>II</sup> ] <sub>tot</sub>	84A077
19.58.44.	I <sup>-</sup>	H <sub>2</sub> O	μ = 0 (calc'd)	~21	1 × 10 <sup>6</sup>	SS/LUM; τ <sub>0</sub> = 1.1 μs (LP/LUM/AVE); [Q] = 0.14-0.16 mol/L	766319
19.58.45.	NO <sub>3</sub> <sup>-</sup>	H <sub>2</sub> O	μ = 0 (calc'd)	~21	<1 × 10 <sup>5</sup>	SS/LUM; τ <sub>0</sub> = 1.1 μs (LP/LUM/AVE); [Q] = 0.1 mol/L	766319
19.58.46.	Ni <sup>2+</sup>	H <sub>2</sub> O	μ = 0 (calc'd)	~21	6.6 × 10 <sup>5</sup>	SS/LUM; τ <sub>0</sub> = 1.1 μs (LP/LUM/AVE); [Q] = 0.05-0.06 mol/L	766319
19.58.47.	Ni(acac) <sub>2</sub>	MeOH		~21	4.2 × 10 <sup>7</sup>	SS/LUM; τ <sub>0</sub> = 0.31 μs (LP/LUM/AVE); ET; [Q] = 0.002-0.007 mol/L	766319
19.58.48.	O <sub>2</sub>	H <sub>2</sub> O		~21	4.7 × 10 <sup>9</sup>	SS/LUM; τ <sub>0</sub> = 1.0 μs (LP/LUM/SST); ET	737658
	O <sub>2</sub>	H <sub>2</sub> O		25	4.2 × 10 <sup>9</sup>	SS/LUM; τ <sub>0</sub> = 0.92 μs (LP/LUM/AVE); OT?	766404
	O <sub>2</sub>	MeOH		~21	3.2 × 10 <sup>9</sup>	SS/LUM; τ <sub>0</sub> = 0.31 μs (LP/LUM/SST); ET; same k <sub>q</sub> from same lab in 777221	737658
19.58.49.	PtCl <sub>4</sub> <sup>2-</sup>	H <sub>2</sub> O	μ = 0 (calc'd)	~21	1.7 × 10 <sup>10</sup>	SS/LUM and LP/LUM/AVE; τ <sub>0</sub> = 1.1 μs (LP/LUM/AVE); ET; [Q] ≤ 2.2 × 10 <sup>-4</sup> mol/L; some SQ	766319
19.58.50.	PtCl <sub>5</sub> <sup>2-</sup>	H <sub>2</sub> O	μ = 0 (calc'd)	~21	~2 × 10 <sup>10</sup>	SS/LUM; τ <sub>0</sub> = 1.1 μs (LP/LUM/AVE); OT, ET?; [Q] = (1-3) × 10 <sup>-4</sup> mol/L	766319
19.58.51.	Rh(bpy) <sub>3</sub> <sup>3+</sup>	H <sub>2</sub> O	0.5 mol/L H <sub>2</sub> SO <sub>4</sub> ; μ = 0.5	25	9.9 × 10 <sup>8</sup>	SS/LUM or LP/LUM/SST; OT	81N003
	Rh(bpy) <sub>3</sub> <sup>3+</sup>	H <sub>2</sub> O	0.5 mol/L NaOH; μ = 0.5	25	7.1 × 10 <sup>8</sup>	SS/LUM or LP/LUM/SST; OT	81N003
	Rh(bpy) <sub>3</sub> <sup>3+</sup>	H <sub>2</sub> O	0.17 mol/L Na <sub>2</sub> SO <sub>4</sub> ; μ = 0.5	25	6 × 10 <sup>8</sup>	SS/LUM or LP/LUM/SST; τ <sub>0</sub> = 0.92 μs (766404); OT	82A145

TABLE 19. Quenching of excited ruthenium complexes (except Ru(bpy)<sub>3</sub><sup>2+</sup>)—Continued

No.	Quencher	Solvent	Solution Medium	T/°C	$k_q$ /L mol <sup>-1</sup> s <sup>-1</sup>	Comments	Ref.
<b>19.58. Ru(phen)<sub>2</sub><sup>2+</sup>—Continued</b>							
19.58.52.	<i>cis</i> -Rh(bpy) <sub>2</sub> (H <sub>2</sub> O) <sub>2</sub> <sup>3+</sup>	H <sub>2</sub> O	0.5 mol/L H <sub>2</sub> SO <sub>4</sub> ; μ = 0.5	25	6.5 × 10 <sup>8</sup>	SS/LUM or LP/LUM/SST; OT	81N003
19.58.53.	<i>cis</i> -Rh(bpy) <sub>2</sub> (OH) <sub>2</sub> <sup>+</sup>	H <sub>2</sub> O	0.5 mol/L NaOH; μ = 0.5	25	1.2 × 10 <sup>7</sup>	SS/LUM or LP/LUM/SST; E <sup>-</sup>	81N003
19.58.54.	Rh(4,4'-Me <sub>2</sub> bpy) <sub>3</sub> <sup>3+</sup>	H <sub>2</sub> O	0.17 mol/L Na <sub>2</sub> SO <sub>4</sub> ; μ = 0.5	25	2 × 10 <sup>8</sup>	SS/LUM or LP/LUM/SST; τ <sub>0</sub> = 0.92 μs (766404); OT	82A145
19.58.55.	Rh(5-Mephen) <sub>3</sub> <sup>3+</sup>	H <sub>2</sub> O	0.17 mol/L Na <sub>2</sub> SO <sub>4</sub> ; μ = 0.5	25	9.8 × 10 <sup>8</sup>	SS/LUM or LP/LUM/SST; τ <sub>0</sub> = 0.92 μs (766404); OT	82A145
19.58.56.	Rh(5,6-Me <sub>2</sub> phen) <sub>3</sub> <sup>3+</sup>	H <sub>2</sub> O	0.17 mol/L Na <sub>2</sub> SO <sub>4</sub> ; μ = 0.5	25	9.5 × 10 <sup>8</sup>	SS/LUM or LP/LUM/SST; τ <sub>0</sub> = 0.92 μs (766404); OT	82A145
19.58.57.	Rh(phen) <sub>3</sub> <sup>3+</sup>	H <sub>2</sub> O	0.5 mol/L H <sub>2</sub> SO <sub>4</sub> ; μ = 0.5	25	1.2 × 10 <sup>9</sup>	SS/LUM or LP/LUM/SST; OT	81N003
19.58.58.	S <sub>2</sub> O <sub>3</sub> <sup>2-</sup>	H <sub>2</sub> O	0.5 mol/L H <sub>2</sub> SO <sub>4</sub> (?)	20(?)	5.6 × 10 <sup>8</sup>	SS/LUM; OT	80F128
19.58.59.	Ti <sup>3+</sup>	H <sub>2</sub> O	1.5 mol/L HCl; μ = 3.0 (LiCl)	25	6.2 × 10 <sup>6</sup>	LP/LUM/SS <sup>-</sup> ; τ <sub>0</sub> = 0.72 μs; ET; 20-60% Ti <sup>3+</sup> coordinated by Cl <sup>-</sup>	79A183
<i>Organic Quenchers</i>							
19.58.60.	Ascorbate ion	H <sub>2</sub> O	pH 5; μ = 0.7 (Na <sub>2</sub> SO <sub>4</sub> )	25	2.3 × 10 <sup>8</sup>	SS/LUM; τ <sub>0</sub> = 0.92 μs (766404); RT	82A278
19.58.61.	<i>N,N</i> -Bis(2-hydroxyethyl)-vio <sup>2+</sup>	H <sub>2</sub> O			2.7 × 10 <sup>9</sup>	SS/LUM; τ <sub>0</sub> = 0.9 μs; CT; [Q] = (2-10) × 10 <sup>-4</sup> mol/L	78A269
19.58.62.	bpyH <sup>+</sup>	H <sub>2</sub> O	μ = 0.5 (NaHSO <sub>4</sub> , Na <sub>2</sub> SO <sub>4</sub> )	25	1 × 10 <sup>7</sup>	SS/LUM; τ <sub>0</sub> = 0.92 μs (766404); OT; [Q] = (5-50) × 10 <sup>-4</sup> mol/L; k <sub>q</sub> from pH dependence of K <sub>SV</sub>	83C017
	bpyH <sup>+</sup>	H <sub>2</sub> O	μ = 0.5 (HCl, NaCl)	25	2.2 × 10 <sup>7</sup>	SS/LUM; τ <sub>0</sub> = 0.92 μs (766404); OT; [Q] = (5-50) × 10 <sup>-4</sup> mol/L; k <sub>q</sub> from pH dependence of K <sub>SV</sub>	83C017
19.58.63.	bpyH <sub>2</sub> <sup>2+</sup>	H <sub>2</sub> O	μ = 0.5 (HCl, NaCl)	25	2.6 × 10 <sup>9</sup>	SS/LUM; τ <sub>0</sub> = 0.92 μs (766404); OT; [Q] = (5-50) × 10 <sup>-4</sup> mol/L; k <sub>q</sub> from pH dependence of K <sub>SV</sub>	83C017
19.58.64.	<i>N,N</i> -Dibenzyl-vio <sup>2+</sup>	H <sub>2</sub> O			3.1 × 10 <sup>9</sup>	SS/LUM; τ <sub>0</sub> = 0.9 μs; CT; [Q] = (2-10) × 10 <sup>-4</sup> mol/L	78A269
19.58.65.	<i>N,N</i> -Dibutyl-vio <sup>2+</sup>	AN	μ = 0 (calc'd)		2.7 × 10 <sup>8</sup>	LP/LUM/SST; OT	83N153
19.58.66.	<i>N,N</i> -Diethyl-vio <sup>2+</sup>	AN	μ = 0 (calc'd)		2.4 × 10 <sup>8</sup>	LP/LUM/SST; OT	83N153
19.58.67.	<i>N,N</i> -Dihexyl-vio <sup>2+</sup>	AN	μ = 0 (calc'd)		2.8 × 10 <sup>8</sup>	LP/LUM/SST; OT	83N153



TABLE 19. Quenching of excited ruthenium complexes (except Ru(bpy)<sub>3</sub><sup>2+</sup>)—Continued

No.	Quencher	Solvent	Solution Medium	T/°C	$k_q$ /L mol <sup>-1</sup> s <sup>-1</sup>	Comments	Ref.
<b>19.58. Ru(phen)<sub>3</sub><sup>2+</sup>—Continued</b>							
19.58.68.	4,4'-Dimethyl-bpyH <sub>2</sub> <sup>2+</sup>	H <sub>2</sub> O	μ = 0.5 (HCl, NaCl)	25	2.7 × 10 <sup>9</sup>	SS/LUM; τ <sub>0</sub> = 0.92 μs (766404); OT; [Q] = (5-50) × 10 <sup>-4</sup> mol/L; k <sub>q</sub> from pH dependence of K <sub>SV</sub>	83C017
19.58.69.	DQ <sup>2+</sup>	H <sub>2</sub> O	μ = 0.5 (HCl, NaCl)	25	3.3 × 10 <sup>9</sup>	SS/LUM; τ <sub>0</sub> = 0.92 μs (766404); [Q] = (5-50) × 10 <sup>-4</sup> mol/L	83C017
19.58.70.	MV <sup>2+</sup>	AN	0.1 mol/L TBAP		2.9 × 10 <sup>9</sup>	SS/LUM; τ <sub>0</sub> = 0.50 μs (FP/LUM/SST); OT	767009
	MV <sup>2+</sup>	H <sub>2</sub> O			2.4 × 10 <sup>9</sup>	SS/LUM; τ <sub>0</sub> = 0.9 μs; OT; [Q] = (2-10) × 10 <sup>-4</sup> mol/L	78A269
19.58.71.	phenH <sup>+</sup>	H <sub>2</sub> O	μ = 0.5 (NaHSO <sub>4</sub> , Na <sub>2</sub> SO <sub>4</sub> )	25	4.6 × 10 <sup>8</sup>	SS/LUM; τ <sub>0</sub> = 0.92 μs (766404); OT; [Q] = (5-50) × 10 <sup>-4</sup> mol/L; k <sub>q</sub> from pH dependence of K <sub>SV</sub>	83C017
	phenH <sup>+</sup>	H <sub>2</sub> O	μ = 0.5 (HCl, NaCl)	25	7.8 × 10 <sup>8</sup>	SS/LUM; τ <sub>0</sub> = 0.92 μs (766404); OT; [Q] = (5-50) × 10 <sup>-4</sup> mol/L; k <sub>q</sub> from pH dependence of K <sub>SV</sub>	83C017
19.58.72.	phenH <sub>2</sub> <sup>2+</sup>	H <sub>2</sub> O	μ = 0.5 (HCl, NaCl)	25	2.8 × 10 <sup>9</sup>	SS/LUM; τ <sub>0</sub> = 0.92 μs (766404); OT; [Q] = (5-50) × 10 <sup>-4</sup> mol/L; k <sub>q</sub> from pH dependence of K <sub>SV</sub>	83C017
19.58.73.	N,N'-(Trimethylene)-bpy <sup>2+</sup>	H <sub>2</sub> O			2.1 × 10 <sup>9</sup>	SS/LUM; τ <sub>0</sub> = 0.9 μs; OT; [Q] = (2-10) × 10 <sup>-4</sup> mol/L	78A269
<b>19.59. Ru(phen)<sub>2</sub>(5-Brphen)<sup>2+</sup></b>							
<i>Inorganic Quenchers</i>							
19.59.1.	O <sub>2</sub>	MeOH			2.3 × 10 <sup>9</sup>	SS/LUM; τ <sub>0</sub> = 0.99 μs (LP/LUM/AVE); ET	777221
<b>19.60. cis-Ru(phen)<sub>2</sub>(CN)<sub>2</sub></b>							
<i>Inorganic Quenchers</i>							
19.60.1.	Co <sup>2+</sup>	H <sub>2</sub> O		~21	1.0 × 10 <sup>7</sup>	FP/LUM/SST; τ <sub>0</sub> = 0.71 μs; ET; some SQ	776220
19.60.2.	Co(acac) <sub>2</sub>	MeOH		~21	3.1 × 10 <sup>7</sup>	SS/LUM; τ <sub>0</sub> = 1.6 μs (FP/LUM/SST); ET	776220
19.60.3.	Co(acac) <sub>3</sub>	MeOH		~21	3.8 × 10 <sup>8</sup>	SS/LUM; τ <sub>0</sub> = 1.6 μs (FP/LUM/SST)	776220
19.60.4.	Co(CN) <sub>6</sub> <sup>3-</sup>	H <sub>2</sub> O		~21	2.8 × 10 <sup>6</sup>	SS/LUM; τ <sub>0</sub> = 0.71 μs (FP/LUM/SST)	776220

TABLE 19. Quenching of excited ruthenium complexes (except Ru(bpy)<sub>3</sub><sup>2+</sup>)—Continued

No.	Quercher	Solvent	Solution Medium	T/°C	k <sub>q</sub> /L mol <sup>-1</sup> s <sup>-1</sup>	Comments	Ref.
<b>19.60. cis-Ru(phen)<sub>2</sub>(CN)<sub>2</sub>—Continued</b>							
19.60.5.	Co(C <sub>2</sub> O <sub>4</sub> ) <sub>3</sub> <sup>3-</sup>	H <sub>2</sub> O		~21	3.2 × 10 <sup>9</sup>	SS/LUM; τ <sub>0</sub> = 0.71 μs (FP/LUM/SST); OT	776220
19.60.6.	Co(NH <sub>3</sub> ) <sub>6</sub> <sup>3+</sup>	H <sub>2</sub> O		~21	2.3 × 10 <sup>9</sup>	SS/LUM; τ <sub>0</sub> = 0.71 μs (FP/LUM/SST); OT	776220
19.60.7.	Co(NH <sub>3</sub> ) <sub>5</sub> Cl <sup>2+</sup>	H <sub>2</sub> O		~21	3.9 × 10 <sup>9</sup>	SS/LUM; τ <sub>0</sub> = 0.71 μs (FP/LUM/SST); OT	776220
19.60.8.	Cr(acac) <sub>3</sub>	MeOH		~21	3.6 × 10 <sup>8</sup>	SS/LUM; τ <sub>0</sub> = 1.6 μs (FP/LUM/SST); ET	776220
19.60.9.	Cr(CN) <sub>6</sub> <sup>3-</sup>	H <sub>2</sub> O		~21	4.0 × 10 <sup>8</sup>	SS/LUM; τ <sub>0</sub> = 0.71 μs (FP/LUM/SST); ET	776220
19.60.10.	Cr(C <sub>2</sub> O <sub>4</sub> ) <sub>3</sub> <sup>3-</sup>	H <sub>2</sub> O		~21	2.7 × 10 <sup>8</sup>	SS/LUM; τ <sub>0</sub> = 0.71 μs (FP/LUM/SST); ET	776220
19.60.11.	trans-Cr(en) <sub>2</sub> Cl <sub>2</sub> <sup>+</sup>	H <sub>2</sub> O/DMF (3/1)	7.5 × 10 <sup>-4</sup> mol/L HCl	20	3.6 × 10 <sup>8</sup>	SS/LUM; τ <sub>0</sub> = 1.0 μs (LP/LUM/AVE); ΔH <sup>‡</sup> = 7.7 kJ/mol; ET	81E237
19.60.12.	trans-Cr(en) <sub>2</sub> F <sub>2</sub> <sup>+</sup>	H <sub>2</sub> O/DMF (3/1)	7.5 × 10 <sup>-4</sup> mol/L HCl	20	3.0 × 10 <sup>7</sup>	SS/LUM; τ <sub>0</sub> = 1.0 μs (LP/LUM/AVE); ΔH <sup>‡</sup> = 0.96 kJ/mol; ET	81E237
19.60.13.	trans-Cr(en) <sub>2</sub> (NCS) <sub>2</sub> <sup>+</sup>	H <sub>2</sub> O/DMF (3/1)	7.5 × 10 <sup>-4</sup> mol/L HCl	20	3.3 × 10 <sup>8</sup>	SS/LUM; τ <sub>0</sub> = 1.0 μs (LP/LUM/AVE); ΔH <sup>‡</sup> = 9.4 kJ/mol; ET	81E237
19.60.14.	trans-Cr(en) <sub>2</sub> (NCS)Cl <sup>+</sup>	H <sub>2</sub> O/DMF (3/1)	7.5 × 10 <sup>-4</sup> mol/L HCl	20	4.1 × 10 <sup>8</sup>	SS/LUM; τ <sub>0</sub> = 1.0 μs (LP/LUM/AVE); ET	81E237
19.60.15.	trans-Cr(en) <sub>2</sub> (ONO)Cl <sup>+</sup>	H <sub>2</sub> O/DMF (3/1)	7.5 × 10 <sup>-4</sup> mol/L HCl	20	1.9 × 10 <sup>8</sup>	SS/LUM; τ <sub>0</sub> = 1.0 μs (LP/LUM/AVE); ET	81E237
19.60.16.	trans-Cr(NH <sub>3</sub> ) <sub>2</sub> (NCS) <sub>4</sub> <sup>-</sup>	H <sub>2</sub> O		~21	3.3 × 10 <sup>9</sup>	SS/LUM; τ <sub>0</sub> = 0.71 μs (FP/LUM/SST); ET	776220
19.60.17.	Cu <sup>2+</sup>	H <sub>2</sub> O		~21	4.8 × 10 <sup>8</sup>	FP/LUM/SST; τ <sub>0</sub> = 0.71 μs; OT, ET; same k <sub>q</sub> from same lab in 74E502; some SQ	776220
19.60.18.	Cu(acac) <sub>2</sub>	MeOH		~21	1.5 × 10 <sup>9</sup>	SS/LUM; τ <sub>0</sub> = 1.6 μs (FP/LUM/SST); OT, ET	776220
19.60.19.	Fe(CN) <sub>6</sub> <sup>3-</sup>	H <sub>2</sub> O		~21	3.5 × 10 <sup>9</sup>	SS/LUM; τ <sub>0</sub> = 0.71 μs (FP/LUM/SST); OT	776220
19.60.20.	Fe(CN) <sub>6</sub> <sup>4-</sup>	H <sub>2</sub> O		~21	3.1 × 10 <sup>8</sup>	SS/LUM; τ <sub>0</sub> = 0.71 μs (FP/LUM/SST); ET, RT	776220
19.60.21.	I <sup>-</sup>	H <sub>2</sub> O		~21	4 × 10 <sup>5</sup>	SS/LUM; τ <sub>0</sub> = 0.71 μs (FP/LUM/SST)	776220

TABLE 19. Quenching of excited ruthenium complexes (except Ru(bpy)<sub>3</sub><sup>2+</sup>)—Continued

No.	Quencher	Solvent	Solution Medium	T/°C	$k_q$ /L mol <sup>-1</sup> s <sup>-1</sup>	Comments	Ref.
<b>19.60. cis-Ru(phen)<sub>2</sub>(CN)<sub>2</sub>—Continued</b>							
19.60.22.	Ni <sup>2+</sup>	H <sub>2</sub> O		~21	$2.0 \times 10^7$	FP/LUM/SST; $\tau_0 = 0.71$ $\mu$ s; ET; [Q] $\leq 0.14$ mol/L; some SQ	776220
19.60.23.	Ni(acac) <sub>2</sub>	MeOH		~21	$6.0 \times 10^7$	SS/LUM; $\tau_0 = 1.6$ $\mu$ s (FP/LUM/SST)	776220
19.60.24.	NiCl <sub>4</sub> <sup>2-</sup>	H <sub>2</sub> O		~21	$5.6 \times 10^6$	SS/LUM; $\tau_0 = 0.71$ $\mu$ s (FP/LUM/SST)	776220
19.60.25.	O <sub>2</sub>	H <sub>2</sub> O		~21	$5.5 \times 10^6$	SS/LUM; $\tau_0 = 0.71$ $\mu$ s (LP/LUM/SST); ET	737658
	O <sub>2</sub>	MeOH			$5.4 \times 10^6$	SS/LUM; $\tau_0 = 1.6$ $\mu$ s (LP/LUM/AVE); ET; $k_q = 5.0 \times 10^9$ L mol <sup>-1</sup> s <sup>-1</sup> at ~21 °C with SS/LUM and $\tau_0 = 1.7$ $\mu$ s from same lab in 737658	777221
19.60.26.	PtCl <sub>4</sub> <sup>2-</sup>	H <sub>2</sub> O		~21	$1.0 \times 10^6$	SS/LUM; $\tau_0 = 0.71$ $\mu$ s (FP/LUM/SST); ET	776220
<b>19.61. Ru(phen)<sub>2</sub>(5-Clphen)<sup>2+</sup></b>							
<i>Inorganic Quenchers</i>							
19.61.1.	O <sub>2</sub>	MeOH			$2.3 \times 10^6$	SS/LUM; $\tau_0 = 0.95$ $\mu$ s (LP/LUM/AVE); ET	777221
<b>19.62. Ru(phen)<sub>2</sub>[4,7-(PhSO<sub>2</sub>)<sub>2</sub>phen]</b>							
<i>Inorganic Quenchers</i>							
19.62.1.	O <sub>2</sub>	H <sub>2</sub> O		25	$3.0 \times 10^9$	LP/LUM/AVE; $\tau_0 = 3.5$ $\mu$ s; $p_Q = 2 \times 10^4$ Pa	85E012
	O <sub>2</sub>	H <sub>2</sub> O	variable [β-CD]	25	$1.5 \times 10^9$	LP/LUM/AVE; $\tau_0 = 2.7$ $\mu$ s; $p_Q = 2 \times 10^4$ Pa; $\tau_0$ and $k_q$ from β-CD titration at constant $p_Q$ ; S as 1:1 complex with β-CD	85E012
	O <sub>2</sub>	H <sub>2</sub> O	variable [β-CD]	25	$1.2 \times 10^9$	LP/LUM/AVE; $\tau_0 = 3.6$ $\mu$ s; $p_Q = 2 \times 10^4$ Pa; $\tau_0$ and $k_q$ from β-CD titration at constant $p_Q$ ; S as 1:2 complex with β-CD	85E012
	O <sub>2</sub>	MeOH			$1.8 \times 10^9$	SS/LUM; $\tau_0 = 4.0$ $\mu$ s (LP/LUM/AVE); ET	777221
<i>Organic Quenchers</i>							
19.62.2.	Ascorbate ion	H <sub>2</sub> O	pH 5; $\mu = 0.7$ (Na <sub>2</sub> SC <sub>4</sub> )	25	$2.9 \times 10^7$	SS/LUM; $\tau_0 = 2.5$ $\mu$ s; RT; $\tau$ estimated	82A278

TABLE 19. Quenching of excited ruthenium complexes (except Ru(bpy)<sub>3</sub><sup>2+</sup>)—Continued

No.	Quencher	Solvent	Solution Medium	T/°C	$k_q$ /L mol <sup>-1</sup> s <sup>-1</sup>	Comments	Ref.
<b>19.63. Ru(phen)<sub>2</sub>(4,7-Ph<sub>2</sub>phen)<sup>2+</sup></b>							
<i>Inorganic Quenchers</i>							
19.63.1.	Cu <sup>2+</sup>	H <sub>2</sub> O	μ = 0.12 (NaNO <sub>3</sub> )	25	2.0 × 10 <sup>7</sup> (calc)	LP/LUM/SST; τ <sub>0</sub> = 3.2 μs (83N004); OT	85N199
19.63.2.	O <sub>2</sub>	H <sub>2</sub> O		25	3.7 × 10 <sup>9</sup>	LP/LUM/AVE; τ <sub>0</sub> = 3.1 μs; p <sub>Q</sub> = 2 × 10 <sup>4</sup> Pa	85E012
	O <sub>2</sub>	H <sub>2</sub> O	variable [β-CD]	25	1.3 × 10 <sup>9</sup>	LP/LUM/AVE; τ <sub>0</sub> = 2.8 μs; p <sub>Q</sub> = 2 × 10 <sup>4</sup> Pa; τ <sub>0</sub> and k <sub>q</sub> from β-CD titration at constant p <sub>Q</sub> ; S as 1:1 complex with β-CD	85E012
	O <sub>2</sub>	H <sub>2</sub> O	variable [β-CD]	25	1.3 × 10 <sup>9</sup>	LP/LUM/AVE; τ <sub>0</sub> = 3.8 μs; p <sub>Q</sub> = 2 × 10 <sup>4</sup> Pa; τ <sub>0</sub> and k <sub>q</sub> from β-CD titration at constant p <sub>Q</sub> ; S as 1:2 complex with β-CD	85E012
	O <sub>2</sub>	MeOH			2.6 × 10 <sup>9</sup>	SS/LUM; τ <sub>0</sub> = 2.6 μs (LP/LUM/AVE); ET	777221
<b>19.64. Ru(phen)<sub>2</sub>(5-Phphen)<sup>2+</sup></b>							
<i>Inorganic Quenchers</i>							
19.64.1.	O <sub>2</sub>	H <sub>2</sub> O		25	4.2 × 10 <sup>9</sup>	LP/LUM/AVE; τ <sub>0</sub> = 1.0 μs; p <sub>Q</sub> = 2 × 10 <sup>4</sup> Pa	85E012
	O <sub>2</sub>	H <sub>2</sub> O	variable [β-CD]	25	1.6 × 10 <sup>9</sup>	LP/LUM/AVE; τ <sub>0</sub> = 1.7 μs; p <sub>Q</sub> = 2 × 10 <sup>4</sup> Pa; τ <sub>0</sub> and k <sub>q</sub> from β-CD titration at constant p <sub>Q</sub> ; S as 1:1 complex with β-CD	85E012
<b>19.65. Ru[2-(phenylazo)pyridine]<sub>2</sub><sup>2+</sup></b>							
<i>Inorganic Quenchers</i>							
19.65.1.	Ce <sup>4+</sup>	H <sub>2</sub> O	0.5 mol/L H <sub>2</sub> SO <sub>4</sub>	22	3.6 × 10 <sup>9</sup>	SS/LUM; τ <sub>0</sub> <sup>air</sup> = 0.42 μs (LP/LUM/AVE); OT	84E347
19.65.2.	Fe <sup>2+</sup>	H <sub>2</sub> O	0.5 mol/L H <sub>2</sub> SO <sub>4</sub>	22	3.6 × 10 <sup>10</sup>	SS/LUM; τ <sub>0</sub> <sup>air</sup> = 0.42 μs (LP/LUM/AVE); RT	84E347
19.65.3.	Fe(CN) <sub>6</sub> <sup>4-</sup>	H <sub>2</sub> O	0.5 mol/L H <sub>2</sub> SO <sub>4</sub>	22	1.8 × 10 <sup>10</sup>	SS/LUM; τ <sub>0</sub> <sup>air</sup> = 0.42 μs (LP/LUM/AVE); RT	84E347
<b>19.66. Ru(phthalocyanine)(DMF)<sub>2</sub></b>							
<i>Inorganic Quenchers</i>							
19.66.1.	Co(NH <sub>3</sub> ) <sub>6</sub> <sup>3+</sup>	AN/H <sub>2</sub> O (2.3/1)	0.1 mol/L TEAP		4.7 × 10 <sup>9</sup> (corr)	LP/ABS/SST	83E262

TABLE 19. Quenching of excited ruthenium complexes (except Ru(bpy)<sub>3</sub><sup>2+</sup>)—Continued

No.	Quencher	Solvent	Solution Medium	T/°C	$k_q$ /L mol <sup>-1</sup> s <sup>-1</sup>	Comments	Ref.
<b>19.66. Ru(phthalocyanine)(DMF)<sub>2</sub>—Continued</b>							
19.66.2.	Co(NH <sub>3</sub> ) <sub>5</sub> Cl <sup>2+</sup>	AN/H <sub>2</sub> O (2.3/1)	0.1 mol/L TEAP		$4.7 \times 10^9$ (corr)	LP/ABS/SST	83E262
19.66.3.	Co(NH <sub>3</sub> ) <sub>5</sub> (H <sub>2</sub> O) <sup>3+</sup>	AN/H <sub>2</sub> O (2.3/1)	0.1 mol/L TEAP		$2.6 \times 10^9$ (corr)	LP/ABS/SST	83E262
19.66.4.	Fe <sup>3-</sup>	AN/H <sub>2</sub> O (2.3/1)	0.1 mol/L TEAP		$7.0 \times 10^9$ (corr)	LP/ABS/SST	83E262
19.66.5.	Fe(CN) <sub>6</sub> <sup>3-</sup>	AN/H <sub>2</sub> O (2.3/1)	0.1 mol/L TEAP		$2.0 \times 10^9$ (corr)	LP/ABS/SST	83E262
19.66.6.	Ru(NH <sub>3</sub> ) <sub>6</sub> <sup>3+</sup>	AN/H <sub>2</sub> O (2.3/1)	0.1 mol/L TEAP		$5.5 \times 10^9$ (corr)	LP/ABS/SST; [Q] ≤ 0.02 mol/L	83E262
<i>Organic Quenchers</i>							
19.66.7.	<i>N,N</i> -Bis(2-hydroxyethyl)-vio <sup>2+</sup>	AN	0.1 mol/L TEAP		$2.7 \times 10^9$ (corr)	LP/ABS/SST; τ <sub>0</sub> = 0.17 μs; OT	83E262
19.66.8.	<i>N,N</i> -Dibenzoyl-vio <sup>2+</sup>	AN	0.1 mol/L TEAP		$1.7 \times 10^9$ (corr)	LP/ABS/SST; τ <sub>0</sub> = 0.17 μs; OT	83E262
19.66.9.	<i>N,N</i> -Diethyl-bpy <sup>2+</sup>	AN	0.1 mol/L TEAP		$7.6 \times 10^8$ (corr)	LP/ABS/SST; τ <sub>0</sub> = 0.17 μs; OT	83E262
19.66.10.	<i>N,N</i> -Diethyl-4,4'-dimethyl-bpy <sup>2+</sup>	AN	0.1 mol/L TEAP		$3.8 \times 10^9$ (corr)	LP/ABS/SST; τ <sub>0</sub> = 0.17 μs; OT; [Q] ≤ 0.025 mol/L	83E262
19.66.11.	<i>N,N</i> -Dimethyl-bpy <sup>2+</sup>	AN	0.1 mol/L TEAP		$2.5 \times 10^8$ (corr)	LP/ABS/SST; τ <sub>0</sub> = 0.17 μs; OT	83E262
19.66.12.	1,2-Dinitrobenzene	AN	0.1 mol/L TEAP		$2.6 \times 10^8$ (corr)	LP/ABS/SST; τ <sub>0</sub> = 0.17 μs; OT	83E262
19.66.13.	1,3-Dinitrobenzene	AN	0.1 mol/L TEAP		$3.6 \times 10^7$ (corr)	LP/ABS/SST; τ <sub>0</sub> = 0.17 μs; OT	83E262
19.66.14.	1,4-Dinitrobenzene	AN	0.1 mol/L TEAP		$5.9 \times 10^9$ (corr)	LP/ABS/SST; τ <sub>0</sub> = 0.17 μs; OT; [Q] ≤ 0.015 mol/L	83E262
19.66.15.	<i>N,N</i> -Dipropyl-bpy <sup>2+</sup>	AN	0.1 mol/L TEAP		$6 \times 10^7$ (corr)	LP/ABS/SST; τ <sub>0</sub> = 0.17 μs; OT	83E262
19.66.16.	<i>N,N</i> -Ethylene-4,4'-dimethyl-bpy <sup>2+</sup>	AN	0.1 mol/L TEAP		$1.6 \times 10^9$ (corr)	LP/ABS/SST; τ <sub>0</sub> = 0.17 μs; OT	83E262
19.66.17.	1-Iodo-4-nitrobenzene	AN	0.1 mol/L TEAP		$6.8 \times 10^8$ (corr)	LP/ABS/SST; τ <sub>0</sub> = 0.17 μs; OT	83E262
19.66.18.	Methyl 3-nitrobenzoate	AN	0.1 mol/L TEAP		$6 \times 10^6$ (corr)	LP/ABS/SST; τ <sub>0</sub> = 0.17 μs; OT	83E262
19.66.19.	Methyl 4-nitrobenzoate	AN	0.1 mol/L TEAP		$8 \times 10^6$ (corr)	LP/ABS/SST; τ <sub>0</sub> = 0.17 μs; OT	83E262

TABLE 19. Quenching of excited ruthenium complexes (except Ru(bpy)<sub>3</sub><sup>2+</sup>)—Continued.

No.	Quencher	Solvent	Solution Medium	T/°C	$k_q$ /L mol <sup>-1</sup> s <sup>-1</sup>	Comments	Ref.
<b>19.66. Ru(phthalocyanine)(DMF)<sub>2</sub>—Continued</b>							
19.66.20.	MV <sup>2+</sup>	AN	0.1 mol/L TEAP		$2.8 \times 10^9$ (corr)	LP/ABS/SST; $\tau_0 = 0.17 \mu\text{s}$ ; OT; [Q] $\leq 0.025$ mol/L	83E262
19.66.21.	2-Nitrobenzaldehyde	AN	0.1 mol/L TEAP		$1 \times 10^7$ (corr)	LP/ABS/SST; $\tau_0 = 0.17 \mu\text{s}$ ; OT	83E262
19.66.22.	3-Nitrobenzaldehyde	AN	0.1 mol/L TEAP		$1.2 \times 10^8$ (corr)	LP/ABS/SST; $\tau_0 = 0.17 \mu\text{s}$ ; OT	83E262
19.66.23.	4-Nitrobenzaldehyde	AN	0.1 mol/L TEAP		$1.1 \times 10^9$ (corr)	LP/ABS/SST; $\tau_0 = 0.17 \mu\text{s}$ ; OT	83E262
19.66.24.	4-Nitroso-N,N-dimethylaniline	AN	0.1 mol/L TEAP		$5.0 \times 10^9$ (corr)	LP/ABS/SST; $\tau_0 = 0.17 \mu\text{s}$ ; OT	83E262
<b>19.67. Ru(phthalocyanine)(pyridine)<sub>2</sub></b>							
<i>Inorganic Quenchers</i>							
19.67.1.	Co(NH <sub>3</sub> ) <sub>6</sub> <sup>3+</sup>	AN/H <sub>2</sub> O (2.3/1)	0.1 mol/L TEAP		$1.6 \times 10^9$ (corr)	LP/ABS/SST; OT	83E262
19.67.2.	Co(NH <sub>3</sub> ) <sub>5</sub> Cl <sup>2+</sup>	AN/H <sub>2</sub> O (2.3/1)	0.1 mol/L TEAP		$1.0 \times 10^9$ (corr)	LP/ABS/SST; OT	83E262
19.67.3.	Co(NH <sub>3</sub> ) <sub>5</sub> (H <sub>2</sub> O) <sup>3+</sup>	AN/H <sub>2</sub> O (2.3/1)	0.1 mol/L TEAP		$1.2 \times 10^9$ (corr)	LP/ABS/SST; OT	83E262
19.67.4.	Fe <sup>3+</sup>	AN/H <sub>2</sub> O (2.3/1)	0.1 mol/L TEAP		$7.4 \times 10^9$ (corr)	LP/ABS/SST; OT	83E262
19.67.5.	Fe(CN) <sub>6</sub> <sup>3-</sup>	AN/H <sub>2</sub> O (2.3/1)	0.1 mol/L TEAP		$1.4 \times 10^9$ (corr)	LP/ABS/SST; OT	83E262
19.67.6.	Ru(NH <sub>3</sub> ) <sub>6</sub> <sup>3+</sup>	AN/H <sub>2</sub> O (2.3/1)	0.1 mol/L TEAP		$7.7 \times 10^8$ (corr)	LP/ABS/SST; OT	83E262
<i>Organic Quenchers</i>							
19.67.7.	N,N'-Bis(2-hydroxyethyl)-vio <sup>2+</sup>	AN	0.1 mol/L TEAP		$2.4 \times 10^9$ (corr)	LP/ABS/SST; $\tau_0 = 0.17 \mu\text{s}$ ; OT	83E262
19.67.8.	N,N'-Dibenzoyl-vio <sup>2+</sup>	AN	0.1 mol/L TEAP		$2.0 \times 10^9$ (corr)	LP/ABS/SST; $\tau_0 = 0.17 \mu\text{s}$ ; OT	83E262
19.67.9.	N,N'-Dibutyl-bpy <sup>2+</sup>	AN	0.1 mol/L TEAP		$3.9 \times 10^8$ (corr)	LP/ABS/SST; $\tau_0 = 0.17 \mu\text{s}$ ; OT	83E262
19.67.10.	N,N'-Diethyl-bpy <sup>2+</sup>	AN	0.1 mol/L TEAP		$2.5 \times 10^9$ (corr)	LP/ABS/SST; $\tau_0 = 0.17 \mu\text{s}$ ; OT	83E262
19.67.11.	N,N'-Diethyl-4,4'-dimethyl-bpy <sup>2+</sup>	AN	0.1 mol/L TEAP		$2.8 \times 10^9$ (corr)	LP/ABS/SST; $\tau_0 = 0.17 \mu\text{s}$ ; OT	83E262
19.67.12.	N,N'-Dimethyl-bpy <sup>2+</sup>	AN	0.1 mol/L TEAP		$1.0 \times 10^8$ (corr)	LP/ABS/SST; $\tau_0 = 0.17 \mu\text{s}$ ; OT	83E262

TABLE 19. Quenching of excited ruthenium complexes (except Ru(bpy)<sub>3</sub><sup>2+</sup>)—Continued

No.	Quencher	Solvent	Solution Medium	<i>T</i> /°C	$k_q$ /L mol <sup>-1</sup> s <sup>-1</sup>	Comments	Ref.
<b>19.67. Ru(phthalocyanine)(pyridine)<sub>2</sub>—Continued</b>							
19.67.13.	1,2-Dinitrobenzene	AN	0.1 mcl/L TEAP		$8.7 \times 10^7$ (corr)	LP/ABS/SST; $\tau_0 = 0.17$ $\mu$ s; OT	83E262
	1,2-Dinitrobenzene	CH <sub>2</sub> Cl <sub>2</sub>			$8.7 \times 10^7$ (corr)	LP/LUM/SST; $\tau_0 = \sim 0.2$ $\mu$ s; OT; [Q] $\leq 0.25$ mol/L	82C018
19.67.14.	1,3-Dinitrobenzene	AN	0.1 mcl/L TEAP		$3.8 \times 10^7$ (corr)	LP/ABS/SST; $\tau_0 = 0.17$ $\mu$ s; OT	83E262
	1,3-Dinitrobenzene	CH <sub>2</sub> Cl <sub>2</sub>			$3.8 \times 10^7$ (corr)	LP/LUM/SST; $\tau_0 = \sim 0.2$ $\mu$ s; OT	82C018
19.67.15.	1,4-Dinitrobenzene	AN	0.1 mcl/L TEAP		$2.2 \times 10^9$ (corr)	LP/ABS/SST; $\tau_0 = 0.17$ $\mu$ s; OT	83E262
	1,4-Dinitrobenzene	CH <sub>2</sub> Cl <sub>2</sub>			$2.2 \times 10^9$ (corr)	LP/LUM/SST; $\tau_0 = \sim 0.2$ $\mu$ s; OT	82C018
19.67.16.	<i>N,N'</i> -Dipropyl-bpy <sup>2+</sup>	AN	0.1 mcl/L TEAP		$1.2 \times 10^8$ (corr)	LP/ABS/SST; $\tau_0 = 0.17$ $\mu$ s; OT	83E262
19.67.17.	<i>N,N'</i> -Ethylene-4,4'-dimethyl- bpy <sup>2+</sup>	AN	0.1 mcl/L TEAP		$1.3 \times 10^9$ (corr)	LP/ABS/SST; $\tau_0 = 0.17$ $\mu$ s; OT	83E262
19.67.18.	1-Iodo-4-nitrobenzene	AN	0.1 mcl/L TEAP		$1 \times 10^7$ (corr)	LP/ABS/SST; $\tau_0 = 0.17$ $\mu$ s; OT	83E262
	1-Iodo-4-nitrobenzene	CH <sub>2</sub> Cl <sub>2</sub>			$1.0 \times 10^7$ (corr)	LP/LUM/SST; $\tau_0 = \sim 0.2$ $\mu$ s; OT	82C018
19.67.19.	Methyl 3-nitrobenzoate	AN	0.1 mcl/L TEAP		$6.8 \times 10^7$ (corr)	LP/ABS/SST; $\tau_0 = 0.17$ $\mu$ s; OT	83E262
	Methyl 3-nitrobenzoate	CH <sub>2</sub> Cl <sub>2</sub>			$6.8 \times 10^7$ (corr)	LP/LUM/SST; $\tau_0 = \sim 0.2$ $\mu$ s; OT	82C018
19.67.20.	Methyl 4-nitrobenzoate	AN	0.1 mcl/L TEAP		$8.6 \times 10^7$ (corr)	LP/ABS/SST; $\tau_0 = 0.17$ $\mu$ s; OT	83E262
	Methyl 4-nitrobenzoate	CH <sub>2</sub> Cl <sub>2</sub>			$8.6 \times 10^7$ (corr)	LP/LUM/SST; $\tau_0 = \sim 0.2$ $\mu$ s; OT	82C018
19.67.21.	MV <sup>2+</sup>	AN	0.1 mcl/L TEAP		$2.0 \times 10^9$ (corr)	LP/ABS/SST; $\tau_0 = 0.17$ $\mu$ s; OT	83E262
19.67.22.	2-Nitrobenzaldehyde	AN	0.1 mcl/L TEAP		$1.5 \times 10^7$ (corr)	LP/ABS/SST; $\tau_0 = 0.17$ $\mu$ s; OT	83E262
	2-Nitrobenzaldehyde	CH <sub>2</sub> Cl <sub>2</sub>			$1.5 \times 10^7$ (corr)	LP/LUM/SST; $\tau_0 = \sim 0.2$ $\mu$ s; OT	82C018
19.67.23.	3-Nitrobenzaldehyde	AN	0.1 mcl/L TEAP		$1.3 \times 10^7$ (corr)	LP/ABS/SST; $\tau_0 = 0.17$ $\mu$ s; OT	83E262
	3-Nitrobenzaldehyde	CH <sub>2</sub> Cl <sub>2</sub>			$1.3 \times 10^7$ (corr)	LP/LUM/SST; $\tau_0 = \sim 0.2$ $\mu$ s; OT	82C018

TABLE 19. Quenching of excited ruthenium complexes (except Ru(bpy)<sub>3</sub><sup>2+</sup>)—Continued

No.	Quencher	Solvent	Solution Medium	T/°C	$k_q$ /L mol <sup>-1</sup> s <sup>-1</sup>	Comments	Ref.
<b>19.67. Ru(phthalocyanine)(pyridine)<sub>2</sub>—Continued</b>							
19.67.24.	4-Nitrobenzaldehyde	AN	0.1 mol/L TEAP		$2.6 \times 10^8$ (corr)	LP/ABS/SST; $\tau_0 = 0.17 \mu\text{s}$ ; OT	83E262
	4-Nitrobenzaldehyde	CH <sub>2</sub> Cl <sub>2</sub>			$2.6 \times 10^8$ (corr)	LP/LUM/SST; $\tau_0 = \sim 0.2$ $\mu\text{s}$ ; OT; [Q] $\leq 0.15$ mol/L	82C018
19.67.25.	4-Nitroso- <i>N,N</i> -dimethylaniline	AN	0.1 mol/L TEAP		$1.2 \times 10^9$ (corr)	LP/ABS/SST; $\tau_0 = 0.17 \mu\text{s}$ ; OT	83E232
	4-Nitroso- <i>N,N</i> -dimethylaniline	CH <sub>2</sub> Cl <sub>2</sub>			$1.2 \times 10^9$ (corr)	LP/LUM/SST; $\tau_0 = \sim 0.2$ $\mu\text{s}$ ; OT; [Q] $\leq 0.025$ mol/L	82C018
<b>19.68. Ru(terpy)(bpy)(NH<sub>3</sub>)<sub>2</sub><sup>2+</sup></b>							
<i>Inorganic Quenchers</i>							
19.68.1.	Fe <sup>3+</sup>	H <sub>2</sub> O	1 mol/L HClO <sub>4</sub>		$3.1 \times 10^9$	SS/LUM; $\tau_0 = 0.43 \mu\text{s}$ (F <sup>2</sup> /LUM/SST); OT	767009
<b>19.69. Ru(1,4,5,8-tetraazaphenanthrene)<sub>3</sub><sup>2+</sup></b>							
<i>Organic Quenchers</i>							
19.69.1.	Cysteine	H <sub>2</sub> O	pH 9		$2.2 \times 10^9$	RT	85F572
19.69.2.	1,4-Dihydroxybenzene	H <sub>2</sub> O		20	$4.9 \times 10^9$	LP/LUM/SST; $\tau_0 = 0.20$ $\mu\text{s}$ ; RT; $k_q = 4.5 \times 10^9$ L mol <sup>-1</sup> s <sup>-1</sup> at pH 5 from same lab in 85F572	85S015
19.69.3.	Triethanolamine	H <sub>2</sub> O	pH 9		$3 \times 10^8$	RT	85F572
<b>19.70. Ru(5,10,15,20-tetraphenylporphyrin)</b>							
<i>Organic Quenchers</i>							
19.70.1.	1,4-Benzoquinone	EtOH			$3.0 \times 10^9$	LP/ABS/SST, SS/LUM; OT; $f = 0.07$	83F182
<b>19.71. Ru(5,10,15,20-tetraphenylporphyrin)(CO)</b>							
<i>Organic Quenchers</i>							
19.71.1.	4,4'-Eis( <i>N,N</i> - dimethylamino)biphenyl	DMSO		$\sim 23$	$2.0 \times 10^7$	SS/LUM; $\tau_0 = 36 \mu\text{s}$ (LP/LUM/SST); RT	81C001
19.71.2.	<i>N</i> -Ethylphenazinium cation	DMSO		$\sim 23$	$2.5 \times 10^9$	SS/LUM; $\tau_0 = 36 \mu\text{s}$ (LP/LUM/SST); OT	81C001
19.71.3.	<i>N</i> -Methyl-4-carbomethoxy-py <sup>+</sup>	DMSO		$\sim 23$	$2.1 \times 10^5$	SS/LUM; $\tau_0 = 36 \mu\text{s}$ (LP/LUM/SST); OT	81C001
19.71.4.	<i>N</i> -Methyl-4-cyano-py <sup>+</sup>	DMSO		$\sim 23$	$3.4 \times 10^8$	SS/LUM; $\tau_0 = 36 \mu\text{s}$ (LP/LUM/SST); OT	81C001
19.71.5.	MV <sup>2+</sup>	DMSO		$\sim 23$	$6.6 \times 10^8$	SS/LUM; $\tau_0 = 36 \mu\text{s}$ (LP/LUM/SST); OT	81C001



TABLE 19. Quenching of excited ruthenium complexes (except Ru(bpy)<sub>3</sub><sup>3+</sup>)—Continued

No.	Quencher	Solvent	Solution Medium	T/°C	$k_q$ /L mol <sup>-1</sup> s <sup>-1</sup>	Comments	Ref.
19.72.	Ru[2-(thiazol-2-yl)pyridine] <sub>3</sub> <sup>2+</sup> <i>Organi: Quenchers</i> 19.72.1. MV <sup>2+</sup>	H <sub>2</sub> O			$5.2 \times 10^8$	IP/LUM/SST; $\tau_0 = 0.22$ $\mu\text{s}$ ; OT; $f = \sim 0.25$	83N214

TABLE 20. Quenching of  $\text{Ru}(\text{bpy})_3^{2+}$  by inorganic compounds

No.	Quencher	Solvent	Solution Medium	$T/^\circ\text{C}$	$k_q$ /L mol <sup>-1</sup> s <sup>-1</sup>	Comments	Ref.
<b>20.1.</b>	<b><math>\text{Ru}(\text{bpy})_3^{2+}</math></b>						
20.1.1.	$\text{Ag}^+$	AN			$1.1 \times 10^5$	SS/LUM; OT	80C004
	$\text{Ag}^+$	$\text{H}_2\text{O}$	$\mu = 0$ (calc'd)	~21	$6.7 \times 10^5$	SS/LUM; $\tau_0 = 0.60 \mu\text{s}$ (LP/LUM/AVE); $[\text{Q}] = 0.005\text{-}0.012$ mol/L	766319
	$\text{Ag}^+$	$\text{H}_2\text{O}$			$3.5 \times 10^6$	SS/LUM; $E_a = \sim 2.5$ kJ/mol (23-50°C); OT	80C004
20.1.2.	$\text{Ag}(\text{bpy})_2^+$	AN			$1.5 \times 10^6$	SS/LUM; OT	80C004
20.1.3.	$\text{ClO}_4^-$	$\text{H}_2\text{O}$	$\mu = 0$ (calc'd)	~21	$< 1 \times 10^6$	SS/LUM; $\tau_0 = 0.60 \mu\text{s}$ (LP/LUM/AVE); $[\text{Q}] = 0.04$ mol/L	766319
20.1.4.	$\text{Co}^{2+}$	AN/2-PrOH/ $\text{H}_2\text{O}$ (3/1/1)	$\text{CO}_2$ satd		$5 \times 10^6$	SS/LUM; OT?	86F230
	$\text{Co}^{2+}$	AN/TEOA/ $\text{H}_2\text{O}$ (3/1/1)			$7.1 \times 10^7$	SS/LUM; OT?	86F230
	$\text{Co}^{2+}$	$\text{H}_2\text{O}$	$\mu = 0$ (calc'd)	~21	$< 5 \times 10^5$	SS/LUM; $\tau_0 = 0.60 \mu\text{s}$ (LP/LUM/AVE); $[\text{Q}] = 0.05\text{-}0.07$ mol/L	766319
20.1.5.	$\text{Co}(\text{acac})_2$	MeOH		~21	$5.8 \times 10^7$	SS/LUM; $\tau_0 = 0.77 \mu\text{s}$ (LP/LUM/AVE); ET; $[\text{Q}] = 0.002\text{-}0.008$ mol/L	766319
20.1.6.	$\text{Co}(\text{acac})_3$	$\text{H}_2\text{O}$		16-18	$8.0 \times 10^8$	LP/LUM/SST; $\tau_0^{\text{air}} = 0.38$ $\mu\text{s}$ ; OT; $[\text{Q}] = 0.0013$ mol/L	80E566
	$\text{Co}(\text{acac})_3$	$\text{H}_2\text{O}$		16-18	$1.1 \times 10^9$	LP/LUM/SST; $\tau_0^{\text{air}} = 0.37$ $\mu\text{s}$ ; OT; $[\text{Q}] = 0.0013$ mol/L; $p_{\text{app}} = 2.3 \times 10^8$ Pa	80E566
	$\text{Co}(\text{acac})_3$	$\text{H}_2\text{O}$		22	$1.1 \times 10^9$	SS/LUM; $\tau_0 = 0.60 \mu\text{s}$ (765014); OT; $[\text{Q}] = (5\text{-}25) \times 10^{-4}$ mol/L	78A219
	$\text{Co}(\text{acac})_3$	$\text{H}_2\text{O}$	0.0054 mol/L PVS	22	$4.9 \times 10^8$	SS/LUM; $\tau_0 = 0.60 \mu\text{s}$ (765014); OT; $[\text{Q}] = (5\text{-}25) \times 10^{-4}$ mol/L	78A219
	$\text{Co}(\text{acac})_3$	MeOH		~21	$5.6 \times 10^8$	SS/LUM; $\tau_0 = 0.77 \mu\text{s}$ (LP/LUM/AVE); OT; $[\text{Q}] = 0.001\text{-}0.010$ mol/L	766319
20.1.7.	$\text{Co}(\text{AMcapten})^{3+}$	$\text{H}_2\text{O}$	ACbuf; pH 5; $\mu = 0.1$ ( $\text{NaClO}_4$ )	20	$1.1 \times 10^9$	LP/LUM/SST; $\tau_0 = 0.64$ $\mu\text{s}$ ; ET, OT; $f = 0.53$	85F222
	$\text{Co}(\text{AMcapten})^{3+}$	$\text{H}_2\text{O}$	ACbuf; 0.5 mol/L $\text{NaClO}_4$ ; pH 5	20	$1.8 \times 10^{10}$	LP/LUM/SST; $\tau_0 = 0.64 \mu\text{s}$	85F222

TABLE 20. Quenching of  $\text{Ru}(\text{bpy})_3^{2+}$  by inorganic compounds—Continued

No.	Quencher	Solvent	Solution Medium	$T/^\circ\text{C}$	$k_q$ /L mol <sup>-1</sup> s <sup>-1</sup>	Comments	Ref.
20.1.	$\text{Ru}(\text{bpy})_3^{2+}$ —Continued						
20.1.8.	$\text{Co}(\text{AMMEsar})^{3+}$	$\text{H}_2\text{O}$	ACbuf; pH 5; $\mu = 0.1$ ( $\text{NaClO}_4$ )	20	$6 \times 10^7$	LP/LUM/SST; $\tau_0 = 0.64$ $\mu\text{s}$ ; ET (80%), OT (20%); $f = 0.2$ ; same $k_q$ from same lab in 83S090	85F222
	$\text{Co}(\text{AMMEsar})^{3+}$	$\text{H}_2\text{O}$	ACbuf; 0.5 mol/L $\text{NaClO}_4$ ; pH 5	20	$3.3 \times 10^8$	LP/LUM/SST; $\tau_0 = 0.64$ $\mu\text{s}$ ; same $k_q$ from same lab in 83S090	85F222
20.1.9.	$\text{Co}(\text{AZAcapten})^{3+}$	$\text{H}_2\text{O}$	ACbuf; pH 5; $\mu = 0.1$ ( $\text{NaClO}_4$ )	20	$1.3 \times 10^9$	LP/LUM/SST; $\tau_0 = 0.64$ $\mu\text{s}$ ; OT; $f = 0.97$ ; same $k_q$ from same lab in 83S090	85F222
	$\text{Co}(\text{AZAcapten})^{3+}$	$\text{H}_2\text{O}$	ACbuf; 0.5 mol/L $\text{NaClO}_4$ ; pH 5	20	$5.8 \times 10^9$	LP/LUM/SST; $\tau_0 = 0.64$ $\mu\text{s}$ ; same $k_q$ from same lab in 83S090	85F222
20.1.10.	$\text{Co}(\text{AZAMEsar})^{3+}$	$\text{H}_2\text{O}$	ACbuf; pH 5; $\mu = 0.1$ ( $\text{NaClO}_4$ )	20	$4.5 \times 10^7$	LP/LUM/SST; $\tau_0 = 0.64$ $\mu\text{s}$ ; ET (70%), OT (30%); $f = 0.3$	85F222
20.1.11.	$\text{Co}(\text{bpy})^{2+}$	$\text{H}_2\text{O}$	0.17 mol/L $\text{Na}_2\text{SO}_4$ , 0.025 mol/L Pbuf; pH 6.0; $[\text{Co}^{\text{II}}]/[\text{L}] = 4.5$	25	$4.2 \times 10^7$	SS/LUM; $\tau_0 = 0.60$ $\mu\text{s}$ (766404); OT	85S022
	$\text{Co}(\text{bpy})^{2+}$	$\text{H}_2\text{O}$	0.5 mol/L NaCl, 0.025 mol/L Pbuf; pH 6.0; $[\text{Co}^{\text{II}}]/[\text{L}] = 4.5$	25	$4.7 \times 10^7$	SS/LUM; $\tau_0 = 0.60$ $\mu\text{s}$ (766404); OT	85S022
	$\text{Co}(\text{bpy})^{2+}$	$\text{H}_2\text{O}$	0.5 mol/L NaF, 0.025 mol/L Pbuf; pH 6.0; $[\text{Co}^{\text{II}}]/[\text{L}] = 4.5$	25	$4.3 \times 10^7$	SS/LUM; $\tau_0 = 0.60$ $\mu\text{s}$ (766404); OT	85S022
	$\text{Co}(\text{bpy})^{2+}$	$\text{H}_2\text{O}$	0.5 mol/L NaBr, 0.025 mol/L Pbuf; pH 6.0; $[\text{Co}^{\text{II}}]/[\text{L}] = 4.5$	25	$5.2 \times 10^7$	SS/LUM; $\tau_0 = 0.60$ $\mu\text{s}$ (766404); OT	85S022
	$\text{Co}(\text{bpy})^{2+}$	$\text{H}_2\text{O}$	0.05 mol/L Pbuf; pH 6.0; $[\text{Co}^{\text{II}}]/[\text{L}] = 4.5$	25	$5.5 \times 10^7$	SS/LUM; $\tau_0 = 0.60$ $\mu\text{s}$ (766404); OT	85S022
20.1.12.	$\text{Co}(\text{bpy})_3^+$	AN	0.1 mol/L TEAP	25	$6.6 \times 10^9$	LP/LUM/AVE; $\tau_0 = 0.85$ $\mu\text{s}$ ; RT	86A077
20.1.13.	$\text{Co}(\text{bpy})_3^{2+}$	AN	0.01 mol/L TEAP	25	$8 \times 10^7$	SS/LUM; $\tau_0 = 0.85$ $\mu\text{s}$ (LP/LUM/SST); OT, ET?	86A077

TABLE 20. Quenching of  $\text{Ru}(\text{bpy})_3^{2+}$  by inorganic compounds—Continued

No.	Quencher	Solvent	Solution Medium	T/°C	$k_q$ /L mol <sup>-1</sup> s <sup>-1</sup>	Comments	Ref.
<b>20.1. <math>\text{Ru}(\text{bpy})_3^{2+}</math>—Continued</b>							
	$\text{Co}(\text{bpy})_3^{2+}$	AN	0.1 mol/L TEAP	25	$1.1 \times 10^8$	SS/LUM; $\tau_0 = 0.85 \mu\text{s}$ (LP/LUM/AVE); OT, ET?	86A077
	$\text{Co}(\text{bpy})_3^{2+}$	H <sub>2</sub> O	0.16 mol/L Na <sub>2</sub> SO <sub>4</sub> , Pbuf; pH 7.8; $\mu = 0.5$ ; [Co <sup>II</sup> ]/[L] = 0.2	25	$5.3 \times 10^8$	SS/LUM; $\tau_0 = 0.60 \mu\text{s}$ (766404); OT, ET	85S022
	$\text{Co}(\text{bpy})_3^{2+}$	H <sub>2</sub> O	0.025 mol/L Pbuf; pH 8.0; $\mu = 0.03$ (NaCl); [Co <sup>II</sup> ]/[L] = 0.2	25	$2.8 \times 10^8$	SS/LUM; $\tau_0 = 0.60 \mu\text{s}$ (766404); OT	85S022
	$\text{Co}(\text{bpy})_3^{2+}$	H <sub>2</sub> O	0.17 mol/L Na <sub>2</sub> SO <sub>4</sub> , 0.025 mol/L Pbuf; pH 8.0; [Co <sup>II</sup> ]/[L] = 0.2	25	$5.8 \times 10^8$	SS/LUM; $\tau_0 = 0.60 \mu\text{s}$ (766404); OT, ET	85S022
	$\text{Co}(\text{bpy})_3^{2+}$	H <sub>2</sub> O	0.5 mol/L NaCl, 0.025 mol/L Pbuf; pH 8.0; [Co <sup>II</sup> ]/[L] = 0.2	25	$1.0 \times 10^9$	SS/LUM; $\tau_0 = 0.60 \mu\text{s}$ (766404); OT, ET	85S022
	$\text{Co}(\text{bpy})_3^{2+}$	H <sub>2</sub> O	0.5 mol/L NaBr, 0.025 mol/L Pbuf; pH 8.0; [Co <sup>II</sup> ]/[L] = 0.2	25	$1.4 \times 10^9$	SS/LUM; $\tau_0 = 0.60 \mu\text{s}$ (766404); OT, ET	85S022
	$\text{Co}(\text{bpy})_3^{2+}$	H <sub>2</sub> O	0.025 mol/L Pbuf; pH 8.0; $\mu = 1.5$ (NaCl); [Co <sup>II</sup> ]/[L] = 0.2	25	$1.2 \times 10^9$	SS/LUM; $\tau_0 = 0.60 \mu\text{s}$ (766404); OT	85S022
	$\text{Co}(\text{bpy})_3^{2+}$	H <sub>2</sub> O	0.05 mol/L Pbuf; pH 8.0; [Co <sup>II</sup> ]/[L] = 0.2	25	$2.8 \times 10^7$	SS/LUM; $\tau_0 = 0.60 \mu\text{s}$ (766404); OT, ET	85S022
20.1.14.	$\text{Co}(\text{bpy})_3^{3+}$	H <sub>2</sub> O	0.01 mol/L H <sub>2</sub> SO <sub>4</sub> , 0.33 mol/L Na <sub>2</sub> SO <sub>4</sub>	25	$2.3 \times 10^9$	SS/LUM; $\tau_0 = 0.60 \mu\text{s}$ (747635); OT	80A003
	$\text{Co}(\text{bpy})_3^{3+}$	H <sub>2</sub> O	0.17 mol/L Na <sub>2</sub> SO <sub>4</sub>	25	$2.1 \times 10^9$	SS/LUM; $\tau_0 = 0.60 \mu\text{s}$ (766404); OT	85S022
	$\text{Co}(\text{bpy})_3^{3+}$	H <sub>2</sub> O	0.5 mol/L NaCl	25	$3.0 \times 10^9$	SS/LUM; $\tau_0 = 0.60 \mu\text{s}$ (766404); OT	85S022
	$\text{Co}(\text{bpy})_3^{3+}$	H <sub>2</sub> O	0.5 mol/L NaBr	25	$3.6 \times 10^9$	SS/LUM; $\tau_0 = 0.60 \mu\text{s}$ (766404); OT	85S022

TABLE 20. Quenching of Ru(bpy)<sub>3</sub><sup>2+</sup> by inorganic compounds—Continued

No.	Quencher	Solvent	Solution Medium	T/°C	$k_q$ /L mol <sup>-1</sup> s <sup>-1</sup>	Comments	Ref.
<b>20.1.</b>	<b>Ru(bpy)<sub>3</sub><sup>2+</sup>—Continued</b>						
	Co(bpy) <sub>3</sub> <sup>3+</sup>	H <sub>2</sub> O	0.33 mol/L Na <sub>2</sub> SO <sub>4</sub> ; 0.028 mol/L NaHSO <sub>4</sub> ; μ = 1.0		1.9 × 10 <sup>9</sup>	SS/LUM; τ <sub>0</sub> = 0.60 μs (LP/LUM/SST); OT	82F048
20.1.15.	Co <sup>III</sup> (bpy) <sub>2</sub> (μ- O <sub>2</sub> ,NH <sub>2</sub> )Co <sup>III</sup> (bpy) <sub>2</sub> <sup>4+</sup>	H <sub>2</sub> O	0.01 mol/L HCl; μ = 0.01	25	3.0 × 10 <sup>9</sup>	SS/LUM; τ <sub>0</sub> = 0.5 μs; OT; [Q] ≤ 3 × 10 <sup>-4</sup> mol/L	80F208
	Co <sup>III</sup> (bpy) <sub>2</sub> (μ- O <sub>2</sub> ,NH <sub>2</sub> )Co <sup>III</sup> (bpy) <sub>2</sub> <sup>4+</sup>	H <sub>2</sub> O	0.11 mol/L HCl; μ = 0.11	25	4.2 × 10 <sup>9</sup>	SS/LUM; τ <sub>0</sub> = 0.5 μs; OT	80F208
	Co <sup>III</sup> (bpy) <sub>2</sub> (μ- O <sub>2</sub> ,NH <sub>2</sub> )Co <sup>III</sup> (bpy) <sub>2</sub> <sup>4+</sup>	H <sub>2</sub> O	0.81 mol/L HCl; μ = 0.81	25	4.5 × 10 <sup>9</sup>	SS/LUM; τ <sub>0</sub> = 0.5 μs; OT	80F208
20.1.16.	cis-Co(bzac) <sub>3</sub>	EtOH/CHCl <sub>3</sub> (9/1)		23-24	1.1 × 10 <sup>9</sup>	SS/LUM; τ <sub>0</sub> = 0.79 μs (J.N. Demas, priv. comm.); OT	77F726
20.1.17.	trans-Co(bzac) <sub>3</sub>	EtOH/CHCl <sub>3</sub> (9/1)		23-24	1.1 × 10 <sup>9</sup>	SS/LUM; τ <sub>0</sub> = 0.79 μs (J.N. Demas, priv. comm.); OT	77F726
20.1.18.	Co(C <sub>5</sub> H <sub>5</sub> ) <sub>2</sub> <sup>+</sup>	H <sub>2</sub> O/EtOH (1/1)		25	1.5 × 10 <sup>8</sup>	SS/LUM; τ <sub>0</sub> = ~0.9 μs (FL/LUM/SST); ET	756002
20.1.19.	Co(C <sub>5</sub> H <sub>4</sub> COOH) <sub>2</sub> <sup>+</sup>	H <sub>2</sub> O	pH 1-10; μ = 0.1 (NaCl)		1.5 × 10 <sup>9</sup>	LP/LUM/SST	82S072
20.1.20.	Co(CLHOsar) <sup>3+</sup>	H <sub>2</sub> O	ACbuf; pH 5; μ = 0.1 (NaClO <sub>4</sub> )	20	2.0 × 10 <sup>8</sup>	LP/LUM/SST; τ <sub>0</sub> = 0.64 μs; OT; f = 0.95	85F222
	Co(CLHOsar) <sup>3+</sup>	H <sub>2</sub> O	ACbuf; 0.5 mol/L NaClO <sub>4</sub> ; pH 5	20	7.6 × 10 <sup>8</sup>	LP/LUM/SST; τ <sub>0</sub> = 0.64 μs	85F222
20.1.21.	Co(CLNOsar) <sup>3+</sup>	H <sub>2</sub> O	ACbuf; pH 5; μ = 0.1 (NaClO <sub>4</sub> )	20	4.5 × 10 <sup>8</sup>	LP/LUM/SST; τ <sub>0</sub> = 0.64 μs; OT; f = 1	85F222
20.1.22.	Co(5-Clphen) <sup>2+</sup>	H <sub>2</sub> O	0.05 mol/L Pbuf; pH 6.0; [Co <sup>II</sup> ]/[L] = 4.5	25	2.3 × 10 <sup>7</sup>	SS/LUM; τ <sub>0</sub> = 0.60 μs (766404); OT	85S022
20.1.23.	Co(5-Clphen) <sub>3</sub> <sup>2+</sup>	H <sub>2</sub> O	0.05 mol/L Pbuf; pH 8.0; [Co <sup>II</sup> ]/[L] = 0.2	25	6.3 × 10 <sup>7</sup>	SS/LUM; τ <sub>0</sub> = 0.60 μs (766404); OT	85S022
20.1.24.	Co(CLsar) <sup>3+</sup>	H <sub>2</sub> O	ACbuf; pH 5; μ = 0.1 (NaClO <sub>4</sub> )	20	1.4 × 10 <sup>8</sup>	LP/LUM/SST; τ <sub>0</sub> = 0.64 μs; ET (65%), OT (35%); f = 0.35; same k <sub>q</sub> from same lab in 83S090	85F222
	Co(CLsar) <sup>3+</sup>	H <sub>2</sub> O	ACbuf; 0.5 mol/L NaClO <sub>4</sub> ; pH 5	20	3.0 × 10 <sup>8</sup>	LP/LUM/SST; τ <sub>0</sub> = 0.64 μs; same k <sub>q</sub> from same lab in 83S090	85F222

TABLE 20. Quenching of Ru(bpy)<sub>3</sub><sup>2+</sup> by inorganic compounds—Continued

No.	Quencher	Solvent	Solution Medium	T/°C	$k_q$ /L mol <sup>-1</sup> s <sup>-1</sup>	Comments	Ref.
<b>20.1. Ru(bpy)<sub>3</sub><sup>2+</sup>—Continued</b>							
20.1.25.	Co(CMMEabsar) <sup>3+</sup>	H <sub>2</sub> O	ACbuf; pH 5; $\mu$ = 0.1 (NaClO <sub>4</sub> )	20	$7 \times 10^7$	LP/LUM/SST; $\tau_0$ = 0.64 $\mu$ s; ET	85F222
	Co(CMMEabsar) <sup>3+</sup>	H <sub>2</sub> O	ACbuf; 0.5 mol/L NaClO <sub>4</sub> ; pH 5	20	$1.5 \times 10^8$	LP/LUM/SST; $\tau_0$ = 0.64 $\mu$ s	85F222
20.1.26.	Co(CN) <sub>6</sub> <sup>3-</sup>	H <sub>2</sub> O	$\mu$ = 0 (calc'd)	~21	$3.2 \times 10^7$	SS/LUM; $\tau_0$ = 0.60 $\mu$ s (LP/LUM/AVE); ET; [Q] = 0.17 mol/L	766319
	Co(CN) <sub>6</sub> <sup>3-</sup>	H <sub>2</sub> O	0.5 mol/L NaCl; pH 4	23	$<1 \times 10^6$	SS/LUM; $\tau_0^{\text{air}}$ = 0.40 $\mu$ s (746112); [Q] = 0.05 mol/L	766027
20.1.27.	Co <sup>III</sup> (CN) <sub>5</sub> ( $\mu$ -O <sub>2</sub> )Co <sup>III</sup> (CN) <sub>5</sub> <sup>5-</sup>	H <sub>2</sub> O	0.1 mol/L HCl; $\mu$ = 0.25 (NaCl)	25	$4.8 \times 10^9$	LP/LUM/SST; OT	82A068
20.1.28.	Co(CN) <sub>5</sub> (pyrazinecarboxylato) <sup>3-</sup>	H <sub>2</sub> O	0.5 mol/L H <sub>2</sub> SO <sub>4</sub>	25	$2.9 \times 10^9$	SS/LUM or LP/LUM/AVE; $\tau_0$ = 0.60 $\mu$ s (766404); OT	776405
20.1.29.	Co(C <sub>2</sub> O <sub>4</sub> ) <sub>3</sub> <sup>2-</sup>	H <sub>2</sub> O	0.05 mol/L H <sub>2</sub> SO <sub>4</sub>		$6.7 \times 10^9$	SS/LUM, LP/LUM/SST; $\tau_0$ = 0.66 $\mu$ s; OT; [Q] = (1-8) $\times 10^{-4}$ mol/L	737656
20.1.30.	Co(C <sub>2</sub> O <sub>4</sub> ) <sub>3</sub> <sup>3-</sup>	H <sub>2</sub> O	$\mu$ = 0 (calc'd)	~21	$3.8 \times 10^{10}$	SS/LUM and LP/LUM/AVE; $\tau_0$ = 0.60 $\mu$ s (LP/LUM/AVE); [Q] $\leq 1.5 \times 10^{-4}$ mol/L; some SQ	766319
20.1.31.	lel <sub>3</sub> -Co(diAMchar) <sup>3+</sup>	H <sub>2</sub> O	ACbuf; pH 5; $\mu$ = 0.1 (NaClO <sub>4</sub> )	20	$8 \times 10^7$	LP/LUM/SST; $\tau_0$ = 0.64 $\mu$ s; ET (57%), OT (43%); $f$ = 0.43	85F222
	lel <sub>3</sub> -Co(diAMchar) <sup>3+</sup>	H <sub>2</sub> O	ACbuf; 0.5 mol/L NaClO <sub>4</sub> ; pH 5	20	$4.0 \times 10^8$	LP/LUM/SST; $\tau_0$ = 0.64 $\mu$ s	85F222
20.1.32.	Co(diAMsar) <sup>3+</sup>	H <sub>2</sub> O	ACbuf; pH 5; $\mu$ = 0.1 (NaClO <sub>4</sub> )	20	$4.4 \times 10^7$	LP/LUM/SST; $\tau_0$ = 0.64 $\mu$ s; ET (38%), OT (62%); $f$ = 0.62	85F222
20.1.33.	lel <sub>3</sub> -Co(diAZAchar) <sup>3+</sup>	H <sub>2</sub> O	ACbuf; 0.5 mol/L NaClO <sub>4</sub> ; pH 5	20	$4.2 \times 10^8$	LP/LUM/SST; $\tau_0$ = 0.64 $\mu$ s	85F222
	lel <sub>3</sub> -Co(diAZAchar) <sup>3+</sup>	H <sub>2</sub> O	ACbuf; pH 5; $\mu$ = 0.1 (NaClO <sub>4</sub> )	20	$1.4 \times 10^8$	LP/LUM/SST; $\tau_0$ = 0.64 $\mu$ s; ET (72%), OT (18%); $f$ = 0.18	85F222
20.1.34.	Co(dCLsar) <sup>3+</sup>	H <sub>2</sub> O	ACbuf; pH 5; $\mu$ = 0.1 (NaClO <sub>4</sub> )	20	$2.2 \times 10^8$	LP/LUM/SST; $\tau_0$ = 0.64 $\mu$ s; OT; $f$ = 1	85F222
	Co(dCLsar) <sup>3+</sup>	H <sub>2</sub> O	ACbuf; 0.5 mol/L NaClO <sub>4</sub> ; pH 5	20	$9.6 \times 10^8$	LP/LUM/SST; $\tau_0$ = 0.64 $\mu$ s	85F222

TABLE 20. Quenching of Ru(bpy)<sub>3</sub><sup>2+</sup> by inorganic compounds—Continued

No.	Quencher	Solvent	Solution Medium	T/°C	$k_q$ /L mol <sup>-1</sup> s <sup>-1</sup>	Comments	Ref.
<b>20.1. Ru(bpy)<sub>3</sub><sup>2+</sup>—Continued</b>							
20.1.35.	Co(diNOsar) <sup>3+</sup>	H <sub>2</sub> O	ACbuf; pH 5; μ = 0.1 (NaClO <sub>4</sub> )	20	6.1 × 10 <sup>8</sup>	LP/LUM/SST; τ <sub>0</sub> = 0.64 μs; ET (9%), OT (91%); f = 0.91	85F222
20.1.36.	Co(DMG) <sub>2</sub> (C <sub>2</sub> H <sub>5</sub> )(H <sub>2</sub> O)	H <sub>2</sub> O		~22	2.0 × 10 <sup>9</sup>	LP/LUM/SST; ET?	83E223
20.1.37.	Co(EDTA) <sup>-</sup>	H <sub>2</sub> O		~25	3 × 10 <sup>8</sup>	SS/LUM; τ <sub>0</sub> = 0.6 μs (69E219); OT	73F673
20.1.38.	Co(BFMEoxosar-H) <sup>2+</sup>	H <sub>2</sub> O	ACbuf; pH 5; μ = 0.1 (NaClO <sub>4</sub> )	20	1.0 × 10 <sup>8</sup>	LP/LUM/SST; τ <sub>0</sub> = 0.64 μs; ET; same k <sub>q</sub> from same lab in 83S090	85F222
	Co(BFMEoxosar-H) <sup>2+</sup>	H <sub>2</sub> O	ACbuf; 0.5 mol/L NaClO <sub>4</sub> ; pH 5	20	3.6 × 10 <sup>8</sup>	LP/LUM/SST; τ <sub>0</sub> = 0.64 μs; same k <sub>q</sub> from same lab in 83S090	85F222
20.1.39.	Co(en) <sub>3</sub> <sup>3+</sup>	H <sub>2</sub> O	0.1 mol/L H <sub>2</sub> SO <sub>4</sub>	~22	2.0 × 10 <sup>7</sup>	SS/LUM; τ <sub>0</sub> <sup>air</sup> = 0.40 μs (LP/LUM/AVE); OT	84A255
	Co(en) <sub>3</sub> <sup>3+</sup>	H <sub>2</sub> O	0.1 mol/L H <sub>2</sub> SO <sub>4</sub>	25	4.9 × 10 <sup>7</sup>	SS/LUM; τ <sub>0</sub> = 0.60 μs (84A238); ET, OT; [Q] = (3-90) × 10 <sup>-4</sup> mol/L	85F161
	Co(en) <sub>3</sub> <sup>3+</sup>	H <sub>2</sub> O	ACbuf; pH 4.7; μ = 0.01 (NaCl)	25	3.4 × 10 <sup>7</sup>	SS/LUM; τ <sub>0</sub> = 0.60 μs (84A238); ET, OT; [Q] = (3-90) × 10 <sup>-4</sup> mol/L	85F161
	Co(en) <sub>3</sub> <sup>3+</sup>	H <sub>2</sub> O	1 mol/L H <sub>2</sub> SO <sub>4</sub>		6.2 × 10 <sup>7</sup>	LP/LUM/SST; OT	83S001
20.1.40.	cis-Co(en) <sub>2</sub> Cl <sub>2</sub> <sup>+</sup>	H <sub>2</sub> O	0.1 mol/L H <sub>2</sub> SO <sub>4</sub>	~22	1.4 × 10 <sup>9</sup>	SS/LUM; τ <sub>0</sub> <sup>air</sup> = 0.40 μs (LP/LUM/AVE); OT	84A255
20.1.41.	trans-Co(en) <sub>2</sub> Cl <sub>2</sub> <sup>+</sup>	H <sub>2</sub> O	0.1 mol/L H <sub>2</sub> SO <sub>4</sub>	~22	2.0 × 10 <sup>9</sup>	SS/LUM; τ <sub>0</sub> <sup>air</sup> = 0.40 μs (LP/LUM/AVE); OT	84A255
20.1.42.	Co(en) <sub>2</sub> (gly) <sup>2+</sup>	H <sub>2</sub> O		25	1.2 × 10 <sup>8</sup>	SS/LUM; τ <sub>0</sub> = 0.6 μs (766539); OT; [Q] ≤ 0.02 mol/L	85A470
20.1.43.	cis-Co(en) <sub>2</sub> (H <sub>2</sub> O)Cl <sup>2+</sup>	H <sub>2</sub> O	0.1 mol/L H <sub>2</sub> SO <sub>4</sub>	~22	6.0 × 10 <sup>8</sup>	SS/LUM; τ <sub>0</sub> <sup>air</sup> = 0.40 μs (LP/LUM/AVE); OT	84A255
20.1.44.	cis-Co(en) <sub>2</sub> (NCS) <sub>2</sub> <sup>+</sup>	H <sub>2</sub> O	0.1 mol/L H <sub>2</sub> SO <sub>4</sub>	~22	7.6 × 10 <sup>8</sup>	SS/LUM; τ <sub>0</sub> <sup>air</sup> = 0.40 μs (LP/LUM/AVE); OT	84A255
20.1.45.	trans-Co(en) <sub>2</sub> (NCS) <sub>2</sub> <sup>+</sup>	H <sub>2</sub> O	0.1 mol/L H <sub>2</sub> SO <sub>4</sub>	~22	4.8 × 10 <sup>8</sup>	SS/LUM; τ <sub>0</sub> <sup>air</sup> = 0.40 μs (LP/LUM/AVE); OT	84A255
20.1.46.	cis-Co(en) <sub>2</sub> (NCS)Cl <sup>+</sup>	H <sub>2</sub> O	0.1 mol/L H <sub>2</sub> SO <sub>4</sub>	~22	1.6 × 10 <sup>9</sup>	SS/LUM; τ <sub>0</sub> <sup>air</sup> = 0.40 μs (LP/LUM/AVE); OT	84A255
20.1.47.	trans-Co(en) <sub>2</sub> (NCS)Cl <sup>+</sup>	H <sub>2</sub> O	0.1 mol/L H <sub>2</sub> SO <sub>4</sub>	~22	1.1 × 10 <sup>9</sup>	SS/LUM; τ <sub>0</sub> <sup>air</sup> = 0.40 μs (LP/LUM/AVE); OT	84A255

TABLE 20. Quenching of Ru(bpy)<sub>3</sub><sup>2+</sup> by inorganic compounds—Continued

No.	Quencher	Solvent	Solution Medium	T/°C	$k_q$ /L mol <sup>-1</sup> s <sup>-1</sup>	Comments	Ref.
<b>20.1. Ru(bpy)<sub>3</sub><sup>2+</sup>—Continued</b>							
20.1.48.	<i>cis</i> -Co(en) <sub>2</sub> (NH <sub>3</sub> )Cl <sup>2+</sup>	H <sub>2</sub> O	0.1 mol/L H <sub>2</sub> SO <sub>4</sub>	~22	4.2 × 10 <sup>8</sup>	SS/LUM; τ <sub>0</sub> <sup>air</sup> = 0.40 μs (LP/LUM/AVE); OT	84A255
20.1.49.	Co <sup>III</sup> (en) <sub>2</sub> (μ-O <sub>2</sub> ,NH <sub>2</sub> )Co <sup>III</sup> (en) <sub>2</sub> <sup>4+</sup>	H <sub>2</sub> O	0.01 mol/L HCl; μ = 0.01	25	7.0 × 10 <sup>8</sup>	SS/LUM; τ <sub>0</sub> = 0.5 μs; OT	80F208
	Co <sup>III</sup> (en) <sub>2</sub> (μ-O <sub>2</sub> ,NH <sub>2</sub> )Co <sup>III</sup> (en) <sub>2</sub> <sup>4+</sup>	H <sub>2</sub> O	0.01 mol/L HCl; μ = 0.51 (NaCl)	25	3.6 × 10 <sup>9</sup>	SS/LUM; τ <sub>0</sub> = 0.5 μs; OT	80F208
	Co <sup>III</sup> (en) <sub>2</sub> (μ-O <sub>2</sub> ,NH <sub>2</sub> )Co <sup>III</sup> (en) <sub>2</sub> <sup>4+</sup>	H <sub>2</sub> O	0.05 mol/L H <sub>2</sub> SO <sub>4</sub> ; μ = 0.25 (NaCl)	25	1.9 × 10 <sup>9</sup>	LP/LUM/SST; OT	82A068
	Co <sup>III</sup> (en) <sub>2</sub> (μ-O <sub>2</sub> ,NH <sub>2</sub> )Co <sup>III</sup> (en) <sub>2</sub> <sup>4+</sup>	H <sub>2</sub> O	0.1 mol/L HCl; μ = 0.1	25	4.4 × 10 <sup>9</sup>	SS/LUM; τ <sub>0</sub> = 0.5 μs; OT; [Q] ≤ 3 × 10 <sup>-4</sup> mol/L	80F208
	Co <sup>III</sup> (en) <sub>2</sub> (μ-O <sub>2</sub> ,NH <sub>2</sub> )Co <sup>III</sup> (en) <sub>2</sub> <sup>4+</sup>	H <sub>2</sub> O	1 mol/L HCl; μ = 1.0	25	3.2 × 10 <sup>9</sup>	SS/LUM; τ <sub>0</sub> = 0.5 μs; OT	80F208
20.1.50.	Co(EDTA)Br <sup>-</sup>	H <sub>2</sub> O	0.1 mol/L HClO <sub>4</sub> or 1 mol/L H <sub>2</sub> SO <sub>4</sub>		3.0 × 10 <sup>9</sup>	SS/LUM; τ <sub>0</sub> = 0.6 μs (69E219); ET?	737081
20.1.51.	Co(EDTA)Cl <sup>-</sup>	H <sub>2</sub> O	0.1 mol/L HClO <sub>4</sub> or 1 mol/L H <sub>2</sub> SO <sub>4</sub>		8 × 10 <sup>8</sup>	SS/LUM; τ <sub>0</sub> = 0.6 μs (69E219); ET?	737081
20.1.52.	Co(EDTA)(NO <sub>2</sub> ) <sup>-</sup>	H <sub>2</sub> O	0.1 mol/L HClO <sub>4</sub> or 1 mol/L H <sub>2</sub> SO <sub>4</sub>		1.3 × 10 <sup>9</sup>	SS/LUM; τ <sub>0</sub> = 0.6 μs (69E219); ET?	737081
20.1.53.	Co(HYMEoxosar-H) <sup>2+</sup>	H <sub>2</sub> O	ACbuf; pH 5; μ = 0.1 (NaClO <sub>4</sub> )	20	7 × 10 <sup>7</sup>	LP/LUM/SST; τ <sub>0</sub> = 0.64 μs; ET; same k <sub>q</sub> from same lab in 83S090	85F222
	Co(HYMEoxosar-H) <sup>2+</sup>	H <sub>2</sub> O	ACbuf; 0.5 mol/L NaClO <sub>4</sub> ; pH 5	20	2.8 × 10 <sup>8</sup>	LP/LUM/SST; τ <sub>0</sub> = 0.64 μs; same k <sub>q</sub> from same lab in 83S090	85F222
20.1.54.	Co(4,4'-Me <sub>2</sub> bpy) <sub>3</sub> <sup>+</sup>	AN	0.1 mol/L TEAP	25	2.7 × 10 <sup>9</sup>	LP/LUM/AVE; τ <sub>0</sub> = 0.85 μs; RT	86A077
20.1.55.	Co(4,4'-Me <sub>2</sub> bpy) <sub>3</sub> <sup>2+</sup>	AN	0.1 mol/L TEAP	25	1.6 × 10 <sup>8</sup>	SS/LUM; τ <sub>0</sub> = 0.85 μs (LP/LUM/AVE); OT, ET?	86A077
20.1.56.	<i>trans</i> -Co(Me <sub>6</sub> cycladiene)(H <sub>2</sub> O) <sub>2</sub> <sup>3+</sup>	H <sub>2</sub> O	0.1 mol/L TEOA	25	2.7 × 10 <sup>8</sup>	SS/QYP; τ <sub>0</sub> = 0.6 μs (79F045); OT; [Q] ≤ 0.003 mol/L; see Mech. [7]	83A333
20.1.57.	Co(MENOsar) <sup>3+</sup>	H <sub>2</sub> O	ACbuf; pH 5; μ = 0.1 (NaClO <sub>4</sub> )	20	2.1 × 10 <sup>8</sup>	LP/LUM/SST; τ <sub>0</sub> = 0.64 μs; ET, OT; f = >0.27	85F222
20.1.58.	Co(4,7-Me <sub>2</sub> phen) <sup>2+</sup>	H <sub>2</sub> O	0.05 mol/L Pbuf; pH 6.0; [Co <sup>II</sup> ]/[L] = 4.5	25	7 × 10 <sup>7</sup>	SS/LUM; τ <sub>0</sub> = 0.60 μs (766404); OT	85S022



TABLE 20. Quenching of Ru(bpy)<sub>3</sub><sup>2+</sup> by inorganic compounds—Continued

No.	Quencher	Solvent	Solution Medium	T/°C	$k_q$ /L mol <sup>-1</sup> s <sup>-1</sup>	Comments	Ref.
<b>20.1. Ru(bpy)<sub>3</sub><sup>2+</sup>—Continued</b>							
20.1.59.	Co(4,7-Me <sub>2</sub> phen) <sub>3</sub> <sup>2+</sup>	H <sub>2</sub> O	0.05 mol/L Pbuf; pH 8.0; [Co <sup>II</sup> ]/[L] = 0.2	25	$7.4 \times 10^7$	SS/LUM; $\tau_0 = 0.60 \mu\text{s}$ (766404); OT	85S022
20.1.60.	Co(NH <sub>3</sub> ) <sub>6</sub> <sup>3+</sup>	H <sub>2</sub> O	$\mu = 0$ (calc'd)	~21	$<3 \times 10^6$	SS/LUM; $\tau_0 = 0.60 \mu\text{s}$ (LP/LUM/AVE); [Q] = 0.002-0.009 mol/L	766319
	Co(NH <sub>3</sub> ) <sub>6</sub> <sup>3+</sup>	H <sub>2</sub> O	0.1 mol/L H <sub>2</sub> SO <sub>4</sub>	~22	$4.0 \times 10^7$	SS/LUM; $\tau_0^{\text{air}} = 0.40 \mu\text{s}$ (LP/LUM/AVE); OT	84A255
	Co(NH <sub>3</sub> ) <sub>6</sub> <sup>3+</sup>	H <sub>2</sub> O	0.1 mol/L H <sub>2</sub> SO <sub>4</sub>	25	$3.2 \times 10^7$	SS/LUM; $\tau_0 = 0.60 \mu\text{s}$ (84A238); ET, OT; [Q] = (3.90) $\times 10^{-4}$ mol/L	85F161
	Co(NH <sub>3</sub> ) <sub>6</sub> <sup>3+</sup>	H <sub>2</sub> O	0.5 mol/L H <sub>2</sub> SO <sub>4</sub>	25	$\sim 1 \times 10^7$	SS/LUM; $\tau_0 = 0.60 \mu\text{s}$ (LP/LUM/SPC); OT; [Q] = 0.007 mol/L	747635
	Co(NH <sub>3</sub> ) <sub>6</sub> <sup>3+</sup>	H <sub>2</sub> O	ACbuf; pH 4.7; $\mu$ = 0.01 (NaCl)	25	$1.5 \times 10^7$	SS/LUM; $\tau_0 = 0.60 \mu\text{s}$ (84A238); ET, OT; [Q] = (3.90) $\times 10^{-4}$ mol/L	85F161
20.1.61.	Co(NH <sub>3</sub> ) <sub>5</sub> (benzoato) <sup>2+</sup>	H <sub>2</sub> O	Pbuf; pH 5.8; $\mu =$ 0.10 (LiClO <sub>4</sub> )	25	$1.5 \times 10^8$	SS/LUM, SS/QYP; $\tau_0 =$ 0.60 $\mu\text{s}$ (747635); OT; $f =$ 0.5; [Q] = (5-50) $\times 10^{-4}$ mol/L; see Mech. [7]	80F058
20.1.62.	Co(NH <sub>3</sub> ) <sub>5</sub> [1,2-bis(4- pyridyl)ethane] <sup>3+</sup>	H <sub>2</sub> O	0.01 mol/L Pbuf; pH 5.6; $\mu = 0.1$ (LiClO <sub>4</sub> )	25	$2.0 \times 10^8$	SS/LUM; $\tau_0 = 0.60 \mu\text{s}$ (766404); OT; [Q] = (5-20) $\times 10^{-4}$ mol/L	78E293
20.1.63.	Co(NH <sub>3</sub> ) <sub>5</sub> [trans-1,2-bis(4- pyridyl)ethene] <sup>3+</sup>	H <sub>2</sub> O	0.01 mol/L Pbuf; pH 5.6; $\mu = 0.1$ (LiClO <sub>4</sub> )	25	$1.2 \times 10^9$	SS/LUM; $\tau_0 = 0.60 \mu\text{s}$ (766404); OT; [Q] = (1.3- 200) $\times 10^{-4}$ mol/L	78E293
20.1.64.	Co(NH <sub>3</sub> ) <sub>5</sub> Br <sup>2+</sup>	H <sub>2</sub> O	0.5 mol/L H <sub>2</sub> SO <sub>4</sub>	25	$2.5 \times 10^9$	SS/LUM; $\tau_0 = 0.60 \mu\text{s}$ (LP/LUM/SPC); OT; [Q] $\leq$ 0.002 mol/L	747635
	Co(NH <sub>3</sub> ) <sub>5</sub> Br <sup>2+</sup>	H <sub>2</sub> O/2-PrOH (1/1)	0.5 mol/L H <sub>2</sub> SO <sub>4</sub>	25	$1.1 \times 10^9$	SS/LUM; $\tau_0 = 0.87 \mu\text{s}$ (LP/LUM/SPC); OT	747635
20.1.65.	Co(NH <sub>3</sub> ) <sub>5</sub> Cl <sup>2+</sup>	H <sub>2</sub> O	$\mu = 0$ (calc'd)	~21	$7.2 \times 10^7$	SS/LUM; $\tau_0 = 0.60 \mu\text{s}$ (LP/LUM/AVE); OT; [Q] = 0.002-0.005 mol/L	766319
	Co(NH <sub>3</sub> ) <sub>5</sub> Cl <sup>2+</sup>	H <sub>2</sub> O	0.1 mol/L H <sub>2</sub> SO <sub>4</sub>	~22	$5.8 \times 10^8$	SS/LUM; $\tau_0^{\text{air}} = 0.40 \mu\text{s}$ (LP/LUM/AVE); OT; [Q] = 0.002-0.008 mol/L	84A255
	Co(NH <sub>3</sub> ) <sub>5</sub> Cl <sup>2-</sup>	H <sub>2</sub> O	pH 0(H <sub>2</sub> SO <sub>4</sub> )	~25	$6.7 \times 10^8$	EMI; $\tau_0^{\text{air}} = 0.46 \mu\text{s}$ ; OT; $f$ = 0.85	82S163

TABLE 20. Quenching of  $\text{Ru}(\text{bpy})_3^{2+}$  by inorganic compounds—Continued

No.	Quencher	Solvent	Solution Medium	$T/^\circ\text{C}$	$k_q$ /L mol <sup>-1</sup> s <sup>-1</sup>	Comments	Ref.
<b>20.1.</b>	<b><math>\text{Ru}(\text{bpy})_3^{2+}</math>—Continued</b>						
	$\text{Co}(\text{NH}_3)_5\text{Cl}^{2+}$	$\text{H}_2\text{O}$	0.5 mol/L $\text{H}_2\text{SO}_4$	25	$9.3 \times 10^8$	SS/LUM; $\tau_0 = 0.60 \mu\text{s}$ (LP/LUM/SPC); OT; $[\text{Q}] \leq$ 0.005 mol/L	747635
	$\text{Co}(\text{NH}_3)_5\text{Cl}^{2+}$	$\text{H}_2\text{O}$	ACbuf; pH 4.7; $\mu$ = 0.01 (NaCl)	25	$3.8 \times 10^8$	SS/LUM; $\tau_0 = 0.60 \mu\text{s}$ (84A238); OT; $[\text{Q}] = (3-90)$ $\times 10^{-4}$ mol/L	85F161
	$\text{Co}(\text{NH}_3)_5\text{Cl}^{2+}$	$\text{H}_2\text{O}$	ACbuf; pH 4.8; $\mu$ = 0.03	25	$2.2 \times 10^8$	SS/LUM; $\tau_0 = 0.66 \mu\text{s}$ (737656); OT	85F089
	$\text{Co}(\text{NH}_3)_5\text{Cl}^{2+}$	$\text{H}_2\text{O}$	ACbuf; pH 4.8; $\mu$ = 0.05	25	$3.4 \times 10^8$	SS/LUM; $\tau_0 = 0.66 \mu\text{s}$ (737656); OT	85F089
	$\text{Co}(\text{NH}_3)_5\text{Cl}^{2+}$	$\text{H}_2\text{O}$	ACbuf; pH 4.8; $\mu$ = 0.2	25	$8.2 \times 10^8$	SS/LUM; $\tau_0 = 0.66 \mu\text{s}$ (737656); OT	85F089
	$\text{Co}(\text{NH}_3)_5\text{Cl}^{2+}$	$\text{H}_2\text{O}$	0.1 mol/L ACbuf; pH 5		$9.3 \times 10^8$	SS/LUM; OT	81N178
	$\text{Co}(\text{NH}_3)_5\text{Cl}^{2+}$	$\text{H}_2\text{O}$	0.01 mol/L Pbuf; pH 7		$2.0 \times 10^8$	SS/LUM; $\tau_0 = 0.6 \mu\text{s}$ (78Z170); OT; $[\text{Q}] = 0.001-$ 0.005 mol/L	86F171
	$\text{Co}(\text{NH}_3)_5\text{Cl}^{2+}$	$\text{H}_2\text{O}/2\text{-PrOH}$ (1/1)	0.5 mol/L $\text{H}_2\text{SO}_4$	25	$4.6 \times 10^8$	SS/LUM; $\tau_0 = 0.87 \mu\text{s}$ (LP/LUM/SPC); OT	747635
20.1.66.	$\text{Co}(\text{NH}_3)_5\text{F}^{2+}$	$\text{H}_2\text{O}$	0.1 mol/L $\text{H}_2\text{SO}_4$	~22	$8.0 \times 10^7$	SS/LUM; $\tau_0^{\text{air}} = 0.40 \mu\text{s}$ (LP/LUM/AVE); OT; $[\text{Q}] =$ 0.002-0.008 mol/L	84A255
20.1.67.	$\text{Co}(\text{NH}_3)_5(\text{H}_2\text{O})^{3+}$	$\text{H}_2\text{O}$	0.1 mol/L $\text{H}_2\text{SO}_4$	~22	$7.5 \times 10^7$	SS/LUM; $\tau_0^{\text{air}} = 0.40 \mu\text{s}$ (LP/LUM/AVE); OT	84A255
	$\text{Co}(\text{NH}_3)_5(\text{H}_2\text{O})^{3+}$	$\text{H}_2\text{O}$	0.05 mol/L $\text{H}_2\text{SO}_4$ ; $\mu = 0.25$ (NaCl)	25	$1.4 \times 10^8$	LP/LUM/SST; ET; $\Delta V^\ddagger =$ $-2.6 \times 10^{-3}$ L/mol (0.1- 300 MPa)	82A068
	$\text{Co}(\text{NH}_3)_5(\text{H}_2\text{O})^{3+}$	$\text{H}_2\text{O}$	0.5 mol/L $\text{H}_2\text{SO}_4$	25	$1.5 \times 10^8$	SS/LUM; $\tau_0 = 0.60 \mu\text{s}$ (LP/LUM/SPC); OT; $[\text{Q}] \leq$ 0.011 mol/L	747635
20.1.68.	$\text{Co}(\text{NH}_3)_5(M\text{-Mevio})^{4+}$	$\text{H}_2\text{O}$	0.5 mol/L $\text{H}_2\text{SO}_4$	25	$7.2 \times 10^3$	SS/LUM; $\tau_0 = 0.60 \mu\text{s}$ (766404); OT; $f = 0.9$ ; $[\text{Q}]$ $= (4.5-16) \times 10^{-4}$ mol/L	78E293
	$\text{Co}(\text{NH}_3)_5(M\text{-Mevio})^{4+}$	$\text{H}_2\text{O}$	0.01 mol/L Pbuf; pH 5.6; $\mu = 0.1$ ( $\text{LiClO}_4$ )	25	$1.1 \times 10^3$	SS/LUM; $\tau_0 = 0.60 \mu\text{s}$ (766404); OT; $[\text{Q}] = (2.8-$ 23) $\times 10^{-4}$ mol/L	78E293
20.1.69.	$\text{Co}(\text{NH}_3)_5(\text{NCS})^{2+}$	$\text{H}_2\text{O}$	0.1 mol/L $\text{H}_2\text{SO}_4$	~22	$3.0 \times 10^3$	SS/LUM; $\tau_0^{\text{air}} = 0.40 \mu\text{s}$ (LP/LUM/AVE); OT; $[\text{Q}] =$ 0.002-0.008 mol/L	84A255

TABLE 20. Quenching of  $\text{Ru}(\text{bpy})_3^{2+}$  by inorganic compounds—Continued

No.	Quencher	Solvent	Solution Medium	$T/^\circ\text{C}$	$k_q$ /L mol <sup>-1</sup> s <sup>-1</sup>	Comments	Ref.
<b>20.1. <math>\text{Ru}(\text{bpy})_3^{2+}</math>—Continued</b>							
20.1.70.	$\text{Co}(\text{NH}_3)_5(\text{NO}_2)^{2+}$	$\text{H}_2\text{O}$	0.1 mol/L $\text{H}_2\text{SO}_4$	~22	$1.0 \times 10^8$	SS/LUM; $\tau_0^{\text{air}} = 0.40 \mu\text{s}$ (LP/LUM/AVE); OT; [Q] = 0.002-0.008 mol/L	84A255
20.1.71.	$\text{Co}(\text{NH}_3)_5[2\text{-(NO}_2\text{)benz}]^{2+}$	$\text{H}_2\text{O}$	Pbuf; pH 5.8; $\mu =$ 0.10 (LiClO <sub>4</sub> )	25	$1.3 \times 10^9$	SS/LUM, SS/QYP; $\tau_0 =$ 0.60 $\mu\text{s}$ (747635); OT; $f =$ 0.05; [Q] = (5-50) $\times 10^{-4}$ mol/L; see Mech. [7]	80F058
20.1.72.	$\text{Co}(\text{NH}_3)_5[4\text{-(NO}_2\text{)benz}]^{2+}$	$\text{H}_2\text{O}$	Pbuf; pH 5.8; $\mu =$ 0.10 (LiClO <sub>4</sub> )	25	$2.4 \times 10^9$	SS/LUM, SS/QYP; $\tau_0 =$ 0.60 $\mu\text{s}$ (747635); OT; $f =$ 0.01; [Q] = (5-50) $\times 10^{-4}$ mol/L; see Mech. [7]	80F058
20.1.73.	$\text{Co}(\text{NH}_3)_5[\text{OC}(\text{O})\text{CH}_3]^{2+}$	$\text{H}_2\text{O}$	Pbuf; pH 5.8; $\mu =$ 0.10 (LiClO <sub>4</sub> )	25	$2.1 \times 10^8$	SS/LUM; $\tau_0 = 0.60 \mu\text{s}$ (747635); OT; [Q] = (5-50) $\times 10^{-4}$ mol/L	80F058
20.1.74.	$\text{Co}(\text{NH}_3)_5[\text{OC}(\text{O})\text{H}]^{2+}$	$\text{H}_2\text{O}$	0.1 mol/L $\text{H}_2\text{SO}_4$	~22	$4.7 \times 10^7$	SS/LUM; $\tau_0^{\text{air}} = 0.40 \mu\text{s}$ (LP/LUM/AVE); OT; [Q] = 0.002-0.008 mol/L	84A255
20.1.75.	$\text{Co}^{\text{III}}(\text{NH}_3)_5(\mu\text{-O}_2)\text{Co}^{\text{III}}(\text{NH}_3)_5^{5+}$	$\text{H}_2\text{O}$	0.02 mcl/L HClO <sub>4</sub> ; $\mu = 0.02$	25	$1.3 \times 10^9$	SS/LUM; $\tau_0 = 0.5 \mu\text{s}$ ; OT	80F208
	$\text{Co}^{\text{III}}(\text{NH}_3)_5(\mu\text{-O}_2)\text{Co}^{\text{III}}(\text{NH}_3)_5^{5+}$	$\text{H}_2\text{O}$	0.02 mcl/L HClO <sub>4</sub> ; $\mu = 0.42$ (NaClO <sub>4</sub> )	25	$4.5 \times 10^9$	SS/LUM; $\tau_0 = 0.5 \mu\text{s}$ ; OT	80F208
	$\text{Co}^{\text{III}}(\text{NH}_3)_5(\mu\text{-O}_2)\text{Co}^{\text{III}}(\text{NH}_3)_5^{5+}$	$\text{H}_2\text{O}$	0.05 mcl/L $\text{H}_2\text{SO}_4$ ; $\mu = 0.25$ (NaCl)	25	$1.9 \times 10^9$	LP/LUM/SST; OT	82A068
	$\text{Co}^{\text{III}}(\text{NH}_3)_5(\mu\text{-O}_2)\text{Co}^{\text{III}}(\text{NH}_3)_5^{5+}$	$\text{H}_2\text{O}$	0.1 mol/L HCl; $\mu =$ 0.1	25	$7.4 \times 10^8$	SS/LUM; $\tau_0 = 0.5 \mu\text{s}$ ; OT	80F208
	$\text{Co}^{\text{III}}(\text{NH}_3)_5(\mu\text{-O}_2)\text{Co}^{\text{III}}(\text{NH}_3)_5^{5+}$	$\text{H}_2\text{O}$	0.1 mol/L HClO <sub>4</sub> ; $\mu =$ 0.1	25	$2.2 \times 10^9$	SS/LUM; $\tau_0 = 0.5 \mu\text{s}$ ; OT	80F208
	$\text{Co}^{\text{III}}(\text{NH}_3)_5(\mu\text{-O}_2)\text{Co}^{\text{III}}(\text{NH}_3)_5^{5+}$	$\text{H}_2\text{O}$	0.5 mol/L $\text{H}_2\text{SO}_4$	25	$4.6 \times 10^9$	SS/LUM; $\tau_0 = 0.5 \mu\text{s}$ ; OT	80F208
	$\text{Co}^{\text{III}}(\text{NH}_3)_5(\mu\text{-O}_2)\text{Co}^{\text{III}}(\text{NH}_3)_5^{5+}$	$\text{H}_2\text{O}$	1 mol/L HCl; $\mu =$ 1.0	25	$1.9 \times 10^9$	SS/LUM; $\tau_0 = 0.5 \mu\text{s}$ ; OT	80F208
	$\text{Co}^{\text{III}}(\text{NH}_3)_5(\mu\text{-O}_2)\text{Co}^{\text{III}}(\text{NH}_3)_5^{5+}$	$\text{H}_2\text{O}$	1 mol/L HClO <sub>4</sub> ; $\mu =$ 1.0	25	$4.3 \times 10^9$	SS/LUM; $\tau_0 = 0.5 \mu\text{s}$ ; OT; [Q] $\leq 3 \times 10^{-4}$ mol/L	80F208
20.1.76.	$\text{Co}^{\text{III}}(\text{NH}_3)_4(\mu\text{-O}_2, \text{NH}_2)\text{Co}^{\text{III}}(\text{NH}_3)_4^{4+}$	$\text{H}_2\text{O}$	0.01 mcl/L HCl; $\mu =$ 0.01	25	$1.0 \times 10^9$	SS/LUM; $\tau_0 = 0.5 \mu\text{s}$ ; OT	80F208
	$\text{Co}^{\text{III}}(\text{NH}_3)_4(\mu\text{-O}_2, \text{NH}_2)\text{Co}^{\text{III}}(\text{NH}_3)_4^{4+}$	$\text{H}_2\text{O}$	0.01 mcl/L HClO <sub>4</sub> ; $\mu = 0.21$ (NaClO <sub>4</sub> )	25	$3.0 \times 10^9$	SS/LUM; $\tau_0 = 0.5 \mu\text{s}$ ; OT	80F208

TABLE 20. Quenching of Ru(bpy)<sub>3</sub><sup>2+</sup> by inorganic compounds—Continued

No.	Quencher	Solvent	Solution Medium	T/°C	$k_q$ /L mol <sup>-1</sup> s <sup>-1</sup>	Comments	Ref.
<b>20.1. Ru(bpy)<sub>3</sub><sup>2+</sup>—Continued</b>							
	Co <sup>III</sup> (NH <sub>3</sub> ) <sub>4</sub> (μ-O <sub>2</sub> ,NH <sub>2</sub> )Co <sup>III</sup> (NH <sub>3</sub> ) <sub>4</sub> <sup>4+</sup>	H <sub>2</sub> O	0.01 mol/L HCl; μ = 0.54 (NaCl)	25	2.8 × 10 <sup>9</sup>	SS/LUM; τ <sub>0</sub> = 0.5 μs; OT	80F208
	Co <sup>III</sup> (NH <sub>3</sub> ) <sub>4</sub> (μ-O <sub>2</sub> ,NH <sub>2</sub> )Co <sup>III</sup> (NH <sub>3</sub> ) <sub>4</sub> <sup>4+</sup>	H <sub>2</sub> O	0.01 mol/L HClO <sub>4</sub> ; μ = 0.81 (NaClO <sub>4</sub> )	25	3.5 × 10 <sup>9</sup>	SS/LUM; τ <sub>0</sub> = 0.5 μs; OT	80F208
	Co <sup>III</sup> (NH <sub>3</sub> ) <sub>4</sub> (μ-O <sub>2</sub> ,NH <sub>2</sub> )Co <sup>III</sup> (NH <sub>3</sub> ) <sub>4</sub> <sup>4+</sup>	H <sub>2</sub> O	0.01 mol/L HCl; μ = 1.3 (NaCl)	25	4.4 × 10 <sup>9</sup>	SS/LUM; τ <sub>0</sub> = 0.5 μs; OT	80F208
	Co <sup>III</sup> (NH <sub>3</sub> ) <sub>4</sub> (μ-O <sub>2</sub> ,NH <sub>2</sub> )Co <sup>III</sup> (NH <sub>3</sub> ) <sub>4</sub> <sup>4+</sup>	H <sub>2</sub> O	0.1 mol/L HClO <sub>4</sub> ; μ = 0.1	25	1.1 × 10 <sup>9</sup>	SS/LUM; τ <sub>0</sub> = 0.5 μs; OT; [Q] ≤ 7 × 10 <sup>-4</sup> mol/L	80F208
	Co <sup>III</sup> (NH <sub>3</sub> ) <sub>4</sub> (μ-O <sub>2</sub> ,NH <sub>2</sub> )Co <sup>III</sup> (NH <sub>3</sub> ) <sub>4</sub> <sup>4+</sup>	H <sub>2</sub> O	0.1 mol/L HCl; μ = 0.1	25	2.1 × 10 <sup>9</sup>	SS/LUM; τ <sub>0</sub> = 0.5 μs; OT	80F208
	Co <sup>III</sup> (NH <sub>3</sub> ) <sub>4</sub> (μ-O <sub>2</sub> ,NH <sub>2</sub> )Co <sup>III</sup> (NH <sub>3</sub> ) <sub>4</sub> <sup>4+</sup>	H <sub>2</sub> O	1 mol/L HClO <sub>4</sub> ; μ = 1.0	25	8.8 × 10 <sup>9</sup>	SS/LUM; τ <sub>0</sub> = 0.5 μs; OT	80F208
	Co <sup>III</sup> (NH <sub>3</sub> ) <sub>4</sub> (μ-O <sub>2</sub> ,NH <sub>2</sub> )Co <sup>III</sup> (NH <sub>3</sub> ) <sub>4</sub> <sup>4+</sup>	H <sub>2</sub> O	1 mol/L HCl; μ = 1.0	25	4.0 × 10 <sup>9</sup>	SS/LUM; τ <sub>0</sub> = 0.5 μs; OT	80F208
20.1.77.	Co(NH <sub>3</sub> ) <sub>5</sub> (py) <sup>3+</sup>	H <sub>2</sub> O	0.01 mol/L Pbuf; pH 5.6; μ = 0.1 (LiClO <sub>4</sub> )	25	1.7 × 10 <sup>8</sup>	SS/LUM; τ <sub>0</sub> = 0.60 μs (766404); OT; [Q] = (4.5-19) × 10 <sup>-4</sup> mol/L	78E293
	Co(NH <sub>3</sub> ) <sub>5</sub> (py) <sup>3+</sup>	H <sub>2</sub> O	Pbuf; pH 5.8; μ = 0.10 (LiClO <sub>4</sub> )	25	2.1 × 10 <sup>8</sup>	SS/QYP; τ <sub>0</sub> = 0.60 μs (747635); OT; f = 0.8; [Q] = (5-50) × 10 <sup>-4</sup> mol/L; see Mech. [7]	80F058
20.1.78.	Co(NH <sub>3</sub> ) <sub>5</sub> (vio) <sup>3+</sup>	H <sub>2</sub> O	0.094 mol/L HClO <sub>4</sub> ; μ = 0.1	25	1.2 × 10 <sup>9</sup>	SS/LUM; τ <sub>0</sub> = 0.60 μs (766404); OT; [Q] = (2-10) × 10 <sup>-4</sup> mol/L	78E293
	Co(NH <sub>3</sub> ) <sub>5</sub> (vio) <sup>3+</sup>	H <sub>2</sub> O	0.5 mol/L H <sub>2</sub> SO <sub>4</sub>	25	7.3 × 10 <sup>8</sup>	SS/LUM; τ <sub>0</sub> = 0.60 μs (766404); OT; f = 0.9; [Q] = (5.5-16) × 10 <sup>-4</sup> mol/L	78E293
	Co(NH <sub>3</sub> ) <sub>5</sub> (vio) <sup>3+</sup>	H <sub>2</sub> O	0.01 mol/L Pbuf; pH 5.6; μ = 1.0 (LiClO <sub>4</sub> )	25	5.7 × 10 <sup>8</sup>	SS/LUM; τ <sub>0</sub> = 0.60 μs (766404); OT; f = 1; [Q] = (2.1-16) × 10 <sup>-4</sup> mol/L	78E293
20.1.79.	Co(NO <sub>2</sub> ) <sub>6</sub> <sup>3-</sup>	H <sub>2</sub> O	μ = 0 (calc'd)	~21	~9 × 10 <sup>9</sup>	SS/LUM; τ <sub>0</sub> = 0.60 μs (LP/LUM/AVE); OT; [Q] = (2-7) × 10 <sup>-4</sup> mol/L	766319
20.1.80.	Co[4-(NO <sub>2</sub> )bpy] <sub>3</sub> <sup>3+</sup>	H <sub>2</sub> O	0.33 mol/L Na <sub>2</sub> SO <sub>4</sub> ; 0.028 mol/L NaHSO <sub>4</sub> ; μ = 1.0		9.0 × 10 <sup>8</sup>	SS/LUM; τ <sub>0</sub> = 0.60 μs (LP/LUM/SST); OT	82F048

TABLE 20. Quenching of  $\text{Ru}(\text{bpy})_3^{2+}$  by inorganic compounds—Continued

No.	Quencher	Solvent	Solution Medium	T/°C	$k_q$ /L mol <sup>-1</sup> s <sup>-1</sup>	Comments	Ref.
<b>20.1. <math>\text{Ru}(\text{bpy})_3^{2+}</math>—Continued</b>							
20.1.81.	$\text{Co}(\text{phen})_3^{2+}$	H <sub>2</sub> O	0.05 mol/L Pbuf; pH 6.0; $[\text{Co}^{\text{II}}]/[\text{L}]$ = 4.5	25	$2.7 \times 10^7$	SS/LUM; $\tau_0 = 0.60 \mu\text{s}$ (766404); OT	85S022
20.1.82.	$\text{Co}(\text{phen})_3^{2+}$	H <sub>2</sub> O	0.5 mol/L NaCl	25	$8.9 \times 10^8$	SS/LUM; $\tau_0 = 0.60 \mu\text{s}$ (747635); RT	766046
	$\text{Co}(\text{phen})_3^{2+}$	H <sub>2</sub> O	0.05 mol/L Pbuf; pH 8.0; $[\text{Co}^{\text{II}}]/[\text{L}]$ = 0.2	25	$3.0 \times 10^7$	SS/LUM; $\tau_0 = 0.60 \mu\text{s}$ (766404); OT	85S022
20.1.83.	$\text{Co}(\text{phen})_3^{3+}$	H <sub>2</sub> O	0.1 mol/L H <sub>2</sub> SO <sub>4</sub>	~22	$1.9 \times 10^9$	SS/LUM; $\tau_0^{\text{air}} = 0.40 \mu\text{s}$ (LP/LUM/AVE); OT	84A255
	$\text{Co}(\text{phen})_3^{3+}$	H <sub>2</sub> O	0.17 mol/L NaCl	25	$2.3 \times 10^9$	SS/LUM; $\tau_0 = 0.60 \mu\text{s}$ (747635); OT	766014
	$\text{Co}(\text{phen})_3^{3+}$	H <sub>2</sub> O	0.5 mol/L NaCl	25	$3.0 \times 10^9$	SS/LUM; $\tau_0 = 0.60 \mu\text{s}$ (747635); OT; $[\text{Q}] \leq 0.025$ mol/L	766014
	$\text{Co}(\text{phen})_3^{3+}$	H <sub>2</sub> O	0.01 mol/L H <sub>2</sub> SO <sub>4</sub> , 0.33 mol/L Na <sub>2</sub> SO <sub>4</sub> ; $\mu$ = 1.0		$2.4 \times 10^9$	FP/QYP; $\tau_0 = 0.60 \mu\text{s}$ (747635); OT, ET; $f = 0.53$ ; $[\text{Q}] = (2.5-20) \times 10^{-4}$ mol/L; see Mech. [8]; $k_q =$ $2.2 \times 10^9 \text{ L mol}^{-1} \text{ s}^{-1}$ for SS/LUM from same lab in 80A003	82F065
20.1.84.	$\text{Co}^{\text{II}}(\text{phen})_2(\mu\text{-O}_2, \text{NH}_2)\text{Co}^{\text{III}}(\text{phen})_2^{4+}$	H <sub>2</sub> O	1 mol/L HCl; $\mu =$ 1.0	25	$8.1 \times 10^9$	SS/LUM; $\tau_0 = 0.5 \mu\text{s}$ ; OT; $[\text{Q}] \leq 9 \times 10^{-4} \text{ mol/L}$	80F208
20.1.85.	$\text{Co}(\text{sar})_3^{3+}$	H <sub>2</sub> O	ACbuf pH 5; $\mu =$ 0.1 (NaClO <sub>4</sub> )	20	$1.6 \times 10^7$	LP/LUM/SST; $\tau_0 = 0.64$ $\mu\text{s}$ ; ET (80%), OT (20%); $f$ = 0.2	85F222
	$\text{Co}(\text{sar})_3^{3+}$	H <sub>2</sub> O	ACbuf 0.5 mol/L NaClO <sub>4</sub> ; pH 5	20	$2.2 \times 10^8$	LP/LUM/SST; $\tau_0 = 0.64$ $\mu\text{s}$ ; same $k_q$ from same lab in 83S090	85F222
20.1.86.	$\text{Co}(\text{sep})_3^{3+}$	H <sub>2</sub> O	ACbuf; pH 5; $\mu =$ 0.1 (NaClO <sub>4</sub> )	20	$1.5 \times 10^8$	LP/LUM/SST; $\tau_0 = 0.64$ $\mu\text{s}$ ; ET (75%), OT (25%); $f$ = 0.25; same $k_q$ from same lab in 83S090	85F222
	$\text{Co}(\text{sep})_3^{3+}$	H <sub>2</sub> O	ACbuf; 0.5 mol/L NaClO <sub>4</sub> ; pH 5	20	$5.5 \times 10^8$	LP/LUM/SST; $\tau_0 = 0.64$ $\mu\text{s}$ ; same $k_q$ from same lab in 83S090	85F222
	$\text{Co}(\text{sep})_3^{3+}$	H <sub>2</sub> O	0.2 mol/L LiCl	25	$2.9 \times 10^8$	SS/LUM; $\tau_0 = 0.60 \mu\text{s}$ (766404); ET, OT; $f = 0.51$	84A238

TABLE 20. Quenching of  $\text{Ru}(\text{bpy})_3^{2+}$  by inorganic compounds—Continued

No.	Quencher	Solvent	Solution Medium	$T/^\circ\text{C}$	$k_q$ /L mol <sup>-1</sup> s <sup>-1</sup>	Comments	Ref.	
20.1.	$\text{Ru}(\text{bpy})_3^{2+}$ —Continued							
	$\text{Co}(\text{sep})^{3+}$	$\text{H}_2\text{O}$	0.2 mol/L TEOA; pH 8.1; $\mu = 0.2$ (LiCl)	25	$3.4 \times 10^8$	SS/LUM; $\tau_0 = 0.60 \mu\text{s}$ (766404); ET, OT	84A238	
	$\text{Co}(\text{sep})^{3+}$	$\text{H}_2\text{O}$	0.5 mol/L $\text{H}_2\text{SO}_4$	25	$2.8 \times 10^8$	SS/LUM; $\tau_0 = 0.60 \mu\text{s}$ (766404); ET, OT	84A238	
	$\text{Co}(\text{sep})^{3+}$	$\text{H}_2\text{O}$	$\mu = 0.1$ (NaCl)		$2.6 \times 10^8$	LP/LUM/SST; OT; $f = 0.9$	82S072	
	$\text{Co}(\text{sep})^{3+}$	$\text{H}_2\text{O}$	1 mol/L $\text{H}_2\text{SO}_4$		$3.6 \times 10^8$	LP/LUM/SST; OT	83S001	
	20.1.87.	$\text{CoSiW}_{11}\text{O}_{39}\text{H}_2\text{O}^{6-}$	$\text{H}_2\text{O}$			$\sim 3 \times 10^{10}$ (calc)	SL/LUM/SPC; $\tau_0^{\text{air}} = 0.40 \mu\text{s}$ ; OT; [Q] = (2, 4) $\times 10^{-4}$ mol/L; some SQ see Mech. [11]	85E375
	20.1.88.	$\text{Co}(\text{terpy})_2^{2+}$	AN	0.1 mol/L TEAP	25	$2.0 \times 10^9$	LP/LUM/AVE; $\tau_0 = 0.85 \mu\text{s}$ ; RT	86A077
	20.1.89.	$\text{Co}(\text{terpy})_2^{2+}$	AN	0.1 mol/L TEAP	25	$3.3 \times 10^9$	SS/LUM; $\tau_0 = 0.85 \mu\text{s}$ (LP/LUM/AVE); OT, ET?	86A077
	20.1.90.	<i>cis</i> - $\text{Co}(\text{tfac})_3$	EtOH		23-24	$1.8 \times 10^9$	SS/LUM; $\tau_0 = 0.79 \mu\text{s}$ (J.N. Demas, priv. comm.); OT	77F726
	20.1.91.	<i>trans</i> - $\text{Co}(\text{tfac})_3$	EtOH		23-24	$1.8 \times 10^9$	SS/LUM; $\tau_0 = 0.79 \mu\text{s}$ (J.N. Demas, priv. comm.); OT	77F726
20.1.92.	$\text{Cr}^{3+}$	$\text{H}_2\text{O}$	1 mol/L $\text{CF}_3\text{SO}_3\text{Na}$	15	$1.3 \times 10^7$ (corr)	LP/LUM/SST; ET	86E096	
	$\text{Cr}^{3+}$	$\text{H}_2\text{O}$	0.04 mol/L $\text{H}_2\text{SO}_4$ ; $\mu = 1.0$ ( $\text{MgCl}_2$ )	25	$1.2 \times 10^7$	SS/LUM; $\tau_0 = 0.60 \mu\text{s}$ (LP/LUM/AVE); ET	766404	
	$\text{Cr}^{3+}$	$\text{H}_2\text{O}$			$9.7 \times 10^7$	LP/LUM/SST; $\tau_0 = 0.59 \mu\text{s}$	85N164	
	$\text{Cr}^{3+}$	$\text{H}_2\text{O}$	$9.4 \times 10^{-5}$ mol/L PMA; pH 2		$9.3 \times 10^7$	LP/LUM/SST; $\tau_0 = 0.59 \mu\text{s}$ ; some SQ	85N164	
	$\text{Cr}^{3+}$	$\text{H}_2\text{O}$	$9.4 \times 10^{-5}$ mol/L PMA; pH 7		$8.4 \times 10^7$	LP/LUM/SST; $\tau_0 = 0.67 \mu\text{s}$ ; some SQ	85N164	
20.1.93.	$\text{Cr}(\text{acac})_3$	MeOH		$\sim 21$	$3.0 \times 10^3$	SS/LUM; $\tau_0 = 0.77 \mu\text{s}$ (LP/LUM/AVE); ET; [Q] = 0.001-0.004 mol/L	766319	
20.1.94.	$\text{Cr}(\text{bpy})_3^{3+}$	$\text{H}_2\text{O}$	$\mu = 0.2$	23	$3.3 \times 10^7$	SS/LUM; $\tau_0^{\text{air}} = 0.40 \mu\text{s}$ (737633); OT	756325	
20.1.95.	<i>cis</i> - $\text{Cr}(\text{bzac})_3$	EtOH/ $\text{CHCl}_3$ (9/1)		23-24	$8.5 \times 10^3$	SS/LUM; $\tau_0 = 0.79 \mu\text{s}$ (J.N. Demas, priv. comm.); ET	77F726	

TABLE 20. Quenching of  $\text{Ru}(\text{bpy})_3^{2+}$  by inorganic compounds—Continued

No.	Quencher	Solvent	Solution Medium	$T/^\circ\text{C}$	$k_q$ /L mol <sup>-1</sup> s <sup>-1</sup>	Comments	Ref.
<b>20.1. <math>\text{Ru}(\text{bpy})_3^{2+}</math>—Continued</b>							
20.1.96.	<i>trans</i> -Cr(bzac) <sub>3</sub>	EtOH/CHCl <sub>3</sub> (9/1)		23-24	$6.3 \times 10^8$	SS/LUM; $\tau_0 = 0.79 \mu\text{s}$ (J.N. Demas, priv. comm.); ET	77F726
20.1.97.	Cr(CN) <sub>6</sub> <sup>3-</sup>	H <sub>2</sub> O	$\mu = 0$ (calc'd)	~21	$2.5 \times 10^{10}$	SS/LUM and LP/LUM/AVE; $\tau_0 = 0.60$ $\mu\text{s}$ (LP/LUM/AVE); ET; [Q] $\leq 5 \times 10^{-4}$ mol/L; some SQ	766319
	Cr(CN) <sub>6</sub> <sup>3-</sup>	H <sub>2</sub> O	$\mu = 0.5$ (KCl)		$2.1 \times 10^{10}$	SS/LUM, SL/LUM/SST; $\tau_0^{\text{air}} = 0.40 \mu\text{s}$ ; ET; [Q] = (2-20) $\times 10^{-4}$ mol/L; $k_q$ calc for $\mu = 0$	737633
20.1.98.	Cr(C <sub>2</sub> O <sub>4</sub> ) <sub>3</sub> <sup>3-</sup>	H <sub>2</sub> O	$\mu = 0$ (calc'd)	~21	$2.1 \times 10^{10}$	SS/LUM and LP/LUM/AVE; $\tau_0 = 0.60$ $\mu\text{s}$ (LP/LUM/AVE); ET; [Q] $\leq 3 \times 10^{-4}$ mol/L; some SQ	766319
	Cr(C <sub>2</sub> O <sub>4</sub> ) <sub>3</sub> <sup>3-</sup>	H <sub>2</sub> O			$8.5 \times 10^9$	SS/LUM, LP/LUM/SST; $\tau_0$ = 0.66 $\mu\text{s}$ ; ET; [Q] = (2-8) $\times 10^{-4}$ mol/L	737656
20.1.99.	<i>trans</i> -Cr(cyclam)(CN) <sub>2</sub> <sup>+</sup>	H <sub>2</sub> O	1 mol/L CF <sub>3</sub> SO <sub>3</sub> Na	15	$2.4 \times 10^7$ (corr)	LP/LUM/SST; ET	86E096
20.1.100.	Cr(en) <sub>3</sub> <sup>3+</sup>	H <sub>2</sub> O	1 mol/L CF <sub>3</sub> SO <sub>3</sub> Na	15	$7.2 \times 10^9$ (corr)	LP/LUM/SST; ET	86E096
20.1.101.	<i>cis</i> -Cr(en) <sub>2</sub> Cl <sub>2</sub> <sup>+</sup>	H <sub>2</sub> O	1 mol/L CF <sub>3</sub> SO <sub>3</sub> Na	15	$1.0 \times 10^8$ (corr)	LP/LUM/SST; ET	86E096
20.1.102.	<i>trans</i> -Cr(en) <sub>2</sub> Cl <sub>2</sub> <sup>+</sup>	H <sub>2</sub> O	1 mol/L CF <sub>3</sub> SO <sub>3</sub> Na	15	$6.6 \times 10^7$ (corr)	LP/LUM/SST; ET	86E096
20.1.103.	Cr(NH <sub>3</sub> ) <sub>6</sub> <sup>3+</sup>	H <sub>2</sub> O	1 mol/L CF <sub>3</sub> SO <sub>3</sub> Na	15	$< 2 \times 10^7$ (corr)	LP/LUM/SST; ET	86E096
20.1.104.	Cr(NH <sub>3</sub> ) <sub>5</sub> Br <sup>2+</sup>	H <sub>2</sub> O	1 mol/L CF <sub>3</sub> SO <sub>3</sub> Na	15	$8.6 \times 10^7$ (corr)	LP/LUM/SST; ET	86E096
20.1.105.	Cr(NH <sub>3</sub> ) <sub>5</sub> (CN) <sup>2+</sup>	H <sub>2</sub> O	1 mol/L CF <sub>3</sub> SO <sub>3</sub> Na	15	$1.4 \times 10^7$ (corr)	LP/LUM/SST; ET	86E096
20.1.106.	Cr(NH <sub>3</sub> ) <sub>5</sub> Cl <sup>2+</sup>	H <sub>2</sub> O	1 mol/L CF <sub>3</sub> SO <sub>3</sub> Na	15	$6.2 \times 10^7$ (corr)	LP/LUM/SST; ET	86E096
20.1.107.	Cr(NH <sub>3</sub> ) <sub>5</sub> (H <sub>2</sub> O) <sup>3+</sup>	H <sub>2</sub> O	1 mol/L CF <sub>3</sub> SO <sub>3</sub> Na	15	$1.6 \times 10^7$ (corr)	LP/LUM/SST; ET	86E096

TABLE 20. Quenching of Ru(bpy)<sub>3</sub><sup>2+</sup> by inorganic compounds—Continued

No.	Quencher	Solvent	Solution Medium	T/°C	$k_q$ /L mol <sup>-1</sup> s <sup>-1</sup>	Comments	Ref.
<b>20.1.</b>	<b>Ru(bpy)<sub>3</sub><sup>2+</sup>—Continued</b>						
20.1.108.	Cr(NH <sub>3</sub> ) <sub>5</sub> (N <sub>3</sub> ) <sup>2+</sup>	H <sub>2</sub> O	1 mol/L CF <sub>3</sub> SO <sub>3</sub> Na	15	$9.2 \times 10^7$ (corr)	LP/LUM/SST; ET	86E096
20.1.109.	Cr(NH <sub>3</sub> ) <sub>5</sub> (NCS) <sup>2+</sup>	H <sub>2</sub> O	1 mol/L CF <sub>3</sub> SO <sub>3</sub> Na	15	$3.4 \times 10^3$ (corr)	LP/LUM/SST; ET	86E096
20.1.110.	<i>cis</i> -Cr(tfac) <sub>3</sub>	EtOH		23-24	$3.6 \times 10^3$	SS/LUM; $\tau_0 = 0.79 \mu\text{s}$ (J.N. Demas, priv. comm.); ET	77F726
20.1.111.	<i>trans</i> -Cr(tfac) <sub>3</sub>	EtOH		23-24	$2.5 \times 10^3$	SS/LUM; $\tau_0 = 0.79 \mu\text{s}$ (J.N. Demas, priv. comm.); ET	77F726
20.1.112.	Cu <sup>2+</sup>	H <sub>2</sub> O	0.5 mol/L H <sub>2</sub> SO <sub>4</sub>	16.9	$5.4 \times 10^7$	SS/LUM; $\tau_0 = 0.65 \mu\text{s}$ (766539); OT	78A090
	Cu <sup>2+</sup>	H <sub>2</sub> O	$\mu = 0$ (calc'd)	~21	$6.6 \times 10^8$	SS/LUM and LP/LUM/AVE; $\tau_0 = 0.60$ $\mu\text{s}$ (LP/LUM/AVE); OT; [Q] = 0.05-0.06 mol/L; some SQ	766319
	Cu <sup>2+</sup>	H <sub>2</sub> O	0.25 mol/L H <sub>2</sub> SO <sub>4</sub> ; $\mu = 0.8-1$	25	$6.2 \times 10^7$	SL/LUM/SPC; $\tau_0 = 0.57$ $\mu\text{s}$ ; $\Delta H^\ddagger = 11 \text{ kJ/mol}$ ; $\Delta S^\ddagger$ $= -57 \text{ J/mol}\cdot\text{K}$ (20-80°C); OT	80A308
	Cu <sup>2+</sup>	H <sub>2</sub> O	0.5 mol/L HClO <sub>4</sub>	25	$6.6 \times 10^7$	SS/LUM; $\tau_0 = 0.60 \mu\text{s}$ (766404); OT; $f = 0.68$	78A090
	Cu <sup>2+</sup>	H <sub>2</sub> O	0.5 mol/L H <sub>2</sub> SO <sub>4</sub>	25	$6.2 \times 10^7$	SS/LUM; $\tau_0 = 0.60 \mu\text{s}$ (766404); OT; $f = 0.56$	78A090
	Cu <sup>2+</sup>	H <sub>2</sub> O	0.5 mol/L H <sub>2</sub> SO <sub>4</sub>	34.8	$7.2 \times 10^7$	SS/LUM; $\tau_0 = 0.54 \mu\text{s}$ (766539); OT	78A090
	Cu <sup>2+</sup>	H <sub>2</sub> O			$7 \times 10^7$	SS/LUM; OT; [Q] = (5-20) $\times 10^{-4} \text{ mol/L}$	78A215
	Cu <sup>2+</sup>	H <sub>2</sub> O			$5.1 \times 10^7$	LP/LUM/SST; $\tau_0 = 0.59 \mu\text{s}$	85N164
	Cu <sup>2+</sup>	H <sub>2</sub> O	1 mol/L KCl		$8.3 \times 10^8$	SS/LUM; $\tau_0 = 0.62 \mu\text{s}$ (LP/LUM/AVE); OT	85E218
	Cu <sup>2+</sup>	H <sub>2</sub> O	$9.4 \times 10^{-5} \text{ mol/L}$ PMA; pH 2		$4.4 \times 10^7$	LP/LUM/SST; $\tau_0 = 0.59$ $\mu\text{s}$ ; some SQ	85N164
	Cu <sup>2+</sup>	H <sub>2</sub> O	$9.4 \times 10^{-5} \text{ mol/L}$ PMA; pH 7		$3.9 \times 10^9$	LP/LUM/SST; $\tau_0 = 0.67$ $\mu\text{s}$ ; some SQ	85N164
20.1.113.	Cu(acac) <sub>2</sub>	MeOH		~21	$1.1 \times 10^9$	SS/LUM; $\tau_0 = 0.77 \mu\text{s}$ (LP/LUM/AVE); OT; [Q] = (3-12) $\times 10^{-4} \text{ mol/L}$	766319



TABLE 20. Quenching of  $\text{Ru}(\text{bpy})_3^{2+}$  by inorganic compounds—Continued

No.	Quencher	Solvent	Solution Medium	$T/^\circ\text{C}$	$k_q$ /L mol <sup>-1</sup> s <sup>-1</sup>	Comments	Ref.
<b>20.1. <math>\text{Ru}(\text{bpy})_3^{2+}</math>—Continued</b>							
20.1.114.	$\text{Cu}^{\text{II}}$ -Acetic acid	$\text{H}_2\text{O}$	0.5 mol/L HAC; 0.5 mol/L NaAc; $\mu = 1.0$	21	$2.8 \times 10^8$	LP/LUM/SST; $\tau_0 = 0.60$ $\mu\text{s}$ ; OT; $[\text{Q}] = 0.0025\text{-}0.010$ mol/L; 90% of Q as $\text{Cu}(\text{CH}_3\text{COO})_4^{2-}$	78F683
20.1.115.	$\text{Cu}^{\text{II}}$ -azurin	$\text{H}_2\text{O}$	0.027 mol/L $\text{Na}_2\text{HPO}_4$ ; 0.020 mol/L $\text{NaH}_2\text{PO}_4$ ; pH 7; $\mu = 0.1$	25	$1.2 \times 10^9$	LP/LUM/AVE; ET or OT	85A362
20.1.116.	$\text{Cu}$ -azurin	$\text{H}_2\text{O}$	Pbuf; pH 7; $\mu =$ 0.1	25	$6.9 \times 10^8$	LP/LUM/SST; $\tau_0 = 0.61$ $\mu\text{s}$ ; RT; linear S-V plot only for $[\text{Q}] < 0.002$ mol/L	82A022
20.1.117.	$\text{CuCl}^+$	$\text{H}_2\text{O}$	0.1 mol/L $\text{HClO}_4$ ; 0.5 mol/L NaCl; $\mu$ $= 1.0$	21	$3.3 \times 10^8$	LP/LUM/SST; $\tau_0 = 0.60$ $\mu\text{s}$ ; OT; $f = 0.59$ ; $[\text{Q}] =$ 0.0025-0.010 mol/L; 75% of Q as $\text{CuCl}^+$	78F683
	$\text{CuCl}^+$	$\text{H}_2\text{O}$	0.0025 mol/L $\text{H}_2\text{SO}_4 + 0.088$ mol/L $\text{Cu}^{2+}$ ( $\text{CuSO}_4$ , $\text{CuCl}_2$ ) or 0.005 mol/L HCl + 0.24 mol/L $\text{Cl}^-$ ( $\text{CuCl}_2$ , $\text{MgCl}_2$ ); $\mu$ $= 0.35$	25	$1.1 \times 10^3$	SL/LUM/SPC; OT; $k_q$ from $k_{\text{obs}}$ at various $[\text{Cu}^{\text{II}}]$ and $[\text{Cl}^-]$ using known association constants	81A031
20.1.118.	$\text{CuCl}_2$	$\text{H}_2\text{O}$	0.0025 mol/L $\text{H}_2\text{SO}_4 + 0.088$ mol/L $\text{Cu}^{2+}$ ( $\text{CuSO}_4$ , $\text{CuCl}_2$ ) or 0.005 mol/L HCl + 0.24 mol/L $\text{Cl}^-$ ( $\text{CuCl}_2$ , $\text{MgCl}_2$ ); $\mu$ $= 0.35$	25	$2.0 \times 10^9$	SL/LUM/SPC; OT; $k_q$ from $k_{\text{obs}}$ at various $[\text{Cu}^{\text{II}}]$ and $[\text{Cl}^-]$ using known association constants	81A031
20.1.119.	$\text{Cu}^{\text{II}}$ -Formic acid	$\text{H}_2\text{O}$	0.5 mol/L HCOOH; 0.5 mol/L HCOONa; $\mu = 1.0$	21	$2.7 \times 10^8$	LP/LUM/SST; $\tau_0 = 0.60$ $\mu\text{s}$ ; OT; $f = 0.16$ ; $[\text{Q}] =$ 0.0025-0.010 mol/L; 80% of Q as $\text{Cu}(\text{HCOO})_4^{2-}$	78F683
20.1.120.	$\text{Cu}(\text{H}_2\text{O})_6^{2+}$	$\text{H}_2\text{O}$	$\mu = 1.0$	21	$8 \times 10^7$	LP/LUM/SST; $\tau_0 = 0.60$ $\mu\text{s}$ ; OT; $f = 0.74$ ; $[\text{Q}] =$ 0.01-0.04 mol/L	78F683

TABLE 20. Quenching of  $\text{Ru}(\text{bpy})_3^{2+}$  by inorganic compounds—Continued

No.	Quencher	Solvent	Solution Medium	$T/^\circ\text{C}$	$k_q$ /L mol <sup>-1</sup> s <sup>-1</sup>	Comments	Ref.
<b>20.1. <math>\text{Ru}(\text{bpy})_3^{2+}</math>—Continued</b>							
	$\text{Cu}(\text{H}_2\text{O})_n^{2+}$	$\text{H}_2\text{O}$	0.0025 mol/L $\text{H}_2\text{SO}_4$ + 0.088 mol/L $\text{Cu}^{2+}$ ( $\text{CuSO}_4$ , $\text{CuCl}_2$ ) or 0.005 mol/L HCl + 0.24 mol/L $\text{Cl}^-$ ( $\text{CuCl}_2$ , $\text{MgCl}_2$ ); $\mu$ = 0.35	25	$5.7 \times 10^7$	SL/LUM/SPC; OT; $k_q$ from $k_{\text{obs}}$ at various $[\text{Cu}^{\text{II}}]$ and $[\text{Cl}^-]$ using known association constants	81A031
20.1.121.	$\text{Cu}^{\text{II}}$ -plastocyanin	$\text{H}_2\text{O}$	0.027 mol/L $\text{Na}_2\text{HPO}_4$ ; 0.020 mol/L $\text{NaH}_2\text{PO}_4$ ; pH 7; $\mu$ = 0.1	25	$4.2 \times 10^9$	LP/LUM/AVE; ET or OT	85A362
20.1.122.	$\text{Cu}^{\text{I}}$ -plastocyanin	$\text{H}_2\text{O}$	Pbuf; pH 7; $\mu$ = 0.1	25	$1.6 \times 10^9$	LP/LUM/SST; $\tau_0$ = 0.61 $\mu\text{s}$ ; RT; linear S-V plot only for $[\text{Q}] < 0.002$ mol/L	82A022
20.1.123.	$\text{Cu}^{\text{II}}$ -stellacyanin	$\text{H}_2\text{O}$	0.027 mol/L $\text{Na}_2\text{HPO}_4$ ; 0.020 mol/L $\text{NaH}_2\text{PO}_4$ ; pH 7; $\mu$ = 0.1	25	$1.3 \times 10^9$	LP/LUM/AVE; ET or OT	85A362
20.1.124.	$\text{Cu}^{\text{I}}$ -stellacyanin	$\text{H}_2\text{O}$	Pbuf; pH 7; $\mu$ = 0.1	25	$4.2 \times 10^8$	LP/LUM/SST; $\tau_0$ = 0.61 $\mu\text{s}$ ; RT; linear S-V plot only for $[\text{Q}] < 0.002$ mol/L	82A022
20.1.125.	$\text{Eu}^{2+}$	$\text{H}_2\text{O}$	0.05 mol/L HCl; $\mu$ = 0.5 (NaCl)	10	$2.8 \times 10^7$	LP/LUM/SST; $\tau_0$ = 0.70 $\mu\text{s}$ ; RT; $[\text{Q}] = 0.01$ -0.09 mol/L	78A087
	$\text{Eu}^{2+}$	$\text{H}_2\text{O}$	0.05 mol/L HCl; $\mu$ = 0.5 (NaCl)	24	$2.8 \times 10^7$	LP/LUM/SST; $\tau_0$ = 0.62 $\mu\text{s}$ ; RT; $[\text{Q}] = 0.01$ -0.09 mol/L	78A087
	$\text{Eu}^{2+}$	$\text{H}_2\text{O}$	0.05 mol/L HCl	25	$2.8 \times 10^7$	SS/LUM; $\tau_0$ = 0.60 $\mu\text{s}$ (747635); RT; $[\text{Q}] \leq 0.08$ mol/L	766046
	$\text{Eu}^{2+}$	$\text{H}_2\text{O}$	0.05 mol/L HCl; $\mu$ = 0.5 (NaCl)	25	$2.8 \times 10^7$	SS/LUM; $\tau_0$ = 0.60 $\mu\text{s}$ (766404); RT; $[\text{Q}] = 0.01$ - 0.09 mol/L	78A087
	$\text{Eu}^{2+}$	$\text{H}_2\text{O}$	0.5 mol/L $\text{HClO}_4$	25	$8.2 \times 10^6$	LP/LUM/SST; RT; $\Delta V^\ddagger =$ $-1.1 \times 10^{-2}$ L/mol (0.1- 300 MPa)	82A068
	$\text{Eu}^{2+}$	$\text{H}_2\text{O}$	0.05 mol/L HCl; $\mu$ = 0.5 (NaCl)	~39	$2.2 \times 10^7$	LP/LUM/SST; $\tau_0$ = 0.48 $\mu\text{s}$ ; RT; $[\text{Q}] = 0.01$ -0.09 mol/L	78A087

TABLE 20. Quenching of Ru(bpy)<sub>3</sub><sup>2+</sup> by inorganic compounds—Continued

No.	Quencher	Solvent	Solution Medium	T/°C	$k_q$ /L mol <sup>-1</sup> s <sup>-1</sup>	Comments	Ref.
<b>20.1. Ru(bpy)<sub>3</sub><sup>2+</sup>—Continued</b>							
20.1.126.	Eu <sup>3+</sup>	H <sub>2</sub> O	0.025 mol/L HCl, [MgCl <sub>2</sub> ] + [Eu <sup>3+</sup> ] = 0.9 mol/L	25	$\leq 8 \times 10^4$	SS/LUM; $\tau_0 = 0.60 \mu\text{s}$ (LP/LUM/AVE); Q mainly as EuCl <sup>2+</sup>	766404
	Et <sup>3+</sup>	H <sub>2</sub> O	0.025 mol/L HCl; $\mu = 2.8$ (MgCl <sub>2</sub> )	25	$3.6 \times 10^5$	SL/LUM/SPC; $\tau_0 = 0.57$ $\mu\text{s}$ ; $\Delta H^\ddagger = 17$ kJ/mol; $\Delta S^\ddagger$ = $-81$ J/mol·K (20-80°C); OT; Q mainly as EuCl <sup>2+</sup>	80A308
20.1.127.	Eu(crypt) <sup>2+</sup>	H <sub>2</sub> O	1 mol/L KCl	~22	$1.3 \times 10^9$	SL/LUM/SPC; RT; [Q] = 0.001-0.01 mol/L	86E195
20.1.128.	Eu(crypt) <sup>3+</sup>	H <sub>2</sub> O	1 mol/L KCl	~22	$4.9 \times 10^7$	SL/LUM/SPC; OT; [Q] = 0.01-0.1 mol/L	86E195
20.1.129.	Fe <sup>2+</sup>	H <sub>2</sub> O	0.5 mol/L HClO <sub>4</sub>	~20	$1.6 \times 10^7$	SS/LUM; $\tau_0^{\text{air}} = 0.40 \mu\text{s}$ (737633); ET; [Q] $\leq 0.04$ mol/L	746396
	Fe <sup>2+</sup>	H <sub>2</sub> O	0.05 mol/L H <sub>2</sub> SO <sub>4</sub> ; $\mu = 0.25$ (NaCl)	25	$1 \times 10^7$	LP/LUM/SST; RT	82A068
	Fe <sup>3+</sup>	H <sub>2</sub> O	0.5 mol/L HClO <sub>4</sub> ; $\mu = 0.64$ (NaClO <sub>4</sub> )	25	$2.8 \times 10^6$	SS/LUM; $\tau_0 = 0.60 \mu\text{s}$ (747635); RT	766046
	Fe <sup>3+</sup>	H <sub>2</sub> O	1 mol/L KCl		$3.3 \times 10^6$	SS/LUM; $\tau_0 = 0.62 \mu\text{s}$ (LP/LUM/AVE); RT	85E218
20.1.130.	Fe <sup>3+</sup>	H <sub>2</sub> O	0.1 mol/L CF <sub>3</sub> SO <sub>3</sub> H	18	$1.9 \times 10^9$	SS/LUM; OT	79A218
	Fe <sup>3+</sup>	H <sub>2</sub> O	0.1 mol/L HClO <sub>4</sub>	18	$1.5 \times 10^9$	SS/LUM; OT; $f = \sim 0.7$	79A218
	Fe <sup>3+</sup>	H <sub>2</sub> O	0.17 mol/L H <sub>2</sub> SO <sub>4</sub>	18	$1.3 \times 10^9$	SS/LUM; OT; $f = \sim 0.7$	79A218
	Fe <sup>3+</sup>	H <sub>2</sub> O	0.25 mol/L HClO <sub>4</sub>	18	$1.7 \times 10^9$	SS/LUM; OT; $f = \sim 0.7$	79A218
	Fe <sup>3+</sup>	H <sub>2</sub> O	0.5 mol/L HCl	18	$6.7 \times 10^8$	SS/LUM; OT; $f = \sim 0.7$	79A218
	Fe <sup>3+</sup>	H <sub>2</sub> O	0.5 mol/L HClO <sub>4</sub>	18	$2.1 \times 10^9$	SS/LUM; OT; $f = \sim 0.7$	79A218
	Fe <sup>3+</sup>	H <sub>2</sub> O	0.5 mol/L H <sub>3</sub> PO <sub>4</sub>	18	$8.0 \times 10^8$	SS/LUM; OT	79A218
	Fe <sup>3+</sup>	H <sub>2</sub> O	0.5 mol/L CF <sub>3</sub> SO <sub>3</sub> H	18	$2.1 \times 10^9$	SS/LUM; OT	79A218
	Fe <sup>3+</sup>	H <sub>2</sub> O	0.75 mol/L HClO <sub>4</sub>	18	$2.5 \times 10^9$	SS/LUM; OT; $f = \sim 0.7$	79A218
	Fe <sup>3+</sup>	H <sub>2</sub> O	1 mol/L HClO <sub>4</sub>	18	$2.8 \times 10^9$	SS/LUM; OT; $f = \sim 0.7$	79A218
	Fe <sup>3+</sup>	H <sub>2</sub> O	0.5 mol/L HClO <sub>4</sub>	~20	$1.9 \times 10^9$	SS/LUM; $\tau_0^{\text{air}} = 0.40 \mu\text{s}$ (737633); OT; [Q] $\leq 0.01$ mol/L	746396

TABLE 20. Quenching of  $\text{Ru}(\text{bpy})_3^{2+}$  by inorganic compounds—Continued

No.	Quencher	Solvent	Solution Medium	$T/^\circ\text{C}$	$k_q$ /L mol <sup>-1</sup> s <sup>-1</sup>	Comments	Ref.
<b>20.1. <math>\text{Ru}(\text{bpy})_3^{2+}</math>—Continued</b>							
	$\text{Fe}^{3+}$	$\text{H}_2\text{O}$	0.11 mol/L $\text{HClO}_4$	25	$1.5 \times 10^9$	SS/LUM; $\tau_0 = 0.60 \mu\text{s}$ (747635); OT; $[\text{Q}] \leq 0.003$ mol/L; same $k_q$ from same lab in 757640	766014
	$\text{Fe}^{3+}$	$\text{H}_2\text{O}$	0.5 mol/L $\text{H}_2\text{SO}_4$	25	$2.7 \times 10^9$	SS/LUM; $\tau_0 = 0.60 \mu\text{s}$ (747635); OT; same $k_q$ from same lab in 766404	766014
	$\text{Fe}^{3+}$	$\text{H}_2\text{O}$	0.5 mol/L $\text{HClO}_4$	25	$2.3 \times 10^9$	SS/LUM; $\tau_0 = 0.60 \mu\text{s}$ (747635); OT; same $k_q$ from same lab in 757640	766014
	$\text{Fe}^{3+}$	$\text{H}_2\text{O}$	0.5 mol/L $\text{HCl}$	25	$2.7 \times 10^9$	SS/LUM; $\tau_0 = 0.60 \mu\text{s}$ (747635); OT	766014
	$\text{Fe}^{3+}$	$\text{H}_2\text{O}$	0.5 mol/L $\text{H}_2\text{SO}_4$		$2.7 \times 10^9$	FP/PCM/SST; $\tau_0 = 0.60$ $\mu\text{s}$ (766404); OT, ET?; $[\text{Q}]$ $\leq 0.002$ mol/L; $[\text{Fe}^{2+}] =$ $[\text{Fe}^{3+}]$ ; see Mech. [8]	80E224
	$\text{Fe}^{3+}$	$\text{H}_2\text{O}$	0.5 mol/L $\text{H}_2\text{SO}_4$		$2.7 \times 10^9$	SS/LUM; $\tau_0 = 0.60 \mu\text{s}$ (LP/LUM/SST); OT	82F048
	$\text{Fe}^{3+}$	$\text{H}_2\text{O}$	1 mol/L $\text{HClO}_4$		$2.9 \times 10^9$	SS/LUM; $\tau_0 = 0.62 \mu\text{s}$ (FP/LUM/SST); OT; same $k_q$ from same lab in 747159	767009
	$\text{Fe}^{3+}$	$\text{H}_2\text{O}$	1 mol/L $\text{KCl}$		$4.8 \times 10^9$	SS/LUM; $\tau_0 = 0.62 \mu\text{s}$ (LP/LUM/AVE); OT	85E218
	$\text{Fe}^{3+}$	$\text{H}_2\text{O}$	0.1 mol/L ACbuf; pH 5		$5.5 \times 10^8$	SS/LUM; OT	81N178
20.1.131.	$\text{Fe}(\text{bpy})_3^{2+}$	$\text{H}_2\text{O}$	$\mu = 0.5$ ( $\text{Na}_2\text{SO}_4$ )	25	$1.0 \times 10^9$	LP/LUM/SST; $\tau_0 = 0.60$ $\mu\text{s}$ ; ET; $[\text{Q}] \leq 0.005$ mol/L	80E040
20.1.132.	$\text{Fe}(\text{C}_5\text{H}_5)_2$	DMF	0.1 mol/L TBAB		$3.2 \times 10^9$	LP/LUM; $\tau_0 = 0.38 \mu\text{s}$ ; ET	85A093
	$\text{Fe}(\text{C}_5\text{H}_5)_2$	DMF	0.1 mol/L TBAC		$4.0 \times 10^9$	LP/LUM; $\tau_0 = 0.77 \mu\text{s}$ ; $[\text{Q}]$ $= (1-6.5) \times 10^{-4}$ mol/L; ET	85A093
	$\text{Fe}(\text{C}_5\text{H}_5)_2$	EtOH		25	$5.9 \times 10^9$	SS/LUM; $\tau_0 = \sim 0.9 \mu\text{s}$ (FL/LUM/SST); ET	756002
20.1.133.	$\text{Fe}(\text{C}_5\text{H}_5)[\text{C}_5\text{H}_4\text{C}(\text{O})\text{CH}_3]$	EtOH		25	$3.4 \times 10^9$	SS/LUM; $\tau_0 = \sim 0.9 \mu\text{s}$ (FL/LUM/SST); ET	756002
20.1.134.	$\text{Fe}(\text{C}_5\text{H}_5)[\text{C}_5\text{H}_4\text{C}(\text{O})\text{C}_6\text{H}_5]$	EtOH		25	$7.4 \times 10^9$	SS/LUM; $\tau_0 = \sim 0.9 \mu\text{s}$ (FL/LUM/SST); ET	756002

TABLE 20. Quenching of  $\text{Ru}(\text{bpy})_3^{2+}$  by inorganic compounds—Continued

No.	Quencher	Solvent	Solution Medium	$T/^\circ\text{C}$	$k_q$ /L mol <sup>-1</sup> s <sup>-1</sup>	Comments	Ref.
<b>20.1. <math>\text{Ru}(\text{bpy})_3^{2+}</math>—Continued</b>							
20.1.135.	$\text{Fe}(\text{CN})_6^{3-}$	$\text{H}_2\text{O}$	$\mu = 0$ (calc'd)	~21	$5.1 \times 10^{10}$	SS/LUM and LP/LUM/AVE; $\tau_0 = 0.60$ $\mu\text{s}$ (LP/LUM/AVE); $[\text{Q}] \leq 4 \times 10^{-4}$ mol/L; some SQ	766319
	$\text{Fe}(\text{CN})_6^{3-}$	$\text{H}_2\text{O}$	0.1 mol/L HCl; $\mu = 0.25$ (NaCl)	25	$5.6 \times 10^9$	LP/LUM/SST; OT	82A068
	$\text{Fe}(\text{CN})_6^{3-}$	$\text{H}_2\text{O}$	0.5 mol/L NaCl	25	$6.5 \times 10^9$	SS/LUM; $\tau_0 = 0.60$ $\mu\text{s}$ (747635); OT; $[\text{Q}] \leq 6 \times 10^{-4}$ mol/L	766014
	$\text{Fe}(\text{CN})_6^{3-}$	$\text{H}_2\text{O}$			$3.2 \times 10^{10}$	LP/LUM/SST; $\tau_0 = 0.59$ $\mu\text{s}$	85N164
	$\text{Fe}(\text{CN})_6^{3-}$	$\text{H}_2\text{O}$	$9.4 \times 10^{-5}$ mol/L PMA; pH 2		$3.2 \times 10^{10}$	LP/LUM/SST; $\tau_0 = 0.59$ $\mu\text{s}$	85N164
	$\text{Fe}(\text{CN})_6^{3-}$	$\text{H}_2\text{O}$	$9.4 \times 10^{-5}$ mol/L PMA; pH 8		$2.5 \times 10^9$	LP/LUM/SST	85N164
20.1.136.	$\text{Fe}(\text{CN})_6^{4-}$	$\text{H}_2\text{O}$	$\mu = 0$ (calc'd)	~21	$7.3 \times 10^{10}$	SS/LUM and LP/LUM/AVE; $\tau_0 = 0.60$ $\mu\text{s}$ (LP/LUM/AVE); ET?; $[\text{Q}] \leq 1 \times 10^{-4}$ mol/L; some SQ	766319
	$\text{Fe}(\text{CN})_6^{4-}$	$\text{H}_2\text{O}$	0.5 mol/L NaCl; pH 4	23	$3.3 \times 10^9$	SS/LUM; $\tau_0^{\text{air}} = 0.40$ $\mu\text{s}$ (746112); RT; $[\text{Q}] = (5-20) \times 10^{-4}$ mol/L	766027
	$\text{Fe}(\text{CN})_6^{4-}$	$\text{H}_2\text{O}$	$\mu = 0.001$ (NaCl)	25	$5.1 \times 10^{10}$	SS/LUM; $\tau_0 = 0.60$ $\mu\text{s}$ (LP/LUM/AVE); RT; $[\text{Q}] \leq 0.001$ mol/L; some SQ, see Mech. [11]	81A250
	$\text{Fe}(\text{CN})_6^{4-}$	$\text{H}_2\text{O}$	$\mu = 0.1$ (NaCl)	25	$7.2 \times 10^9$	SS/LUM; $\tau_0 = 0.60$ $\mu\text{s}$ (LP/LUM/AVE); RT; $[\text{Q}] \leq 0.0015$ mol/L; some SQ, see Mech. [11]	81A250
	$\text{Fe}(\text{CN})_6^{4-}$	$\text{H}_2\text{O}$	0.02 mol/L ACbuf; pH 5	25	$3.5 \times 10^9$	SS/LUM; $\tau_0 = 0.60$ $\mu\text{s}$ (747635); RT; $[\text{Q}] \leq 0.0045$ mol/L	766046
	$\text{Fe}(\text{CN})_6^{4-}$	$\text{H}_2\text{O}$	0.02 mol/L Pbuf; pH 5.2; $\mu = 0.5$ (NaCl)	25	$3.0 \times 10^9$	LP/LUM/SST; RT	82A068
	$\text{Fe}(\text{CN})_6^{4-}$	$\text{H}_2\text{O}$			$3.4 \times 10^{10}$	SL/LUM/SPC; $\tau_0^{\text{air}} = 0.39$ $\mu\text{s}$ ; $[\text{Q}] \leq 2 \times 10^{-4}$ mol/L; some SQ	85R098

TABLE 20. Quenching of Ru(bpy)<sub>3</sub><sup>2+</sup> by inorganic compounds—Continued

No.	Quencher	Solvent	Solution Medium	T/°C	$k_q$ /L mol <sup>-1</sup> s <sup>-1</sup>	Comments	Ref.
20.1.	Ru(bpy) <sub>3</sub> <sup>2+</sup> —Continued						
	Fe(CN) <sub>6</sub> <sup>4-</sup>	H <sub>2</sub> O	0.005 mol/L TRbuf; 0.05 mol/L NaCl; pH 7.2		$9.0 \times 10^9$	SL/LUM/SPC; $\tau_0^{\text{air}} = 0.41$ $\mu\text{s}$ ; $[Q] \leq 4 \times 10^{-4}$ mol/L; some SQ	85R098
	Fe(CN) <sub>6</sub> <sup>4-</sup>	H <sub>2</sub> O	0.005 mol/L TRbuf; 0.05 mol/L NaCl; [DNA- phosphate]/[S] = 40; pH 7.2		$7 \times 10^9$	SL/LUM/SPC; $\tau_0^{\text{air}} = 0.42$ $\mu\text{s}$	85R098
20.1.137.	Fe(CN) <sub>5</sub> (CO) <sup>3-</sup>	H <sub>2</sub> O	pH 4-5; $\mu = 0.50$ (NaCl)	25	$5 \times 10^6$	SS/LUM; $\tau_0 = 0.60$ $\mu\text{s}$ (766404); RT	776405
20.1.138.	Fe(CN) <sub>5</sub> (DMSO) <sup>3-</sup>	H <sub>2</sub> O	$1 \times 10^{-4}$ mol/L DMSO; pH 4-5; $\mu$ = 0.50 (NaCl)	25	$5.6 \times 10^7$	SS/LUM; $\tau_0 = 0.60$ $\mu\text{s}$ (766404); RT	776405
20.1.139.	Fe(CN) <sub>5</sub> (imidazole) <sup>3-</sup>	H <sub>2</sub> O	0.001 mol/L IMIDbuf; pH 4-5; $\mu = 0.50$ (NaCl)	25	$3.8 \times 10^9$	SS/LUM; $\tau_0 = 0.60$ $\mu\text{s}$ (766404); RT; $[Q] \leq 0.0012$ mol/L	776405
20.1.140.	Fe(CN) <sub>5</sub> (N-methylpyrazinium) <sup>2-</sup>	H <sub>2</sub> O	pH 4-5; $\mu = 0.50$ (NaCl)	25	$5.3 \times 10^9$	LP/LUM/AVE; OT, ET; $[Q] \leq 0.0015$ mol/L	776405
20.1.141.	Fe(CN) <sub>5</sub> (NO) <sup>2-</sup>	H <sub>2</sub> O	pH 4-5; $\mu = 0.50$ (NaCl)	25	$3.0 \times 10^9$	SS/LUM; $\tau_0 = 0.60$ $\mu\text{s}$ (766404); OT, ET; $[Q] \leq$ 0.0015 mol/L	776405
20.1.142.	Fe(CN) <sub>5</sub> (py) <sup>3-</sup>	H <sub>2</sub> O	0.001 mol/L PYbuf; pH 4-5; $\mu$ = 0.50 (NaCl)	25	$4.2 \times 10^9$	SS/LUM; $\tau_0 = 0.60$ $\mu\text{s}$ (766404); RT	776405
20.1.143.	Fe(CN) <sub>5</sub> (pyrazinecarboxylate) <sup>4-</sup>	H <sub>2</sub> O	pH 4-5; $\mu = 0.50$ (NaCl)	25	$1.9 \times 10^9$	LP/LUM/AVE; RT; $[Q] \leq$ 0.0016 mol/L	776405
20.1.144.	Fe(C <sub>2</sub> O <sub>4</sub> ) <sub>2</sub> <sup>-</sup>	H <sub>2</sub> O	0.05 mol/L H <sub>2</sub> SO <sub>4</sub>		$3.6 \times 10^9$	SS/LUM; $\tau_0 = 0.66$ $\mu\text{s}$ (LP/LUM/SST); OT?; $[Q] =$ (2-12) $\times 10^{-4}$ mol/L	737656
20.1.145.	Fe <sup>III</sup> (cytochrome c)	H <sub>2</sub> O	Pbuf; pH 7; $\mu =$ 0.1		$2.5 \times 10^8$	LP/LUM/SST; $\tau_0 = 0.57$ $\mu\text{s}$ ; OT; same $k_q$ from same lab in 84A242	82A280
	Fe <sup>III</sup> (cytochrome c)	H <sub>2</sub> O	Pbuf; pH 7		$> 2 \times 10^8$	LP/ABS/AVE; $\tau_0 = 0.60$ $\mu\text{s}$ (80E040); OT; $[Q] = (1-10)$ $\times 10^{-5}$ mol/L; 10.6% of Q as Fe <sup>II</sup>	84A306

TABLE 20. Quenching of  $\text{Ru}(\text{bpy})_3^{2+}$  by inorganic compounds—Continued

No.	Quencher	Solvent	Solution Medium	$T/^\circ\text{C}$	$k_q$ /L mol <sup>-1</sup> s <sup>-1</sup>	Comments	Ref.
<b>20.1. <math>\text{Ru}(\text{bpy})_3^{2+}</math>—Continued</b>							
20.1.146.	$\text{Fe}^{\text{III}}$ (cytochrome c)-(histidine-33) $\text{Ru}^{\text{III}}(\text{NH}_3)_5$	$\text{H}_2\text{O}$	Pbuf; pH 7; $\mu = 0.1$		$7.8 \times 10^8$	LP/LUM/SST; $\tau_0 = 0.57 \mu\text{s}$ ; OT (80% to $\text{Ru}^{\text{III}}$ and 20% to $\text{Fe}^{\text{III}}$ ); $[\text{Q}] \leq 0.0013 \text{ mol/L}$ ; same $k_q$ from same lab in 84	82A280
20.1.147.	$\text{Fe}(\text{NTA})$	$\text{H}_2\text{O}$	pH 2.6	22	$3.7 \times 10^9$	SS/LUM; $\tau_0 = 0.60 \mu\text{s}$ (766014); OT; $[\text{Q}] = (1-10) \times 10^{-4} \text{ mol/L}$	78A219
	$\text{Fe}(\text{NTA})$	$\text{H}_2\text{O}$	$2 \times 10^{-4} \text{ mol/L}$ NTA; pH 2.6-3.3	22	$3.7 \times 10^9$	SS/LUM; $\tau_0 = 0.60 \mu\text{s}$ (766014); OT; $[\text{Q}] \leq 0.002 \text{ mol/L}$	78A219
	$\text{Fe}(\text{NTA})$	$\text{H}_2\text{O}$	$2 \times 10^{-4} \text{ mol/L}$ NTA; pH 3.3	22	$4.1 \times 10^9$	SS/LUM; $\tau_0 = 0.60 \mu\text{s}$ (766014); OT; $[\text{Q}] \leq 0.002 \text{ mol/L}$	78A219
	$\text{Fe}(\text{NTA})$	$\text{H}_2\text{O}$	$2 \times 10^{-4} \text{ mol/L}$ NTA; pH 4.3	22	$4.3 \times 10^9$	SS/LUM; $\tau_0 = 0.60 \mu\text{s}$ (766014); OT; $[\text{Q}] \leq 0.002 \text{ mol/L}$	78A219
	$\text{Fe}(\text{NTA})$	$\text{H}_2\text{O}$	0.0054 mol/L PVS; pH 2.2	22	$3.4 \times 10^9$	SS/LUM; $\tau_0 = 0.60 \mu\text{s}$ (766014); OT; $[\text{Q}] \leq 0.002 \text{ mol/L}$	78A219
	$\text{Fe}(\text{NTA})$	$\text{H}_2\text{O}$	0.0054 mol/L PVS; pH 2.7	22	$2.7 \times 10^9$	SS/LUM; $\tau_0 = 0.60 \mu\text{s}$ (766014); OT; $[\text{Q}] \leq 0.002 \text{ mol/L}$	78A219
	$\text{Fe}(\text{NTA})$	$\text{H}_2\text{O}$	0.0054 mol/L PVS; $2 \times 10^{-4} - 0.0014 \text{ mol/L}$ NTA; pH 2.7-3.4	22	$2.0 \times 10^9$	SS/LUM; $\tau_0 = 0.60 \mu\text{s}$ (766014); OT; $[\text{Q}] \leq 0.002 \text{ mol/L}$	78A219
	$\text{Fe}(\text{NTA})$	$\text{H}_2\text{O}$	0.0054 mol/L PVS; $2 \times 10^{-4} \text{ mol/L}$ NTA; pH 3.8	22	$1.4 \times 10^9$	SS/LUM; $\tau_0 = 0.60 \mu\text{s}$ (766014); OT; $[\text{Q}] \leq 0.002 \text{ mol/L}$	78A219
	$\text{Fe}(\text{NTA})$	$\text{H}_2\text{O}$	0.0054 mol/L PVS; $2 \times 10^{-4} \text{ mol/L}$ NTA; pH 4.8	22	$6 \times 10^8$	SS/LUM; $\tau_0 = 0.60 \mu\text{s}$ (766014); OT; $[\text{Q}] \leq 0.002 \text{ mol/L}$	78A219
20.1.148.	$\text{Fe}(\text{pten})_3^{2+}$	$\text{H}_2\text{O}$	$\mu = 0.1$ (NaCl)	25	$1.1 \times 10^9$	LP/LUM/SST; $\tau_0 = 0.60 \mu\text{s}$ ; ET, OT?; $[\text{Q}] \leq 0.005 \text{ mol/L}$	80E040
20.1.149.	$\text{Hg}^{2+}$	$\text{H}_2\text{O}$	0.1 mol/L $\text{HClO}_4$ ; $\mu = 1.0$	21	$1.5 \times 10^8$	$\tau_0 = 0.60 \mu\text{s}$ ; OT	80A233

TABLE 20. Quenching of  $\text{Ru}(\text{bpy})_3^{2+}$  by inorganic compounds—Continued

No.	Quencher	Solvent	Solution Medium	$T/^\circ\text{C}$	$k_q$ /L mol <sup>-1</sup> s <sup>-1</sup>	Comments	Ref.
<b>20.1. <math>\text{Ru}(\text{bpy})_3^{2+}</math>—Continued</b>							
	$\text{Hg}^{2+}$	$\text{H}_2\text{O}$	0.05 mol/L $\text{HNO}_3$ ; $\mu = 0.663$ ( $\text{NaNO}_3$ )	~23	$6.7 \times 10^7$	LP/LUM/AVE; $\tau_0 = 0.61$ $\mu\text{s}$ ; OT	84A148
	$\text{Hg}^{2+}$	$\text{H}_2\text{O}$	0.05 mol/L $\text{HNO}_3$ ; $\mu = 0.5$ ( $\text{NaNO}_3$ )	~23	$2.1 \times 10^8$	LP/LUM/AVE; $\tau_0 = 0.59$ $\mu\text{s}$ ; OT	84A148
	$\text{Hg}^{2+}$	$\text{H}_2\text{O}$	0.5 mol/L $\text{H}_2\text{SO}_4$		$1.5 \times 10^8$	LP/LUM/SST; OT; $f =$ 0.32	82A111
	$\text{Hg}^{2+}$	$\text{H}_2\text{O}$	0.5 mol/L $\text{HClO}_4$ ; $\mu = 0.5$		$1.5 \times 10^8$	LP/LUM/SST; OT	82A111
	$\text{Hg}^{2+}$	$\text{H}_2\text{O}$	3 mol/L $\text{HCl}$ ; $\mu =$ 3.0		$1.9 \times 10^8$	LP/LUM/SST; OT; $f =$ <0.01	82A111
20.1.150.	$\text{HgCl}_2$	$\text{H}_2\text{O}$	0.1 mol/L $\text{HClO}_4$ ; $\mu = 1.0$	21	$3.8 \times 10^8$	$\tau_0 = 0.60$ $\mu\text{s}$ ; OT	80A233
	$\text{HgCl}_2$	$\text{H}_2\text{O}$	0.01 mol/L $\text{HNO}_3$ ; 0.09 mol/L $\text{NaNO}_3$		$1.7 \times 10^8$	LP/LUM/AVE; $\tau_0 = 0.63$ $\mu\text{s}$ ; OT	84A077
	$\text{HgCl}_2$	$\text{H}_2\text{O}$	0.01 mol/L $\text{HNO}_3$ ; 0.99 mol/L $\text{NaNO}_3$		$2.3 \times 10^8$	LP/LUM/AVE; $\tau_0 = 0.63$ $\mu\text{s}$ ; OT	84A077
	$\text{HgCl}_2$	$\text{H}_2\text{O}$	0.01 mol/L $\text{HNO}_3$ ; 0.01 mol/L SLS		$3.8 \times 10^6$	LP/LUM/AVE; $\tau_0 = 0.78$ $\mu\text{s}$ ; OT	84N034
	$\text{HgCl}_2$	$\text{H}_2\text{O}$	0.01 mol/L $\text{HNO}_3$ ; 0.1 mol/L $\text{NaNO}_3$ ; 0.01 mol/L SLS		$1.8 \times 10^6$	LP/LUM/AVE; $\tau_0 = 0.77$ $\mu\text{s}$ ; OT	84N034
20.1.151.	$\text{HgCl}_2^-$	$\text{H}_2\text{O}$	0.01 mol/L $\text{HNO}_3$ ; [ $\text{NaNO}_3$ ] + [ $\text{NaCl}$ ] $= 0.99$ mol/L		$1.7 \times 10^9$	LP/LUM/AVE; $\tau_0 = 0.63$ $\mu\text{s}$ ; OT; $k_q$ from $\text{Cl}^-$ titration at fixed [ $\text{Hg}^{\text{II}}$ ] <sub>tot</sub>	84A077
	$\text{HgCl}_3^-$	$\text{H}_2\text{O}$	0.01 mol/L $\text{HNO}_3$ ; 0.1 mol/L $\text{NaNO}_3$ ; 0.01 mol/L SLS		$<6 \times 10^4$	LP/LUM/AVE; $\tau_0 = 0.77$ $\mu\text{s}$ ; $k_q$ from $\text{Cl}^-$ titration at fixed [ $\text{Hg}^{\text{II}}$ ] <sub>tot</sub>	84N034
20.1.152.	$\text{HgCl}_4^{2-}$	$\text{H}_2\text{O}$	0.01 mol/L $\text{HNO}_3$ ; [ $\text{NaNO}_3$ ] + [ $\text{NaCl}$ ] $= 0.99$ mol/L		$3.7 \times 10^7$	LP/LUM/AVE; $\tau_0 = 0.63$ $\mu\text{s}$ ; OT; $k_q$ from $\text{Cl}^-$ titration at fixed [ $\text{Hg}^{\text{II}}$ ] <sub>tot</sub>	84A077
20.1.153.	$\text{I}^-$	$\text{H}_2\text{O}$	$\mu = 0$ (calc'd)	~21	$1 \times 10^9$	SS/LUM; $\tau_0 = 0.60$ $\mu\text{s}$ (LP/LUM/AVE); [ $\text{Q}$ ] = 0.5-0.7 mol/L	766319
20.1.154.	$\text{In}^{3+}$	$\text{H}_2\text{O}$	0.3 mol/L $\text{HCl}$		$7.7 \times 10^9$	SL/LUM/SPC, SS/LUM	85S227



TABLE 20. Quenching of  $\text{Ru}(\text{bpy})_3^{2+}$  by inorganic compounds—Continued

No.	Quencher	Solvent	Solution Medium	$T/^\circ\text{C}$	$k_q$ /L mol <sup>-1</sup> s <sup>-1</sup>	Comments	Ref.
<b>20.1. <math>\text{Ru}(\text{bpy})_3^{2+}</math>—Continued</b>							
20.1.155.	$\text{IrCl}_6^{3-}$	$\text{H}_2\text{O}$	0.0035 mol/L KCl	~22	$1.2 \times 10^{10}$	SL/LUM/SST; $\tau_0^{\text{air}} = 0.40$ $\mu\text{s}$ ; $[\text{Q}] = (2-5) \times 10^{-4}$ mol/L	746112
	$\text{IrCl}_6^{3-}$	$\text{H}_2\text{O}$	0.1 mol/L HCl; $\mu$ = 0.25 (NaCl)	25	$8.3 \times 10^8$	LP/LUM/SST; RT; $\Delta V^\ddagger =$ $1.1 \times 10^{-3}$ L/mol (0.1-300 MPa)	82A068
	$\text{IrCl}_6^{3-}$	MF	0.0035 mol/L $\text{NH}_4\text{Cl}$	~22	$2 \times 10^9$	SL/LUM/SST; $\tau_0^{\text{air}} = 0.31$ $\mu\text{s}$ ; $[\text{Q}] = (2-5) \times 10^{-4}$ mol/L	746112
20.1.156.	$\text{M}_2(\text{TMePyP})^{5+}$	$\text{H}_2\text{O}$	0.01 mol/L Pbuf; pH 7		$2.8 \times 10^{10}$	SS/LUM; $\tau_0 = 0.6$ $\mu\text{s}$ (78Z170); OT?; $[\text{Q}] = (1-5)$ $\times 10^{-5}$ mol/L	86F171
20.1.157.	$\text{Mo}(\text{CN})_8^{4-}$	$\text{H}_2\text{O}$	0.01 mol/L KCl	~22	$9 \times 10^6$	SL/LUM/SST; $\tau_0^{\text{air}} = 0.40$ $\mu\text{s}$ ; $[\text{Q}] = (1-10) \times 10^{-4}$ mol/L; also SQ	746112
	$\text{Mo}(\text{CN})_8^{4-}$	$\text{H}_2\text{O}$	0.5 mol/L NaCl; pH 4	23	$3.4 \times 10^8$	SS/LUM; $\tau_0^{\text{air}} = 0.40$ $\mu\text{s}$ (746112); RT; $[\text{Q}] = (5-80)$ $\times 10^{-4}$ mol/L	766027
	$\text{Mo}(\text{CN})_8^{4-}$	$\text{H}_2\text{O}$	0.1 mol/L HCl; $\mu$ = 0.25 (NaCl)	25	$6.3 \times 10^8$	LP/LUM/SST; RT; $\Delta V^\ddagger =$ $2.5 \times 10^{-2}$ L/mol (0.1-300 MPa)	82A068
	$\text{Mo}(\text{CN})_8^{4-}$	MF	0.01 mol/L $\text{NH}_4\text{Cl}$	~22	$4 \times 10^9$	SL/LUM/SST; $\tau_0^{\text{air}} = 0.31$ $\mu\text{s}$ ; $[\text{Q}] = (2-10) \times 10^{-4}$ mol/L	746112
20.1.158.	$\text{NO}_3^-$	$\text{H}_2\text{O}$	$\mu = 0$ (calc'd)	~21	$< 4 \times 10^5$	SS/LUM; $\tau_0 = 0.60$ $\mu\text{s}$ (LP/LUM/AVE); $[\text{Q}] = 0.1$ mol/L	766319
20.1.159.	$\text{Ni}^{2+}$	$\text{H}_2\text{O}$	$\mu = 0$ (calc'd)	~21	$6 \times 10^5$	SS/LUM; $\tau_0 = 0.60$ $\mu\text{s}$ (LP/LUM/AVE); $[\text{Q}] =$ 0.05-0.07 mol/L	766319
20.1.160.	$\text{Ni}(\text{acac})_2$	MeOH		~21	$2.7 \times 10^7$	SS/LUM; $\tau_0 = 0.77$ $\mu\text{s}$ (LP/LUM/AVE); ET; $[\text{Q}] =$ 0.001-0.007 mol/L	766319
20.1.161.	$\text{Ni}(\text{CN})_4^{2-}$	$\text{H}_2\text{O}$	$\mu = 0$ (calc'd)	~21	$2.8 \times 10^{10}$	SS/LUM and LP/LUM/AVE; $\tau_0 = 0.60$ $\mu\text{s}$ (LP/LUM/AVE); ET?; $[\text{Q}] \leq 5 \times 10^{-4}$ mol/L; some SQ	766319

TABLE 20. Quenching of Ru(bpy)<sub>3</sub><sup>2+</sup> by inorganic compounds—Continued

No.	Quencher	Solvent	Solution Medium	T/°C	$k_q$ /L mol <sup>-1</sup> s <sup>-1</sup>	Comments	Ref.
<b>20.1.</b>	<b>Ru(bpy)<sub>3</sub><sup>2+</sup>—Continued</b>						
	Ni(CN) <sub>4</sub> <sup>2-</sup>	H <sub>2</sub> O	0.5 mol/L NaCl; pH 4	23	$5.6 \times 10^9$	SS/LUM; $\tau_0^{\text{air}} = 0.40 \mu\text{s}$ (746112); ET or RT; [Q] = (5-15) $\times 10^{-4}$ mol/L	766027
20.1.162.	Ni[S <sub>2</sub> C <sub>2</sub> (C <sub>6</sub> H <sub>5</sub> ) <sub>2</sub> ] <sub>2</sub>	DMF			$1.3 \times 10^{10}$	SL/LUM/SPC, SS/LUM; OT; $f = 0.35$ ; [Q] $\leq 3 \times 10^{-5}$ mol/L	86A133
	Ni[S <sub>2</sub> C <sub>2</sub> (C <sub>6</sub> H <sub>5</sub> ) <sub>2</sub> ] <sub>2</sub>	DMF	$\mu = 0.10$ (TEAP)		$1.3 \times 10^{10}$	SL/LUM/SPC, SS/LUM; OT; $f = 0.35$ ; [Q] $\leq 3 \times 10^{-5}$ mol/L	86A133
	Ni[S <sub>2</sub> C <sub>2</sub> (C <sub>6</sub> H <sub>5</sub> ) <sub>2</sub> ] <sub>2</sub>	THF/H <sub>2</sub> O (10/1)			$8.5 \times 10^9$	SS/LUM; $\tau_0 = 0.80 \mu\text{s}$ (LP/LUM/SST); OT; [Q] $\leq 3.5 \times 10^{-4}$ mol/L	82N184
20.1.163.	Ni[S <sub>2</sub> C <sub>2</sub> (C <sub>6</sub> H <sub>5</sub> ) <sub>2</sub> ] <sub>2</sub> <sup>-</sup>	AN			$4.7 \times 10^{10}$	SS/LUM	82N184
20.1.164.	Ni[S <sub>2</sub> C <sub>2</sub> (CN) <sub>2</sub> ] <sub>2</sub> <sup>2-</sup>	AN			$1.0 \times 10^{11}$	LP/LUM/SST, SS/LUM; $\tau_0$ = 1.0 $\mu\text{s}$ ; RT; [Q] $\leq 2.5 \times 10^{-5}$ mol/L	83E621
	Ni[S <sub>2</sub> C <sub>2</sub> (CN) <sub>2</sub> ] <sub>2</sub> <sup>2-</sup>	AN			$1.2 \times 10^{11}$	SL/LUM/SPC, SS/LUM; RT or ET	86A133
	Ni[S <sub>2</sub> C <sub>2</sub> (CN) <sub>2</sub> ] <sub>2</sub> <sup>2-</sup>	AN	$\mu = 0.001$ (TEAP)		$8.5 \times 10^{10}$	SL/LUM/SPC, SS/LUM; RT or ET	86A133
	Ni[S <sub>2</sub> C <sub>2</sub> (CN) <sub>2</sub> ] <sub>2</sub> <sup>2-</sup>	AN	$\mu = 0.01$ (TEAP)		$2.9 \times 10^{10}$	SL/LUM/SPC; RT or ET; some SQ	86A133
	Ni[S <sub>2</sub> C <sub>2</sub> (CN) <sub>2</sub> ] <sub>2</sub> <sup>2-</sup>	AN	$\mu = 0.10$ (TEAP)		$1.4 \times 10^{10}$	SL/LUM/SPC; RT or ET; some SQ	86A133
	Ni[S <sub>2</sub> C <sub>2</sub> (CN) <sub>2</sub> ] <sub>2</sub> <sup>2-</sup>	DMF			$4.1 \times 10^{10}$	SL/LUM/SPC, SS/LUM; RT or ET; [Q] $\leq 3.5 \times 10^{-5}$ mol/L	86A133
	Ni[S <sub>2</sub> C <sub>2</sub> (CN) <sub>2</sub> ] <sub>2</sub> <sup>2-</sup>	DMF	$\mu = 0.001$ (TEAP)		$2.9 \times 10^{10}$	SL/LUM/SPC, SS/LUM; RT or ET	86A133
	Ni[S <sub>2</sub> C <sub>2</sub> (CN) <sub>2</sub> ] <sub>2</sub> <sup>2-</sup>	DMF	$\mu = 0.01$ (TEAP)		$1.6 \times 10^{10}$	SL/LUM/SPC, SS/LUM; RT or ET	86A133
	Ni[S <sub>2</sub> C <sub>2</sub> (CN) <sub>2</sub> ] <sub>2</sub> <sup>2-</sup>	DMF	$\mu = 0.10$ (TEAP)		$7.5 \times 10^9$	SL/LUM/SPC; RT or ET; [Q] $\leq 3.5 \times 10^{-5}$ mol/L; some SQ	86A133
	Ni[S <sub>2</sub> C <sub>2</sub> (CN) <sub>2</sub> ] <sub>2</sub> <sup>2-</sup>	DMF	$\mu = 0.25$ (TEAP)		$5 \times 10^9$	SL/LUM/SPC; RT or ET; some SQ	86A133
	Ni[S <sub>2</sub> C <sub>2</sub> (CN) <sub>2</sub> ] <sub>2</sub> <sup>2-</sup>	H <sub>2</sub> O			$2.0 \times 10^{10}$	LP/LUM/SST; $\tau_0 = 0.60 \mu\text{s}$ ; RT; [Q] $\leq 9 \times 10^{-6}$ mol/L; some SQ	83E621

TABLE 20. Quenching of Ru(bpy)<sub>3</sub><sup>2+</sup> by inorganic compounds—Continued

No.	Quencher	Solvent	Solution Medium	T/°C	$k_q$ /L mol <sup>-1</sup> s <sup>-1</sup>	Comments	Ref.
<b>20.1. Ru(bpy)<sub>3</sub><sup>2+</sup>—Continued</b>							
	Ni[ <sub>3</sub> 2C <sub>2</sub> (CN) <sub>2</sub> ] <sub>2</sub> <sup>2-</sup>	MF			$5.8 \times 10^9$	LP/LUM/SST, SS/LUM; $\tau_0$ = 0.90 $\mu$ s; RT	83E621
	Ni[ <sub>3</sub> 2C <sub>2</sub> (CN) <sub>2</sub> ] <sub>2</sub> <sup>2-</sup>	MeOH			$6.7 \times 10^{10}$	LP/LUM/SST; $\tau_0$ = 0.71 $\mu$ s; RT; [Q] $\leq 6.5 \times 10^{-5}$ mol/L; some SQ	83E621
20.1.165.	O <sub>2</sub>	AN	0.1 mol/L TBAC		$6.8 \times 10^8$	LP/LUM; $\tau_0$ = 0.74 $\mu$ s; $p_Q$ = (2-10) $\times 10^4$ Pa; ET	85A093
	O <sub>2</sub>	H <sub>2</sub> O		16-18	$1.7 \times 10^9$	LP/LUM/SST; $\tau_0$ = 0.56 $\mu$ s; ET; $p_Q$ = 1 $\times 10^5$ Pa	80E566
	O <sub>2</sub>	H <sub>2</sub> O		16-18	$1.6 \times 10^9$	LP/LUM/SST; $\tau_0$ = 0.51 $\mu$ s; ET; $p_Q$ = 1 $\times 10^5$ Pa; $p_{app}$ = 2.3 $\times 10^8$ Pa	80E566
	O <sub>2</sub>	H <sub>2</sub> O		18	$2.6 \times 10^9$	SS/LUM; $\tau_0$ = 0.60 $\mu$ s (SL/LUM/SPC, LP/LUM/SST); ET; [Q] = 3 $\times 10^{-4}$ mol/L	86S150
	O <sub>2</sub>	H <sub>2</sub> O		22	$3.7 \times 10^9$	SS/LUM; $\tau_0$ = 0.60 $\mu$ s (766014); OT?; [Q] = (2.5-13) $\times 10^{-4}$ mol/L; same $k_q$ from same lab in 776406	78A219
	O <sub>2</sub>	H <sub>2</sub> O	0.0065 mol/L PVS	22	$2.7 \times 10^9$	SS/LUM; $\tau_0$ = 0.60 $\mu$ s (766014); OT?; [Q] = (2.5-13) $\times 10^{-4}$ mol/L	78A219
	O <sub>2</sub>	H <sub>2</sub> O		25	$3.3 \times 10^9$	SS/LUM; $\tau_0$ = 0.60 $\mu$ s (747635); [Q] $\leq 0.0015$ mol/L; same $k_q$ from same lab in 766404	766014
	O <sub>2</sub>	H <sub>2</sub> O	0.5 mol/L HCl	25	$3.0 \times 10^9$	SS/LUM; $\tau_0$ = 0.60 $\mu$ s (766014); OT; $p_Q \leq 1.0 \times 10^5$ Pa	80F402
	O <sub>2</sub>	H <sub>2</sub> O	ACbuf; pH 4.6	25	$3.2 \times 10^9$	SS/LUM; $\tau_0$ = 0.60 $\mu$ s (766014); OT; $p_Q$ = (2-10) $\times 10^4$ Pa	81F401
	O <sub>2</sub>	H <sub>2</sub> O	0.05 mol/L H <sub>2</sub> SO <sub>4</sub>	~26	$3.5 \times 10^9$	SS/LUM; $\tau_0$ = 0.60 $\mu$ s (76F936); OT, ET	767179
	O <sub>2</sub>	H <sub>2</sub> O			$3.2 \times 10^9$	SS/LUM; $\tau_0$ = 0.66 $\mu$ s (LP/LUM/SST); ET; $p_Q$ = (2-10) $\times 10^4$ Pa; same $k_q$ from same lab in 737658	737656
	O <sub>2</sub>	H <sub>2</sub> O			$3.0 \times 10^9$	LP/LUM/SST; $\tau_0$ = 0.59 $\mu$ s	85N164

TABLE 20. Quenching of  $\text{Ru}(\text{bpy})_3^{2+}$  by inorganic compounds—Continued

No.	Quencher	Solvent	Solution Medium	$T/^\circ\text{C}$	$k_q$ /L mol <sup>-1</sup> s <sup>-1</sup>	Comments	Ref.
<b>20.1. <math>\text{Ru}(\text{bpy})_3^{2+}</math>—Continued</b>							
	$\text{O}_2$	$\text{H}_2\text{O}$	$9.4 \times 10^{-5}$ mol/L PMA; pH 2		$2.9 \times 10^9$	LP/LUM/SST; $\tau_0 = 0.59 \mu\text{s}$	85N164
	$\text{O}_2$	$\text{H}_2\text{O}$	$9.4 \times 10^{-5}$ mol/L PMA; pH 7		$1.8 \times 10^9$	LP/LUM/SST; $\tau_0 = 0.67 \mu\text{s}$	85N164
	$\text{O}_2$	$\text{H}_2\text{O}$	$9.4 \times 10^{-5}$ mol/L PMA; pH 9		$2.9 \times 10^9$	LP/LUM/SST; $\tau_0 = 0.59 \mu\text{s}$	85N164
	$\text{O}_2$	$\text{H}_2\text{O}$	0.11% PVS		$2.7 \times 10^9$	SS/LUM; $\tau_0 = 0.60 \mu\text{s}$ (766404); $p_Q = (2-10) \times 10^4$ Pa	776406
	$\text{O}_2$	MeOH		~21	$1.7 \times 10^9$	SS/LUM; $\tau_0 = 0.81 \mu\text{s}$ (LP/LUM/SST); ET; same $k_q$ from same lab in 777221	737658
	$\text{O}_2$	MeOH			$1.6 \times 10^9$	LP/LUM/SST; $\tau_0 = 0.63 \mu\text{s}$ ; ET	84F005
20.1.166.	$\text{Os}(\text{bpy})_3^{2+}$	$\text{H}_2\text{O}$	$\mu = 0.1$ (NaCl)	25	$1.5 \times 10^9$	LP/LUM/SST; $\tau_0 = 0.60 \mu\text{s}$ ; ET, RT; $[Q] \leq 0.005$ mol/L	80E040
20.1.167.	$\text{Os}(\text{tpy})_3^{3+}$	$\text{H}_2\text{O}$	0.4 mol/L NaCl, 0.1 mol/L HCl	25	$3.8 \times 10^9$	SS/LUM; $\tau_0 = 0.60 \mu\text{s}$ (747635); OT; $[Q] \leq 6 \times 10^{-4}$ mol/L	766014
20.1.168.	$\text{Os}(\text{C}_5\text{H}_5)[\text{C}_5\text{H}_4\text{C}(\text{O})\text{CH}_3]$	EtOH		25	$<1 \times 10^7$	SS/LUM; $\tau_0 = \sim 0.9 \mu\text{s}$ (FL/LUM/SST)	756002
20.1.169.	$\text{Os}(\text{CN})_6^{1-}$	$\text{H}_2\text{O}$	0.5 mol/L NaCl; pH 4	23	$1.2 \times 10^9$	SS/LUM; $\tau_0^{\text{air}} = 0.40 \mu\text{s}$ (746112); RT; $[Q] = (5-40) \times 10^{-4}$ mol/L	766027
	$\text{Os}(\text{CN})_6^{1-}$	$\text{H}_2\text{O}$	0.1 mol/L HCl; $\mu = 0.25$ (NaCl)	25	$8.4 \times 10^8$	LP/LUM/SST; RT; $\Delta V^\ddagger = 6.8 \times 10^{-3}$ L/mol (0.1-300 MPa)	82A068
20.1.170.	<i>trans</i> - $\text{Os}(\text{en})_2\text{Cl}_2^+$	$\text{H}_2\text{O}$	0.13 mol/L HCl, 0.37 mol/L NaCl; $\mu = 0.5$	25	$5.2 \times 10^7$	SS/LUM; $\tau_0 = 0.6 \mu\text{s}$ ; $[Q] \leq 0.0075$ mol/L	80F334
20.1.171.	<i>cis</i> - $\text{Os}(\text{en})_2\text{H}_2\text{O}^{2+}$	$\text{H}_2\text{O}$	0.13 mol/L HCl, 0.37 mol/L NaCl; $\mu = 0.5$	25	$2.3 \times 10^8$	SS/LUM; $\tau_0 = 0.6 \mu\text{s}$ ; $[Q] \leq 0.0064$ mol/L	80F334
20.1.172.	<i>trans</i> - $\text{Os}(\text{en})_2\text{O}_2^{2+}$	$\text{H}_2\text{O}$	0.13 mol/L HCl, 0.37 mol/L NaCl; $\mu = 0.5$	25	$1.7 \times 10^9$	SS/LUM; $\tau_0 = 0.6 \mu\text{s}$ ; OT?; $[Q] \leq 0.001$ mol/L	80F334

TABLE 20. Quenching of  $\text{Ru}(\text{bpy})_3^{2+}$  by inorganic compounds—Continued

No.	Quencher	Solvent	Solution Medium	$T/^\circ\text{C}$	$k_q$ /L mol <sup>-1</sup> s <sup>-1</sup>	Comments	Ref.
<b>20.1. <math>\text{Ru}(\text{bpy})_3^{2+}</math>—Continued</b>							
20.1.173.	$\text{Os}(\text{NH}_3)_6^{3+}$	$\text{H}_2\text{O}$	0.5 mol/L $\text{H}_2\text{SO}_4$ ; $\mu = 0.5$	25	$\leq 1.4 \times 10^7$	SS/LUM or LP/LUM/SST; $\tau_0 = 0.60 \mu\text{s}$ (766404); OT, ET; $[\text{Q}] = (3-200) \times 10^{-4}$ mol/L	82A145
20.1.174.	$\text{Os}(\text{NH}_3)_5\text{Cl}^{2+}$	$\text{H}_2\text{O}$	0.5 mol/L $\text{H}_2\text{SO}_4$ ; $\mu = 0.5$	25	$\leq 4 \times 10^7$	SS/LUM or LP/LUM/SST; $\tau_0 = 0.60 \mu\text{s}$ (766404); OT, ET; $[\text{Q}] = (3-200) \times 10^{-4}$ mol/L	82A145
20.1.175.	$\text{Os}(\text{NH}_3)_5(\text{H}_2\text{O})^{3+}$	$\text{H}_2\text{O}$	0.5 mol/L $\text{H}_2\text{SO}_4$ ; $\mu = 0.5$	25	$\leq 7 \times 10^6$	SS/LUM or LP/LUM/SST; $\tau_0 = 0.60 \mu\text{s}$ (766404); OT, ET; $[\text{Q}] = (3-200) \times 10^{-4}$ mol/L	82A145
20.1.176.	$\text{Os}(\text{NH}_3)_5\text{I}^{2+}$	$\text{H}_2\text{O}$	0.5 mol/L $\text{H}_2\text{SO}_4$ ; $\mu = 0.5$	25	$3.2 \times 10^8$	SS/LUM or LP/LUM/SST; $\tau_0 = 0.60 \mu\text{s}$ (766404); ET; $[\text{Q}] = (3-200) \times 10^{-4}$ mol/L	82A145
20.1.177.	$\text{Os}(\text{NH}_3)_5(\text{N}_2)^{2+}$	$\text{H}_2\text{O}$	0.5 mol/L $\text{H}_2\text{SO}_4$ ; $\mu = 0.5$	25	$9 \times 10^7$	SS/LUM or LP/LUM/SST; $\tau_0 = 0.60 \mu\text{s}$ (766404); RT; $[\text{Q}] = (3-200) \times 10^{-4}$ mol/L	82A145
20.1.178.	$\text{Pd}(\text{CN})_4^{2-}$	$\text{H}_2\text{O}$	0.5 mol/L NaCl; pH 4	23	$< 1 \times 10^6$	SS/LUM; $\tau_0^{\text{air}} = 0.40 \mu\text{s}$ (746112); $[\text{Q}] = 0.05$ mol/L	766027
20.1.179.	$\text{PtBr}_4^{2-}$	$\text{H}_2\text{O}$	$\mu = 2$ ( $\text{HClO}_4$ )		$4.5 \times 10^9$	LP/LUM/SST, SS/LUM; $\tau_0^{\text{air}} = 0.38 \mu\text{s}$ ; ET	83E719
20.1.180.	$\text{PtBr}_6^{2-}$	$\text{H}_2\text{O}$	$\mu = 2$ ( $\text{HClO}_4$ )		$6.1 \times 10^9$	LP/LUM/SST; $\tau_0^{\text{air}} = 0.38$ $\mu\text{s}$ ; OT; $[\text{Q}] \leq 0.001$ mol/L	83A403
20.1.181.	$\text{Pt}(\text{CN})_4^{2-}$	$\text{H}_2\text{O}$	$\mu = 0$ (calc'd)	~21	$< 7 \times 10^7$	SS/LUM; $\tau_0 = 0.60 \mu\text{s}$ (LP/LUM/AVE); $[\text{Q}] =$ 0.006-0.017 mol/L	766319
	$\text{Pt}(\text{CN})_6^{2-}$	$\text{H}_2\text{O}$	0.5 mol/L NaCl; pH 4	23	$< 1 \times 10^6$	SS/LUM; $\tau_0^{\text{air}} = 0.40 \mu\text{s}$ (746112); $[\text{Q}] = 0.05$ mol/L	766027
20.1.182.	$\text{Pt}(\text{C}_2\text{O}_4)_2^{2-}$	$\text{H}_2\text{O}$	$\mu = 2$ ( $\text{HClO}_4$ )		$< 2 \times 10^7$	LP/LUM/SST, SS/LUM; $\tau_0^{\text{air}} = 0.38 \mu\text{s}$	83E719
20.1.183.	$\text{PtCl}_4^{2-}$	DMF	0.0018 mol/L $\text{NH}_4\text{Cl}$	~22	$1.5 \times 10^{10}$	SL/LUM/SST; $\tau_0^{\text{air}} = 0.32$ $\mu\text{s}$ ; $[\text{Q}] = (1-5) \times 10^{-4}$ mol/L; also SQ	746112

TABLE 20. Quenching of  $\text{Ru}(\text{bpy})_3^{2+}$  by inorganic compounds—Continued

No.	Quencher	Solvent	Solution Medium	T/°C	$k_q$ /L mol <sup>-1</sup> s <sup>-1</sup>	Comments	Ref.
<b>20.1. <math>\text{Ru}(\text{bpy})_3^{2+}</math>—Continued</b>							
	$\text{PtCl}_4^{2-}$	$\text{H}_2\text{O}$	$\mu = 0$ (calc'd)	~21	$1.5 \times 10^{10}$	SS/LUM and LP/LUM/AVE; $\tau_0 = 0.60$ $\mu\text{s}$ (LP/LUM/AVE); ET; $[\text{Q}] \leq 6 \times 10^{-4}$ mol/L; some SQ	766319
	$\text{PtCl}_4^{2-}$	$\text{H}_2\text{O}$	0.0018 mol/L KCl	~22	$1.0 \times 10^{10}$	SL/LUM/SST; $\tau_0^{\text{air}} = 0.40$ $\mu\text{s}$ ; $[\text{Q}] = (1.5) \times 10^{-4}$ mol/L	746112
	$\text{PtCl}_4^{2-}$	$\text{H}_2\text{O}$	0.17 mol/L $\text{Na}_2\text{SO}_4$ ; $\mu = 0.5$	25	$2.6 \times 10^9$	SS/LUM or LP/LUM/SST; same $k_q$ from same lab in 79A317	81N003
	$\text{PtCl}_4^{2-}$	$\text{H}_2\text{O}$	0.001 mol/L $\text{HClO}_4$		$6.5 \times 10^9$	SS/LUM, LP/LUM/SST; $\tau_0 = 0.69$ $\mu\text{s}$ ; ET; $[\text{Q}] = (2-12) \times 10^{-4}$ mol/L	717111
	$\text{PtCl}_4^{2-}$	$\text{H}_2\text{O}$	$\mu = 2$ ( $\text{HClO}_4$ )		$1.4 \times 10^9$	LP/LUM/SST, SS/LUM; $\tau_0^{\text{air}} = 0.38$ $\mu\text{s}$ ; ET	83E719
	$\text{PtCl}_4^{2-}$	MF	0.0018 mol/L $\text{NH}_4\text{Cl}$	~22	$8 \times 10^8$	SL/LUM/SST; $\tau_0^{\text{air}} = 0.31$ $\mu\text{s}$ ; $[\text{Q}] = (1.5) \times 10^{-4}$ mol/L	746112
20.1.184.	$\text{PtCl}_6^{2-}$	$\text{H}_2\text{O}$	$\mu = 0$ (calc'd)	~21	$3.4 \times 10^{10}$	SS/LUM; $\tau_0 = 0.60$ $\mu\text{s}$ (LP/LUM/AVE); OT, ET?; $[\text{Q}] = (4-13) \times 10^{-5}$ mol/L	766319
	$\text{PtCl}_6^{2-}$	$\text{H}_2\text{O}$	0.17 mol/L $\text{Na}_2\text{SO}_4$ ; $\mu = 0.5$	25	$7.2 \times 10^9$	SS/LUM or LP/LUM/SST; same $k_q$ from same lab in 79A317	81N003
	$\text{PtCl}_6^{2-}$	$\text{H}_2\text{O}$	$\mu = 2$ ( $\text{HClO}_4$ )		$3.9 \times 10^9$	LP/LUM/SST; $\tau_0^{\text{air}} = 0.38$ $\mu\text{s}$ ; OT; $[\text{Q}] \leq 0.001$ mol/L	83A403
20.1.185.	$\text{PtF}_6^{2-}$	$\text{H}_2\text{O}$	$\mu = 2$ ( $\text{HClO}_4$ )		$3.2 \times 10^8$	LP/LUM/SST; $\tau_0^{\text{air}} = 0.38$ $\mu\text{s}$ ; OT; $[\text{Q}] \leq 0.001$ mol/L	83A403
20.1.186.	$\text{Pt}(\text{NH}_3)_3\text{Br}_2^{2+}$	$\text{H}_2\text{O}$	$\mu = 0.02$ ( $\text{HClO}_4$ or $\text{H}_2\text{SO}_4$ )		$1 \times 10^9$	EMI, OT	85A469
20.1.187.	$\text{Pt}(\text{NH}_3)_5\text{Br}^{3+}$	$\text{H}_2\text{O}$	$\mu = 0.1$ ( $\text{HClO}_4$ or $\text{H}_2\text{SO}_4$ )		$1 \times 10^9$	EMI, OT	85A469
20.1.188.	$\text{Pt}(\text{NH}_3)_4\text{Cl}_2^{2+}$	$\text{H}_2\text{O}$	$\mu = 0.02$ ( $\text{HClO}_4$ or $\text{H}_2\text{SO}_4$ )		$8 \times 10^8$	EMI, OT	85A469
20.1.189.	$\text{Pt}(\text{NH}_3)_5\text{Cl}^{3+}$	$\text{H}_2\text{O}$	$\mu = 0.1$ ( $\text{HClO}_4$ or $\text{H}_2\text{SO}_4$ )		$3 \times 10^8$	EMI, OT	85A469
20.1.190.	$\text{Pt}[\text{S}_2\text{C}_2(\text{C}_6\text{H}_5)_2]_2$	DMF			$1.3 \times 10^{10}$	SL/LUM/SPC, SS/LUM; OT; $f = 0.35$	86A133

TABLE 20. Quenching of  $\text{Ru}(\text{bpy})_3^{2+}$  by inorganic compounds—Continued

No.	Quencher	Solvent	Solution Medium	$T/^\circ\text{C}$	$k_q$ /L mol <sup>-1</sup> s <sup>-1</sup>	Comments	Ref.
<b>20.1. <math>\text{Ru}(\text{bpy})_3^{2+}</math>—Continued</b>							
20.1.191.	$\text{Pt}[\text{S}_2\text{C}_2(\text{CN})_2]_2^{2-}$	DMF	$\mu = 0.001$ (TEAP)		$2.0 \times 10^{10}$	SL/LUM/SPC, SS/LUM; RT or ET	86A133
	$\text{Pt}[\text{S}_2\text{C}_2(\text{CN})_2]_2^{2-}$	DMF	$\mu = 0.10$ (TEAP)		$6 \times 10^9$	SL/LUM/SPC; RT or ET; some SQ	86A133
20.1.192.	$\text{Pt}(\text{SCN})_4^{2-}$	H <sub>2</sub> O	$\mu = 4$ (HClO <sub>4</sub> )		$5.5 \times 10^9$	LP/LUM/SST, SS/LUM; $\tau_0^{\text{air}} = 0.38$ $\mu\text{s}$ ; ET	83E719
20.1.193.	$\text{Pt}(\text{SCN})_6^{2-}$	H <sub>2</sub> O	$\mu = 2$ (HClO <sub>4</sub> )		$1.9 \times 10^9$	LP/LUM/SST; $\tau_0^{\text{air}} = 0.38$ $\mu\text{s}$ ; OT; $[\text{Q}] \leq 0.001$ mol/L	83A403
20.1.194.	$\text{Rh}(\text{bpy})_3^{3+}$	H <sub>2</sub> O	0.5 mol/L H <sub>2</sub> SO <sub>4</sub> ; $\mu = 0.5$	25	$6.2 \times 10^8$	SS/LUM or LP/LUM/SST; OT; $f = 0.15$ ; same $k_q$ from same lab in 79A317	81N003
	$\text{Rh}(\text{bpy})_3^{3+}$	H <sub>2</sub> O	0.5 mol/L NaOH; $\mu = 0.5$	25	$3.7 \times 10^8$	SS/LUM or LP/LUM/SST; OT	81N003
	$\text{Rh}(\text{bpy})_3^{3+}$	H <sub>2</sub> O	0.17 mol/L Na <sub>2</sub> SO <sub>4</sub> ; $\mu = 0.5$	25	$6 \times 10^8$	SS/LUM or LP/LUM/SST; $\tau_0 = 0.60$ $\mu\text{s}$ (766404); OT; $k_q = 3.9 \times 10^8$ L mol <sup>-1</sup> s <sup>-1</sup> at 25 °C in 0.17 mol/L Na <sub>2</sub> SO <sub>4</sub> at pH 8 with SS/LUM or LP/LUM/SST ( $f = 0.15$ ) from same lab in 81N003	82A145
	$\text{Rh}(\text{bpy})_3^{3+}$	H <sub>2</sub> O	0.5 mol/L Pbuf; pH 7.1	25	$3.5 \times 10^8$	SS/LUM; $\tau_0 = 0.60$ $\mu\text{s}$ (766404); OT; $[\text{Q}] \leq 0.003$ mol/L	79F206
20.1.195.	$\text{cis-Rh}(\text{bpy})_2(\text{H}_2\text{O})_2^{3+}$	H <sub>2</sub> O	0.5 mol/L H <sub>2</sub> SO <sub>4</sub> ; $\mu = 0.5$	25	$4.4 \times 10^8$	SS/LUM or LP/LUM/SST; OT	81N003
	$\text{cis-Rh}(\text{bpy})_2(\text{H}_2\text{O})_2^{3+}$	H <sub>2</sub> O	0.5 mol/L Pbuf; pH 3.0	25	$3.2 \times 10^8$	SS/LUM; $\tau_0 = 0.60$ $\mu\text{s}$ (766404); OT; $[\text{Q}] \leq 0.007$ mol/L	79F206
20.1.196.	$\text{cis-Rh}(\text{bpy})_2(\text{H}_2\text{O})\text{Cl}^{2+}$	H <sub>2</sub> O	0.5 mol/L H <sub>2</sub> SO <sub>4</sub> ; $\mu = 0.5$	25	$1.0 \times 10^9$	SS/LUM or LP/LUM/SST	81N003
20.1.197.	$\text{cis-Rh}(\text{bpy})_2(\text{H}_2\text{O})(\text{OH})^{2+}$	H <sub>2</sub> O		25	$2.0 \times 10^7$	SS/LUM or LP/LUM/SST; $k_q$ evaluated from pH dependence of $k_{\text{obs}}$ for $\text{Rh}(\text{bpy})_2(\text{H}_2\text{O})_2^{3+}$	81N003
20.1.198.	$\text{cis-Rh}(\text{bpy})_2(\text{OH})_2^+$	H <sub>2</sub> O	0.5 mol/L NaOH; $\mu = 0.5$	25	$1.2 \times 10^7$	SS/LUM or LP/LUM/SST; ET	81N003
	$\text{cis-Rh}(\text{bpy})_2(\text{OH})_2^+$	H <sub>2</sub> O	0.5 mol/L Pbuf; pH 7.1	25	$5.2 \times 10^7$	SS/LUM; $\tau_0 = 0.60$ $\mu\text{s}$ (766404); OT; $[\text{Q}] \leq 0.006$ mol/L	79F206

TABLE 20. Quenching of Ru(bpy)<sub>3</sub><sup>2+</sup> by inorganic compounds—Continued

No.	Quencher	Solvent	Solution Medium	T/°C	$k_q$ /L mol <sup>-1</sup> s <sup>-1</sup>	Comments	Ref.
<b>20.1. Ru(bpy)<sub>3</sub><sup>2+</sup>—Continued</b>							
20.1.199.	<i>cis</i> -Rh(bpy) <sub>2</sub> (OH)Cl <sup>+</sup>	H <sub>2</sub> O	0.5 mol/L NaOH; μ = 0.5	25	4 × 10 <sup>8</sup>	SS/LUM or LP/LUM/SST	81N003
20.1.200.	Rh(5-Brphen) <sub>3</sub> <sup>3+</sup>	H <sub>2</sub> O	0.17 mol/L Na <sub>2</sub> SO <sub>4</sub> ; μ = 0.5	25	1.5 × 10 <sup>9</sup>	SS/LUM or LP/LUM/SST; τ <sub>0</sub> = 0.60 μs (766404); OT	82A145
20.1.201.	Rh(5-Clphen) <sub>3</sub> <sup>3+</sup>	H <sub>2</sub> O	0.17 mol/L Na <sub>2</sub> SO <sub>4</sub> ; μ = 0.5	25	1.5 × 10 <sup>9</sup>	SS/LUM or LP/LUM/SST; τ <sub>0</sub> = 0.60 μs (766404); OT	82A145
20.1.202.	Rh(4,4'-Me <sub>2</sub> bpy) <sub>3</sub> <sup>3+</sup>	H <sub>2</sub> O	0.17 mol/L Na <sub>2</sub> SO <sub>4</sub> ; μ = 0.5	25	3 × 10 <sup>7</sup>	SS/LUM or LP/LUM/SST; τ <sub>0</sub> = 0.60 μs (766404); OT	82A145
	Rh(4,4'-Me <sub>2</sub> bpy) <sub>3</sub> <sup>3+</sup>	H <sub>2</sub> O	0.5 mol/L Pbuf; pH 7.1	25	7 × 10 <sup>7</sup>	SS/LUM; τ <sub>0</sub> = 0.60 μs (766404); OT; [Q] ≤ 0.004 mol/L	79F206
20.1.203.	Rh(4,7-Me <sub>2</sub> phen) <sub>3</sub> <sup>3+</sup>	H <sub>2</sub> O	0.17 mol/L Na <sub>2</sub> SO <sub>4</sub> ; μ = 0.5	25	1.7 × 10 <sup>9</sup>	SS/LUM or LP/LUM/SST; τ <sub>0</sub> = 0.60 μs (766404); OT	82A145
20.1.204.	Rh(5-Mephen) <sub>3</sub> <sup>3+</sup>	H <sub>2</sub> O	0.17 mol/L Na <sub>2</sub> SO <sub>4</sub> ; μ = 0.5	25	4 × 10 <sup>8</sup>	SS/LUM or LP/LUM/SST; τ <sub>0</sub> = 0.60 μs (766404); OT	82A145
20.1.205.	Rh(5,6-Me <sub>2</sub> phen) <sub>3</sub> <sup>3+</sup>	H <sub>2</sub> O	0.17 mol/L Na <sub>2</sub> SO <sub>4</sub> ; μ = 0.5	25	3 × 10 <sup>8</sup>	SS/LUM or LP/LUM/SST; τ <sub>0</sub> = 0.60 μs (766404); OT	82A145
20.1.206.	Rh(phen) <sub>3</sub> <sup>3+</sup>	H <sub>2</sub> O	0.5 mol/L H <sub>2</sub> SO <sub>4</sub> ; μ = 0.5	25	5.8 × 10 <sup>8</sup>	SS/LUM or LP/LUM/SST; OT	81N003
	Rh(phen) <sub>3</sub> <sup>3+</sup>	H <sub>2</sub> O	0.17 mol/L Na <sub>2</sub> SO <sub>4</sub> ; μ = 0.5	25	4 × 10 <sup>8</sup>	SS/LUM or LP/LUM/SST; τ <sub>0</sub> = 0.60 μs (766404); OT	82A145
20.1.207.	Rh(5-Phphen) <sub>3</sub> <sup>3+</sup>	H <sub>2</sub> O	0.17 mol/L Na <sub>2</sub> SO <sub>4</sub> ; μ = 0.5	25	1.6 × 10 <sup>9</sup>	SS/LUM or LP/LUM/SST; τ <sub>0</sub> = 0.60 μs (766404); OT	82A145
20.1.208.	Ru(azac) <sub>3</sub>	H <sub>2</sub> O		22	3.1 × 10 <sup>9</sup>	SS/LUM; τ <sub>0</sub> = 0.60 μs (766014); OT; [Q] = 5 × 10 <sup>-4</sup> mol/L	78A219
	Ru(azac) <sub>3</sub>	H <sub>2</sub> O	0.0062 mol/L PVS	22	2.0 × 10 <sup>9</sup>	SS/LUM; τ <sub>0</sub> = 0.60 μs (766014); OT; [Q] = 5 × 10 <sup>-4</sup> mol/L	78A219
20.1.209.	Ru(bpy) <sub>3</sub> <sup>2+</sup>	H <sub>2</sub> O	μ = 1.0 (Na <sub>2</sub> SO <sub>4</sub> )	25	≤ 1 × 10 <sup>8</sup>	LP/LUM/SST; τ <sub>0</sub> = 0.60 μs; [Q] ≤ 0.005 mol/L	80E040
	Ru(bpy) <sub>3</sub> <sup>2+</sup>	H <sub>2</sub> O			1.6 × 10 <sup>10</sup>	SS/LUM; τ <sub>0</sub> = 0.7 μs (737533); see Mech. [3]; τ <sub>0</sub> at [S] = 1.2 × 10 <sup>-4</sup> mol/L; τ independent of [S] in the range 1 × 10 <sup>-5</sup> - 0.07 mol/L (L. Moggi, unpub. obs.)	86E677



TABLE 20. Quenching of  $\text{Ru}(\text{bpy})_3^{2+}$  by inorganic compounds—Continued

No.	Quencher	Solvent	Solution Medium	$T/^\circ\text{C}$	$k_q$ /L mol <sup>-1</sup> s <sup>-1</sup>	Comments	Ref.
<b>20.1. <math>\text{Ru}(\text{bpy})_3^{2+}</math>—Continued</b>							
20.1.210.	$\text{Ru}(\text{bpy})_3^{3+}$	AN	0.1 mol/L TEAP	25	$3.2 \times 10^9$	LP/LUM/AVE; $\tau_0 = 0.85$ $\mu\text{s}$ ; OT	86A077
	$\text{Ru}(\text{bpy})_3^{3+}$	$\text{H}_2\text{O}$	0.5 mol/L <i>t</i> -BuOH; 0.002 mol/L ACbuf; pH 4.6; $\mu = 1.5$ ( $\text{Na}_2\text{SO}_4$ )	24	$1.8 \times 10^9$	PR/LUM/AVE; $\tau_0 = 0.71$ $\mu\text{s}$ ; OT; $f = 0.11$ ; $[\text{Q}] \leq 0.00125$ mol/L mol/L; *S generated from $\text{Q} + e_{\text{aq}}^-$	78A070
20.1.211.	$\text{Ru}(\text{C}_5\text{H}_5)_2$	EtOH		25	$< 1 \times 10^7$	SS/LUM; $\tau_0 = \sim 0.9$ $\mu\text{s}$ (FL/LUM/SST)	756002
20.1.212.	$\text{Ru}[\text{C}_5\text{H}_4\text{C}(\text{O})\text{CH}_3]_2$	EtOH		25	$< 1 \times 10^7$	SS/LUM; $\tau_0 = \sim 0.9$ $\mu\text{s}$ (FL/LUM/SST)	756002
20.1.213.	$\text{Ru}(\text{C}_2\text{O}_4)_2(\text{H}_2\text{O})_2^-$	$\text{H}_2\text{O}$	pH 10		$9.5 \times 10^8$	OT	85M244
20.1.214.	$\text{Ru}(\text{EDTA})^-$	$\text{H}_2\text{O}$	pH 10		$4.9 \times 10^9$	OT	85M244
20.1.215.	$\text{Ru}(\text{H}_2\text{O})\text{Cl}_5^{2-}$	$\text{H}_2\text{O}$	pH 10		$8.2 \times 10^9$	OT	85M244
20.1.216.	$\text{Ru}(\text{NH}_3)_6^{2+}$	$\text{H}_2\text{O}$	0.2 mol/L ACbuf; pH 5	25	$2.4 \times 10^9$	SS/LUM; $\tau_0 = 0.60$ $\mu\text{s}$ (747635); RT; $[\text{Q}] \leq 3.005$ mol/L	766046
20.1.217.	$\text{Ru}(\text{NH}_3)_6^{3+}$	$\text{H}_2\text{O}$	0.5 mol/L $\text{H}_2\text{SO}_4$	25	$2.1 \times 10^9$	SS/LUM; $\tau_0 = 0.60$ $\mu\text{s}$ (LP/LUM/SPC); OT; $[\text{Q}] \leq 0.004$ mol/L	747635
	$\text{Ru}(\text{NH}_3)_6^{3+}$	$\text{H}_2\text{O}$	0.5 mol/L NaCl	25	$2.7 \times 10^9$	SS/LUM; $\tau_0 = 0.60$ $\mu\text{s}$ (747635); OT; $[\text{Q}] \leq 0.0015$ mol/L	766014
	$\text{Ru}(\text{NH}_3)_4^{3+}$	$\text{H}_2\text{O}$	0.2 mol/L ACbuf; pH 5	25	$3.1 \times 10^9$	SS/LUM; $\tau_0 = 0.60$ $\mu\text{s}$ (747635); OT	766046
	$\text{Ru}(\text{NH}_3)_6^{3+}$	$\text{H}_2\text{O}$	1 mol/L $\text{CF}_3\text{CO}_2\text{H}$		$\sim 2 \times 10^9$	SS/LUM; $\tau_0 = 0.6$ $\mu\text{s}$ (69E219); OT; $[\text{Q}] \leq 0.001$ mol/L	747159
20.1.218.	$\text{Ru}(\text{NH}_3)_5\text{Cl}^{2+}$	$\text{H}_2\text{O}$	0.5 mol/L $\text{H}_2\text{SO}_4$	25	$2.7 \times 10^9$	SS/LUM; $\tau_0 = 0.60$ $\mu\text{s}$ (LP/LUM/SPC); OT; $[\text{Q}] \leq 0.004$ mol/L	747635
	$\text{Ru}(\text{NH}_3)_5\text{Cl}^{2+}$	$\text{H}_2\text{O}$	pH 10		$2.7 \times 10^9$	OT	85M244
20.1.219.	$\text{Ru}(\text{NH}_3)_5(\text{histidine})^{3+}$	$\text{H}_2\text{O}$	Pbuf; pH 7; $\mu = 0.1$		$1.2 \times 10^9$	LP/LUM/SST; $\tau_0 = 0.57$ $\mu\text{s}$ ; OT; same $k_q$ from same lab in 84A242	82A280
20.1.220.	$\text{Ru}[5-(\text{NO}_2)\text{phen}]_3^{2+}$	$\text{H}_2\text{O}$	$\mu = 0.1$ (NaCl)	25	$2.0 \times 10^9$	LP/LUM/SST; $\tau_0 = 0.60$ $\mu\text{s}$ ; ET, OT?; $[\text{Q}] \leq 0.005$ mol/L	80E040

TABLE 20. Quenching of  $\text{Ru}(\text{bpy})_3^{2+}$  by inorganic compounds—Continued

No.	Quercher	Solvent	Solution Medium	T/°C	$k_q$ /L mol <sup>-1</sup> s <sup>-1</sup>	Comments	Ref.
<b>20.1. <math>\text{Ru}(\text{bpy})_3^{2+}</math>—Continued</b>							
20.1.221.	$\text{Ru}(\text{terpy})_2^{2+}$	$\text{H}_2\text{O}$	$\mu = 0.1$ (NaCl)	25	$1.2 \times 10^9$	LP/LUM/SST; $\tau_0 = 0.60$ $\mu\text{s}$ ; ET; $[\text{Q}] \leq 0.005$ mol/L	80E040
	$\text{Ru}(\text{terpy})_2^{2+}$	$\text{H}_2\text{O}$	$\mu = 1.0$ ( $\text{Na}_2\text{SO}_4$ )	25	$1.5 \times 10^9$	LP/LUM/SST; $\tau_0 = 0.60$ $\mu\text{s}$ ; ET; $[\text{Q}] \leq 0.005$ mol/L	80E040
20.1.222.	$\text{Ru}(\text{TPTZ})_2^{2+}$	$\text{H}_2\text{O}$	$\mu = 0.5$ (NaCl)	25	$1.2 \times 10^9$	LP/LUM/SST; $\tau_0 = 0.60$ $\mu\text{s}$ ; ET, OT; $[\text{Q}] \leq 0.005$ mol/L	80E040
20.1.223.	$\text{SO}_3^{2-}$	$\text{H}_2\text{O}$		25	$\sim 3 \times 10^5$	LP/ABS/SST; OT; $[\text{Q}] =$ 0.1-1 mol/L; also SQ	79F045
20.1.224.	$\text{S}_2\text{O}_4^{2-}$	$\text{H}_2\text{O}$	0.02 mol/L ACbuf; pH 5	25	$2.4 \times 10^9$	SS/LUM; $\tau_0 = 0.60$ $\mu\text{s}$ (747635); RT; $[\text{Q}] \leq 0.0025$ mol/L	766046
20.1.225.	$\text{S}_2\text{O}_8^{2-}$	$\text{H}_2\text{O}$	$\mu = 0.05$ ( $\text{NaClO}_4$ )	30	$9.4 \times 10^8$	SS/LUM; $\tau_0 = 0.66$ $\mu\text{s}$ (737656); OT; $[\text{Q}] \leq 0.007$ mol/L	85A062
	$\text{S}_2\text{O}_8^{2-}$	$\text{H}_2\text{O}$	$\mu = 0.1$ ( $\text{NaClO}_4$ )	30	$7.0 \times 10^8$	SS/LUM; $\tau_0 = 0.66$ $\mu\text{s}$ (737656); OT	85A062
	$\text{S}_2\text{O}_8^{2-}$	$\text{H}_2\text{O}$	$\mu = 0.2$ ( $\text{NaClO}_4$ )	30	$4.8 \times 10^8$	SS/LUM; $\tau_0 = 0.66$ $\mu\text{s}$ (737656); OT	85A062
	$\text{S}_2\text{O}_8^{2-}$	$\text{H}_2\text{O}$	$\mu = 0.3$ ( $\text{NaClO}_4$ )	30	$3.3 \times 10^8$	SS/LUM; $\tau_0 = 0.66$ $\mu\text{s}$ (737656); OT	85A062
	$\text{S}_2\text{O}_8^{2-}$	$\text{H}_2\text{O}$	$\mu = 0.4$ ( $\text{NaClO}_4$ )	30	$2.4 \times 10^8$	SS/LUM; $\tau_0 = 0.66$ $\mu\text{s}$ (737656); OT	85A062
	$\text{S}_2\text{O}_8^{2-}$	$\text{H}_2\text{O}$	$\mu = 0.5$ ( $\text{NaClO}_4$ )	30	$2.0 \times 10^8$	SS/LUM; $\tau_0 = 0.66$ $\mu\text{s}$ (737656); OT; $[\text{Q}] \leq 0.01$ mol/L	85A062
	$\text{S}_2\text{O}_8^{2-}$	$\text{H}_2\text{O}$			$6.8 \times 10^9$	LP/LUM/SST; $\tau_0 = 0.59$ $\mu\text{s}$	85N164
	$\text{S}_2\text{O}_8^{2-}$	$\text{H}_2\text{O}$	0.2 mol/L ( $\text{NH}_4$ ) <sub>2</sub> $\text{S}_2\text{O}_4$		$1.1 \times 10^9$	SS/LUM, LP/LUM/AVE; $\tau_0$ = 0.55 $\mu\text{s}$ ; OT; $[\text{Q}] \leq 0.01$ mol/L	84F121
	$\text{S}_2\text{O}_8^{2-}$	$\text{H}_2\text{O}$	0.5 mol/L $\text{H}_2\text{SO}_4$		$5.3 \times 10^8$	SS/LUM; OT	80F128
	$\text{S}_2\text{O}_8^{2-}$	$\text{H}_2\text{O}$	ACbuf; pH 4.7; $\mu$ = 0.1		$8 \times 10^8$	LP/LUM/SST; OT; $[\text{Q}] \leq$ 0.02 mol/L	80U077
	$\text{S}_2\text{O}_8^{2-}$	$\text{H}_2\text{O}$	0.1 mol/L ACbuf; pH 5		$8 \times 10^8$	SS/LUM; OT	81N178
	$\text{S}_2\text{O}_8^{2-}$	$\text{H}_2\text{O}$	$9.4 \times 10^{-5}$ mol/L PMA; pH 2		$4.6 \times 10^9$	LP/LUM/SST; $\tau_0 = 0.59$ $\mu\text{s}$	85N164

TABLE 20. Quenching of  $\text{Ru}(\text{bpy})_3^{2+}$  by inorganic compounds—Continued

No.	Quencher	Solvent	Solution Medium	$T/^\circ\text{C}$	$k_q$ /L mol <sup>-1</sup> s <sup>-1</sup>	Comments	Ref.
20.1.	$\text{Ru}(\text{bpy})_3^{2+}$ —Continued						
	$\text{S}_2\text{O}_8^{2-}$	$\text{H}_2\text{O}$	$9.4 \times 10^{-5}$ mol/L PMA, pH 8		$2.8 \times 10^8$	LP/LUM/SST	85N164
	$\text{S}_2\text{O}_8^{2-}$	$\text{H}_2\text{O}/\text{AN}$ (9/1)	0.2 mol/L $(\text{NH}_4)_2\text{SO}_4$		$4.3 \times 10^8$	SS/LUM, LP/LUM/AVE; $\tau_0$ = 0.64 $\mu\text{s}$ ; OT; $[\text{Q}] \leq 0.02$ mol/L	84F121
	$\text{S}_2\text{O}_8^{2-}$	$\text{H}_2\text{O}/\text{AN}$ (4/1)	0.2 mol/L $(\text{NH}_4)_2\text{SO}_4$		$1.3 \times 10^8$	SS/LUM, LP/LUM/AVE; $\tau_0$ = 0.71 $\mu\text{s}$ ; OT; $[\text{Q}] \leq 0.04$ mol/L	84F121
	$\text{S}_2\text{O}_8^{2-}$	$\text{H}_2\text{O}/\text{AN}$ (2.3/1)	0.2 mol/L $(\text{NH}_4)_2\text{SO}_4$		$6.9 \times 10^7$	SS/LUM, LP/LUM/AVE; $\tau_0$ = 0.78 $\mu\text{s}$ ; OT; $[\text{Q}] \leq 0.07$ mol/L	84F121
	$\text{S}_2\text{O}_8^{2-}$	$\text{H}_2\text{O}/\text{AN}$ (1.5/1)	0.2 mol/L $(\text{NH}_4)_2\text{SO}_4$		$3.4 \times 10^7$	SS/LUM, LP/LUM/AVE; $\tau_0$ = 0.81 $\mu\text{s}$ ; OT; $[\text{Q}] \leq 0.06$ mol/L	84F121
20.1.226.	$\text{Sm}^{3+}$	$\text{H}_2\text{O}$	0.3 mol/L HCl		$2.1 \times 10^6$	SL/LUM/SPC, SS/LUM	85S227
20.1.227.	$\text{Ti}^{3+}$	$\text{H}_2\text{O}$	1.5 mol/L HCl; $\mu$ = 3.0 (LiCl)	25	$6.0 \times 10^6$	LP/LUM/SST; $\tau_0 = 0.53$ $\mu\text{s}$ ; ET; 20-60% $\text{Ti}^{3+}$ coordinated by $\text{Cl}^-$	79A183
	$\text{Ti}^{3+}$	$\text{H}_2\text{O}$	1 mol/L HCl		$6.0 \times 10^6$	SL/LUM/SPC; $\tau_0 = 0.66$ $\mu\text{s}$ ; OT; $[\text{Q}] \leq 0.035$ mol/L; $k_q = 7.2 \times 10^6$ with SS/LUM	80F183
20.1.228.	$\text{Tl}^+$	$\text{H}_2\text{O}$	0.5 mol/L $\text{HClO}_4$	~20	$<1 \times 10^6$	SS/LUM; $\tau_0^{\text{air}} = 0.40$ $\mu\text{s}$ (737633); $[\text{Q}] = 0.01$ mol/L	746396
20.1.229.	$\text{Tl}^{3+}$	$\text{H}_2\text{O}$	0.5 mol/L $\text{HClO}_4$	~20	$1.1 \times 10^8$	SS/LUM; $\tau_0^{\text{air}} = 0.40$ $\mu\text{s}$ (737633); OT; $[\text{Q}] \leq 0.01$ mol/L	746396
	$\text{Tl}^{3+}$	$\text{H}_2\text{O}$	4.8 mol/L $\text{HClO}_4$	25	$1.0 \times 10^9$	LP/LUM/SST; OT	82A068
	$\text{Tl}^{3+}$	$\text{H}_2\text{O}$	0.5 mol/L $\text{H}_2\text{SO}_4$ ; $\mu = 1.5$		$1.0 \times 10^8$	LP/LUM/SST; OT; $f = 1$	82A111
	$\text{Tl}^{3+}$	$\text{H}_2\text{O}$	1 mol/L HCl; $\mu =$ 1.0		$3.4 \times 10^9$	LP/LUM/SST; OT	82A111
	$\text{Tl}^{2+}$	$\text{H}_2\text{O}$	3 mol/L HCl; $\mu =$ 3.0		$4.3 \times 10^9$	LP/LUM/SST; OT; $f =$ 0.07(?)	82A111
20.1.230.	$\text{UO}_2^{2+}$	$\text{H}_2\text{O}$	pH 2 ( $\text{HNO}_3$ )		$4.4 \times 10^8$	LP/LUM/SST; $\tau_0 = 0.60$ $\mu\text{s}$ ; OT; $f = 0.45$ ; $[\text{Q}] \leq 5$ $\times 10^{-4}$ mol/L	80A291
	$\text{UO}_2^{2+}$	$\text{H}_2\text{O}$	2 mol/L $\text{H}_3\text{PO}_4$		$3.5 \times 10^8$	LP/LUM/SST; $\tau_0 = 0.50$ $\mu\text{s}$ ; OT; $f = 0.45$	80A291

TABLE 20. Quenching of  $\text{Ru}(\text{bpy})_3^{2+}$  by inorganic compounds—Continued

No.	Quencher	Solvent	Solution Medium	$T/^\circ\text{C}$	$k_q$ /L mol <sup>-1</sup> s <sup>-1</sup>	Comments	Ref.
<b>20.2.</b>	<b>(-)<sub>D</sub>-Ru(bpy)<sub>3</sub><sup>2+</sup></b>						
20.2.1.	Co(acac) <sub>3</sub>	H <sub>2</sub> O		22	$9.0 \times 10^8$	LP/LUM/SST; $\tau_0 = 0.65$ $\mu\text{s}$ ; OT; $k_q = 5.7 \times 10^8$ with SS/QYP, see Mech. [5]	80F228
20.2.2.	(-) <sub>L</sub> -Co(EDTA) <sup>-</sup>	H <sub>2</sub> O/MeOH (1/1)		25	$4.2 \times 10^9$	LP/LUM/SST; OT; [Q] = $(1.5) \times 10^{-4}$ mol/L	85F008
	(-) <sub>L</sub> -Co(EDTA) <sup>-</sup>	MeOH/H <sub>2</sub> O (9/1)		15	$1.0 \times 10^{10}$	LP/LUM/SST; $\Delta H^\ddagger = 14$ kJ/mol; OT; [Q] = $(1.5) \times$ $10^{-4}$ mol/L	85F008
	(-) <sub>L</sub> -Co(EDTA) <sup>-</sup>	MeOH/H <sub>2</sub> O (9/1)		25	$1.4 \times 10^{10}$	LP/LUM/SST; $\Delta H^\ddagger = 14$ kJ/mol; $\Delta G^\ddagger = 15$ kJ/mol; OT; [Q] = $(1.5) \times 10^{-4}$ mol/L	85F008
	(-) <sub>D</sub> -Co(EDTA) <sup>-</sup>	MeOH/H <sub>2</sub> O (9/1)		35	$1.7 \times 10^{10}$	LP/LUM/SST; $\Delta H^\ddagger = 14$ kJ/mol; OT; [Q] = $(1.5) \times$ $10^{-4}$ mol/L	85F008
	(-) <sub>D</sub> -Co(EDTA) <sup>-</sup>	MeOH/H <sub>2</sub> O (9/1)		45	$2.1 \times 10^{10}$	LP/LUM/SST; $\Delta H^\ddagger = 14$ kJ/mol; OT; [Q] = $(1.5) \times$ $10^{-4}$ mol/L	85F008
	(-) <sub>D</sub> -Co(EDTA) <sup>-</sup>	MeOH/H <sub>2</sub> O (4.3/1)		25	$9.1 \times 10^9$	LP/LUM/SST; OT; [Q] = $(1.5) \times 10^{-4}$ mol/L	85F008
20.2.3.	(+) <sub>D</sub> -Co(EDTA) <sup>-</sup>	H <sub>2</sub> O/MeOH (1/1)		25	$3.5 \times 10^9$	LP/LUM/SST; OT; [Q] = $(1.5) \times 10^{-4}$ mol/L	85F008
	(+) <sub>D</sub> -Co(EDTA) <sup>-</sup>	MeOH/H <sub>2</sub> O (9/1)		15	$9.7 \times 10^9$	LP/LUM/SST; $\Delta H^\ddagger = 11$ kJ/mol; OT; [Q] = $(1.5) \times$ $10^{-4}$ mol/L	85F008
	(+) <sub>D</sub> -Co(EDTA) <sup>-</sup>	MeOH/H <sub>2</sub> O (9/1)		25	$1.2 \times 10^{10}$	LP/LUM/SST; $\Delta H^\ddagger = 11$ kJ/mol; $\Delta G^\ddagger = 15$ kJ/mol; OT; [Q] = $(1.5) \times 10^{-4}$ mol/L	85F008
	(+) <sub>D</sub> -Co(EDTA) <sup>-</sup>	MeOH/H <sub>2</sub> O (9/1)		35	$1.4 \times 10^{10}$	LP/LUM/SST; $\Delta H^\ddagger = 11$ kJ/mol; OT; [Q] = $(1.5) \times$ $10^{-4}$ mol/L	85F008
	(+) <sub>D</sub> -Co(EDTA) <sup>-</sup>	MeOH/H <sub>2</sub> O (9/1)		45	$1.7 \times 10^{10}$	LP/LUM/SST; $\Delta H^\ddagger = 11$ kJ/mol; OT; [Q] = $(1.5) \times$ $10^{-4}$ mol/L	85F008
	(+) <sub>D</sub> -Co(EDTA) <sup>-</sup>	MeOH/H <sub>2</sub> O (4.3/1)		25	$8.2 \times 10^9$	LP/LUM/SST; OT; [Q] = $(1.5) \times 10^{-4}$ mol/L	85F008
20.2.4.	rac-Co(EDTA) <sup>-</sup>	H <sub>2</sub> O		25	$6.7 \times 10^9$	LP/LUM/SST; $\tau_0 = 0.59$ $\mu\text{s}$ ; OT; [Q] = $(1.5) \times 10^{-4}$ mol/L	85F008

TABLE 20. Quenching of Ru(bpy)<sub>3</sub><sup>2+</sup> by inorganic compounds—Continued

No.	Quencher	Solvent	Solution Medium	T/°C	$k_q$ /L mol <sup>-1</sup> s <sup>-1</sup>	Comments	Ref.
20.2.	(-) <sub>D</sub> -Ru(bpy) <sub>3</sub> <sup>2+</sup> —Continued						
	<i>rac</i> -Co(EDTA) <sup>-</sup>	H <sub>2</sub> O	0.039 mol/L KBr	25	$3.7 \times 10^9$	LP/LUM/SST; $\tau_0 = 0.59$ $\mu$ s; OT; [Q] = $(1.5) \times 10^{-4}$ mol/L	85F008
	<i>rac</i> -Co(EDTA) <sup>-</sup>	H <sub>2</sub> O	0.12 mol/L KBr	25	$3.0 \times 10^9$	LP/LUM/SST; $\tau_0 = 0.59$ $\mu$ s; OT; [Q] = $(1.5) \times 10^{-4}$ mol/L	85F008
	<i>rac</i> -Co(EDTA) <sup>-</sup>	H <sub>2</sub> O/MeOH (1/1)		25	$3.9 \times 10^9$	LP/LUM/SST; OT; [Q] = $(1.5) \times 10^{-4}$ mol/L	85F008
	<i>rac</i> -Co(EDTA) <sup>-</sup>	MeOH/H <sub>2</sub> O (9/1)		25	$1.3 \times 10^{10}$	LP/LUM/SST; OT; [Q] = $(1.5) \times 10^{-4}$ mol/L	85F008
	<i>rac</i> -Co(EDTA) <sup>-</sup>	MeOH/H <sub>2</sub> O (4.3/1)		25	$8.5 \times 10^9$	LP/LUM/SST; OT; [Q] = $(1.5) \times 10^{-4}$ mol/L	85F008
	<i>rac</i> -Co(EDTA) <sup>-</sup>	MeOH/H <sub>2</sub> O (4.3/1)	0.042 mol/L KBr	25	$1.7 \times 10^9$	LP/LUM/SST; OT; [Q] = $(1.5) \times 10^{-4}$ mol/L	85F008
	<i>rac</i> -Co(EDTA) <sup>-</sup>	MeOH/H <sub>2</sub> O (4.3/1)	0.13 mol/L KBr	25	$1.1 \times 10^9$	LP/LUM/SST; OT; [Q] = $(1.5) \times 10^{-4}$ mol/L	85F008
20.2.5.	Co(phen) <sub>3</sub> <sup>3+</sup>	H <sub>2</sub> O	0.5 mol/L NaCl	22	$6.8 \times 10^8$	LP/LUM/SST; $\tau_0 = 0.65$ $\mu$ s; OT; $k_q = 3.5 \times 10^8$ with SS/QYP, see Mech. [5]	80F228
20.2.6.	Fe <sup>3+</sup>	H <sub>2</sub> O	0.1 mol/L NaClO <sub>4</sub> , 0.01 mol/L HClO <sub>4</sub>	22	$8.3 \times 10^8$	LP/LUM/SST; $\tau_0 = 0.65$ $\mu$ s; OT; $k_q = 1.3 \times 10^8$ with SS/QYP, see Mech. [5]	80F228
20.2.7.	Fe(CN) <sub>6</sub> <sup>1-</sup>	H <sub>2</sub> O	0.5 mol/L NaCl	22	$1.1 \times 10^9$	LP/LUM/SST; $\tau_0 = 0.65$ $\mu$ s; RT; $k_q = 3.3 \times 10^8$ with SS/QYP, see Mech. [5]	80F228

TABLE 21. Quenching of  $\text{Ru}(\text{bpy})_3^{2+}$  by organic compounds (except  $\text{MV}^{2+}$ )

No.	Quencher	Solvent	Solution Medium	$T/^\circ\text{C}$	$k_q$ /L mol <sup>-1</sup> s <sup>-1</sup>	Comments	Ref.
<b>21.1. <math>\text{Ru}(\text{bpy})_3^{2+}</math></b>							
21.1.1.	Acetate ion	H <sub>2</sub> O	Pbuf; pH 5.8; $\mu = 0.10$ (LiClO <sub>4</sub> )	25	$<1 \times 10^7$	SS/LUM; $\tau_0 = 0.60 \mu\text{s}$ (747635); OT; [Q] = (5-50) $\times 10^{-4}$ mol/L	80FC58
21.1.2.	<i>cis</i> - $\alpha$ -Acetoxystilbene	MeOH			$1.1 \times 10^9$	SS/LUM; $\tau_0 = 0.83 \mu\text{s}$ (LP/LUM/SST); ET?	84FC69
21.1.3.	4-Acetylphenol	H <sub>2</sub> O	0.05 mol/L NaOH	23	$\sim 3 \times 10^6$	SS/LUM; $\tau_0 = 0.60 \mu\text{s}$ (LP/LUM/AVE); RT	82A365
21.1.4.	<i>cis</i> - $\alpha$ -Acetylstilbene	MeOH			$1.1 \times 10^7$	SS/LUM; $\tau_0 = 0.83 \mu\text{s}$ (LP/LUM/SST)	84FC69
21.1.5.	1-Aminonaphthalene	AN		18	$8.5 \times 10^7$	SS/LUM, FP/LUM/SST; $\tau_0^{\text{air}} = 0.22 \mu\text{s}$ ; RT	84E192
	1-Aminonaphthalene	AN		$\sim 22$	$1.2 \times 10^8$	SS/LUM; $\tau_0 = 0.85 \mu\text{s}$ (77A240); RT	777106
	1-Aminonaphthalene	AN		25	$1.6 \times 10^8$	SS/LUM; $\Delta H^\ddagger = 9.2$ kJ/mol; $\Delta S^\ddagger = -57$ J/mol·K	86A165
	1-Aminonaphthalene	EtOH		18	$1.4 \times 10^9$	SS/LUM, FP/LUM/SST; $\tau_0^{\text{air}} = 0.29 \mu\text{s}$ ; RT	84E192
	1-Aminonaphthalene	MeOH		25	$2.0 \times 10^9$	SS/LUM; $\Delta H^\ddagger = 7.9$ kJ/mol; $\Delta S^\ddagger = -39$ J/mol·K	86A165
21.1.6.	2-Aminonaphthalene	AN		18	$1.5 \times 10^7$	SS/LUM, FP/LUM/SST; $\tau_0^{\text{air}} = 0.22 \mu\text{s}$ ; RT	84E192
	2-Aminonaphthalene	AN		25	$2.1 \times 10^7$	SS/LUM; $\Delta H^\ddagger = 13$ kJ/mol; $\Delta S^\ddagger = -59$ J/mol·K	86A165
	2-Aminonaphthalene	EtOH		18	$3.9 \times 10^8$	SS/LUM, FP/LUM/SST; $\tau_0^{\text{air}} = 0.29 \mu\text{s}$ ; RT	84E192
	2-Aminonaphthalene	MeOH		25	$3.6 \times 10^8$	SS/LUM; $\Delta H^\ddagger = 12$ kJ/mol; $\Delta S^\ddagger = -41$ J/mol·K	86A165
21.1.7.	4-Aminophenol	H <sub>2</sub> O	pH 7; $\mu = 0.05$	23	$3.8 \times 10^8$	LP/LUM/AVE; $\tau_0 = 0.60 \mu\text{s}$ ; RT; $f = 0.68$	82A365
21.1.8.	<i>N</i> -(4-Aminophenyl)aniline	AN	0.1 mol/L TEAP	$\sim 22$	$6.7 \times 10^9$	SS/LUM; $\tau_0^{\text{air}} = 0.15 \mu\text{s}$ (SL/LUM/SPC); RT	78E518
	<i>N</i> -(4-Aminophenyl)aniline	AN	$\mu = 2 \times 10^{-4}$		$9.2 \times 10^9$	LP/LUM/SST, SS/LUM; $\tau_0^{\text{air}} = 0.16 \mu\text{s}$ ; RT	85A248
21.1.9.	Anthracene	C <sub>6</sub> H <sub>6</sub> /EtOH (15/1)		25	$2.2 \times 10^9$	SS/LUM; $\tau_0 = 0.69 \mu\text{s}$ (717111); ET; [Q] = 0.003-0.015 mol/L	736244

TABLE 21. Quenching of  $\text{Ru}(\text{bpy})_3^{2+}$  by organic compounds (except  $\text{MV}^{2+}$ )—Continued

No.	Quencher	Solvent	Solution Medium	$T/^\circ\text{C}$	$k_q$ /L mol <sup>-1</sup> s <sup>-1</sup>	Comments	Ref.
<b>21.1. <math>\text{Ru}(\text{bpy})_3^{2+}</math>—Continued</b>							
21.1.10.	Anthracene-9-carboxylate ion	H <sub>2</sub> O	ACbuf; pH 5		$5.0 \times 10^9$	LP/LUM/SST, SS/LUM; $\tau_0$ = 0.63 $\mu\text{s}$ (81S134); ET; [Q] $\leq 0.002$ mol/L	83A008
21.1.11.	9,10-Anthraquinone-2,6-disulfonate ion	H <sub>2</sub> O	0.005 mol/L Pbuf; pH 6.9; $\mu = 0.04$		$6.0 \times 10^6$	SS/LUM or LP/LUM/SST; $\tau_0 = 0.63$ $\mu\text{s}$ ; OT; $f =$ $< 0.01$ ; [Q] = (2-20) $\times 10^{-4}$ mol/L	81A042
	9,10-Anthraquinone-2,6-disulfonate ion	H <sub>2</sub> O	pH 9.8		$1.6 \times 10^{10}$	SS/LUM; $\tau_0^{\text{air}} = 0.4$ $\mu\text{s}$ (78A002); OT	82N119
	9,10-Anthraquinone-2,6-disulfonate ion	H <sub>2</sub> O	0.2% w/w colloidal silica; pF 9.8		$1.2 \times 10^8$	SS/LUM; $\tau_0^{\text{air}} = 0.4$ $\mu\text{s}$ (78A002); OT; S adsorbed	82N119
21.1.12.	9,10-Anthraquinone-2-sulfonate ion	H <sub>2</sub> O	pH 9.8		$2.5 \times 10^9$	SS/LUM; $\tau_0^{\text{air}} = 0.4$ $\mu\text{s}$ (78A002); OT	82N119
	9,10-Anthraquinone-2-sulfonate ion	H <sub>2</sub> O	0.2% w/w colloidal silica; pH 9.8		$1.1 \times 10^8$	SS/LUM; $\tau_0^{\text{air}} = 0.4$ $\mu\text{s}$ (78A002); OT; S adsorbed	82N119
21.1.13.	Ascorbate ion	H <sub>2</sub> O	pH 5; $\mu = 0.7$ (Na <sub>2</sub> SC <sub>4</sub> )	25	$3.0 \times 10^7$	SS/LUM; $\tau_0 = 0.60$ $\mu\text{s}$ (766404); RT	82A278
	Ascorbate ion	H <sub>2</sub> O			$2 \times 10^7$	LP/ABS/SST; OT; [Q] = 0.01-0.1 mol/L	79F045
21.1.14.	Benzenediazonium cation	AN	0.1 mol/L TBAP		$2.1 \times 10^{10}$	SS/LUM; RT	84F366
21.1.15.	Benzenethiolate ion	AN			$5.7 \times 10^9$	SS/LUM; $\tau_0 = 0.85$ $\mu\text{s}$ (777106); RT; [Q] $\leq 2 \times$ $10^{-4}$ mol/L	81F266
21.1.16.	Benzoate ion	H <sub>2</sub> O	Pbuf; pH 5.8; $\mu = 25$ 0.10 (LClO <sub>4</sub> )		$< 1 \times 10^7$	SS/LUM; $\tau_0 = 0.60$ $\mu\text{s}$ (747635); OT; [Q] = (5-50) $\times 10^{-4}$ mol/L	80F058
21.1.17.	1,4-Benzoquinone	DMF			$6.3 \times 10^9$	SS/LUM; $\tau_0^{\text{air}} = 0.20$ $\mu\text{s}$ (LP/LUM/AVE); OT	83E170
	1,4-Benzoquinone	H <sub>2</sub> O			$1.1 \times 10^{10}$	LP/LUM/SST; $\tau_0 = 0.59$ $\mu\text{s}$	85N164
	1,4-Benzoquinone	H <sub>2</sub> O	0.005 mol/L Pbuf; pH 6.9; $\mu = 0.04$		$3.7 \times 10^9$	SS/LUM or LP/LUM/SST; $\tau_0 = 0.63$ $\mu\text{s}$ ; OT; $f = 0.08$ ; [Q] = (2-20) $\times 10^{-4}$ mol/L	81A042
	1,4-Benzoquinone	H <sub>2</sub> O	$9.4 \times 10^{-5}$ mol/L PMA; pH 2		$8.7 \times 10^9$	LP/LUM/SST; $\tau_0 = 0.59$ $\mu\text{s}$	85N164
	1,4-Benzoquinone	H <sub>2</sub> O	$9.4 \times 10^{-5}$ mol/L PMA; pH 7		$5.6 \times 10^9$	LP/LUM/SST; $\tau_0 = 0.67$ $\mu\text{s}$	85N164

TABLE 21. Quenching of Ru(bpy)<sub>3</sub><sup>2+</sup> by organic compounds (except MV<sup>2+</sup>)—Continued

No.	Quencher	Solvent	Solution Medium	T/°C	$k_q$ /L mol <sup>-1</sup> s <sup>-1</sup>	Comments	Ref.
<b>21.1. Ru(bpy)<sub>3</sub><sup>2+</sup>—Continued</b>							
	1,4-Benzoquinone	H <sub>2</sub> O	9.4 × 10 <sup>-5</sup> mol/L PMA; pH 9		9.0 × 10 <sup>9</sup>	LP/LUM/SST; τ <sub>0</sub> = 0.59 μs	85N164
21.1.18.	1-Benzyl-1,4-dihydrnicotinamide	AN			3.5 × 10 <sup>8</sup>	EMI; τ <sub>0</sub> = 0.84 μs; RT; $k_q$ = 2.9 × 10 <sup>8</sup> L mol <sup>-1</sup> s <sup>-1</sup> with SS/LUM and τ <sub>0</sub> = 1.0 μs from same lab in 84F069	81F381
	1-Benzyl-1,4-dihydrnicotinamide	AN	0.1 mol/L TBAP		4.1 × 10 <sup>8</sup>	SS/LUM; τ <sub>0</sub> = 0.85 μs (79C010); RT; $k_q$ = 4.9 × 10 <sup>8</sup> with SS/QYP, see Mech. [7]	84F351
	1-Benzyl-1,4-dihydrnicotinamide	DMF			2.0 × 10 <sup>8</sup>	SS/LUM; τ <sub>0</sub> = 0.93 μs (LP/LUM/SST); RT	84F069
	1-Benzyl-1,4-dihydrnicotinamide	MeOH	0.025 mol/L Mg(ClO <sub>4</sub> ) <sub>2</sub>	20	1.4 × 10 <sup>8</sup>	SS/LUM; τ <sub>0</sub> = 0.73 μs; RT; Q partially bound to Mg <sup>2+</sup> ; $k_q$ = 1.5 × 10 <sup>8</sup> for unbound Q; $k_q$ = 9 × 10 <sup>7</sup> for bound Q	85F228
	1-Benzyl-1,4-dihydrnicotinamide	MeOH			1.5 × 10 <sup>8</sup>	SS/LUM; τ <sub>0</sub> = 0.83 μs (LP/LUM/SST); RT	84F069
	1-Benzyl-1,4-dihydrnicotinamide	py/MeOH (10/1)	0.1 mol/L Mg(ClO <sub>4</sub> ) <sub>2</sub>	20	1.1 × 10 <sup>8</sup>	SS/LUM; τ <sub>0</sub> = 0.85 μs; RT; Q partially bound to Mg <sup>2+</sup> ; $k_q$ = 3.7 × 10 <sup>8</sup> for unbound Q; $k_q$ = ~5 × 10 <sup>6</sup> for bound Q	85F228
	1-Benzyl-1,4-dihydrnicotinamide	py/MeOH (10/1)			3.5 × 10 <sup>8</sup>	SS/LUM; τ <sub>0</sub> = 1.0 μs (LP/LUM/SST); RT	84F069
21.1.19.	2,6-Bis( <i>tert</i> -butyl)-1,4-benzoquinone	DMF			2.2 × 10 <sup>9</sup>	SS/LUM; τ <sub>0</sub> <sup>air</sup> = 0.20 μs (LP/LUM/AVE); OT	83E170
21.1.20.	3,5-Bis( <i>tert</i> -butyl)-1,2-benzoquinone	DMF			3.4 × 10 <sup>9</sup>	SS/LUM; τ <sub>0</sub> <sup>air</sup> = 0.20 μs (LP/LUM/AVE); OT	83E170
21.1.21.	<i>N,N</i> -Bis(2-carboxylatoethyl)-(vio <sup>2+</sup> ) zwitterion	H <sub>2</sub> O			1.3 × 10 <sup>9</sup>	OT	82N022
21.1.22.	1,4-Bis( <i>N,N</i> -dimethylamino)benzene	AN		~22	1.2 × 10 <sup>10</sup>	SS/LUM; τ <sub>0</sub> = 0.85 μs (77A240); RT	777106
	1,4-Bis( <i>N,N</i> -dimethylamino)benzene	AN	0.1 mol/L TEAP	~22	1.2 × 10 <sup>10</sup>	SS/LUM; τ <sub>0</sub> = 0.85 μs (767009); RT	79C010
	1,4-Bis( <i>N,N</i> -dimethylamino)benzene	AN	μ = 2 × 10 <sup>-4</sup>		1.3 × 10 <sup>10</sup>	LP/LUM/SST, SS/LUM; τ <sub>0</sub> <sup>air</sup> = 0.16 μs; RT	85A248



TABLE 21. Quenching of  $\text{Ru}(\text{bpy})_3^{2+}$  by organic compounds (except  $\text{MV}^{2+}$ )—Continued

No.	Quencher	Solvent	Solution Medium	$T/^\circ\text{C}$	$k_q$ /L mol <sup>-1</sup> s <sup>-1</sup>	Comments	Ref.
<b>21.1. <math>\text{Ru}(\text{bpy})_3^{2+}</math>—Continued</b>							
	1,4-Bis( <i>N,N</i> -dimethylamino)benzene	H <sub>2</sub> O	pH 8(?)		$1 \times 10^9$	LP/LUM/SST; $\tau_0 = 0.6 \mu\text{s}$ (777296); RT	78A392
	1,4-Bis( <i>N,N</i> -dimethylamino)benzene	MeOH		25	$6.9 \times 10^9$	SL/LUM/SPC; $\tau_0 = 0.67 \mu\text{s}$ ; $\Delta G^\ddagger = 17 \text{ kJ/mol}$ ; RT	83E623
21.1.23.	4,4'-Bis( <i>N,N</i> -dimethylamino)biphenyl	AN	0.1 mol/L TEAP	~22	$7.4 \times 10^9$	SS/LUM; $\tau_0^{\text{air}} = 0.15 \mu\text{s}$ (SL/LUM/SPC); RT	78E518
	4,4'-Bis( <i>N,N</i> -dimethylamino)biphenyl	AN	0.1 mol/L TEAP	~22	$4.3 \times 10^9$	SS/LUM; $\tau_0 = 0.85 \mu\text{s}$ (767009); RT	79C010
	4,4'-Bis( <i>N,N</i> -dimethylamino)biphenyl	MeOH			$7.4 \times 10^9$	LP/LUM/SST; $\tau_0 = 0.75 \mu\text{s}$ ; RT	777296
21.1.24.	1,2-Bis(H-3-pyl)ethane dication	AN			$6.8 \times 10^6$	EMI; ET, OT (10%)	767528
21.1.25.	1,2-Bis(H-4-pyl)ethane dication	AN			$2.4 \times 10^9$	EMI; OT, ET (1%)	767528
21.1.26.	<i>N,N</i> -Bis(2-hydroxyethyl)-vio <sup>2+</sup>	H <sub>2</sub> O			$2.1 \times 10^9$	SS/LUM; $\tau_0 = 0.6 \mu\text{s}$ ; OT; $[\text{Q}] = (2-10) \times 10^{-4} \text{ mol/L}$	78A269
	<i>N,N</i> -Bis(2-hydroxyethyl)-vio <sup>2+</sup>	H <sub>2</sub> O	0.5 mol/L ACbuf; pH 5		$1.1 \times 10^9$	LP/LUM/SST; $\tau_0 = 0.69 \mu\text{s}$ ; OT; same $k_q$ from same lab in 82C019	80A247
21.1.27.	<i>trans</i> -1,2-Bis(M <sub>3</sub> -4-pyl)ethene dication	AN	0.1 mol/L TEAP or TBAF		$2.4 \times 10^9$	SS/LUM; $\tau_0 = 0.85 \mu\text{s}$ ; OT; $[\text{Q}] \leq 0.001 \text{ mol/L}$	747159
21.1.28.	<i>trans</i> -1,2-Bis(M <sub>2</sub> -2-pyl)ethene dication	AN	0.1 mol/L TEAP	~22	$1.6 \times 10^9$	SS/LUM; $\tau_0 = 0.85 \mu\text{s}$ (767009); RT	79C010
21.1.29.	<i>trans</i> -1,2-Bis(M <sub>3</sub> -3-pyl)ethene dication	AN	0.1 mol/L TEAP	~22	$1.6 \times 10^6$	SS/LUM; $\tau_0 = 0.85 \mu\text{s}$ (767009); RT, ET; $k_q$ for RT only	79C010
21.1.30.	<i>trans</i> -1,2-Bis(M <sub>3</sub> -4-pyl)ethene dication	AN	0.1 mol/L TEAP	~22	$2.4 \times 10^9$	SS/LUM; $\tau_0 = 0.85 \mu\text{s}$ (767009); RT	79C010
21.1.31.	1,4-Bis( <i>N</i> -phenylamino)benzene	AN	0.1 mol/L TEAP	~22	$5.8 \times 10^9$	SS/LUM; $\tau_0^{\text{air}} = 0.15 \mu\text{s}$ (SL/LUM/SPC); RT	78E518
	1,4-Bis( <i>N</i> -phenylamino)benzene	AN	$\mu = 2 \times 10^{-4}$		$7.3 \times 10^9$	LP/LUM/SST, SS/LUM; $\tau_0^{\text{air}} = 0.16 \mu\text{s}$ ; RT	85A248
21.1.32.	<i>N,N</i> -Bis(poly-2,4-ionene)-(vio <sup>2+</sup> ) polycation	H <sub>2</sub> O	pH 5-7		$5.4 \times 10^8$	LP/LUM/AVE; OT; $f = 0.14$ ; $[\text{Q}] = 0.001 \text{ mol/L}$	85B030
	<i>N,N</i> -Bis(poly-2,4-ionene)-(vio <sup>2+</sup> ) polycation	H <sub>2</sub> O	$2 \times 10^{-4} \text{ mol/L Fe}(\text{CN})_6^{3-}$ ; pH 5-7		$6.1 \times 10^8$	LP/LUM/AVE; OT; $[\text{Q}] = 0.001 \text{ mol/L}$	85B030
21.1.33.	<i>N,N</i> -Bis(2-propyl)-vio <sup>2+</sup>	H <sub>2</sub> O	0.5 mol/L ACbuf; pH 5		$5.3 \times 10^8$	LP/LUM/SST; $\tau_0 = 0.69 \mu\text{s}$ ; OT	82C019

TABLE 21. Quenching of Ru(bpy)<sub>3</sub><sup>2+</sup> by organic compounds (except MV<sup>2+</sup>)—Continued

No.	Quencher	Solvent	Solution Medium	T/°C	$k_q$ /L mol <sup>-1</sup> s <sup>-1</sup>	Comments	Ref.
<b>21.1. Ru(bpy)<sub>3</sub><sup>2+</sup>—Continued</b>							
21.1.34.	1,2-Bis(4-pyridyl)ethane	H <sub>2</sub> O	0.01 mol/L Pbuf; pH 5.6; $\mu = 0.1$ (LiClO <sub>4</sub> )	25	$\leq 3 \times 10^7$	SS/LUM; $\tau_0 = 0.6 \mu\text{s}$ (766404); OT; [Q] = 0.0020 mol/L	78E293
21.1.35.	<i>trans</i> -1,2-Bis(4-pyridyl)ethene	H <sub>2</sub> O	0.01 mol/L Pbuf; pH 5.6; $\mu = 0.1$ (LiClO <sub>4</sub> )	25	$9.2 \times 10^7$ (calc)	SS/LUM; $\tau_0 = 0.6 \mu\text{s}$ (766404); OT; [Q] = 0.0013-0.0049 mol/L; Q partially protonated	78E293
21.1.36.	<i>N,N'</i> -Bis(4-sulfonatobenzyl)- (vio <sup>2+</sup> ) zwitterion	H <sub>2</sub> O	pH 4		$1.4 \times 10^9$	SS/LUM; OT; $f = 0.1$ ; [Q] $\leq 5 \times 10^{-4}$ mol/L; same $k_q$ from same lab in 85S084	82N118
21.1.37.	<i>N,N'</i> -Bis(3-sulfonato-1-propyl)- (bpy <sup>2+</sup> ) zwitterion	H <sub>2</sub> O	$\mu = 0.1$ (TBAC)	25	$6.1 \times 10^9$	SS/LUM; $\tau_0 = 0.58 \mu\text{s}$ (82E392); OT	85S182
	<i>N,N'</i> -Bis(3-sulfonato-1-propyl)- (bpy <sup>2+</sup> ) zwitterion	H <sub>2</sub> O	0.002 mol/L NaCl		$\sim 4 \times 10^8$ (estd)	SS/LUM; OT; [Q] = 0.002 mol/L	85F007
	<i>N,N'</i> -Bis(3-sulfonato-1-propyl)- (bpy <sup>2+</sup> ) zwitterion	H <sub>2</sub> O	pH 9.2		$3.2 \times 10^8$	OT	85N094
	<i>N,N'</i> -Bis(3-sulfonato-1-propyl)- (bpy <sup>2+</sup> ) zwitterion	H <sub>2</sub> O	0.2% w/w colloidal silica; pH 9.2		$4.0 \times 10^8$	OT; S adsorbed	85N094
21.1.38.	<i>N,N'</i> -Bis(3-sulfonato-1-propyl)- 3,3'-dimethyl-(bpy <sup>2+</sup> ) zwitterion	H <sub>2</sub> O	pH 9.2		$1.7 \times 10^8$	OT	85N094
	<i>N,N'</i> -Bis(3-sulfonato-1-propyl)- 3,3'-dimethyl-(bpy <sup>2+</sup> ) zwitterion	H <sub>2</sub> O	0.2% w/w colloidal silica; pH 9.2		$2.4 \times 10^8$	OT; S adsorbed	85N094
21.1.39.	<i>N,N'</i> -Bis(3-sulfonato-1-propyl)- 2,2'-dimethyl-(vio <sup>2+</sup> ) zwitterion	H <sub>2</sub> O	pH 9.2		$1.1 \times 10^9$	OT	85N094
	<i>N,N'</i> -Bis(3-sulfonato-1-propyl)- 2,2'-dimethyl-(vio <sup>2+</sup> ) zwitterion	H <sub>2</sub> O	0.2% w/w colloidal silica; pH 9.2		$1.2 \times 10^9$	OT; S adsorbed	85N094
21.1.40.	<i>N,N'</i> -Bis(3-sulfonato-1-propyl)- 2,2',6,6'-tetramethyl-(vio <sup>2+</sup> ) zwitterion	H <sub>2</sub> O	pH 9.2		$4.8 \times 10^8$	OT	85N094
	<i>N,N'</i> -Bis(3-sulfonato-1-propyl)- 2,2',6,6'-tetramethyl-(vio <sup>2+</sup> ) zwitterion	H <sub>2</sub> O	0.2% w/w colloidal silica; pH 9.2		$5.1 \times 10^8$	OT; S adsorbed	85N094
21.1.41.	<i>N,N'</i> -Bis(3-sulfonato-1-propyl)- (vio <sup>2+</sup> ) zwitterion	H <sub>2</sub> O			$1.3 \times 10^9$	LP/LUM/SST; OT; $f =$ 0.14	82A111
	<i>N,N'</i> -Bis(3-sulfonato-1-propyl)- (vio <sup>2+</sup> ) zwitterion	H <sub>2</sub> O	0.002 mol/L NaCl		$\sim 2 \times 10^9$ (estd)	SS/LUM; OT; [Q] = $5 \times$ $10^{-4}$ mol/L	85F007

TABLE 21. Quenching of Ru(bpy)<sub>3</sub><sup>2+</sup> by organic compounds (except MV<sup>2+</sup>)—Continued

No.	Quencher	Solvent	Solution Medium	T/°C	$k_q$ /L mol <sup>-1</sup> s <sup>-1</sup>	Comments	Ref.
<b>21.1. Ru(bpy)<sub>3</sub><sup>2+</sup>—Continued</b>							
	<i>N,N'</i> -Bis(3-sulfonato-1-propyl)- (vio <sup>2+</sup> ) zwitterion	H <sub>2</sub> O	0.5 mol/L H <sub>2</sub> SO <sub>4</sub>		1.9 × 10 <sup>9</sup>	LP/LUM/SST; OT; <i>f</i> = 0.23	82A111
	<i>N,N'</i> -Bis(3-sulfonato-1-propyl)- (vio <sup>2+</sup> ) zwitterion	H <sub>2</sub> O	pH 9.2		1.1 × 10 <sup>9</sup>	OT	85N094
	<i>N,N'</i> -Bis(3-sulfonato-1-propyl)- (vio <sup>2+</sup> ) zwitterion	H <sub>2</sub> O	0.2% w/w colloidal silica; pH 9.2		1.3 × 10 <sup>9</sup>	OT; S adsorbed	85N094
	<i>N,N'</i> -Bis(3-sulfonato-1-propyl)- (vio <sup>2+</sup> ) zwitterion	H <sub>2</sub> O	0.2% w/w colloidal silica; pH 9.8		1.5 × 10 <sup>9</sup>	SS/LUM; τ <sub>0</sub> <sup>air</sup> = 0.4 μs (78A002); OT; S adsorbed	82N119
21.1.42.	bpy	H <sub>2</sub> O	0.33 mol/L Na <sub>2</sub> SO <sub>4</sub> ; 0.028 mol/L NaHSO <sub>4</sub> ; μ = 1.0		4.2 × 10 <sup>6</sup>	SS/LUM; τ <sub>0</sub> = 0.60 μs (LP/LUM/SST); OT	82F048
21.1.43.	bpyH <sub>2</sub> <sup>2+</sup>	H <sub>2</sub> O	μ = 0.5 (HCl, NaCl)	25	1.2 × 10 <sup>9</sup>	SS/LUM; τ <sub>0</sub> = 0.60 μs (766404); OT; [Q] = (5-50) × 10 <sup>-4</sup> mol/L; <i>k<sub>q</sub></i> from pH dependence of <i>K<sub>SV</sub></i>	83C017
	bpyH <sub>2</sub> <sup>2+</sup>	H <sub>2</sub> O	μ = 0.5 (HNO <sub>3</sub> , NaNO <sub>3</sub> )	25	1.5 × 10 <sup>9</sup>	SS/LUM; τ <sub>0</sub> = 0.60 μs (766404); OT; [Q] = (5-50) × 10 <sup>-4</sup> mol/L; <i>k<sub>q</sub></i> from pH dependence of <i>K<sub>SV</sub></i>	83C017
21.1.44.	4-Bromobenzenediazonium cation	AN	0.1 mol/L TBAP		2.6 × 10 <sup>10</sup>	SS/LUM; RT	84F366
21.1.45.	4-Bromophenol	H <sub>2</sub> O	0.05 mol/L NaOH	23	1.7 × 10 <sup>8</sup>	LP/LUM/AVE; τ <sub>0</sub> = 0.60 μs; RT; <i>f</i> = 0.35	82A365
21.1.46.	4-( <i>tert</i> -Butyl)phenol	H <sub>2</sub> O	0.05 mol/L NaOH	23	1.2 × 10 <sup>9</sup>	LP/LUM/AVE; τ <sub>0</sub> = 0.60 μs; RT; <i>f</i> = 0.67	82A365
21.1.47.	4-Chloro- <i>N,N</i> -dimethylaniline	AN	0.1 mol/L TEAP	~22	7.4 × 10 <sup>8</sup>	SS/LUM; τ <sub>0</sub> = 0.85 μs (767009); RT	79C010
21.1.48.	1-Chloro-4-nitrobenzene	AN	0.1 mol/L TEAP	~22	8.0 × 10 <sup>6</sup>	SS/LUM; τ <sub>0</sub> = 0.85 μs (767009); OT; same <i>k<sub>q</sub></i> from same lab in 757168	79C010
21.1.49.	4-Chlorophenol	H <sub>2</sub> O	0.05 mol/L NaOH	23	1.9 × 10 <sup>8</sup>	LP/LUM/AVE; τ <sub>0</sub> = 0.60 μs; RT; <i>f</i> = 0.65	82A365
21.1.50.	Cresyl Violet	Ethylene glycol		22	4.6 × 10 <sup>8</sup>	SS/LUM; τ <sub>0</sub> = 0.84 μs (LP/LUM/AVE); ET; [Q] = 0.001 mol/L	83E052

TABLE 21. Quenching of  $\text{Ru}(\text{bpy})_3^{2+}$  by organic compounds (except  $\text{MV}^{2+}$ )—Continued

No.	Quencher	Solvent	Solution Medium	$T/^\circ\text{C}$	$k_q$ /L mol <sup>-1</sup> s <sup>-1</sup>	Comments	Ref.
<b>21.1. <math>\text{Ru}(\text{bpy})_3^{2+}</math>—Continued</b>							
	Cresyl Violet	Glycerol		22	$1.2 \times 10^8$	SS/LUM; $\tau_0^{\text{air}} = 0.89 \mu\text{s}$ (LP/LUM/AVE); ET; [Q] = 0.001 mol/L	83E052
	Cresyl Violet	MeOH		22	$6.7 \times 10^8$	SS/LUM; $\tau_0 = 0.77 \mu\text{s}$ (LP/LUM/AVE); ET; [Q] = (5-20) $\times 10^{-4}$ mol/L	83E052
21.1.51.	3-Cyanophenol	H <sub>2</sub> O	0.05 mol/L NaOH	23	$8.2 \times 10^6$	LP/LUM/AVE; $\tau_0 = 0.60$ $\mu\text{s}$ ; RT; $f = 0$	82A365
21.1.52.	4-Cyanophenol	H <sub>2</sub> O	0.05 mol/L NaOH	23	$\leq 2 \times 10^6$	SS/LUM; $\tau_0 = 0.60 \mu\text{s}$ (LP/LUM/AVE)	82A365
21.1.53.	<i>trans</i> - $\alpha$ -Cyanostilbene	MeOH			$2.1 \times 10^8$	SS/LUM; $\tau_0 = 0.83 \mu\text{s}$ (LP/LUM/SST); ET?	84F069
21.1.54.	4,4'-Diaminobiphenyl	AN	0.1 mol/L TEAP	~22	$4.5 \times 10^9$	SS/LUM; $\tau_0^{\text{air}} = 0.15 \mu\text{s}$ (SL/LUM/SPC); RT	78E518
21.1.55.	<i>N,N'</i> -Dibenzyl-vio <sup>2+</sup>	EtOH		22	$3.4 \times 10^8$	LP/LUM/SST, SS/LUM; $\tau_0$ = 0.90 $\mu\text{s}$ ; OT	80S001
	<i>N,N'</i> -Dibenzyl-vio <sup>2+</sup>	H <sub>2</sub> O	ACbuf; pH 5; $\mu =$ 0.1 (NaClO <sub>4</sub> )	20	$1.4 \times 10^9$	LP/LUM/SST; $\tau_0 = 0.64$ $\mu\text{s}$ ; OT	85F222
	<i>N,N'</i> -Dibenzyl-vio <sup>2+</sup>	H <sub>2</sub> O		22	$8.3 \times 10^8$	LP/LUM/SST, SS/LUM; $\tau_0$ = 0.64 $\mu\text{s}$ ; OT	80S001
	<i>N,N'</i> -Dibenzyl-vio <sup>2+</sup>	H <sub>2</sub> O	ACbuf; pH 5	22	$1.5 \times 10^9$	SS/LUM; $\tau_0 = 0.64 \mu\text{s}$ (80S001); OT	82S257
	<i>N,N'</i> -Dibenzyl-vio <sup>2+</sup>	H <sub>2</sub> O	0.17 mol/L Na <sub>2</sub> SO <sub>4</sub> ; $\mu = 0.5$	25	$1.8 \times 10^9$	SS/LUM or LP/LUM/SST; $\tau_0 = 0.60 \mu\text{s}$ (766404); OT; [Q] = (3-50) $\times 10^{-4}$ mol/L	82A145
	<i>N,N'</i> -Dibenzyl-vio <sup>2+</sup>	H <sub>2</sub> O			$2.4 \times 10^9$	SS/LUM; $\tau_0 = 0.6 \mu\text{s}$ ; OT; [Q] = (2-10) $\times 10^{-4}$ mol/L	78A269
	<i>N,N'</i> -Dibenzyl-vio <sup>2+</sup>	H <sub>2</sub> O	$\mu = 0$ (extrap'd)		$4.4 \times 10^8$	LP/LUM/SST; $\tau_0 = 0.55$ $\mu\text{s}$ ; OT; [Q] $\leq 0.02$ mol/L	80N138
	<i>N,N'</i> -Dibenzyl-vio <sup>2+</sup>	H <sub>2</sub> O	0.5 mol/L ACbuf; pH 5		$1.4 \times 10^9$	LP/LUM/SST; $\tau_0 = 0.69$ $\mu\text{s}$ ; OT; same $k_q$ from same lab in 82C019	80A247
21.1.56.	<i>N,N</i> -Diethylaniline	AN	0.1 mol/L TEAP	~22	$1.5 \times 10^8$	SS/LUM; $\tau_0^{\text{air}} = 0.15 \mu\text{s}$ (SL/LUM/SPC); RT	78E518
	<i>N,N</i> -Diethylaniline	AN	0.1 mol/L TEAP	~22	$1.5 \times 10^8$	SS/LUM; $\tau_0 = 0.85 \mu\text{s}$ (767009); RT	79C010
	<i>N,N</i> -Diethylaniline	MeOH		25	$3.9 \times 10^8$	SL/LUM/SPC; $\tau_0 = 0.67$ $\mu\text{s}$ ; $\Delta G^\ddagger = 24$ kJ/mol; RT	83E623

TABLE 21. Quenching of  $\text{Ru}(\text{bpy})_3^{2+}$  by organic compounds (except  $\text{MV}^{2+}$ )—Continued

No.	Quencher	Solvent	Solution Medium	$T/^\circ\text{C}$	$k_q$ /L mol <sup>-1</sup> s <sup>-1</sup>	Comments	Ref.
<b>21.1. <math>\text{Ru}(\text{bpy})_3^{2+}</math>—Continued</b>							
21.1.57.	Diethyldithiocarbamate ion	AN		23	$2.9 \times 10^{10}$	LP/LUM/SST; RT; some SQ	80A259
	Diethyldithiocarbamate ion	AN	0.1 mol/L $\text{LiClO}_4$	23	$1.3 \times 10^9$	SS/LUM; RT; $[\text{Q}] \leq 0.0025$ mol/L	80A259
	Diethyldithiocarbamate ion	AN	0.1 mol/L $\text{NaClO}_4$	23	$4.0 \times 10^9$	SS/LUM; RT; $[\text{Q}] \leq 0.0025$ mol/L	80A259
	Diethyldithiocarbamate ion	AN	0.1 mol/L TEAP	23	$9.6 \times 10^9$	SS/LUM; RT; $[\text{Q}] \leq 0.0025$ mol/L	80A259
	Diethyldithiocarbamate ion	AN	0.1 mol/L TBAP	23	$1.3 \times 10^{10}$	SS/LUM; RT; $[\text{Q}] \leq 0.0025$ mol/L	80A259
	Diethyldithiocarbamate ion	$\text{H}_2\text{O}$		23	$2.2 \times 10^9$	SS/LUM; RT	80A259
21.1.58.	<i>O,O'</i> -Diethyldithiophosphate ion	AN	0.1 mol/L $\text{NaClO}_4$	23	$< 1.3 \times 10^7$	SS/LUM; nonlinear S-V plot	80A259
21.1.59.	<i>N,N'</i> -Diethyl-2-methyl-vio <sup>2+</sup>	$\text{H}_2\text{O}$	ACbuf; pH 5	22	$7.4 \times 10^8$	SS/LUM; $\tau_0 = 0.64 \mu\text{s}$ (80S001); OT	82S257
21.1.60.	<i>N,N'</i> -Diheptyl-vio <sup>2+</sup>	$\text{H}_2\text{O}$	$\mu = 0$ (extrap'd)		$4.2 \times 10^8$	LP/LUM/SST; $\tau_0 = 0.55 \mu\text{s}$ ; OT; $[\text{Q}] \leq 0.02$ mol/L	80N138
	<i>N,N'</i> -Diheptyl-vio <sup>2+</sup>	$\text{H}_2\text{O}$	0.5 mol/L ACbuf; pH 5		$1.2 \times 10^9$	LP/LUM/SST; $\tau_0 = 0.69 \mu\text{s}$ ; OT	82C019
21.1.61.	1,4-Dihydroxybenzene	$\text{H}_2\text{O}$	0.005 mol/L Pbuf; pH 6.9; $\mu = 0.04$		$< 5 \times 10^7$	SS/LUM or LP/LUM/SST; $\tau_0 = 0.63 \mu\text{s}$ ; RT; $[\text{Q}] = 0.005\text{-}0.5$ mol/L	81A042
21.1.62.	4-( <i>N,N</i> -Dimethylamino)phenol	$\text{H}_2\text{O}$	0.05 mol/L NaOH	23	$3.9 \times 10^9$	LP/LUM/AVE; $\tau_0 = 0.60 \mu\text{s}$ ; RT; $f = 0.42$	82A365
	4-( <i>N,N</i> -Dimethylamino)phenol	$\text{H}_2\text{O}$	pH 7; $\mu = 0.05$	23	$2.4 \times 10^9$	LP/LUM/AVE; $\tau_0 = 0.60 \mu\text{s}$ ; RT; $f = 0.52$	82A365
21.1.63.	<i>N,N</i> -Dimethylaniline	AN		~22	$7.1 \times 10^7$	SS/LUM; $\tau_0 = 0.85 \mu\text{s}$ (77A240); RT; same $k_q$ from same lab in 776441	777106
	<i>N,N</i> -Dimethylaniline	AN	0.1 mol/L TEAP	~22	$6.5 \times 10^7$	SS/LUM; $\tau_0^{\text{air}} = 0.15 \mu\text{s}$ (SL/LUM/SPC); RT	78E518
	<i>N,N</i> -Dimethylaniline	AN	0.1 mol/L TEAP	~22	$7.2 \times 10^7$	SS/LUM; $\tau_0 = 0.85 \mu\text{s}$ (767009); RT; same $k_q$ from same lab in 77F920	79C010

TABLE 21. Quenching of  $\text{Ru}(\text{bpy})_3^{2+}$  by organic compounds (except  $\text{MV}^{2+}$ )—Continued

No.	Quencher	Solvent	Solution Medium	$T/^\circ\text{C}$	$k_q$ /L mol <sup>-1</sup> s <sup>-1</sup>	Comments	Ref.
<b>21.1. <math>\text{Ru}(\text{bpy})_3^{2+}</math>—Continued</b>							
	<i>N,N</i> -Dimethylaniline	AN		25	$9.9 \times 10^7$	SS/LUM; $\tau_0 = 0.85 \mu\text{s}$ (LP/LUM/AVE); $\Delta H^\ddagger = 8.9$ kJ/mol; $\Delta S^\ddagger = -62$ J/mol·K (10-40 °C); $\Delta G^\ddagger =$ 27 kJ/mol; RT; [Q] $\leq 0.014$ mol/L	82A189
	<i>N,N</i> -Dimethylaniline	AN		25	$9.5 \times 10^7$	SS/LUM; $\Delta H^\ddagger = 9.2$ kJ/mol; $\Delta S^\ddagger = -61$ J/mol·K	86A165
	<i>N,N</i> -Dimethylaniline	AN	$\mu = 2 \times 10^{-4}$		$9.8 \times 10^7$	LP/LUM/SST, SS/LUM; $\tau_0^{\text{air}} = 0.16 \mu\text{s}$ ; RT	85A248
	<i>N,N</i> -Dimethylaniline	EtOH		22	$1.8 \times 10^8$	LP/LUM/SST, SS/LUM; $\tau_0$ = 0.90 $\mu\text{s}$ ; RT	80S001
	<i>N,N</i> -Dimethylaniline	MeOH		25	$1.7 \times 10^8$	SL/LUM/SPC; $\tau_0 = 0.67$ $\mu\text{s}$ ; $\Delta G^\ddagger = 26$ kJ/mol; RT	83E623
	<i>N,N</i> -Dimethylaniline	MeOH		25	$1.6 \times 10^8$	SS/LUM; $\Delta H^\ddagger = 14$ kJ/mol; $\Delta S^\ddagger = -42$ J/mol·K	86A165
21.1.64.	<i>N,N'</i> -Dimethyl-3,3'-bipyridinium dication	AN	0.1 mol/L TEAP	~22	$1.0 \times 10^6$	SS/LUM; $\tau_0 = 0.85 \mu\text{s}$ (767009); OT	79C010
21.1.65.	<i>N,N'</i> -Dimethyl-bpy <sup>2+</sup>	AN	0.1 mol/L TEAP	~22	$9.1 \times 10^7$	SS/LUM; $\tau_0 = 0.85 \mu\text{s}$ (767009); OT	79C010
	<i>N,N'</i> -Dimethyl-bpy <sup>2+</sup>	H <sub>2</sub> O	0.5 mol/L ACbuf; pH 5		$1.8 \times 10^8$	LP/LUM/SST; $\tau_0 = 0.69$ $\mu\text{s}$ ; OT; same $k_q$ from same lab in 82C019	80A247
21.1.66.	4,4'-Dimethyl-bpyH <sub>2</sub> <sup>2+</sup>	H <sub>2</sub> O	$\mu = 0.5$ (NaHSO <sub>4</sub> , Na <sub>2</sub> SO <sub>4</sub> )	25	$1.5 \times 10^9$	SS/LUM; $\tau_0 = 0.60 \mu\text{s}$ (766404); OT; [Q] = (5-50) $\times 10^{-4}$ mol/L; $k_q$ from pH dependence of $K_{SV}$	83C017
	4,4'-Dimethyl-bpyH <sub>2</sub> <sup>2+</sup>	H <sub>2</sub> O	$\mu = 0.5$ (HCl, NaCl)	25	$1.2 \times 10^9$	SS/LUM; $\tau_0 = 0.60 \mu\text{s}$ (766404); OT; [Q] = (5-50) $\times 10^{-4}$ mol/L; $k_q$ from pH dependence of $K_{SV}$	83C017
21.1.67.	<i>N,N'</i> -Dimethyl-2,7-diazaphenanthrene dication	AN	0.1 mol/L TEAP	~22	$2.9 \times 10^9$	SS/LUM; $\tau_0 = 0.85 \mu\text{s}$ (767009); OT	79C010
21.1.68.	Dimethyldibenzothiafulvalene	MeOH/THF (1/1)			$4 \times 10^9$	LP/LUM/SST; $\tau_0 = 0.75$ $\mu\text{s}$ ; RT	777296
21.1.69.	<i>N,N'</i> -Dimethyl-phen <sup>2+</sup>	H <sub>2</sub> O	0.5 mol/L ACbuf; pH 5		$1.4 \times 10^8$	LP/LUM/SST; $\tau_0 = 0.69$ $\mu\text{s}$ ; OT; same $k_q$ from same lab in 83N211	82C019

TABLE 21. Quenching of  $\text{Ru}(\text{bpy})_3^{2+}$  by organic compounds (except  $\text{MV}^{2+}$ )—Continued

No.	Quencher	Solvent	Solution Medium	$T/^\circ\text{C}$	$k_q$ /L mol <sup>-1</sup> s <sup>-1</sup>	Comments	Ref.
<b>21.1. <math>\text{Ru}(\text{bpy})_3^{2+}</math>—Continued</b>							
21.1.70.	<i>N,N'</i> -Dimethyl-3,3'-thio-vio <sup>2+</sup>	H <sub>2</sub> O	ACbuf; pH 5		$8.4 \times 10^8$	EMI or LIF; OT	86F456
21.1.71.	1,2-Dinitrobenzene	AN	0.1 mol/L TEAP	~22	$3.1 \times 10^9$	SS/LUM; $\tau_0 = 0.85 \mu\text{s}$ (767009); OT; same $k_q$ from same lab in 757168 and 77F920	79C010
21.1.72.	1,3-Dinitrobenzene	AN	0.1 mol/L TEAP	~22	$1.6 \times 10^9$	SS/LUM; $\tau_0 = 0.85 \mu\text{s}$ (767009); OT; same $k_q$ from same lab in 757168	79C010
21.1.73.	1,4-Dinitrobenzene	AN	0.1 mol/L TEAP		$6.6 \times 10^9$	SS/LUM; $\tau_0 = 0.86 \mu\text{s}$ (SL/LUM/SPC); OT; same $k_q$ from same lab in 77F920; $8.6 \times 10^9 \text{ L mol}^{-1}$ $\text{s}^{-1}$ at ~22 °C with SS/LUM and $\tau_0 = 0.85 \mu\text{s}$ from same lab in 79C010	757168
21.1.74.	4,4'-Dinitrobiphenyl	AN	0.1 mol/L TEAP	~22	$1.2 \times 10^8$	SS/LUM; $\tau_0 = 0.85 \mu\text{s}$ (767009); OT; same $k_q$ from same lab in 757168	79C010
	4,4'-Dinitrobiphenyl	AN		25	$4.4 \times 10^7$	SS/LUM; $\tau_0 = 0.85 \mu\text{s}$ (LP/LUM/AVE); $\Delta H^\ddagger =$ $-24 \text{ kJ/mol}$ ; $\Delta S^\ddagger = -180$ $\text{J/mol}\cdot\text{K}$ (10-40 °C); $\Delta G^\ddagger =$ $29 \text{ kJ/mol}$ ; OT; $[\text{Q}] \leq 0.014$ $\text{mol/L}$	82A189
21.1.75.	<i>cis</i> -4,4'-Dinitrostilbene	AN	0.1 mol/L TEAP	~22	$1.8 \times 10^8$	SS/LUM; $\tau_0 = 0.85 \mu\text{s}$ (767009); OT; same $k_q$ from same lab in 757168	79C010
21.1.76.	<i>N,N'</i> -Dioctyl-vio <sup>2+</sup>	H <sub>2</sub> O			$2.5 \times 10^9$	SS/LUM; OT	86N119
21.1.77.	<i>N,N'</i> -Dioctyl-vio <sup>2+</sup> , $\beta$ -CD complex	H <sub>2</sub> O	variable [ $\beta$ -CD]		$8.5 \times 10^8$	SS/LUM; OT; $[\text{Q}] = (5-50)$ $\times 10^{-4} \text{ mol/L}$ ; nonlinear S-V plots; $k_q$ eval'd from $k_{\text{obs}}$ at various [ $\beta$ -CD]	86N119
21.1.78.	Diphenylamine	MeOH			$2.5 \times 10^7$	LP/LUM/SST; $\tau_0 = 0.75$ $\mu\text{s}$ ; RT	777296
21.1.79.	3,4-Diphenyl-sydnone	AN		24	$2.4 \times 10^9$	LP/LUM/AVE; ET	86A380
21.1.80.	DMSO	H <sub>2</sub> O	pH 4-5; $\mu = 0.50$ (NaCl)	25	$<1 \times 10^6$	SS/LUM; $\tau_0 = 0.60 \mu\text{s}$ (766404)	776405
21.1.81.	DQ <sup>2+</sup>	H <sub>2</sub> O	ACbuf; pH 5	22	$1.7 \times 10^9$	SS/LUM; $\tau_0 = 0.64 \mu\text{s}$ (80S001); OT	82S257

TABLE 21. Quenching of Ru(bpy)<sub>3</sub><sup>2+</sup> by organic compounds (except MV<sup>2+</sup>)—Continued

No.	Quencher	Solvent	Solution Medium	T/°C	$k_q$ /L mol <sup>-1</sup> s <sup>-1</sup>	Comments	Ref.
<b>21.1. Ru(bpy)<sub>3</sub><sup>2+</sup>—Continued</b>							
	DQ <sup>2+</sup>	H <sub>2</sub> O	0.17 mol/L Na <sub>2</sub> SO <sub>4</sub> ; $\mu = 0.5$	25	$2.0 \times 10^9$	SS/LUM or LP/LUM/SST; $\tau_0 = 0.60 \mu\text{s}$ (766404); OT; [Q] = (3-50) $\times 10^{-4}$ mol/L	82A145
	DQ <sup>2+</sup>	H <sub>2</sub> O	$\mu = 0.5$ (HCl, NaCl)	25	$3.0 \times 10^9$	SS/LUM; $\tau_0 = 0.60 \mu\text{s}$ (766404); OT; [Q] = (5-50) $\times 10^{-4}$ mol/L	83C017
	DQ <sup>2+</sup>	H <sub>2</sub> O	$\mu = 0$ (extrap'd)		$3.5 \times 10^8$	LP/LUM/SST; $\tau_0 = 0.55$ $\mu\text{s}$ ; OT; [Q] $\leq 0.02$ mol/L	80N138
	DQ <sup>2+</sup>	H <sub>2</sub> O	0.5 mol/L ACbuf; pH 5		$1.4 \times 10^9$	LP/LUM/SST; $\tau_0 = 0.69$ $\mu\text{s}$ ; OT; same $k_q$ from same lab in 82C019	80A247
21.1.82.	4-Ethoxyphenol	H <sub>2</sub> O	0.05 mol/L NaOH	23	$4.4 \times 10^9$	LP/LUM/AVE; $\tau_0 = 0.60$ $\mu\text{s}$ ; RT; $f = 0.44$	82A365
21.1.83.	<i>N,N'</i> -Ethylene-3,3'-dimethyl- bpy <sup>2+</sup>	H <sub>2</sub> O	0.5 mol/L ACbuf; pH 5		$6.0 \times 10^8$	LP/LUM/SST; $\tau_0 = 0.69$ $\mu\text{s}$ ; OT; same $k_q$ from same lab in 82C019	80A247
21.1.84.	<i>N,N'</i> -Ethylene-4,4'-dimethyl- bpy <sup>2+</sup>	H <sub>2</sub> O	0.17 mol/L Na <sub>2</sub> SO <sub>4</sub> ; $\mu = 0.5$	25	$1.4 \times 10^9$	SS/LUM or LP/LUM/SST; $\tau_0 = 0.60 \mu\text{s}$ (766404); OT; [Q] = (3-50) $\times 10^{-4}$ mol/L	82A145
	<i>N,N'</i> -Ethylene-4,4'-dimethyl- bpy <sup>2+</sup>	H <sub>2</sub> O	0.5 mol/L ACbuf; pH 5		$9.9 \times 10^8$	LP/LUM/SST; $\tau_0 = 0.69$ $\mu\text{s}$ ; OT; same $k_q$ from same lab in 82C019	80A247
21.1.85.	<i>N,N'</i> -Ethylene-5,5'-dimethyl- bpy <sup>2+</sup>	H <sub>2</sub> O	0.5 mol/L ACbuf; pH 5		$9.5 \times 10^8$	LP/LUM/SST; $\tau_0 = 0.69$ $\mu\text{s}$ ; OT; same $k_q$ from same lab in 82C019	80A247
21.1.86.	<i>N,N'</i> -Ethylene-6,6'-dimethyl- bpy <sup>2+</sup>	H <sub>2</sub> O	0.5 mol/L ACbuf; pH 5		$9.3 \times 10^8$	LP/LUM/SST; $\tau_0 = 0.69$ $\mu\text{s}$ ; OT	82C019
21.1.87.	<i>N,N'</i> -Ethylene-6-ethyl-bpy <sup>2+</sup>	H <sub>2</sub> O	ACbuf; pH 5	22	$1.0 \times 10^9$	SS/LUM; $\tau_0 = 0.64 \mu\text{s}$ (80S001); OT	82S257
21.1.88.	<i>N,N'</i> -Ethylene-6-methyl-bpy <sup>2+</sup>	H <sub>2</sub> O	ACbuf; pH 5	22	$1.2 \times 10^9$	SS/LUM; $\tau_0 = 0.64 \mu\text{s}$ (80S001); OT	82S257
21.1.89.	<i>N,N'</i> -Ethylene-phen <sup>2+</sup>	H <sub>2</sub> O	0.5 mol/L ACbuf; pH 5		$1.8 \times 10^9$	LP/LUM/SST; $\tau_0 = 0.69$ $\mu\text{s}$ ; OT; same $k_q$ from same lab in 83N211	82C019
21.1.90.	4-Ethylphenol	H <sub>2</sub> O	0.05 mol/L NaOH	23	$1.8 \times 10^9$	LP/LUM/AVE; $\tau_0 = 0.60$ $\mu\text{s}$ ; RT; $f = 0.56$	82A365
21.1.91.	Ethylxanthate ion	AN	0.1 mol/L NaClO <sub>4</sub>	23	$3.6 \times 10^9$	SS/LUM; RT	80A259



TABLE 21. Quenching of Ru(bpy)<sub>3</sub><sup>2+</sup> by organic compounds (except MV<sup>2+</sup>)—Continued

No.	Quencher	Solvent	Solution Medium	T/°C	$k_q$ /L mol <sup>-1</sup> s <sup>-1</sup>	Comments	Ref.
<b>21.1. Ru(bpy)<sub>3</sub><sup>2+</sup>—Continued</b>							
21.1.92.	1-Fluoro-4-nitrobenzene	AN	0.1 mol/L TEAP	~22	$8.3 \times 10^5$	SS/LUM; $\tau_0 = 0.85 \mu\text{s}$ (767009); OT; same $k_q$ from same lab in 757168	79C010
21.1.93.	3-Fluorophenol	H <sub>2</sub> O	0.05 mol/L NaOH	23	$8.5 \times 10^6$	LP/LUM/AVE; $\tau_0 = 0.60$ $\mu\text{s}$ ; RT; $f = 0.95$	82A365
21.1.94.	4-Fluorophenol	H <sub>2</sub> O	0.05 mol/L NaOH	23	$2.1 \times 10^8$	LP/LUM/AVE; $\tau_0 = 0.60$ $\mu\text{s}$ ; RT; $f = 0.60$	82A365
21.1.95.	<i>N,N',2,2',6,6'</i> -Hexamethyl-vio <sup>2+</sup>	H <sub>2</sub> O	ACbuf; pH 5	22	$4.6 \times 10^8$	SS/LUM; $\tau_0 = 0.64 \mu\text{s}$ (80S001); OT; same $k_q$ from same lab in 82F316	82S257
21.1.96.	1-(H-3-pyl)-2-(H-4-pyl)ethane dication	AN			$9.1 \times 10^8$	EMI; OT, ET (4%)	767528
21.1.97.	4-Hydroxybenzoic acid	H <sub>2</sub> O	0.05 mol/L NaOH	23	$2.1 \times 10^7$	LP/LUM/AVE; $\tau_0 = 0.60$ $\mu\text{s}$ ; $E_a = 54 \text{ kJ/mol}$ ; RT; $f$ $= 0.57$	82A365
21.1.98.	4-Hydroxybiphenyl	H <sub>2</sub> O	0.05 mol/L NaOH	23	$4.5 \times 10^9$	LP/LUM/AVE; $\tau_0 = 0.60$ $\mu\text{s}$ ; RT; $f = 0.46$	82A365
21.1.99.	Imidazole	H <sub>2</sub> O	pH 4-5; $\mu = 0.50$ (NaCl)	25	$<1 \times 10^5$	SS/LUM; $\tau_0 = 0.60 \mu\text{s}$ (766404)	776405
21.1.100.	4-Iodophenol	H <sub>2</sub> O	0.05 mol/L NaOH	23	$4.2 \times 10^8$	LP/LUM/AVE; $\tau_0 = 0.60$ $\mu\text{s}$ ; RT; $f = 0.14$	82A365
21.1.101.	<i>trans</i> -1-(Me-3-pyl)-2-(Me-4- pyl)ethene dication	AN	0.1 mol/L TEAP	~22	$7.7 \times 10^8$	SS/LUM; $\tau_0 = 0.85 \mu\text{s}$ (767009); RT, ET; $k_q$ for RT only	79C010
21.1.102.	<i>trans</i> -1-(Me-2-pyl)-2-(Me-3- pyl)ethene dication	AN	0.1 mol/L TEAP	~22	$5.6 \times 10^8$	SS/LUM; $\tau_0 = 0.85 \mu\text{s}$ (767009); RT	79C010
21.1.103.	2-Mercaptobenzoic acid	H <sub>2</sub> O	pH 9.4		$1.7 \times 10^9$	SS/LUM, LP/LUM/SST; [Q] = 0.001-0.004 mol/L	85F408
21.1.104.	4-Mercaptopyridine	H <sub>2</sub> O	pH 10.8		$5 \times 10^7$	LP/LUM/SST; [Q] = 0.0015, 0.0038 mol/L; some SQ	85F408
21.1.105.	4-Methoxyaniline	AN		~22	$6.4 \times 10^8$	SS/LUM; $\tau_0 = 0.85 \mu\text{s}$ (77A240); RT	777106
21.1.106.	4-Methoxybenzenediazonium cation	AN	0.1 mol/L TBAP		$1.6 \times 10^{10}$	SS/LUM; RT	84F366
21.1.107.	4-Methoxy- <i>N,N</i> -dimethylaniline	AN	0.1 mol/L TEAP	~22	$5.0 \times 10^9$	SS/LUM; $\tau_0 = 0.85 \mu\text{s}$ (767009); RT	79C010
	4-Methoxy- <i>N,N</i> -dimethylaniline	Acetone/H <sub>2</sub> O (19/1)	0.002 mol/L NaOH	23	$5.1 \times 10^9$	LP/LUM/AVE; $\tau_0 = 0.71$ $\mu\text{s}$ ; RT; $f = 0.74$	82A365

TABLE 21. Quenching of Ru(bpy)<sub>3</sub><sup>2+</sup> by organic compounds (except MV<sup>2+</sup>)—Continued

No.	Quencher	Solvent	Solution Medium	T/°C	$k_q$ /L mol <sup>-1</sup> s <sup>-1</sup>	Comments	Ref.
<b>21.1. Ru(bpy)<sub>3</sub><sup>2+</sup>—Continued</b>							
	4-Methoxy- <i>N,N</i> -dimethylaniline	Acetone/H <sub>2</sub> O (5.7/1)	0.002 mol/L NaOH	23	$3.7 \times 10^9$	LP/LUM/AVE; $\tau_0 = 0.77$ $\mu\text{s}$ ; RT; $f = 0.80$	82A365
	4-Methoxy- <i>N,N</i> -dimethylaniline	Acetone/H <sub>2</sub> O (1.9/1)	0.002 mol/L NaOH	23	$2.9 \times 10^9$	LP/LUM/AVE; $\tau_0 = 0.80$ $\mu\text{s}$ ; RT; $f = 0.81$	82A365
	4-Methoxy- <i>N,N</i> -dimethylaniline	EtOH/H <sub>2</sub> O (19/1)	0.002 mol/L NaOH	23	$3.4 \times 10^9$	LP/LUM/AVE; $\tau_0 = 0.74$ $\mu\text{s}$ ; RT; $f = 1$	82A365
	4-Methoxy- <i>N,N</i> -dimethylaniline	EtOH/H <sub>2</sub> O (5.7/1)	0.002 mol/L NaOH	23	$2.5 \times 10^9$	LP/LUM/AVE; $\tau_0 = 0.79$ $\mu\text{s}$ ; RT; $f = 1$	82A365
	4-Methoxy- <i>N,N</i> -dimethylaniline	EtOH/H <sub>2</sub> O (1.9/1)	0.002 mol/L NaOH	23	$1.8 \times 10^9$	LP/LUM/AVE; $\tau_0 = 0.81$ $\mu\text{s}$ ; RT; $f = 1$	82A365
	4-Methoxy- <i>N,N</i> -dimethylaniline	H <sub>2</sub> O	pH 7; $\mu = 0.05$	23	$2.6 \times 10^9$	LP/LUM/AVE; $\tau_0 = 0.60$ $\mu\text{s}$ ; RT; $f = 0.58$	82A365
	4-Methoxy- <i>N,N</i> -dimethylaniline	H <sub>2</sub> O/Acetone (19/1)	0.002 mol/L NaOH	23	$3.1 \times 10^9$	LP/LUM/AVE; $\tau_0 = 0.61$ $\mu\text{s}$ ; RT; $f = 0.58$	82A365
	4-Methoxy- <i>N,N</i> -dimethylaniline	H <sub>2</sub> O/Acetone (3/1)	0.002 mol/L NaOH	23	$2.9 \times 10^9$	LP/LUM/AVE; $\tau_0 = 0.72$ $\mu\text{s}$ ; RT; $f = 0.65$	82A365
	4-Methoxy- <i>N,N</i> -dimethylaniline	H <sub>2</sub> O/Acetone (1.2/1)	0.002 mol/L NaOH	23	$2.7 \times 10^9$	LP/LUM/AVE; $\tau_0 = 0.79$ $\mu\text{s}$ ; RT; $f = 0.82$	82A365
	4-Methoxy- <i>N,N</i> -dimethylaniline	H <sub>2</sub> O/EtOH (19/1)	0.002 mol/L NaOH	23	$2.9 \times 10^9$	LP/LUM/AVE; $\tau_0 = 0.62$ $\mu\text{s}$ ; RT; $f = 0.58$	82A365
	4-Methoxy- <i>N,N</i> -dimethylaniline	H <sub>2</sub> O/EtOH (3/1)	0.002 mol/L NaOH	23	$2.7 \times 10^9$	LP/LUM/AVE; $\tau_0 = 0.74$ $\mu\text{s}$ ; RT; $f = 0.61$	82A365
	4-Methoxy- <i>N,N</i> -dimethylaniline	H <sub>2</sub> O/EtOH (1.2/1)	0.002 mol/L NaOH	23	$2.0 \times 10^9$	LP/LUM/AVE; $\tau_0 = 0.77$ $\mu\text{s}$ ; RT; $f = 0.87$	82A365
21.1.108.	4-Methoxydithiobenzoate ion	AN	0.1 mol/L NaClO <sub>4</sub>	23	$5.0 \times 10^9$	SS/LUM; RT	80A259
21.1.109.	3-Methoxyphenol	H <sub>2</sub> O	0.05 mol/L NaOH	23	$3.3 \times 10^8$	LP/LUM/AVE; $\tau_0 = 0.60$ $\mu\text{s}$ ; RT; $f = 0.44$	82A365
21.1.110.	4-Methoxyphenol	Acetone/H <sub>2</sub> O (19/1)	0.002 mol/L NaOH	23	$2.4 \times 10^{10}$	LP/LUM/AVE; $\tau_0 = 0.71$ $\mu\text{s}$ ; RT; $f = 1$	82A365
	4-Methoxyphenol	Acetone/H <sub>2</sub> O (9/1)	0.002 mol/L NaOH	23	$1.8 \times 10^{10}$	LP/LUM/AVE; $\tau_0 = 0.76$ $\mu\text{s}$ ; RT; $f = 1$	82A365
	4-Methoxyphenol	Acetone/H <sub>2</sub> O (5.7/1)	0.002 mol/L NaOH	23	$1.4 \times 10^{10}$	LP/LUM/AVE; $\tau_0 = 0.77$ $\mu\text{s}$ ; RT; $f = 1$	82A365
	4-Methoxyphenol	Acetone/H <sub>2</sub> O (4/1)	0.002 mol/L NaOH	23	$1.1 \times 10^{10}$	LP/LUM/AVE; $\tau_0 = 0.80$ $\mu\text{s}$ ; RT; $f = 1$	82A365
	4-Methoxyphenol	Acetone/H <sub>2</sub> O (3/1)	0.002 mol/L NaOH	23	$8.8 \times 10^9$	LP/LUM/AVE; $\tau_0 = 0.81$ $\mu\text{s}$ ; RT; $f = 1$	82A365

TABLE 21. Quenching of  $\text{Ru}(\text{bpy})_3^{2+}$  by organic compounds (except  $\text{MV}^{2+}$ )—Continued

No.	Quencher	Solvent	Solution Medium	$T/^\circ\text{C}$	$k_q$ /L mol <sup>-1</sup> s <sup>-1</sup>	Comments	Ref.
<b>21.1. <math>\text{Ru}(\text{bpy})_3^{2+}</math>—Continued</b>							
	4-Methoxyphenol	Acetone/H <sub>2</sub> O (2.3/1)	0.002 mol/L NaOH	23	$7.3 \times 10^9$	LP/LUM/AVE; $\tau_0 = 0.81$ $\mu\text{s}$ ; RT; $f = 0.98$	82A365
	4-Methoxyphenol	Acetone/H <sub>2</sub> O (1.9/1)	0.002 mol/L NaOH	23	$6.5 \times 10^9$	LP/LUM/AVE; $\tau_0 = 0.80$ $\mu\text{s}$ ; RT; $f = 1$	82A365
	4-Methoxyphenol	Acetone/H <sub>2</sub> O (1.5/1)	0.002 mol/L NaOH	23	$5.8 \times 10^9$	LP/LUM/AVE; $\tau_0 = 0.81$ $\mu\text{s}$ ; RT; $f = 0.95$	82A365
	4-Methoxyphenol	Acetone/H <sub>2</sub> O (1.2/1)	0.002 mol/L NaOH	23	$5.5 \times 10^9$	LP/LUM/AVE; $\tau_0 = 0.80$ $\mu\text{s}$ ; RT; $f = 0.97$	82A365
	4-Methoxyphenol	EtOH/H <sub>2</sub> O (19/1)	0.002 mol/L NaOH	23	$6.8 \times 10^9$	LP/LUM/AVE; $\tau_0 = 0.74$ $\mu\text{s}$ ; RT; $f = 0.98$	82A365
	4-Methoxyphenol	EtOH/H <sub>2</sub> O (5.7/1)	0.002 mol/L NaOH	23	$5.8 \times 10^9$	LP/LUM/AVE; $\tau_0 = 0.79$ $\mu\text{s}$ ; RT; $f = 0.85$	82A365
	4-Methoxyphenol	EtOH/H <sub>2</sub> O (3/1)	0.002 mol/L NaOH	23	$5.0 \times 10^9$	LP/LUM/AVE; $\tau_0 = 0.81$ $\mu\text{s}$ ; RT; $f = 0.82$	82A365
	4-Methoxyphenol	EtOH/H <sub>2</sub> O (1.9/1)	0.002 mol/L NaOH	23	$4.2 \times 10^9$	LP/LUM/AVE; $\tau_0 = 0.81$ $\mu\text{s}$ ; RT; $f = 0.80$	82A365
	4-Methoxyphenol	EtOH/H <sub>2</sub> O (1.2/1)	0.002 mol/L NaOH	23	$3.7 \times 10^9$	LP/LUM/AVE; $\tau_0 = 0.78$ $\mu\text{s}$ ; RT; $f = 0.64$	82A365
	4-Methoxyphenol	H <sub>2</sub> O	0.05 mol/L NaOH	23	$4.5 \times 10^9$	LP/LUM/AVE; $\tau_0 = 0.60$ $\mu\text{s}$ ; $E_a = 18$ kJ/mol; RT; $f = 0.40$	82A365
	4-Methoxyphenol	H <sub>2</sub> O	pH 7; $\mu = 0.05$	23	$1.8 \times 10^7$	LP/LUM/AVE; $\tau_0 = 0.60$ $\mu\text{s}$ ; RT; $f = 0.80$	82A365
	4-Methoxyphenol	H <sub>2</sub> O/Acetone (19/1)	0.002 mol/L NaOH	23	$4.5 \times 10^9$	LP/LUM/AVE; $\tau_0 = 0.61$ $\mu\text{s}$ ; RT; $f = 0.42$	82A365
	4-Methoxyphenol	H <sub>2</sub> O/Acetone (5.7/1)	0.002 mol/L NaOH	23	$4.4 \times 10^9$	LP/LUM/AVE; $\tau_0 = 0.67$ $\mu\text{s}$ ; RT; $f = 0.54$	82A365
	4-Methoxyphenol	H <sub>2</sub> O/Acetone (3/1)	0.002 mol/L NaOH	23	$4.3 \times 10^9$	LP/LUM/AVE; $\tau_0 = 0.72$ $\mu\text{s}$ ; RT; $f = 0.56$	82A365
	4-Methoxyphenol	H <sub>2</sub> O/Acetone (1.9/1)	0.002 mol/L NaOH	23	$4.4 \times 10^9$	LP/LUM/AVE; $\tau_0 = 0.77$ $\mu\text{s}$ ; RT; $f = 0.72$	82A365
	4-Methoxyphenol	H <sub>2</sub> O/Acetone (1.2/1)	0.002 mol/L NaOH	23	$4.6 \times 10^9$	LP/LUM/AVE; $\tau_0 = 0.79$ $\mu\text{s}$ ; RT; $f = 0.80$	82A365
	4-Methoxyphenol	H <sub>2</sub> O/EtOH (19/1)	0.002 mol/L NaOH	23	$5.0 \times 10^9$	LP/LUM/AVE; $\tau_0 = 0.62$ $\mu\text{s}$ ; RT; $f = 0.40$	82A365
	4-Methoxyphenol	H <sub>2</sub> O/EtOH (5.7/1)	0.002 mol/L NaOH	23	$4.5 \times 10^9$	LP/LUM/AVE; $\tau_0 = 0.70$ $\mu\text{s}$ ; RT; $f = 0.39$	82A365

TABLE 21. Quenching of  $\text{Ru}(\text{bpy})_3^{2+}$  by organic compounds (except  $\text{MV}^{2+}$ )—Continued

No.	Quencher	Solvent	Solution Medium	$T/^\circ\text{C}$	$k_q$ /L mol <sup>-1</sup> s <sup>-1</sup>	Comments	Ref.
<b>21.1. <math>\text{Ru}(\text{bpy})_3^{2+}</math>—Continued</b>							
	4-Methoxyphenol	H <sub>2</sub> O/EtOH (3/1)	0.002 mol/L NaOH	23	$3.9 \times 10^9$	LP/LUM/AVE; $\tau_0 = 0.74$ $\mu\text{s}$ ; RT; $f = 0.40$	82A365
	4-Methoxyphenol	H <sub>2</sub> O/EtOH (1.9/1)	0.002 mol/L NaOH	23	$3.6 \times 10^9$	LP/LUM/AVE; $\tau_0 = 0.76$ $\mu\text{s}$ ; RT; $f = 0.46$	82A365
	4-Methoxyphenol	H <sub>2</sub> O/EtOH (1.2/1)	0.002 mol/L NaOH	23	$3.2 \times 10^9$	LP/LUM/AVE; $\tau_0 = 0.77$ $\mu\text{s}$ ; RT; $f = 0.51$	82A365
21.1.111.	<i>N</i> -Methyl-4-acetyl-py <sup>+</sup>	H <sub>2</sub> O	0.03 mol/L ACbuf; pH 5		$1.8 \times 10^9$	SS/LUM; $\tau_0^{\text{air}} = 0.40$ $\mu\text{s}$ (LP/LUM/SST); OT	85E687
	<i>N</i> -Methyl-4-acetyl-py <sup>+</sup>	H <sub>2</sub> O	0.5 mol/L Pbuf; pH 5		$1.8 \times 10^9$	SS/LUM; $\tau_0^{\text{air}} = 0.40$ $\mu\text{s}$ (LP/LUM/SST); OT	85E687
21.1.112.	<i>N</i> -Methylaniline	AN		25	$2.4 \times 10^7$	SS/LUM; $\tau_0 = 0.85$ $\mu\text{s}$ (LP/LUM/AVE); $\Delta H^\ddagger = 13$ kJ/mol; $\Delta S^\ddagger = -59$ J/mol·K (10-40 °C); $\Delta G^\ddagger =$ 31 kJ/mol; RT; $[\text{Q}] \leq 0.014$ mol/L	82A189
21.1.113.	4-Methylbenzenediazonium cation	AN	0.1 mol/L TBAP		$1.8 \times 10^{10}$	SS/LUM; RT	84F366
21.1.114.	Methyl-1,4-benzoquinone	DMF			$5.0 \times 10^9$	SS/LUM; $\tau_0^{\text{air}} = 0.20$ $\mu\text{s}$ (LP/LUM/AVE); OT	83E170
21.1.115.	<i>N</i> -Methyl-4-carbomethoxy-py <sup>+</sup>	H <sub>2</sub> O	0.03 mol/L ACbuf; pH 5		$1.4 \times 10^9$	SS/LUM; $\tau_0^{\text{air}} = 0.40$ $\mu\text{s}$ (LP/LUM/SST); OT	85E687
	<i>N</i> -Methyl-4-carbomethoxy-py <sup>+</sup>	H <sub>2</sub> O	0.5 mol/L Pbuf; pH 5		$1.9 \times 10^9$	SS/LUM; $\tau_0^{\text{air}} = 0.40$ $\mu\text{s}$ (LP/LUM/SST); OT	85E687
21.1.116.	<i>N</i> -Methyl-4-carboxylato-(py <sup>+</sup> ) zwitterion	H <sub>2</sub> O	0.03 mol/L ACbuf; pH 5		$5.5 \times 10^7$	SS/LUM; $\tau_0^{\text{air}} = 0.40$ $\mu\text{s}$ (LP/LUM/SST); OT	85E687
	<i>N</i> -Methyl-4-carboxylato-(py <sup>+</sup> ) zwitterion	H <sub>2</sub> O	0.5 mol/L Pbuf; pH 5		$5.3 \times 10^7$	SS/LUM; $\tau_0^{\text{air}} = 0.40$ $\mu\text{s}$ (LP/LUM/SST); OT	85E687
21.1.117.	<i>N</i> -Methyl-4-carboxy-py <sup>+</sup>	H <sub>2</sub> O	0.5 mol/L Pbuf; pH 0.5		$2.2 \times 10^9$	SS/LUM; $\tau_0^{\text{air}} = 0.40$ $\mu\text{s}$ (LP/LUM/SST); OT	85E687
21.1.118.	<i>N</i> -Methyl-4-cyano-py <sup>+</sup>	H <sub>2</sub> O	0.03 mol/L ACbuf; pH 5		$1.9 \times 10^9$	SS/LUM; $\tau_0^{\text{air}} = 0.40$ $\mu\text{s}$ (LP/LUM/SST); OT	85E687
	<i>N</i> -Methyl-4-cyano-py <sup>+</sup>	H <sub>2</sub> O	0.5 mol/L Pbuf; pH 5		$2.1 \times 10^9$	SS/LUM; $\tau_0^{\text{air}} = 0.40$ $\mu\text{s}$ (LP/LUM/SST); OT	85E687
21.1.119.	<i>N</i> -Methyl- <i>N'</i> -hexadecyl-vio <sup>2+</sup>	H <sub>2</sub> O			$6.7 \times 10^8$	LP/LUM/SST; $\tau_0 = 0.62$ $\mu\text{s}$ ; OT; $f = 0.30$ ; linear S-V plot for $[\text{Q}] \leq 0.004$ mol/L, corresponding to CMC	81N002

TABLE 21. Quenching of  $\text{Ru}(\text{bpy})_3^{2+}$  by organic compounds (except  $\text{MV}^{2+}$ )—Continued

No.	Quencher	Solvent	Solution Medium	$T/^\circ\text{C}$	$k_q$ /L mol <sup>-1</sup> s <sup>-1</sup>	Comments	Ref.
<b>21.1. <math>\text{Ru}(\text{bpy})_3^{2+}</math>—Continued</b>							
21.1.120.	Methyl 3-nitrobenzoate	AN	0.1 mol/L TEAP	~22	$1.7 \times 10^7$	SS/LUM; $\tau_0 = 0.85 \mu\text{s}$ (767009); OT; same $k_q$ from same lab in 757168	79C010
	Methyl 3-nitrobenzoate	AN		25	$1.5 \times 10^7$	SS/LUM; $\tau_0 = 0.85 \mu\text{s}$ (LP/LUM/AVE); $\Delta H^\ddagger =$ $-20 \text{ kJ/mol}$ ; $\Delta S^\ddagger = -180$ $\text{J/mol}\cdot\text{K}$ (10-40 $^\circ\text{C}$ ); $\Delta G^\ddagger =$ $32 \text{ kJ/mol}$ ; OT; $[\text{Q}] \leq 0.014$ mol/L	82A189
21.1.121.	Methyl 4-nitrobenzoate	AN	0.1 mol/L TEAP	~22	$6.6 \times 10^8$	SS/LUM; $\tau_0 = 0.85 \mu\text{s}$ (767009); OT; same $k_q$ from same lab in 757168	79C010
21.1.122.	3-Methylphenol	H <sub>2</sub> O	0.05 mol/L NaOH	23	$4.7 \times 10^8$	LP/LUM/AVE; $\tau_0 = 0.60$ $\mu\text{s}$ ; RT; $f = 0.61$	82A365
21.1.123.	4-Methylphenol	H <sub>2</sub> O	0.05 mol/L NaOH	23	$1.5 \times 10^9$	LP/LUM/AVE; $\tau_0 = 0.60$ $\mu\text{s}$ ; RT; $f = 0.60$	82A365
21.1.124.	<i>N</i> -Methylphenothiazine	AN		~22	$1.6 \times 10^9$	SS/LUM; $\tau_0 = 0.85 \mu\text{s}$ (77A240); RT	777106
	<i>N</i> -Methylphenothiazine	AN	0.1 mol/L TEAP	~22	$1.6 \times 10^9$	SS/LUM; $\tau_0 = 0.85 \mu\text{s}$ (767009); RT	79C010
	<i>N</i> -Methylphenothiazine	MeOH			$1.3 \times 10^9$	LP/LUM/SST; $\tau_0 = 0.75$ $\mu\text{s}$ ; RT	777296
21.1.125.	3-Methyl-4-phenyl-sydnone	AN		24	$8 \times 10^8$	LP/LUM/AVE; ET	86A380
21.1.126.	<i>N</i> -Methyl- <i>N'</i> -(poly-2,4-ionene)- (vio <sup>2+</sup> ) polycation	H <sub>2</sub> O	pH 5-7		$1.3 \times 10^9$	LP/LUM/AVE; OT; $f =$ 0.14; $[\text{Q}] = 0.001 \text{ mol/L}$	85B030
21.1.127.	<i>N</i> -Methylpyrazinium cation	H <sub>2</sub> O	pH 4-5; $\mu = 0.50$ (NaCl)	25	$2.1 \times 10^9$	SS/LUM; $\tau_0 = 0.60 \mu\text{s}$ (766404); OT	776405
21.1.128.	<i>N</i> -Methyl- <i>N'</i> -tetradecyl-vio <sup>2+</sup>	H <sub>2</sub> O	$\mu = 0.0014$		$8 \times 10^8$	LP/LUM/SST; OT; $f = 0.3$ (0.05 mol/L CTAC); $[\text{Q}] =$ $5 \times 10^{-4} \text{ mol/L}$ ; $k_q$ not affected by $\leq 0.05 \text{ mol/L}$ CTAC; $k_q = 7 \times 10^8 \text{ L}$ $\text{mol}^{-1} \text{ s}^{-1}$ for $\tau_0 = 0.62 \mu\text{s}$ from same lab in 81N002	80N025
	<i>N</i> -Methyl- <i>N'</i> -tetradecyl-vio <sup>2+</sup>	H <sub>2</sub> O	0.01 mol/L NaCl; $\mu = 0.011$		$1.1 \times 10^9$	LP/LUM/SST; OT; $[\text{Q}] = 5$ $\times 10^{-4} \text{ mol/L}$	80N025
21.1.129.	<i>N</i> -Methyl-vio <sup>+</sup>	H <sub>2</sub> O	0.01 mol/L Pbuf; pH 5.6; $\mu = 0.1$ (LiClO <sub>4</sub> )	25	$7.9 \times 10^8$	SS/LUM; $\tau_0 = 0.6 \mu\text{s}$ (766404); OT; $[\text{Q}] = (5.4-$ $19) \times 10^{-4} \text{ mol/L}$	78E293

TABLE 21. Quenching of  $\text{Ru}(\text{bpy})_3^{2+}$  by organic compounds (except  $\text{MV}^{2+}$ )—Continued

No.	Quencher	Solvent	Solution Medium	$T/^\circ\text{C}$	$k_q$ /L mol <sup>-1</sup> s <sup>-1</sup>	Comments	Ref.
<b>21.1. <math>\text{Ru}(\text{bpy})_3^{2+}</math>—Continued</b>							
21.1.130.	<i>N</i> -Methyl-vioH <sup>2+</sup>	H <sub>2</sub> O	0.094 mol/L HClO <sub>4</sub> ; $\mu = 0.1$	25	$2.5 \times 10^9$	SS/LUM; $\tau_0 = 0.60 \mu\text{s}$ (766404); OT; [Q] = (6-21) $\times 10^{-4}$ mol/L	78E293
21.1.131.	1,2-Naphthoquinone	DMF			$5.1 \times 10^9$	SS/LUM; $\tau_0^{\text{air}} = 0.20 \mu\text{s}$ (LP/LUM/AVE); OT	83E170
21.1.132.	1,4-Naphthoquinone	DMF			$4.4 \times 10^9$	SS/LUM; $\tau_0^{\text{air}} = 0.20 \mu\text{s}$ (LP/LUM/AVE); OT	83E170
21.1.133.	1-Naphthyldimethylamine	AN		18	$2 \times 10^6$	SS/LUM, FP/LUM/SST; $\tau_0^{\text{air}} = 0.22 \mu\text{s}$ ; RT	84E192
	1-Naphthyldimethylamine	EtOH		18	$6 \times 10^7$	SS/LUM, FP/LUM/SST; $\tau_0^{\text{air}} = 0.29 \mu\text{s}$ ; RT	84E192
21.1.134.	1-Naphthylphenylamine	AN		18	$3.5 \times 10^7$	SS/LUM, FP/LUM/SST; $\tau_0^{\text{air}} = 0.22 \mu\text{s}$ ; RT	84E192
	1-Naphthylphenylamine	EtOH		18	$3.4 \times 10^8$	SS/LUM, FP/LUM/SST; $\tau_0^{\text{air}} = 0.29 \mu\text{s}$ ; RT	84E192
21.1.135.	2-Naphthylphenylamine	AN		18	$1.8 \times 10^7$	SS/LUM, FP/LUM/SST; $\tau_0^{\text{air}} = 0.22 \mu\text{s}$ ; RT	84E192
	2-Naphthylphenylamine	EtOH		18	$3.1 \times 10^8$	SS/LUM, FP/LUM/SST; $\tau_0^{\text{air}} = 0.29 \mu\text{s}$ ; RT	84E192
21.1.136.	Nile Blue A	Ethylene glycol		22	$1.2 \times 10^9$	SS/LUM; $\tau_0 = 0.84 \mu\text{s}$ (LP/LUM/AVE); ET; [Q] = 0.001 mol/L	83E052
	Nile Blue A	Glycerol		22	$2.8 \times 10^8$	SS/LUM; $\tau_0^{\text{air}} = 0.89 \mu\text{s}$ (LP/LUM/AVE); ET; [Q] = 0.001 mol/L	83E052
	Nile Blue A	MeOH		22	$2.5 \times 10^9$	SS/LUM; $\tau_0 = 0.77 \mu\text{s}$ (LP/LUM/AVE); ET; [Q] = (2.5-20) $\times 10^{-4}$ mol/L	83E052
21.1.137.	3-Nitrobenzaldehyde	AN	0.1 mol/L TEAP	~22	$4.9 \times 10^7$	SS/LUM; $\tau_0 = 0.85 \mu\text{s}$ (767009); OT; same $k_q$ from same lab in 757168	79C010
21.1.138.	4-Nitrobenzaldehyde	AN	0.1 mol/L TEAP	~22	$2.0 \times 10^9$	SS/LUM; $\tau_0 = 0.85 \mu\text{s}$ (767009); OT; same $k_q$ from same lab in 757168	79C010
21.1.139.	Nitrobenzene	AN	0.1 mol/L TEAP	~22	$2.2 \times 10^5$	SS/LUM; $\tau_0 = 0.85 \mu\text{s}$ (767009); OT; same $k_q$ from same lab in 757168	79C010

TABLE 21. Quenching of  $\text{Ru}(\text{bpy})_3^{2+}$  by organic compounds (except  $\text{MV}^{2+}$ )—Continued

No.	Quencher	Solvent	Solution Medium	$T/^\circ\text{C}$	$k_q$ /L mol <sup>-1</sup> s <sup>-1</sup>	Comments	Ref.
<b>21.1. <math>\text{Ru}(\text{bpy})_3^{2+}</math>—Continued</b>							
	Nitrobenzene	H <sub>2</sub> O		22	$3.5 \times 10^9$	SS/LUM; $\tau_0 = 0.60 \mu\text{s}$ (766014); OT; $[\text{Q}] = (1-15)$ $\times 10^{-4}$ mol/L	78A219
	Nitrobenzene	H <sub>2</sub> O	0.0064 mol/L PVS	22	$2.1 \times 10^9$	SS/LUM; $\tau_0 = 0.60 \mu\text{s}$ (766014); OT; $[\text{Q}] = (1-15)$ $\times 10^{-4}$ mol/L	78A219
	Nitrobenzene	H <sub>2</sub> O			$7.0 \times 10^9$	LP/LUM/SST; $\tau_0 = 0.59 \mu\text{s}$	85N164
	Nitrobenzene	H <sub>2</sub> O	$9.4 \times 10^{-5}$ mol/L PMA; pH 2		$7.3 \times 10^9$	LP/LUM/SST; $\tau_0 = 0.59 \mu\text{s}$	85N164
	Nitrobenzene	H <sub>2</sub> O	$9.4 \times 10^{-5}$ mol/L PMA; pH 7		$3.6 \times 10^9$	LP/LUM/SST; $\tau_0 = 0.67 \mu\text{s}$	85N164
	Nitrobenzene	H <sub>2</sub> O	$9.4 \times 10^{-5}$ mol/L PMA; pH 9		$5.0 \times 10^9$	LP/LUM/SST; $\tau_0 = 0.59 \mu\text{s}$	85N164
21.1.140.	4-Nitrobenzoate ion	H <sub>2</sub> O	Pbuf; pH 5.8; $\mu =$ 0.10 (LiClO <sub>4</sub> )	25	$4.7 \times 10^9$	SS/LUM; $\tau_0 = 0.60 \mu\text{s}$ (747635); OT; $[\text{Q}] = (5-50)$ $\times 10^{-4}$ mol/L	80F058
21.1.141.	4-Nitro-bpy	H <sub>2</sub> O	0.33 mol/L Na <sub>2</sub> SO <sub>4</sub> ; 0.028 mol/L NaHSO <sub>4</sub> ; $\mu$ = 1.0		$2.6 \times 10^9$	SS/LUM; $\tau_0 = 0.60 \mu\text{s}$ (LP/LUM/SST); OT	82F048
21.1.142.	1-Nitro-4-nitrosobenzene	AN	0.1 mol/L TEAP	~22	$9.2 \times 10^9$	SS/LUM; $\tau_0 = 0.85 \mu\text{s}$ (767009); OT; same $k_q$ from same lab in 757168	79C010
21.1.143.	4-Nitrotoluene	AN	0.1 mol/L TEAP		$< 3 \times 10^5$	SS/LUM; $\tau_0 = 0.86 \mu\text{s}$ (SL/LUM/SPC)	757168
21.1.144.	OrgQue1	H <sub>2</sub> O	ACbuf		$3.6 \times 10^9$	SS/LUM	85F001
21.1.145.	OrgQue2	H <sub>2</sub> O	ACbuf		$3.2 \times 10^9$	SS/LUM	85F001
21.1.146.	OrgQue3	H <sub>2</sub> O	ACbuf		$3.7 \times 10^9$	SS/LUM	85F001
21.1.147.	OrgQue4	H <sub>2</sub> O	ACbuf		$4.0 \times 10^9$	SS/LUM	85F001
21.1.148.	OrgQue5	H <sub>2</sub> O	ACbuf		$3.7 \times 10^9$	SS/LUM; $[\text{Q}] \leq 0.003$ mol/L	85F001
21.1.149.	OrgQue6	H <sub>2</sub> O	ACbuf		$4.1 \times 10^9$	SS/LUM	85F001
21.1.150.	OrgQue7	py/MeOH (10/1)			$1.7 \times 10^9$	SS/LUM; $\tau_0 = 1.0 \mu\text{s}$ (LP/LUM/SST)	84F069
21.1.151.	OrgQue8	AN	0.1 mol/L TBAP		$5.5 \times 10^9$	SS/LUM; OT, ET?	84F159
21.1.152.	OrgQue9	AN	0.1 mol/L TBAP		$3.5 \times 10^9$	SS/LUM; OT, ET?	84F159
21.1.153.	OrgQue10	AN	0.1 mol/L TBAP		$3.8 \times 10^9$	SS/LUM; OT, ET?	84F159

TABLE 21. Quenching of Ru(bpy)<sub>3</sub><sup>2+</sup> by organic compounds (except MV<sup>2+</sup>)—Continued

No.	Quencher	Solvent	Solution Medium	T/°C	$k_q$ /L mol <sup>-1</sup> s <sup>-1</sup>	Comments	Ref.
<b>21.1. Ru(bpy)<sub>3</sub><sup>2+</sup>—Continued</b>							
21.1.154.	Oxazine 1	Ethylene glycol		22	$1.0 \times 10^9$	SS/LUM; $\tau_0 = 0.84 \mu\text{s}$ (LP/LUM/AVE); ET; [Q] = 0.001 mol/L	83E052
	Oxazine 1	Glycerol		22	$3.1 \times 10^8$	SS/LUM; $\tau_0^{\text{air}} = 0.89 \mu\text{s}$ (LP/LUM/AVE); ET; [Q] = 0.001 mol/L	83E052
	Oxazine 1	MeOH		22	$2.5 \times 10^9$	SS/LUM; $\tau_0 = 0.77 \mu\text{s}$ (LP/LUM/AVE); ET; [Q] = $(7.5-20) \times 10^{-4}$ mol/L	83E052
21.1.155.	9,10-Phenanthrenequinone	DMF			$4.1 \times 10^9$	SS/LUM; $\tau_0^{\text{air}} = 0.20 \mu\text{s}$ (LP/LUM/AVE); OT	83E170
21.1.156.	phenH <sup>+</sup>	H <sub>2</sub> O	$\mu = 0.5$ (NaHSO <sub>4</sub> , Na <sub>2</sub> SO <sub>4</sub> )	25	$1.3 \times 10^8$	SS/LUM; $\tau_0 = 0.60 \mu\text{s}$ (766404); OT; [Q] = $(5-50) \times 10^{-4}$ mol/L; $k_q$ from pH dependence of $K_{SV}$	83C017
	phenH <sup>+</sup>	H <sub>2</sub> O	$\mu = 0.5$ (HCl, NaCl)	25	$1.8 \times 10^8$	SS/LUM; $\tau_0 = 0.60 \mu\text{s}$ (766404); OT; [Q] = $(5-50) \times 10^{-4}$ mol/L; $k_q$ from pH dependence of $K_{SV}$	83C017
21.1.157.	phenH <sub>2</sub> <sup>2+</sup>	H <sub>2</sub> O	$\mu = 0.5$ (HCl, NaCl)	25	$9.2 \times 10^8$	SS/LUM; $\tau_0 = 0.60 \mu\text{s}$ (766404); OT; [Q] = $(5-50) \times 10^{-4}$ mol/L; $k_q$ from pH dependence of $K_{SV}$	83C017
21.1.158.	Phenol	H <sub>2</sub> O	0.05 mol/L NaOH	23	$1.2 \times 10^8$	LP/LUM/AVE; $\tau_0 = 0.60 \mu\text{s}$ ; $E_a = 34$ kJ/mol; RT; $f = 0.53$	82A365
21.1.159.	Phenothiazine	AN	0.1 mol/L TEAP	~22	$4.1 \times 10^9$	SS/LUM; $\tau_0^{\text{air}} = 0.15 \mu\text{s}$ (SL/LUM/SPC); RT	78E518
	Phenothiazine	AN	$\mu = 2 \times 10^{-4}$		$5.5 \times 10^9$	LP/LUM/SST, SS/LUM; $\tau_0^{\text{air}} = 0.16 \mu\text{s}$ ; RT	85A248
	Phenothiazine	MeOH			$5.6 \times 10^9$	LP/LUM/SST; $\tau_0 = 0.75 \mu\text{s}$ ; RT	777296
21.1.160.	<i>cis</i> -1-Phenyl-2-(Me-4-pyl)ethene cation	H <sub>2</sub> O			$2.9 \times 10^7$	SS/LUM; $\tau_0 = 0.69 \mu\text{s}$ (717111); OT	82F153
21.1.161.	<i>trans</i> -1-Phenyl-2-(2-pyridyl)ethene	C <sub>6</sub> H <sub>6</sub> /EtOH (15/1)		25	$4.5 \times 10^6$	SS/LUM; $\tau_0 = 0.69 \mu\text{s}$ (717111); ET	736244
21.1.162.	<i>trans</i> -1-Phenyl-2-(4-pyridyl)ethene	C <sub>6</sub> H <sub>6</sub> /EtOH (15/1)		25	$4.3 \times 10^6$	SS/LUM; $\tau_0 = 0.69 \mu\text{s}$ (717111); ET	736244
21.1.163.	3-Phenyl-sydnone	AN		24	$1.2 \times 10^9$	LP/LUM/AVE; ET	86A380



TABLE 21. Quenching of Ru(bpy)<sub>3</sub><sup>2+</sup> by organic compounds (except MV<sup>2+</sup>)—Continued

No.	Quencher	Solvent	Solution Medium	T/°C	$k_q$ /L mol <sup>-1</sup> s <sup>-1</sup>	Comments	Ref.
<b>21.1. Ru(bpy)<sub>3</sub><sup>2+</sup>—Continued</b>							
21.1.164.	PolyVio1	H <sub>2</sub> O			$2.7 \times 10^8$	SS/LUM, LP/LUM/SST; OT; [Q] = 0.001-0.004 mol/L; [Q] based on viologen units	82N117
21.1.165.	PolyVio2	H <sub>2</sub> O			$8.7 \times 10^8$	SS/LUM; $\tau_0 = 0.60 \mu\text{s}$ (766404); OT; [Q] $\leq 0.002$ mol/L; [Q] based on viologen units	81S011
21.1.166.	PolyVio10	H <sub>2</sub> O	pH 5-7		$1.6 \times 10^8$	LP/LUM/AVE; OT; $f =$ 0.12; [Q] = 0.001 mol/L; [Q] based on viologen units	85B030
21.1.167.	PolyVio11	H <sub>2</sub> O	pH 5-7		$5 \times 10^7$	LP/LUM/AVE; OT; $f =$ 0.57; [Q] = 0.001 mol/L; [Q] based on viologen units	85B030
	PolyVio11	H <sub>2</sub> O	$2 \times 10^{-4}$ mol/L Fe(CN) <sub>6</sub> <sup>3-</sup> ; pH 5- 7		$1.1 \times 10^8$	LP/LUM/AVE; OT; [Q] = 0.001 mol/L; [Q] based on viologen units	85B030
21.1.168.	PolyVio12	H <sub>2</sub> O	pH 5-7		$1.1 \times 10^8$	LP/LUM/AVE; OT; $f =$ 0.15; [Q] = 0.001 mol/L; [Q] based on viologen units	85B030
21.1.169.	PolyVio13	H <sub>2</sub> O	pH 5-7		$1.0 \times 10^8$	LP/LUM/AVE; OT; $f =$ 0.16; [Q] = 0.001 mol/L; [Q] based on viologen units	85B030
	PolyVio13	H <sub>2</sub> O	$2 \times 10^{-4}$ mol/L Fe(CN) <sub>6</sub> <sup>3-</sup> ; pH 5- 7		$1.4 \times 10^8$	LP/LUM/AVE; OT; [Q] = 0.001 mol/L; [Q] based on viologen units	85B030
21.1.170.	PolyVio14	H <sub>2</sub> O			$3.1 \times 10^8$	SS/LUM, LP/LUM/SST; OT; [Q] = 0.001-0.004 mol/L; [Q] based on viologen units	82N117
21.1.171.	py	H <sub>2</sub> O	pH 4-5; $\mu = 0.50$ (NaCl)	25	$< 1 \times 10^7$	SS/LUM; $\tau_0 = 0.60 \mu\text{s}$ (766404)	776405
	py	H <sub>2</sub> O	0.01 mol/L Pbuf; pH 5.6; $\mu = 0.1$ (LiClO <sub>4</sub> )	25	$\leq 3 \times 10^7$	SS/LUM; $\tau_0 = 0.6 \mu\text{s}$ (766404); OT; [Q] = 0.0025 mol/L; Q partially protonated	78E293
21.1.172.	pyH <sup>+</sup>	H <sub>2</sub> O	Pbuf; pH 5.8; $\mu =$ 0.10 (LiClO <sub>4</sub> )	25	$< 1 \times 10^7$	SS/LUM; $\tau_0 = 0.60 \mu\text{s}$ (747635); OT; [Q] = (5-50) $\times 10^{-4}$ mol/L	80F058

TABLE 21. Quenching of  $\text{Ru}(\text{bpy})_3^{2+}$  by organic compounds (except  $\text{MV}^{2+}$ )—Continued

No.	Quencher	Solvent	Solution Medium	$T/^\circ\text{C}$	$k_q$ /L mol <sup>-1</sup> s <sup>-1</sup>	Comments	Ref.
<b>21.1. <math>\text{Ru}(\text{bpy})_3^{2+}</math>—Continued</b>							
21.1.173.	Pyrazinecarboxylic acid	$\text{H}_2\text{O}$	pH 4-5; $\mu = 0.50$ (NaCl)	25	$1.8 \times 10^9$	SS/LUM; $\tau_0 = 0.60 \mu\text{s}$ (766404); OT	776405
21.1.174.	Rhodamine 101	Ethylene glycol		22	$5.5 \times 10^8$	SS/LUM; $\tau_0 = 0.84 \mu\text{s}$ (LP/LUM/AVE); ET; [Q] = 0.001 mol/L	83E052
	Rhodamine 101	Glycerol		22	$7 \times 10^7$	SS/LUM; $\tau_0^{\text{air}} = 0.89 \mu\text{s}$ (LP/LUM/AVE); ET; [Q] = 0.001 mol/L	83E052
	Rhodamine 101	MeOH		22	$8.5 \times 10^8$	SS/LUM; $\tau_0 = 0.77 \mu\text{s}$ (LP/LUM/AVE); ET; [Q] = (2.5-20) $\times 10^{-4}$ mol/L; $k_q$ = $9 \times 10^8$ L mol <sup>-1</sup> s <sup>-1</sup> for SS/LUM (see Mech. [6]) from same lab in 80E412	83E052
21.1.175.	<i>trans</i> -Stilbene	$\text{C}_6\text{H}_6/\text{EtOH}$ (15/1)		25	$2.1 \times 10^6$	SS/LUM; $\tau_0 = 0.69 \mu\text{s}$ (717111); ET; [Q] = 0.01- 0.06 mol/L	736244
21.1.176.	Tetrachloro-1,4-benzoquinone	DMF			$6.9 \times 10^9$	SS/LUM; $\tau_0^{\text{air}} = 0.20 \mu\text{s}$ (LP/LUM/AVE); OT	83E170
21.1.177.	Tetrachloro-1,2-benzoquinone	DMF			$7.2 \times 10^9$	SS/LUM; $\tau_0^{\text{air}} = 0.20 \mu\text{s}$ (LP/LUM/AVE); OT	83E170
21.1.178.	Tetracyanoethene	AN	0.1 mol/L TEAP	25	$1.6 \times 10^{10}$	SS/LUM; OT	77F920
21.1.179.	Tetramethyl-1,4-benzoquinone	AN		25	$3.9 \times 10^9$	SS/LUM; $\tau_0 = 0.85 \mu\text{s}$ (LP/LUM/AVE); $\Delta H^\ddagger =$ $-8.6$ kJ/mol; $\Delta S^\ddagger = -90$ J/mol·K (10-40 °C); $\Delta G^\ddagger =$ 18 kJ/mol; OT; [Q] $\leq 0.014$ mol/L	82A189
	Tetramethyl-1,4-benzoquinone	AN			$3.3 \times 10^9$	LP/LUM/SST; OT	80N138
	Tetramethyl-1,4-benzoquinone	DMF			$2.4 \times 10^9$	SS/LUM; $\tau_0^{\text{air}} = 0.20 \mu\text{s}$ (LP/LUM/AVE); OT	83E170
21.1.180.	$N,N'$ -(Tetramethylene)-bpy <sup>2+</sup>	$\text{H}_2\text{O}$	0.17 mol/L $\text{Na}_2\text{SO}_4$ ; $\mu = 0.5$	25	$5.0 \times 10^8$	SS/LUM or LP/LUM/SST; $\tau_0 = 0.60 \mu\text{s}$ (766404); OT; [Q] = (3-50) $\times 10^{-4}$ mol/L	82A145
	$N,N'$ -(Tetramethylene)-bpy <sup>2+</sup>	$\text{H}_2\text{O}$	0.5 mol/L ACbuf; pH 5		$3.2 \times 10^8$	LP/LUM/SST; $\tau_0 = 0.69$ $\mu\text{s}$ ; OT; same $k_q$ from same lab in 82C019	80A247
21.1.181.	$N,N'$ -(Tetramethylene)-4,4'- dimethyl-bpy <sup>2+</sup>	$\text{H}_2\text{O}$	0.5 mol/L ACbuf; pH 5		$9.6 \times 10^7$	LP/LUM/SST; $\tau_0 = 0.69$ $\mu\text{s}$ ; OT; same $k_q$ from same lab in 82C019	80A247

TABLE 21. Quenching of Ru(bpy)<sub>3</sub><sup>2+</sup> by organic compounds (except MV<sup>2+</sup>)—Continued

No.	Quencher	Solvent	Solution Medium	T/°C	$k_q$ /L mol <sup>-1</sup> s <sup>-1</sup>	Comments	Ref.
<b>21.1. Ru(bpy)<sub>3</sub><sup>2+</sup>—Continued</b>							
21.1.182.	<i>N,N'</i> -(Tetramethylene)-phen <sup>2+</sup>	H <sub>2</sub> O	0.5 mol/L ACbuf; pH 5		$2.1 \times 10^8$	LP/LUM/SST; $\tau_0 = 0.69$ $\mu\text{s}$ ; OT; same $k_q$ from same lab in 83N211	82C019
21.1.183.	<i>N,N',2,2'</i> -Tetramethyl-vio <sup>2+</sup>	H <sub>2</sub> O	ACbuf; pH 5	22	$6.9 \times 10^8$	SS/LUM; $\tau_0 = 0.64 \mu\text{s}$ (80S001); OT; same $k_q$ from same lab in 82F316	82S257
21.1.184.	<i>N,N',3,3'</i> -Tetramethyl-vio <sup>2+</sup>	H <sub>2</sub> O	ACbuf; pH 5	22	$8.8 \times 10^7$	SS/LUM; $\tau_0 = 0.64 \mu\text{s}$ (80S001); OT	82S257
21.1.185.	Tetrathiafulvalene	MeOH			$1.1 \times 10^{10}$	LP/LUM/AVE; RT; [Q] = (5-50) $\times 10^{-4}$ mol/L	82N068
21.1.186.	Triethanolamine	DMF			$1.7 \times 10^5$	SS/LUM; $\tau_0 = 0.67 \mu\text{s}$ ; RT?	86F230
	Triethanolamine	H <sub>2</sub> O	0.17 mol/L Na <sub>2</sub> SO <sub>4</sub> ; $\mu = 0.5$	25	$< 2 \times 10^5$	SS/LUM or LP/LUM/SST	81N003
21.1.187.	4-(Triethylphosphonio)-bpy cation	H <sub>2</sub> O	0.33 mol/L Na <sub>2</sub> SO <sub>4</sub> ; 0.028 mol/L NaHSO <sub>4</sub> ; $\mu$ = 1.0		$2.3 \times 10^8$	SS/LUM; $\tau_0 = 0.60 \mu\text{s}$ (LP/LUM/SST); OT	82F048
21.1.188.	4, <i>N,N</i> -Trimethylaniline	AN	0.1 mol/L TEAP	~22	$1.1 \times 10^9$	SS/LUM; $\tau_0^{\text{air}} = 0.15 \mu\text{s}$ (SL/LUM/SPC); RT	78E518
	4, <i>N,N</i> -Trimethylaniline	AN	0.1 mol/L TEAP	~22	$1.5 \times 10^9$	SS/LUM; $\tau_0 = 0.85 \mu\text{s}$ (767009); RT	79C010
	4, <i>N,N</i> -Trimethylaniline	AN		~23	$1.5 \times 10^9$	LP/ABS/SST; $\tau_0 = 0.86 \mu\text{s}$ ; RT	81E203
	4, <i>N,N</i> -Trimethylaniline	AN		25	$1.2 \times 10^9$	SS/LUM; $\tau_0 = 0.85 \mu\text{s}$ (LP/LUM/AVE); $\Delta H^\ddagger = 3.3$ kJ/mol; $\Delta S^\ddagger = -60$ J/mol·K (10-40 °C); $\Delta G^\ddagger =$ 21 kJ/mol; RT; [Q] $\leq 0.014$ mol/L	82A189
	4, <i>N,N</i> -Trimethylaniline	AN	$\mu = 2 \times 10^{-4}$		$1.3 \times 10^9$	LP/LUM/SST, SS/LUM; $\tau_0^{\text{air}} = 0.16 \mu\text{s}$ ; RT	85A248
	4, <i>N,N</i> -Trimethylaniline	MeOH		25	$2.6 \times 10^9$	SL/LUM/SPC; $\tau_0 = 0.67$ $\mu\text{s}$ ; $\Delta G^\ddagger = 19$ kJ/mol; RT	83E623
	4, <i>N,N</i> -Trimethylaniline	MeOH			$9.9 \times 10^8$	SS/LUM; $\tau_0 = 0.83 \mu\text{s}$ (LP/LUM/SST)	84F069
21.1.189.	Trimethyl-1,4-benzoquinone	H <sub>2</sub> O	0.005 mol/L Pbuf; pH 6.9; $\mu = 0.04$		$2.4 \times 10^9$	SS/LUM or LP/LUM/SST; $\tau_0 = 0.63 \mu\text{s}$ ; OT; $f =$ $< 0.01$ ; [Q] = (2-20) $\times 10^{-4}$ mol/L	81A042

TABLE 21. Quenching of Ru(bpy)<sub>3</sub><sup>2+</sup> by organic compounds (except MV<sup>2+</sup>)—Continued

No.	Quencher	Solvent	Solution Medium	T/°C	$k_q$ /L mol <sup>-1</sup> s <sup>-1</sup>	Comments	Ref.
<b>21.1. Ru(bpy)<sub>3</sub><sup>2+</sup>—Continued</b>							
21.1.190.	1,2,3-Trimethyl-5,6-dicyanonorbornadiene	AN		25	$2.0 \times 10^8$	SL/LUM/SPC, SS/LUM; $\tau_0 = 0.86 \mu\text{s}$ ; ET; $[Q] \leq 0.015$ mol/L	86F060
21.1.191.	Trimethyl-1,4-dihydroxybenzene	H <sub>2</sub> O	0.005 mol/L Pbuf; pH 6.9; $\mu = 0.04$		$< 5 \times 10^7$	SS/LUM or LP/LUM/SST; $\tau_0 = 0.63 \mu\text{s}$ ; RT	81A042
21.1.192.	<i>N,N'</i> -(Trimethylene)-4,4'-bis(4-sulfonatophenethyl)-(bpy <sup>2+</sup> ) zwitterion	H <sub>2</sub> O	$\mu = 0.1$ (TBAC)	25	$1.5 \times 10^9$	SS/LUM; $\tau_0 = 0.58 \mu\text{s}$ (82E392); OT; $[Q] \leq 0.0015$ mol/L	85S182
21.1.193.	<i>N,N'</i> -(Trimethylene)-bpy <sup>2+</sup>	H <sub>2</sub> O			$1.3 \times 10^9$	SS/LUM; $\tau_0 = 0.6 \mu\text{s}$ ; OT; $[Q] = (2-10) \times 10^{-4}$ mol/L	78A269
	<i>N,N'</i> -(Trimethylene)-bpy <sup>2+</sup>	H <sub>2</sub> O	0.5 mol/L ACbuf; pH 5		$5.7 \times 10^8$	LP/LUM/SST; $\tau_0 = 0.69 \mu\text{s}$ ; OT; same $k_q$ from same lab in 82C019	80A247
21.1.194.	<i>N,N'</i> -(Trimethylene)-4,4'-dimethyl-bpy <sup>2+</sup>	H <sub>2</sub> O	0.5 mol/L ACbuf; pH 5		$4.0 \times 10^8$	LP/LUM/SST; $\tau_0 = 0.69 \mu\text{s}$ ; OT; same $k_q$ from same lab in 82C019	80A247
21.1.195.	<i>N,N'</i> -(Trimethylene)-4,7-dimethylphen <sup>2+</sup>	H <sub>2</sub> O	0.5 mol/L ACbuf; pH 5		$1.1 \times 10^9$	LP/LUM/SST; $\tau_0 = 0.69 \mu\text{s}$ ; OT; same $k_q$ from same lab in 83N211	82C019
21.1.196.	<i>N,N'</i> -(Trimethylene)-4,4'-diphenethyl-bpy <sup>2+</sup>	H <sub>2</sub> O	$\mu = 0.1$ (TBAC)	25	$1.3 \times 10^9$	SS/LUM; $\tau_0 = 0.58 \mu\text{s}$ (82E392); OT	85S182
21.1.197.	<i>N,N'</i> -(Trimethylene)-4,7-diphenylphen <sup>2+</sup>	H <sub>2</sub> O	0.5 mol/L ACbuf; pH 5		$1.7 \times 10^9$	LP/LUM/SST; $\tau_0 = 0.69 \mu\text{s}$ ; OT; same $k_q$ from same lab in 83N211	82C019
21.1.198.	<i>N,N'</i> -(Trimethylene)-5-methoxy-bpy <sup>2+</sup>	H <sub>2</sub> O	ACbuf; pH 5	22	$4.3 \times 10^8$	SS/LUM; $\tau_0 = 0.64 \mu\text{s}$ (80S001); OT	82S257
21.1.199.	<i>N,N'</i> -(Trimethylene)-6-methyl-bpy <sup>2+</sup>	H <sub>2</sub> O	ACbuf; pH 5	22	$5.1 \times 10^8$	SS/LUM; $\tau_0 = 0.64 \mu\text{s}$ (80S001); OT	82S257
21.1.200.	<i>N,N'</i> -(Trimethylene)-phen <sup>2+</sup>	H <sub>2</sub> O	0.5 mol/L ACbuf; pH 5		$2.2 \times 10^9$	LP/LUM/SST; $\tau_0 = 0.69 \mu\text{s}$ ; OT; same $k_q$ from same lab in 83N211	82C019
21.1.201.	<i>N,N'</i> -(Trimethylene)-4,4',5,5'-tetramethyl-bpy <sup>2+</sup>	H <sub>2</sub> O	ACbuf; pH 5	22	$3.1 \times 10^8$	SS/LUM; $\tau_0 = 0.64 \mu\text{s}$ (80S001); OT	82S257
21.1.202.	2,4,6-Trimethylphenol	H <sub>2</sub> O	0.05 mol/L NaOH	23	$1.6 \times 10^9$	LP/LUM/AVE; $\tau_0 = 0.60 \mu\text{s}$ ; RT; $f = 0.36$	82A365
21.1.203.	<i>N,N'</i> ,2-Trimethyl-vio <sup>2+</sup>	H <sub>2</sub> O	ACbuf; pH 5	22	$8.0 \times 10^8$	SS/LUM; $\tau_0 = 0.64 \mu\text{s}$ (80S001); OT	82S257
21.1.204.	Triphenylamine	AN	0.1 mol/L TEAP	~22	$9.5 \times 10^5$	SS/LUM; $\tau_0 = 0.85 \mu\text{s}$ (767009); RT	79C010

TABLE 21. Quenching of  $\text{Ru}(\text{bpy})_3^{2+}$  by organic compounds (except  $\text{MV}^{2+}$ )—Continued

No.	Quencher	Solvent	Solution Medium	$T/^\circ\text{C}$	$k_q$ /L mol <sup>-1</sup> s <sup>-1</sup>	Comments	Ref.
<b>21.1.</b>	<b><math>\text{Ru}(\text{bpy})_3^{2+}</math>—Continued</b>						
	Triphenylamine	AN	$\mu = 2 \times 10^{-4}$		$1.1 \times 10^7$	LP/LUM/SST, SS/LUM; $\tau_0^{\text{air}} = 0.16 \mu\text{s}$ ; RT	85A248
21.1.205.	$\text{vioH}^+$	$\text{H}_2\text{O}$	0.02 mol/L ACbuf; pH 4.6; $\mu$ = 0.1 (LiClO <sub>4</sub> )	25	$5.4 \times 10^8$	SS/LUM; $\tau_0 = 0.6 \mu\text{s}$ (766404); OT; [Q] = (8.3- 21) $\times 10^{-4}$ mol/L	78E293
21.1.206.	$\text{vioH}_2^{2+}$	$\text{H}_2\text{O}$	0.094 mol/L HClO <sub>4</sub> ; $\mu = 0.1$	25	$1.7 \times 10^9$	SS/LUM; $\tau_0 = 0.60 \mu\text{s}$ (766404); OT; [Q] = (4.2- 21) $\times 10^{-4}$ mol/L	78E293
<b>21.2.</b>	<b>(+)<sub>D</sub>-<math>\text{Ru}(\text{bpy})_3^{2+}</math></b>						
21.2.1.	<i>N</i> -Methyl- <i>N'</i> -[(3 <i>S</i> )-(-)-3- pinanylmethyl]- $\text{vio}^{2+}$	$\text{H}_2\text{O}$			$3.3 \times 10^8$	LP/LUM/SST, SS/LUM; OT; 54% enantiomeric purity of S	83A402
<b>21.3.</b>	<b>(-)<sub>D</sub>-<math>\text{Ru}(\text{bpy})_3^{2+}</math></b>						
21.3.1.	<i>N</i> -Methyl- <i>N'</i> -[(3 <i>S</i> )-(-)-3- pinanylmethyl]- $\text{vio}^{2+}$	$\text{H}_2\text{O}$			$2.0 \times 10^8$	LP/LUM/SST, SS/LUM; OT; 92% enantiomeric purity of S	83A402

TABLE 22. Quenching of  $\text{Ru}(\text{bpy})_3^{2+}$  by  $\text{MV}^{2+}$ 

No.	Quencher	Solvent	Solution Medium	$T/^\circ\text{C}$	$k_q$ /L mol <sup>-1</sup> s <sup>-1</sup>	Comments	Ref.
<b>22.1.</b>	<b><math>\text{Ru}(\text{bpy})_3^{2+}</math></b>						
22.1.1.	$\text{MV}^{2+}$	AN	0.1 mol/L TEAP	~22	$2.4 \times 10^9$	SS/LUM; $\tau_0 = 0.85 \mu\text{s}$ (767009); OT, ET; same $k_q$ from same lab in 747159; $k_q$ for OT only	79C010
	$\text{MV}^{2+}$	AN			$2.8 \times 10^9$	EMI; $\tau_0 = 0.85 \mu\text{s}$ (SL/LUM/SPC); OT	776441
	$\text{MV}^{2+}$	AN	0.1 mol/L TBAP		$2.4 \times 10^9$	SS/LUM; $\tau_0 = 0.85 \mu\text{s}$ (FP/LUM/SST); OT	767009
	$\text{MV}^{2+}$	AN	0.1 mol/L TBAP; $\mu = 0.1$		$2.0 \times 10^9$	LP/LUM/SST; OT; $f =$ 0.42	82A111
	$\text{MV}^{2+}$	AN/BuN (1/1)	0.1 mol/L TEAP	25	$2.8 \times 10^9$	SS/LUM; OT	77F920
	$\text{MV}^{2+}$	AN/H <sub>2</sub> O (19/1)			$6.8 \times 10^8$	LP/LUM/SST; OT; $f =$ 0.35	82A111
	$\text{MV}^{2+}$	Acetone/H <sub>2</sub> O (2.3/1)	0.022-0.072 mol/L Cl <sup>-</sup> (LiCl)	25	$1.1 \times 10^9$	SS/LUM; $\tau_0 = 1.1 \mu\text{s}$ (eval'd); OT; [Q] = 0.005 mol/L; $k_q$ for S-Cl <sup>-</sup> ion- pair, see Mech. [12]; S and Q as Cl <sup>-</sup> salts	86F346
	$\text{MV}^{2+}$	Acetone/H <sub>2</sub> O (2.3/1)	0.012-0.062 mol/L LiI	25	$8.4 \times 10^9$	SS/LUM; $\tau_0 = 1.1 \mu\text{s}$ (eval'd); OT; [Q] = 0.005 mol/L; $k_q$ for S-I <sup>-</sup> ion-pair, see Mech. [12]; S and Q as Cl <sup>-</sup> salts	86F346
	$\text{MV}^{2+}$	Acetone/H <sub>2</sub> O (1.5/1)	0.022-0.072 mol/L Cl <sup>-</sup> (LiCl)	25	$6.1 \times 10^8$	SS/LUM; $\tau_0 = 1.1 \mu\text{s}$ (eval'd); OT; [Q] = 0.005 mol/L; $k_q$ for S-Cl <sup>-</sup> ion- pair, see Mech. [12]; S and Q as Cl <sup>-</sup> salts	86F346
	$\text{MV}^{2+}$	Acetone/H <sub>2</sub> O (1.5/1)	0.012-0.062 mol/L LiI	25	$2.9 \times 10^9$	SS/LUM; $\tau_0 = 1.1 \mu\text{s}$ (eval'd); OT; [Q] = 0.005 mol/L; $k_q$ for S-I <sup>-</sup> ion-pair, see Mech. [12]; S and Q as Cl <sup>-</sup> salts	86F346
	$\text{MV}^{2+}$	EtOH		22	$3.5 \times 10^8$	LP/LUM/SST, SS/LUM; $\tau_0$ = 0.90 $\mu\text{s}$ ; OT	80S001
	$\text{MV}^{2+}$	EtOH/H <sub>2</sub> O (5.7/1)			$2.7 \times 10^8$	SL/LUM/SPC or LP/LUM/SST; $\tau_0 = \sim 0.9$ $\mu\text{s}$ ; OT; [Q] = (0.05-1) $\times$ $10^{-2}$ mol/L	86A140

TABLE 22. Quenching of  $\text{Ru}(\text{bpy})_3^{2+}$  by  $\text{MV}^{2+}$ —Continued

No.	Quencher	Solvent	Solution Medium	$T/^\circ\text{C}$	$k_q$ /L mol <sup>-1</sup> s <sup>-1</sup>	Comments	Ref.
<b>22.1. <math>\text{Ru}(\text{bpy})_3^{2+}</math>—Continued</b>							
	$\text{MV}^{2+}$	$\text{H}_2\text{O}$	ACbuf; pH 5; $\mu = 0.1$ ( $\text{NaClO}_4$ )	20	$9.6 \times 10^8$	LP/LUM/SST; $\tau_0 = 0.64$ $\mu\text{s}$ ; OT	85F222
	$\text{MV}^{2+}$	$\text{H}_2\text{O}$	ACbuf; pH 5	22	$9.6 \times 10^8$	SS/LUM; $\tau_0 = 0.64$ $\mu\text{s}$ (80S001); OT; same $k_q$ from same lab in 82F316, 83A008, 83N214, and 80S001	82S257
	$\text{MV}^{2+}$	$\text{H}_2\text{O}$	$\mu = 0.027$ ( $\text{NaCl}$ )	$\sim 23$	$5.6 \times 10^8$	LP/LUM/SST; $\tau_0^{\text{air}} = 0.40$ $\mu\text{s}$ ; OT; $[\text{Q}] \leq 0.009$ mol/L	79F442
	$\text{MV}^{2+}$	$\text{H}_2\text{O}$	$\mu = 0.20$ ( $\text{NaClO}_4$ )	$\sim 23$	$3.7 \times 10^9$	LP/LUM/SST; $\tau_0^{\text{air}} = 0.38$ $\mu\text{s}$ ; OT; $[\text{Q}] \leq 0.024$ mol/L	79F442
	$\text{MV}^{2+}$	$\text{H}_2\text{O}$	$\mu = 0.23$ ( $\text{NaCl}$ )	$\sim 23$	$1.5 \times 10^9$	LP/LUM/SST; $\tau_0^{\text{air}} = 0.41$ $\mu\text{s}$ ; OT; $[\text{Q}] \leq 0.024$ mol/L	79F442
	$\text{MV}^{2+}$	$\text{H}_2\text{O}$	$\mu = 0.52$ ( $\text{NaCl}$ )	$\sim 23$	$2.0 \times 10^9$	LP/LUM/SST; $\tau_0^{\text{air}} = 0.41$ $\mu\text{s}$ ; OT; $[\text{Q}] \leq 0.024$ mol/L	79F442
	$\text{MV}^{2+}$	$\text{H}_2\text{O}$	$\mu = 1.5$ ( $\text{NaCl}$ )	$\sim 23$	$3.6 \times 10^9$	LP/LUM/SST; $\tau_0^{\text{air}} = 0.44$ $\mu\text{s}$ ; OT; $[\text{Q}] \leq 0.024$ mol/L	79F442
	$\text{MV}^{2+}$	$\text{H}_2\text{O}$	0.17 mol/L $\text{Na}_2\text{SO}_4$ ; $\mu = 0.5$	25	$1.2 \times 10^9$	SS/LUM or LP/LUM/SST; $\tau_0 = 0.60$ $\mu\text{s}$ (766404); OT; $[\text{Q}] = (3-50) \times 10^{-4}$ mol/L	82A145
	$\text{MV}^{2+}$	$\text{H}_2\text{O}$	$\mu = 0$ (calc'd, $\text{Na}_2\text{SO}_4$ )	25	$2.8 \times 10^8$	SL/LUM/SPC; OT; $[\text{Q}] \leq 0.001$ mol/L	85E617
	$\text{MV}^{2+}$	$\text{H}_2\text{O}$	0.5 mol/L KCl	25	$2.1 \times 10^9$	SS/LUM; $\tau_0 = 0.64$ $\mu\text{s}$ (83E209); OT	83F371
	$\text{MV}^{2+}$	$\text{H}_2\text{O}$	0.012-0.062 mol/L LiI, KI	25	$3.4 \times 10^9$	SS/LUM; $\tau_0 = 0.60$ $\mu\text{s}$ (78E887); OT; $[\text{Q}] = 0.005$ mol/L; $k_q$ for S- $\text{I}^-$ ion-pair, see Mech. [12]; S and Q as $\text{Cl}^-$ salts	86F346
	$\text{MV}^{2+}$	$\text{H}_2\text{O}$	0.022-0.072 mol/L $\text{Cl}^-$ (LiCl)	25	$1.0 \times 10^9$	SS/LUM; $\tau_0 = 0.60$ $\mu\text{s}$ (78E887); OT; $[\text{Q}] = 0.005$ mol/L; $k_q$ for S- $\text{Cl}^-$ ion-pair, see Mech. [12]; S and Q as $\text{Cl}^-$ salts	86F346
	$\text{MV}^{2+}$	$\text{H}_2\text{O}$	0.0067 mol/L Pbuf, $\leq 0.2$ mol/L HSEtOH; pH 7	30	$2.5 \times 10^8$	SS/QYP; $\tau_0 = 0.60$ $\mu\text{s}$ (766404); OT; $[\text{Q}] \leq 0.01$ mol/L; see Mech. [7]	81A139
	$\text{MV}^{2+}$	$\text{H}_2\text{O}$	0.0067 mol/L Pbuf, $\leq 0.2$ mol/L TEOA; pH 7	30	$2.9 \times 10^8$	SS/QYP; $\tau_0 = 0.60$ $\mu\text{s}$ (766404); OT; $[\text{Q}] \leq 0.01$ mol/L; see Mech. [7]	81A139

TABLE 22. Quenching of  $\text{Ru}(\text{bpy})_3^{2+}$  by  $\text{MV}^{2+}$ —Continued

No.	Quencher	Solvent	Solution Medium	$T/^\circ\text{C}$	$k_q$ /L mol <sup>-1</sup> s <sup>-1</sup>	Comments	Ref.
<b>22.1.</b>	<b><math>\text{Ru}(\text{bpy})_3^{2+}</math></b>						
	$\text{MV}^{2+}$	$\text{H}_2\text{O}$			$1.0 \times 10^9$	LP/LUM/SST; $\tau_0 = 0.69$ $\mu\text{s}$ ; OT; $[\text{Q}] = (5-50) \times 10^{-4}$ mol/L	80U059
	$\text{MV}^{2+}$	$\text{H}_2\text{O}$			$1.7 \times 10^9$	SS/LUM; $\tau_0 = 0.60$ $\mu\text{s}$ (766404); OT; $[\text{Q}] \leq 0.003$ mol/L; same $k_q$ from same lab in 78A269; $k_q = 2 \times 10^8$ L mol <sup>-1</sup> s <sup>-1</sup> at 20 $^\circ\text{C}$ with SS/LUM from same lab in 80N125	81S011
	$\text{MV}^{2+}$	$\text{H}_2\text{O}$			$5.4 \times 10^8$	LP/LUM/SST; OT; $f = 0.25$	82A111
	$\text{MV}^{2+}$	$\text{H}_2\text{O}$			$6.2 \times 10^8$	LP/LUM/SST; $\tau_0 = 0.59$ $\mu\text{s}$	85N164
	$\text{MV}^{2+}$	$\text{H}_2\text{O}$			$4.0 \times 10^8$	SS/LUM; $\tau_0^{\text{air}} = 0.41$ $\mu\text{s}$ (LP/LUM/SST); OT	85A191
	$\text{MV}^{2+}$	$\text{H}_2\text{O}$			$4.5 \times 10^8$	SS/LUM; $\tau_0^{\text{air}} = 0.41$ $\mu\text{s}$ (SL/LUM/SPC, LP/LUM/SST); OT; $[\text{Q}] = 0.005-0.03$ mol/L; nonlinear S-V plot at higher $[\text{Q}]$	86S150
	$\text{MV}^{2+}$	$\text{H}_2\text{O}$			$4.5 \times 10^8$	LP/LUM/AVE; OT; $f = 0.20$	85B030
	$\text{MV}^{2+}$	$\text{H}_2\text{O}$	$\mu = 0$ (extrap'd)		$1.8 \times 10^8$	LP/LUM/SST; $\tau_0 = 0.55$ $\mu\text{s}$ ; OT; $[\text{Q}] \leq 0.02$ mol/L	80N138
	$\text{MV}^{2+}$	$\text{H}_2\text{O}$	$\mu = 0.5$ ( $\text{Na}_2\text{SO}_4$ )		$1.4 \times 10^9$	SS/LUM; $\tau_0^{\text{air}} = 0.41$ $\mu\text{s}$ (LP/LUM/SST); OT	85A191
	$\text{MV}^{2+}$	$\text{H}_2\text{O}$	pH 11.0; $\mu = 1.0$ ( $\text{Na}_2\text{SO}_4$ )		$1.6 \times 10^9$	SS/LUM; $\tau_0^{\text{air}} = 0.41$ $\mu\text{s}$ (LP/LUM/SST); OT	85A191
	$\text{MV}^{2+}$	$\text{H}_2\text{O}$	0.1 mol/L $\text{NaClO}_4$ ; $\mu = 0.1$		$2.5 \times 10^9$	LP/LUM/SST; OT; $f = 0.20$	82A111
	$\text{MV}^{2+}$	$\text{H}_2\text{O}$	0.2 mol/L $\text{Na}_2\text{SO}_4$ ; $\mu = 0.6$		$1.2 \times 10^9$	LP/LUM/SST; OT; $f = 0.24$	82A111
	$\text{MV}^{2+}$	$\text{H}_2\text{O}$	0.5 mol/L $\text{Na}_2\text{SO}_4$ ; $\mu = 1.5$		$1.1 \times 10^9$	LP/LUM/SST; OT; $f = 0.22$	82A111
	$\text{MV}^{2+}$	$\text{H}_2\text{O}$	1 mol/L $\text{Na}_2\text{SO}_4$ ; $\mu = 3.0$		$1.9 \times 10^9$	LP/LUM/SST; OT; $f = 0.16$	82A111
	$\text{MV}^{2+}$	$\text{H}_2\text{O}$	0.5 mol/L $\text{NaCl}$ ; $\mu = 0.5$		$1.7 \times 10^9$	LP/LUM/SST; OT; $f = 0.24$	82A111



TABLE 22. Quenching of  $\text{Ru}(\text{bpy})_3^{2+}$  by  $\text{MV}^{2+}$ —Continued

No.	Quencher	Solvent	Solution Medium	$T/^\circ\text{C}$	$k_q$ /L mol <sup>-1</sup> s <sup>-1</sup>	Comments	Ref.
<b>22.1. <math>\text{Ru}(\text{bpy})_3^{2+}</math>—Continued</b>							
	$\text{MV}^{2+}$	$\text{H}_2\text{O}$	1 mol/L NaCl; $\mu$ = 1.0		$2.5 \times 10^9$	LP/LUM/SST; OT; $f = 0.20$	82A111
	$\text{MV}^{2+}$	$\text{H}_2\text{O}$	2 mol/L NaCl; $\mu$ = 2.0		$2.3 \times 10^9$	LP/LUM/SST; OT; $f = 0.19$	82A111
	$\text{MV}^{2+}$	$\text{H}_2\text{O}$	0.5 mol/L $\text{NaNO}_3$ ; $\mu = 0.5$		$2.0 \times 10^9$	LP/LUM/SST; OT; $f = 0.20$	82A111
	$\text{MV}^{2+}$	$\text{H}_2\text{O}$	1 mol/L $\text{NaNO}_3$ ; $\mu = 1.0$		$2.2 \times 10^9$	LP/LUM/SST; OT; $f = 0.16$	82A111
	$\text{MV}^{2+}$	$\text{H}_2\text{O}$	0.5 mol/L $\text{H}_2\text{SO}_4$		$1.7 \times 10^9$	LP/LUM/SST; OT; $f = 0.24$	82A111
	$\text{MV}^{2+}$	$\text{H}_2\text{O}$	0.001 mol/L EDTA; pH 4.7; $\mu$ = 0.5-0.6 ( $\text{Na}_2\text{SO}_4$ )		$1.2 \times 10^9$	SS/LUM; $\tau_0^{\text{air}} = 0.41 \mu\text{s}$ (LP/LUM/SST); OT	85A191
	$\text{MV}^{2+}$	$\text{H}_2\text{O}$	0.01 mol/L EDTA; pH 4.7; $\mu = 0.5$ - 0.6 ( $\text{Na}_2\text{SO}_4$ )		$1.4 \times 10^9$	SS/LUM; $\tau_0^{\text{air}} = 0.41 \mu\text{s}$ (LP/LUM/SST); OT	85A191
	$\text{MV}^{2+}$	$\text{H}_2\text{O}$	0.1 mol/L EDTA; pH 4.7; $\mu = 0.5$ - 0.6 ( $\text{Na}_2\text{SO}_4$ )		$1.5 \times 10^9$	SS/LUM; $\tau_0^{\text{air}} = 0.41 \mu\text{s}$ (LP/LUM/SST); OT	85A191
	$\text{MV}^{2+}$	$\text{H}_2\text{O}$	$5 \times 10^{-5}$ mol/L EDTA; pH 11.0; $\mu$ = 1.0 ( $\text{Na}_2\text{SO}_4$ )		$1.3 \times 10^9$	SS/LUM; $\tau_0^{\text{air}} = 0.41 \mu\text{s}$ (LP/LUM/SST); OT	85A191
	$\text{MV}^{2+}$	$\text{H}_2\text{O}$	0.001 mol/L EDTA; pH 11.0; $\mu$ = 1.0 ( $\text{Na}_2\text{SO}_4$ )		$1.2 \times 10^9$	SS/LUM; $\tau_0^{\text{air}} = 0.41 \mu\text{s}$ (LP/LUM/SST); OT	85A191
	$\text{MV}^{2+}$	$\text{H}_2\text{O}$	0.1 mol/L EDTA; pH 11.0; $\mu = 1.0$		$9.5 \times 10^8$	SS/LUM; $\tau_0^{\text{air}} = 0.41 \mu\text{s}$ (LP/LUM/SST); OT	85A191
	$\text{MV}^{2+}$	$\text{H}_2\text{O}$	0.03 mol/L ACbuf; pH 5		$1.0 \times 10^9$	SS/LUM; $\tau_0^{\text{air}} = 0.40 \mu\text{s}$ (LP/LUM/SST); OT	85E687
	$\text{MV}^{2+}$	$\text{H}_2\text{O}$	0.1 mol/L ACbuf; pH 4.7; $\mu = 0.1$		$6.5 \times 10^8$	LP/LUM/SST; OT; $f = 0.25$	82A111
	$\text{MV}^{2+}$	$\text{H}_2\text{O}$	1 mol/L $\text{Na}_2\text{SO}_4$ ; 0.1 mol/L ACbuf; pH 4.7; $\mu = 3.1$		$1.8 \times 10^9$	LP/LUM/SST; OT; $f = 0.10$	82A111
	$\text{MV}^{2+}$	$\text{H}_2\text{O}$	0.5 mol/L ACbuf; pH 5		$1.0 \times 10^9$	LP/LUM/SST; $\tau_0 = 0.69$ $\mu\text{s}$ ; OT; same $k_q$ from same lab in 82C019	80A247

TABLE 22. Quenching of  $\text{Ru}(\text{bpy})_3^{2+}$  by  $\text{MV}^{2+}$ —Continued

No.	Quencher	Solvent	Solution Medium	$T/^\circ\text{C}$	$k_q$ /L mol <sup>-1</sup> s <sup>-1</sup>	Comments	Ref.
<b>22.1. <math>\text{Ru}(\text{bpy})_3^{2+}</math>—Continued</b>							
	$\text{MV}^{2+}$	$\text{H}_2\text{O}$	ACbuf; pH 5; $\mu = 0.009$		$3.3 \times 10^8$	LP/LUM/SST; $\tau_0 = 0.70$ $\mu\text{s}$ ; OT	82C019
	$\text{MV}^{2+}$	$\text{H}_2\text{O}$	ACbuf; pH 5; $\mu = 0.018$		$3.8 \times 10^8$	LP/LUM/SST; $\tau_0 = 0.69$ $\mu\text{s}$ ; OT	82C019
	$\text{MV}^{2+}$	$\text{H}_2\text{O}$	ACbuf; pH 5; $\mu = 0.053$		$5.7 \times 10^8$	LP/LUM/SST; $\tau_0 = 0.69$ $\mu\text{s}$ ; OT	82C019
	$\text{MV}^{2+}$	$\text{H}_2\text{O}$	ACbuf; pH 5; $\mu = 0.088$		$7.3 \times 10^8$	LP/LUM/SST; $\tau_0 = 0.66$ $\mu\text{s}$ ; OT	82C019
	$\text{MV}^{2+}$	$\text{H}_2\text{O}$	ACbuf; pH 5; $\mu = 0.18$		$1.0 \times 10^9$	LP/LUM/SST; $\tau_0 = 0.64$ $\mu\text{s}$ ; OT	82C019
	$\text{MV}^{2+}$	$\text{H}_2\text{O}$	0.05 mol/L PHTHbuf; pH 5		$1.2 \times 10^9$	LP/LUM/SST; $\tau_0 = 0.61$ $\mu\text{s}$ ; OT; $[\text{Q}] = 0.002\text{-}0.02$ mol/L	85A431
	$\text{MV}^{2+}$	$\text{H}_2\text{O}$	0.005 mol/L Pbuf; pH 6.9; $\mu = 0.04$		$4.6 \times 10^8$	SS/LUM or LP/LUM/SST; $\tau_0 = 0.63$ $\mu\text{s}$ ; OT; $f = 0.4$	81A042
	$\text{MV}^{2+}$	$\text{H}_2\text{O}$	0.5 mol/L Pbuf; pH 5		$1.3 \times 10^9$	SS/LUM; $\tau_0^{\text{air}} = 0.40$ $\mu\text{s}$ (LP/LUM/SST); OT	85E687
	$\text{MV}^{2+}$	$\text{H}_2\text{O}$	$9.4 \times 10^{-5}$ mol/L PMA; pH 2		$9.0 \times 10^8$	LP/LUM/SST; $\tau_0 = 0.59$ $\mu\text{s}$ ; some SQ	85N164
	$\text{MV}^{2+}$	$\text{H}_2\text{O}$	$9.4 \times 10^{-5}$ mol/L PMA; pH 7		$1.2 \times 10^{10}$	LP/LUM/SST; $\tau_0 = 0.67$ $\mu\text{s}$ ; some SQ	85N164
	$\text{MV}^{2+}$	$\text{H}_2\text{O}$	$9.4 \times 10^{-5}$ mol/L PMA; pH 9		$1.4 \times 10^{10}$	LP/LUM/SST; $\tau_0 = 0.59$ $\mu\text{s}$ ; some SQ	85N164
	$\text{MV}^{2+}$	$\text{H}_2\text{O}/\text{AN}$ (1/1)			$2.3 \times 10^8$	SL/LUM/SPC or LP/LUM/SST; $\tau_0 = \sim 0.9$ $\mu\text{s}$ ; OT; $[\text{Q}] = (0.05\text{-}1) \times 10^{-2}$ mol/L	86A140
	$\text{MV}^{2+}$	$\text{H}_2\text{O}/\text{Acetone}$ (9/1)	0.022-0.072 mol/L $\text{Cl}^-$ (LiCl)	25	$6.5 \times 10^8$	SS/LUM; $\tau_0 = 0.84$ $\mu\text{s}$ (eval'd); OT; $[\text{Q}] = 0.005$ mol/L; $k_q$ for S- $\text{Cl}^-$ ion-pair, see Mech. [12]; S and Q as $\text{Cl}^-$ salts	86F346
	$\text{MV}^{2+}$	$\text{H}_2\text{O}/\text{Acetone}$ (9/1)	0.012-0.062 mol/L LiI	25	$3.2 \times 10^9$	SS/LUM; $\tau_0 = 0.84$ $\mu\text{s}$ (eval'd); OT; $[\text{Q}] = 0.005$ mol/L; $k_q$ for S- $\text{I}^-$ ion-pair, see Mech. [12]; S and Q as $\text{Cl}^-$ salts	86F346

TABLE 22. Quenching of  $\text{Ru}(\text{bpy})_3^{2+}$  by  $\text{MV}^{2+}$ —Continued

No.	Quencher	Solvent	Solution Medium	$T/^\circ\text{C}$	$k_q$ /L mol <sup>-1</sup> s <sup>-1</sup>	Comments	Ref.
<b>22.1. <math>\text{Ru}(\text{bpy})_3^{2+}</math>—Continued</b>							
	$\text{MV}^{2+}$	$\text{H}_2\text{O}/\text{Acetone}$ (4/1)	0.022-0.072 mol/L $\text{Cl}^-$ (LiCl)	25	$4.7 \times 10^8$	SS/LUM; $\tau_0 = 0.95 \mu\text{s}$ (eval'd); OT; $[\text{Q}] = 0.005$ mol/L; $k_q$ for S- $\text{Cl}^-$ ion- pair, see Mech. [12]; S and Q as $\text{Cl}^-$ salts	86F346
	$\text{MV}^{2+}$	$\text{H}_2\text{O}/\text{Acetone}$ (4/1)	0.012-0.062 mol/L LiI	25	$6.4 \times 10^9$	SS/LUM; $\tau_0 = 0.95 \mu\text{s}$ (eval'd); OT; $[\text{Q}] = 0.005$ mol/L; $k_q$ for S- $\text{I}^-$ ion-pair, see Mech. [12]; S and Q as $\text{Cl}^-$ salts	86F346
	$\text{MV}^{2+}$	$\text{H}_2\text{O}/\text{Acetone}$ (2.3/1)	0.022-0.072 mol/L $\text{Cl}^-$ (LiCl)	25	$3.3 \times 10^8$	SS/LUM; $\tau_0 = 1.0 \mu\text{s}$ (eval'd); OT; $[\text{Q}] = 0.005$ mol/L; $k_q$ for S- $\text{Cl}^-$ ion- pair, see Mech. [12]; S and Q as $\text{Cl}^-$ salts	86F346
	$\text{MV}^{2+}$	$\text{H}_2\text{O}/\text{Acetone}$ (2.3/1)	0.012-0.062 mol/L LiI	25	$5.0 \times 10^9$	SS/LUM; $\tau_0 = 1.0 \mu\text{s}$ (eval'd); OT; $[\text{Q}] = 0.005$ mol/L; $k_q$ for S- $\text{I}^-$ ion-pair, see Mech. [12]; S and Q as $\text{Cl}^-$ salts	86F346
	$\text{MV}^{2+}$	$\text{H}_2\text{O}/\text{Acetone}$ (1.5/1)	0.022-0.072 mol/L $\text{Cl}^-$ (LiCl)	25	$3.5 \times 10^8$	SS/LUM; $\tau_0 = 1.1 \mu\text{s}$ (eval'd); OT; $[\text{Q}] = 0.005$ mol/L; $k_q$ for S- $\text{Cl}^-$ ion- pair, see Mech. [12]; S and Q as $\text{Cl}^-$ salts	86F346
	$\text{MV}^{2+}$	$\text{H}_2\text{O}/\text{Acetone}$ (1.5/1)	0.012-0.062 mol/L LiI	25	$3.5 \times 10^9$	SS/LUM; $\tau_0 = 1.1 \mu\text{s}$ (eval'd); OT; $[\text{Q}] = 0.005$ mol/L; $k_q$ for S- $\text{I}^-$ ion-pair, see Mech. [12]; S and Q as $\text{Cl}^-$ salts	86F346
	$\text{MV}^{2+}$	$\text{H}_2\text{O}/\text{Acetone}$ (1/1)	0.022-0.072 mol/L $\text{Cl}^-$ (LiCl)	25	$4.0 \times 10^8$	SS/LUM; $\tau_0 = 1.1 \mu\text{s}$ (eval'd); OT; $[\text{Q}] = 0.005$ mol/L; $k_q$ for S- $\text{Cl}^-$ ion- pair, see Mech. [12]; S and Q as $\text{Cl}^-$ salts	86F346
	$\text{MV}^{2+}$	$\text{H}_2\text{O}/\text{Acetone}$ (1/1)	0.012-0.062 mol/L LiI	25	$5.5 \times 10^9$	SS/LUM; $\tau_0 = 1.1 \mu\text{s}$ (eval'd); OT; $[\text{Q}] = 0.005$ mol/L; $k_q$ for S- $\text{I}^-$ ion-pair, see Mech. [12]; S and Q as $\text{Cl}^-$ salts	86F346

TABLE 22. Quenching of  $\text{Ru}(\text{bpy})_3^{2+}$  by  $\text{MV}^{2+}$ —Continued

No.	Quencher	Solvent	Solution Medium	$T/^\circ\text{C}$	$k_q$ /L mol <sup>-1</sup> s <sup>-1</sup>	Comments	Ref.
<b>22.1. <math>\text{Ru}(\text{bpy})_3^{2+}</math>—Continued</b>							
	$\text{MV}^{2+}$	$\text{H}_2\text{O}/\text{MeOH}$ (9/1)	0.022-0.072 mol/L $\text{Cl}^-$ (LiCl)	25	$7.3 \times 10^8$	SS/LUM; $\tau_0 = 0.73 \mu\text{s}$ (eval'd); OT; [Q] = 0.005 mol/L; $k_q$ for S- $\text{Cl}^-$ ion- pair, see Mech. [12]; S and Q as $\text{Cl}^-$ salts	86F346
	$\text{MV}^{2+}$	$\text{H}_2\text{O}/\text{MeOH}$ (9/1)	0.012-0.062 mol/L LiI, KI	25	$4.3 \times 10^9$	SS/LUM; $\tau_0 = 0.73 \mu\text{s}$ (eval'd); OT; [Q] = 0.005 mol/L; $k_q$ for S- $\text{I}^-$ ion-pair, see Mech. [12]; S and Q as $\text{Cl}^-$ salts	86F346
	$\text{MV}^{2+}$	$\text{H}_2\text{O}/\text{MeOH}$ (4/1)	0.022-0.072 mol/L $\text{Cl}^-$ (LiCl)	25	$5.7 \times 10^8$	SS/LUM; $\tau_0 = 0.80 \mu\text{s}$ (eval'd); OT; [Q] = 0.005 mol/L; $k_q$ for S- $\text{Cl}^-$ ion- pair, see Mech. [12]; S and Q as $\text{Cl}^-$ salts	86F346
	$\text{MV}^{2+}$	$\text{H}_2\text{O}/\text{MeOH}$ (4/1)	0.012-0.062 mol/L LiI	25	$3.1 \times 10^9$	SS/LUM; $\tau_0 = 0.80 \mu\text{s}$ (eval'd); OT; [Q] = 0.005 mol/L; $k_q$ for S- $\text{I}^-$ ion-pair, see Mech. [12]; S and Q as $\text{Cl}^-$ salts	86F346
	$\text{MV}^{2+}$	$\text{H}_2\text{O}/\text{MeOH}$ (2.3/1)	0.022-0.072 mol/L $\text{Cl}^-$ (LiCl)	25	$4.6 \times 10^8$	SS/LUM; $\tau_0 = 0.85 \mu\text{s}$ (eval'd); OT; [Q] = 0.005 mol/L; $k_q$ for S- $\text{Cl}^-$ ion- pair, see Mech. [12]; S and Q as $\text{Cl}^-$ salts	86F346
	$\text{MV}^{2+}$	$\text{H}_2\text{O}/\text{MeOH}$ (2.3/1)	0.012-0.062 mol/L LiI	25	$3.2 \times 10^9$	SS/LUM; $\tau_0 = 0.85 \mu\text{s}$ (eval'd); OT; [Q] = 0.005 mol/L; $k_q$ for S- $\text{I}^-$ ion-pair, see Mech. [12]; S and Q as $\text{Cl}^-$ salts	86F346
	$\text{MV}^{2+}$	$\text{H}_2\text{O}/\text{MeOH}$ (1.5/1)	0.022-0.072 mol/L $\text{Cl}^-$ (LiCl)	25	$4.1 \times 10^8$	SS/LUM; $\tau_0 = 0.89 \mu\text{s}$ (eval'd); OT; [Q] = 0.005 mol/L; $k_q$ for S- $\text{Cl}^-$ ion- pair, see Mech. [12]; S and Q as $\text{Cl}^-$ salts	86F346
	$\text{MV}^{2+}$	$\text{H}_2\text{O}/\text{MeOH}$ (1.5/1)	0.012-0.062 mol/L LiI, KI	25	$2.3 \times 10^9$	SS/LUM; $\tau_0 = 0.89 \mu\text{s}$ (eval'd); OT; [Q] = 0.005 mol/L; $k_q$ for S- $\text{I}^-$ ion-pair, see Mech. [12]; S and Q as $\text{Cl}^-$ salts	86F346

TABLE 22. Quenching of  $\text{Ru}(\text{bpy})_3^{2+}$  by  $\text{MV}^{2+}$ —Continued

No.	Quencher	Solvent	Solution Medium	$T/^\circ\text{C}$	$k_q$ /L mol <sup>-1</sup> s <sup>-1</sup>	Comments	Ref.
<b>22.1. <math>\text{Ru}(\text{bpy})_3^{2+}</math>—Continued</b>							
	$\text{MV}^{2+}$	$\text{H}_2\text{O}/\text{MeOH}$ (1/1)	0.022-0.072 mol/L $\text{Cl}^-$ (LiCl)	25	$3.8 \times 10^8$	SS/LUM; $\tau_0 = 0.91 \mu\text{s}$ (eval'd); OT; [Q] = 0.005 mol/L; $k_q$ for S- $\text{Cl}^-$ ion- pair, see Mech. [12]; S and Q as $\text{Cl}^-$ salts	86F346
	$\text{MV}^{2+}$	$\text{H}_2\text{O}/\text{MeOH}$ (1/1)	0.012-0.062 mol/L LiI	25	$2.7 \times 10^9$	SS/LUM; $\tau_0 = 0.91 \mu\text{s}$ (eval'd); OT; [Q] = 0.005 mol/L; $k_q$ for S- $\text{I}^-$ ion-pair, see Mech. [12]; S and Q as $\text{Cl}^-$ salts	86F346
	$\text{MV}^{2+}$	$\text{MeOH}/\text{H}_2\text{O}$ (9/1)	0.022-0.072 mol/L $\text{Cl}^-$ (LiCl)	25	$7.3 \times 10^8$	SS/LUM; $\tau_0 = 0.96 \mu\text{s}$ (eval'd); OT; [Q] = 0.005 mol/L; $k_q$ for S- $\text{Cl}^-$ ion- pair, see Mech. [12]; S and Q as $\text{Cl}^-$ salts	86F346
	$\text{MV}^{2+}$	$\text{MeOH}/\text{H}_2\text{O}$ (4/1)	0.022-0.072 mol/L $\text{Cl}^-$ (LiCl)	25	$5.6 \times 10^8$	SS/LUM; $\tau_0 = 0.95 \mu\text{s}$ (eval'd); OT; [Q] = 0.005 mol/L; $k_q$ for S- $\text{Cl}^-$ ion- pair, see Mech. [12]; S and Q as $\text{Cl}^-$ salts	86F346
	$\text{MV}^{2+}$	$\text{MeOH}/\text{H}_2\text{O}$ (4/1)	0.012-0.062 mol/L LiI	25	$1.2 \times 10^9$	SS/LUM; $\tau_0 = 0.95 \mu\text{s}$ (eval'd); OT; [Q] = 0.005 mol/L; $k_q$ for S- $\text{I}^-$ ion-pair, see Mech. [12]; S and Q as $\text{Cl}^-$ salts	86F346
	$\text{MV}^{2+}$	$\text{MeOH}/\text{H}_2\text{O}$ (2.3/1)	0.022-0.072 mol/L $\text{Cl}^-$ (LiCl)	25	$4.4 \times 10^8$	SS/LUM; $\tau_0 = 0.95 \mu\text{s}$ (eval'd); OT; [Q] = 0.005 mol/L; $k_q$ for S- $\text{Cl}^-$ ion- pair, see Mech. [12]; S and Q as $\text{Cl}^-$ salts	86F346
	$\text{MV}^{2+}$	$\text{MeOH}/\text{H}_2\text{O}$ (2.3/1)	0.012-0.062 mol/L LiI, KI	25	$5.6 \times 10^9$	SS/LUM; $\tau_0 = 0.95 \mu\text{s}$ (eval'd); OT; [Q] = 0.005 mol/L; $k_q$ for S- $\text{I}^-$ ion-pair, see Mech. [12]; S and Q as $\text{Cl}^-$ salts	86F346
	$\text{MV}^{2+}$	$\text{MeOH}/\text{H}_2\text{O}$ (1.5/1)	0.022-0.072 mol/L $\text{Cl}^-$ (LiCl)	25	$3.7 \times 10^8$	SS/LUM; $\tau_0 = 0.93 \mu\text{s}$ (eval'd); OT; [Q] = 0.005 mol/L; $k_q$ for S- $\text{Cl}^-$ ion- pair, see Mech. [12]; S and Q as $\text{Cl}^-$ salts	86F346

TABLE 22. Quenching of  $\text{Ru}(\text{bpy})_3^{2+}$  by  $\text{MV}^{2+}$ —Continued

No.	Quencher	Solvent	Solution Medium	$T/^\circ\text{C}$	$k_q$ /L mol <sup>-1</sup> s <sup>-1</sup>	Comments	Ref.
<b>22.1.</b>	<b><math>\text{Ru}(\text{bpy})_3^{2+}</math>—Continued</b> $\text{MV}^{2+}$						
		MeOH/H <sub>2</sub> O (1.5/1)	0.012-0.062 mol/L LiI, KI	25	$3.3 \times 10^9$	SS/LUM; $\tau_0 = 0.93 \mu\text{s}$ (eval'd); OT; [Q] = 0.005 mol/L; $k_q$ for S-I <sup>-</sup> ion-pair, see Mech. [12]; S and Q as Cl <sup>-</sup> salts	86F346

TABLE 23. Quenching of excited samarium complexes

No.	Quencher	Solvent	Solution Medium	$T/^\circ\text{C}$	$k_q$ /L mol <sup>-1</sup> s <sup>-1</sup>	Comments	Ref.
<b>23.1.</b>	<b><math>\text{Sm}^{3+}</math></b>						
	<i>Inorganic Quenchers</i>						
23.1.1.	Nd <sup>3+</sup>	H <sub>2</sub> O	pH 5.9; $\mu = 0.6$	22	$< 1 \times 10^4$	LP/LUM/SST; ET	80E879
23.1.2.	Sm <sup>3+</sup>	POCl <sub>3</sub> /SnCl <sub>4</sub> (10/1)		-10	$4.6 \times 10^2$	FP/LUM/SST; $\tau_0 = 3.0 \text{ ms}$ ; ET; [Q] $\leq 0.2 \text{ mol/L}$ ; $\tau_0$ extrap'd to [S] = 0	79E196
	Sm <sup>3+</sup>	POCl <sub>3</sub> /SnCl <sub>4</sub> (10/1)		21	$6.0 \times 10^2$	FP/LUM/SST; $\tau_0 = 3.0 \text{ ms}$ ; $E_a = 5.4 \text{ kJ/mol}$ (-10 to 55°C); ET; [Q] $\leq 0.2$ mol/L; $\tau_0$ extrap'd to [S] = 0	79E196
	Sm <sup>3+</sup>	POCl <sub>3</sub> /SnCl <sub>4</sub> (10/1)		55	$8.0 \times 10^2$	FP/LUM/SST; $\tau_0 = 3.0 \text{ ms}$ ; ET; [Q] $\leq 0.2 \text{ mol/L}$ ; $\tau_0$ extrap'd to [S] = 0	79E196
23.2.	$\text{Sm}(\text{salicylato})^{2+}$						
	<i>Inorganic Quenchers</i>						
23.2.1.	Nd(H <sub>2</sub> O) <sub>n</sub> <sup>3+</sup>	H <sub>2</sub> O	pH 5.9; $\mu = 0.6$ ; ([Sm]+[Nd])/[L] = 1000	22	$3.4 \times 10^5$	LP/LUM/SST; ET	80E879
23.3.	$\text{Sm}(\text{5-sulfosalicylato})^{2+}$						
	<i>Inorganic Quenchers</i>						
23.3.1.	Nd(H <sub>2</sub> O) <sub>n</sub> <sup>3+</sup>	H <sub>2</sub> O	pH 5.9; $\mu = 0.6$ ; ([Sm]+[Nd])/[L] = 1000	22	$4.6 \times 10^5$	LP/LUM/SST; ET	80E879

TABLE 24. Quenching of excited terbium complexes

No.	Quencher	Solvent	Solution Medium	$T/^\circ\text{C}$	$k_q$ /L mol <sup>-1</sup> s <sup>-1</sup>	Comments	Ref.
<b>24.1. Tb<sup>III</sup>-Aspartic acid</b>							
<i>Inorganic Quenchers</i>							
24.1.1.	Eu <sup>III</sup> -Aspartic acid	H <sub>2</sub> O	pH 3.0; [L]/([Tb]+[Eu]) = 5; [Tb] = 0.002 mol/L		$2.6 \times 10^6$ (calc)	FP/LUM/SST, SS/LUM; $\tau_0$ = 0.46 ms; ET; [Q] $\leq 3 \times$ $10^{-4}$ mol/L; $K_{SV}^\tau$ constant for pH 3.0-9.0	79E414
	Eu <sup>III</sup> -Aspartic acid	H <sub>2</sub> O	pH 4.5; [L]/([Tb]+[Eu]) = 5; [Tb] = 0.002 mol/L		$2.2 \times 10^6$ (calc)	FP/LUM/SST, SS/LUM; $\tau_0$ = 0.55 ms; ET; [Q] $\leq 3 \times$ $10^{-4}$ mol/L; $K_{SV}^\tau$ constant for pH 3.0-9.0	79E414
	Eu <sup>III</sup> -Aspartic acid	H <sub>2</sub> O	pH 5.0; [L]/([Tb]+[Eu]) = 5; [Tb] = 0.002 mol/L		$2.0 \times 10^6$ (calc)	FP/LUM/SST; $\tau_0 = 0.59$ ms; ET; [Q] $\leq 3 \times 10^{-4}$ mol/L; some SQ; $K_{SV}^\tau$ constant for pH 3.0-9.0	79E414
	Eu <sup>III</sup> -Aspartic acid	H <sub>2</sub> O	pH 7.0; ([Tb] + [Eu])/[L] = 0.2; [Tb] = 0.002 mol/L		$1.5 \times 10^6$ (calc)	FP/LUM/SST; $\tau_0 = 0.80$ ms; ET; [Q] $\leq 3 \times 10^{-4}$ mol/L; some SQ	79E414
	Eu <sup>III</sup> -Aspartic acid	H <sub>2</sub> O	pH 9.0; [L]/([Tb]+[Eu]) = 5; [Tb] = 0.002 mol/L		$9.1 \times 10^5$ (calc)	FP/LUM/SST; $\tau_0 = 1.3$ ms; ET; [Q] $\leq 3 \times 10^{-4}$ mol/L; large SQ; $K_{SV}^\tau$ constant for pH 3.0-9.0	79E414
<b>24.2. Tb<sup>III</sup>-Citric acid</b>							
<i>Inorganic Quenchers</i>							
24.2.1.	Eu <sup>III</sup> -Citric acid	H <sub>2</sub> O	pH 8.5; [L]/([Tb]+[Eu]) = 10; [Tb] = 0.015 mol/L		$1.0 \times 10^5$	SS/LUM or LP/LUM/SST; $\tau_0^{\text{air}} = 1.4$ ms (LP/LUM/SST); ET; [Q] $\leq$ 0.004 mol/L	83E604
	Eu <sup>III</sup> -Citric acid	H <sub>2</sub> O	pH 8.5; [L]/([Tb]+[Eu]) = 5; [Tb] = 0.015 mol/L		$7.5 \times 10^4$	SS/LUM or LP/LUM/SST; $\tau_0^{\text{air}} = 1.4$ ms (LP/LUM/SST); ET; [Q] $\leq$ 0.004 mol/L	83E604
	Eu <sup>III</sup> -Citric acid	H <sub>2</sub> O	pH 8.5; [L]/([Tb]+[Eu]) = 3; [Tb] = 0.015 mol/L		$1.2 \times 10^5$	SS/LUM or LP/LUM/SST; $\tau_0^{\text{air}} = 1.5$ ms (LP/LUM/SST); ET; [Q] $\leq$ 0.004 mol/L	83E604
	Eu <sup>III</sup> -Citric acid	H <sub>2</sub> O	pH 8.5; [L]/([Tb]+[Eu]) = 2; [Tb] = 0.015 mol/L		$1.3 \times 10^5$	SS/LUM or LP/LUM/SST; $\tau_0^{\text{air}} = 1.5$ ms (LP/LUM/SST); ET; [Q] $\leq$ 0.004 mol/L	83E604

TABLE 24. Quenching of excited terbium complexes—Continued

No.	Quencher	Solvent	Solution Medium	$T/^\circ\text{C}$	$k_q$ /L mol <sup>-1</sup> s <sup>-1</sup>	Comments	Ref.
<b>24.2. Tb<sup>III</sup>-Citric acid—Continued</b>							
	Eu <sup>III</sup> -Citric acid	H <sub>2</sub> O	pH 3; [L]/([Tb]+[Eu]) = 1; [Tb] = 0.015 mol/L		$3.3 \times 10^5$	SS/LUM or LP/LUM/SST; $\tau_0^{\text{air}} = 0.50$ ms (LP/LUM/SST); ET; [Q] ≤ 0.004 mol/L	83E604
	Eu <sup>III</sup> -Citric acid	H <sub>2</sub> O	pH 3.5; [L]/([Tb]+[Eu]) = 1; [Tb] = 0.015 mol/L		$7.4 \times 10^5$	SS/LUM or LP/LUM/SST; $\tau_0^{\text{air}} = 0.53$ ms (LP/LUM/SST); ET; [Q] ≤ 0.004 mol/L	83E604
	Eu <sup>III</sup> -Citric acid	H <sub>2</sub> O	pH 4.0; [L]/([Tb]+[Eu]) = 1; [Tb] = 0.015 mol/L		$1.0 \times 10^6$	SS/LUM or LP/LUM/SST; $\tau_0^{\text{air}} = 0.56$ ms (LP/LUM/SST); ET; [Q] ≤ 0.004 mol/L; some SQ	83E604
	Eu <sup>III</sup> -Citric acid	H <sub>2</sub> O	pH 5.5; [L]/([Tb]+[Eu]) = 1; [Tb] = 0.015 mol/L		$3.6 \times 10^6$	SS/LUM or LP/LUM/SST; $\tau_0^{\text{air}} = 0.69$ ms (LP/LUM/SST); ET; [Q] ≤ 0.004 mol/L; some SQ	83E604
	Eu <sup>III</sup> -Citric acid	H <sub>2</sub> O	pH 6.5; [L]/([Tb]+[Eu]) = 1; [Tb] = 0.015 mol/L		$2.4 \times 10^6$	SS/LUM or LP/LUM/SST; $\tau_0^{\text{air}} = 0.94$ ms (LP/LUM/SST); ET; [Q] ≤ 0.004 mol/L; some SQ	83E604
	Eu <sup>III</sup> -Citric acid	H <sub>2</sub> O	pH 7.0; [L]/([Tb]+[Eu]) = 1; [Tb] = 0.015 mol/L		$1.5 \times 10^6$	SS/LUM or LP/LUM/SST; $\tau_0^{\text{air}} = 1.1$ ms (LP/LUM/SST); ET; [Q] ≤ 0.004 mol/L; some SQ	83E604
	Eu <sup>III</sup> -Citric acid	H <sub>2</sub> O	pH 7.5; [L]/([Tb]+[Eu]) = 1; [Tb] = 0.015 mol/L		$9.0 \times 10^5$	SS/LUM or LP/LUM/SST; $\tau_0^{\text{air}} = 1.2$ ms (LP/LUM/SST); ET; [Q] ≤ 0.004 mol/L; some SQ	83E604
	Eu <sup>III</sup> -Citric acid	H <sub>2</sub> O	pH 8; [L]/([Tb]+[Eu]) = 1; [Tb] = 0.015 mol/L		$5.7 \times 10^5$	SS/LUM or LP/LUM/SST; $\tau_0^{\text{air}} = 1.3$ ms (LP/LUM/SST); ET; [Q] ≤ 0.004 mol/L	83E604
	Eu <sup>III</sup> -Citric acid	H <sub>2</sub> O	pH 9; [L]/([Tb]+[Eu]) = 1; [Tb] = 0.015 mol/L		$3.1 \times 10^5$	SS/LUM or LP/LUM/SST; $\tau_0^{\text{air}} = 1.3$ ms (LP/LUM/SST); ET; [Q] ≤ 0.004 mol/L	83E604
	Eu <sup>III</sup> -Citric acid	H <sub>2</sub> O	pH 10; [L]/([Tb]+[Eu]) = 1; [Tb] = 0.015 mol/L		$1.9 \times 10^5$	SS/LUM or LP/LUM/SST; $\tau_0^{\text{air}} = 1.3$ ms (LP/LUM/SST); ET; [Q] ≤ 0.004 mol/L	83E604



TABLE 24. Quenching of excited terbium complexes—Continued

No.	Quencher	Solvent	Solution Medium	$T/^\circ\text{C}$	$k_q$ /L mol <sup>-1</sup> s <sup>-1</sup>	Comments	Ref.
<b>24.2. Tb<sup>III</sup>-Citric acid—Continued</b>							
	Eu <sup>III</sup> -Citric acid	H <sub>2</sub> O	pH 11; [L]/([Tb]+[Eu]) = 1; [Tb] = 0.015 mol/L		$1.5 \times 10^5$	SS/LUM or LP/LUM/SST; $\tau_0^{\text{air}} = 1.3$ ms (LP/LUM/SST); ET; [Q] $\leq$ 0.004 mol/L	83E604
	Eu <sup>III</sup> -Citric acid	H <sub>2</sub> O	pH 12; [L]/([Tb]+[Eu]) = 1; [Tb] = 0.015 mol/L		$1.8 \times 10^5$	SS/LUM or LP/LUM/SST; $\tau_0^{\text{air}} = 1.3$ ms (LP/LUM/SST); ET; [Q] $\leq$ 0.004 mol/L	83E604
<b>24.3. Tb<sup>3+</sup> [<sup>5</sup>D<sub>3</sub>]</b>							
<i>Inorganic Quenchers</i>							
24.3.1.	Sm <sup>3+</sup>	POCl <sub>3</sub> /SnCl <sub>4</sub> (9/1)		20	$5.3 \times 10^4$	FP/LUM/SST; $\tau_0 = \sim 0.50$ ms; $E_a = 23$ kJ/mol (-15 to +20°C); ET; [Q] $\leq 0.05$ mol/L	766551
24.3.2.	Tb <sup>3+</sup>	POCl <sub>3</sub> /SnCl <sub>4</sub> (9/1)		-10	$2.2 \times 10^4$	FP/LUM/SST; ET; [Q] $\leq$ $\sim 0.05$ mol/L	74E518
	Tb <sup>3+</sup>	POCl <sub>3</sub> /SnCl <sub>4</sub> (9/1)		25	$3.9 \times 10^4$	FP/LUM/SST; $E_a = \sim 12$ kJ/mol (-10 to +30°C); ET; [Q] $\leq \sim 0.05$ mol/L	74E518
	Tb <sup>3+</sup>	POCl <sub>3</sub> /SnCl <sub>4</sub> (9/1)		30	$4.5 \times 10^4$	FP/LUM/SST; ET; [Q] $\leq$ $\sim 0.05$ mol/L	74E518
<b>24.4. Tb<sup>3+</sup> [<sup>5</sup>D<sub>4</sub>]</b>							
<i>Inorganic Quenchers</i>							
24.4.1.	Ce <sup>4+</sup>	H <sub>2</sub> SO <sub>4</sub> (95%)		20	$1 \times 10^6$	FP/LUM/SST; $\tau_0 = 2.4$ ms; OT	73E368
24.4.2.	Co(CN) <sub>6</sub> <sup>3-</sup>	H <sub>2</sub> O	1 mol/L KCl		$4.0 \times 10^6$	LP/LUM/SST; ET	86E832
24.4.3.	Cr(CN) <sub>6</sub> <sup>3-</sup>	H <sub>2</sub> O	1 mol/L KCl		$1.0 \times 10^8$	LP/LUM/SST; ET	86E832
24.4.4.	Er <sup>3+</sup>	Acetone		20	$1.1 \times 10^4$	FP/LUM/SST, SS/LUM; $\tau_0$ = 1.1 ms; ET; [Q] $\leq 0.1$ mol/L; same $k_q$ from same lab in 68E121	69E237
24.4.5.	Eu <sup>3+</sup>	DMSO			$1.5 \times 10^3$	SS/LUM; $\tau_0 = 2.2$ ms (71E390); ET; [Q] $\leq 0.5$ mol/L; nonlinear S-V plot with negative deviation; EQ proposed, see Mech. [9]	74E519
	Eu <sup>3+</sup>	DMSO			$1 \times 10^3$	SS/LUM, LIF; $\tau_0 = 2.2$ ms; [Q] $\leq 0.8$ mol/L	80E664
24.4.6.	Fe(CN) <sub>6</sub> <sup>4-</sup>	H <sub>2</sub> O	1 mol/L KCl		$6.0 \times 10^8$	LP/LUM/SST; ET	86E832

TABLE 24. Quenching of excited terbium complexes—Continued

No.	Quencher	Solvent	Solution Medium	$T/^\circ\text{C}$	$k_q$ /L mol <sup>-1</sup> s <sup>-1</sup>	Comments	Ref.
<b>24.4.</b>	<b>Tb<sup>3+</sup> [<sup>5</sup>D<sub>4</sub>]</b> —Continued						
24.4.7.	Gd <sup>3+</sup>	Acetone		20	$< 2 \times 10^3$	FP/LUM/SST, SS/LUM; $\tau_0$ = 1.1 ms; ET; $[Q] \leq 0.1$ mol/L	69E237
	Gd <sup>3+</sup>	H <sub>2</sub> O		20	$< 8 \times 10^2$	FP/LUM/SST, SS/LUM; $\tau_0$ = 0.47 ms; ET	69E237
24.4.8.	Ho <sup>3+</sup>	(C <sub>2</sub> H <sub>5</sub> ) <sub>2</sub> O		20	$1.7 \times 10^5$	FP/LUM/SST; $\tau_0$ = 0.92 ms; ET	71E390
	Ho <sup>3+</sup>	1-PrOH		20	$1.4 \times 10^4$	FP/LUM/SST; $\tau_0$ = 1.1 ms; ET	71E390
	Ho <sup>3+</sup>	2-PrOH		20	$1.5 \times 10^4$	FP/LUM/SST; $\tau_0$ = 1.0 ms; ET	71E390
	Ho <sup>3+</sup>	AN		20	$2 \times 10^4$	FP/LUM/SST; $\tau_0$ = 0.93 ms; ET	71E390
	Ho <sup>3+</sup>	Acetaldehyde		20	$6.0 \times 10^4$	FP/LUM/SST; $\tau_0$ = 0.84 ms; ET	71E390
	Ho <sup>3+</sup>	Acetone		20	$1.6 \times 10^4$	FP/LUM/SST, SS/LUM; $\tau_0$ = 1.1 ms; ET; $[Q] \leq 0.1$ mol/L; same $k_q$ from same lab in 68E121	69E237
	Ho <sup>3+</sup>	Acetophenone		20	$2.4 \times 10^4$	FP/LUM/SST; $\tau_0$ = 0.62 ms; ET	71E390
	Ho <sup>3+</sup>	Allyl alcohol		20	$1.1 \times 10^4$	FP/LUM/SST; $\tau_0$ = 1.2 ms; ET	71E390
	Ho <sup>3+</sup>	Benzaldehyde		20	$1.0 \times 10^5$	FP/LUM/SST; $\tau_0$ = 0.62 ms; ET	71E390
	Ho <sup>3+</sup>	DMA		20	$1.2 \times 10^4$	FP/LUM/SST; $\tau_0$ = 1.6 ms; ET	71E390
	Ho <sup>3+</sup>	DMF		20	$9 \times 10^3$	FP/LUM/SST; $\tau_0$ = 1.6 ms; ET	71E390
	Ho <sup>3+</sup>	DMSO		20	$2.7 \times 10^3$	FP/LUM/SST; $\tau_0$ = 2.2 ms; ET	71E390
	Ho <sup>3+</sup>	EtOH		20	$9 \times 10^3$	FP/LUM/SST; $\tau_0$ = 1.2 ms; ET	71E390
	Ho <sup>3+</sup>	H <sub>2</sub> O		20	$3.2 \times 10^3$	FP/LUM/SST, SS/LUM; $\tau_0$ = 0.47 ms; ET	69E237
	Ho <sup>3+</sup>	Isoamyl alcohol		20	$1.8 \times 10^4$	FP/LUM/SST; $\tau_0$ = 1.1 ms; ET	71E390

TABLE 24. Quenching of excited terbium complexes—Continued

No.	Quencher	Solvent	Solution Medium	$T/^{\circ}\text{C}$	$k_q$ /L mol <sup>-1</sup> s <sup>-1</sup>	Comments	Ref.
24.4.	Tb <sup>3+</sup> [ <sup>5</sup> D <sub>4</sub> ]						
	Continued						
	Ho <sup>3+</sup>	MeOH		20	$7.4 \times 10^3$	FP/LUM/SST; $\tau_0 = 1.4$ ms; ET	71E390
	Ho <sup>3+</sup>	TBP/Toluene (2/1)		20	$2.9 \times 10^3$	FP/LUM/SST; $\tau_0 = 2.1$ ms; ET	71E390
	Ho <sup>3+</sup>	<i>n</i> -Amyl alcohol		20	$1.3 \times 10^4$	FP/LUM/SST; $\tau_0 = 1.3$ ms; ET	71E390
	Ho <sup>3+</sup>	<i>n</i> -BuOH		20	$1.6 \times 10^4$	FP/LUM/SST; $\tau_0 = 1.2$ ms; ET	71E390
24.4.9.	La <sup>3+</sup>	Acetone		20	$< 2 \times 10^3$	FP/LUM/SST, SS/LUM; $\tau_0 = 1.1$ ms; ET; [Q] $\leq 0.1$ mol/L	69E237
24.4.10.	Nd <sup>3+</sup>	(C <sub>2</sub> H <sub>5</sub> ) <sub>2</sub> O		20	$1.7 \times 10^6$	FP/LUM/SST; $\tau_0 = 0.92$ ms; ET	71E390
	Nd <sup>3+</sup>	1-PrOH		20	$7.7 \times 10^4$	FP/LUM/SST; $\tau_0 = 1.1$ ms; ET; same $k_q$ from same lab in 72E319	71E390
	Nd <sup>3+</sup>	2-PrOH		20	$1.0 \times 10^5$	FP/LUM/SST; $\tau_0 = 1.0$ ms; ET	71E390
	Nd <sup>3+</sup>	AN		20	$2.1 \times 10^5$	FP/LUM/SST; $\tau_0 = 0.93$ ms; ET; same $k_q$ from same lab in 72E319	71E390
	Nd <sup>3+</sup>	Acetaldehyde		20	$3.3 \times 10^5$	FP/LUM/SST; $\tau_0 = 0.84$ ms; ET	71E390
	Nd <sup>3+</sup>	Acetone		20	$1.2 \times 10^5$	FP/LUM/SST, SS/LUM; $\tau_0 = 1.1$ ms; ET; [Q] $\leq 0.025$ mol/L; same $k_q$ from same lab in 68E121	69E237
	Nd <sup>3+</sup>	Acetophenone		20	$2.4 \times 10^5$	FP/LUM/SST; $\tau_0 = 0.62$ ms; ET	71E390
	Nd <sup>3+</sup>	Allyl alcohol		20	$5.3 \times 10^4$	FP/LUM/SST; $\tau_0 = 1.2$ ms; ET	71E390
	Nd <sup>3+</sup>	Benzaldehyde		20	$7.5 \times 10^5$	FP/LUM/SST; $\tau_0 = 0.62$ ms; ET	71E390
	Nd <sup>3+</sup>	Benzonitrile		20	$> 3.4 \times 10^5$	FP/LUM/SST; $\tau_0 = 0.75$ ms; ET	71E390
	Nd <sup>3+</sup>	DMA		20	$4.3 \times 10^4$	FP/LUM/SST; $\tau_0 = 1.6$ ms; ET	71E390

TABLE 24. Quenching of excited terbium complexes—Continued

No.	Quencher	Solvent	Solution Medium	$T/^\circ\text{C}$	$k_q$ /L mol <sup>-1</sup> s <sup>-1</sup>	Comments	Ref.
<b>24.4. Tb<sup>3+</sup> [<sup>5</sup>D<sub>4</sub>]</b> —Continued							
	Nd <sup>3+</sup>	DMF		20	$6.5 \times 10^4$	FP/LUM/SST; $\tau_0 = 1.6$ ms; ET; same $k_q$ from same lab in 72E319	71E390
	Nd <sup>3+</sup>	DMSO		20	$1.0 \times 10^4$	FP/LUM/SST; $\tau_0 = 2.2$ ms; ET; same $k_q$ from same lab in 72E319	71E390
	Nd <sup>3+</sup>	EtOH		20	$3.8 \times 10^4$	FP/LUM/SST; $\tau_0 = 1.2$ ms; ET; same $k_q$ from same lab in 72E319	71E390
	Nd <sup>3+</sup>	H <sub>2</sub> O		20	$4.5 \times 10^3$	FP/LUM/SST, SS/LUM; $\tau_0 = 0.47$ ms; ET	69E237
	Nd <sup>3+</sup>	H <sub>2</sub> O	pH 5.9; $\mu = 0.6$	22	$7 \times 10^3$	LP/LUM/SST; ET	80E879
	Nd <sup>3+</sup>	Isoamyl alcohol		20	$1.3 \times 10^5$	FP/LUM/SST; $\tau_0 = 1.1$ ms; ET	71E390
	Nd <sup>3+</sup>	MeOH		20	$2.4 \times 10^4$	FP/LUM/SST; $\tau_0 = 1.4$ ms; ET; same $k_q$ from same lab in 72E319	71E390
	Nd <sup>3+</sup>	TBP/Toluene (2/1)		20	$9.6 \times 10^3$	FP/LUM/SST; $\tau_0 = 2.1$ ms; ET; same $k_q$ from same lab in 72E319	71E390
	Nd <sup>3+</sup>	<i>n</i> -Amyl alcohol		20	$9.8 \times 10^4$	FP/LUM/SST; $\tau_0 = 1.3$ ms; ET	71E390
	Nd <sup>3+</sup>	<i>n</i> -BuOH		20	$1.0 \times 10^5$	FP/LUM/SST; $\tau_0 = 1.2$ ms; ET	71E390
	Nd <sup>3+</sup>	py		20	$1.6 \times 10^4$	FP/LUM/SST; $\tau_0 = 0.97$ ms; ET; same $k_q$ from same lab in 72E319	71E390
24.4.11.	O <sub>3</sub>	H <sub>2</sub> SO <sub>4</sub> (66%)		25	$6.9 \times 10^6$	SS/LUM; $\tau_0 = \sim 0.55$ ms (60E010); $[Q] \leq 4 \times 10^{-4}$ mol/L	77E799
	O <sub>3</sub>	H <sub>2</sub> SO <sub>4</sub> (98%)		25	$7.5 \times 10^6$	SS/LUM; $\tau_0 = \sim 1.5$ ms (60E010); $E_a = 32$ kJ/mol (14-63°C); $[Q] \leq 4 \times 10^{-4}$ mol/L	77E799
24.4.12.	Pr <sup>3+</sup>	Acetone		20	$1.6 \times 10^4$	FP/LUM/SST, SS/LUM; $\tau_0 = 1.1$ ms; ET; $[Q] \leq 0.1$ mol/L; same $k_q$ from same lab in 68E121	69E237

TABLE 24. Quenching of excited terbium complexes—Continued

No.	Quencher	Solvent	Solution Medium	$T/^\circ\text{C}$	$k_q$ /L mol <sup>-1</sup> s <sup>-1</sup>	Comments	Ref.
<b>24.4.</b>	<b>Tb<sup>3+</sup> [<sup>5</sup>D<sub>4</sub>]</b> —Continued						
24.4.13.	Pt(CN) <sub>4</sub> <sup>2-</sup>	H <sub>2</sub> O	μ = 1 (LiCl)		1.4 × 10 <sup>4</sup>	FP/LUM/SST; RT; [Q] ≤ 0.01 mol/L	79E868
24.4.14.	PtCl <sub>4</sub> <sup>2-</sup>	H <sub>2</sub> O	μ = 1 (LiCl)		1.3 × 10 <sup>7</sup>	FP/LUM/SST; RT; [Q] ≤ 8 × 10 <sup>-4</sup> mol/L	79E868
24.4.15.	Pt(NH <sub>3</sub> ) <sub>4</sub> <sup>2+</sup>	H <sub>2</sub> O	μ = 1 (LiCl)		1.1 × 10 <sup>4</sup>	FP/LUM/SST; RT; [Q] ≤ 0.007 mol/L	79E868
24.4.16.	Pt(NH <sub>3</sub> )Cl <sub>3</sub> <sup>-</sup>	H <sub>2</sub> O	μ = 1 (LiCl)		5.1 × 10 <sup>6</sup>	FP/LUM/SST; RT; [Q] ≤ 8 × 10 <sup>-4</sup> mol/L	79E868
24.4.17.	<i>cis</i> -Pt(NH <sub>3</sub> ) <sub>2</sub> Cl <sub>2</sub>	H <sub>2</sub> O	μ = 1 (LiCl)		1.2 × 10 <sup>5</sup>	FP/LUM/SST; RT; [Q] ≤ 8 × 10 <sup>-4</sup> mol/L	79E868
24.4.18.	<i>trans</i> -Pt(NH <sub>3</sub> ) <sub>2</sub> Cl <sub>2</sub>	H <sub>2</sub> O	μ = 1 (LiCl)		7.5 × 10 <sup>5</sup>	FP/LUM/SST; RT; [Q] ≤ 8 × 10 <sup>-4</sup> mol/L	79E868
24.4.19.	Pt(NH <sub>3</sub> ) <sub>3</sub> Cl <sup>+</sup>	H <sub>2</sub> O	μ = 1 (LiCl)		2.9 × 10 <sup>4</sup>	FP/LUM/SST; RT; [Q] ≤ 0.007 mol/L	79E868
24.4.20.	Ru(CN) <sub>6</sub> <sup>4-</sup>	H <sub>2</sub> O	1 mol/L KCl		5.0 × 10 <sup>5</sup>	LP/LUM/SST; ET	86E832
24.4.21.	SO <sub>2</sub>	H <sub>2</sub> SO <sub>4</sub> (98%)		75	6.2 × 10 <sup>3</sup>	SS/LUM; τ <sub>0</sub> = ~0.25 ms (60E011); E <sub>a</sub> = 63 kJ/mol (30-75°C)	77E799
24.4.22.	Sm <sup>3+</sup>	Acetone		20	8.5 × 10 <sup>3</sup>	FP/LUM/SST, SS/LUM; τ <sub>0</sub> = 1.1 ms; ET; [Q] ≤ 0.1 mol/L; same k <sub>q</sub> from same lab in 68E121	69E237
	Sm <sup>3+</sup>	POCl <sub>3</sub> /SnCl <sub>4</sub> (9/1)		20	2.4 × 10 <sup>3</sup>	FP/LUM/SST; τ <sub>0</sub> = ~3.0 ms; E <sub>a</sub> = 13 kJ/mol (-15 to +10°C); ET; [Q] ≤ 0.05 mol/L	76E551
<i>Organic Quenchers</i>							
24.4.23.	2-Acetylanthracene	1-PrOH		20	3.2 × 10 <sup>5</sup>	FP/LUM/SST; τ <sub>0</sub> = 1.4 ms; E <sub>a</sub> = 20 kJ/mol (-25 to +60°C); ET	75E531
	2-Acetylanthracene	AN		20	1.0 × 10 <sup>7</sup>	FP/LUM/SST; τ <sub>0</sub> = 1.7 ms; E <sub>a</sub> = 13 kJ/mol (-25 to +60°C); ET	75E531
	2-Acetylanthracene	Acetone		20	3.4 × 10 <sup>6</sup>	FP/LUM/SST; τ <sub>0</sub> = 1.7 ms; E <sub>a</sub> = 13 kJ/mol (-25 to +60°C); ET	75E531
	2-Acetylanthracene	DMSO		20	7.2 × 10 <sup>4</sup>	FP/LUM/SST; τ <sub>0</sub> = 2.6 ms; E <sub>a</sub> = 8.4 kJ/mol (-25 to +60°C); ET	75E531

TABLE 24. Quenching of excited terbium complexes—Continued

No.	Quencher	Solvent	Solution Medium	$T/^\circ\text{C}$	$k_q$ /L mol <sup>-1</sup> s <sup>-1</sup>	Comments	Ref.	
24.4.	Tb <sup>3+</sup> [ <sup>5</sup> D <sub>4</sub> ]	—Continued						
		2-Acetylanthracene	Ethyl acetate		20	$1.9 \times 10^6$	FP/LUM/SST; $\tau_0 = 1.8$ ms; $E_a = 17$ kJ/mol (-25 to +60°C); ET	75E531
		2-Acetylanthracene	MeOH		20	$2.1 \times 10^5$	FP/LUM/SST; $\tau_0 = 1.4$ ms; $E_a = 21$ kJ/mol (-25 to +60°C); ET	75E531
		2-Acetylanthracene	TBP		20	$2.4 \times 10^4$	FP/LUM/SST; $\tau_0 = 2.4$ ms; ET	75E531
		2-Acetylanthracene	TMP		20	$3.2 \times 10^4$	FP/LUM/SST; $\tau_0 = 2.7$ ms; ET	75E531
	2-Acetylanthracene	py		20	$1.9 \times 10^5$	FP/LUM/SST; $\tau_0 = 1.3$ ms; $E_a = 23$ kJ/mol (-25 to +60°C); ET	75E531	
24.4.24.	2-Acetylnaphthalene	1-PrOH			$1.2 \times 10^6$	FP/LUM/SST; $\tau_0^{\text{air}} = 1.1$ ms; ET	73F674	
	2-Acetylnaphthalene	AN			$1.5 \times 10^7$	FP/LUM/SST; $\tau_0^{\text{air}} = 0.93$ ms; ET	73F674	
	2-Acetylnaphthalene	Acetone		20	$2.1 \times 10^6$	FP/LUM/SST, SS/LUM; $\tau_0 = 1.0$ ms; ET; $[Q] \leq 0.005$ mol/L; same $k_q$ from same lab in 73F674	706153	
	2-Acetylnaphthalene	DMF			$3.0 \times 10^5$	FP/LUM/SST; $\tau_0^{\text{air}} = 1.4$ ms; ET	73F674	
	2-Acetylnaphthalene	DMSO			$7.1 \times 10^4$	FP/LUM/SST; $\tau_0^{\text{air}} = 2.1$ ms; ET	73F674	
	2-Acetylnaphthalene	EtOH			$1.1 \times 10^6$	FP/LUM/SST; $\tau_0^{\text{air}} = 0.74$ ms; ET	73F674	
	2-Acetylnaphthalene	Ethyl acetate			$2.0 \times 10^6$	FP/LUM/SST; $\tau_0^{\text{air}} = 0.87$ ms; ET	73F674	
	2-Acetylnaphthalene	H <sub>2</sub> O			$2.0 \times 10^6$	FP/LUM/SST; $\tau_0^{\text{air}} = 0.47$ ms; ET	73F674	
	2-Acetylnaphthalene	MeOH			$7.0 \times 10^6$	FP/LUM/SST; $\tau_0^{\text{air}} = 1.1$ ms; ET	73F674	
	2-Acetylnaphthalene	TBP			$9.0 \times 10^3$	FP/LUM/SST; $\tau_0^{\text{air}} = 2.1$ ms; ET	73F674	
	2-Acetylnaphthalene	THF			$5.0 \times 10^9$	FP/LUM/SST; $\tau_0^{\text{air}} = 0.41$ ms; ET	73F674	
	2-Acetylnaphthalene	py			$2.0 \times 10^5$	FP/LUM/SST; $\tau_0^{\text{air}} = 0.94$ ms; ET	73F674	

TABLE 24. Quenching of excited terbium complexes—Continued

No.	Quencher	Solvent	Solution Medium	$T/^\circ\text{C}$	$k_q$ /L mol <sup>-1</sup> s <sup>-1</sup>	Comments	Ref.
<b>24.4.</b>	<b>Tb<sup>3+</sup> [<sup>5</sup>D<sub>4</sub>]</b>						
24.4.25.	Acid Fuchsin	H <sub>2</sub> O		20	$2.0 \times 10^8$	FP/LUM/SST; $\tau_0 = 0.45$ ms; ET	73E367
	Acid Fuchsin	H <sub>2</sub> O	~1 mol/L NaAC	20	$3.2 \times 10^7$	FP/LUM/SST; ET; $k_q$ independent of $[\text{NaAC}] \geq 1$ mol/L	73E367
24.4.26.	Acridine	Acetone		20	$1.6 \times 10^6$	FP/LUM/SST, SS/LUM; $\tau_0 = 1.0$ ms; ET	706153
24.4.27.	1-Aminonaphthalene	Acetone		20	$2.7 \times 10^5$	FP/LUM/SST, SS/LUM; $\tau_0 = 1.0$ ms; ET	706153
24.4.28.	Aniline Bright Red B	H <sub>2</sub> O		20	$7.1 \times 10^6$	FP/LUM/SST; $\tau_0 = 0.45$ ms; ET	73E367
	Aniline Bright Red B	H <sub>2</sub> O	~1 mol/L NaAC	20	$2.3 \times 10^7$	FP/LUM/SST; ET; $k_q$ independent of $[\text{NaAC}] \geq 1$ mol/L	73E367
24.4.29.	Anthracene	1-PrOH		20	$9.5 \times 10^4$	FP/LUM/SST; $\tau_0 = 1.4$ ms; ET	75E531
	Anthracene	AN		20	$1.4 \times 10^5$	FP/LUM/SST; $\tau_0 = 1.7$ ms; ET	75E531
	Anthracene	Acetone		20	$1.8 \times 10^5$	FP/LUM/SST; $\tau_0 = 1.7$ ms; ET	75E531
	Anthracene	DMSO		20	$7.2 \times 10^4$	FP/LUM/SST; $\tau_0 = 2.6$ ms; $E_a = 8.4$ kJ/mol (-25 to +60°C); ET	75E531
	Anthracene	MeOH		20	$1.1 \times 10^5$	FP/LUM/SST; $\tau_0 = 1.4$ ms; ET	75E531
	Anthracene	TBP		20	$4.2 \times 10^4$	FP/LUM/SST; $\tau_0 = 2.4$ ms; ET	75E531
	Anthracene	TMP		20	$3.2 \times 10^4$	FP/LUM/SST; $\tau_0 = 2.7$ ms; ET	75E531
	Anthracene	py		20	$1.1 \times 10^5$	FP/LUM/SST; $\tau_0 = 1.3$ ms; ET	75E531
24.4.30.	Bis(2-naphthyl)amine	Acetone		20	$1.4 \times 10^5$	FP/LUM/SST, SS/LUM; $\tau_0 = 1.0$ ms; ET	706153
24.4.31.	1-Chloronaphthalene	Acetone		20	$2.6 \times 10^4$	FP/LUM/SST, SS/LUM; $\tau_0 = 1.0$ ms; ET	706153
24.4.32.	1,5-Dibenzoylnaphthalene	Acetone		20	$6.9 \times 10^5$	FP/LUM/SST, SS/LUM; $\tau_0 = 1.0$ ms; ET	706153

TABLE 24. Quenching of excited terbium complexes—Continued

No.	Quencher	Solvent	Solution Medium	$T/^\circ\text{C}$	$k_q$ /L mol <sup>-1</sup> s <sup>-1</sup>	Comments	Ref.
<b>24.4. Tb<sup>3+</sup> [<sup>5</sup>D<sub>4</sub>]</b> —Continued							
24.4.33.	1,1'-Diethylisocyanine cation	MeOH		20	$3.7 \times 10^8$	FP/LUM/SST; $\tau_0 = 1.2$ ms; ET	72E317
24.4.34.	3,3'-Diethyl-9-methylthiacarbocyanine cation	MeOH		20	$5.5 \times 10^8$	FP/LUM/SST; $\tau_0 = 1.2$ ms; ET	72E317
24.4.35.	9,10-Diphenylanthracene cation radical	H <sub>2</sub> SO <sub>4</sub> (95%)/DMF (5/1)		20	$3.6 \times 10^7$	FP/LUM/SST; $\tau_0 = 2.4$ ms; ET; [Q] $\leq 8 \times 10^{-5}$ mol/L	73E368
24.4.36.	Eosin	H <sub>2</sub> O		20	$2.8 \times 10^8$	FP/LUM/SST; $\tau_0 = 0.45$ ms; ET	73E367
	Eosin	H <sub>2</sub> O	~1 mol/L NaAC	20	$4.7 \times 10^7$	FP/LUM/SST; ET; $k_q$ independent of [NaAC] $\geq 1$ mol/L	73E367
24.4.37.	Erythrosin	H <sub>2</sub> O		20	$3.6 \times 10^8$	FP/LUM/SST; $\tau_0 = 0.45$ ms; ET	73E367
	Erythrosin	H <sub>2</sub> O	~1 mol/L NaAC	20	$1.1 \times 10^8$	FP/LUM/SST; ET; $k_q$ independent of [NaAC] $\geq 1$ mol/L	73E367
24.4.38.	9-Fluorenone	Acetone		20	$1.0 \times 10^6$	FP/LUM/SST, SS/LUM; $\tau_0 = 1.0$ ms; ET	706153
24.4.39.	Fuchsin	H <sub>2</sub> O		20	$8.6 \times 10^7$	FP/LUM/SST; $\tau_0 = 0.45$ ms; ET	73E367
	Fuchsin	H <sub>2</sub> O	~1 mol/L NaAC	20	$2.7 \times 10^8$	FP/LUM/SST; ET; $k_q$ independent of [NaAC] $\geq 1$ mol/L	73E367
	Fuchsin	MeOH		20	$4.5 \times 10^8$	FP/LUM/SST; $\tau_0 = 1.2$ ms; ET; [Q] $\leq 2.5 \times 10^{-5}$ mol/L	72E317
24.4.40.	Magdala Red	MeOH		20	$1.3 \times 10^8$	FP/LUM/SST; $\tau_0 = 1.2$ ms; ET	72E317
24.4.41.	2-Methoxynaphthalene	Acetone		20	$1.1 \times 10^4$	FP/LUM/SST, SS/LUM; $\tau_0 = 1.0$ ms; ET	706153
24.4.42.	Morin	H <sub>2</sub> O	pH 2 (HClO <sub>4</sub> ); $\mu = 1.0$ (NaClO <sub>4</sub> )	25	$7.4 \times 10^6$	FP/LUM/SST; $\tau_0 = 0.44$ ms; $E_a = 19$ kJ/mol (4-40°C); ET; [Q] = (5-10) $\times 10^{-5}$ mol/L; some SQ	79E768
	Morin	H <sub>2</sub> O	pH 5 (HClO <sub>4</sub> ); $\mu = 1.0$ (NaClO <sub>4</sub> )	25	$9.5 \times 10^6$	FP/LUM/SST; $\tau_0 = 0.44$ ms; $E_a = 20$ kJ/mol (4-40°C); ET; [Q] = (5-10) $\times 10^{-5}$ mol/L; some SQ	79E768



TABLE 24. Quenching of excited terbium complexes—Continued

No.	Quencher	Solvent	Solution Medium	$T/^\circ\text{C}$	$k_q$ /L mol <sup>-1</sup> s <sup>-1</sup>	Comments	Ref.
<b>24.4.</b>	<b>Tb<sup>3+</sup> [<sup>5</sup>D<sub>4</sub>]</b> —Continued						
24.4.43.	Naphthacene cation radical	H <sub>2</sub> SO <sub>4</sub> (95%)		20	$6.5 \times 10^6$	FP/LUM/SST; $\tau_0 = 2.4$ ms; ET	73E368
24.4.44.	Naphthacene, protonated	H <sub>2</sub> SO <sub>4</sub> (95%)		20	$1.9 \times 10^7$	FP/LUM/SST; $\tau_0 = 2.4$ ms; ET	73E368
24.4.45.	Naphthalene	Acetone		20	$1.6 \times 10^3$	FP/LUM/SST, SS/LUM; $\tau_0 = 1.0$ ms; ET	706153
24.4.46.	1-Naphthoic acid	Acetone		20	$8.5 \times 10^5$	FP/LUM/SST, SS/LUM; $\tau_0 = 1.0$ ms; ET	706153
24.4.47.	1-Naphthylacetic acid	Acetone		20	$8.2 \times 10^4$	FP/LUM/SST, SS/LUM; $\tau_0 = 1.0$ ms; ET	706153
24.4.48.	2-Naphthyl benzoate	Acetone		20	$2.3 \times 10^3$	FP/LUM/SST, SS/LUM; $\tau_0 = 1.0$ ms; ET	706153
24.4.49.	2-Naphthyl diphenyl ketone	Acetone		20	$3.0 \times 10^5$	FP/LUM/SST, SS/LUM; $\tau_0 = 1.0$ ms; ET	706153
24.4.50.	2-Naphthylphenylamine	Acetone		20	$7.0 \times 10^4$	FP/LUM/SST, SS/LUM; $\tau_0 = 1.0$ ms; ET	706153
24.4.51.	New Fuchsin	H <sub>2</sub> O		20	$3.9 \times 10^7$	FP/LUM/SST; $\tau_0 = 0.45$ ms; ET	73E367
	New Fuchsin	H <sub>2</sub> O	~1 mol/L NaAC	20	$1.1 \times 10^8$	FP/LUM/SST; ET; $k_q$ independent of [NaAC] $\geq 1$ mol/L	73E367
24.4.52.	1-Nitronaphthalene	Acetone		20	$8.6 \times 10^4$	FP/LUM/SST, SS/LUM; $\tau_0 = 1.0$ ms; ET	706153
24.4.53.	Perylene cation radical	H <sub>2</sub> SO <sub>4</sub> (95%)		20	$1.2 \times 10^8$	FP/LUM/SST; $\tau_0 = 2.4$ ms; ET; [Q] $\leq 4 \times 10^{-5}$ mol/L	73E368
24.4.54.	Phenazine	Acetone		20	$6.6 \times 10^5$	FP/LUM/SST, SS/LUM; $\tau_0 = 1.0$ ms; ET	706153
24.4.55.	Phenosafranine	H <sub>2</sub> O		20	$3.6 \times 10^7$	FP/LUM/SST; $\tau_0 = 0.45$ ms; ET	73E367
	Phenosafranine	H <sub>2</sub> O	~1 mol/L NaAC	20	$1.5 \times 10^8$	FP/LUM/SST; ET; $k_q$ independent of [NaAC] $\geq 1$ mol/L	73E367
24.4.56.	Quercetin	H <sub>2</sub> O	pH 2 (HClO <sub>4</sub> ); $\mu = 1.0$ (NaClO <sub>4</sub> )	25	$1.3 \times 10^7$	FP/LUM/SST; $\tau_0 = 0.44$ ms; $E_a = 19$ kJ/mol (4-40°C); ET; [Q] = (1-3) $\times 10^{-5}$ mol/L; some SQ	79E768

TABLE 24. Quenching of excited terbium complexes—Continued

No.	Quencher	Solvent	Solution Medium	T/°C	$k_q$ /L mol <sup>-1</sup> s <sup>-1</sup>	Comments	Ref.
<b>24.4. Tb<sup>3+</sup> [<sup>5</sup>D<sub>4</sub>]</b> —Continued							
	Quercetin	H <sub>2</sub> O	pH 5 (HClO <sub>4</sub> ); $\mu$ = 1.0 (NaClO <sub>4</sub> )	25	$3.6 \times 10^7$	FP/LUM/SST; $\tau_0 = 0.44$ ms; $E_a = 16$ kJ/mol (4- 40°C); ET; [Q] = (1-3) $\times$ $10^{-5}$ mol/L; some SQ	79E768
24.4.57.	Rose Bengal	H <sub>2</sub> O		20	$6.0 \times 10^8$	FP/LUM/SST; $\tau_0 = 0.45$ ms; ET	73E367
	Rose Bengal	H <sub>2</sub> O	~1 mol/L NaAC	20	$1.4 \times 10^8$	FP/LUM/SST; ET; $k_q$ independent of [NaAC] $\geq 1$ mol/L	73E367
24.4.58.	Rutin	H <sub>2</sub> O	pH 2 (HClO <sub>4</sub> ); $\mu$ = 1.0 (NaClO <sub>4</sub> )	25	$9.5 \times 10^5$	FP/LUM/SST; $\tau_0 = 0.44$ ms; $E_a = 18$ kJ/mol (4- 40°C); ET; [Q] = (5-15) $\times$ $10^{-5}$ mol/L; some SQ	79E768
	Rutin	H <sub>2</sub> O	pH 5 (HClO <sub>4</sub> ); $\mu$ = 1.0 (NaClO <sub>4</sub> )	25	$5.2 \times 10^6$	FP/LUM/SST; $\tau_0 = 0.44$ ms; $E_a = 19$ kJ/mol (4- 40°C); ET; [Q] = (5-15) $\times$ $10^{-5}$ mol/L; some SQ	79E768
24.4.59.	Safranine T	H <sub>2</sub> O		20	$2.9 \times 10^7$	FP/LUM/SST; $\tau_0 = 0.45$ ms; ET	73E367
	Safranine T	H <sub>2</sub> O	~1 mol/L NaAC	20	$8.6 \times 10^7$	FP/LUM/SST; ET; $k_q$ independent of [NaAC] $\geq 1$ mol/L	73E367
	Safranine T	MeOH		20	$2.1 \times 10^8$	FP/LUM/SST; $\tau_0 = 1.2$ ms; ET	72E317
24.4.60.	3,3',9-Triethyl-5,5'- dichlorothiacyanine cation	MeOH		20	$5.3 \times 10^8$	FP/LUM/SST; $\tau_0 = 1.2$ ms; ET	72E317
<b>24.5. Tb<sup>III</sup>-Dipicolinic acid</b>							
<i>Inorganic Quenchers</i>							
24.5.1.	Eu <sup>III</sup> -Dipicolinic acid	H <sub>2</sub> O	0.06 mol/L NaClO <sub>4</sub> ; pH 2.5; [L]/([Tb]+[Eu]) = 1; [Tb] = 0.0091 mol/L		$2.2 \times 10^5$	SS/LUM; $\tau_0 = 1.8$ ms (FP/LUM/SST); ET; [Q] $\leq$ $7 \times 10^{-4}$ mol/L	81E788
	Eu <sup>III</sup> -Dipicolinic acid	H <sub>2</sub> O	0.06 mol/L NaClO <sub>4</sub> ; pH 4.4; [L]/([Tb]+[Eu]) = 1; [Tb] = 0.0091 mol/L		$3.0 \times 10^5$	SS/LUM; $\tau_0 = 1.8$ ms (FP/LUM/SST); ET; [Q] $\leq$ $7 \times 10^{-4}$ mol/L	81E788

TABLE 24. Quenching of excited terbium complexes—Continued

No.	Quencher	Solvent	Solution Medium	$T/^\circ\text{C}$	$k_q$ /L mol <sup>-1</sup> s <sup>-1</sup>	Comments	Ref.
<b>24.5.</b>	<b>Tb<sup>III</sup>-Dipicolinic acid—Continued</b>						
	Eu <sup>III</sup> -Dipicolinic acid	H <sub>2</sub> O	0.06 mol/L NaClO <sub>4</sub> ; pH 6.2; [L]/([Tb]+[Eu]) = 1; [Tb] = 0.0091 mol/L		$3.9 \times 10^5$	SS/LUM; $\tau_0 = 1.7$ ms (FP/LUM/SST); ET; [Q] $\leq$ $7 \times 10^{-4}$ mol/L	81E788
<b>24.6.</b>	<b>Tb<sup>III</sup>(Dipicolinic acid)<sub>3</sub></b>						
	<i>Inorganic Quenchers</i>						
24.6.1.	Eu <sup>III</sup> (Dipicolinic acid) <sub>3</sub>	H <sub>2</sub> O	pH 2.5; [L]/([Tb]+[Eu]) = 5 or 10; [Tb] = 0.002 mol/L		$2.4 \times 10^5$	SS/LUM; $\tau_0 = 1.7$ ms (FP/LUM/SST); ET; [Q] $\leq$ $3 \times 10^{-4}$ mol/L	78E890
	Eu <sup>III</sup> (Dipicolinic acid) <sub>3</sub>	H <sub>2</sub> O	pH 4.5; [L]/([Tb]+[Eu]) = 5 or 10; [Tb] = 0.002 mol/L		$3.7 \times 10^4$	SS/LUM; $\tau_0 = \sim 2.6$ ms (FP/LUM/SST); ET; [Q] $\leq$ $3 \times 10^{-4}$ mol/L	78E890
<b>24.7.</b>	<b>Tb(EDTA)<sup>-</sup></b>						
	<i>Inorganic Quenchers</i>						
24.7.1.	Co(EDTA) <sup>-</sup>	H <sub>2</sub> O	$\mu = 0$ (extrap'd, NaClO <sub>4</sub> )	25	$8.4 \times 10^6$	LP/LUM/SPC; ET; [Q] = $\sim 0.001$ mol/L	81E787
24.7.2.	Cu(EDTA) <sup>2-</sup>	H <sub>2</sub> O	$\mu = 0$ (extrap'd, NaClO <sub>4</sub> )	25	$3.2 \times 10^6$	LP/LUM/SPC; ET; [Q] = $\sim 0.001$ mol/L	81E787
<b>24.8.</b>	<b>Tb<sup>III</sup>-Hemimellitic acid</b>						
	<i>Inorganic Quenchers</i>						
24.8.1.	Eu <sup>III</sup> -Hemimellitic acid	H <sub>2</sub> O	pH 3.0; [L]/([Tb]+[Eu]) = 5; [Eu] < [Tb]		$2.4 \times 10^6$ (calc)	FP/LUM/SST; $\tau_0 = 0.46$ ms; ET; some SQ	79M270
	Eu <sup>III</sup> -Hemimellitic acid	H <sub>2</sub> O	pH 5.0; ([Tb] + [Eu])/[L] = 0.2; [Eu] < [Tb]		$9.5 \times 10^5$ (calc)	FP/LUM/SST; $\tau_0 = 0.64$ ms; ET; some SQ	79M270
	Eu <sup>III</sup> -Hemimellitic acid	H <sub>2</sub> O	pH 6.5; [L]/([Tb]+[Eu]) = 5; [Eu] < [Tb]		$2.9 \times 10^5$ (calc)	FP/LUM/SST; $\tau_0 = 1.2$ ms; ET; extensive SQ	79M270
	Eu <sup>III</sup> -Hemimellitic acid	H <sub>2</sub> O	pH 8.5; [L]/([Tb]+[Eu]) = 5; [Eu] < [Tb]		$2.7 \times 10^5$ (calc)	FP/LUM/SST; $\tau_0 = 1.5$ ms; ET; extensive SQ	79M270

TABLE 24. Quenching of excited terbium complexes—Continued

No.	Quencher	Solvent	Solution Medium	$T/^{\circ}\text{C}$	$k_q$ /L mol <sup>-1</sup> s <sup>-1</sup>	Comments	Ref.
<b>24.9. Tb<sup>III</sup>-Malic acid</b>							
<i>Inorganic Quenchers</i>							
24.9.1.	Eu <sup>III</sup> -Malic acid	H <sub>2</sub> O	pH 2.5; [L]/([Tb]+[Eu]) = 5; [Tb] = 0.002 mol/L		$2.4 \times 10^6$ (calc)	FP/LUM/SST, SS/LUM; $\tau_0^{\text{air}} = 0.50$ ms; ET; [Q] $\leq$ $3 \times 10^{-4}$ mol/L; $K_{\text{SV}}^{\tau}$ constant for pH 2.5-11.5	79E969
	Eu <sup>III</sup> -Malic acid	H <sub>2</sub> O	pH 5.0; [L]/([Tb]+[Eu]) = 5; [Tb] = 0.002 mol/L		$1.4 \times 10^6$ (calc)	FP/LUM/SST, SS/LUM; $\tau_0^{\text{air}} = 0.84$ ms; ET; [Q] $\leq$ $3 \times 10^{-4}$ mol/L; $K_{\text{SV}}^{\tau}$ constant for pH 2.5-11.5	79E969
	Eu <sup>III</sup> -Malic acid	H <sub>2</sub> O	pH 5.5; [L]/([Tb]+[Eu]) = 5; [Tb] = 0.002 mol/L		$1.4 \times 10^6$ (calc)	FP/LUM/SST, SS/LUM; $\tau_0^{\text{air}} = 0.86$ ms; ET; [Q] $\leq$ $3 \times 10^{-4}$ mol/L; $K_{\text{SV}}^{\tau}$ constant for pH 2.5-11.5	79E969
	Eu <sup>III</sup> -Malic acid	H <sub>2</sub> O	pH 7.0; [L]/([Tb]+[Eu]) = 5; [Tb] = 0.002 mol/L		$1.3 \times 10^6$ (calc)	FP/LUM/SST, SS/LUM; $\tau_0^{\text{air}} = 0.92$ ms; ET; [Q] $\leq$ $3 \times 10^{-4}$ mol/L; $K_{\text{SV}}^{\tau}$ constant for pH 2.5-11.5	79E969
	Eu <sup>III</sup> -Malic acid	H <sub>2</sub> O	pH 7.5; [L]/([Tb]+[Eu]) = 5; [Tb] = 0.002 mol/L		$1.3 \times 10^6$ (calc)	FP/LUM/SST; $\tau_0^{\text{air}} = 0.96$ ms; [Q] $\leq 3 \times 10^{-4}$ mol/L; some SQ; $K_{\text{SV}}^{\tau}$ constant for pH 2.5-11.5	79E969
	Eu <sup>III</sup> -Malic acid	H <sub>2</sub> O	pH 9.5; [L]/([Tb]+[Eu]) = 5; [Tb] = 0.002 mol/L		$1.0 \times 10^6$ (calc)	FP/LUM/SST; $\tau_0^{\text{air}} = 1.2$ ms; [Q] $\leq 3 \times 10^{-4}$ mol/L; some SQ; $K_{\text{SV}}^{\tau}$ constant for pH 2.5-11.5	79E969
	Eu <sup>III</sup> -Malic acid	H <sub>2</sub> O	pH 10.0; [L]/([Tb]+[Eu]) = 5; [Tb] = 0.002 mol/L		$1 \times 10^6$ (calc)	FP/LUM/SST; $\tau_0^{\text{air}} = 1.2$ ms; [Q] $\leq 3 \times 10^{-4}$ mol/L; large SQ; $K_{\text{SV}}^{\tau}$ constant for pH 2.5-11.5	79E969
	Eu <sup>III</sup> -Malic acid	H <sub>2</sub> O	pH 11.5; [L]/([Tb]+[Eu]) = 5; [Tb] = 0.002 mol/L		$1.8 \times 10^6$ (calc)	FP/LUM/SST; $\tau_0^{\text{air}} = 0.66$ ms; [Q] $\leq 3 \times 10^{-4}$ mol/L; large SQ; $K_{\text{SV}}^{\tau}$ constant for pH 2.5-11.5	79E969
<b>24.10. Tb<sup>III</sup>-L-Malic acid</b>							
<i>Inorganic Quenchers</i>							
24.10.1.	Eu <sup>III</sup> -L-Malic acid	H <sub>2</sub> O	pH 4; [L]/([Tb]+[Eu]) = 3		$7.5 \times 10^5$	LP/LUM/SST; $\tau_0^{\text{air}} = 0.81$ ms; ET; [Q] $\leq 0.012$ mol/L	80E072
	Eu <sup>III</sup> -L-Malic acid	H <sub>2</sub> O	pH 6; [L]/([Tb]+[Eu]) = 3		$3.3 \times 10^5$	LP/LUM/SST; $\tau_0^{\text{air}} = 0.93$ ms; ET; [Q] $\leq 0.012$ mol/L	80E072

TABLE 24. Quenching of excited terbium complexes—Continued

No.	Quencher	Solvent	Solution Medium	$T/^\circ\text{C}$	$k_q$ /L mol <sup>-1</sup> s <sup>-1</sup>	Comments	Ref.
<b>24.10. Tb<sup>III</sup>-L-Malic acid—Continued</b>							
	Eu <sup>III</sup> -L-Malic acid	H <sub>2</sub> O	pH 8; [L]/([Tb]+[Eu]) = 3		$1.3 \times 10^5$	LP/LUM/SST; $\tau_0^{\text{air}} = 1.2$ ms; ET; [Q] $\leq 0.012$ mol/L	80E072
	Eu <sup>III</sup> -L-Malic acid	H <sub>2</sub> O	pH 9; [L]/([Tb]+[Eu]) = 3		$4.7 \times 10^4$	LP/LUM/SST; $\tau_0^{\text{air}} = 1.3$ ms; ET; [Q] $\leq 0.012$ mol/L	80E072
	Eu <sup>III</sup> -L-Malic acid	H <sub>2</sub> O	pH 10; [L]/([Tb]+[Eu]) = 3		$9.7 \times 10^3$	LP/LUM/SST; $\tau_0^{\text{air}} = 1.4$ ms; ET; [Q] $\leq 0.012$ mol/L	80E072
<b>24.11. Tb<sup>III</sup>-Phthalic acid</b>							
<i>Inorganic Quenchers</i>							
24.11.1.	Eu <sup>III</sup> -Phthalic acid	H <sub>2</sub> O	pH 3; [L]/([Tb]+[Eu]) = 5; [Eu] < [Tb]		$2.7 \times 10^6$ (calc)	FP/LUM/SST; $\tau_0 = 0.48$ ms; ET; some SQ	79M270
	Eu <sup>III</sup> -Phthalic acid	H <sub>2</sub> O	pH 5; [L]/([Tb]+[Eu]) = 5; [Eu] < [Tb]		$1.5 \times 10^6$ (calc)	FP/LUM/SST; $\tau_0 = 0.61$ ms; ET; some SQ	79M270
	Eu <sup>III</sup> -Phthalic acid	H <sub>2</sub> O	pH 6.0; [L]/([Tb]+[Eu]) = 5; [Eu] < [Tb]		$1.1 \times 10^6$ (calc)	FP/LUM/SST; $\tau_0 = 0.63$ ms; ET; extensive SQ	79M270
	Eu <sup>III</sup> -Phthalic acid	H <sub>2</sub> O	pH 8.0; [L]/([Tb]+[Eu]) = 5; [Eu] < [Tb]		$9.9 \times 10^5$ (calc)	FP/LUM/SST; $\tau_0 = 0.81$ ms; ET; extensive SQ	79M270
<b>24.12. Tb<sup>III</sup>-Picolinic acid</b>							
<i>Inorganic Quenchers</i>							
24.12.1.	Eu <sup>III</sup> -Picolinic acid	H <sub>2</sub> O	pH 5.2; [L]/([Tb]+[Eu]) = 10; [Tb] = 0.002 mol/L		$7.4 \times 10^5$	SS/LUM; $\tau_0 = 0.59$ ms (FP/LUM/SST); ET; [Q] $\leq$ $3 \times 10^{-4}$ mol/L	78E890
	Eu <sup>III</sup> -Picolinic acid	H <sub>2</sub> O	pH 6.2; [L]/([Tb]+[Eu]) = 10; [Tb] = 0.002 mol/L		$7.5 \times 10^5$	SS/LUM; $\tau_0 = 0.66$ ms (FP/LUM/SST); ET; [Q] $\leq$ $3 \times 10^{-4}$ mol/L	78E890
	Eu <sup>III</sup> -Picolinic acid	H <sub>2</sub> O	pH 8.3; [L]/([Tb]+[Eu]) = 10; [Tb] = 0.002 mol/L		$2.6 \times 10^6$	SS/LUM; $\tau_0 = 0.95$ ms (FP/LUM/SST); ET; [Q] $\leq$ $3 \times 10^{-4}$ mol/L	78E890

TABLE 24. Quenching of excited terbium complexes—Continued

No.	Quencher	Solvent	Solution Medium	$T/^{\circ}\text{C}$	$k_q$ /L mol <sup>-1</sup> s <sup>-1</sup>	Comments	Ref.
<b>24.12. Tb<sup>III</sup>-Picolinic acid—Continued</b>							
	Eu <sup>III</sup> -Picolinic acid	H <sub>2</sub> O	pH 9.0; [L]/([Tb]+[Eu]) = 10; [Tb] = 0.002 mol/L		$6.1 \times 10^5$	SS/LUM; $\tau_0 = 1.3$ ms (FP/LUM/SST); ET; [Q] $\leq$ $3 \times 10^{-4}$ mol/L	78E890
	Eu <sup>III</sup> -Picolinic acid	H <sub>2</sub> O	pH 5.2; [L]/([Tb]+[Eu]) = 5; [Tb] = 0.002 mol/L		$2.0 \times 10^6$	SS/LUM; $\tau_0 = 0.53$ ms (FP/LUM/SST); ET; [Q] $\leq$ $3 \times 10^{-4}$ mol/L	78E890
	Eu <sup>III</sup> -Picolinic acid	H <sub>2</sub> O	pH 6.2; [L]/([Tb]+[Eu]) = 5; [Tb] = 0.002 mol/L		$2.8 \times 10^6$	SS/LUM; $\tau_0 = 0.56$ ms (FP/LUM/SST); ET; [Q] $\leq$ $3 \times 10^{-4}$ mol/L	78E890
	Eu <sup>III</sup> -Picolinic acid	H <sub>2</sub> O	pH 8.3; [L]/([Tb]+[Eu]) = 5; [Tb] = 0.002 mol/L		$3.0 \times 10^6$	SS/LUM; $\tau_0 = 0.82$ ms (FP/LUM/SST); ET; [Q] $\leq$ $3 \times 10^{-4}$ mol/L	78E890
	Eu <sup>III</sup> -Picolinic acid	H <sub>2</sub> O	pH 9.0; [L]/([Tb]+[Eu]) = 5; [Tb] = 0.002 mol/L		$1.1 \times 10^6$	SS/LUM; $\tau_0 = 1.1$ ms (FP/LUM/SST); ET; [Q] $\leq$ $3 \times 10^{-4}$ mol/L	78E890
<b>24.13. Tb<sup>III</sup>-Pyromellitic acid</b>							
<i>Inorganic Quenchers</i>							
	24.13.1. Eu <sup>III</sup> -Pyromellitic acid	H <sub>2</sub> O	pH 1.6; [L]/([Tb]+[Eu]) = 5; [Tb] = 0.002 mol/L		$2.7 \times 10^6$ (calc)	FP/LUM/SST, SS/LUM; $\tau_0^{\text{air}} = 0.42$ ms; ET; [Q] $\leq$ $3 \times 10^{-4}$ mol/L; $K_{SV}^{\tau}$ constant for pH 1.6-3.2	79M271
	Eu <sup>III</sup> -Pyromellitic acid	H <sub>2</sub> O	pH 2.0; [L]/([Tb]+[Eu]) = 5; [Tb] = 0.002 mol/L		$2.6 \times 10^6$ (calc)	FP/LUM/SST, SS/LUM; $\tau_0^{\text{air}} = 0.43$ ms; ET; [Q] $\leq$ $3 \times 10^{-4}$ mol/L; $K_{SV}^{\tau}$ constant for pH 1.6-3.2	79M271
	Eu <sup>III</sup> -Pyromellitic acid	H <sub>2</sub> O	pH 2.4; [L]/([Tb]+[Eu]) = 5; [Tb] = 0.002 mol/L		$2.5 \times 10^6$ (calc)	FP/LUM/SST; $\tau_0^{\text{air}} = 0.44$ ms; ET; [Q] $\leq 3 \times 10^{-4}$ mol/L; some SQ; $K_{SV}^{\tau}$ constant for pH 1.6-3.2	79M271
	Eu <sup>III</sup> -Pyromellitic acid	H <sub>2</sub> O	pH 2.8; [L]/([Tb]+[Eu]) = 5; [Tb] = 0.002 mol/L		$2.4 \times 10^6$ (calc)	FP/LUM/SST; $\tau_0^{\text{air}} = 0.46$ ms; ET; [Q] $\leq 3 \times 10^{-4}$ mol/L; some SQ; $K_{SV}^{\tau}$ constant for pH 1.6-3.2	79M271

TABLE 24. Quenching of excited terbium complexes—Continued

No.	Quencher	Solvent	Solution Medium	$T/^\circ\text{C}$	$k_q$ /L mol <sup>-1</sup> s <sup>-1</sup>	Comments	Ref.
<b>24.13.</b>	<b>Tb<sup>III</sup>-Pyromellitic acid—Continued</b>						
	Eu <sup>III</sup> -Pyromellitic acid	H <sub>2</sub> O	pH 3.2; [L]/([Tb]+[Eu]) = 5; [Tb] = 0.002 mol/L		$2.3 \times 10^6$ (calc)	FP/LUM/SST; $\tau_0^{\text{air}} = 0.48$ ms; ET; [Q] $\leq 3 \times 10^{-4}$ mol/L; some SQ; $K_{SV}^\tau$ constant for pH 1.6-3.2	79M271
<b>24.14.</b>	<b>Tb<sup>III</sup>-Trimellitic acid</b>						
	<i>Inorganic Quenchers</i>						
24.14.1.	Eu <sup>III</sup> -Trimellitic acid	H <sub>2</sub> O	pH 1.6; [L]/([Tb]+[Eu]) = 5; [Tb] = 0.002 mol/L		$2.7 \times 10^6$ (calc)	FP/LUM/SST, SS/LUM; $\tau_0^{\text{air}} = 0.41$ ms; ET; $K_{SV}^\tau$ constant for pH 1.6-3.0	79M271
	Eu <sup>III</sup> -Trimellitic acid	H <sub>2</sub> O	pH 2.0; [L]/([Tb]+[Eu]) = 5; [Tb] = 0.002 mol/L		$2.6 \times 10^6$ (calc)	FP/LUM/SST, SS/LUM; $\tau_0^{\text{air}} = 0.43$ ms; ET; [Q] $\leq$ $3 \times 10^{-4}$ mol/L; $K_{SV}^\tau$ constant for pH 1.6-3.0	79M271
	Eu <sup>III</sup> -Trimellitic acid	H <sub>2</sub> O	pH 2.4; [L]/([Tb]+[Eu]) = 5; [Tb] = 0.002 mol/L		$2.4 \times 10^6$ (calc)	FP/LUM/SST; $\tau_0^{\text{air}} = 0.46$ ms; ET; some SQ; $K_{SV}^\tau$ constant for pH 1.6-3.0	79M271
	Eu <sup>III</sup> -Trimellitic acid	H <sub>2</sub> O	pH 3.0; [L]/([Tb]+[Eu]) = 5; [Tb] = 0.002 mol/L		$2.2 \times 10^6$ (calc)	FP/LUM/SST; $\tau_0^{\text{air}} = 0.49$ ms; ET; some SQ; $K_{SV}^\tau$ constant for pH 1.6-3.0	79M271
<b>24.15.</b>	<b>Tb(acetylacetonato)<sub>3</sub></b>						
	<i>Inorganic Quenchers</i>						
24.15.1.	Dy(acac) <sub>3</sub>	<i>n</i> -BuOH	[S] + [Q] = 0.005 mol/L	20	$\sim 5 \times 10^4$	FP/LUM/AVE, SS/LUM; $\tau_0$ = 0.79 ms; ET; [Q] $\leq 0.004$ mol/L	756252
24.15.2.	Er(acac) <sub>3</sub>	<i>n</i> -BuOH	[S] + [Q] = 0.005 mol/L	20	$1.5 \times 10^5$	FP/LUM/AVE, SS/LUM; $\tau_0$ = 0.79 ms; ET	756252
24.15.3.	Eu(acac) <sub>3</sub>	AN	[S] + [Q] = 0.005 mol/L	20	$3.3 \times 10^5$	FP/LUM/AVE; $\tau_0 = 0.93$ ms; ET; quenching involves dimers; some SQ	766073
	Eu(acac) <sub>3</sub>	Acetone	[S] + [Q] = 0.005 mol/L	20	$3.3 \times 10^5$	FP/LUM/AVE; $\tau_0 = 0.80$ ms; ET; quenching involves dimers; some SQ	766073
	Eu(acac) <sub>3</sub>	Benzonitrile	[S] + [Q] = 0.005 mol/L	20	$3.3 \times 10^5$	FP/LUM/AVE; $\tau_0 = 0.83$ ms; ET; quenching involves dimers; some SQ	766073

TABLE 24. Quenching of excited terbium complexes—Continued

No.	Quencher	Solvent	Solution Medium	$T/^{\circ}\text{C}$	$k_q$ /L mol <sup>-1</sup> s <sup>-1</sup>	Comments	Ref.
<b>24.15. Tb(acetylacetonato)<sub>3</sub>—Continued</b>							
	Eu(acac) <sub>3</sub>	Ethylene glycol	[S] + [Q] = 0.005 mol/L	20	$1.5 \times 10^5$	FP/LUM/AVE; $\tau_0 = 0.70$ ms; ET; quenching involves dimers; some SQ	766073
	Eu(acac) <sub>3</sub>	<i>n</i> -BuOH	[S] + [Q] = 0.005 mol/L	20	$3.3 \times 10^5$	FP/LUM/AVE; $\tau_0 = 0.79$ ms; $E_a = 23$ kJ/mol (0–50°C); ET; [Q] ≤ 0.004 mol/L; quenching involves dimers; some SQ	766073
24.15.4.	Ho(acac) <sub>3</sub>	<i>n</i> -BuOH	[S] + [Q] = 0.005 mol/L	20	$2.0 \times 10^5$	FP/LUM/AVE, SS/LUM; $\tau_0 = 0.79$ ms; ET; [Q] ≤ 0.004 mol/L	756252
24.15.5.	Nd(acac) <sub>3</sub>	<i>n</i> -BuOH	[S] + [Q] = 0.005 mol/L	20	$4.9 \times 10^5$	FP/LUM/AVE, SS/LUM; $\tau_0 = 0.79$ ms; ET	756252
24.15.6.	Pr(acac) <sub>3</sub>	<i>n</i> -BuOH	[S] + [Q] = 0.005 mol/L	20	$4.7 \times 10^5$	FP/LUM/AVE; $\tau_0 = 0.79$ ms; ET; [Q] ≤ 0.004 mol/L; some SQ	756252
24.15.7.	Sm(acac) <sub>3</sub>	AN	[S] + [Q] = 0.005 mol/L	20	$3.8 \times 10^5$	FP/LUM/AVE; $\tau_0 = 0.93$ ms; ET; quenching involves dimers; some SQ	766073
	Sm(acac) <sub>3</sub>	Acetone	[S] + [Q] = 0.005 mol/L	20	$3.9 \times 10^5$	FP/LUM/AVE; $\tau_0 = 0.80$ ms; ET; quenching involves dimers; some SQ	766073
	Sm(acac) <sub>3</sub>	Benzene	[S] + [Q] = 0.005 mol/L	20	$<1 \times 10^4$	FP/LUM/AVE; $\tau_0 = 0.90$ ms; quenching involves dimers; some SQ	766073
	Sm(acac) <sub>3</sub>	Benzonitrile	[S] + [Q] = 0.005 mol/L	20	$1.3 \times 10^5$	FP/LUM/AVE; $\tau_0 = 0.83$ ms; ET; quenching involves dimers; some SQ	766073
	Sm(acac) <sub>3</sub>	CCl <sub>4</sub>	[S] + [Q] = 0.005 mol/L	20	$<1 \times 10^4$	FP/LUM/AVE; $\tau_0 = 0.83$ ms; quenching involves dimers; some SQ	766073
	Sm(acac) <sub>3</sub>	Ethylene glycol	[S] + [Q] = 0.005 mol/L	20	$1.5 \times 10^5$	FP/LUM/AVE; $\tau_0 = 0.70$ ms; ET; quenching involves dimers; some SQ	766073
	Sm(acac) <sub>3</sub>	<i>n</i> -BuOH	[S] + [Q] = 0.005 mol/L	20	$4.9 \times 10^5$	FP/LUM/AVE; $\tau_0 = 0.79$ ms; $E_a = 23$ kJ/mol (0–50°C); ET; [Q] ≤ 0.004 mol/L; quenching involves dimers; some SQ	766073



TABLE 24. Quenching of excited terbium complexes—Continued

No.	Quencher	Solvent	Solution Medium	T/°C	$k_q$ /L mol <sup>-1</sup> s <sup>-1</sup>	Comments	Ref.
<b>24.15. Tb(acetylacetonato)<sub>3</sub>—Continued</b>							
<i>Organic Quenchers</i>							
24.15.8.	2-Acetyl naphthalene	Acetone		20	$1.9 \times 10^5$	FP/LUM/SST, SS/LUM; ET	706153
24.15.9.	Naphthalene	Acetone		20	$2.0 \times 10^4$	FP/LUM/SST; ET; also EQ	706153
	Naphthalene	Toluene		20	$3.2 \times 10^4$	FP/LUM/SST; ET; [Q] ≤ 0.3 mol/L; also EQ	706153
<b>24.16. Tb(anthranilato)<sup>2+</sup></b>							
<i>Inorganic Quenchers</i>							
24.16.1.	Nd(H <sub>2</sub> O) <sub>n</sub> <sup>3+</sup>	H <sub>2</sub> O	pH 5.9; μ = 0.6; ([Tb]+[Nd])/[L] = 1000	22	$1.5 \times 10^4$	LP/LUM/SST; ET	80E879
<b>24.17. Tb(crypt)<sup>3+</sup></b>							
<i>Inorganic Quenchers</i>							
24.17.1.	Co(CN) <sub>6</sub> <sup>3-</sup>	H <sub>2</sub> O	1 mol/L KCl		$4.0 \times 10^5$	LP/LUM/SST; ET	86E832
24.17.2.	Cr(CN) <sub>6</sub> <sup>3-</sup>	H <sub>2</sub> O	1 mol/L KCl		$\sim 2 \times 10^5$	LP/LUM/SST; ET	86E832
24.17.3.	Fe(CN) <sub>6</sub> <sup>4-</sup>	H <sub>2</sub> O	1 mol/L KCl		$7.0 \times 10^5$	LP/LUM/SST; ET	86E832
24.17.4.	Ru(CN) <sub>6</sub> <sup>4-</sup>	H <sub>2</sub> O	1 mol/L KCl		$< 1 \times 10^4$	LP/LUM/SST	86E832
<b>24.18. Tb[N-(2-hydroxyethyl)EDTA]</b>							
<i>Inorganic Quenchers</i>							
24.18.1.	Co(EDTA) <sup>-</sup>	H <sub>2</sub> O		25	$8.4 \times 10^6$	LP/LUM/SPC; τ <sub>0</sub> = 1.0 ms; ET; [Q] = ~0.001 mol/L	81E787
<b>24.19. Tb(salicylato)<sub>3</sub></b>							
<i>Organic Quenchers</i>							
24.19.1.	Acid Fuchsin	MeOH		20	$2.5 \times 10^8$	FP/LUM/SST; τ <sub>0</sub> = 1.0 ms; ET; some SQ	72E317
24.19.2.	Acridine Orange	MeOH		20	$1.3 \times 10^7$	FP/LUM/SST; τ <sub>0</sub> = 1.0 ms; ET; same k <sub>q</sub> from same lab in 72E320	72E317
24.19.3.	Acridine Yellow	MeOH		20	$2.9 \times 10^6$	FP/LUM/SST; τ <sub>0</sub> = 1.0 ms; ET	72E317
24.19.4.	Auramine	MeOH		20	$1.3 \times 10^6$	FP/LUM/SST; τ <sub>0</sub> = 1.0 ms; ET	72E317
24.19.5.	Aurin	MeOH		20	$2.3 \times 10^7$	FP/LUM/SST; τ <sub>0</sub> = 1.0 ms; ET; some SQ	72E317
24.19.6.	Chrysoidin	MeOH		20	$9.7 \times 10^6$	FP/LUM/SST; τ <sub>0</sub> = 1.0 ms; ET; same k <sub>q</sub> from same lab in 72E320	72E317

TABLE 24. Quenching of excited terbium complexes—Continued

No.	Quencher	Solvent	Solution Medium	T/°C	$k_q$ /L mol <sup>-1</sup> s <sup>-1</sup>	Comments	Ref.
<b>24.19. Tb(salicylato)<sub>3</sub>—Continued</b>							
24.19.7.	Coryphosphine	MeOH		20	$1.1 \times 10^7$	FP/LUM/SST; $\tau_0 = 1.0$ ms; ET; same $k_q$ from same lab in 72E320	72E317
24.19.8.	Coumarin	MeOH		20	$3.4 \times 10^5$	FP/LUM/SST; $\tau_0 = 1.0$ ms; ET	72E317
24.19.9.	4,4'-Diaminobiphenyl	MeOH		20	$2.7 \times 10^4$	FP/LUM/SST; $\tau_0 = 1.0$ ms; ET	72E317
24.19.10.	1,1'-Diethylisocyanine cation	MeOH		20	$4.2 \times 10^8$	FP/LUM/SST; $\tau_0 = 1.0$ ms; ET	72E317
24.19.11.	3,3'-Diethyl-9-methylthiacarbocyanine cation	MeOH		20	$5.6 \times 10^8$	FP/LUM/SST; $\tau_0 = 1.0$ ms; ET; $[Q] \leq 3.5 \times 10^{-5}$ mol/L	72E317
24.19.12.	1,1'-Dimethyl-5,6-naphthopseudoisocyanine cation	MeOH		20	$4.5 \times 10^8$	FP/LUM/SST; $\tau_0 = 1.0$ ms; ET; $[Q] \leq 4.5 \times 10^{-5}$ mol/L	72E317
24.19.13.	Fluorene	MeOH		20	$<1 \times 10^3$	FP/LUM/SST; $\tau_0 = 1.0$ ms; ET	72E317
24.19.14.	Fuchsin	MeOH		20	$3.1 \times 10^8$	FP/LUM/SST; $\tau_0 = 1.0$ ms; ET; $[Q] \leq 6.5 \times 10^{-5}$ mol/L; same $k_q$ from same lab in 72E320	72E317
24.19.15.	Magdala Red	MeOH		20	$8.3 \times 10^7$	FP/LUM/SST; $\tau_0 = 1.0$ ms; ET; same $k_q$ from same lab in 72E320	72E317
24.19.16.	New Fuchsin	MeOH		20	$2.2 \times 10^8$	FP/LUM/SST; $\tau_0 = 1.0$ ms; ET; same $k_q$ from same lab in 72E320	72E317
24.19.17.	Phenanthrene	MeOH		20	$1.7 \times 10^4$	FP/LUM/SST; $\tau_0 = 1.0$ ms; ET	72E317
24.19.18.	Safranine T	MeOH		20	$1.2 \times 10^8$	FP/LUM/SST; $\tau_0 = 1.0$ ms; ET; same $k_q$ from same lab in 72E320	72E317
24.19.19.	3,3',9-Triethyl-5,5'-dichlorothiacarbocyanine cation	MeOH		20	$5.0 \times 10^8$	FP/LUM/SST; $\tau_0 = 1.0$ ms; ET; $[Q] \leq 5.2 \times 10^{-5}$ mol/L	72E317
24.19.20.	Tryphaflavin	MeOH		20	$3.9 \times 10^6$	FP/LUM/SST; $\tau_0 = 1.0$ ms; ET	72E317

TABLE 24. Quenching of excited terbium complexes—Continued

No.	Quencher	Solvent	Solution Medium	$T/^{\circ}\text{C}$	$k_q$ /L mol <sup>-1</sup> s <sup>-1</sup>	Comments	Ref.
<b>24.20. Tb(2,2,6,6-tetramethyl-3,5-heptanedionato)<sub>3</sub></b>							
<i>Inorganic Quenchers</i>							
24.20.1.	Eu(thd) <sub>3</sub>	1-PrOH			$9.9 \times 10^5$	LP/LUM/SST, SS/LUM; $\tau_0$ = 0.76 ms; ET	776186
	Eu(thd) <sub>3</sub>	2-PrOH			$1.1 \times 10^5$	LP/LUM/SST, SS/LUM; $\tau_0$ = 0.69 ms; ET	776186
	Eu(thd) <sub>3</sub>	Benzene			$1.0 \times 10^5$	LP/LUM/SST, SS/LUM; $\tau_0$ = 0.83 ms; ET	776186
	Eu(thd) <sub>3</sub>	CCl <sub>4</sub>			$3.7 \times 10^4$	LP/LUM/SST, SS/LUM; $\tau_0$ = 0.96 ms; ET; [Q] ≤ 0.003 mol/L	776186
	Eu(thd) <sub>3</sub>	CHCl <sub>3</sub>			$9.5 \times 10^4$	LP/LUM/SST, SS/LUM; $\tau_0$ = 0.91 ms; ET; [Q] ≤ 0.004 mol/L	776186
	Eu(thd) <sub>3</sub>	EtOH			$7.5 \times 10^5$	LP/LUM/SST, SS/LUM; $\tau_0$ = 0.60 ms; ET	776186
	Eu(thd) <sub>3</sub>	MeOH			$2.0 \times 10^5$	LP/LUM/SST, SS/LUM; $\tau_0$ = 0.68 ms; ET; [Q] ≤ 0.0035 mol/L	776186
	Eu(thd) <sub>3</sub>	n-BuOH			$3.4 \times 10^5$	LP/LUM/SST, SS/LUM; $\tau_0$ = 0.75 ms; ET; [Q] ≤ 0.0035 mol/L	776186

TABLE 25. Quenching of excited tin complexes

No.	Quencher	Solvent	Solution Medium	$T/^{\circ}\text{C}$	$k_q$ /L mol <sup>-1</sup> s <sup>-1</sup>	Comments	Ref.
<b>25.1. Sn[5,10,15,20-tetrakis(1-methylpyridinium-4-yl)porphyrin]Cl<sub>2</sub><sup>4+</sup></b>							
<i>Inorganic Quenchers</i>							
25.1.1.	Fe <sup>3+</sup>	H <sub>2</sub> O			$\sim 1 \times 10^6$	FP/ABS/SST; $\tau_0 = 0.90$ ms; OT	83A133
25.1.2.	S <sub>2</sub> O <sub>8</sub> <sup>2-</sup>	H <sub>2</sub> O			$1.0 \times 10^7$	FP/ABS/SST; $\tau_0 = 0.90$ ms; OT	83A133
<i>Organic Quenchers</i>							
25.1.3.	MV <sup>2+</sup>	H <sub>2</sub> O			$< 1 \times 10^4$	FP/ABS/SST; $\tau_0 = 0.90$ ms; OT	83A133
<b>25.2. Sn[5,10,15,20-tetrakis(4-sulfonatophenyl)porphyrin]Cl<sub>2</sub><sup>4-</sup></b>							
<i>Inorganic Quenchers</i>							
25.2.1.	S <sub>2</sub> O <sub>8</sub> <sup>2-</sup>	H <sub>2</sub> O			$\sim 1 \times 10^5$	FP/ABS/SST; $\tau_0 = 1.0$ ms; OT	83A133
<i>Organic Quenchers</i>							
25.2.2.	MV <sup>2+</sup>	H <sub>2</sub> O			$< 1 \times 10^4$	FP/ABS/SST; $\tau_0 = 1.0$ ms; OT	83A133
<b>25.3. Sn(5,10,15,20-tetraphenylporphyrin)(OH)<sub>2</sub></b>							
<i>Organic Quenchers</i>							
25.3.1.	MV <sup>2+</sup>	AN/H <sub>2</sub> O (19/1)	$5 \times 10^{-4}$ mol/L KOH		$2.9 \times 10^5$	SS/QYP; $\tau_0 = 2.0$ ms (FP/ABS/SST); OT; see Mech. [7]	85F328

TABLE 26. Quenching of excited titanium complexes

No.	Quencher	Solvent	Solution Medium	$T/^{\circ}\text{C}$	$k_q$ /L mol <sup>-1</sup> s <sup>-1</sup>	Comments	Ref.
<b>26.1. Ti(oxo)(5,10,15,20-tetraphenylporphyrin)</b>							
<i>Organic Quenchers</i>							
26.1.1.	Ethanol, protonated	EtOH	$\leq 1.5 \times 10^{-4}$ mol/L HCl		$3.4 \times 10^9$	LP/ABS/SST; $\tau_0 = 35 \mu\text{s}$ ; PT; $[Q] \leq 1.5 \times 10^{-4}$ mol/L; HCl assumed to be completely dissociated	84B008

TABLE 27. Quenching of excited tungsten complexes

No.	Quencher	Solvent	Solution Medium	$T/^{\circ}\text{C}$	$k_q$ /L mol <sup>-1</sup> s <sup>-1</sup>	Comments	Ref.
<b>27.1. W(CO)<sub>6</sub>(4-cyanopyridine)</b>							
<i>Organic Quenchers</i>							
27.1.1.	Anthracene	MeCH	0.1 mol/L EtOH	25	$4.0 \times 10^9$	LP/LUM/SST, SS/LUM; $\tau_0$ = 0.36 $\mu\text{s}$ ; ET?; $[Q] \leq$ 0.005 mol/L	80F384

TABLE 28. Quenching of excited uranium complexes

No.	Quencher	Solvent	Solution Medium	T/°C	$k_q$ /L mol <sup>-1</sup> s <sup>-1</sup>	Comments	Ref.
<b>28.1. UO<sub>2</sub><sup>2+</sup></b>							
<i>Inorganic Quenchers</i>							
28.1.1.	Ag <sup>+</sup>	H <sub>2</sub> O	$\mu = 0.019$ (NaNO <sub>3</sub> )	25	$9.7 \times 10^8$	SL/LUM/SPC; $\tau_0^{\text{und}} = 1.3$ $\mu\text{s}$ ; $E_a = 22$ kJ/mol (6-20 °C); RT; $[Q] \leq 3 \times 10^{-4}$ mol/L; S as NO <sub>3</sub> <sup>-</sup> salt	80A331
	Ag <sup>+</sup>	H <sub>2</sub> O	$\mu = 0.034$ (NaNO <sub>3</sub> )	25	$1.0 \times 10^9$	SL/LUM/SPC; $\tau_0^{\text{und}} = 1.3$ $\mu\text{s}$ ; $E_a = 21$ kJ/mol (16-36 °C); RT; $[Q] \leq 4 \times 10^{-4}$ mol/L; S as NO <sub>3</sub> <sup>-</sup> salt	80A331
	Ag <sup>+</sup>	H <sub>2</sub> O	$\mu = 0.06$ (NaNO <sub>3</sub> )	25	$1.2 \times 10^9$	SL/LUM/SPC; $\tau_0^{\text{und}} = 1.2$ $\mu\text{s}$ ; $E_a = 20$ kJ/mol (16-34 °C); RT; $[Q] \leq 4 \times 10^{-4}$ mol/L; S as NO <sub>3</sub> <sup>-</sup> salt	80A331
	Ag <sup>+</sup>	H <sub>2</sub> O	$\mu = 0.1$ (NaNO <sub>3</sub> )	25	$1.6 \times 10^9$	SL/LUM/SPC; $\tau_0^{\text{und}} = 1.2$ $\mu\text{s}$ ; $E_a = 19$ kJ/mol (16-36 °C); RT; $[Q] \leq 4 \times 10^{-4}$ mol/L; S as NO <sub>3</sub> <sup>-</sup> salt	80A331
	Ag <sup>+</sup>	H <sub>2</sub> O	1 mol/L H <sub>2</sub> SO <sub>4</sub>	25	$4.3 \times 10^9$	FP/LUM/SST, SS/LUM; $\tau_0^{\text{air}} = 11$ $\mu\text{s}$ ; RT	77E693
	Ag <sup>+</sup>	H <sub>2</sub> O	1 mol/L H <sub>3</sub> PO <sub>4</sub>	25	$4.9 \times 10^9$	FP/LUM/SST, SS/LUM; $\tau_0^{\text{air}} = 0.18$ ms; RT	77E693
	Ag <sup>+</sup>	H <sub>2</sub> O	1 mol/L HClO <sub>4</sub>	25	$3.3 \times 10^9$	FP/LUM/SST, SS/LUM; $\tau_0^{\text{air}} = 6.8$ $\mu\text{s}$ ; RT	77E693
	Ag <sup>+</sup>	H <sub>2</sub> O	pH 2.3; $\mu = 0.007$		$1.2 \times 10^9$	LP/LUM/SST; $\tau_0^{\text{air}} = 1.5$ $\mu\text{s}$ ; RT; S as NO <sub>3</sub> <sup>-</sup> salt	81F325
	Ag <sup>+</sup>	H <sub>2</sub> O	pH 2.0-2.5 (HNO <sub>3</sub> )		$3.5 \times 10^9$	SS/LUM; $\tau_0^{\text{air}} = 1.2$ $\mu\text{s}$ (747132); RT; S as NO <sub>3</sub> <sup>-</sup> salt	766020
	Ag <sup>+</sup>	H <sub>2</sub> O	1 mol/L H <sub>3</sub> PO <sub>4</sub> ; $\mu$ $= 0.09$		$3.9 \times 10^9$	LP/LUM/SST; $\tau_0^{\text{air}} = 0.16$ ms; RT; S as NO <sub>3</sub> <sup>-</sup> salt	81F325
	Ag <sup>+</sup>	H <sub>2</sub> O	1 mol/L HNO <sub>3</sub> ; $\mu$ $= 1$		$1.9 \times 10^9$	LP/LUM/SST; $\tau_0^{\text{air}} = 2.8$ $\mu\text{s}$ ; RT; S as NO <sub>3</sub> <sup>-</sup> salt	81F325
28.1.2.	Ba <sup>2+</sup>	H <sub>2</sub> O	1 mol/L H <sub>3</sub> PO <sub>4</sub>	25	$2.3 \times 10^4$	FP/LUM/SST, SS/LUM; $\tau_0^{\text{air}} = 0.18$ ms	77E693
	Ba <sup>2+</sup>	H <sub>2</sub> O	pH 2.0-2.5 (HNO <sub>3</sub> )		$< 4 \times 10^3$	SS/LUM; $\tau_0^{\text{air}} = 1.2$ $\mu\text{s}$ (747132); S as NO <sub>3</sub> <sup>-</sup> salt	766020
28.1.3.	Br <sup>-</sup>	H <sub>2</sub> O	$\mu = 0$ (extrap'd, HClO <sub>4</sub> )	25	$3.5 \times 10^{10}$	FP/LUM/SST, SS/LUM; RT	766201
	Br <sup>-</sup>	H <sub>2</sub> O	1 mol/L HClO <sub>4</sub>	25	$4.8 \times 10^9$	FP/LUM/SST, SS/LUM; $\tau_0^{\text{und}} = 6.8$ $\mu\text{s}$ ; RT	766201

TABLE 28. Quenching of excited uranium complexes—Continued

No.	Quencher	Solvent	Solution Medium	$T/^\circ\text{C}$	$k_q$ /L mol <sup>-1</sup> s <sup>-1</sup>	Comments	Ref.
<b>28.1. UO<sub>2</sub><sup>2+</sup>—Continued</b>							
	Br <sup>-</sup>	H <sub>2</sub> O	1 mol/L H <sub>3</sub> PO <sub>4</sub>	25	$8.5 \times 10^8$	FP/LUM/SST, SS/LUM; $\tau_0^{\text{und}} = 0.19$ ms; RT	766201
	Br <sup>-</sup>	H <sub>2</sub> O	pH 2.3; $\mu = 0.007$		$1.0 \times 10^{10}$	LP/LUM/SST; $\tau_0^{\text{air}} = 1.5$ $\mu\text{s}$ ; RT; S as NO <sub>3</sub> <sup>-</sup> salt	81F325
	Br <sup>-</sup>	H <sub>2</sub> O	1 mol/L HNO <sub>3</sub> ; $\mu = 1$		$6.6 \times 10^9$	LP/LUM/SST; $\tau_0^{\text{air}} = 2.8$ $\mu\text{s}$ ; RT; S as NO <sub>3</sub> <sup>-</sup> salt	81F325
	Br <sup>-</sup>	H <sub>2</sub> O	1 mol/L H <sub>3</sub> PO <sub>4</sub> ; $\mu = 0.09$		$1.9 \times 10^9$	LP/LUM/SST; $\tau_0^{\text{air}} = 0.16$ ms; RT; S as NO <sub>3</sub> <sup>-</sup> salt	81F325
28.1.4.	Ce <sup>IV</sup>	H <sub>2</sub> O	1 mol/L HClO <sub>4</sub>	25	$3.5 \times 10^7$	FP/LUM/SST, SS/LUM; $\tau_0^{\text{air}} = 6.8$ $\mu\text{s}$ ; ET	77E693
	Ce <sup>IV</sup>	H <sub>2</sub> O	1 mol/L H <sub>3</sub> PO <sub>4</sub>	25	$3.5 \times 10^7$	FP/LUM/SST, SS/LUM; $\tau_0^{\text{air}} = 0.18$ ms; ET	77E693
28.1.5.	Ce <sup>3+</sup>	H <sub>2</sub> O	1 mol/L H <sub>3</sub> PO <sub>4</sub>	25	$2.1 \times 10^8$	FP/LUM/SST, SS/LUM; $\tau_0^{\text{air}} = 0.18$ ms; RT	77E693
	Ce <sup>3+</sup>	H <sub>2</sub> O			$2.0 \times 10^9$	LP/ABS/SST; $\tau_0 = 1.4$ $\mu\text{s}$ ; RT; [Q] = 0.008-0.04 mol/L; S as NO <sub>3</sub> <sup>-</sup> salt	82A353
	Ce <sup>3+</sup>	H <sub>2</sub> O	pH 2.0-2.5 (HNO <sub>3</sub> )		$3.1 \times 10^5$	SS/LUM; $\tau_0^{\text{air}} = 1.2$ $\mu\text{s}$ (747132); RT?; S as NO <sub>3</sub> <sup>-</sup> salt	766020
	Ce <sup>3+</sup>	H <sub>2</sub> O	0.09 mol/L H <sub>2</sub> SO <sub>4</sub>		$1.1 \times 10^8$	LP/ABS/SST; $\tau_0 = 2.4$ $\mu\text{s}$ ; RT; $\tau_0$ depends on [S]; S as SO <sub>4</sub> <sup>2-</sup> salt	82A353
	Ce <sup>3+</sup>	H <sub>2</sub> O	0.4-0.5 mol/L H <sub>2</sub> SO <sub>4</sub>		$5.0 \times 10^7$	LP/ABS/SST; $\tau_0 = 4.3$ $\mu\text{s}$ ; RT; $\tau_0$ depends on [S]; S as SO <sub>4</sub> <sup>2-</sup> salt	82A353
	Ce <sup>3+</sup>	H <sub>2</sub> O	0.2-2 mol/L HNO <sub>3</sub>		$\sim 1 \times 10^7$	LP/ABS/SST; $\tau_0 = \sim 2.0$ $\mu\text{s}$ ; RT; [Q] = 0.008-0.04 mol/L; S as NO <sub>3</sub> <sup>-</sup> salt	82A353
	Ce <sup>3+</sup>	H <sub>2</sub> O	0.5 mol/L HClO <sub>4</sub>		$1.3 \times 10^6$	LP/ABS/SST; $\tau_0 = 3.4$ $\mu\text{s}$ ; RT; [Q] = 0.41 mol/L; S as ClO <sub>4</sub> <sup>-</sup> salt	82A353
	Ce <sup>3+</sup>	H <sub>2</sub> O	1 mol/L HClO <sub>4</sub>		$2.6 \times 10^6$	LP/ABS/SST; $\tau_0 = 5.6$ $\mu\text{s}$ ; RT; [Q] = 0.45 mol/L; S as ClO <sub>4</sub> <sup>-</sup> salt	82A353
	Ce <sup>3+</sup>	H <sub>2</sub> O	2 mol/L HClO <sub>4</sub>		$3.4 \times 10^6$	LP/ABS/SST; $\tau_0 = 6.7$ $\mu\text{s}$ ; RT; [Q] = 0.45 mol/L; S as ClO <sub>4</sub> <sup>-</sup> salt	82A353

TABLE 28. Quenching of excited uranium complexes—Continued

No.	Quencher	Solvent	Solution Medium	$T/^\circ\text{C}$	$k_q$ /L mol <sup>-1</sup> s <sup>-1</sup>	Comments	Ref.
<b>28.1. UO<sub>2</sub><sup>2+</sup>—Continued</b>							
28.1.6.	Cl <sup>-</sup>	H <sub>2</sub> O	$\mu = 0$ (extrap'd, HClO <sub>4</sub> )	25	$1.4 \times 10^{10}$	FP/LUM/SST, SS/LUM; RT	766201
	Cl <sup>-</sup>	H <sub>2</sub> O	1 mol/L HClO <sub>4</sub>	25	$1.7 \times 10^9$	FP/LUM/SST, SS/LUM; $\tau_0^{\text{und}} = 6.8 \mu\text{s}$ ; RT	766201
	Cl <sup>-</sup>	H <sub>2</sub> O	1 mol/L H <sub>3</sub> PO <sub>4</sub>	25	$8.0 \times 10^7$	FP/LUM/SST, SS/LUM; $\tau_0^{\text{und}} = 0.19 \text{ ms}$ ; RT	766201
	Cl <sup>-</sup>	H <sub>2</sub> O	pH 2.3; $\mu = 0.007$		$2.8 \times 10^9$	LP/LUM/SST; $\tau_0^{\text{air}} = 1.5 \mu\text{s}$ ; RT; S as NO <sub>3</sub> <sup>-</sup> salt	81F325
	Cl <sup>-</sup>	H <sub>2</sub> O	0.05 mol/L HClO <sub>4</sub> ; 0.05 mol/L F <sup>-</sup> ; $\mu = 0$ (extrap'd, NaClO <sub>4</sub> )		$6.0 \times 10^7$	FP/LUM/SST; RT; S mainly as UO <sub>2</sub> F <sub>2</sub>	77E694
	Cl <sup>-</sup>	H <sub>2</sub> O	0.05 mol/L HClO <sub>4</sub> ; 0.05 mol/L SO <sub>4</sub> <sup>2-</sup> ; $\mu = 0$ (extrap'd, NaClO <sub>4</sub> )		$2.0 \times 10^8$	FP/LUM/SST; RT; S mainly as UO <sub>2</sub> SO <sub>4</sub>	77E694
	Cl <sup>-</sup>	H <sub>2</sub> O	1 mol/L H <sub>3</sub> PO <sub>4</sub> ; $\mu = 0.09$		$8.0 \times 10^7$	LP/LUM/SST; $\tau_0^{\text{air}} = 0.16 \text{ ms}$ ; RT; S as NO <sub>3</sub> <sup>-</sup> salt	81F325
	Cl <sup>-</sup>	H <sub>2</sub> O	1 mol/L HNO <sub>3</sub> ; $\mu = 1$		$1.4 \times 10^9$	LP/LUM/SST; $\tau_0^{\text{air}} = 2.8 \mu\text{s}$ ; RT; S as NO <sub>3</sub> <sup>-</sup> salt	81F325
28.1.7.	Co <sup>2+</sup>	H <sub>2</sub> O	1 mol/L H <sub>3</sub> PO <sub>4</sub>	25	$2.0 \times 10^7$	FP/LUM/SST, SS/LUM; $\tau_0^{\text{air}} = 0.18 \text{ ms}$ ; RT, ET	77E693
	Co <sup>2+</sup>	H <sub>2</sub> O	pH 2.0-2.5 (HNO <sub>3</sub> )		$9.7 \times 10^6$	SS/LUM; $\tau_0^{\text{air}} = 1.2 \mu\text{s}$ (747132); RT; S as NO <sub>3</sub> <sup>-</sup> salt	766020
28.1.8.	Co(DMG) <sub>1.5</sub> (C <sub>2</sub> H <sub>5</sub> )(H <sub>2</sub> O)	H <sub>2</sub> O	0.01 mol/L HClO <sub>4</sub>		$1.2 \times 10^9$	LP/LUM/SST; ET; S as NO <sub>3</sub> <sup>-</sup> salt	83E223
28.1.9.	Cr <sup>3+</sup>	H <sub>2</sub> O	1 mol/L H <sub>3</sub> PO <sub>4</sub>	25	$3.0 \times 10^6$	FP/LUM/SST, SS/LUM; $\tau_0^{\text{air}} = 0.18 \text{ ms}$ ; ET	77E693
28.1.10.	Cr(CO) <sub>6</sub>	Acetone or AN or THF			$4.2 \times 10^7$	LP/LUM/SST, SS/LUM; RT; [Q] $\leq 3 \times 10^{-4}$ mol/L; S as NO <sub>3</sub> <sup>-</sup> salt	79F334
28.1.11.	Cr <sub>2</sub> O <sub>7</sub> <sup>2-</sup>	H <sub>2</sub> O	1 mol/L H <sub>3</sub> PO <sub>4</sub>	25	$2.3 \times 10^7$	FP/LUM/SST; $\tau_0^{\text{air}} = 0.18 \text{ ms}$ ; ET	77E693
28.1.12.	Cu <sup>2+</sup>	H <sub>2</sub> O	1 mol/L H <sub>3</sub> PO <sub>4</sub>	25	$4.9 \times 10^7$	FP/LUM/SST, SS/LUM; $\tau_0^{\text{air}} = 0.18 \text{ ms}$ ; ET	77E693



TABLE 28. Quenching of excited uranium complexes—Continued

No.	Quencher	Solvent	Solution Medium	$T/^\circ\text{C}$	$k_q$ /L mol <sup>-1</sup> s <sup>-1</sup>	Comments	Ref.
<b>28.1.</b>	<b>UO<sub>2</sub><sup>2+</sup>—Continued</b>						
	Cu <sup>2+</sup>	H <sub>2</sub> O	pH 2.0-2.5 (HNO <sub>3</sub> )		$2.7 \times 10^6$	SS/LUM; $\tau_0^{\text{air}} = 1.2 \mu\text{s}$ (747132); RT; S as NO <sub>3</sub> <sup>-</sup> salt	766020
28.1.13.	Er <sup>3+</sup>	H <sub>2</sub> SO <sub>4</sub> (66%)		20	$9.7 \times 10^6$	FP/LUM/SST, SS/LUM; $\tau_0$ = 42 $\mu\text{s}$ ; ET; [Q] $\leq$ 0.005 mol/L	68E121
28.1.14.	Eu <sup>3+</sup>	H <sub>2</sub> O	1 mol/L H <sub>3</sub> PO <sub>4</sub>	25	$1.0 \times 10^6$	FP/LUM/SST, SS/LUM; $\tau_0^{\text{air}} = 0.18 \text{ ms}$ ; ET	77E693
	Eu <sup>3+</sup>	H <sub>2</sub> O	0.5 mol/L H <sub>3</sub> PO <sub>4</sub>		$6.8 \times 10^6$	LP/LUM/SPC; $\tau_0^{\text{und}} =$ 0.19 ms; ET; [Q] = 0.0018- 0.0051 mol/L	84E828
	Eu <sup>3+</sup>	H <sub>2</sub> O	1 mol/L H <sub>3</sub> PO <sub>4</sub>		$4.2 \times 10^6$	LP/LUM/SPC; $\tau_0^{\text{und}} =$ 0.19 ms; ET; [Q] = (8.8-51) $\times 10^{-4}$ mol/L	84E828
	Eu <sup>3+</sup>	H <sub>2</sub> O	2 mol/L H <sub>3</sub> PO <sub>4</sub>		$2.5 \times 10^6$	LP/LUM/SPC; $\tau_0^{\text{und}} =$ 0.21 ms; ET; [Q] = 0.0018- 0.0051 mol/L	84E828
	Eu <sup>3+</sup>	H <sub>2</sub> O	5 mol/L H <sub>3</sub> PO <sub>4</sub>		$1.0 \times 10^6$	LP/LUM/SPC; $\tau_0^{\text{und}} =$ 0.21 ms; ET; [Q] = 0.0018- 0.0051 mol/L	84E828
	Eu <sup>3+</sup>	H <sub>2</sub> SO <sub>4</sub> (66%)		20	$1.5 \times 10^6$	FP/LUM/SST, SS/LUM; $\tau_0$ = 42 $\mu\text{s}$ ; ET; [Q] $\leq$ 0.005 mol/L	68E121
28.1.15.	Fe <sup>2+</sup>	H <sub>2</sub> O	1 mol/L HClO <sub>4</sub>	25	$1.0 \times 10^9$	FP/LUM/SST, SS/LUM; $\tau_0^{\text{air}} = 6.8 \mu\text{s}$ ; RT	77E693
	Fe <sup>2+</sup>	H <sub>2</sub> O	1 mol/L H <sub>2</sub> SO <sub>4</sub>	25	$1.8 \times 10^9$	FP/LUM/SST, SS/LUM; $\tau_0^{\text{air}} = 11 \mu\text{s}$ ; RT	77E693
	Fe <sup>2+</sup>	H <sub>2</sub> O	1 mol/L H <sub>3</sub> PO <sub>4</sub>	25	$2.0 \times 10^9$	FP/LUM/SST, SS/LUM; $\tau_0^{\text{air}} = 0.18 \text{ ms}$ ; RT	77E693
	Fe <sup>2+</sup>	H <sub>2</sub> O	pH 2.0-2.5 (HNO <sub>3</sub> )		$6.7 \times 10^8$	SS/LUM; $\tau_0^{\text{air}} = 1.2 \mu\text{s}$ (747132); RT, ET; S as NO <sub>3</sub> <sup>-</sup> salt	766020
	Fe <sup>2+</sup>	H <sub>2</sub> O	0.5 mol/L H <sub>3</sub> PO <sub>4</sub>		$4 \times 10^7$	FP/LUM/SST, FP/ABS/SST; RT; [Q] = 1 $\times 10^{-4}$ mol/L	727386
28.1.16.	Fe <sup>3+</sup>	H <sub>2</sub> O	1 mol/L H <sub>3</sub> PO <sub>4</sub>	25	$2.5 \times 10^6$	FP/LUM/SST, SS/LUM; $\tau_0^{\text{air}} = 0.18 \text{ ms}$ ; ET	77E693
	Fe <sup>3+</sup>	H <sub>2</sub> O	1 mol/L HClO <sub>4</sub>	25	$2.2 \times 10^6$	FP/LUM/SST, SS/LUM; $\tau_0^{\text{air}} = 6.8 \mu\text{s}$ ; ET	77E693

TABLE 28. Quenching of excited uranium complexes—Continued

No.	Quencher	Solvent	Solution Medium	$T/^{\circ}\text{C}$	$k_q$ /L mol <sup>-1</sup> s <sup>-1</sup>	Comments	Ref.
<b>28.1.</b>	<b>UO<sub>2</sub><sup>2+</sup>—Continued</b>						
	Fe <sup>3+</sup>	H <sub>2</sub> O	pH 2.0-2.5 (HNO <sub>3</sub> )		$< 5 \times 10^7$	SS/LUM; $\tau_0^{\text{air}} = 1.2 \mu\text{s}$ (747132); S as NO <sub>3</sub> <sup>-</sup> salt	766020
28.1.17.	Fe(C <sub>5</sub> H <sub>5</sub> ) <sub>2</sub>	Acetone			$1.6 \times 10^{10}$	LP/LUM/SST, SS/LUM; $\tau_0$ = 1.2 $\mu\text{s}$ ; RT; S as NO <sub>3</sub> <sup>-</sup> salt	78E300
28.1.18.	Fe(C <sub>5</sub> H <sub>5</sub> )[C <sub>5</sub> H <sub>4</sub> C(O)CH <sub>3</sub> ]	Acetone			$4.0 \times 10^9$	LP/LUM/SST, SS/LUM; $\tau_0$ = 1.2 $\mu\text{s}$ ; RT; S as NO <sub>3</sub> <sup>-</sup> salt	78E300
28.1.19.	Fe(C <sub>5</sub> H <sub>5</sub> )[C <sub>5</sub> H <sub>4</sub> C(O)C <sub>6</sub> H <sub>5</sub> ]	Acetone			$4.5 \times 10^9$	LP/LUM/SST, SS/LUM; $\tau_0$ = 1.2 $\mu\text{s}$ ; RT; S as NO <sub>3</sub> <sup>-</sup> salt	78E300
28.1.20.	Fe[C <sub>5</sub> H <sub>4</sub> C(O)CH <sub>3</sub> ] <sub>2</sub>	Acetone			$1.0 \times 10^9$	LP/LUM/SST, SS/LUM; $\tau_0$ = 1.2 $\mu\text{s}$ ; RT; S as NO <sub>3</sub> <sup>-</sup> salt	78E300
28.1.21.	Fe(CN) <sub>6</sub> <sup>3-</sup>	H <sub>2</sub> O	1 mol/L HClO <sub>4</sub>	25	$9.8 \times 10^7$	FP/LUM/SST, SS/LUM; $\tau_0^{\text{air}} = 6.8 \mu\text{s}$	77E693
28.1.22.	Fe(CN) <sub>6</sub> <sup>4-</sup>	H <sub>2</sub> O	1 mol/L H <sub>3</sub> PO <sub>4</sub>	25	$2.2 \times 10^9$	FP/LUM/SST, SS/LUM; $\tau_0^{\text{air}} = 0.18 \text{ ms}$ ; RT	77E693
28.1.23.	Fe(CO) <sub>5</sub>	Acetone or AN or THF			$4.8 \times 10^7$	LP/LUM/SST, SS/LUM; RT; S as NO <sub>3</sub> <sup>-</sup> salt	79F334
28.1.24.	Ga <sup>3+</sup>	H <sub>2</sub> O	1 mol/L H <sub>3</sub> PO <sub>4</sub>	25	$5.4 \times 10^4$	FP/LUM/SST, SS/LUM; $\tau_0^{\text{air}} = 0.18 \text{ ms}$	77E693
28.1.25.	Gd <sup>3+</sup>	H <sub>2</sub> O	1 mol/L H <sub>3</sub> PO <sub>4</sub>	25	$4.7 \times 10^4$	FP/LUM/SST, SS/LUM; $\tau_0^{\text{air}} = 0.18 \text{ ms}$	77E693
28.1.26.	Ge(CH <sub>3</sub> ) <sub>4</sub>	Acetone			$1.8 \times 10^7$	LP/LUM/SST; RT; S as ClO <sub>4</sub> <sup>-</sup> salt	84A465
28.1.27.	Ge(C <sub>2</sub> H <sub>5</sub> ) <sub>4</sub>	Acetone			$4.3 \times 10^7$	LP/LUM/SST; RT; S as ClO <sub>4</sub> <sup>-</sup> salt	84A465
28.1.28.	Hg <sup>2+</sup>	H <sub>2</sub> O	1 mol/L H <sub>3</sub> PO <sub>4</sub>	25	$1.8 \times 10^6$	FP/LUM/SST, SS/LUM; $\tau_0^{\text{air}} = 0.18 \text{ ms}$	77E693
	Hg <sup>2+</sup>	H <sub>2</sub> O	1 mol/L HClO <sub>4</sub>	25	$8.2 \times 10^6$	FP/LUM/SST, SS/LUM; $\tau_0^{\text{air}} = 6.8 \mu\text{s}$	77E693
28.1.29.	Hg <sub>2</sub> <sup>2+</sup>	H <sub>2</sub> O	1 mol/L H <sub>3</sub> PO <sub>4</sub>	25	$1.8 \times 10^9$	FP/LUM/SST, SS/LUM; $\tau_0^{\text{air}} = 0.18 \text{ ms}$ ; RT	77E693
	Hg <sub>2</sub> <sup>2+</sup>	H <sub>2</sub> O	pH 2.0-2.5 (HNO <sub>3</sub> )		$1.0 \times 10^9$	SS/LUM; $\tau_0^{\text{air}} = 1.2 \mu\text{s}$ (747132); RT; S as NO <sub>3</sub> <sup>-</sup> salt	766020
	Hg <sub>2</sub> <sup>2+</sup>	H <sub>2</sub> O	pH 2.3; $\mu = 0.007$		$2.3 \times 10^8$	LP/LUM/SST; $\tau_0^{\text{air}} = 1.5 \mu\text{s}$ ; RT; S as NO <sub>3</sub> <sup>-</sup> salt	81F325

TABLE 28. Quenching of excited uranium complexes—Continued

No.	Quencher	Solvent	Solution Medium	T/°C	$k_q$ /L mol <sup>-1</sup> s <sup>-1</sup>	Comments	Ref.
<b>28.1. UO<sub>2</sub><sup>2+</sup>—Continued</b>							
	Hg <sub>2</sub> <sup>2+</sup>	H <sub>2</sub> O	1 mol/L HNO <sub>3</sub> ; μ = 1		1.0 × 10 <sup>9</sup>	LP/LUM/SST; τ <sub>0</sub> <sup>air</sup> = 2.8 μs; RT; S as NO <sub>3</sub> <sup>-</sup> salt	81F325
	Hg <sub>2</sub> <sup>2+</sup>	H <sub>2</sub> O	1 mol/L H <sub>3</sub> PO <sub>4</sub> ; μ = 0.09		3.4 × 10 <sup>9</sup>	LP/LUM/SST; τ <sub>0</sub> <sup>air</sup> = 0.16 ms; RT; S as NO <sub>3</sub> <sup>-</sup> salt	81F325
28.1.30.	Ho <sup>3+</sup>	H <sub>2</sub> SO <sub>4</sub> (66%)		20	1.1 × 10 <sup>6</sup>	FP/LUM/SST, SS/LUM; τ <sub>0</sub> = 42 μs; ET; [Q] ≤ 0.005 mol/L	68E121
28.1.31.	I <sup>-</sup>	H <sub>2</sub> O	μ = 0 (extrap'd, HClO <sub>4</sub> )	25	5.6 × 10 <sup>10</sup>	FP/LUM/SST, SS/LUM; RT	766201
	I <sup>-</sup>	H <sub>2</sub> O	1 mol/L H <sub>3</sub> PO <sub>4</sub>	25	2.1 × 10 <sup>9</sup>	FP/LUM/SST, SS/LUM; τ <sub>0</sub> <sup>und</sup> = 0.19 ms; RT	766201
	I <sup>-</sup>	H <sub>2</sub> O	1 mol/L HClO <sub>4</sub>	25	6.9 × 10 <sup>9</sup>	FP/LUM/SST, SS/LUM; τ <sub>0</sub> <sup>und</sup> = 6.8 μs; RT	766201
	I <sup>-</sup>	H <sub>2</sub> O	pH 2.3; μ = 0.007		1.4 × 10 <sup>10</sup>	LP/LUM/SST; τ <sub>0</sub> <sup>air</sup> = 1.5 μs; RT; S as NO <sub>3</sub> <sup>-</sup> salt	81F325
	I <sup>-</sup>	H <sub>2</sub> O	1 mol/L H <sub>3</sub> PO <sub>4</sub> ; μ = 0.09		2.1 × 10 <sup>9</sup>	LP/LUM/SST; τ <sub>0</sub> <sup>air</sup> = 0.16 ms; RT; S as NO <sub>3</sub> <sup>-</sup> salt; k <sub>q</sub> = 8 × 10 <sup>8</sup> L mol <sup>-1</sup> s <sup>-1</sup> with FP/ABS/SST, FP/LUM/SST and τ <sub>0</sub> <sup>air</sup> = 0.17 μs from same lab in 767278	81F325
	I <sup>-</sup>	H <sub>2</sub> O	1 mol/L HNO <sub>3</sub> ; μ = 1		7.3 × 10 <sup>9</sup>	LP/LUM/SST; τ <sub>0</sub> <sup>air</sup> = 2.8 μs; RT; S as NO <sub>3</sub> <sup>-</sup> salt	81F325
28.1.32.	In <sup>3+</sup>	H <sub>2</sub> O	1 mol/L H <sub>3</sub> PO <sub>4</sub>	25	1.7 × 10 <sup>5</sup>	FP/LUM/SST, SS/LUM; τ <sub>0</sub> <sup>air</sup> = 0.18 ms	77E693
28.1.33.	Mn <sup>2+</sup>	H <sub>2</sub> O	1 mol/L H <sub>3</sub> PO <sub>4</sub>	25	1.9 × 10 <sup>7</sup>	FP/LUM/SST, SS/LUM; τ <sub>0</sub> <sup>air</sup> = 0.18 ms; RT, ET	77E693
	Mn <sup>2+</sup>	H <sub>2</sub> O	pH 2.0-2.5 (HNO <sub>3</sub> )		3.4 × 10 <sup>6</sup>	SS/LUM; τ <sub>0</sub> <sup>air</sup> = 1.2 μs (747132); RT; S as NO <sub>3</sub> <sup>-</sup> salt	766020
28.1.34.	Mn <sub>2</sub> (CO) <sub>10</sub>	Acetone or AN or THF			3.8 × 10 <sup>7</sup>	LP/LUM/SST, SS/LUM; RT; S as NO <sub>3</sub> <sup>-</sup> salt	79F334
28.1.35.	MnO <sub>1</sub> <sup>-</sup>	H <sub>2</sub> O	1 mol/L H <sub>3</sub> PO <sub>4</sub>	25	2.1 × 10 <sup>8</sup>	FP/LUM/SST; τ <sub>0</sub> <sup>air</sup> = 0.18 ms; ET	77E693
28.1.36.	Mo <sup>V</sup>	H <sub>2</sub> O	1 mol/L H <sub>3</sub> PO <sub>4</sub>	25	3.8 × 10 <sup>4</sup>	FP/LUM/SST, SS/LUM; τ <sub>0</sub> <sup>air</sup> = 0.18 ms	77E693
28.1.37.	Mo(CO) <sub>6</sub>	Acetone or AN or THF			4.2 × 10 <sup>7</sup>	LP/LUM/SST, SS/LUM; RT; S as NO <sub>3</sub> <sup>-</sup> salt	79F334

TABLE 28. Quenching of excited uranium complexes—Continued

No.	Quencher	Solvent	Solution Medium	$T/^\circ\text{C}$	$k_q$ /L mol <sup>-1</sup> s <sup>-1</sup>	Comments	Ref.
<b>28.1. UO<sub>2</sub><sup>2+</sup>—Continued</b>							
28.1.38.	N <sub>2</sub> H <sub>4</sub>	H <sub>2</sub> O	1.5 mol/L HNO <sub>3</sub>		$7.6 \times 10^6$	LP/LUM/SST, SS/LUM; $\tau_0^{\text{und}} = 1.3 \mu\text{s}$ ; RT; [Q] $\leq$ 0.25 mol/L; S as NO <sub>3</sub> <sup>-</sup> salt	84F157
	N <sub>2</sub> H <sub>4</sub>	H <sub>2</sub> O	3 mol/L HNO <sub>3</sub>		$4.8 \times 10^6$	LP/LUM/SST, SS/LUM; $\tau_0^{\text{und}} = 1.3 \mu\text{s}$ ; RT; [Q] $\leq$ 0.25 mol/L; S as NO <sub>3</sub> <sup>-</sup> salt	84F157
28.1.39.	Nd <sup>3+</sup>	H <sub>2</sub> SO <sub>4</sub> (66%)		20	$1.7 \times 10^7$	FP/LUM/SST, SS/LUM; $\tau_0$ = 42 $\mu\text{s}$ ; ET; [Q] $\leq$ 0.005 mol/L	68E121
28.1.40.	Ni <sup>2+</sup>	H <sub>2</sub> O	1 mol/L H <sub>3</sub> PO <sub>4</sub>	25	$9.4 \times 10^5$	FP/LUM/SST, SS/LUM; $\tau_0^{\text{air}} = 0.18 \text{ ms}$ ; ET	77E693
	Ni <sup>2+</sup>	H <sub>2</sub> O	pH 2.0-2.5 (HNO <sub>3</sub> )		$5.5 \times 10^6$	SS/LUM; $\tau_0^{\text{air}} = 1.2 \mu\text{s}$ (747132); RT; S as NO <sub>3</sub> <sup>-</sup> salt	766020
28.1.41.	Ni(CO) <sub>4</sub>	Acetone or AN or THF			$1.6 \times 10^8$	LP/LUM/SST, SS/LUM; RT; S as NO <sub>3</sub> <sup>-</sup> salt	79F334
28.1.42.	Os(C <sub>5</sub> H <sub>5</sub> ) <sub>2</sub>	Acetone			$4.2 \times 10^7$	LP/LUM/SST, SS/LUM; $\tau_0$ = 1.2 $\mu\text{s}$ ; RT; S as NO <sub>3</sub> <sup>-</sup> salt	78E300
28.1.43.	Pb <sup>2+</sup>	H <sub>2</sub> O	1 mol/L H <sub>3</sub> PO <sub>4</sub>	25	$1.0 \times 10^9$	FP/LUM/SST, SS/LUM; $\tau_0^{\text{air}} = 0.18 \text{ ms}$ ; RT	77E693
	Pb <sup>2+</sup>	H <sub>2</sub> O	pH 2.0-2.5 (HNO <sub>3</sub> )		$3.2 \times 10^7$	SS/LUM; $\tau_0^{\text{air}} = 1.2 \mu\text{s}$ (747132); RT; S as NO <sub>3</sub> <sup>-</sup> salt	766020
28.1.44.	Pb(CH <sub>3</sub> ) <sub>4</sub>	Acetone			$2.8 \times 10^9$	LP/LUM/SST; RT; S as ClO <sub>4</sub> <sup>-</sup> salt	84A465
28.1.45.	Pb(C <sub>2</sub> H <sub>5</sub> ) <sub>4</sub>	Acetone			$5.7 \times 10^9$	LP/LUM/SST; RT; S as ClO <sub>4</sub> <sup>-</sup> salt	84A465
28.1.46.	Pb(CH <sub>3</sub> )(C <sub>2</sub> H <sub>5</sub> ) <sub>3</sub>	Acetone			$5.5 \times 10^9$	LP/LUM/SST; RT; S as ClO <sub>4</sub> <sup>-</sup> salt	84A465
28.1.47.	Pb(CH <sub>3</sub> ) <sub>2</sub> (C <sub>2</sub> H <sub>5</sub> ) <sub>2</sub>	Acetone			$5.5 \times 10^9$	LP/LUM/SST; RT; S as ClO <sub>4</sub> <sup>-</sup> salt	84A465
28.1.48.	Pb(CH <sub>3</sub> ) <sub>3</sub> (C <sub>2</sub> H <sub>5</sub> )	Acetone			$3.7 \times 10^9$	LP/LUM/SST; RT; S as ClO <sub>4</sub> <sup>-</sup> salt	84A465
28.1.49.	Pr <sup>3+</sup>	H <sub>2</sub> SO <sub>4</sub> (66%)		20	$4.0 \times 10^6$	FP/LUM/SST, SS/LUM; $\tau_0$ = 42 $\mu\text{s}$ ; ET; [Q] $\leq$ 0.005 mol/L	68E121
28.1.50.	Pt(CN) <sub>4</sub> <sup>2-</sup>	H <sub>2</sub> O	$\mu = 2$ (HClO <sub>4</sub> or H <sub>2</sub> SO <sub>4</sub> )		$1 \times 10^9$	EMI; RT	85A469

TABLE 28. Quenching of excited uranium complexes—Continued

No.	Quencher	Solvent	Solution Medium	$T/^{\circ}\text{C}$	$k_q$ /L mol <sup>-1</sup> s <sup>-1</sup>	Comments	Ref.
<b>28.1. UO<sub>2</sub><sup>2+</sup>—Continued</b>							
28.1.51.	Pt(C <sub>2</sub> O <sub>4</sub> ) <sub>2</sub> <sup>2-</sup>	H <sub>2</sub> O	$\mu = 2$ (HClO <sub>4</sub> or H <sub>2</sub> SO <sub>4</sub> )		$8 \times 10^8$	EMI; RT	85A469
28.1.52.	Pt(en) <sub>2</sub> <sup>2+</sup>	H <sub>2</sub> O	$\mu = 2$ (HClO <sub>4</sub> or H <sub>2</sub> SO <sub>4</sub> )		$3 \times 10^9$	EMI; RT	85A469
28.1.53.	Pt(NH <sub>3</sub> ) <sub>4</sub> <sup>2+</sup>	H <sub>2</sub> O	$\mu = 2$ (HClO <sub>4</sub> or H <sub>2</sub> SO <sub>4</sub> )		$2 \times 10^9$	EMI; RT	85A469
28.1.54.	Pt(NO <sub>2</sub> ) <sub>4</sub> <sup>2-</sup>	H <sub>2</sub> O	$\mu = 2$ (HClO <sub>4</sub> or H <sub>2</sub> SO <sub>4</sub> )		$8 \times 10^8$	EMI; RT	85A469
28.1.55.	Ru(bpy) <sub>3</sub> <sup>2+</sup>	H <sub>2</sub> O	pH 2 (HNO <sub>3</sub> )		$3.7 \times 10^9$	LP/LUM/SST; $\tau_0 = 3.2 \mu\text{s}$ ; RT	80A291
	Ru(bpy) <sub>3</sub> <sup>2+</sup>	H <sub>2</sub> O	2 mol/L H <sub>3</sub> PO <sub>4</sub>		$2.2 \times 10^9$	LP/LUM/SST; $\tau_0 = 30 \mu\text{s}$ ; RT	80A291
28.1.56.	Ru(C <sub>5</sub> H <sub>5</sub> ) <sub>2</sub>	Acetone			$2.1 \times 10^9$	LP/LUM/SST, SS/LUM; $\tau_0$ $= 1.2 \mu\text{s}$ ; RT; $[Q] \leq 3 \times$ $10^{-5}$ mol/L; S as NO <sub>3</sub> <sup>-</sup> salt	78E300
28.1.57.	Ru(C <sub>5</sub> H <sub>5</sub> )[C <sub>5</sub> H <sub>4</sub> CH(OH)C <sub>6</sub> H <sub>5</sub> ]	Acetone			$1.3 \times 10^9$	LP/LUM/SST, SS/LUM; $\tau_0$ $= 1.2 \mu\text{s}$ ; RT; S as NO <sub>3</sub> <sup>-</sup> salt	78E300
28.1.58.	Ru(C <sub>5</sub> H <sub>5</sub> )[C <sub>5</sub> H <sub>4</sub> C(O)C <sub>6</sub> H <sub>5</sub> ]	Acetone			$5.7 \times 10^8$	LP/LUM/SST, SS/LUM; $\tau_0$ $= 1.2 \mu\text{s}$ ; RT; S as NO <sub>3</sub> <sup>-</sup> salt	78E300
28.1.59.	Ru[C <sub>5</sub> H <sub>4</sub> C(O)C <sub>6</sub> H <sub>5</sub> ] <sub>2</sub>	Acetone			$3.0 \times 10^8$	LP/LUM/SST, SS/LUM; $\tau_0$ $= 1.2 \mu\text{s}$ ; RT; S as NO <sub>3</sub> <sup>-</sup> salt	78E300
28.1.60.	SCN <sup>-</sup>	H <sub>2</sub> O	pH 2.3; $\mu = 0.007$		$1.1 \times 10^{10}$	LP/LUM/SST; $\tau_0^{\text{air}} = 1.5$ $\mu\text{s}$ ; RT; S as NO <sub>3</sub> <sup>-</sup> salt	81F325
	SCN <sup>-</sup>	H <sub>2</sub> O	1 mol/L H <sub>3</sub> PO <sub>4</sub> ; $\mu$ $= 0.09$		$2.0 \times 10^9$	LP/LUM/SST; $\tau_0^{\text{air}} = 0.16$ ms; RT; S as NO <sub>3</sub> <sup>-</sup> salt	81F325
	SCN <sup>-</sup>	H <sub>2</sub> O	1 mol/L HNO <sub>3</sub> ; $\mu$ $= 1$		$7.4 \times 10^9$	LP/LUM/SST; $\tau_0^{\text{air}} = 2.8$ $\mu\text{s}$ ; RT; S as NO <sub>3</sub> <sup>-</sup> salt	81F325
28.1.61.	Si(CH <sub>3</sub> ) <sub>1</sub>	Acetone			$< 2 \times 10^6$	LP/LUM/SST; S as ClO <sub>4</sub> <sup>-</sup> salt	84A465
28.1.62.	Si(C <sub>2</sub> H <sub>5</sub> ) <sub>1</sub>	Acetone			$\sim 2 \times 10^7$	LP/LUM/SST; RT; S as ClO <sub>4</sub> <sup>-</sup> salt	84A465
28.1.63.	Si(CH <sub>3</sub> ) <sub>3</sub> [C(CH <sub>3</sub> ) <sub>3</sub> ]	Acetone			$5.9 \times 10^7$	LP/LUM/SST; RT; S as ClO <sub>4</sub> <sup>-</sup> salt	84A465
28.1.64.	Si(CH <sub>3</sub> ) <sub>3</sub> (C <sub>2</sub> H <sub>5</sub> )	Acetone			$9.6 \times 10^6$	LP/LUM/SST; RT; S as ClO <sub>4</sub> <sup>-</sup> salt	84A465

TABLE 28. Quenching of excited uranium complexes—Continued

No.	Quencher	Solvent	Solution Medium	T/°C	$k_q$ /L mol <sup>-1</sup> s <sup>-1</sup>	Comments	Ref.
<b>28.1. UO<sub>2</sub><sup>2+</sup>—Continued</b>							
28.1.65.	Sm <sup>3+</sup>	H <sub>2</sub> SO <sub>4</sub> (66%)		20	5.0 × 10 <sup>6</sup>	FP/LUM/SST, SS/LUM; τ <sub>0</sub> = 42 μs; ET; [Q] ≤ 0.005 mol/L	68E121
28.1.66.	Sn <sup>IV</sup>	H <sub>2</sub> O	1 mol/L HClO <sub>4</sub>	25	1.0 × 10 <sup>6</sup>	FP/LUM/SST, SS/LUM; τ <sub>0</sub> <sup>air</sup> = 6.8 μs	77E693
	Sn <sup>IV</sup>	H <sub>2</sub> O	1 mol/L H <sub>3</sub> PO <sub>4</sub>	25	1.0 × 10 <sup>6</sup>	FP/LUM/SST, SS/LUM; τ <sub>0</sub> <sup>air</sup> = 0.18 ms	77E693
28.1.67.	Sn <sup>2+</sup>	H <sub>2</sub> O	1 mol/L H <sub>3</sub> PO <sub>4</sub>	25	8.9 × 10 <sup>8</sup>	FP/LUM/SST, SS/LUM; τ <sub>0</sub> <sup>air</sup> = 0.18 ms; RT	77E693
28.1.68.	Sn(CH <sub>3</sub> ) <sub>4</sub>	Acetone			1.6 × 10 <sup>8</sup>	LF/LUM/SST; RT; S as ClO <sub>4</sub> <sup>-</sup> salt	84A465
28.1.69.	Sn(C <sub>2</sub> H <sub>5</sub> ) <sub>4</sub>	Acetone			1.7 × 10 <sup>9</sup>	LF/LUM/SST; RT; S as ClO <sub>4</sub> <sup>-</sup> salt	84A465
28.1.70.	Sn[CH(CH <sub>3</sub> ) <sub>2</sub> ] <sub>4</sub>	Acetone			4.6 × 10 <sup>9</sup>	LF/LUM/SST; RT; S as ClO <sub>4</sub> <sup>-</sup> salt	84A465
28.1.71.	Sn(CF <sub>3</sub> ) <sub>3</sub> (C <sub>2</sub> H <sub>5</sub> )	Acetone			5.6 × 10 <sup>8</sup>	LF/LUM/SST; RT; S as ClO <sub>4</sub> <sup>-</sup> salt	84A465
28.1.72.	Sn(CH <sub>2</sub> CH <sub>2</sub> CH <sub>3</sub> ) <sub>4</sub>	Acetone			1.4 × 10 <sup>9</sup>	LF/LUM/SST; RT; S as ClO <sub>4</sub> <sup>-</sup> salt	84A465
28.1.73.	Sn[CH(CH <sub>3</sub> )CH <sub>2</sub> CH <sub>3</sub> ] <sub>4</sub>	Acetone			3.0 × 10 <sup>9</sup>	LF/LUM/SST; RT; S as ClO <sub>4</sub> <sup>-</sup> salt	84A465
28.1.74.	Sn(CH <sub>2</sub> CH <sub>2</sub> CH <sub>2</sub> CH <sub>3</sub> ) <sub>4</sub>	Acetone			1.7 × 10 <sup>9</sup>	LF/LUM/SST; RT; S as ClO <sub>4</sub> <sup>-</sup> salt	84A465
28.1.75.	Sn(CH <sub>3</sub> ) <sub>3</sub> (CH <sub>2</sub> CH <sub>2</sub> CH <sub>2</sub> CH <sub>3</sub> )	Acetone			8.0 × 10 <sup>8</sup>	LF/LUM/SST; RT; S as ClO <sub>4</sub> <sup>-</sup> salt	84A465
28.1.76.	Sr <sup>2+</sup>	H <sub>2</sub> O	1 mol/L H <sub>3</sub> PO <sub>4</sub>	25	1.5 × 10 <sup>4</sup>	FP/LUM/SST, SS/LUM; τ <sub>0</sub> <sup>air</sup> = 0.18 ms	77E693
28.1.77.	Th <sup>IV</sup>	H <sub>2</sub> O	1 mol/L H <sub>2</sub> SO <sub>4</sub>	25	1.5 × 10 <sup>6</sup>	FP/LUM/SST, SS/LUM; τ <sub>0</sub> <sup>air</sup> = 11 μs	77E693
28.1.78.	Tl <sup>+</sup>	H <sub>2</sub> O	0.5 mol/L H <sub>2</sub> SO <sub>4</sub>	10	4.1 × 10 <sup>9</sup>	FP/LUM/SST, SS/LUM; τ <sub>0</sub> = 27 μs; [Q] = (1-20) × 10 <sup>-5</sup> mol/L; S as SO <sub>4</sub> <sup>2-</sup> salt	74F655
	Tl <sup>+</sup>	H <sub>2</sub> O	0.01 mol/L HNO <sub>3</sub> ; μ = 0.034	22	1.7 × 10 <sup>9</sup>	LF; τ <sub>0</sub> <sup>und</sup> = 1.6 μs; [Q] ≤ 1.5 × 10 <sup>-4</sup> mol/L	81E789
	Tl <sup>+</sup>	H <sub>2</sub> O	0.5 mol/L H <sub>2</sub> SO <sub>4</sub>	22	5.2 × 10 <sup>9</sup>	FP/LUM/SST, SS/LUM; τ <sub>0</sub> = 12 μs; [Q] = (1-20) × 10 <sup>-5</sup> mol/L; S as SO <sub>4</sub> <sup>2-</sup> salt	74F655

TABLE 28. Quenching of excited uranium complexes—Continued

No.	Quencher	Solvent	Solution Medium	T/°C	$k_q$ /L mol <sup>-1</sup> s <sup>-1</sup>	Comments	Ref.
<b>28.1. UO<sub>2</sub><sup>2+</sup>—Continued</b>							
	Tl <sup>+</sup>	H <sub>2</sub> O	1 mol/L HClO <sub>4</sub>	25	4.5 × 10 <sup>3</sup>	FP/LUM/SST, SS/LUM; τ <sub>0</sub> <sup>air</sup> = 6.8 μs; RT	77E693
	Tl <sup>+</sup>	H <sub>2</sub> O	1 mol/L H <sub>2</sub> SO <sub>4</sub>	25	5.4 × 10 <sup>3</sup>	FP/LUM/SST, SS/LUM; τ <sub>0</sub> <sup>air</sup> = 11 μs; RT	77E693
	Tl <sup>+</sup>	H <sub>2</sub> O	1 mol/L H <sub>3</sub> PO <sub>4</sub>	25	6.1 × 10 <sup>3</sup>	FP/LUM/SST, SS/LUM; τ <sub>0</sub> <sup>air</sup> = 0.18 ms; RT	77E693
	Tl <sup>+</sup>	H <sub>2</sub> O	0.5 mol/L H <sub>2</sub> SO <sub>4</sub>	30	6.8 × 10 <sup>3</sup>	FP/LUM/SST, SS/LUM; τ <sub>0</sub> = 6.8 μs; [Q] = (1-20) × 10 <sup>-5</sup> mol/L; S as SO <sub>4</sub> <sup>2-</sup> salt	74F655
	Tl <sup>+</sup>	H <sub>2</sub> O	0.5 mol/L H <sub>2</sub> SO <sub>4</sub>	40	8.6 × 10 <sup>3</sup>	FP/LUM/SST, SS/LUM; τ <sub>0</sub> = 3.5 μs; [Q] = (1-20) × 10 <sup>-5</sup> mol/L; S as SO <sub>4</sub> <sup>2-</sup> salt	74F655
	Tl <sup>+</sup>	H <sub>2</sub> O	pH 2.3 μ = 0.007		1.6 × 10 <sup>6</sup>	LP/LUM/SST; τ <sub>0</sub> <sup>air</sup> = 1.5 μs; RT; S as NO <sub>3</sub> <sup>-</sup> salt	81F325
	Tl <sup>+</sup>	H <sub>2</sub> O	1 mol/L HNO <sub>3</sub> ; μ = 1		2.3 × 10 <sup>6</sup>	LP/LUM/SST; τ <sub>0</sub> <sup>air</sup> = 2.8 μs; RT; S as NO <sub>3</sub> <sup>-</sup> salt	81F325
	Tl <sup>+</sup>	H <sub>2</sub> O	1 mol/L H <sub>3</sub> PO <sub>4</sub> ; μ = 0.09		4.0 × 10 <sup>6</sup>	LP/LUM/SST; τ <sub>0</sub> <sup>air</sup> = 0.16 ms; RT; S as NO <sub>3</sub> <sup>-</sup> salt	81F325
28.1.79.	Tl <sup>3+</sup>	H <sub>2</sub> O	1 mol/L H <sub>3</sub> PO <sub>4</sub>	25	8.7 × 10 <sup>7</sup>	FP/LUM/SST, SS/LUM; τ <sub>0</sub> <sup>air</sup> = 0.18 ms	77E693
	Tl <sup>3+</sup>	H <sub>2</sub> O	1 mol/L HClO <sub>4</sub>	25	8.7 × 10 <sup>7</sup>	FP/LUM/SST, SS/LUM; τ <sub>0</sub> <sup>air</sup> = 6.8 μs	77E693
28.1.80.	UO <sub>2</sub> <sup>+</sup>	H <sub>2</sub> O	0.4 mol/L HClO <sub>4</sub> ; 2 mol/L LiClO <sub>4</sub>	14	5 × 10 <sup>9</sup>	SS/LUM; τ <sub>0</sub> = 1.3 μs (747132); [Q] ≤ 2.7 × 10 <sup>-4</sup> mol/L; Q formed <i>in situ</i> by the red'n of S with Eu <sup>2+</sup> , see Mech. [4]	75E452
28.1.81.	UO <sub>2</sub> <sup>2+</sup>	H <sub>2</sub> O	1 mol/L H <sub>3</sub> PO <sub>4</sub>	25	3.4 × 10 <sup>4</sup>	FP/LUM/SST	77E693
	UO <sub>2</sub> <sup>2+</sup>	H <sub>2</sub> O	0.23 mol/L HClO <sub>4</sub>		4.0 × 10 <sup>5</sup>	LP/ABS/SST; τ <sub>0</sub> <sup>air</sup> = 6.6 μs; [Q] ≤ 2.0 mol/L; τ <sub>0</sub> extrap'd to [S] = 0; S as NO <sub>3</sub> <sup>-</sup> salt	75E295
28.1.82.	V <sup>V</sup>	H <sub>2</sub> O	1 mol/L H <sub>3</sub> PO <sub>4</sub>	25	2.4 × 10 <sup>7</sup>	FP/LUM/SST, SS/LUM; τ <sub>0</sub> <sup>air</sup> = 0.18 ms; ET	77E693
28.1.83.	V(CO) <sub>6</sub>	Acetone or AN or THF			5.8 × 10 <sup>4</sup>	LP/LUM/SST, SS/LUM; ET; nonlinear S-V plot; S as NO <sub>3</sub> <sup>-</sup> salt	79F334

TABLE 28. Quenching of excited uranium complexes—Continued

No.	Quencher	Solvent	Solution Medium	T/°C	$k_q$ (L mol <sup>-1</sup> s <sup>-1</sup> )	Comments	Ref.
28.1.	UO <sub>2</sub> <sup>2+</sup> —Continued						
28.1.84.	W <sup>VI</sup>	H <sub>2</sub> O	1 mol/L H <sub>3</sub> PO <sub>4</sub>	25	1.6 × 10 <sup>5</sup>	FP/LUM/SST, SS/LUM; τ <sub>0</sub> <sup>air</sup> = 0.18 ms	77E693
28.1.85.	W(CO) <sub>6</sub>	Acetone or AN or THF			4.2 × 10 <sup>7</sup>	LP/LUM/SST, SS/LUM; RT; S as NO <sub>3</sub> <sup>-</sup> salt	79F334
28.1.86.	Yb <sup>3+</sup>	H <sub>2</sub> O	1 mol/L H <sub>3</sub> PO <sub>4</sub>	25	5.5 × 10 <sup>5</sup>	FP/LUM/SST, SS/LUM; τ <sub>0</sub> <sup>air</sup> = 0.18 ms	77E693
	<i>Organic Quenchers</i>						
28.1.87.	2-Acetylthiophene	Acetone	0.3 mol/L HClO <sub>4</sub>		7.9 × 10 <sup>8</sup>	LP/LUM/SST; RT; S as ClO <sub>4</sub> <sup>-</sup> salt	84A465
28.1.88.	3-Acetylthiophene	Acetone	0.3 mol/L HClO <sub>4</sub>		5.3 × 10 <sup>8</sup>	LP/LUM/SST; RT; S as ClO <sub>4</sub> <sup>-</sup> salt	84A465
28.1.89.	2-Aminonaphthalene	H <sub>2</sub> O	1 mol/L H <sub>3</sub> PO <sub>4</sub>		5.4 × 10 <sup>8</sup>	FP/ABS/SST; τ <sub>0</sub> <sup>air</sup> = 0.17 ms; RT (30%)	767278
28.1.90.	Aniline	H <sub>2</sub> O	1 mol/L H <sub>3</sub> PO <sub>4</sub>		5.7 × 10 <sup>8</sup>	FP/ABS/SST; τ <sub>0</sub> <sup>air</sup> = 0.17 ms	767278
28.1.91.	Ascorbic acid	H <sub>2</sub> O	0.5 mol/L H <sub>3</sub> PO <sub>4</sub>		1 × 10 <sup>8</sup>	FP/LUM/SST, FP/ABS/SST; RT; [Q] = 5 × 10 <sup>-5</sup> mol/L	727386
	Ascorbic acid	H <sub>2</sub> O	1 mol/L H <sub>3</sub> PO <sub>4</sub>		1.8 × 10 <sup>8</sup>	FP/ABS/SST; τ <sub>0</sub> <sup>air</sup> = 0.17 ms; RT (29%)	767278
28.1.92.	D-Asparagine	H <sub>2</sub> O	0.2 mol/L HClO <sub>4</sub>		2.5 × 10 <sup>6</sup>	LP/LUM/SST; RT; S as ClO <sub>4</sub> <sup>-</sup> salt	86A101
28.1.93.	Benzene	H <sub>2</sub> O	1 mol/L H <sub>3</sub> PO <sub>4</sub>		1.6 × 10 <sup>9</sup>	FP/ABS/SST; τ <sub>0</sub> <sup>air</sup> = 0.17 ms	767278
28.1.94.	Bromoform	H <sub>2</sub> O/Acetone (1/1)	0.3 mol/L HClO <sub>4</sub>		~2 × 10 <sup>7</sup>	LP/LUM/SST; S as ClO <sub>4</sub> <sup>-</sup> salt	84A465
28.1.95.	3-Bromopropionic acid	H <sub>2</sub> O	0.38 mol/L HClO <sub>4</sub>		1.1 × 10 <sup>8</sup>	LP/ABS/SST; τ <sub>0</sub> <sup>und</sup> = 2.5 μs; k <sub>q</sub> = 3.6 × 10 <sup>7</sup> with SS/LUM; S as NO <sub>3</sub> <sup>-</sup> salt	756411
28.1.96.	Butanethiol	Acetone	0.3 mol/L HClO <sub>4</sub>		1.8 × 10 <sup>9</sup>	LP/LUM/SST; RT; S as ClO <sub>4</sub> <sup>-</sup> salt	84A465
28.1.97.	tert-Butyl alcohol	H <sub>2</sub> O	1 mol/L H <sub>3</sub> PO <sub>4</sub>		8.0 × 10 <sup>7</sup>	FP/ABS/SST; τ <sub>0</sub> <sup>air</sup> = 0.17 ms; [Q] = (1-10) × 10 <sup>-3</sup> mol/L; same k <sub>q</sub> from same lab in 747153 and 74A003	767278
28.1.98.	1-Butyl bromide	H <sub>2</sub> O/Acetone (1/1)	0.3 mol/L HClO <sub>4</sub>		3.1 × 10 <sup>7</sup>	LP/LUM/SST; S as ClO <sub>4</sub> <sup>-</sup> salt	84A465
28.1.99.	2-Butyl bromide	H <sub>2</sub> O/Acetone (1/1)	0.3 mol/L HClO <sub>4</sub>		4.5 × 10 <sup>7</sup>	LP/LUM/SST; S as ClO <sub>4</sub> <sup>-</sup> salt	84A465



TABLE 28. Quenching of excited uranium complexes—Continued

No.	Quencher	Solvent	Solution Medium	$T/^{\circ}\text{C}$	$k_q$ /L mol <sup>-1</sup> s <sup>-1</sup>	Comments	Ref.
28.1.	UO <sub>2</sub> <sup>2+</sup> —Continued						
28.1.100.	1-Butyl iodide	H <sub>2</sub> O/Acetone (1/1)	0.3 mol/L HClO <sub>4</sub>		$1.1 \times 10^6$	LP/LUM/SST; S as ClO <sub>4</sub> <sup>-</sup> salt	84A465
28.1.101.	CDTA	H <sub>2</sub> O	0.2 mol/L HClO <sub>4</sub>		$6.2 \times 10^8$	LP/LUM/SST; RT; S as ClO <sub>4</sub> <sup>-</sup> salt	86A101
28.1.102.	Chrysoidin	H <sub>2</sub> O	1 mol/L H <sub>3</sub> PO <sub>4</sub>		$4 \times 10^9$	FP/ABS/SST; $\tau_0^{\text{air}} = 0.17$ ms	767278
28.1.103.	Cyclobutanecarboxylic acid	H <sub>2</sub> O	0.23 mol/L HClO <sub>4</sub>		$8.2 \times 10^6$	LP/ABS/SST; $\tau_0^{\text{und}} = 2.5$ $\mu\text{s}$ ; [Q] $\leq 0.3$ mol/L; $k_q = 6.7 \times 10^6$ with SS/LUM; S as NO <sub>3</sub> <sup>-</sup> salt	756411
28.1.104.	Cyclohexanecarboxylic acid	H <sub>2</sub> O	0.23 mol/L HClO <sub>4</sub>		$6.7 \times 10^7$	LP/ABS/SST; $\tau_0^{\text{und}} = 2.5$ $\mu\text{s}$ ; $k_q = 3.6 \times 10^7$ with SS/LUM; S as NO <sub>3</sub> <sup>-</sup> salt	756411
28.1.105.	Cyclohexanol	H <sub>2</sub> O			$2.9 \times 10^8$	LP/ABS/SST; $\tau_0^{\text{und}} = 1.2$ $\mu\text{s}$ ; HA; S as ClO <sub>4</sub> <sup>-</sup> salt	747132
28.1.106.	Cyclohexanol- <i>d</i> <sub>11</sub>	D <sub>2</sub> O			$1.3 \times 10^8$	LP/ABS/SST; $\tau_0^{\text{und}} = 2.4$ $\mu\text{s}$ ; HA; S as ClO <sub>4</sub> <sup>-</sup> salt	747132
28.1.107.	Cyclohexene	H <sub>2</sub> O/Acetone (1.1/1)	0.38 mol/L HClO <sub>4</sub>		$1.6 \times 10^6$	LP/ABS/SST, SS/LUM; $\tau_0^{\text{und}} = 0.88$ $\mu\text{s}$ ; EX; S as NO <sub>3</sub> <sup>-</sup> salt	756411
28.1.108.	Cyclopentanecarboxylic acid	H <sub>2</sub> O	0.23 mol/L HClO <sub>4</sub>		$3.8 \times 10^7$	LP/ABS/SST; $\tau_0^{\text{und}} = 2.5$ $\mu\text{s}$ ; $k_q = 1.5 \times 10^7$ with SS/LUM; S as NO <sub>3</sub> <sup>-</sup> salt	756411
28.1.109.	Cyclopropanecarboxylic acid	H <sub>2</sub> O	0.23 mol/L HClO <sub>4</sub>		$2.6 \times 10^6$	LP/ABS/SST, SS/LUM; $\tau_0^{\text{und}} = 2.5$ $\mu\text{s}$ ; S as NO <sub>3</sub> <sup>-</sup> salt	756411
28.1.110.	Cysteine	H <sub>2</sub> O	0.2 mol/L HClO <sub>4</sub>		$7.5 \times 10^8$	LP/LUM/SST; RT; S as ClO <sub>4</sub> <sup>-</sup> salt	86A101
28.1.111.	L-Cystine	H <sub>2</sub> O	0.2 mol/L HClO <sub>4</sub>		$5.7 \times 10^8$	LP/LUM/SST; RT; S as ClO <sub>4</sub> <sup>-</sup> salt	86A101
28.1.112.	Di- <i>n</i> -butyl sulfide	AN/H <sub>2</sub> O (3/1)	0.1 mol/L HClO <sub>4</sub>		$9.6 \times 10^8$	LP/LUM/SST; RT; S as NO <sub>3</sub> <sup>-</sup> salt; some SQ	86F357
	Di- <i>n</i> -butyl sulfide	Acetone	0.3 mol/L HClO <sub>4</sub>		$1.4 \times 10^6$	LP/LUM/SST; RT; S as ClO <sub>4</sub> <sup>-</sup> salt	84A465
	Di- <i>n</i> -butyl sulfide	Acetone/H <sub>2</sub> O (1.3/1)	0.1 mol/L H <sub>2</sub> SO <sub>4</sub>		$3.1 \times 10^8$	SS/LUM; $\tau_0^{\text{und}} = 3.5$ $\mu\text{s}$ (LP/LUM/SST); RT; S as CH <sub>3</sub> CO <sub>2</sub> <sup>-</sup> salt	86F357
28.1.113.	Diethyl sulfide	AN/H <sub>2</sub> O (3/1)	0.1 mol/L HClO <sub>4</sub>		$1.7 \times 10^6$	LP/LUM/SST; RT; S as NO <sub>3</sub> <sup>-</sup> salt; some SQ	86F357

TABLE 28. Quenching of excited uranium complexes—Continued

No.	Quencher	Solvent	Solution Medium	$T/^\circ\text{C}$	$k_q$ /L mol <sup>-1</sup> s <sup>-1</sup>	Comments	Ref.
28.1.	UO <sub>2</sub> <sup>2+</sup> —Continued						
	Diethyl sulfide	Acetone/H <sub>2</sub> O (9/1)	0.1 mol/L H <sub>2</sub> SO <sub>4</sub>		4.0 × 10 <sup>8</sup>	SS/LUM; $\tau_0^{\text{air}} = 3.5 \mu\text{s}$ ; RT; S as CH <sub>3</sub> CO <sub>2</sub> <sup>-</sup> salt; $K_{\text{SV}}$ from 84F346; $k_q$ may not have been corrected for SQ	86F357
28.1.114.	1,4-Dihydroxybenzene	H <sub>2</sub> O	0.5 mol/L H <sub>3</sub> PO <sub>4</sub>		8 × 10 <sup>8</sup>	FP/LUM/SST, FP/ABS/SST; RT; [Q] = 1 × 10 <sup>-5</sup> mol/L	727386
	1,4-Dihydroxybenzene	H <sub>2</sub> O	1 mol/L H <sub>3</sub> PO <sub>4</sub>		1.0 × 10 <sup>9</sup>	FP/ABS/SST, FP/LUM/SST; $\tau_0^{\text{air}} = 0.17$ ms	767278
28.1.115.	Dimethyl disulfide	Acetone	0.3 mol/L HClO <sub>4</sub>		2.8 × 10 <sup>9</sup>	LP/LUM/SST; RT; S as ClO <sub>4</sub> <sup>-</sup> salt	84A465
28.1.116.	Dimethyl sulfide	AN/H <sub>2</sub> O (3/1)	0.1 mol/L HClO <sub>4</sub>		4.1 × 10 <sup>9</sup>	LP/LUM/SST; RT; S as NO <sub>3</sub> <sup>-</sup> salt; some SQ	86F357
28.1.117.	1,4-Dioxane	H <sub>2</sub> O	0.38 mol/L HClO <sub>4</sub>		1.6 × 10 <sup>8</sup>	LP/ABS/SST; $\tau_0^{\text{und}} = 2.5$ $\mu\text{s}$ ; $k_q = 9.7 \times 10^7$ with SS/LUM; S as NO <sub>3</sub> <sup>-</sup> salt	756411
28.1.118.	Diphenylamine	H <sub>2</sub> O	1 mol/L H <sub>3</sub> PO <sub>4</sub>		1.1 × 10 <sup>9</sup>	FP/ABS/SST; $\tau_0^{\text{air}} = 0.17$ ms; RT	767278
28.1.119.	Di- <i>n</i> -propyl sulfide	AN/H <sub>2</sub> O (3/1)	0.1 mol/L HClO <sub>4</sub>		1.2 × 10 <sup>9</sup>	LP/LUM/SST; RT; [Q] ≤ 8 × 10 <sup>-4</sup> mol/L; S as NO <sub>3</sub> <sup>-</sup> salt; some SQ	86F357
	Di- <i>n</i> -propyl sulfide	Acetone/H <sub>2</sub> O (9/1)	0.1 mol/L H <sub>2</sub> SO <sub>4</sub>		2.3 × 10 <sup>8</sup>	SS/LUM; $\tau_0^{\text{air}} = 3.5 \mu\text{s}$ ; RT; S as CH <sub>3</sub> CO <sub>2</sub> <sup>-</sup> salt; $K_{\text{SV}}$ from 84F346; $k_q$ may not have been corrected for SQ	86F357
28.1.120.	1,3-Dithiane	Acetone	0.3 mol/L HClO <sub>4</sub>		2.1 × 10 <sup>9</sup>	LP/LUM/SST; RT; S as ClO <sub>4</sub> <sup>-</sup> salt	84A465
28.1.121.	1,4-Dithiane	Acetone	0.3 mol/L HClO <sub>4</sub>		1.6 × 10 <sup>9</sup>	LP/LUM/SST; RT; S as ClO <sub>4</sub> <sup>-</sup> salt	84A465
28.1.122.	EDTA	H <sub>2</sub> O	0.2 mol/L HClO <sub>4</sub>		4.8 × 10 <sup>8</sup>	LP/LUM/SST; RT; S as ClO <sub>4</sub> <sup>-</sup> salt	86A101
28.1.123.	Ethanol	H <sub>2</sub> O	0.5 mol/L H <sub>3</sub> PO <sub>4</sub>		2 × 10 <sup>8</sup>	FP/LUM/SST, FP/ABS/SST; RT; [Q] = 3 × 10 <sup>-5</sup> mol/L	727386

TABLE 28. Quenching of excited uranium complexes—Continued

No.	Quencher	Solvent	Solution Medium	$T/^\circ\text{C}$	$k_q$ /L mol <sup>-1</sup> s <sup>-1</sup>	Comments	Ref.
28.1.	UO <sub>2</sub> <sup>2+</sup> —Continued Ethanol	H <sub>2</sub> O	1 mol/L H <sub>3</sub> PO <sub>4</sub>		$1.4 \times 10^3$	FP/ABS/SST, FP/LUM/SST; $\tau_0^{\text{air}} = 0.17$ ms; RT (20%); [Q] = (1-10) $\times 10^{-6}$ mol/L; same $k_q$ from same lab in 747153 and 74A003	767278
28.1.124.	Ethyl bromide	H <sub>2</sub> O/Acetone (1/1)	0.3 mol/L HClO <sub>4</sub>		$3.3 \times 10^7$	LP/LUM/SST; S as ClO <sub>4</sub> <sup>-</sup> salt	84A465
28.1.125.	Ethylene sulfide	Acetone	0.3 mol/L HClO <sub>4</sub>		$2.1 \times 10^9$	LP/LUM/SST; RT; S as ClO <sub>4</sub> <sup>-</sup> salt	84A465
28.1.126.	Ethyl iodide	H <sub>2</sub> O/Acetone (1/1)	0.3 mol/L HClO <sub>4</sub>		$8.5 \times 10^8$	LP/LUM/SST; S as ClO <sub>4</sub> <sup>-</sup> salt	84A465
28.1.127.	2-Ethylthiophene	Acetone	0.3 mol/L HClO <sub>4</sub>		$1.5 \times 10^6$	LP/LUM/SST; RT; S as ClO <sub>4</sub> <sup>-</sup> salt	84A465
28.1.128.	Formic acid	H <sub>2</sub> O	1 mol/L H <sub>3</sub> PO <sub>4</sub>		$1.1 \times 10^6$	FP/ABS/SST; $\tau_0^{\text{air}} = 0.17$ ms	767278
28.1.129.	L-Glutamine	H <sub>2</sub> O	0.2 mol/L HClO <sub>4</sub>		$2.5 \times 10^6$	LP/LUM/SST; RT; S as ClO <sub>4</sub> <sup>-</sup> salt	86A101
28.1.130.	Histidine	H <sub>2</sub> O	0.2 mol/L HClO <sub>4</sub>		$1.8 \times 10^8$	LP/LUM/SST; RT; S as ClO <sub>4</sub> <sup>-</sup> salt	86A101
28.1.131.	Isoleucine	H <sub>2</sub> O	0.2 mol/L HClO <sub>4</sub>		$4.8 \times 10^9$	LP/LUM/SST; RT; S as ClO <sub>4</sub> <sup>-</sup> salt	86A101
28.1.132.	Lactic acid	H <sub>2</sub> O	0.5 mol/L H <sub>2</sub> SO <sub>4</sub>	10	$2.8 \times 10^6$	FP/LUM/SST, SS/LUM; $\tau_0$ = 27 $\mu\text{s}$ ; RT; [Q] = 0.01- 0.05 mol/L; S as SO <sub>4</sub> <sup>2-</sup> salt	74F655
	Lactic acid	H <sub>2</sub> O	0.5 mol/L H <sub>2</sub> SO <sub>4</sub>	22	$4.1 \times 10^6$	FP/LUM/SST, SS/LUM; $\tau_0$ = 12 $\mu\text{s}$ ; RT; [Q] = 0.01- 0.05 mol/L; S as SO <sub>4</sub> <sup>2-</sup> salt	74F655
	Lactic acid	H <sub>2</sub> O	0.5 mol/L H <sub>2</sub> SO <sub>4</sub>	30	$5.6 \times 10^6$	FP/LUM/SST, SS/LUM; $\tau_0$ = 6.8 $\mu\text{s}$ ; RT; [Q] = 0.01- 0.05 mol/L; S as SO <sub>4</sub> <sup>2-</sup> salt	74F655
	Lactic acid	H <sub>2</sub> O	0.5 mol/L H <sub>2</sub> SO <sub>4</sub>	40	$8.2 \times 10^6$	FP/LUM/SST, SS/LUM; $\tau_0$ = 3.5 $\mu\text{s}$ ; RT; [Q] = 0.01- 0.05 mol/L; S as SO <sub>4</sub> <sup>2-</sup> salt	74F655
28.1.133.	DL-Leucine	H <sub>2</sub> O	0.2 mol/L HClO <sub>4</sub>		$5.7 \times 10^6$	LP/LUM/SST; RT; S as ClO <sub>4</sub> <sup>-</sup> salt	86A101

TABLE 28. Quenching of excited uranium complexes—Continued

No.	Quencher	Solvent	Solution Medium	$T/^{\circ}\text{C}$	$k_q$ /L mol <sup>-1</sup> s <sup>-1</sup>	Comments	Ref.
28.1. $\text{UO}_2^{2+}$ —Continued							
28.1.134.	Methanol	$\text{H}_2\text{O}$			$6.4 \times 10^6$	LP/ABS/SST; $\tau_0^{\text{und}} = 1.2$ $\mu\text{s}$ ; HA; $[\text{Q}] \leq 0.5$ mol/L; $k_q = 4.5 \times 10^6$ with SL/LUM/SPC; S as $\text{ClO}_4^-$ salt	747132
	Methanol	$\text{H}_2\text{O}$	1 mol/L $\text{H}_2\text{SO}_4$		$1.5 \times 10^6$	FP/ABS/SST; $\tau_0^{\text{air}} = 67$ $\mu\text{s}$ ; RT (13%); $[\text{Q}] = (1-10)$ $\times 10^{-6}$ mol/L; same $k_q$ from same lab in 747153	767278
	Methanol	$\text{H}_2\text{O}$	1 mol/L $\text{H}_3\text{PO}_4$		$7.1 \times 10^6$	FP/ABS/SST; $\tau_0^{\text{air}} = 0.17$ ms; RT (20%); $[\text{Q}] = (1-10)$ $\times 10^{-6}$ mol/L; same $k_q$ from same lab in 747153 and 7	767278
	Methanol	$\text{H}_2\text{O}$	1 mol/L $\text{HClO}_4$		$5.3 \times 10^9$	FP/ABS/SST; $\tau_0^{\text{air}} = 17$ $\mu\text{s}$ ; RT (72%); $[\text{Q}] = (1-10)$ $\times 10^{-6}$ mol/L; same $k_q$ from same lab in 747153	767278
28.1.135.	Methanol- $d_1$	$\text{D}_2\text{O}$			$6.5 \times 10^6$	LP/ABS/SST; $\tau_0^{\text{und}} = 2.4$ $\mu\text{s}$ ; HA; S as $\text{ClO}_4^-$ salt	747132
28.1.136.	Methanol- $d_3$	$\text{H}_2\text{O}$			$2.3 \times 10^6$	LP/ABS/SST; $\tau_0^{\text{und}} = 1.2$ $\mu\text{s}$ ; HA; $[\text{Q}] \leq 2.2$ mol/L; $k_q = 1.7 \times 10^6$ with SL/LUM/SPC; S as $\text{ClO}_4^-$ salt	747132
28.1.137.	Methanol- $d_1$	$\text{D}_2\text{O}$			$2.7 \times 10^6$	LP/ABS/SST; $\tau_0^{\text{und}} = 2.4$ $\mu\text{s}$ ; HA; S as $\text{ClO}_4^-$ salt	747132
28.1.138.	DL-Methionine	$\text{H}_2\text{O}$	0.2 mol/L $\text{HClO}_4$		$1.3 \times 10^9$	LP/LUM/SST; RT; S as $\text{ClO}_4^-$ salt	86A101
28.1.139.	Methyl iodide	$\text{H}_2\text{O}$ /Acetone (1/1)	0.3 mol/L $\text{HClO}_4$		$5.1 \times 10^8$	LP/LUM/SST; S as $\text{ClO}_4^-$ salt	84A465
28.1.140.	Methylthioacetone nitrile	Acetone	0.3 mol/L $\text{HClO}_4$		$1.8 \times 10^9$	LP/LUM/SST; RT; S as $\text{ClO}_4^-$ salt	84A465
28.1.141.	Methyl thiocyanate	Acetone	0.3 mol/L $\text{HClO}_4$		$3.9 \times 10^8$	LP/LUM/SST; RT; S as $\text{ClO}_4^-$ salt	84A465
28.1.142.	2-Naphthol	$\text{H}_2\text{O}$	1 mol/L $\text{H}_3\text{PO}_4$		$9.9 \times 10^7$	FP/ABS/SST; $\tau_0^{\text{air}} = 0.17$ ms; RT	767278
28.1.143.	Oxalic acid	$\text{H}_2\text{O}$	1 mol/L $\text{H}_3\text{PO}_4$		$1.6 \times 10^5$	FP/ABS/SST; $\tau_0^{\text{air}} = 0.17$ ms	767278

TABLE 28. Quenching of excited uranium complexes—Continued

No.	Quencher	Solvent	Solution Medium	$T/^{\circ}\text{C}$	$k_q$ /L mol <sup>-1</sup> s <sup>-1</sup>	Comments	Ref.
<b>28.1. UO<sub>2</sub><sup>2+</sup>—Continued</b>							
28.1.144.	Pentamethylene sulfide	Acetone	0.3 mol/L HClO <sub>4</sub>		$1.7 \times 10^9$	LP/LUM/SST; RT; S as ClO <sub>4</sub> <sup>-</sup> salt	84A465
28.1.145.	Pent-4-enoic acid	H <sub>2</sub> O/Acetone (1.1/1)	0.38 mol/L HClO <sub>4</sub>		$1.2 \times 10^9$	LP/ABS/SST; $\tau_0^{\text{und}} = 0.88$ $\mu\text{s}$ ; $k_q = 1.7 \times 10^9$ with SS/LUM; S as NO <sub>3</sub> <sup>-</sup> salt	756411
28.1.146.	Phenol	H <sub>2</sub> O	1 mol/L H <sub>3</sub> PO <sub>4</sub>		$1.7 \times 10^8$	FP/ABS/SST; $\tau_0^{\text{air}} = 0.17$ ms; RT (35%)	767278
28.1.147.	L-Phenylalanine	H <sub>2</sub> O	0.2 mol/L HClO <sub>4</sub>		$7.9 \times 10^8$	LP/LUM/SST; RT; [Q] $\leq$ 0.0035 mol/L; S as ClO <sub>4</sub> <sup>-</sup> salt	86A101
28.1.148.	Propanethiol	Acetone	0.3 mol/L HClO <sub>4</sub>		$1.4 \times 10^9$	LP/LUM/SST; RT; S as ClO <sub>4</sub> <sup>-</sup> salt	84A465
28.1.149.	2-Propanol	H <sub>2</sub> O			$8.5 \times 10^7$	LP/ABS/SST; $\tau_0^{\text{und}} = 1.2$ $\mu\text{s}$ ; HA; S as ClO <sub>4</sub> <sup>-</sup> salt	747132
	2-Propanol	H <sub>2</sub> O	1 mol/L H <sub>3</sub> PO <sub>4</sub>		$2.3 \times 10^9$	FP/ABS/SST; $\tau_0^{\text{air}} = 0.17$ ms; RT (23%); [Q] = (1-10) $\times 10^{-6}$ mol/L; same $k_q$ from same lab in 747153 and 7	767278
28.1.150.	2-Propanol-2-d	H <sub>2</sub> O			$3.5 \times 10^7$	LP/ABS/SST; $\tau_0^{\text{und}} = 1.2$ $\mu\text{s}$ ; HA; S as ClO <sub>4</sub> <sup>-</sup> salt	747132
28.1.151.	1-Propyl bromide	H <sub>2</sub> O/Acetone (1/1)	0.3 mol/L HClO <sub>4</sub>		$2.7 \times 10^7$	LP/LUM/SST; S as ClO <sub>4</sub> <sup>-</sup> salt	84A465
28.1.152.	2-Propyl bromide	H <sub>2</sub> O/Acetone (1/1)	0.3 mol/L HClO <sub>4</sub>		$3.9 \times 10^7$	LP/LUM/SST; S as ClO <sub>4</sub> <sup>-</sup> salt	84A465
28.1.153.	1-Propyl iodide	H <sub>2</sub> O/Acetone (1/1)	0.3 mol/L HClO <sub>4</sub>		$1.1 \times 10^9$	LP/LUM/SST; S as ClO <sub>4</sub> <sup>-</sup> salt	84A465
28.1.154.	2-Propyl iodide	H <sub>2</sub> O/Acetone (1/1)	0.3 mol/L HClO <sub>4</sub>		$1.3 \times 10^9$	LP/LUM/SST; S as ClO <sub>4</sub> <sup>-</sup> salt	84A465
28.1.155.	2-Propylthiophene	Acetone	0.3 mol/L HClO <sub>4</sub>		$1.9 \times 10^9$	LP/LUM/SST; RT; S as ClO <sub>4</sub> <sup>-</sup> salt	84A465
28.1.156.	Serine	H <sub>2</sub> O	0.2 mol/L HClO <sub>4</sub>		$1.9 \times 10^6$	LP/LUM/SST; RT; S as ClO <sub>4</sub> <sup>-</sup> salt	86A101
28.1.157.	Tetramethylene sulfide	Acetone	0.3 mol/L HClO <sub>4</sub>		$1.8 \times 10^9$	LP/LUM/SST; RT; S as ClO <sub>4</sub> <sup>-</sup> salt	84A465
28.1.158.	Thiolacetic acid	Acetone	0.3 mol/L HClO <sub>4</sub>		$4.8 \times 10^8$	LP/LUM/SST; RT; S as ClO <sub>4</sub> <sup>-</sup> salt	84A465
28.1.159.	Thiophene	Acetone	0.3 mol/L HClO <sub>4</sub>		$1.5 \times 10^9$	LP/LUM/SST; RT; S as ClO <sub>4</sub> <sup>-</sup> salt	84A465

TABLE 28. Quenching of excited uranium complexes—Continued

No.	Quencher	Solvent	Solution Medium	$T/^{\circ}\text{C}$	$k_q$ /L mol <sup>-1</sup> s <sup>-1</sup>	Comments	Ref.
<b>28.1. UO<sub>2</sub><sup>2+</sup>—Continued</b>							
28.1.160.	Thiophene-2-carbonitrile	Acetone	0.3 mol/L HClO <sub>4</sub>		$2.4 \times 10^8$	LP/LUM/SST; RT; S as ClO <sub>4</sub> <sup>-</sup> salt	84A465
28.1.161.	Threonine	H <sub>2</sub> O	0.2 mol/L HClO <sub>4</sub>		$4.3 \times 10^6$	LP/LUM/SST; RT; S as ClO <sub>4</sub> <sup>-</sup> salt	86A101
28.1.162.	Trimethylene sulfide	Acetone	0.3 mol/L HClO <sub>4</sub>		$2.8 \times 10^9$	LP/LUM/SST; RT; S as ClO <sub>4</sub> <sup>-</sup> salt	84A465
28.1.163.	Triton X-100	H <sub>2</sub> O		22	$1.5 \times 10^9$	LP/LUM/SST; [Q] ≤ 2 × 10 <sup>-4</sup> mol/L; [Q] below CMC; S as NO <sub>3</sub> <sup>-</sup> salt	85N143
28.1.164.	L-Tryptophan	H <sub>2</sub> O	0.2 mol/L HClO <sub>4</sub>		$3.0 \times 10^9$	LP/LUM/SST; RT; S as ClO <sub>4</sub> <sup>-</sup> salt	86A101
28.1.165.	Tyrosine	H <sub>2</sub> O	0.2 mol/L HClO <sub>4</sub>		$1.7 \times 10^9$	LP/LUM/SST; RT; S as ClO <sub>4</sub> <sup>-</sup> salt	86A101
28.1.166.	DL-Valine	H <sub>2</sub> O	0.2 mol/L HClO <sub>4</sub>		$1.1 \times 10^6$	LP/LUM/SST; RT; S as ClO <sub>4</sub> <sup>-</sup> salt	86A101

TABLE 29. Quenching of excited zinc complexes

No.	Quencher	Solvent	Solution Medium	$T/^{\circ}\text{C}$	$k_q$ /L mol <sup>-1</sup> s <sup>-1</sup>	Comments	Ref.
<b>29.1. Zn(etio porphyrin I)(pyridine) [singlet]</b>							
<i>Organic Quenchers</i>							
29.1.1.	<i>cis</i> -4-Nitrostilbene	Benzene	0.005 mol/L py		$4.2 \times 10^9$	SS/LUM; $\tau_0 = 4$ ns (assumed); EX; nonlinear S-V plot at high [Q]	707320
<b>29.2. Zn(etio porphyrin I)(pyridine) [triplet]</b>							
<i>Organic Quenchers</i>							
29.2.1.	<i>cis</i> -4-Nitrostilbene	Benzene	0.005 mol/L py		$2.6 \times 10^7$	FP/ABS/SST; EX	707320
<b>29.3. Zn(etio porphyrin I) [singlet]</b>							
<i>Organic Quenchers</i>							
29.3.1.	1,4-Benzoquinone	Benzene			$1.3 \times 10^{10}$ (calc)	SS/LUM; $\tau_0 = 4.3$ ns (assumed); EX	68A001
29.3.2.	1-Methoxy-4-nitrobenzene	EtOH			$6.0 \times 10^9$ (calc)	SS/LUM; $\tau_0 = 4.3$ ns (assumed); EX	68A001
29.3.3.	4-Nitroaniline	Benzene			$4.9 \times 10^9$ (calc)	SS/LUM; $\tau_0 = 4.3$ ns (assumed); EX	68A001
29.3.4.	Nitrobenzene	Benzene			$3.4 \times 10^9$	SS/LUM; $\tau_0 = 4.3$ ns (assumed); EX	68A001
	Nitrobenzene	Benzene	1 mol/L PPh <sub>3</sub>		$2.8 \times 10^9$	SS/LUM; $\tau_0 = 4.3$ ns (assumed); EX; S partially bound to PPh <sub>3</sub>	68A001
	Nitrobenzene	EtOH			$7.3 \times 10^9$	SS/LUM; $\tau_0 = 4.3$ ns (assumed); EX; [Q] $\leq$ 0.20 mol/L	68A001
	Nitrobenzene	MeCH			$4.8 \times 10^9$	SS/LUM; $\tau_0 = 4.3$ ns (assumed); EX	68A001
	Nitrobenzene	Piperidine			$3.4 \times 10^9$	SS/LUM; $\tau_0 = 4.3$ ns (assumed); EX; [Q] $\leq$ 0.20 mol/L	68A001
29.3.5.	<i>cis</i> -4-Nitrostilbene	Benzene			$3.7 \times 10^9$	SS/LUM; $\tau_0 = 4$ ns (LP/LUM/SST); EX; nonlinear S-V plot at high [Q]; $K_{SV} = 29$ L/mol in 68A001	707320
29.3.6.	<i>trans</i> -4-Nitrostilbene	Benzene			$8.9 \times 10^9$	SS/LUM; $\tau_0 = 4$ ns (LP/LUM/SST); EX; nonlinear S-V plot at high [Q]	707320
29.3.7.	4-Nitrotoluene	EtOH			$7.2 \times 10^9$ (calc)	SS/LUM; $\tau_0 = 4.3$ ns (assumed); EX	68A001

TABLE 29. Quenching of excited zinc complexes—Continued

No.	Quencher	Solvent	Solution Medium	T/°C	$k_q$ /L mol <sup>-1</sup> s <sup>-1</sup>	Comments	Ref.
<b>29.4. Zn(etioporphyrin I) [triplet]</b>							
<i>Organic Quenchers</i>							
29.4.1.	Azulene	Benzene	0.01 mol/L 4-nitrotoluene		$2.6 \times 10^9$	FP/ABS/SST; ET; S* is an exciplex with nitrotoluene	72E284
29.4.2.	$\alpha$ -Bromo-4-nitrotoluene	Benzene		25	$1.5 \times 10^9$	FP/ABS/SST; EX; [Q] = $(1-50) \times 10^{-5}$ mol/L; nonlinear S-V plot at higher [Q]	747293
29.4.3.	Carbon tetrachloride	Benzene		25	$3 \times 10^7$	FP/ABS/SST; $E_a = 14$ kJ/mol (20-78°C); $\Delta S^\ddagger = -54$ J/mol·K; EX; [Q] = $(1-50) \times 10^{-5}$ mol/L; nonlinear S-V plot at higher [Q]	747293
	Carbon tetrachloride	Benzene		25	$\leq 2 \times 10^5$	FP/ABS/SST; see also 85E593	82A389
29.4.4.	1-Chloro-4-nitrobenzene	Benzene		25	$2.4 \times 10^9$	FP/ABS/SST; $E_a = 1.9$ kJ/mol (20-78°C); $\Delta S^\ddagger = -71$ J/mol·K; EX; [Q] = $(1-50) \times 10^{-5}$ mol/L; nonlinear S-V plot at higher [Q]	747293
29.4.5.	DDT	Benzene		25	$8.2 \times 10^7$	FP/ABS/SST; $E_a = 5.9$ kJ/mol (20-78°C); $\Delta S^\ddagger = -96$ J/mol·K; EX; [Q] = $(1-50) \times 10^{-5}$ mol/L; $\tau$ constant at higher [Q]	747293
	DDT	Benzene		25	$\leq 1 \times 10^6$	FP/ABS/SST; see also 85E593	82A389
29.4.6.	1,4-Dichlorobenzene	Benzene		25	$4 \times 10^7$	FP/ABS/SST; $E_a = 13$ kJ/mol (20-78°C); $\Delta S^\ddagger = -67$ J/mol·K; EX; [Q] = $(1-50) \times 10^{-5}$ mol/L; $\tau$ increases at higher [Q]	747293
29.4.7.	1,4-Dinitrobenzene	Benzene		25	$4.2 \times 10^9$	FP/ABS/SST; EX; [Q] = $(1-50) \times 10^{-5}$ mol/L; nonlinear S-V plot at higher [Q]	747293
29.4.8.	<i>cis</i> -4,4'-Dinitrosilbene	Benzene		25	$3.1 \times 10^9$	FP/ABS/SST; EX; [Q] = $(1-50) \times 10^{-5}$ mol/L; same $k_q$ from same lab in 707320; $\tau$ increases at higher [Q]	747293



TABLE 29. Quenching of excited zinc complexes—Continued

No.	Quencher	Solvent	Solution Medium	$T/^{\circ}\text{C}$	$k_q$ /L mol <sup>-1</sup> s <sup>-1</sup>	Comments	Ref.
<b>29.4. Zn(etio porphyrin I) [triplet]—Continued</b>							
29.4.9.	<i>trans</i> -4,4'-Dinitrostilbene	Benzene			$2.7 \times 10^9$	FP/ABS/SST; EX	707320
29.4.10.	Hexachlorobenzene	Benzene		25	$6.7 \times 10^7$	FP/ABS/SST; $E_a = 6.3$ kJ/mol (20-78°C); $\Delta S^\ddagger =$ -88 J/mol·K; EX; [Q] = (1-50) $\times 10^{-5}$ mol/L; $\tau$ increases at higher [Q]	747293
	Hexachlorobenzene	Benzene		25	$\leq 5 \times 10^3$	FP/ABS/SST; see also 85E593	82A389
29.4.11.	Hexachloroethane	Benzene		25	$1.4 \times 10^8$	FP/ABS/SST; $E_a = 5.0$ kJ/mol (20-78°C); $\Delta S^\ddagger =$ -100 J/mol·K; EX; [Q] = (1-50) $\times 10^{-5}$ mol/L; $\tau$ constant at higher [Q]	747293
	Hexachloroethane	Benzene		25	$3.8 \times 10^4$	FP/ABS/SST; see also 85E593	82A389
29.4.12.	1-Methoxy-4-nitrobenzene	Benzene		25	$1.0 \times 10^9$	FP/ABS/SST; $E_a = 2.1$ kJ/mol (20-78°C); $\Delta S^\ddagger =$ -59 J/mol·K; EX; [Q] = (1-50) $\times 10^{-5}$ mol/L; $\tau$ increases at higher [Q]	747293
29.4.13.	Naphthacene	Benzene	0.01 mol/L 4-nitrotoluene		$5.1 \times 10^8$	FP/ABS/SST; ET; S* is an exciplex with nitrotoluene	72E284
29.4.14.	4-Nitroaniline	Benzene		25	$1.2 \times 10^8$	FP/ABS/SST; $E_a = 3.1$ kJ/mol (20-78°C); $\Delta S^\ddagger =$ -71 J/mol·K; EX; [Q] = (1-50) $\times 10^{-5}$ mol/L; nonlinear S-V plot at higher [Q]	747293
29.4.15.	9-Nitroanthracene	Benzene		25	$4.5 \times 10^9$	FP/ABS/SST; EX; [Q] = (1-50) $\times 10^{-5}$ mol/L; nonlinear S-V plot at higher [Q]	747293
29.4.16.	4-Nitrobenzaldehyde	Benzene		25	$3.4 \times 10^9$	FP/ABS/SST; $E_a = 1.5$ kJ/mol (20-78°C); $\Delta S^\ddagger =$ -71 J/mol·K; EX; [Q] = (1-50) $\times 10^{-5}$ mol/L; nonlinear S-V plot at higher [Q]	747293

TABLE 29. Quenching of excited zinc complexes—Continued

No.	Quencher	Solvent	Solution Medium	$T/^\circ\text{C}$	$k_q$ /L mol <sup>-1</sup> s <sup>-1</sup>	Comments	Ref.
<b>29.4. Zn(etiochlorophyll <i>a</i>) triplet]—Continued</b>							
29.4.17.	Nitrobenzene	Benzene		25	$2.0 \times 10^9$	FP/ABS/SST; $E_a = 3.9$ kJ/mol (20-78°C); $\Delta S^\ddagger = -67$ J/mol·K; EX; [Q] = $(1.50) \times 10^{-5}$ mol/L; $\tau$ constant at higher [Q]	747293
29.4.18.	<i>trans</i> -4-Nitro- $\beta$ -methylstilbene	Benzene		25	$2.0 \times 10^9$	FP/ABS/SST; EX; [Q] = $(1.50) \times 10^{-5}$ mol/L; nonlinear S-V plot at higher [Q]	747293
29.4.19.	<i>cis</i> -4-Nitrostilbene	Benzene			$1.7 \times 10^9$	FP/ABS/SST; EX	707320
29.4.20.	<i>trans</i> -4-Nitrostilbene	Benzene		25	$1.6 \times 10^9$	FP/ABS/SST; $E_a = 5.6$ kJ/mol (20-78°C); $\Delta S^\ddagger = -71$ J/mol·K; EX; [Q] = $(1.50) \times 10^{-5}$ mol/L; same $k_q$ from same lab in 707320; $\tau$ increases at higher [Q]	747293
29.4.21.	4-Nitrotoluene	Benzene		25	$3.0 \times 10^9$	FP/ABS/SST; $E_a = 2.0$ kJ/mol (20-78°C); $\Delta S^\ddagger = -71$ J/mol·K; EX; [Q] = $(1.50) \times 10^{-5}$ mol/L; same $k_q$ from same lab in 72E284; $\tau$ increases at higher [Q]	747293
	4-Nitrotoluene	Benzene		25	$3.3 \times 10^9$	FP/ABS/SST; EX?; see also 85E593	82A389
	4-Nitrotoluene	Benzene	0.01 mol/L MF		$2 \times 10^8$	FP/ABS/SST; OT?	72E284
	4-Nitrotoluene	MF			$1.3 \times 10^8$	FP/ABS/SST; OT?	72E284
29.4.22.	Perylene	Benzene	0.01 mol/L 4-nitrotoluene		$1.3 \times 10^9$	FP/ABS/SST; ET; $S^*$ is an exciplex with nitrotoluene	72E284
29.4.23.	1,2,4,5-Tetrachlorobenzene	Benzene		25	$\leq 1 \times 10^3$	FP/ABS/SST; see also 85E593	82A389
<b>29.5. Zn(mesoporphyrin IX dimethyl ester) [singlet]</b>							
<i>Organic Quenchers</i>							
29.5.1.	<i>cis</i> -4,4'-Dinitrostilbene	Benzene			$8.1 \times 10^9$	SS/LUM; $\tau_0 = 4.3$ ns (67E121); EX; nonlinear S-V plot at high [Q]	707320
	<i>cis</i> -4,4'-Dinitrostilbene	EtOH			$1.3 \times 10^{10}$	SS/LUM; $\tau_0 = 4.3$ ns (67E121); EX; nonlinear S-V plot at high [Q]	707320

TABLE 29. Quenching of excited zinc complexes—Continued

No.	Quencher	Solvent	Solution Medium	$T/^\circ\text{C}$	$k_q$ /L mol <sup>-1</sup> s <sup>-1</sup>	Comments	Ref.
<b>29.5. Zn(meso:porphyrin IX dimethyl ester) [singlet]—Continued</b>							
29.5.2.	<i>cis</i> -4-Nitrostilbene	Benzene			$3.9 \times 10^9$	SS/LUM; $\tau_0 = 4.3$ ns (67E121); EX; nonlinear S-V plot at high [Q]	707320
	<i>cis</i> -4-Nitrostilbene	EtOH			$7.2 \times 10^9$	SS/LUM; $\tau_0 = 4.3$ ns (67E121); EX; nonlinear S-V plot at high [Q]	707320
<b>29.6. Zn(mesoporphyrin IX dimethyl ester) [triplet]</b>							
<i>Inorganic Quenchers</i>							
29.6.1.	O <sub>2</sub>	Toluene			$3.4 \times 10^9$	LP/ABS/SST; ET; [Q] = 0.0011 mol/L	81E738
<b>29.7. Zn[5-(1-methylpyridinium-4-yl)-10,15,20-tris(4-tolyl)porphyrin]<sup>+</sup></b>							
<i>Organic Quenchers</i>							
29.7.1.	MV <sup>2+</sup>	EtOH			$2.1 \times 10^7$	FP/ABS/SST; $\tau_0 = 0.57$ ms; OT; $f = 0.11$	82A161
<b>29.8. Zn(2,3,7,8,12,13,17,18-octaethylporphyrin) [singlet]</b>							
<i>Organic Quenchers</i>							
29.8.1.	Acrylamide	AN			$5.7 \times 10^8$	SS/LUM; $\tau_0^{\text{air}} = 2.1$ ns (MS/LUM/PM)	84F091
29.8.2.	1-Aminonaphthalene	AN			$2.5 \times 10^9$	SS/LUM; $\tau_0^{\text{air}} = 2.1$ ns (MS/LUM/PM); RT	84F091
29.8.3.	2-Aminophenol	AN			$3.5 \times 10^8$	SS/LUM; $\tau_0^{\text{air}} = 2.1$ ns (MS/LUM/PM); RT	84F091
29.8.4.	9,10-Anthraquinone	Toluene			$2.0 \times 10^{10}$	SS/LUM; $\tau_0^{\text{air}} = 1.9$ ns (MS/LUM/PM)	84F091
29.8.5.	Benzaldehyde	AN			$1.6 \times 10^6$	SS/LUM, MS/LUM/PM; $\tau_0^{\text{air}} = 2.1$ ns (MS/LUM/PM); OT	84F091
	Benzaldehyde	Toluene			$1.0 \times 10^6$	SS/LUM; $\tau_0^{\text{air}} = 1.9$ ns (MS/LUM/PM)	84F091
29.8.6.	Benzoic acid	AN			$7 \times 10^8$	SS/LUM; $\tau_0^{\text{air}} = 2.1$ ns (MS/LUM/PM)	84F091
29.8.7.	1,4-Benzoquinone	AN			$1.8 \times 10^{10}$	SS/LUM, MS/LUM/PM; $\tau_0^{\text{air}} = 2.1$ ns (MS/LUM/PM); OT	84F091
	1,4-Benzoquinone	Toluene			$2.2 \times 10^{10}$	SS/LUM, MS/LUM/PM; $\tau_0^{\text{air}} = 1.9$ ns (MS/LUM/PM)	84F091
29.8.8.	1,4-Diaminobenzene	AN			$1.0 \times 10^{10}$	SS/LUM; $\tau_0^{\text{air}} = 2.1$ ns (MS/LUM/PM); RT	84F091

TABLE 29. Quenching of excited zinc complexes—Continued

No.	Quencher	Solvent	Solution Medium	T/°C	$k_q$ /L mol <sup>-1</sup> s <sup>-1</sup>	Comments	Ref.
<b>29.8. Zn(2,3,7,8,12,13,17,18-octaethylporphyrin) [singlet]—Continued</b>							
29.8.9.	<i>N,N</i> -Diethylaniline	AN			$7 \times 10^8$	SS/LUM; $\tau_0^{\text{air}} = 2.1$ ns (MS/LUM/PM); RT?	84F091
	<i>N,N</i> -Diethylaniline	Toluene			$6 \times 10^8$	SS/LUM; $\tau_0^{\text{air}} = 1.9$ ns (MS/LUM/PM)	84F091
29.8.10.	1,4-Dihydroxybenzene	AN			$1.7 \times 10^9$	SS/LUM; $\tau_0^{\text{air}} = 2.1$ ns (MS/LUM/PM)	84F091
29.8.11.	3,4-Dimethylphenol	AN			$1.8 \times 10^9$	SS/LUM; $\tau_0^{\text{air}} = 2.1$ ns (MS/LUM/PM); RT	84F091
29.8.12.	Naphthalene	AN			$<1 \times 10^7$	SS/LUM; $\tau_0^{\text{air}} = 2.1$ ns (MS/LUM/PM)	84F091
29.8.13.	1-Naphthol	AN			$1.3 \times 10^9$	SS/LUM; $\tau_0^{\text{air}} = 2.1$ ns (MS/LUM/PM)	84F091
29.8.14.	1,4-Naphthoquinone	AN			$2.0 \times 10^{13}$	SS/LUM; $\tau_0^{\text{air}} = 2.1$ ns (MS/LUM/PM); OT	84F091
	1,4-Naphthoquinone	Toluene			$1.7 \times 10^{13}$	SS/LUM; $\tau_0^{\text{air}} = 1.9$ ns (MS/LUM/PM)	84F091
29.8.15.	Phenol	AN			$3.3 \times 10^8$	SS/LUM; $\tau_0^{\text{air}} = 2.1$ ns (MS/LUM/PM)	84F091
29.8.16.	Tetramethyl-1,4-benzoquinone	AN			$1.6 \times 10^{10}$	SS/LUM; $\tau_0^{\text{air}} = 2.1$ ns (MS/LUM/PM); OT	84F091
	Tetramethyl-1,4-benzoquinone	Toluene			$1.0 \times 10^{10}$	SS/LUM; $\tau_0^{\text{air}} = 1.9$ ns (MS/LUM/PM)	84F091
<b>29.9. Zn(2,3,7,8,12,13,17,18-octaethylporphyrin) [triplet]</b>							
<i>Inorganic Quenchers</i>							
29.9.1.	Zn(OEP)	1,2-C <sub>2</sub> H <sub>4</sub> Cl <sub>2</sub>		25	$2.0 \times 10^8$	LP/ECM/AVE; OT or RT; see Mech. [8]	80A023
	Zn(OEP)	1,2-Dichloro- benzene		25	$2.7 \times 10^8$	LP/ECM/AVE; OT or RT; see Mech. [8]	80A023
	Zn(OEP)	1-Chloro- naphthalene		25	$2.0 \times 10^6$	LP/ECM/AVE; OT or RT; see Mech. [8]	80A023
	Zn(OEP)	AN		25	$2.0 \times 10^6$	LP/ECM/AVE; $\tau_0 = \sim 16$ ms; OT or RT; see Mech. [8]	80A023
	Zn(OEP)	Anisole		25	$2.3 \times 10^8$	LP/ECM/AVE; OT or RT; see Mech. [8]	80A023
	Zn(OEP)	Benzene		25	$\sim 2 \times 10^8$	LP/ECM/AVE; OT or RT; see Mech. [8]	80A023

TABLE 29. Quenching of excited zinc complexes—Continued

No.	Quencher	Solvent	Solution Medium	$T/^\circ\text{C}$	$k_q$ /L mol <sup>-1</sup> s <sup>-1</sup>	Comments	Ref.
<b>29.9. Zn(2,3,7,8,12,13,17,18-octaethylporphyrin) [triplet]—Continued</b>							
	Zn(OEP)		Butyronitrile	25	$2.2 \times 10^8$	LP/ECM/AVE; OT or RT; see Mech. [8]	80A023
	Zn(OEP)		DMSO	25	$4.0 \times 10^8$	LP/ECM/AVE; OT or RT; see Mech. [8]	80A023
	Zn(OEP)		Di- <i>i</i> -propyl ether	25	$2.3 \times 10^8$	LP/ECM/AVE; OT or RT; see Mech. [8]	80A023
	Zn(OEP)		Di- <i>n</i> -pentyl ether	25	$1.8 \times 10^8$	LP/ECM/AVE; OT or RT; see Mech. [8]	80A023
	Zn(OEP)		Di- <i>n</i> -butyl ether	25	$1.8 \times 10^8$	LP/ECM/AVE; OT or RT; see Mech. [8]	80A023
	Zn(OEP)		Diethyl ether	25	$2.0 \times 10^8$	LP/ECM/AVE; OT or RT; see Mech. [8]	80A023
	Zn(OEP)		Ethyl acetate	25	$1.6 \times 10^8$	LP/ECM/AVE; OT or RT; see Mech. [8]	80A023
	Zn(OEP)		MP	25	$1.4 \times 10^8$	LP/ECM/AVE; OT or RT; see Mech. [8]	80A023
	Zn(OEP)		Propionitrile	25	$2.3 \times 10^8$	LP/ECM/AVE; OT or RT; see Mech. [8]	80A023
	Zn(OEP)		THF	25	$1.6 \times 10^8$	LP/ECM/AVE; OT or RT; see Mech. [8]	80A023
	Zn(OEP)		Toluene	24	$1.1 \times 10^7$	LP/ABS/SST (decay of delayed fluorescence); [Q] $\leq$ $9 \times 10^{-6}$ mol/L; $k_q = \sim 2$ $\times 10^8$ L mol <sup>-1</sup> s <sup>-1</sup> at 25 °C with LP/ECM/AVE (see Mech. [8] in 80A023)	82E152
	Zn(OEP)		<i>N</i> -Methyl valeronitrile	25	$2.2 \times 10^8$	LP/ECM/AVE; OT or RT; see Mech. [8]	80A023
<i>Organic Quenchers</i>							
29.9.2.	1,4-Benzoquinone		Toluene	-50	$3.0 \times 10^9$	LP/ABS/SST (decay of delayed fluorescence); OT; [Q] = $(9.5-25) \times 10^{-8}$ mol/L	82E152
	1,4-Benzoquinone		Toluene	-25	$5.0 \times 10^9$	LP/ABS/SST (decay of delayed fluorescence); OT; [Q] = $(9.5-25) \times 10^{-8}$ mol/L	82E152

TABLE 29. Quenching of excited zinc complexes—Continued

No.	Quencher	Solvent	Solution Medium	T/°C	$k_q$ /L mol <sup>-1</sup> s <sup>-1</sup>	Comments	Ref.
<b>29.9. Zn(2,3,7,8,12,13,17,18-octaethylporphyrin) [triplet]—Continued</b>							
	1,4-Benzoquinone	Toluene		0	$6.7 \times 10^9$	LP/ABS/SST (decay of delayed fluorescence); OT; [Q] = $(9.5-25) \times 10^{-8}$ mol/L	82E152
	1,4-Benzoquinone	Toluene		24	$9.0 \times 10^9$	LP/ABS/SST (decay of delayed fluorescence); $E_a = 9.4$ kJ/mol (-50 to 24°C); OT; [Q] = $(9.5-25) \times 10^{-8}$ mol/L	82E152
29.9.3.	1-Chloro-4-nitrobenzene	Benzene		25	$1.3 \times 10^9$	FP/ABS/SST; EX; [Q] = $(1-50) \times 10^{-5}$ mol/L; nonlinear S-V plot at higher [Q]	747293
29.9.4.	DDT	Benzene		25	$3 \times 10^7$	FP/ABS/SST; $E_a = 13$ kJ/mol (20-78°C); $\Delta S^\ddagger = -67$ J/mol·K; EX; [Q] = $(1-50) \times 10^{-5}$ mol/L; $\tau$ constant at higher [Q]	747293
29.9.5.	Hexachlorobenzene	Benzene		25	$4 \times 10^7$	FP/ABS/SST; $E_a = 46$ kJ/mol (20-78°C); EX; [Q] = $(1-50) \times 10^{-5}$ mol/L; nonlinear S-V plot at higher [Q]	747293
29.9.6.	Hexachloroethane	Benzene		25	$7.1 \times 10^8$	FP/ABS/SST; EX; [Q] = $(1-50) \times 10^{-5}$ mol/L; $\tau$ constant at higher [Q]	747293
29.9.7.	1-Methoxy-4-nitrobenzene	Benzene		25	$8 \times 10^8$	FP/ABS/SST; EX; [Q] = $(1-50) \times 10^{-5}$ mol/L; nonlinear S-V plot at higher [Q]	747293
29.9.8.	4-Nitroaniline	Benzene		25	$6 \times 10^7$	FP/ABS/SST; EX; [Q] = $(1-50) \times 10^{-5}$ mol/L; nonlinear S-V plot at higher [Q]	747293
29.9.9.	4-Nitrotoluene	Benzene		25	$1.9 \times 10^9$	FP/ABS/SST; EX; [Q] = $(1-50) \times 10^{-5}$ mol/L; nonlinear S-V plot at higher [Q]	747293

TABLE 29. Quenching of excited zinc complexes—Continued

No.	Quencher	Solvent	Solution Medium	$T/^\circ\text{C}$	$k_q$ /L mol <sup>-1</sup> s <sup>-1</sup>	Comments	Ref.
<b>29.10. Zn[5-phenyl-10,15,20-tris(4-sulfonatophenyl)porphyrin]<sup>3-</sup></b>							
<i>Organic Quenchers</i>							
29.10.1.	<i>N,N'</i> -Bis(3-sulfonato-1-propyl)- (v.o <sup>2+</sup> ) zwitterion	H <sub>2</sub> O	$\mu = 0$ (extrap'd; NaCl)		$2.6 \times 10^9$	LP/ABS/SST; $\tau_0 = 1.6$ ms; OT; [Q] = $4.9 \times 10^{-4}$ mol/L	85A101
29.10.2.	<i>N,N'</i> -Dimethyl-bpy <sup>2+</sup>	H <sub>2</sub> O	0.02 mol/L Pbuf; pH 7.0		$2.5 \times 10^9$	LP/ABS/SST; $\tau_0 = 1.6$ ms (84A184); OT	85F030
29.10.3.	DQ <sup>2+</sup>	H <sub>2</sub> O	0.02 mol/L Pbuf; pH 7.0		$9.9 \times 10^9$	LP/ABS/SST; $\tau_0 = 1.6$ ms (84A184); OT	85F030
29.10.4.	2-Mercaptoethanol	H <sub>2</sub> O			$\sim 5 \times 10^4$	LP/ABS/SST; $\tau_0 = 1.6$ ms; RT?	85A101
29.10.5.	MV <sup>2+</sup>	H <sub>2</sub> O	$\mu = 0$ (extrap'd; NaCl)		$1.5 \times 10^{10}$	LP/ABS/SST; $\tau_0 = 1.6$ ms; OT; [Q] = $4.9 \times 10^{-5}$ mol/L	85A101
	MV <sup>2+</sup>	H <sub>2</sub> O	0.02 mol/L Pbuf; pH 7.0		$1.5 \times 10^{10}$	LP/ABS/SST; $\tau_0 = 1.6$ ms (84A184); OT	85F030
29.10.6.	<i>N,N'</i> -(Tetramethylene)-bpy <sup>2+</sup>	H <sub>2</sub> O	0.02 mol/L Pbuf; pH 7.0		$5.3 \times 10^9$	LP/ABS/SST; $\tau_0 = 1.6$ ms (84A184); OT	85F030
29.10.7.	<i>N,N'</i> -(Trimethylene)-bpy <sup>2+</sup>	H <sub>2</sub> O	0.02 mol/L Pbuf; pH 7.0		$8.7 \times 10^9$	LP/ABS/SST; $\tau_0 = 1.6$ ms (84A184); OT	85F030
<b>29.11. Zn(phthalocyanine)</b>							
<i>Inorganic Quenchers</i>							
29.11.1.	Co(bpy) <sub>3</sub> <sup>3+</sup>	DMA/H <sub>2</sub> O (2.3/1)		$\sim 15$	$2.2 \times 10^7$	LP/ABS/AVE; ET?; [Q] < 0.001 mol/L	84A122
29.11.2.	Co(bpy) <sub>3</sub> <sup>3+</sup>	DMA/H <sub>2</sub> O (2.3/1)		$\sim 15$	$2.8 \times 10^8$	LP/ABS/AVE; OT; $f =$ 0.51; [Q] < $2 \times 10^{-4}$ mol/L	84A122
29.11.3.	Co(phen) <sub>3</sub> <sup>3+</sup>	DMA/H <sub>2</sub> O (2.3/1)		$\sim 15$	$3.3 \times 10^7$	LP/ABS/AVE; ET?; [Q] < 0.001 mol/L	84A122
29.11.4.	Co(phen) <sub>3</sub> <sup>3+</sup>	DMA/H <sub>2</sub> O (2.3/1)		$\sim 15$	$3.4 \times 10^8$	LP/ABS/AVE; OT; $f =$ 0.56; [Q] < $2 \times 10^{-4}$ mol/L	84A122
29.11.5.	Co(terpy) <sub>2</sub> <sup>2+</sup>	DMA/H <sub>2</sub> O (2.3/1)		$\sim 15$	$1.3 \times 10^8$	LP/ABS/AVE; ET?; [Q] < 0.001 mol/L	84A122
29.11.6.	Co(terpy) <sub>2</sub> <sup>3+</sup>	DMA/H <sub>2</sub> O (2.3/1)		$\sim 15$	$5.0 \times 10^8$	LP/ABS/AVE; OT; $f =$ 0.75; [Q] < $2 \times 10^{-4}$ mol/L	84A122
	Co(terpy) <sub>2</sub> <sup>3+</sup>	DMA/H <sub>2</sub> O (2.3/1)	$\mu = 1-1.5$ (MgCl <sub>2</sub> or NaClO <sub>4</sub> )		$5.3 \times 10^8$	LP/ABS/SST; $\tau_0 = 0.20$ ms; OT; $f = 0.70$	82A290

TABLE 29. Quenching of excited zinc complexes—Continued

No.	Quencher	Solvent	Solution Medium	$T/^{\circ}\text{C}$	$k_q$ /L mol <sup>-1</sup> s <sup>-1</sup>	Comments	Ref.
<b>29.11. Zn(phthalocyanine)—Continued</b>							
	Co(terpy) <sub>2</sub> <sup>3+</sup>	DMA/H <sub>2</sub> O (2.3/1)	0.01 mcl/L HClO <sub>4</sub> ; $\mu$ = 1-1.5 (MgCl <sub>2</sub> or NaClO <sub>4</sub> )		$1.4 \times 10^8$	LP/ABS/SST; $\tau_0$ = 0.20 ms; OT; $f$ = 0.37	82A290
29.11.7.	Fe(C <sub>5</sub> H <sub>5</sub> ) <sub>2</sub> <sup>+</sup>	DMA/H <sub>2</sub> O (2.3/1)	0.01 mcl/L HClO <sub>4</sub> ; $\mu$ = 1-1.5 (MgCl <sub>2</sub> or NaClO <sub>4</sub> )		$1.0 \times 10^9$	LP/ABS/SST; $\tau_0$ = 0.20 ms; OT; $f$ = 0	82A290
29.11.8.	Fe(CN) <sub>6</sub> <sup>3-</sup>	DMA/H <sub>2</sub> O (2.3/1)	$\mu$ = 1-1.5 (MgCl <sub>2</sub> or NaC.O. <sub>4</sub> )		$1.9 \times 10^7$	LP/ABS/SST; $\tau_0$ = 0.20 ms; OT; $f$ = 0	82A290
	Fe(CN) <sub>6</sub> <sup>3-</sup>	DMA/H <sub>2</sub> O (2.3/1)	0.01 mcl/L HClO <sub>4</sub> ; $\mu$ = 1-1.5 (MgCl <sub>2</sub> or NaClO <sub>4</sub> )		$2.9 \times 10^8$	LP/ABS/SST; $\tau_0$ = 0.20 ms; OT; $f$ = 0	82A290
<i>Organic Quenchers</i>							
29.11.9.	1,4-Benzoquinone	DMA/H <sub>2</sub> O (2.3/1)	$\mu$ = 1-1.5 (MgCl <sub>2</sub> or NaC.O. <sub>4</sub> )		$5.0 \times 10^8$	LP/ABS/SST; $\tau_0$ = 0.20 ms; OT; $f$ = 0.78	82A290
	1,4-Benzoquinone	DMA/H <sub>2</sub> O (2.3/1)	0.01 mcl/L HClO <sub>4</sub> ; $\mu$ = 1-1.5 (MgCl <sub>2</sub> or NaClO <sub>4</sub> )		$5.0 \times 10^8$	LP/ABS/SST; $\tau_0$ = 0.20 ms; OT; $f$ = 0.90	82A290
29.11.10.	MV <sup>2+</sup>	DMA/H <sub>2</sub> O (2.3/1)	$\mu$ = 1-1.5 (MgCl <sub>2</sub> or NaC.O. <sub>4</sub> )		$3.6 \times 10^6$	LP/ABS/SST; $\tau_0$ = 0.20 ms; OT; $f$ = 1.0	82A290
	MV <sup>2+</sup>	DMA/H <sub>2</sub> O (2.3/1)	0.01 mcl/L HClO <sub>4</sub> ; $\mu$ = 1-1.5 (MgCl <sub>2</sub> or NaClO <sub>4</sub> )		$5 \times 10^5$	LP/ABS/SST; $\tau_0$ = 0.20 ms; OT; $f$ = 0.43	82A290
	MV <sup>2+</sup>	DMF/H <sub>2</sub> O (9/1)			$5.5 \times 10^7$	LP/ABS/AVE; $\tau_0$ = 0.18 ms; OT; $f$ = 0.62	84A272
29.11.11.	1,4-Naphthoquinone	DMA/H <sub>2</sub> O (2.3/1)	0.01 mcl/L HClO <sub>4</sub> ; $\mu$ = 1-1.5 (MgCl <sub>2</sub> or NaClO <sub>4</sub> )		$3 \times 10^7$	LP/ABS/SST; $\tau_0$ = 0.20 ms; OT	82A290
29.11.12.	Tetrachloro-1,4-benzoquinone	DMA/H <sub>2</sub> O (2.3/1)	$\mu$ = 1-1.5 (MgCl <sub>2</sub> or NaC.O. <sub>4</sub> )		$8.3 \times 10^8$	LP/ABS/SST; $\tau_0$ = 0.20 ms; OT; $f$ = 0.75	82A290
	Tetrachloro-1,4-benzoquinone	DMA/H <sub>2</sub> O (2.3/1)	0.01 mcl/L HClO <sub>4</sub> ; $\mu$ = 1-1.5 (MgCl <sub>2</sub> or NaClO <sub>4</sub> )		$1.3 \times 10^9$	LP/ABS/SST; $\tau_0$ = 0.20 ms; OT; $f$ = 0.27	82A290



TABLE 29. Quenching of excited zinc complexes—Continued

No.	Quencher	Solvent	Solution Medium	$T/^\circ\text{C}$	$k_q$ /L mol <sup>-1</sup> s <sup>-1</sup>	Comments	Ref.
<b>29.11. Zn(phthalocyanine)—Continued</b>							
29.11.13.	2,4,7-Trinitro-9-fluorenone	DMA/H <sub>2</sub> O (2.3/1)	0.01 mol/L HClO <sub>4</sub> ; $\mu = 1-1.5$ (MgCl <sub>2</sub> or NaClO <sub>4</sub> )		$1.0 \times 10^9$	LP/ABS/SST; $\tau_0 = 0.20$ ms; OT; $f = 0$	82A290
<b>29.12. Zn(protoporphyrin)</b>							
	<i>Inorganic Quenchers</i>						
29.12.1.	O <sub>2</sub>	EtOH/H <sub>2</sub> O (1.2/1)	0.001 mol/L Pbuf; pH 8		$8 \times 10^9$	LP/LUM/AVE (decay of delayed fluorescence); $\tau_0 =$ 1.3 ms; [Q] = (2-12) $\times$ $10^{-7}$ mol/L	86E020
29.12.2.	Zn(protoporphyrin)	EtOH/H <sub>2</sub> O (1.2/1)	0.001 mol/L Pbuf; pH 8		$4 \times 10^7$	LP/LUM/AVE (decay of delayed fluorescence); $\tau_0 =$ $\sim 3$ ms; $\tau_0$ extrap'd to [S] = 0	86E020
	<i>Organic Quenchers</i>						
29.12.3.	1,4-Benzoquinone	EtOH			$7 \times 10^9$	LP/LUM/AVE (decay of delayed fluorescence); $\tau_0 =$ 0.28 ms	86E020
29.12.4.	Naphthoquinone sulfonate	EtOH/H <sub>2</sub> O (1.2/1)	0.001 mol/L Pbuf; pH 8		$8 \times 10^8$	LP/LUM/AVE (decay of delayed fluorescence); $\tau_0 =$ 1.3 ms	86E020
<b>29.13. Zn(tetrabenzoporphyrin)</b>							
	<i>Inorganic Quenchers</i>						
29.13.1.	Yb(etioporphyrin I) <sup>+</sup>	py			$4 \times 10^7$	FP/ABS/SST; ET	76E693
<b>29.14. Zn[tetrakis(4-tert-butyl)phthalocyanine]</b>							
	<i>Organic Quenchers</i>						
29.14.1.	Tetrachloro-1,4-benzoquinone	Hexane			$8 \times 10^9$	FP/ABS/SST	80F472
<b>29.15. Zn[5,10,15,20-tetrakis(1-methylpyridinium-3-yl)porphyrin]<sup>4+</sup></b>							
	<i>Inorganic Quenchers</i>						
29.15.1.	Co(EDTA) <sup>-</sup>	H <sub>2</sub> O			$5.4 \times 10^9$	LP/ABS/SST; $f = 0.04$ ; [Q] = (2-5) $\times 10^{-4}$ mol/L; OT?	85A430
29.15.2.	Co(EDTA) <sup>2-</sup>	H <sub>2</sub> O			$1.5 \times 10^9$	LP/ABS/SST; [Q] = (2-8) $\times 10^{-4}$ mol/L	85A430
29.15.3.	Cu <sup>2+</sup>	H <sub>2</sub> O			$1.5 \times 10^6$	LP/ABS/SST; $\tau_0 = 1.8$ ms; CD; [Q] = 0.001-0.008 mol/L	84A264
29.15.4.	Fe <sup>3+</sup>	H <sub>2</sub> O	0.02 mol/L HCl; 0.02 mol/L KCl; pH 1.8		$6.3 \times 10^7$	LP/ABS/SST; OT; $f = 1$ ; [Q] = 0.001 mol/L	85A430

TABLE 29. Quenching of excited zinc complexes—Continued

No.	Quencher	Solvent	Solution Medium	$T/^{\circ}\text{C}$	$k_q$ /L mol <sup>-1</sup> s <sup>-1</sup>	Comments	Ref.
<b>29.15. Zn[5,10,15,20-tetrakis(1-methylpyridinium-3-yl)porphyrin]<sup>4+</sup>—Continued</b>							
29.15.5.	O <sub>2</sub>	H <sub>2</sub> O			$1.2 \times 10^9$	LP/ABS/SST; $\tau_0 = 1.8$ ms; $p_{\text{O}_2} = 2 \times 10^4$ Pa	84A264
<i>Organic Quenchers</i>							
29.15.6.	<i>N,N'</i> -Diheptyl-vio <sup>2+</sup>	H <sub>2</sub> O			$5.0 \times 10^6$	LP/ABS/SST; OT; [Q] = 0.001, 0.002 mol/L; nonlinear S-V plot; $k_q$ cal'd from the initial slope	85A430
29.15.7.	EDTA	H <sub>2</sub> O			$3.7 \times 10^5$	LP/ABS/SST; $\tau_0 = 1.8$ ms; RT; [Q] = 0.005 mol/L	84A264
29.15.8.	MV <sup>2+</sup>	H <sub>2</sub> O			$2.0 \times 10^6$	LP/ABS/SST; $\tau_0 = 1.9$ ms; OT; [Q] = (2-50) $\times 10^{-4}$ mol/L; nonlinear S-V plot at higher [Q]	86A174
	MV <sup>2+</sup>	H <sub>2</sub> O	$\mu = 0$ (extrap'd)		$1.0 \times 10^6$	LP/ABS/SST; $\tau_0 = 1.8$ ms; OT; [Q] = (5-100) $\times 10^{-4}$ mol/L	84A264
	MV <sup>2+</sup>	H <sub>2</sub> O	$\mu = 0$ (extrap'd, NaCl)		$1.9 \times 10^6$	LP/ABS/SST; $\tau_0 = 1.8$ ms; OT; [Q] = 0.001 mol/L	84A264
	MV <sup>2+</sup>	H <sub>2</sub> O	0.01 mol/L NaCl		$4.8 \times 10^6$	LP/ABS/SST; $\tau_0 = 1.8$ ms; OT; [Q] = 0.001 mol/L	84A264
	MV <sup>2+</sup>	H <sub>2</sub> O	0.02 mol/L NaCl		$7.6 \times 10^6$	LP/ABS/SST; $\tau_0 = 1.8$ ms; OT; [Q] = 0.001 mol/L	84A264
	MV <sup>2+</sup>	H <sub>2</sub> O	0.05 mol/L NaCl		$1.2 \times 10^7$	LP/ABS/SST; $\tau_0 = 1.8$ ms; OT; [Q] = 0.001 mol/L	84A264
	MV <sup>2+</sup>	H <sub>2</sub> O	0.08 mol/L NaCl		$2.2 \times 10^7$	LP/ABS/SST; $\tau_0 = 1.8$ ms; OT; [Q] = 0.001 mol/L	84A264
	MV <sup>2+</sup>	H <sub>2</sub> O	0.1 mol/L NaCl		$2.4 \times 10^7$	LP/ABS/SST; $\tau_0 = 1.8$ ms; OT; [Q] = 0.001 mol/L	84A264
	MV <sup>2-</sup>	H <sub>2</sub> O	6% dextran		$2.0 \times 10^6$	LP/ABS/SST; $\tau_0 = 0.85$ ms; OT; [Q] = (2-200) $\times$ $10^{-4}$ mol/L	86A174
	MV <sup>2-</sup>	H <sub>2</sub> O	20% dextran		$1.4 \times 10^6$	LP/ABS/SST; $\tau_0 = 0.79$ ms; OT; [Q] = (2-200) $\times$ $10^{-4}$ mol/L	86A174
	MV <sup>2-</sup>	H <sub>2</sub> O	42% dextran		$4.2 \times 10^5$	LP/ABS/SST; $\tau_0 = 1.3$ ms; OT; [Q] = (2-200) $\times 10^{-4}$ mol/L	86A174

TABLE 29. Quenching of excited zinc complexes—Continued

No.	Quencher	Solvent	Solution Medium	T/°C	$k_q$ /L mol <sup>-1</sup> s <sup>-1</sup>	Comments	Ref.
29.15.	Zn[5,10,15,20-tetrakis(1-methylpyridinium-3-yl)porphyrin] <sup>4+</sup> —Continued MV <sup>2+</sup>	H <sub>2</sub> O	45% dextran		$1.9 \times 10^6$	LP/ABS/SST; $\tau_0 = 1.4$ ms; OT; [Q] = (2-200) $\times 10^{-4}$ mol/L	86A174
	MV <sup>2+</sup>	H <sub>2</sub> O	47% dextran		$1.9 \times 10^6$	LP/ABS/SST; $\tau_0 = 1.5$ ms; OT; [Q] = (2-200) $\times 10^{-4}$ mol/L	86A174
29.16.	Zn[5,10,15,20-tetrakis(1-methylpyridinium-4-yl)porphyrin] <sup>4+</sup> [singlet] <i>Organic Quenchers</i>						
29.16.1.	<i>N,N'</i> -Bis(3-sulfonato-1-propyl)- (vio <sup>2+</sup> ) zwitterion	H <sub>2</sub> O		25	$7.1 \times 10^{10}$	SS/LUM; OT	86N075
29.17.	Zn[5,10,15,20-tetrakis(1-methylpyridinium-4-yl)porphyrin] <sup>4+</sup> [triplet] <i>Inorganic Quenchers</i>						
29.17.1.	Co(NH <sub>3</sub> ) <sub>5</sub> Cl <sup>2+</sup>	H <sub>2</sub> O			$1.5 \times 10^8$	FP/ABS/SST; $\tau_0 = 1.2$ ms; OT; same $k_q$ at pH 5 with FP/ABS/SST and $\tau_0 =$ 0.66 ms from same lab in 82A199	83A133
29.17.2.	Fe <sup>3+</sup>	H <sub>2</sub> O			$1.9 \times 10^8$	FP/ABS/SST; $\tau_0 = 1.2$ ms; OT; $k_q = 2.2 \times 10^8$ L mol <sup>-1</sup> s <sup>-1</sup> at pH 5 with FP/ABS/SST and $\tau_0 =$ 0.66 ms from same lab in 82A199	83A133
	Fe <sup>3+</sup>	H <sub>2</sub> O	pH 2; $\mu = 0.01$		$1.3 \times 10^{10}$	LP/ABS/SST; OT; $f = 1$	81S157
29.17.3.	S <sub>2</sub> O <sub>8</sub> <sup>2-</sup>	H <sub>2</sub> O			$9.0 \times 10^8$	FP/ABS/SST; $\tau_0 = 1.2$ ms; OT; same $k_q$ at pH 5 with FP/ABS/SST and $\tau_0 =$ 0.66 ms from same lab in 82A199	83A133
	<i>Organic Quenchers</i>						
29.17.4.	<i>N,N'</i> -Bis(3-sulfonato-1-propyl)- (vio <sup>2+</sup> ) zwitterion	H <sub>2</sub> O		25	$2.5 \times 10^8$	LP/ABS/SST; OT; [Q] = (5-40) $\times 10^{-6}$ mol/L	86N075
	<i>N,N'</i> -Bis(3-sulfonato-1-propyl)- (vio <sup>2+</sup> ) zwitterion	H <sub>2</sub> O			$2.0 \times 10^8$	FP/ABS/SST; $\tau_0^{\text{und}} = 3$ ms; OT	84N212
29.17.5.	<i>N,N'</i> -Didodecyl-vio <sup>2+</sup>	H <sub>2</sub> O			$2 \times 10^6$	FP/ABS/SST; $\tau_0^{\text{und}} = 3$ ms; OT	84N212
29.17.6.	<i>N,N'</i> -Dihexyl-vio <sup>2+</sup>	H <sub>2</sub> O			$3 \times 10^6$	FP/ABS/SST; $\tau_0^{\text{und}} = 3$ ms; OT; [Q] $\leq 0.015$ mol/L	84N212
29.17.7.	<i>N,N'</i> -Dipropyl-vio <sup>2+</sup>	H <sub>2</sub> O			$3 \times 10^6$	FP/ABS/SST; $\tau_0^{\text{und}} = 3$ ms; OT	84N212

TABLE 29. Quenching of excited zinc complexes—Continued

No.	Quencher	Solvent	Solution Medium	$T/^{\circ}\text{C}$	$k_q$ /L mol <sup>-1</sup> s <sup>-1</sup>	Comments	Ref.
<b>29.17. Zn[5,10,15,20-tetrakis(1-methylpyridinium-4-yl)porphyrin]<sup>4+</sup> [triplet]—Continued</b>							
29.17.8.	EDTA	H <sub>2</sub> O	PHTHbuf; pH 5; $\mu$ = 0.05 (NaCl)		$1.7 \times 10^5$	FP/ABS/SST; $\tau_0 = 0.66$ ms; RT	81F164
	EDTA	H <sub>2</sub> O			$4 \times 10^5$	LP/ABS/SST; $\tau_0 = 1.3$ ms; RT; [Q] = 0.02 mol/L; Q mainly as monoprotonated arion	80A074
29.17.9.	<i>N</i> -Methyl- <i>N'</i> -tetradecyl-vio <sup>2+</sup>	H <sub>2</sub> O	0.05 mol/L TEOA; pH 7.8	23	$5 \times 10^7$	LP/ABS/SST; OT	83N158
	<i>N</i> -Methyl- <i>N'</i> -tetradecyl-vio <sup>2+</sup>	H <sub>2</sub> O			$1.8 \times 10^7$	LP/ABS/SST; $\tau_0 = 1.3$ ms; OT; $k_q$ at low [Q], where effects of $\mu$ are negligible	81N002
29.17.10.	MV <sup>2+</sup>	H <sub>2</sub> O			$2 \times 10^6$	LP/ABS/SST; $\tau_0 = 1.3$ ms; OT; [Q] = 0.005 mol/L	80A074
	MV <sup>2+</sup>	H <sub>2</sub> O			$1.8 \times 10^7$	FP/ABS/SST; $\tau_0 = 1.2$ ms; OT; same $k_q$ with FP/ABS/SST and $\tau_0 = 0.56$ ms ( $f = 0.83$ ) from same lab in 82A161	83A133
	MV <sup>2+</sup>	H <sub>2</sub> O			$2 \times 10^6$	FP/ABS/SST; $\tau_0^{\text{und}} = 3$ ms; OT	84N212
	MV <sup>2+</sup>	H <sub>2</sub> O	$\mu = 0$ (calc'd)		$2.7 \times 10^5$	FP/ABS/SST; OT	82A161
	MV <sup>2+</sup>	H <sub>2</sub> O	Pbuf; pH 6.9; $\mu = 0$ (calc'd)		$1.6 \times 10^6$	LP/ABS/SST; OT	86A072
	MV <sup>2+</sup>	H <sub>2</sub> O	Pbuf; pH 6.9; $\mu = 0.05$ (NaCl)		$1.4 \times 10^7$	LP/ABS/SST; OT; $f = 0.57$	86A072
	MV <sup>2+</sup>	H <sub>2</sub> O	Pbuf; pH 6.9; $\mu = 0.1$ (NaCl)		$2.0 \times 10^7$	LP/ABS/SST; OT; $f = 0.50$ ; $k_q = 2.9 \times 10^7$ L mol <sup>-1</sup> s <sup>-1</sup> with LP/ABS/SST and [Q] = $(1.10) \times 10^{-4}$ mol/L from same lab in 86S027	86A072
	MV <sup>2+</sup>	H <sub>2</sub> O	0.001 mol/L AQN; Pbuf; pH 6.9; $\mu = 0$ (calc'd)		$1.1 \times 10^6$	LP/ABS/SST; OT	86A072
	MV <sup>2+</sup>	H <sub>2</sub> O	0.001 mol/L AQN; Pbuf; pH 6.9; $\mu = 0.1$ (NaCl)		$3.0 \times 10^7$	LP/ABS/SST; OT; $f = 0.54$	86A072
	MV <sup>2+</sup>	H <sub>2</sub> O	PHTHbuf; pH 5; $\mu = 0.05$ (NaCl)		$1.8 \times 10^7$	FP/ABS/SST; $\tau_0 = 0.66$ ms; OT; $f = \sim 0.8$ ; $\phi = 0.9$	81F164

TABLE 29. Quenching of excited zinc complexes—Continued

No.	Quencher	Solvent	Solution Medium	$T/^{\circ}\text{C}$	$k_q$ /L mol <sup>-1</sup> s <sup>-1</sup>	Comments	Ref.
<b>29.17. Zn[5,10,15,20-tetrakis(1-methylpyridinium-4-yl)porphyrin]<sup>4+</sup> [triplet]—Continued</b>							
29.17.11.	PolyVio3	H <sub>2</sub> O	Pbuf; pH 6.9; $\mu = 0$ (calc'd)		$2.5 \times 10^6$	LP/ABS/SST; OT; [Q] based on viologen units	86A072
	PolyVio3	H <sub>2</sub> O	Pbuf; pH 6.9; $\mu = 0.05$ (NaCl)		$1.1 \times 10^7$	LP/ABS/SST; OT; $f = 0.61$ ; [Q] based on viologen units	86A072
	PolyVio3	H <sub>2</sub> O	Pbuf; pH 6.9; $\mu = 0.1$ (NaCl)		$2.4 \times 10^7$	LP/ABS/SST; OT; $f = 0.86$ ; [Q] based on viologen units	86A072
29.17.12.	PolyVio4	H <sub>2</sub> O	Pbuf; pH 6.9; $\mu = 0$ (calc'd)		$1.3 \times 10^6$	LP/ABS/SST; OT; [Q] based on viologen units	86A072
	PolyVio4	H <sub>2</sub> O	Pbuf; pH 6.9; $\mu = 0.05$ (NaCl)		$2.1 \times 10^7$	LP/ABS/SST; OT; [Q] based on viologen units	86A072
	PolyVio4	H <sub>2</sub> O	Pbuf; pH 6.9; $\mu = 0.1$ (NaCl)		$3.6 \times 10^7$	LP/ABS/SST; OT; $f = 0.85$ ; [Q] based on viologen units	86A072
29.17.13.	PolyVio5	H <sub>2</sub> O	Pbuf; pH 6.9; $\mu = 0$ (calc'd)		$4.6 \times 10^5$	LP/ABS/SST; OT; [Q] based on viologen units	86A072
	PolyVio5	H <sub>2</sub> O	Pbuf; pH 6.9; $\mu = 0.1$ (NaCl)		$2.0 \times 10^7$	LP/ABS/SST; OT; $f = 0.77$ ; [Q] based on viologen units	86A072
29.17.14.	PolyVio6	H <sub>2</sub> O	Pbuf; pH 6.9; $\mu = 0$ (calc'd)		$4.9 \times 10^5$	LP/ABS/SST; OT; [Q] based on viologen units	86A072
	PolyVio6	H <sub>2</sub> O	Pbuf; pH 6.9; $\mu = 0.05$ (NaCl)		$6.3 \times 10^6$	LP/ABS/SST; OT; $f = 0.83$ ; [Q] based on viologen units	86A072
	PolyVio6	H <sub>2</sub> O	Pbuf; pH 6.9; $\mu = 0.1$ (NaCl)		$1.3 \times 10^7$	LP/ABS/SST; OT; $f = 0.96$ ; [Q] based on viologen units	86A072
29.17.15.	PolyVio7	H <sub>2</sub> O	Pbuf; pH 6.9; $\mu = 0$ (calc'd)		$4.4 \times 10^6$	LP/ABS/SST; OT; [Q] based on viologen units	86A072
	PolyVio7	H <sub>2</sub> O	Pbuf; pH 6.9; $\mu = 0.05$ (NaCl)		$1.2 \times 10^7$	LP/ABS/SST; OT; $f = 0.62$ ; [Q] based on viologen units	86A072
	PolyVio7	H <sub>2</sub> O	Pbuf; pH 6.9; $\mu = 0.1$ (NaCl)		$3.0 \times 10^7$	LP/ABS/SST; OT; $f = 0.70$ ; [Q] based on viologen units	86A072
29.17.16.	PolyVio8	H <sub>2</sub> O	Pbuf; pH 6.9; $\mu = 0$ (calc'd)		$4.4 \times 10^6$	LP/ABS/SST; OT; [Q] based on viologen units	86A072

TABLE 29. Quenching of excited zinc complexes—Continued

No.	Quencher	Solvent	Solution Medium	$T/^\circ\text{C}$	$k_q$ /L mol <sup>-1</sup> s <sup>-1</sup>	Comments	Ref.
<b>29.17. Zn[5,10,15,20-tetrakis(1-methylpyridinium-4-yl)porphyrin]<sup>4+</sup> [triplet]—Continued</b>							
	PolyVio8	H <sub>2</sub> O	Pbuf; pH 6.9; $\mu$ = 0.05 (NaCl)		$1.0 \times 10^7$	LP/ABS/SST; OT; $f$ = 0.46; [Q] based on viologen units	86A072
	PolyVio8	H <sub>2</sub> O	Pbuf; pH 6.9; $\mu$ = 0.1 (NaCl)		$2.6 \times 10^7$	LP/ABS/SST; OT; $f$ = 0.53; [Q] based on viologen units	86A072
29.17.17.	PolyVio9	H <sub>2</sub> O	Pbuf; pH 6.9; $\mu$ = 0 (calc'd)		$2.1 \times 10^6$	LP/ABS/SST; OT; [Q] based on viologen units	86A072
	PolyVio9	H <sub>2</sub> O	Pbuf; pH 6.9; $\mu$ = 0.05 (NaCl)		$7.3 \times 10^6$	LP/ABS/SST; OT; $f$ = 0.82; [Q] based on viologen units	86A072
	PolyVio9	H <sub>2</sub> O	Pbuf; pH 6.9; $\mu$ = 0.1 (NaCl)		$1.2 \times 10^7$	LP/ABS/SST; OT; $f$ = 0.93; [Q] based on viologen units	86A072
29.17.18.	Triethanolamine	H <sub>2</sub> O	pH 7.8; $\mu$ = 0.50 (TMAC)	23	$4 \times 10^3$	LP/ABS/SST; RT; [Q] = 0.05-1.0 mol/L	83N158
	Triethanolamine	H <sub>2</sub> O		25	$3.6 \times 10^5$	LP/ABS/SST; RT; [Q] = 0.002-0.004 mol/L	86N075
<b>29.18. Zn[5,10,15,20-tetrakis(4-sulfonatophenyl)porphyrin]<sup>4-</sup> [singlet]</b>							
<i>Organic Quenchers</i>							
29.18.1.	Nitrobenzene	H <sub>2</sub> O		~22	$4.7 \times 10^{10}$	SS/LUM; $\tau_0$ = 1.7 ns (84A048); OT; [Q] $\leq$ 0.008 mcl/L	85F141
29.18.2.	Tetramethyl-1,4-benzoquinone	Benzene	0.1 mol/L BHDC		$1.9 \times 10^9$	LIF; OT; in presence of reversed micelles; S at the interface	86N292
	Tetramethyl-1,4-benzoquinone	Benzene	0.1 mol/L BHDC, 1.5 mol/L H <sub>2</sub> O		$1.5 \times 10^9$	LIF; OT; in presence of reversed micelles; S at the interface	86N292
<b>29.19. Zn[5,10,15,20-tetrakis(4-sulfonatophenyl)porphyrin]<sup>4-</sup> [triplet]</b>							
<i>Inorganic Quenchers</i>							
29.19.1.	Br <sub>2</sub> <sup>-</sup>	H <sub>2</sub> O	0.001 mol/L Pbuf, 0.1 mol/L NaBr, N <sub>2</sub> O satur'd; pH 7		$5 \times 10^9$	LP/ABS/SST; OT; Q produced <i>in situ</i> by electron pulse after the laser pulse	82A279
29.19.2.	Cd <sup>+</sup>	H <sub>2</sub> O	0.01 mol/L CdSO <sub>4</sub> , N <sub>2</sub> satur'd		$1 \times 10^{10}$	LP/ABS/SST; RT; Q produced <i>in situ</i> by electron pulse after the laser pulse	82A279

TABLE 29. Quenching of excited zinc complexes—Continued

No.	Quencher	Solvent	Solution Medium	$T/^\circ\text{C}$	$k_q$ /L mol <sup>-1</sup> s <sup>-1</sup>	Comments	Ref.
<b>29.19. Zn[5,10,15,20-tetrakis(4-sulfonatophenyl)porphyrin]<sup>4-</sup> [triplet]—Continued</b>							
29.19.3.	H	H <sub>2</sub> O	0.001 mol/L Pbuf, 0.25 mol/L <i>t</i> - BuOH, N <sub>2</sub> O sat'd; pH 7		$\sim 1 \times 10^{10}$	LP/ABS/SST; CR; Q produced <i>in situ</i> by electron pulse after the laser pulse	82A279
29.19.4.	OF	H <sub>2</sub> O	0.001 mol/L Pbuf, N <sub>2</sub> O sat'd; pH 7		$\sim 1 \times 10^{10}$	LP/ABS/SST; CR; Q produced <i>in situ</i> by electron pulse after the laser pulse	82A279
29.19.5.	S <sub>2</sub> O <sub>8</sub> <sup>2-</sup>	H <sub>2</sub> O			$6.9 \times 10^6$	FP/ABS/SST; $\tau_0 = 1.4$ ms; OT	83A133
<i>Organic Quenchers</i>							
29.19.6.	Cysteine	H <sub>2</sub> O	0.1 mol/L Pbuf; pH 7	20	$3 \times 10^5$	LP/ABS/SST; $\tau_0 = 0.33$ ms; RT	82A306
29.19.7.	2-Hydroxy-2-propyl radical	H <sub>2</sub> O	0.001 mol/L Pbuf, 0.25 mol/L 2- PrOH, N <sub>2</sub> O satur'd; pH 7		$3 \times 10^9$	LP/ABS/SST; RT; Q produced <i>in situ</i> by electron pulse after the laser pulse	82A279
29.19.8.	2-Methyl-2-hydroxypropyl radical	H <sub>2</sub> O	0.001 mol/L Pbuf, 0.25 mol/L <i>t</i> - BuOH, N <sub>2</sub> O sat'd; pH 7		$1.8 \times 10^9$	LP/ABS/SST; CR; Q produced <i>in situ</i> by electron pulse after the laser pulse	82A279
29.19.9.	MV <sup>2+</sup>	H <sub>2</sub> O	0.1 mol/L Pbuf; pH 7	20	$6.9 \times 10^9$	LP/ABS/SST; $\tau_0 = 0.33$ ms; OT; $f = 0.5$ ; some SQ	82A306
	MV <sup>2+</sup>	H <sub>2</sub> O			$1.4 \times 10^{10}$	FP/ABS/SST; $\tau_0 = 1.4$ ms; OT	83A133
29.19.10.	Nitrobenzene	H <sub>2</sub> O		$\sim 22$	$1.6 \times 10^9$	LP/ABS/AVE; $\tau_0 = 2.2$ ms; OT; [Q] = $(1.80) \times 10^{-4}$ mol/L	85F141
29.19.11.	Tetrathiafulvalene	MeOH			$1.1 \times 10^8$	LP/ABS/AVE; $\tau_0 = 80$ $\mu$ s; RT; [Q] = $(1.2) \times 10^{-4}$ mol/L	82N068
<b>29.20. Zn[5,10,15,20-tetrakis[1-(3-sulfonato-1-propyl)pyridinium-4-yl]porphyrin]</b>							
<i>Organic Quenchers</i>							
29.20.1.	9,10-Anthraquinone-2,6-disulfonate ion	H <sub>2</sub> O	0.02 mol/L Pbuf; 0.005 mol/L CTAB; pH 6		$7.5 \times 10^7$	LP/ABS/SST; $\tau_0 = 0.50$ ms; OT; Q in micelles	85N254
29.20.2.	9,10-Anthraquinone-2-sulfonate ion, $\beta$ -CD complex	H <sub>2</sub> O	0.01 mol/L $\beta$ -CD		$3.3 \times 10^6$	LP/ABS/SST; $\tau_0^{\text{und}} = 0.5$ ms; OT	86N119

TABLE 29. Quenching of excited zinc complexes—Continued

No.	Quencher	Solvent	Solution Medium	T/°C	$k_q$ /L mol <sup>-1</sup> s <sup>-1</sup>	Comments	Ref.
<b>29.21. Zn(5,10,15,20-tetrakis[4-(trimethylammonio)phenyl]porphyrin)<sup>4+</sup></b>							
<i>Inorganic Quenchers</i>							
29.21.1.	Co(NH <sub>3</sub> ) <sub>5</sub> Cl <sup>2+</sup>	H <sub>2</sub> O			1.9 × 10 <sup>7</sup>	LP/ABS/SPC; τ <sub>0</sub> = 1.2 ms; CT	83E462
29.21.2.	Co(sep) <sup>3+</sup>	H <sub>2</sub> O			1.6 × 10 <sup>7</sup>	LP/ABS/SPC; τ <sub>0</sub> = 1.2 ms; CT	83E462
29.21.3.	O <sub>2</sub>	H <sub>2</sub> O			1.3 × 10 <sup>9</sup>	LP/ABS/SPC; τ <sub>0</sub> = 1.2 ms; ET?	83E462
<i>Organic Quenchers</i>							
29.21.4.	MV <sup>2+</sup>	H <sub>2</sub> O	μ = <0.005		5.4 × 10 <sup>7</sup>	LP/ABS/SPC; τ <sub>0</sub> = 1.2 ms; OT	83E462
	MV <sup>2+</sup>	H <sub>2</sub> O	0.05 mol/L ACbuf		2.0 × 10 <sup>8</sup>	LP/ABS/SPC; τ <sub>0</sub> = 1.2 ms; OT	83E462
<b>29.22. Zn(N,N',N'',N'''-tetramethyltetra-2,3-pyridinoporphyrazine)<sup>4+</sup></b>							
<i>Organic Quenchers</i>							
29.22.1.	EDTA	H <sub>2</sub> O			1.4 × 10 <sup>3</sup>	LP/ABS/SST; τ <sub>0</sub> <sup>und</sup> = 0.17 ms; RT	85F520
29.22.2.	MV <sup>2+</sup>	H <sub>2</sub> O			4.0 × 10 <sup>7</sup>	LP/ABS/SST; τ <sub>0</sub> <sup>und</sup> = 0.17 ms; OT	85F520
<b>29.23. Zn(5,10,15,20-tetraphenylporphyrin) [singlet]</b>							
<i>Inorganic Quenchers</i>							
29.23.1.	Eu <sup>3+</sup>	AN			1.6 × 10 <sup>10</sup>	FP/ABS/SST; OT, ET?; see Mech. [9]	79A220
<i>Organic Quenchers</i>							
29.23.2.	Benzenediazonium cation	Acetone		25	1.8 × 10 <sup>10</sup>	SS/LUM; τ <sub>0</sub> = 1.9 ns (LP/LUM/SST); OT	85A136
29.23.3.	1,4-Benzoquinone	DMF			2.3 × 10 <sup>9</sup>	SS/LUM; EX	79F712
	1,4-Benzoquinone	Dioxane			1.0 × 10 <sup>9</sup>	SS/LUM; τ <sub>0</sub> = 3.9 ns (573002); OT; [Q] ≤ 0.1 mol/L	67A003
	1,4-Benzoquinone	EtOH			1.5 × 10 <sup>9</sup>	SS/LUM; τ <sub>0</sub> = 2.5 ns (SL/LUM/SPC); EX	79F712
	1,4-Benzoquinone	Toluene			2.2 × 10 <sup>9</sup>	SS/LUM; τ <sub>0</sub> = 2.7 ns (SL/LUM/SPC); EX	79F712
29.23.4.	4-Bromobenzenediazonium cation	Acetone		25	2.6 × 10 <sup>10</sup>	SS/LUM; τ <sub>0</sub> = 1.9 ns (LP/LUM/SST); OT	85A136
29.23.5.	4-Chlorobenzenediazonium cation	Acetone		25	2.3 × 10 <sup>10</sup>	SS/LUM; τ <sub>0</sub> = 1.9 ns (LP/LUM/SST); OT	85A136



TABLE 29. Quenching of excited zinc complexes—Continued

No.	Quencher	Solvent	Solution Medium	$T/^\circ\text{C}$	$k_q$ /L mol <sup>-1</sup> s <sup>-1</sup>	Comments	Ref.
<b>29.23. Zn(5,10,15,20-tetraphenylporphyrin) [singlet]—Continued</b>							
29.23.6.	4-( <i>N,N</i> -Diethylamino)benzenediazonium cation	Acetone		25	$1.0 \times 10^{10}$	SS/LUM; $\tau_0 = 1.9$ ns (LP/LUM/SST); OT; [Q] = 0.07 mol/L	85A136
29.23.7.	1,4-Dinitrobenzene	Dioxane			$3.0 \times 10^9$	SS/LUM; $\tau_0 = 3.9$ ns (573002); OT; [Q] $\leq 0.15$ mol/L	67A003
29.23.8.	4-Methoxybenzenediazonium cation	Acetone		25	$1.2 \times 10^{10}$	SS/LUM; $\tau_0 = 1.9$ ns (LP/LUM/SST); OT; [Q] $\leq 0.07$ mol/L	85A136
29.23.9.	4-Methylbenzenediazonium cation	Acetone		25	$1.8 \times 10^{10}$	SS/LUM; $\tau_0 = 1.9$ ns (LP/LUM/SST); OT; [Q] $\leq 0.07$ mol/L	85A136
29.23.10.	Nitrobenzene	Dioxane			$1.2 \times 10^8$	SS/LUM; $\tau_0 = 3.9$ ns (573002); OT; [Q] $\leq 0.5$ mol/L	67A003
29.23.11.	Nitromethane	Dioxane			$7.5 \times 10^6$	SS/LUM; $\tau_0 = 3.9$ ns (573002); OT	67A003
29.23.12.	Tetramethyl-1,4-benzoquinone	Benzene	0.1 mol/L BHDC		$8.5 \times 10^9$	LIF; OT; [Q] = 0.005-0.06 mol/L; in presence of reversed micelles; S at the interface	86N292
	Tetramethyl-1,4-benzoquinone	Benzene	0.1 mol/L BHDC, 1 mol/L H <sub>2</sub> O		$3.7 \times 10^9$	LIF; OT; [Q] = 0.005-0.06 mol/L; in presence of reversed micelles	86N292
<b>29.24. Zn(5,10,15,20-tetraphenylporphyrin) [triplet]</b>							
<i>Inorganic Quenchers</i>							
29.24.1.	Ag(TPP)	Toluene			$3.6 \times 10^8$	FP/ABS/SST; EX	76E693
29.24.2.	Co <sup>2+</sup>	py			$1.4 \times 10^6$	FP/ABS/SST; $\tau_0 = \sim 1.1$ ms (60E006); Q as Cl <sup>-</sup> salt; see Mech. [10]	60A002
29.24.3.	Cu <sup>2+</sup>	THF			$2.0 \times 10^3$	FP/ABS/SST; $\tau_0 = 1.9$ ms; Q as Cl <sup>-</sup> salt; see Mech. [10]	60A002
	Cu <sup>2+</sup>	py			$1.2 \times 10^3$	FP/ABS/SST; $\tau_0 = \sim 1.1$ ms (60E006); Q as Cl <sup>-</sup> salt; see Mech. [10]	60A002
29.24.4.	Eu <sup>3+</sup>	AN			$4.8 \times 10^5$	FP/ABS/SST; OT; [Q] $\leq 0.023$ mol/L	79A220

TABLE 29. Quenching of excited zinc complexes—Continued

No.	Quencher	Solvent	Solution Medium	T/°C	$k_q$ /L mol <sup>-1</sup> s <sup>-1</sup>	Comments	Ref.
<b>29.24. Zn(5,10,15,20-tetraphenylporphyrin) [triplet]—Continued</b>							
	Eu <sup>3+</sup>	Acetone			$5 \times 10^5$	FP/ABS/SST; $\tau_0 = 0.94$ ms; OT	84E316
29.24.5.	Eu(benzo-15-crown-5) <sup>3+</sup>	Acetone			$3 \times 10^6$	FP/ABS/SST; $\tau_0 = 0.94$ ms; OT	84E316
29.24.6.	Ni <sup>2+</sup>	THF			$2.5 \times 10^7$	FP/ABS/SST; $\tau_0 = 1.9$ ms; Q as Cl <sup>-</sup> salt; see Mech. [10]	60A002
	Ni <sup>2+</sup>	py			$9.8 \times 10^6$	FP/ABS/SST; $\tau_0 = \sim 1.1$ ms (60E006); Q as Cl <sup>-</sup> salt; see Mech. [10]	60A002
29.24.7.	O <sub>2</sub>	H <sub>2</sub> O	BObuf; pH 9.2	20	$1.5 \times 10^9$	LP/ABS/SST; OT	86A063
29.24.8.	Zn(TPP)	Toluene			$2 \times 10^7$	FP/ABS/SST; $\tau_0 = \sim 1.2$ ms; [Q] = $(2.4-14) \times 10^{-6}$ mol/L; $\tau_0$ extrap'd to [S] = 0; see Mech. [10]	60E006
<i>Organic Quenchers</i>							
29.24.9.	Benzenediazonium cation	Acetone		25	$1.0 \times 10^9$	FP/ABS/SST; $\tau_0 = 1.4$ ms; OT; no first-order decay due to loss of Q; $k_q$ eval'd at $t = 0$	85A136
29.24.10.	1,4-Benzoquinone	Benzene		25	$3.4 \times 10^9$	FP/ABS/SST; EX?; see also 35E593	82A389
	1,4-Benzoquinone	DMF			$1.9 \times 10^9$	FP/ABS/SST	79F712
	1,4-Benzoquinone	Dioxane			$4.2 \times 10^8$	FP/ABS/SST; $\tau_0 = 0.17$ ms; OT; [Q] $\leq 1.5 \times 10^{-4}$ mol/L	67A003
	1,4-Benzoquinone	EtOH			$1.2 \times 10^9$	FP/ABS/SST; $\tau_0 = 1.2$ ms; OT; $f = 0.24$ (83F182)	79F712
	1,4-Benzoquinone	Toluene		25	$2.3 \times 10^9$	FP/ABS/SST; EX?; see also 35E593	82A389
	1,4-Benzoquinone	Toluene			$1.3 \times 10^9$	FP/ABS/SST; $\tau_0 = 1.3$ ms; EX	79F712
29.24.11.	4-Bromobenzenediazonium cation	Acetone		25	$2.3 \times 10^9$	FP/ABS/SST; $\tau_0 = 1.4$ ms; OT; no first-order decay due to loss of Q; $k_q$ eval'd at $t = 0$	85A136

TABLE 29. Quenching of excited zinc complexes—Continued

No.	Quencher	Solvent	Solution Medium	T/°C	$k_q$ /L mol <sup>-1</sup> s <sup>-1</sup>	Comments	Ref.
<b>29.24. Zn(5,10,15,20-tetraphenylporphyrin) [triplet]—Continued</b>							
29.24.12.	4-Chlorobenzenediazonium cation	Acetone		25	$1.5 \times 10^9$	FP/ABS/SST; $\tau_0 = 1.4$ ms; OT; no first-order decay due to loss of Q; $k_q$ eval'd at $t = 0$	85A136
29.24.13.	4-( <i>N,N</i> -Diethylamino)benzenediazonium cation	Acetone		25	$5 \times 10^8$	FP/ABS/SST; $\tau_0 = 1.4$ ms; OT; no first-order decay due to loss of Q; $k_q$ eval'd at $t = 0$	85A136
29.24.14.	1,4-Dinitrobenzene	Dioxane			$7.6 \times 10^7$	FP/ABS/SST; $\tau_0 = 0.17$ ms; OT; [Q] $\leq 5 \times 10^{-4}$ mol/L	67A003
29.24.15.	4-Methoxybenzenediazonium cation	Acetone		25	$1.6 \times 10^9$	FP/ABS/SST; $\tau_0 = 1.4$ ms; OT; no first-order decay due to loss of Q; $k_q$ eval'd at $t = 0$	85A136
29.24.16.	4-Methylbenzenediazonium cation	Acetone		25	$1.6 \times 10^9$	FP/ABS/SST; $\tau_0 = 1.4$ ms; OT; no first-order decay due to loss of Q; $k_q$ eval'd at $t = 0$	85A136
29.24.17.	Metronidazole	H <sub>2</sub> O	BObuf; pH 9.2	20	$2.9 \times 10^9$	LP/ABS/SST; OT; $f = 0.23$	86A063
29.24.18.	Misonidazole	H <sub>2</sub> O	BObuf; pH 9.2	20	$2.3 \times 10^9$	LP/ABS/SST; OT	86A063
29.24.19.	MV <sup>2+</sup>	EtOH			$7 \times 10^8$	FP/ABS/SST; $\tau_0^{\text{und}} = 20$ $\mu$ s; OT	80N143
29.24.20.	Nitrobenzene	Dioxane			$7.6 \times 10^4$	FP/ABS/SST; $\tau_0 = 0.17$ ms; OT	67A003
29.24.21.	Nitromethane	Dioxane			$1.7 \times 10^3$	FP/ABS/SST; $\tau_0 = 0.17$ ms; OT	67A003
29.24.22.	Tetramethyl-1,4-benzoquinone	EtOH			$2 \times 10^9$	FP/ABS/SST; $\tau_0^{\text{und}} = 20$ $\mu$ s; OT	80N143
<b>29.25. Zn[4,4',4'',4''']-tetra(sulfomorpholide)phthalocyanine [singlet]</b>							
<i>Organic Quenchers</i>							
29.25.1.	4-( <i>N,N</i> -Diethylamino)benzenediazonium cation	AN		25	$2.3 \times 10^{10}$	SS/LUM; $\tau_0^{\text{air}} = 2.8$ ns (LP/LUM/AVE); RT; [Q] $\leq 0.015$ mol/L	86A508
29.25.2.	4-Methoxybenzenediazonium cation	AN		25	$2.5 \times 10^{10}$	SS/LUM; $\tau_0^{\text{air}} = 2.8$ ns (LP/LUM/AVE); RT; [Q] $\leq 0.015$ mol/L	86A508

TABLE 29. Quenching of excited zinc complexes—Continued

No.	Quencher	Solvent	Solution Medium	T/°C	$k_q$ /L mol <sup>-1</sup> s <sup>-1</sup>	Comments	Ref.
<b>29.25.</b>	<b>Zn[4,4',4'',4'''-tetra(sulfomorpholide)phthalocyanine]</b> [singlet]—Continued						
29.25.3.	4-Methylbenzenediazonium cation	AN		25	$2.1 \times 10^{10}$	SS/LUM, LP/LUM/AVE; $\tau_0^{\text{air}} = 2.8$ ns; RT; [Q] $\leq$ 0.015 mol/L	86A508
<b>29.26.</b>	<b>Zn[4,4',4'',4'''-tetra(sulfomorpholide)phthalocyanine]</b> [triplet]						
	<i>Organic Quenchers</i>						
29.26.1.	4-(N,N-Diethylamino)benzenediazonium cation	AN		25	$3.3 \times 10^7$	FP/ABS/SST; $\tau_0 = 0.25$ ms; EX; [Q] $\leq 0.3$ mol/L	86A508
29.26.2.	4-Methoxybenzenediazonium cation	AN		25	$8.5 \times 10^7$	FP/ABS/SST; $\tau_0 = 0.25$ ms; EX; [Q] $\leq 0.15$ mol/L	86A508
29.26.3.	4-Methylbenzenediazonium cation	AN		25	$1.2 \times 10^8$	FP/ABS/SST; $\tau_0 = 0.25$ ms; EX; [Q] $\leq 0.1$ mol/L	86A508
<b>29.27.</b>	<b>Zn(4,4',4'',4'''-tetrasulfophthalocyanine)<sup>4-</sup></b> [singlet]						
	<i>Organic Quenchers</i>						
29.27.1.	MV <sup>2-</sup>	H <sub>2</sub> O/py (19/1)			$1.0 \times 10^{10}$	SS/LUM; $\tau_0 = 2.9$ ns (SL/LUM/SPC); OT; [Q] $\leq$ 0.0012 mol/L; same $k_q$ from same lab in 80S033; nonlinear S-V plot with negative deviation; SQ proposed, see Mech. [11]	80E669
<b>29.28.</b>	<b>Zn(4,4',4'',4'''-tetrasulfophthalocyanine)<sup>4-</sup></b> [triplet]						
	<i>Inorganic Quenchers</i>						
29.28.1.	O <sub>2</sub>	H <sub>2</sub> O	0.1 mol/L Pbuf; 0.01 mol/L CTAB; pH 7.4	25	$1.6 \times 10^9$	LP/ABS/AVE; $\tau_0 = 0.24$ ms; ET; $p_Q = 2 \times 10^4$ Pa	86F214
	<i>Organic Quenchers</i>						
29.28.2.	MV <sup>2+</sup>	H <sub>2</sub> O/py (19/1)			$7 \times 10^6$	FP/ABS/SST; $\tau_0^{\text{air}} = 0.25$ ms; OT; same $k_q$ from same lab in 80S033; some SQ	80E669
<b>29.29.</b>	<b>Zn[5,10,15-tris(4-tolyl)-20-(4-carboxylatophenyl)porphyrin]<sup>-</sup></b>						
	<i>Organic Quenchers</i>						
29.29.1.	MV <sup>2-</sup>	H <sub>2</sub> O			$1.0 \times 10^9$	FP/ABS/SST; $\tau_0 = 1.5$ ms; OT; $f = 0.04$ ; 20% impurities in S	82A161
	MV <sup>2+</sup>	H <sub>2</sub> O	$\mu = 0$ (calc'd)		$3.0 \times 10^9$	FP/ABS/SST; OT; 20% impurities in S	82A161

TABLE 29. Quenching of excited zinc complexes--Continued

No.	Quencher	Solvent	Solution Medium	T/°C	$k_q$ /L mol <sup>-1</sup> s <sup>-1</sup>	Comments	Ref.
<b>29.30. Zn(uroporphyrin I)</b>							
<i>Inorganic Quenchers</i>							
29.30.1.	Co(CN) <sub>6</sub> <sup>3-</sup>	H <sub>2</sub> O	0.1 mol/L KCN; pH 10.8	~25	2.6 × 10 <sup>3</sup>	FP/ABS/AVE; OT, ET?; <i>f</i> = 0; 75% isomeric purity of S	75A245
29.30.2.	Cr(CN) <sub>6</sub> <sup>3-</sup>	H <sub>2</sub> O	0.1 mol/L KCN; pH 10.8	~25	2.3 × 10 <sup>5</sup>	FP/ABS/AVE; OT, ET?; <i>f</i> = 0; 75% isomeric purity of S	75A245
29.30.3.	Fe(CN) <sub>6</sub> <sup>3-</sup>	H <sub>2</sub> O	3.8 × 10 <sup>-5</sup> mol/L K <sub>2</sub> HPO <sub>4</sub> ; pH 7; μ = 5.0 × 10 <sup>-4</sup>	~25	1.5 × 10 <sup>6</sup>	FP/ABS/AVE; OT; 75% isomeric purity of S	75A245
	Fe(CN) <sub>6</sub> <sup>3-</sup>	H <sub>2</sub> O	3.8 × 10 <sup>-5</sup> mol/L K <sub>2</sub> HPO <sub>4</sub> ; pH 7; μ = 9.1 × 10 <sup>-4</sup> (KCl)	~25	2.4 × 10 <sup>6</sup>	FP/ABS/AVE; OT; 75% isomeric purity of S	75A245
	Fe(CN) <sub>6</sub> <sup>3-</sup>	H <sub>2</sub> O	1.1 × 10 <sup>-4</sup> mol/L K <sub>2</sub> HPO <sub>4</sub> ; pH 7; μ = 0.0013 (KCl)	~25	2.2 × 10 <sup>6</sup>	FP/ABS/AVE; OT; 75% isomeric purity of S	75A245
	Fe(CN) <sub>6</sub> <sup>3-</sup>	H <sub>2</sub> O	1.1 × 10 <sup>-4</sup> mol/L K <sub>2</sub> HPO <sub>4</sub> ; pH 7; μ = 0.0016 (KCl)	~25	2.6 × 10 <sup>6</sup>	FP/ABS/AVE; OT; 75% isomeric purity of S	75A245
	Fe(CN) <sub>6</sub> <sup>3-</sup>	H <sub>2</sub> O	1.1 × 10 <sup>-4</sup> mol/L K <sub>2</sub> HPO <sub>4</sub> ; pH 7; μ = 0.0021 (KCl)	~25	5.7 × 10 <sup>6</sup>	FP/ABS/AVE; OT; 75% isomeric purity of S	75A245
	Fe(CN) <sub>6</sub> <sup>3-</sup>	H <sub>2</sub> O	1.1 × 10 <sup>-4</sup> mol/L K <sub>2</sub> HPO <sub>4</sub> ; pH 7; μ = 0.011 (KCl)	~25	1.9 × 10 <sup>7</sup>	FP/ABS/AVE; OT; 75% isomeric purity of S	75A245
	Fe(CN) <sub>6</sub> <sup>3-</sup>	H <sub>2</sub> O	1.1 × 10 <sup>-4</sup> mol/L K <sub>2</sub> HPO <sub>4</sub> ; 0.1 mol/L KCl; pH 7	~25	8.1 × 10 <sup>7</sup>	FP/ABS/AVE; τ <sub>0</sub> = ~3 ms; OT; <i>f</i> = 0.97; [Q] ≤ 1.8 × 10 <sup>-5</sup> mol/L; 75% isomeric purity of S	75A245
	Fe(CN) <sub>6</sub> <sup>3-</sup>	H <sub>2</sub> O	0.1 mol/L KCN; pH 10.8	~25	1.9 × 10 <sup>7</sup>	FP/ABS/AVE; OT; <i>f</i> = 0.68; 75% isomeric purity of S	75A245
29.30.4.	Fe(CN) <sub>6</sub> <sup>1-</sup>	H <sub>2</sub> O	1.1 × 10 <sup>-4</sup> mol/L K <sub>2</sub> HPO <sub>4</sub> ; 0.10 mol/L KCl; pH 7	~25	3.1 × 10 <sup>7</sup>	FP/ABS/AVE; τ <sub>0</sub> = ~3 ms; RT; 75% isomeric purity of S	75A245
29.30.5.	Mn(CN) <sub>6</sub> <sup>3-</sup>	H <sub>2</sub> O	0.1 mol/L KCN; pH 10.8	~25	4.1 × 10 <sup>7</sup>	FP/ABS/AVE; OT; <i>f</i> = 0.31; 75% isomeric purity of S	75A245

TABLE 29. Quenching of excited zinc complexes—Continued

No.	Quencher	Solvent	Solution Medium	$T/^{\circ}\text{C}$	$k_q$ /L mol <sup>-1</sup> s <sup>-1</sup>	Comments	Ref.
<b>29.30. Zn(uroporphyrin I)—Continued</b>							
29.30.6.	Zn(uroporphyrin I)	H <sub>2</sub> O	1.1 × 10 <sup>-4</sup> mol/L K <sub>2</sub> HPO <sub>4</sub> ; 0.1 mol/L KCl; pH 7	~25	3.0 × 10 <sup>6</sup>	FP/ABS/AVE; 75% isomeric purity of S and Q	75A245
<i>Organic Quenchers</i>							
29.30.7.	<i>N</i> -Benzyl-3-carbamyl-py <sup>+</sup>	H <sub>2</sub> O	3.8 × 10 <sup>-5</sup> mol/L K <sub>2</sub> HPO <sub>4</sub> ; pH 7; μ = 3.3 × 10 <sup>-4</sup>	~25	2.1 × 10 <sup>9</sup>	FP/ABS/AVE; OT; 75% isomeric purity of S	75A245
	<i>N</i> -Benzyl-3-carbamyl-py <sup>+</sup>	H <sub>2</sub> O	3.8 × 10 <sup>-5</sup> mol/L K <sub>2</sub> HPO <sub>4</sub> ; pH 7; μ = 7.4 × 10 <sup>-4</sup> (KCl)	~25	2.6 × 10 <sup>9</sup>	FP/ABS/AVE; OT; 75% isomeric purity of S	75A245
	<i>N</i> -Benzyl-3-carbamyl-py <sup>+</sup>	H <sub>2</sub> O	1.1 × 10 <sup>-4</sup> mol/L K <sub>2</sub> HPO <sub>4</sub> ; pH 7; μ = 0.0011 (KCl)	~25	1.9 × 10 <sup>9</sup>	FP/ABS/AVE; OT; 75% isomeric purity of S	75A245
	<i>N</i> -Benzyl-3-carbamyl-py <sup>+</sup>	H <sub>2</sub> O	1.1 × 10 <sup>-4</sup> mol/L K <sub>2</sub> HPO <sub>4</sub> ; pH 7; μ = 0.0016 (KCl)	~25	1.8 × 10 <sup>9</sup>	FP/ABS/AVE; OT; 75% isomeric purity of S	75A245
	<i>N</i> -Benzyl-3-carbamyl-py <sup>+</sup>	H <sub>2</sub> O	1.1 × 10 <sup>-4</sup> mol/L K <sub>2</sub> HPO <sub>4</sub> ; pH 7; μ = 0.0017 (KCl)	~25	1.7 × 10 <sup>9</sup>	FP/ABS/AVE; OT; 75% isomeric purity of S	75A245
	<i>N</i> -Benzyl-3-carbamyl-py <sup>+</sup>	H <sub>2</sub> O	1.1 × 10 <sup>-4</sup> mol/L K <sub>2</sub> HPO <sub>4</sub> ; pH 7; μ = 0.0021 (KCl)	~25	1.5 × 10 <sup>9</sup>	FP/ABS/AVE; OT; 75% isomeric purity of S	75A245
	<i>N</i> -Benzyl-3-carbamyl-py <sup>+</sup>	H <sub>2</sub> O	1.1 × 10 <sup>-4</sup> mol/L K <sub>2</sub> HPO <sub>4</sub> ; pH 7; μ = 0.011 (KCl)	~25	8.4 × 10 <sup>8</sup>	FP/ABS/AVE; OT; 75% isomeric purity of S	75A245
	<i>N</i> -Benzyl-3-carbamyl-py <sup>+</sup>	H <sub>2</sub> O	1.1 × 10 <sup>-4</sup> mol/L K <sub>2</sub> HPO <sub>4</sub> ; 0.1 mol/L KCl; pH 7	~25	3.5 × 10 <sup>8</sup>	FP/ABS/AVE; τ <sub>0</sub> = ~3 ms; OT; <i>f</i> = 0.80; 75% isomeric purity of S	75A245
29.30.8.	Dihyronicotinamide adenine dinucleotide	H <sub>2</sub> O	0.1 mol/L KCl; pH 13 (KOH)	~25	1.6 × 10 <sup>4</sup>	FP/ABS/AVE; RT; [Q] = 0.0023 mol/L; 75% isomeric purity of S	75A245
29.30.9.	Nicotinamide adenine dinucleotide phosphate trianion	H <sub>2</sub> O	3.8 × 10 <sup>-5</sup> mol/L K <sub>2</sub> HPO <sub>4</sub> ; pH 7; μ = 5.0 × 10 <sup>-4</sup>	~25	1.3 × 10 <sup>6</sup>	FP/ABS/AVE; OT; 75% isomeric purity of S	75A245
29.30.10.	Nicotinamide adenine dinucleotide anion	H <sub>2</sub> O	3.8 × 10 <sup>-5</sup> mol/L K <sub>2</sub> HPO <sub>4</sub> ; pH 7; μ = 5.0 × 10 <sup>-4</sup>	~25	7.8 × 10 <sup>7</sup>	FP/ABS/AVE; OT; 75% isomeric purity of S	75A245

TABLE 29. Quenching of excited zinc complexes—Continued

No.	Quencher	Solvent	Solution Medium	$T/^\circ\text{C}$	$k_q$ /L mol <sup>-1</sup> s <sup>-1</sup>	Comments	Ref.
<b>29.30.</b>	<b>Zn(uroporphyrin I)—Continued</b>						
	Nicotinamide adenine dinucleotide anion	H <sub>2</sub> O	1.1 × 10 <sup>-4</sup> mol/L K <sub>2</sub> HPO <sub>4</sub> ; 0.1 mol/L KCl; pH 7	~25	1.7 × 10 <sup>8</sup>	FP/ABS/AVE; τ <sub>0</sub> = ~3 ms; OT; f = 1.0; 75% isomeric purity of S	75A245
29.30.11.	Nicotinamide adenine d.nucleotide phosphate trianion	H <sub>2</sub> O	1.1 × 10 <sup>-4</sup> mol/L K <sub>2</sub> HPO <sub>4</sub> ; 0.1 mol/L KCl; pH 7	~25	4.3 × 10 <sup>7</sup>	FP/ABS/AVE; τ <sub>0</sub> = ~3 ms; OT; f = 0.96; 75% isomeric purity of S	75A245

9. Notes on the Tables

In some of the cases reported in this compilation, deviations from the behavior predicted by the simplest mechanism and the approximations of Sec. 2.5 of the Introduction, such as nonlinear Stern–Volmer (S–V) plots and biexponential decays, are experimentally observed, necessitating the use of alternative equations, or the introduction of additional steps to the mechanism in order for values of  $k_q$  to be extracted. In other cases, conditions specific to the chemistry of the species involved have led the authors of the papers to invoke mechanisms that have unusual features. In still others, novel experimental approaches have been employed, requiring the development of new relationships between  $\Lambda$  and the concentration of the species.

In the discussions that follow, the details of these other equations and mechanisms are presented in sufficient detail in order to enable the reader to appreciate the basis for the values of  $k_q$  in those cases. The specific treatments are preceded by the number of the mechanism (e.g., Mech. [1]) which appears in the Comments column of the tables. Within a particular treatment, there are references to specific papers in which variations on the general theme appear.

For the general treatment of the kinetics of quenching, and the definitions of most of the symbols used here, see Sec. 2 of the Introduction.

Mech. [1] *Nonlinear Stern–Volmer plots*

If the experimental plots of  $I_1^0/I_1$  or  $m_2$  vs  $[Q]$  show a negative deviation from linearity, the approximate equations (25) or (31) of Sec. 2.5 can no longer be applied; rather the general equations (1) or (2) [equations (24) and (30) of Sec. 2.5] should be used:

$$\frac{I_1^0}{I_1} = \frac{1 + \{k_d k_{de} [Q] / k_0 (k_{-d} + k_{de})\}}{1 + \gamma \{ (k_d [Q]) / (k_{-d} + k_{de}) \}}, \quad (1)$$

$$m_2 = \frac{1}{2} (k_0 + k_{de} + k_{-d} + k_d [Q]) - \frac{1}{2} R^{1/2}, \quad (2)$$

where

$$R = (k_0 + k_{de} + k_{-d} + k_d [Q])^2 - 4(k_0 k_{-d} + k_0 k_{de} + k_{de} k_d [Q]).$$

Reference 79E349. This is the only case presented in which a nonlinear plot of emission intensity is reported. With the assumption that  $k_{-d} \gg k_{de}$ , Eq. (1) reduces to Eq. (3). Values of  $k_0$  and  $k_{de}$  were obtained independently from lifetime measurements at  $[Q] = 0$  and at very high  $[Q]$ , respectively;  $\gamma$  was evaluated through a best-fitting procedure of the experimental data to Eq. (3) and  $k_q$  was calculated by use of the reduced form of Eq. (7) of Sec. 2.3:  $k_q = k_d k_{de} / k_{-d}$ .

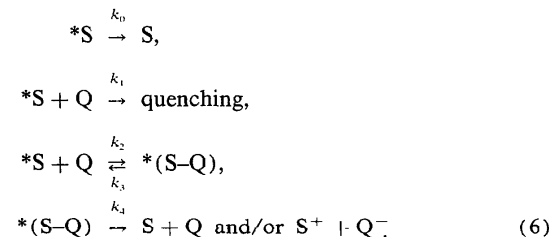
$$\frac{I_1^0}{I_1} = \frac{1 + (k_d k_{de} [Q] / k_{-d} k_0)}{1 + \gamma (k_d [Q] / k_{-d})}. \quad (3)$$

Reference 84E308. The nonlinear dependence on  $[Q]$  of the rate constant  $k_A$  for the decay of the excited-state absorbance after a flash excitation was interpreted by means of Eq. (4), which is analogous to Eq. (1). Equation (4) was rearranged to Eq. (5). With  $k_0$  known from lifetime measurements at  $[Q] = 0$ ,  $k_q$  was obtained as the intercept/slope ratio of the linear plot of  $k_A$  vs  $(k_A - k_0) / [Q]$ .

$$k_A = k_0 + \frac{k_d [Q] (k_{de} - k_0) / (k_{-d} + k_{de})}{1 + k_d [Q] / (k_{-d} + k_{de})}, \quad (4)$$

$$k_A = k_{de} - \left[ \frac{k_{-d} + k_{de}}{k_d} \right] \left[ \frac{k_A - k_0}{[Q]} \right]. \quad (5)$$

Reference 85A013. Results analogous to the previous ones were explained by assuming mechanism 6 in which irreversible quenching and the reversible formation of an exciplex are involved:



By assuming that equilibration between  $*S$  and  $*(S-Q)$  exists during the decay [ $k_2 [Q]$ ,  $k_3 \gg (k_0 + k_1 [Q])$ ,  $k_4$ ] and  $\epsilon(*S) = \epsilon[*(S-Q)]$  at the monitoring wavelength, Eq. (7) was obtained, which rearranges to Eq. (8),

$$k_A = \frac{k_0 + [(k_2 k_4 / k_3) + k_1] [Q]}{1 + (k_2 / k_3) [Q]}, \quad (7)$$

$$Y = \frac{k_A - k_0}{[Q]} = \left[ \frac{k_2 k_4}{k_3} \right] + k_1 - \left[ \frac{k_2}{k_3} \right] k_A. \quad (8)$$

From decay measurements at various  $[Q]$ , a linear plot of  $Y$  vs  $k_A$  was obtained; values of  $k_2/k_3$  and  $[(k_2 k_4 / k_3) + k_1]$  were obtained from the slope and intercept, respectively. The value of  $k_3$  and upper limits for  $k_1$  and  $k_4$  were then calculated by assuming that  $k_2$  is at the diffusion-controlled limit ( $\sim 10^{10} \text{ L mol}^{-1} \text{ s}^{-1}$ ).

The value of the overall quenching constant

$$k_q = k_1 + [k_2 k_4 / (k_3 + k_4)]$$

was calculated by us for this compilation by using the values of the specific rate constants quoted in the original paper.

Mech. [2] *Biexponential decay*

References 82E636 and 83A101. In these papers, biexponential decays were reported for the quenching of metalloporphyrins and similar complexes. The optical absorbance of the excited state was found to decrease after the flash according to Eq. (9), where  $(\Delta A)_t$  is the difference between the absorbances of the solution at time  $t$  after the flash and before the flash, and  $A_1$  and  $A_2$  are preexponential factors.

$$(\Delta A)_t = A_1 \exp(-m_1 t) + A_2 \exp(-m_2 t). \quad (9)$$

A best-fitting procedure was used to evaluate  $m_1$ ,  $m_2$ ,  $A_1$ , and  $A_2$ ; the limiting value of  $m_2$  at high  $[Q]$   $m_2(\text{lim})$  was also obtained. By assuming that the quenching occurs via mechanism 6, the following relationships were written:

$$m_1 + m_2 = a + b [Q],$$

where

$$a = k_0 + k_3 + k_4, \quad b = k_1 + k_2,$$

and

$$m_2(\text{lim}) = k_4 + [k_1 k_3 / (k_1 + k_2)].$$



The analysis of numerous pieces of data led the authors to suggest that  $k_1 \ll k_2$  whenever  $m_2(\text{lim}) < k_0$ . Under these conditions, therefore, they assumed that  $k_2 = b$ ,  $k_4 = m_2(\text{lim})$ , and  $k_3 = [a - k_0 - m_2(\text{lim})]$ . The  $k_q$  values presented in this compilation were calculated by us, using Eq. (7) of Sec. 2.3, and the values of  $k_2 (= k_d)$ ,  $k_3 (= k_{-d})$ , and  $k_4 (= k_{de})$  quoted in the original papers.

When  $m_2(\text{lim}) > k_0$ ,  $k_1$  was considered to be no longer negligible with respect to  $k_2$ . This latter rate constant was evaluated [see E. I. Kapinus, M. M. Aleksankina, V. P. Staryi, V. I. Boghillo, and I. I. Dilung, *J. Chem. Soc. Faraday Trans. 2* **81**, 631 (1985)] from the preexponential factors at various [Q] by means of Eq. (10), assuming  $\epsilon^*(\text{S-Q}) = \epsilon^*(\text{S})$ . The values of the other rate constants could then be obtained from  $a$ ,  $b$ , and  $m_2(\text{lim})$ . However, the resulting values of  $k_q$  then become so uncertain that they have not been included in this compilation.

$$\left[ \frac{A_1 m_2 + A_2 m_1}{A_1 + A_2} \right] = k_2 [Q] \left[ \frac{\epsilon^*(\text{S-Q})}{\epsilon^*(\text{S})} \right] + k_3 + k_4. \quad (10)$$

*Mech. [3] Self-quenching (ground-state quenching)*

*Reference 86E677.* In this case Q is S and the emission from \*S must be measured as a function of [S]. Obviously,  $I_a$  is no longer a constant value throughout a set of experiments, but must be evaluated using the Beer-Lambert Law [Eq. (11)], where  $\epsilon$  is the molar absorptivity of S at the excitation wavelength,  $l$  is the optical path length, and  $I_0$  is the intensity of the incident light.

$$I_a = I_0 [1 - \exp(-2.303\epsilon l [S])]. \quad (11)$$

By assuming that quenching occurs via reaction (5) of Sec. 2.3, and by introducing Eq. (11) into the steady-state treatment, one obtains, Eq. (12), where  $\alpha$  is an instrumental factor.

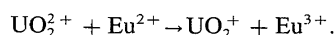
$$\frac{1}{I_1} = \frac{1}{\alpha \beta k_{rd} I_0 \eta^*} \left[ \frac{k_0}{1 - \exp(-2.303\epsilon l [S])} + \frac{k_q [S]}{1 - \exp(-2.303\epsilon l [S])} \right]. \quad (12)$$

Equation (12) predicts that a plot of  $1/I_1$  vs [S] will be nonlinear; however, if the absorbance of the solution is  $< 0.1$  for all [S] used, Eq. (11) reduces to  $I_a = I_0(2.303\epsilon l [S])$ , leading to Eq. (13), which predicts a linear relationship between  $1/I_1$  and  $1/[S]$  with an intercept/slope ratio of  $k_q/k_0 = K_{sv}$ . The lifetime used to convert  $K_{sv}$  to  $k_q$  must be the limiting value of  $\tau$  as [S]  $\rightarrow 0$ , obtained by extrapolation, for example, from a plot of  $1/\tau$  vs [S]. Note that a linear S-V plot should be obtained from decay measurements of self-quenching, inasmuch as the decay kinetics are not affected by the amount of light absorbed by S.

$$\frac{1}{I_1} = \frac{1}{2.303\epsilon l \alpha \beta k_{rd} I_0 \eta^*} \left[ \frac{k_0}{[S]} + k_q \right]. \quad (13)$$

*Mech. [4] Quenching by an unstable quencher*

*Reference 756452.* The quencher ( $\text{UO}_2^{2+}$ ) was produced *in situ* from the substrate ( $\text{UO}_2^{2+}$ ) by means of the following fast reaction:



Addition of  $\text{Eu}^{2+}$  to the solution caused an almost instantaneous decrease of the intensity of  $\text{O}_2^{2+}$  emission; a slow recovery of the intensity was then observed, which was due to the following disproportionation reaction:



A S-V plot was constructed from the emission intensities measured at various times during the recovery; the corresponding [Q] values were calculated from the initial concentration of  $\text{UO}_2^+$  (equal to the concentration of added  $\text{Eu}^{2+}$ ) and the known rate constant for the disproportionation reaction.  $K_{sv}$  was evaluated from the slope of this linear plot.

*Mech. [5] Quenching of the photoreaction of \*S*

If \*S and \*S-Q undergo photoreaction to product P, the quantum yield for the formation of P after an appropriate period of continuous irradiation  $t$  is given by Eq. (14):

$$\Phi(\text{P}) = \frac{\int_0^t (k_{rx} [*S]_{ss} + k'_{rx} [*S-Q]_{ss}) dt}{\int_0^t I_a dt} \quad (14)$$

If both S and Q are not appreciably consumed during the irradiation period,  $[*S]_{ss}$ ,  $[*S-Q]_{ss}$ , and  $I_a$  can be considered to be constant. Equation (14) can be integrated to Eq. (15).

$$\Phi(\text{P}) = \frac{k_{rx} \eta^* (k_{-d} + k_{de}) + k'_{rx} \eta^* k_d [Q]}{k_0 (k_{-d} + k_{de}) + k_{de} k_d [Q]}. \quad (15)$$

The ratio between the quantum yields in the absence and presence of Q is represented by Eq. (16), where  $\Phi^0(\text{P})$  is the quantum yield at [Q] = 0, and  $\delta = k'_{rx}/k_{rx}$ .

$$\frac{\Phi^0(\text{P})}{\Phi(\text{P})} = \frac{1 + \{k_{de} k_d [Q] / k_0 (k_{-d} + k_{de})\}}{1 + \delta \{k_d [Q] / (k_{-d} + k_{de})\}}. \quad (16)$$

By neglecting the contribution of \*S-Q to the reaction, Eq. (16) is reduced to the S-V equation (17) for a quenched photoreaction, which is the same as Eq. (21) of Sec. 2.5:

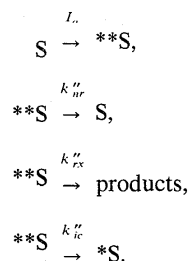
$$\Phi_0/\Phi = 1 + (k_q/k_0)[Q] = 1 + K_{sv}[Q]. \quad (17)$$

*References 80F228 and 82E073.* Through the use of equation (17),  $k_q$  was evaluated from the slope of a plot of  $\Phi^0(\text{P})/\Phi(\text{P})$  vs [Q].

*Reference 81E458.* Because Q is S,  $\Phi^0(\text{P})$  could not be measured; Eq. (18), which again neglects the contribution of \*S-Q to the reaction, was used instead of Eq. (17). The slope/intercept ratio of the linear plot of  $1/\Phi(\text{P})$  vs [Q] yields  $K_{sv}$ .

$$1/\Phi(\text{P}) = (k_0/k_{rx}) + (k_q/k_{rx})[Q]. \quad (18)$$

*Reference 84A141.* A more complex treatment is required when the measured photoreaction is assumed to originate from both the quenched excited state and a higher-energy, unquenchable excited state \*\*S which is directly populated by irradiation. The light absorption step 1 of Sec. 2.2 is substituted by the following steps:



A steady-state treatment leads to Eq. (19). However, a plot of  $\Phi^0(P)/\Phi(P)$  vs  $[Q]$  is no longer linear.

$$\Phi(P) = \frac{k_{rx}''}{k_{nr}'' + k_{rx}'' + k_{ic}''} + \frac{\eta_{ic} k_{rx}''}{k_0 + k_q [Q]}, \quad (19)$$

where  $\eta_{ic} = k_{ic}''/(k_{nr}'' + k_{rx}'' + k_{ic}'')$ .

At high  $[Q]$ ,  $\Phi(P)$  reaches a lower limit given by Eq. (20), which is the quantum yield for the unquenchable reaction from  ${}^*S$ .

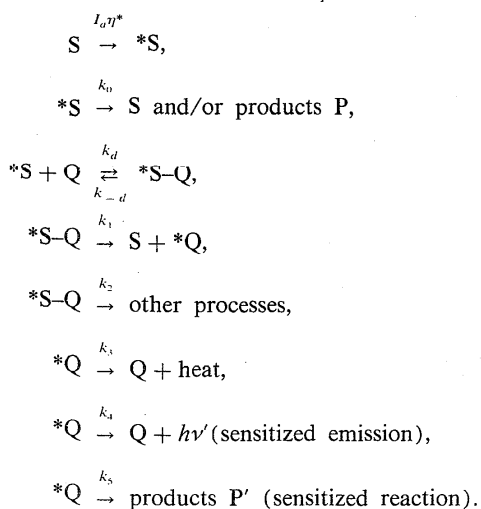
$$\Phi(\text{lim}) = k_{rx}''/(k_{nr}'' + k_{rx}'' + k_{ic}''). \quad (20)$$

If  $\Phi(\text{lim})$  can be evaluated, Eq. (21) can be applied, so that a plot of  $\Phi^0(P)/[\Phi(P) - \Phi(\text{lim})]$  vs  $[Q]$  is linear with a slope/intercept ratio equal to  $K_{SV}$ .

$$\begin{aligned}
 \frac{\Phi^0(P)}{\Phi(P) - \Phi(\text{lim})} &= \left[ \frac{k_0 \Phi(\text{lim}) + \eta_{ic} k_{rx}''}{\eta_{ic} k_{rx}''} \right] \\
 &+ \left[ \frac{(k_0 \Phi(\text{lim}) + \eta_{ic} k_{rx}'' k_q)}{k_0 \eta_{ic} k_{rx}''} \right] [Q]. \quad (21)
 \end{aligned}$$

#### Mech. [6] Sensitized emission and reaction

When a quenching process occurs, at least in part, via energy transfer, an excited state of Q,  ${}^*Q$ , is produced which may undergo emission and/or photochemical reaction. The overall quenching constant can then be obtained by measuring the intensity of  ${}^*Q$  emission or the quantum yield of its photoreaction under continuous irradiation. The following mechanism is used to determine  $k_q$ :



The step represented by  $k_1$  has its analog in the ET step of reactions (12)–(16) in Sec. 2.4;  $k_2$  represents all the other

processes involving  ${}^*S-Q$  in reactions (8)–(10) of Sec. 2.3. Thus,  $k_1 + k_2 = k_{de}$ . A steady-state treatment applied to  $[{}^*S]$ ,  $[{}^*S-Q]$ , and  $[{}^*Q]$  leads to Eq. (22) for the emission intensity from  ${}^*Q$ , where  $\alpha$  is an instrumental factor.

$$\begin{aligned}
 \frac{1}{I_1} &= \left[ \frac{(k_1 + k_2)(k_3 + k_4 + k_5)}{\alpha I_0 \eta^* k_1 k_4} \right] \\
 &+ \left[ \frac{k_0(k_{-d} + k_1 + k_2)(k_3 + k_4 + k_5)}{\alpha I_0 \eta^* k_1 k_4 k_d} \right] \\
 &\times \left[ \frac{1}{[Q]} \right]. \quad (22)
 \end{aligned}$$

Provided that Q does not contribute to the absorption of the exciting light, or that an appropriate correction is made, Eq. (22) indicates that a plot of  $1/I_1$  vs  $1/[Q]$  (S–V plot for the sensitized emission) should be linear; indeed, such a linearity is considered as evidence for the mechanism. Under these conditions, the intercept/slope ratio equals

$$[k_d(k_1 + k_2)]/[k_0(k_{-d} + k_1 + k_2)] = k_q/k_0 = K_{SV}.$$

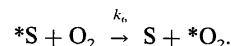
In an analogous manner, Eq. (23) for the quantum yield of P' production can be written:

$$\begin{aligned}
 \frac{1}{\Phi(P')} &= \left[ \frac{(k_1 + k_2)(k_3 + k_4 + k_5)}{\eta^* k_1 k_4} \right] \\
 &+ \left[ \frac{k_0(k_{-d} + k_1 + k_2)(k_3 + k_4 + k_5)}{\eta^* k_1 k_4 k_d} \right] \\
 &\times \left[ \frac{1}{[Q]} \right]. \quad (23)
 \end{aligned}$$

Equation (23) implies that a linear relationship exists between  $1/\Phi(P')$  and  $1/[Q]$  (S–V plot for the sensitized reaction), provided that Q neither absorbs the exciting light nor is substantially consumed during the irradiation period. From Eq. (23), intercept/slope =  $k_q/k_0 = K_{SV}$ .

References 80E412 and 86E555. Emission intensity from the excited quencher was measured under continuous irradiation conditions, and  $k_q$  was calculated by the use of Eq. (22).

References 85F395 and 86A158. The quantum yield for the sensitized photoreaction of Q was measured under continuous illumination conditions, and  $K_{SV}$  was evaluated by means of Eq. (23). In the first paper, however,  $k_q$  was evaluated from the competition between the quenching of  ${}^*S$  by Q and by  $O_2$ , where  $k_6 = 3 \times 10^9 \text{ L mol}^{-1} \text{ s}^{-1}$ :



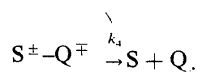
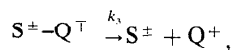
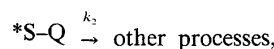
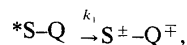
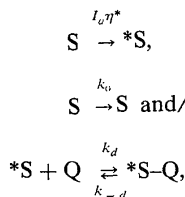
In the presence of  $O_2$ , the steady-state treatment yields Eq. (24),

$$\begin{aligned}
 \frac{1}{\Phi(P')} &= \left[ \frac{(k_1 + k_2)(k_3 + k_4 + k_5)}{\eta^* k_1 k_5} \right] \left[ 1 + \frac{1}{K_{SV} [Q]} \right] \\
 &+ \left[ \frac{(k_1 + k_2)(k_3 + k_4 + k_5) k_6}{\eta^* k_1 k_5 k_q} \right] \left[ \frac{[O_2]}{[Q]} \right] \quad (24)
 \end{aligned}$$

Equation (24) predicts that a plot of  $1/\Phi(P')$  vs  $[O_2]/[Q]$  will be linear at constant  $[Q]$  with a slope/intercept ratio of  $(k_6/k_q)/[1 + (K_{SV} [Q])^{-1}]$ . From  $K_{SV}$  determined in the absence of  $O_2$ ,  $k_q$  is obtained.

*Mech. [7] Primary products of electron transfer under continuous irradiation*

If  $*S-Q$  undergoes oxidative transfer (OT) to  $S^+-Q^-$  or reductive transfer (RT) to  $S^-Q^+$ , consideration must be given to the back electron-transfer reactions of the geminate pair ( $S^\pm-Q^\mp$ ) within the solvent cage when evaluation of  $k_q$  is made. The detailed mechanism is as follows:



Application of the steady-state treatment to  $[*S]$ ,  $[*S-Q]$ , and  $[S^\pm-Q^\mp]$  leads to Eq. (25),

$$[S^\pm-Q^\mp]_{ss} = \frac{I_a\eta^*k_1k_d[Q]}{[k_0(k_{-d} + k_1 + k_2) + k_d[Q](k_1 + k_2)](k_3 + k_4)} \quad (25)$$

The rate of primary production of  $S^\pm$  and  $Q^\mp$  in the bulk solution is

$$\frac{d[S^\pm]}{dt} = \frac{d[Q^\mp]}{dt} = k_3[S^\pm-Q^\mp].$$

The evaluation of  $k_q$  from the quantum yield of  $S^\pm$  or  $Q^\mp$  formation, measured after a finite period of irradiation, is complicated by back electron-transfer reaction (26) between  $S^+$  and  $Q^\mp$  in the bulk solution, the rate of which increases with increasing  $[S^\pm]$  and  $[Q^\mp]$ . Different approaches have been used to overcome this difficulty.



*References 78A058 and 80F058.* In these cases,  $Q^-$  is a Co(II) complex which decomposes via a transformation to  $P'$  much more rapidly than the occurrence of reaction (26), which can be neglected. Equation (27) results, which predicts a linear relationship between  $1/\Phi(P')$  and  $1/[Q]$ , with an intercept/slope ratio equal to

$$\begin{aligned} [k_d(k_1 + k_2)]/[k_0(k_{-d} + k_1 + k_2)] &= k_q/k_0 \\ &= K_{SV}, \\ \frac{1}{\Phi(P')} &= \frac{1}{\Phi(Q^-)} = \left[ \frac{(k_1 + k_2)(k_3 + k_4)}{\eta^*k_1k_3} \right] \\ &\quad + \left[ \frac{k_0(k_{-d} + k_1 + k_2)(k_3 + k_4)}{\eta^*k_1k_3k_d} \right] \\ &\quad \times \left[ \frac{1}{[Q]} \right]. \quad (27) \end{aligned}$$

*Reference 84F351.* In this case, the solution contained a "sacrificial" electron-transfer reagent  $X$  which was able to react with  $S^-$  to yield  $S$  and products with a rate constant  $k_6$ . When  $[X]$  is sufficiently high such that reaction (26) is of negligible importance and  $k_6[X] \gg k_5[Q^-]$ , the relationship between  $\Phi(Q^+)$  and  $[Q]$  is expressed by Eq. (27).

*Reference 81A139.* In this case, a similar system was used, but with a concentration of  $X$  insufficiently high for reaction (26) to be rendered negligible. Under these conditions, and by assuming that  $k_2 - k_4 = 0$ , Eq. (28) was ob-

tained from a steady-state treatment of  $[*S]$ ,  $[*S-Q]$ ,  $[S^+Q^-]$ , and  $[Q^-]$ :

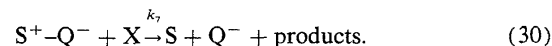
$$\frac{d[Q^-]}{dt} = I_a\eta^* \left[ \frac{k_q[Q]}{k_0 + k_q[Q]} \right] \left[ \frac{k_6[X]}{k_5[Q^-] + k_6[X]} \right]. \quad (28)$$

Equation (28) shows that  $[Q^-]$  does not increase linearly with the irradiation time. The value of  $d[Q^-]/dt$  at a given  $[Q^-]$  was obtained at various  $[Q]$  and  $[X]$  from the tangent of a plot of  $[Q^-]$  versus irradiation time. The value of  $K_{SV}$  was then obtained as the intercept/slope ratio from the linear plot of  $dt/d[Q^-]$  vs  $1/[Q]$  at constant  $[X]$ , as expressed by Eq. (29),

$$\begin{aligned} \frac{dt}{d[Q^-]} &= \left[ \frac{k_5[Q^-] + k_6[X]}{I_a\eta^*k_6[X]} \right] \\ &\quad + \left[ \frac{k_0(k_5[Q^-] + k_6[X])}{I_a\eta^*k_6[X]k_q} \right] \left[ \frac{1}{[Q]} \right]. \quad (29) \end{aligned}$$

*Reference 83A333.* In this case, the same treatment as above was used, but  $d[Q^-]/dt$  was evaluated from the initial slope of the plot of  $[Q^-]$  versus irradiation time.

*Reference 85F328.* In this case, back electron-transfer reaction (26) was prevented by means of competitive irreversible reaction (30); this latter reaction substitutes for all the reactions of  $S^+-Q^-$  in the previous mechanism.



The quantum yield of formation of  $Q^-$  as a function of  $[Q]$  is given by Eq. (31),

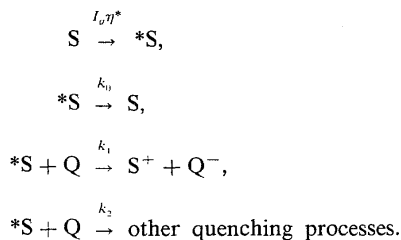
$$\begin{aligned} \frac{1}{\Phi(Q^-)} &= \left[ \frac{(k_1 + k_2)(k_4 + k_7[X])}{\eta^*k_1k_7[X]} \right] \\ &\quad + \left[ \frac{k_0(k_{-d} + k_1 + k_2)(k_4 + k_7[X])}{\eta^*k_1k_7[X]k_d} \right] \\ &\quad \times \left[ \frac{1}{[Q]} \right]. \quad (31) \end{aligned}$$

The plot of  $1/\Phi(Q^-)$  vs  $1/[Q]$  is linear, and the inter-

cept/slope ratio is again equal to  $K_{SV}$ . Note that  $[X]$  affects  $\Phi(Q^-)$ , but not  $K_{SV}$ .

*Mech.* [8] *Primary products of electron transfer upon pulsed irradiation*

*Reference 82F065.*  $k_q$  was determined from the measurement of the concentration of a primary product  $S^+$  resulting from the flash. The following mechanism was assumed, in which back electron transfer in the bulk solution is neglected:

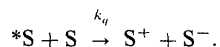


The quantum yield for the production of  $S^+$  during the flash, assuming that the quenching is irreversible, is  $\Phi(S^+) = k_1[Q]/(k_0 + k_q[Q])$ , where  $k_q = k_1 + k_2$ ;

$$1/\Phi(S^+) = (k_q/k_1) + (k_0/k_1[Q]).$$

Experimentally,  $\Phi(S^+) = [S^+]_0 / I_a \eta^*$ , where  $[S^+]_0$  is the concentration of  $S^+$  just at the end of the flash, evaluated from absorbance measurements at various times after the flash and extrapolated to  $t = 0$  in order to account for back electron transfer. The quantity  $I_a \eta^*$  was obtained from actinometric measurements, using very complex numerical calculations in order to account for the changes in  $[S]$  (and  $[Q]$ , inasmuch as this species absorbs a fraction of the exciting light) during the flash. From the intercept and slope of the linear plot of  $1/\Phi(S^+)$  vs  $1/[Q]$ ,  $k_q$  and the efficiency of formation of the primary products in the bulk solution ( $k_1/k_q$ ) were obtained.

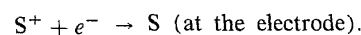
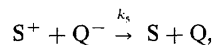
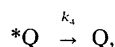
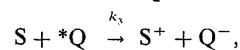
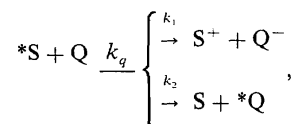
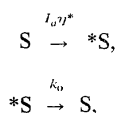
*Reference 80A023.* The time-dependent variation of the electrical conductivity of the solution after pulsed excitation was used to evaluate  $k_q$  for the following ground-state electron-transfer quenching process:



With the assumption that  ${}^*S-Q$  does not contribute to the reaction, the rate of variation of the conductivity equals the rate of consumption of  ${}^*S$  after the flash as given in Eq. (32).  $k_q$  was obtained from the slope of the linear plot of  $1/t_{1/2}$  (conductivity) vs  $[S]$ .

$$[{}^*S]_t = [{}^*S]_0 \exp\{-(k_0 + k_q[S])t\}. \quad (32)$$

*Reference 80E224.*  $k_q$  was evaluated by means of photocurrent measurements taken after flash excitation. The proposed mechanism is:



Inasmuch as the resolution time of the apparatus was of the order of  $\mu s$ , the reactions represented by  $k_q$  and  $k_3$  were considered to be complete at  $t = 0$  after the flash. If the reaction represented by  $k_5$  is considered to be of negligible importance during the flash, the concentration of  $S^+$  at  $t = 0$  is given by Eq. (33), where  $I_f$  is the number of photons effectively absorbed by  $1 \text{ dm}^3$  of solution during the flash.

$$[S^+]_0 = \frac{I_f[Q]\{k_1 + (k_2 k_3[S]/(k_4 + k_3[S]))\}}{(k_0 + k_q[Q])}. \quad (33)$$

By assuming that the reaction at the electrode is diffusion controlled, and by solving the equation describing the diffusion, Eq. (34) is obtained for the intensity of the photocurrent  $i$  as a function of time after the flash, from which the product  $\lambda[S^+]_0$ , where  $\lambda$  is a constant, can be evaluated. Inasmuch as  $Q^-$  was initially present in excess before the flash,  $[Q^-]$  is a constant value.

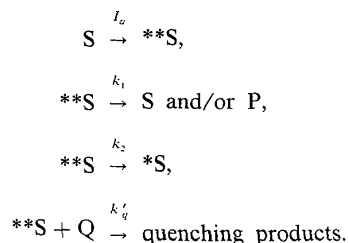
$$i = \lambda [S^+]_0 t^{-1/2} \exp(-k_5[Q^-]t). \quad (34)$$

A linear plot of  $1/\lambda[S^+]_0$  vs  $1/[Q]$  was obtained experimentally. The rearrangement of Eq. (33) to Eq. (35) shows that the intercept/slope ratio of this plot is equal to  $K_{SV}$ .

$$\begin{aligned} \frac{1}{\lambda[S^+]_0} &= \left[ \frac{(k_q/\lambda I_f)}{k_1 + \{k_2 k_3[S]/(k_4 + k_3[S])\}} \right] \\ &+ \left[ \frac{(k_0/\lambda I_f)}{k_1 + \{k_2 k_3[S]/(k_4 + k_3[S])\}} \right] \\ &\times \left[ \frac{1}{[Q]} \right]. \end{aligned} \quad (35)$$

*Mech.* [9] *Quenching of higher-energy excited states*

If  ${}^*S$  is indirectly populated from a higher-energy excited state  ${}^{**}S$  and both  ${}^*S$  and  ${}^{**}S$  are quenched by  $Q$ , the light absorption step 1 of Sec. 2.2 must be substituted by the following reactions:



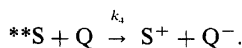
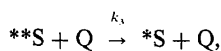
By making the steady-state approximation for  $[**S]$ ,  $[*S]$ , and  $[*S-Q]$ , and neglecting as usual any emission from  $*S-Q$ , one obtains Eq. (36) for the emission intensity of  $*S$ , where  $K_{SV}$  is the S-V constant for the quenching of  $*S$ , and  $K_h = k'_q/(k_1 + k_2)$ . According to Eq. (36), the S-V plot of  $I'_l/I_l$  vs  $[Q]$  shows a positive deviation from linearity.

$$I'_l/I_l = 1 + (K_{SV} + K_h)[Q] + (K_{SV}K_h)[Q]^2. \quad (36)$$

On the other hand, in flash experiments the quenching of  $**S$  results in a decrease of  $[*S]_0$ , but generally has no effect on its decay, provided that the lifetime of  $**S$  is much shorter than that of  $*S$ .

*Reference 74E519.* Although the S-V plot for  $I_l$  from  $*S$  has negative deviation from linearity, its initial slope was taken as equal to  $(K_{SV} + K_h)$  because the quadratic term in Eq. (36) is negligible for  $[Q] \ll 1$  mol/L. In addition,  $K_h$  was considered to be small compared to  $K_{SV}$ ; it is presumed that  $k'_q \sim k_d$ , and  $(k_1 + k_2) \gg k_0$ .

*Reference 79A220.*  $k_q$  for the quenching of  $*S$  was obtained from lifetime measurements in the usual way;  $k'_q$  for the quenching of  $**S$  was determined from the measurement of  $[*S]$  and  $[S^+]$  at 50  $\mu$ s after the flash. The following quenching modes for  $**S$  were assumed:



By assuming that at 50  $\mu$ s after the flash all the reactions involving  $**S$  were completed while those involving  $*S$  had proceeded to a negligible extent, Eqs. (37) and (38) were obtained for the concentrations of  $*S$  and  $S^+$  at that time ( $[*S]_{50}$  and  $[S^+]_{50}$ , respectively).

$$[*S]_{50} = \frac{(k_2 + k_3[Q])I_a}{k_1 + k_2 + (k_3 + k_4)[Q]}, \quad (37)$$

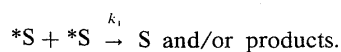
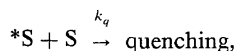
$$[S^+]_{50} = \frac{k_4[Q]I_a}{k_1 + k_2 + (k_3 + k_4)[Q]}. \quad (38)$$

The ratio of Eq. (37) and (38) yields Eq. (39). From the intercept and slope of the linear plot of  $[*S]_{50}/[S^+]_{50}$  vs  $1/[Q]$ ,  $k_2/k_4$  and  $k_3/k_4$  can be evaluated. Values of  $k_3$ ,  $k_4$ , and  $k'_q$  ( $= k_3 + k_4$ ) were obtained by assuming that  $k_2$ , the rate constant for intersystem crossing between  $**S$  and  $*S$ , is in the range  $10^7$ – $10^8$  s $^{-1}$ .

$$\frac{[*S]_{50}}{[S^+]_{50}} = \left[ \frac{k_3}{k_4} \right] + \left[ \frac{k_2}{k_4} \right] \left[ \frac{1}{[Q]} \right]. \quad (39)$$

#### Mech. [10] Quenching in the presence of triplet-triplet reactions

Consider a triplet excited state that undergoes ground-state quenching and triplet-triplet reaction simultaneously:



The decay of  $*S$  after pulsed excitation does not follow first-order kinetics:  $-d[*S]/dt = K[*S] + k_1[*S]^2$ , where  $K = (k_0 + k_q[S])$ .

*Reference 83A102.*  $K$  and  $k_1$  were evaluated by a best-fit procedure from the decay curves of the optical absorption of  $*S$  using Eq. (40), obtained from the solution of the differential equation above. Conversion of absorbances to concentrations was effected by using the following relationships:  $[*S]_0 = (A_0 - A_b)/\epsilon(*S)$  and  $[*S]_t = (A_t - A_b)/\epsilon(*S)$ , where  $\epsilon(*S)$  is the molar absorptivity of  $*S$  at the monitoring wavelength, and  $A_b$ ,  $A_0$ , and  $A_t$  are the optical absorbances before the flash, just after the flash, and at time  $t$  after flash, respectively.  $k_q$  was then obtained as the slope of the linear plot of  $K$  vs  $[S]$ .

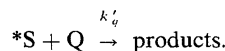
$$[*S]_t = \frac{(K/k_1)}{\left[ \frac{K}{k_1[*S]_0} + 1 \right] \exp(Kt) - 1}. \quad (40)$$

*Reference 60E006.* For similar systems,  $K$  was evaluated by means of Eq. (41), where  $\epsilon(S)$  is the molar absorptivity at the monitoring wavelength,  $l$  is the optical pathlength, and  $\epsilon(*S)$ ,  $A_b$ ,  $A_0$ , and  $A_t$  have the same meaning as above.

$$\frac{d\{\ln[(A_0 - A_b)/(A_t - A_b)]\}}{dt} = K + \left[ \frac{(k_1 - k_q)(A_t - A_b)}{[\epsilon(*S) - \epsilon(S)]l} \right]. \quad (41)$$

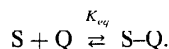
The value of the derivative [left-hand side of Eq. (41)] was determined as the tangent to the plot of  $(A_0 - A_b)/(A_t - A_b)$  vs  $t$ , and  $K$  as the intercept of the plot of the derivative vs  $(A_t - A_b)$ .

*Reference 60A002.* The same treatment as above was applied to the quenching of  $*S$  by  $Q$ . Now,  $K = k_0 + k_q[S] + k'_q[Q]$  in Eq. (41);  $k'_q$  was evaluated from the plot of  $K$  vs  $[Q]$  at constant  $[S]$ :

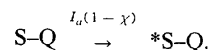
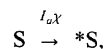


#### Mech. [11] Static quenching

Static quenching is a nondynamical process that results from the excitation of ground-state adducts between  $S$  and  $Q$ ; static quenching may occur simultaneously with the dynamic quenching reaction, particularly when  $S$  and  $Q$  are ions of opposite sign:



When the emission from  $*S$  (and  $*S-Q$ ) is measured under steady-state conditions, the light absorption step of Sec. 2.2 must be replaced with the following reactions, where  $I_a$  is the intensity of light absorbed by all the various  $S$  species, and  $\chi$  is the fraction of the light absorbed by uncomplexed  $S$ ;  $\chi = (1 + K_{eq}[Q])^{-1}$  if  $S$  and  $S-Q$  have the same molar absorptivity at the exciting wavelength.



If it is assumed that  $K_{eq} = k_d/k_{-d}$ , the general steady-

state treatment leads to expressions for the dependence of the emission intensity on [Q]: Eq. (42) for irreversible

$$I_i^0/I_i = 1 + (K_{SV} + K_{eq})[Q] + K_{SV}K_{eq}[Q]^2, \quad (42)$$

$$\frac{I_i^0}{I_i} = \frac{1 + (K_{SV} + K_{eq})[Q] + K_{SV}K_{eq}[Q]^2}{1 + (1 + \gamma)\{k_d[Q]/(k_{-d} + k_{de})\} + \gamma\{(k_0 + k_d[Q])K_{eq}[Q]/(k_{-d} + k_{de})\}}. \quad (43)$$

Equation (42) is a quadratic equation which shows positive deviation from linearity when  $I_i^0/I_i$  is plotted against [Q]. Equation (43), on the other hand, tends toward a limiting value at high [Q]:  $I_i^0/I_i(\text{lim}) = k_{de}/k_0\gamma$ . Equation (43) reduces to Eq. (42) whenever the denominator of Eq. (43) is close to unity, in particular when  $(k_{-d} + k_{de}) \gg k_d[Q]$  and  $k_{de} \gg k_0$ . If one assumes that  $k'_{rd} = k_{rd}$ , the condition that  $k_{de} \gg k_0$  implies that the quantum yield of emission from \*S-Q is much smaller than that from \*S.

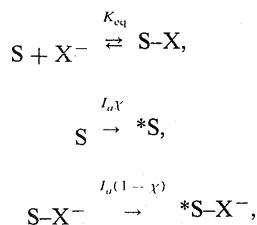
In pulsed excitation experiments, ground-state complexation between S and Q affects [\*S] and [\*S-Q] at  $t = 0$  after the flash, but not their decay kinetics. Then, only the "dynamic" part of the quenching, which generally is monoexponential and exhibits a linear S-V plot, is monitored.

References 80E669 and 81A250.  $k_q$  was obtained from steady-state emission intensity measurements by assuming that  $I_i^0/I_i$  follows Eq. (42). In the first paper, however, the S-V plot has a negative deviation from linearity. In the latter paper, a value of  $K_{eq}$  obtained from the Debye-Smoluchowski and Eigen equations, was used in the best-fit procedure to evaluate  $K_{SV}$ .

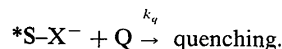
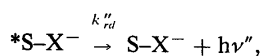
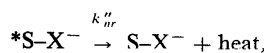
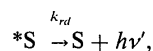
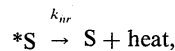
Reference 85E375. A biexponential decay of the emission after pulsed excitation was observed in the presence of static quenching. The values of  $k_d$ ,  $k_{-d}$ , and  $k_{de}$  were obtained through a best-fit procedure from  $m_1$  and  $m_2$  values at two different [Q], by assuming that  $k'_{rd} = k_{rd}$ ,  $k'_{nr} = k_{nr}$ , and  $k'_{rx} = k_{rx}$ . The value of  $k_q$  reported in this compilation was calculated by us using the values of  $k_d$ ,  $k_{-d}$ , and  $k_{de}$  quoted in this paper.

Mech. [12] Ion-pairing of the substrate

Reference 86F346. For the system where the substrate is  $\text{Ru}(\text{bpy})_3^{2+}$  and the quencher is  $\text{MV}^{2+}$ , it has been found that the quenching reaction is affected by both the nature and the concentration of added halide ions ( $\text{X}^- = \text{Cl}^-$ ,  $\text{I}^-$ ). This behavior was attributed to the presence of ion pairs between S and  $\text{X}^-$ , their excitation, and subsequent quenching. The following mechanism was assumed:



quenching [reaction (5) in Sec. 2.3], and Eq. (43) for reversible quenching [reaction (6) in Sec. 2.3]:



The quenching of "free" \*S by Q, and ion pairing between Q and  $\text{X}^-$  were ignored. A steady-state treatment, in which it was assumed that  $\epsilon(\text{S}) = \epsilon(\text{S-X}^-)$  at the excitation wavelength,  $k_{rd} = k'_{rd}$ , and  $k_{nr} = k'_{nr}$ , leads to Eq. (44),

$$\frac{I_i^0}{I_i} = 1 + \frac{K_{eq}[\text{X}^-]K_{SV}[\text{Q}]}{1 + K_{eq}[\text{X}^-] + K_{SV}[\text{Q}]}. \quad (44)$$

In this treatment,  $[\text{X}^-]$  was taken to be equal to  $[\text{X}^-]_0$ , the concentration of  $\text{X}^-$  in the initially prepared solution, inasmuch as  $[\text{S}] < [\text{X}^-]_0$ . Equation (44) is converted easily to Eq. (45),

$$\begin{aligned} Y &= \frac{[\text{Q}]}{(I_i^0/I_i) - 1} \\ &= \left[ \frac{1}{K_{SV}} \right] + \left[ \frac{1 + K_{SV}[\text{Q}]}{K_{eq}K_{SV}} \right] \times \left[ \frac{1}{[\text{X}^-]} \right]. \end{aligned} \quad (45)$$

A linear plot of  $Y$  vs  $1/[\text{X}^-]$  was obtained at constant [Q];  $K_{SV}$  was calculated directly from the intercept of this plot. It is worth noting that changes in  $[\text{X}^-]$  also caused changes in the ionic strength of the solution; this fact was not considered in the paper.

## 10. References

- 573002 Direct lifetime measurements of excited molecules of chlorophyll and analogous pigments in various media. Dmitrievskii, O.D.; Ermolaev, V.L.; Terenin, A.N., *Dokl. Akad. Nauk SSSR* 114: 751-3 (1957)
- 60A002 The quenching of triplet states of anthracene and porphyrins by heavy metal ions. Linschitz, H.; Pekkarinen, L., *J. Am. Chem. Soc.* 82: 2411-6 (1960)
- 60E006 Studies on metastable states of porphyrins. II. Spectra

- and decay kinetics of tetraphenylporphine, zinc tetraphenylporphine and bacteriochlorophyll.  
Pekkarinen, L.; Linschitz, H., *J. Am. Chem. Soc.* **82**: 2407-11 (1960)
- 60E010 Variation in the duration of luminescence of trivalent gadolinium and terbium ions in the system sulfuric acid-water, as a function of component concentration.  
Kondrat'eva, E.V., *Opt. Spectrosc. (USSR)* **8**: 66-7 (1960)  
Translated from: *Opt. Spektrosk.* **0**: 130-2 (1960)
- 60E011 A study of the duration and intensity of luminescence of trivalent gadolinium and terbium ions in solutions.  
Kondrat'eva, E.V.; Lazeeva, G.S., *Opt. Spectrosc. (USSR)* **8**: 67-9 (1960) Translated from: *Opt. Spektrosk.* **0**: 132-5 (1960)
- 65A001 Deactivation of the fluorescent and phosphorescent states of tetrapyrrole pigments in liquid solutions.  
Shakhverdov, P.A.; Terenin, A.N., *Dokl. Phys. Chem.* **160**: 163-5 (1965) Translated from: *Dokl. Akad. Nauk SSSR* **160**: 1141-3 (1965)
- 67A003 Interaction between excited electron states of tetrapyrrole dyes and electron acceptors.  
Shakhverdov, P.A., *Dokl. Phys. Chem.* **174**: 450-2 (1967)  
Translated from: *Dokl. Akad. Nauk SSSR* **174**: 1141-3 (1967)
- 67E121 Experimental determination of the efficiency of conversion of polyatomic molecules in the triplet state.  
Gurinovich, G.P.; Patsko, A.I.; Sevchenko, A.N., *Dokl. Phys. Chem.* **174**: 402 (1967) Translated from: *Dokl. Akad. Nauk SSSR* **174**: 873-5 (1967)
- 68A001 Fluorescence of zinc and magnesium etioporphyrin I. Quenching and wavelength shifts due to complex formation.  
Whitten, D.G.; Lopp, I.G.; Wildes, P.D., *J. Am. Chem. Soc.* **90**: 7196-200 (1968)
- 68E121 Mechanism of nonradiative energy transfer to rare earth ions in liquid solutions.  
Antipenko, B.M.; Ermolaev, V.L., *Bull. Acad. Sci. USSR, Phys. Ser.* **32**: 1392-5 (1968) Translated from: *Izv. Akad. Nauk SSSR, Ser. Fiz.* **32**: 1504-7 (1968)
- 69E219 The luminescence of tris(2,2'-bipyridine)ruthenium(II) dichloride.  
Lytle, F.E.; Hercules, D.M., *J. Am. Chem. Soc.* **91**: 253-7 (1969)
- 69E237 On the mechanism of radiationless energy transfer between rare-earth ions in liquid solutions.  
Antipenko, B.M.; Ermolaev, V.L., *Opt. Spectrosc. (USSR)* **26**: 415-8 (1969) Translated from: *Opt. Spektrosk.* **26**: 758-64 (1969)
- 706153 On the mechanism of luminescence quenching in rare-earth ions and their complexes by organic compounds in liquid solutions.  
Ermolaev, V.L.; Tachin, V.S., *Opt. Spectrosc. (USSR)* **29**: 49-52 (1970) Translated from: *Opt. Spektrosk.* **29**: 93-9 (1970)
- 707320 Excited state donor-acceptor complexes. Olefin isomerization as a probe to monitor decay processes.  
Lopp, I.G.; Hendren, R.W.; Wildes, P.D.; Whitten, D.G., *J. Am. Chem. Soc.* **92**: 6440-7 (1970)
- 717111 A new photosensitizer. Tris(2,2'-bipyridine)ruthenium(II) chloride.  
Demas, J.N.; Adamson, A.W., *J. Am. Chem. Soc.* **93**: 1800-1 (1971)
- 71E390 Role of the solvent in radiationless energy-transfer processes between rare-earth ions.  
Antipenko, B.M.; Ermolaev, V.L., *Opt. Spectrosc. (USSR)* **30**: 39-42 (1971) Translated from: *Opt. Spektrosk.* **30**: 75-80 (1971)
- 727386 Spectrophotometric investigation of short-lived products of photoreactions of uranium(VI).  
Rygalov, L.N.; Chibisov, A.K.; Karyakin, A.V.; Benzrogova, E.V.; Myasoedov, B.F.; Nemedruk, A.A., *Theor. Exp. Chem.* **8**: 399-403 (1972) Translated from: *Teor. Eksp. Khim.* **8**: 484-9 (1972)
- 72E284 Medium effects on the lifetime and reactivity of triplet exciplexes.  
Roy, J.K.; Whitten, D.G., *J. Am. Chem. Soc.* **94**: 7162-4 (1972)
- 72E317 Nonradiative energy-transfer from rare-earth ions to dyes. 2. Liquid solutions.  
Shakhverdov, T.A.; Ermolaev, V.L., *Opt. Spectrosc. (USSR)* **33**: 515-9 (1972) Translated from: *Opt. Spektrosk.* **33**: 941-9 (1972)
- 72E319 Role of electrostatic and covalent interaction in energy transfer in solutions.  
Ermolaev, V.L.; Gruzdev, V.P.; Tachin, V.S., *Bull. Acad. Sci. USSR, Phys. Ser.* **36**: 888-91 (1972) Translated from: *Izv. Akad. Nauk SSSR, Ser. Fiz.* **36**: 984-7 (1972)
- 72E320 Radiationless energy transfer from rare earth ions to dyes in solid and liquid solutions.  
Shakhverdov, T.A., *Bull. Acad. Sci. USSR, Phys. Ser.* **36**: 920-4 (1972) Translated from: *Izv. Akad. Nauk SSSR, Ser. Fiz.* **36**: 1018-23 (1972)
- 72E321 Triplet-triplet absorption of the copper complex of mesoporphyrin.  
Dzhagarov, B.M.; Kozlov, Yu.I.; Simonov, A.P., *Opt. Spectrosc.* **32**: 444 (1972) Translated from: *Opt. Spektrosk.* **32**: 838-40 (1972)
- 736183 Quenching of the tris(ethylenediamine)chromium(III) phosphorescence by some transition metal ions in aqueous solutions.  
Wasgestian, H.F.; Ballardini, R.; Varani, G.; Moggi, L.; Balzani, V., *J. Phys. Chem.* **77**: 2614-7 (1973)
- 736244 Quenching of the luminescent state of tris(2,2'-bipyridine)ruthenium(II) by electronic energy transfer.  
Wrighton, M.; Markham, J., *J. Phys. Chem.* **77**: 3042-4 (1973)
- 737081 Photochemical behavior of ethylenediaminetetraacetate complexes of cobalt(III). Sensitization and excited-state reaction pathways.  
Natarajan, P.; Endicott, J.F., *J. Am. Chem. Soc.* **95**: 2470-7 (1973)
- 737633 Quenching of the  $\text{Ru}(\text{dipy})_3^{2+}$  phosphorescence by  $\text{Cr}(\text{CN})_6^{3-}$ . Evidence for a diffusion-controlled mechanism.  
Bolletta, F.; Maestri, M.; Moggi, L., *J. Phys. Chem.* **77**: 861-2 (1973)
- 737656 Tris(2,2'-bipyridine)ruthenium(II) sensitized reactions of some oxalato complexes.  
Demas, J.N.; Adamson, A.W., *J. Am. Chem. Soc.* **95**: 5159-68 (1973)
- 737658 Oxygen quenching of charge-transfer excited states of ruthenium(II) complexes. Evidence for singlet oxygen production.  
Demas, J.N.; Diemente, D.; Harris, E.W., *J. Am. Chem. Soc.* **95**: 6864-5 (1973)
- 73E367 Nonradiative energy transfer from rare earth ions to dyes. III. Effect of ionic Coulomb interaction on dipole-dipole energy transfer in water.  
Shakhverdov, T.A.; Bodunov, E.N., *Opt. Spectrosc. (USSR)* **34**: 646-50 (1973) Translated from: *Opt. Spektrosk.* **34**: 1112-9 (1973)
- 73E368 Nonradiative energy transfer from rare earth ions to organic radicals.  
Shakhverdov, T.A., *Opt. Spectrosc. (USSR)* **35**: 96-8 (1973) Translated from: *Opt. Spektrosk.* **35**: 168-70 (1973)
- 73F673 Photoredox behavior of transition metal-ethylenediaminetetraacetate complexes. A comparison of some group VIII metals.  
Natarajan, P.; Endicott, J.F., *J. Phys. Chem.* **77**: 2049-54 (1973)
- 73F674 Influence of the solvent on the efficiency of energy transfer between aromatic molecules and rare earth ions.  
Ermolaev, V.L.; Tachin, V.S., *Theor. Exp. Chem. [Engl. Transl.]* **9**: 432-4 (1973) Translated from: *Teor. Eksp. Khim.* **9**: 547-50 (1973)
- 746021 The nature of the lowest excited state in tricarbonylchloro-1,10-phenanthroline-rhenium(I) and related

- complexes.  
Wrighton, M.; Morse, D.L., *J. Am. Chem. Soc.* **96**: 998-1003 (1974)
- 746112 Dynamic and static quenching of the tris(2,2'-dipyridyl)ruthenium(II) phosphorescence by anionic coordination compounds in various solvents.  
Bolletta, F.; Maestri, M.; Moggi, L.; Balzani, V., *J. Phys. Chem.* **78**: 1374-7 (1974)
- 746333 Ligand-ion energy transfer in europium chelates.  
Joshi, B.D.; Page, A.G.; Patel, B.M., *Z. Phys. Chem. (Leipzig)* **255**: 103-8 (1974)
- 746396 Reduction by the triplet charge-transfer state of tris(bipyridyl)ruthenium(II). Photochemical reaction between tris(bipyridyl)ruthenium(II) and thallium(III).  
Laurence, G.S.; Balzani, V., *Inorg. Chem.* **13**: 2976-82 (1974)
- 747132 Absorption spectrum, lifetime and photoreactivity towards alcohols of the excited state of the aqueous uranyl ion ( $\text{UO}_2^{2+}$ ).  
Hill, R.J.; Kemp, T.J.; Allen, D.M.; Cox, A., *J. Chem. Soc., Faraday Trans. 1* **70**: 847-57 (1974)
- 747153 Quenching of excited uranyl ions by aliphatic alcohols in aqueous solutions.  
Sergeeva, G.I.; Chibisov, A.K.; Karyakin, A.V.; Levshin, L.V.; Nemodruk, A.A.; Myasoedov, B.F., *High Energy Chem.* **8**: 30-3 (1974) Translated from: *Khim. Vys. Energ.* **8**: 38-42 (1974)
- 747159 Electron transfer quenching of the luminescent excited state of tris(2,2'-bipyridine)ruthenium(II). A flash photolysis relaxation technique for measuring the rates of very rapid electron transfer reactions.  
Bock, C.R.; Meyer, T.J.; Whitten, D.G., *J. Am. Chem. Soc.* **96**: 4710-2 (1974)
- 747293 Spectroscopic studies of formation and decay of triplet exciplexes. Evidence for a limited role of charge-transfer interactions in a nonpolar solvent.  
Roy, J.K.; Carroll, F.A.; Whitten, D.G., *J. Am. Chem. Soc.* **98**: 6349-55 (1974)
- 747635 Mechanism of the quenching of the phosphorescence of tris(2,2'-bipyridine)ruthenium(II) by some cobalt(III) and ruthenium(III) complexes.  
Navon, G.; Sutin, N., *Inorg. Chem.* **13**: 2159-64 (1974)
- 74A003 Deactivation pathways of excited uranyl ions in solutions.  
Sergeeva, G.; Chibisov, A.; Levshin, L.; Karyakin, A., *J. Chem. Soc., Chem. Commun.* : 159-60 (1974)
- 74E502 Luminescence quenching of dicyanobis(1,10-phenanthroline)ruthenium(II) by cupric ion in aqueous solutions. Dynamic and static processes.  
Demas, J.N.; Addington, J.W., *J. Am. Chem. Soc.* **96**: 3663-4 (1974)
- 74E518 Concentration and temperature dependence of the lifetimes of the fluorescence arising from the second excited state of  $\text{Tb}^{3+}$  ( $^5\text{D}_3$ ) in  $\text{POCl}_3\text{:SnCl}_4$ .  
Tokousbalides, P.; Chrysochoos, J., *Chem. Phys. Lett.* **29**: 226-9 (1974)
- 74E519 Fluorescence enhancement of  $\text{Eu}^{3+}$  by  $\text{Tb}^{3+}$  in dimethylsulfoxide (DMSO).  
Chrysochoos, J., *J. Lumin.* **9**: 79-93 (1974)
- 74E520 Triplet-triplet energy transfer and radiationless processes in nonluminescing metalloporphyrin molecules.  
Tsvirko, M.P.; Solovev, K.N.; Sapunov, V.V., *Opt. Spectrosc.* **36**: 193-5 (1974) Translated from: *Opt. Spektrosk.* **36**: 335-9 (1974)
- 74F655 Inhibiting action of thallium(I) ion on uranyl photoreduction.  
Yokoyama, Y.; Moriyasu, M.; Ikeda, S., *J. Inorg. Nucl. Chem.* **36**: 385-9 (1974)
- 756002 Excited state quenching activity of  $d^0$  metallocenes and a detailed study of ruthenocene luminescence.  
Wrighton, M.S.; Pdungsap, L.; Morse, D.L., *J. Phys. Chem.* **79**: 66-71 (1975)
- 756252 Intermolecular energy transfer between Tris(acetylacetonato)-lanthanoid complexes in n-butanol solution.  
Napier, G.D.R.; Neilson, J.D.; Shepherd, T.M., *J. Chem. Soc., Faraday Trans. 2* **71**: 1487-96 (1975)
- 756295 Concentration and temperature quenching of the excited state of the uranyl ion in aqueous solution by laser flash photolysis.  
Benson, P.; Cox, A.; Kemp, T.J.; Sultana, Q., *Chem. Phys. Lett.* **35**: 195-7 (1975)
- 756325 Bimolecular electron transfer reactions of electronically excited states of co-ordination compounds.  
Bolletta, F.; Maestri, M.; Moggi, L.; Balzani, V., *J. Chem. Soc., Chem. Commun.* : 901-2 (1975)
- 756411 Physical and chemical quenching of excited uranyl ion by organic molecules studied by fluorimetric and laser flash photolysis methods.  
Ahmad, M.; Cox, A.; Kemp, T.J., *J. Chem. Soc., Perkin Trans. 2* : 1867-72 (1975)
- 756452 Pentavalent uranium, a quencher of the excited state of uranyl in solution.  
Bulgakov, R.G.; Kazakov, V.P.; Lotnik, S.V., *High Energy Chem. (Engl. Transl.)* **9**: 493-4 (1975) Translated from: *Khim. Vys. Energ.* **9**: 555-6 (1975)
- 757168 Photochemistry of transition metal complexes. The mechanism and efficiency of energy conversion by electron-transfer quenching.  
Bock, C.R.; Meyer, T.J.; Whitten, D.G., *J. Am. Chem. Soc.* **97**: 2909-11 (1975)
- 757640 Steady-state considerations in the electron-transfer quenching of the tris(2,2'-bipyridine)ruthenium(II) luminescence.  
Lin, C.; Sutin, N., *J. Am. Chem. Soc.* **97**: 3513-5 (1975)
- 75A245 Photosynthesis and porphyrin excited state redox reactions.  
Carapellucci, P.A.; Mauzerall, D., *Ann. N.Y. Acad. Sci.* **244**: 214-37 (1975)
- 75E531 Effect of ionic environment on nonradiative energy transfer from rare-earth ions to organic molecules in solution.  
Ermolaev, V.L.; Tachin, V.S., *Opt. Spectrosc. (USSR)* **38**: 656-7 (1975) Translated from: *Opt. Spektrosk.* **38**: 1138-40 (1975)
- 75E542 Quenching of  $\text{Nd}^{3+}$  luminescence by added water in solutions of neodymium nitrate in tributyl phosphate and mixtures of the latter with nonpolar organic solvents.  
Zinina, E.M.; Shablya, A.V., *Opt. Spectrosc. (USSR)* **39**: 386-9 (1975) Translated from: *Opt. Spektrosk.* **39**: 686-91 (1975)
- 75F657 Luminescent osmium(II) and iridium(III) complexes as photosensitizers.  
Demas, J.N.; Harris, E.W.; Flynn, C.M., Jr.; Diemente, D., *J. Am. Chem. Soc.* **97**: 3838-9 (1975)
- 766014 Quenching of the luminescence of the tris(2,2'-bipyridine) complexes of ruthenium(II) and osmium(II). Kinetic considerations and photogalvanic effects.  
Lin, C.-T.; Sutin, N., *J. Phys. Chem.* **80**: 97-105 (1976)
- 766020 Quenching of the luminescent state of the uranyl ion ( $\text{UO}_2^{2+}$ ) by metal ions. Evidence for an electron transfer mechanism.  
Burrows, H.D.; Formosinho, S.J.; da Graca Miguel, M.; Coelho, F.P., *J. Chem. Soc., Faraday Trans. 1* **72**: 163-71 (1976)
- 766027 Electron and energy transfer mechanisms in the quenching of the tris(2,2'-bipyridine)ruthenium(II) luminescence by cyanide complexes.  
Juris, A.; Gandolfi, M.T.; Manfrin, M.F.; Balzani, V., *J. Am. Chem. Soc.* **98**: 1047-8 (1976)
- 766046 Electron-transfer reactions of excited states. Reductive quenching of the tris(2,2'-bipyridine)ruthenium(II) luminescence.  
Creutz, C.; Sutin, N., *Inorg. Chem.* **15**: 496-9 (1976)



- 766073 Mechanism of intermolecular energy transfer between tris(acetylacetonato)lanthanoid complexes in solution. Neilson, J.D.; Shepherd, T.M., *J. Chem. Soc., Faraday Trans. 2* **72**: 557-64 (1976)
- 766201 Electron transfer mechanism in quenching of uranyl luminescence by halide ions. Yokoyama, Y.; Moriyasu, M.; Ikeda, S., *J. Inorg. Nucl. Chem.* **38**: 1329-33 (1976)
- 766319 Luminescence quenching of the tris(2,2'-bipyridine)ruthenium(II) and tris(1,10-phenanthroline)ruthenium(II) cations. Demas, J.N.; Addington, J.W., *J. Am. Chem. Soc.* **98**: 5800-6 (1976)
- 766404 Mechanism of the quenching of the emission of substituted polypyridineruthenium(II) complexes by iron(III), chromium(III), and europium(III) ions. Lin, C-T.; Boettcher, W.; Chou, M.; Creutz, C.; Sutin, N., *J. Am. Chem. Soc.* **98**: 6536-44 (1976)
- 766539 Temperature dependence of the photophysical and photochemical properties of the tris(2,2'-bipyridyl)ruthenium(II) ion in aqueous solution. Van Houten, J.; Watts, R.J., *J. Am. Chem. Soc.* **98**: 4853-8 (1976)
- 766551 Temperature dependence of the electronic deexcitation of the  $^5D_3$  and  $^5D_4$  states of  $Tb^{3+}$  in  $POCl_3 \cdot SnCl_4$  by  $Sm^{3+}$ . Chrysochoos, J.; Tokousbalides, P., *J. Lumin.* **14**: 325-36 (1976)
- 767006 Flash kinetic spectroscopy of  $Re_2Cl_8^{2-}$  and  $Re_2Br_8^{2-}$ . Fleming, R.H.; Geoffroy, G.L.; Gray, H.B.; Gupta, A.; Hammond, G.S.; Kliger, D.S.; Miskowski, V.M., *J. Am. Chem. Soc.* **98**: 48-50 (1976)
- 767009 Electron transfer quenching of excited states of metal complexes. Young, R.C.; Meyer, T.J.; Whitten, D.G., *J. Am. Chem. Soc.* **98**: 286-7 (1976)
- 767179 Mechanisms of photochemical reactions in solution. 80. Photochemical oxidation of tris(2,2'-bipyridyl)ruthenium(II) by molecular oxygen. Winterle, J.S.; Kliger, D.S.; Hammond, G.S., *J. Am. Chem. Soc.* **98**: 3719-21 (1976)
- 767278 A flash photolysis study of photochemical reactions of uranyl ions. Sergeeva, G.I.; Chibisov, A.K.; Levshin, L.V.; Karyakin, A.V., *J. Photochem.* **5**: 253-64 (1976)
- 767517 Bimolecular electron transfer processes of electronically excited tris(2,2'-bipyridine)chromium(III). Ballardini, R.; Varani, G.; Scandola, F.; Balzani, V., *J. Am. Chem. Soc.* **98**: 7432-3 (1976)
- 767528 Competition between energy transfer and electron transfer in the photosensitization process. Gutierrez, A.R.; Meyer, T.J.; Whitten, D.G., *Mol. Photochem.* **7**: 349-58 (1976)
- 77E098 Intermolecular transfer of electronic energy to the levels of meta ions in molecules of metalloporphyrins. Tsvirko, M.P.; Solovov, K.N.; Sapunov, V.V., *Opt. Spectrosc.* **40**: 482-4 (1976) Translated from: *Opt. Spektrosk.* **40**: 843-7 (1976)
- 76F936 Excitation transfer in organic and inorganic systems. Winterle, J.S., Ph.D., Thesis, Calif. Inst. Technol., Pasadena, CA, 1976, 219p.
- 776186 Intermolecular energy transfer between  $Tb(thd)_3$  and  $Eu(thd)_3$  complexes in solution. (thd = 2,2,6,6-tetramethyl-3,5-heptanedione) Brittain, H.G.; Richardson, F.S., *J. Chem. Soc., Faraday Trans. 2* **73**: 545-50 (1977)
- 776220 Luminescence quenching of dicyanobis(2,2'-bipyridine)ruthenium(II) and dicyanobis(1,10-phenanthroline)ruthenium(II) by transition metal complexes. Demas, J.N.; Addington, J.W.; Peterson, S.H.; Harris, E.W., *J. Phys. Chem.* **81**: 1039-43 (1977)
- 776252 Hydroxide ion as a "non-innocent" quencher of the photoaquation reaction of chromium(III) complexes. Sandrini, D.; Gandolfi, M.T.; Juris, A.; Balzani, V., *J. Am. Chem. Soc.* **99**: 4523-4 (1977)
- 776321 Photochemistry and photophysics of tris(2,2'-bipyridine)chromium(III). Maestri, M.; Bolletta, F.; Moggi, L.; Balzani, V.; Henry, M.S.; Hoffman, M.Z., *J. Chem. Soc., Chem. Commun.* : 491-2 (1977)
- 776405 Pentacyanoferrate(II) complexes: Evaluation of their formal potentials and mechanism of their quenching of tris(2,2'-bipyridine)ruthenium(II) luminescence. Toma, H.E.; Creutz, C., *Inorg. Chem.* **16**: 545-50 (1977)
- 776406 Quenching and quenching reversal of tris(2,2'-bipyridine)ruthenium(II) emission in polyelectrolyte solutions. Meisel, D.; Matheson, M.S., *J. Am. Chem. Soc.* **99**: 6577-81 (1977)
- 776441 Photoinduced redox reactions of hydrophobic ruthenium(II) complexes. DeLaive, P.J.; Lee, J.T.; Sprintschnik, H.W.; Abruna, H.; Meyer, T.J.; Whitten, D.G., *J. Am. Chem. Soc.* **99**: 7094-7 (1977)
- 777106 Photochemical generation of  $Ru(bpy)_3^{3+}$  and  $O_2^-$ . Anderson, C.F.; Salmon, D.J.; Meyer, T.J.; Young, R.C., *J. Am. Chem. Soc.* **99**: 1980-2 (1977)
- 777221 Energy transfer from luminescent transition metal complexes to oxygen. Demas, J.N.; Harris, E.W.; McBride, R.P., *J. Am. Chem. Soc.* **99**: 3547-51 (1977)
- 777296 530 nm-laser photolysis studies of the photo reduction of tris(2,2'-bipyridine)-ruthenium(II) by organic donors. Maestri, M.; Graetzel, M., *Ber. Bunsenges. Phys. Chem.* **81**: 504-7 (1977)
- 77A240 Electron transfer reactions of excited states and transient high energy intermediates produced by visible light. Young, R.C., Ph.D., Thesis, Univ. North Carolina, Chapel Hill, North Carolina, 1977, 265p.
- 77E693 Quenching mechanisms of uranyl luminescence by metal ions. Moriyasu, M.; Yokoyama, Y.; Ikeda, S., *J. Inorg. Nucl. Chem.* **39**: 2205-9 (1977)
- 77E694 Quenching of uranyl luminescence by water molecule. Moriyasu, M.; Yokoyama, Y.; Ikeda, S., *J. Inorg. Nucl. Chem.* **39**: 2211-4 (1977)
- 77E799 Quenching of the electrochemiluminescence emitters in  $Tb^{3+}$  and  $Dy^{3+}$  solutions by electrolysis products of sulfuric acid ( $O_3$ ,  $SO_5^{2-}$ ,  $SO_2$ ). Kazakov, V.P.; Bulgakov, R.G., *Opt. Spectrosc. (USSR)* **43**: 639-42 (1977) Translated from: *Opt. Spektrosk.* **43**: 1081-5 (1977)
- 77F726 The effect of molecular structure on the quenching of the charge-transfer luminescence of ruthenium(II) complexes. Huang, S.-M.Y.; Gafney, H.D., *J. Phys. Chem.* **81**: 2602-4 (1977)
- 77F920 Light-induced electron transfer reactions of hydrophobic analogs of  $Ru(bipy)_3^{2+}$ . Delaive, P.J.; Lee, J.T.; Abruna, H.; Sprintschnik, H.W.; Meyer, T.J.; Whitten, D.G., *Adv. Chem. Ser.* **168**: 28-43 (1977)
- 78A002 Photolytic and radiolytic studies of  $Ru(bpy)_3^{2+}$  in micellar solutions. Meisel, D.; Matheson, M.S.; Rabani, J., *J. Am. Chem. Soc.* **100**: 117-22 (1978)
- 78A058 Photoinduced electron transfer reactions between tris(2,2'-bipyridine)osmium(II) and various acidopentaamminecobalt(III) complexes. Finkenberg, E.; Fisher, P.; Huang, S.-M.Y.; Gafney, H.D., *J. Phys. Chem.* **82**: 526-31 (1978)
- 78A070 Reaction of  $e_{aq}^-$  into excited states of  $Ru(bpy)_3^{2+}$ .

- Jonah, C.D.; Matheson, M.S.; Meisel, D., *J. Am. Chem. Soc.* **100**: 1449-56 (1978)
- 78A087 Mechanism of the quenching of the emission of substituted poly(pyridine)ruthenium(II) complexes by europium(II). Creutz, C., *Inorg. Chem.* **17**: 1046-51 (1978)
- 78A090 Kinetics and mechanism of the quenching of the emission of substituted polypyridineruthenium(II) complexes. Reactions of  $\text{RuL}_3^+$ ,  $^*\text{RuL}_3^{2+}$ , and  $\text{RuL}_3^{3+}$  with the copper(I)-copper(II) couple. Hoselton, M.A.; Lin, C.-T.; Schwarz, H.A.; Sutin, N., *J. Am. Chem. Soc.* **100**: 2383-8 (1978)
- 78A101 Photosensitization of stilbene isomerization by palladium and platinum porphyrins, an intermolecular quantum chain process. Mercer-Smith, J.A.; Whitten, D.G., *J. Am. Chem. Soc.* **100**: 2620-5 (1978)
- 78A186 An electrochemical method for studying the kinetics of quenching reactions. Ohsawa, Y.; Aoyagui, S., *J. Electroanal. Chem. Interfacial Electrochem.* **90**: 143-6 (1978)
- 78A215 Kinetics of fast light-induced redox processes in micellar systems: Intramolecular electron transfer. Maestri, M.; Infelta, P.P.; Graetzel, M., *J. Chem. Phys.* **69**: 1522-6 (1978)
- 78A219 Charge separation in photoinitiated electron transfer reactions induced by a polyelectrolyte. Meyerstein, D.; Rabani, J.; Matheson, M.S.; Meisel, D., *J. Phys. Chem.* **82**: 1879-85 (1978)
- 78A269 Studies on photoactivated electron-transport systems. II. Electron-transfer quenching of photoexcited ruthenium(II) complexes by various bipyridinium ions. Takuma, K.; Shuto, Y.; Matsuo, T., *Chem. Lett.* : 983-6 (1978)
- 78A388 Oxygen quenching of metal-centered excited states of polypyridyl complexes of chromium(III). Serpone, N.; Jamieson, M.A.; Hoffman, M.Z., *Inorg. Chim. Acta* **31**: L447-L449 (1978)
- 78A392 Hydrogen production by visible light irradiation of aqueous solutions of  $\text{Ru}(\text{bipy})_3^{2+}$ . Moradpour, A.; Amouyal, E.; Keller, P.; Kagan, H., *Nouv. J. Chim.* **2**: 547-9 (1978)
- 78E003 Flash kinetic spectroscopic studies of dinuclear rhodium(I) complexes. Miskowski, V.M.; Nobinger, G.L.; Kliger, D.S.; Hammond, C.S.; Lewis, N.S.; Mann, K.R.; Gray, H.B., *J. Am. Chem. Soc.* **100**: 485-8 (1978)
- 78E293 Quenching of the luminescent excited state of tris(2,2'-bipyridine)ruthenium(II) by complexes of pentaamminecobalt(III) with pyridine, 4,4'-bipyridine, and derivatives of 4,4'-bipyridine. Leopold, K.R.; Haim, A., *Inorg. Chem.* **17**: 1753-7 (1978)
- 78E300 The quenching of excited uranyl ion by  $d^0$  metallo-cenes. Traverso, O.; Rossi, R.; Magon, L.; Cinquantini, A.; Kemp, T.J., *J. Chem. Soc., Dalton Trans.* : 569-72 (1978)
- 78E397 Ground and excited state electron transfer processes involving fac-tricarbonylchloro(1, 10-phenanthroline)rhenium(I). Electrogenated chemiluminescence and electron transfer quenching of the lowest excited state. Luong, J.C.; Nadjo, L.; Wrighton, M.S., *J. Am. Chem. Soc.* **100**: 5790-5 (1978)
- 78E518 Free energy correlation of rate constants for electron transfer quenching of excited transition metal complexes. Ballardini, R.; Varani, G.; Indelli, M.T.; Scandola, F.; Balzani, V., *J. Am. Chem. Soc.* **100**: 7219-23 (1978)
- 78E887 Properties and reactivities of the luminescent excited states of polypyridine complexes of ruthenium(II) and osmium(II). Sutin, N.; Creutz, C., *Adv. Chem. Ser.* **168**: 1-27 (1978)
- 78E890 Intermolecular energy transfer between lanthanide complexes in aqueous solution. 1. Transfer from terbium(III) to europium(III) complexes of pyridinecarboxylic acids. Brittain, H.G., *Inorg. Chem.* **17**: 2762-6 (1978)
- 78F122 Mechanism of the photochemistry and photophysics of the tris(2,2'-bipyridine)chromium(III) ion in aqueous solution. Maestri, M.; Bolletta, F.; Moggi, L.; Balzani, V.; Henry, M.S.; Hoffman, M.Z., *J. Am. Chem. Soc.* **100**: 2694-701 (1978)
- 78F263 Luminescence quenching of tris(2,2'-bipyridine) complexes of chromium(III), ruthenium(II), and osmium(II) by cyanide complexes. Juris, A.; Manfrin, M.F.; Maestri, M.; Serpone, N., *Inorg. Chem.* **17**: 2258-61 (1978)
- 78F366 Reactions of the excited states of substituted polypyridinechromium(III) complexes with oxygen, iron(II) ions, ruthenium(II) and -(III), and osmium(II) and -(III) complexes. Brunschwig, B.; Sutin, N., *J. Am. Chem. Soc.* **100**: 7568-77 (1978)
- 78F683 Reversible excited-state electron-transfer reactions of transition metal complexes. DeGraff, B.A.; Demas, J.N.; Taylor, D.G., Solar Energy, Chemical Conversion and Storage, R.R. Hautala, R.B. King and C. Kotal (eds.), Humana Press Inc., Clifton, NJ, Pub. 1979, p.189-202
- 78Z170 Bimolecular electron transfer reactions of the excited states of transition metal complexes. Balzani, V.; Bolletta, F.; Gandolfi, M.T.; Maestri, M., *Top. Curr. Chem.* **75**: 1-64 (1978)
- 79A183 Titanium(III) chemistry: Electron-transfer reactions with ground-state poly(pyridine)osmium(III) complexes, quenching reactions with excited-state poly(pyridine)ruthenium(II) complexes, and formal reduction potentials. Brunschwig, B.S.; Sutin, N., *Inorg. Chem.* **18**: 1731-6 (1979)
- 79A218 Influence of acid on the photoredox reaction between tris(2,2'-bipyridyl)ruthenium(II) and iron(III). Ferreira, M.I.C.; Harriman, A., *J. Chem. Soc., Faraday Trans. 2* **75**: 874-9 (1979)
- 79A220 Kinetics of triplet oxidation of metalloporphyrin compounds to their corresponding radical cations. Potter, W.; Levin, G., *Photochem. Photobiol.* **30**: 225-31 (1979)
- 79A317 Mechanism of the formation of dihydrogen from the photoinduced reactions of tris(bipyridine)ruthenium(II) with tris(bipyridine)rhodium(III). Brown, G.M.; Chan, S.-F.; Creutz, C.; Schwarz, H.A.; Sutin, N., *J. Am. Chem. Soc.* **101**: 7638-40 (1979)
- 79C010 Estimation of excited-state redox potentials by electron-transfer quenching. Application of electron-transfer theory to excited-state redox processes. Bock, C.R.; Connor, J.A.; Gutierrez, A.R.; Meyer, T.J.; Whitten, D.G.; Sullivan, B.P.; Nagle, J.K., *J. Am. Chem. Soc.* **101**: 4815-24 (1979)
- 79E196 Near resonance interactions associated with the temperature dependence of fluorescence self-quenching of  $\text{Sm}^{3+}$  in  $\text{POCl}_3\text{:SnCl}_4$ . Chrysochoos, J., *J. Chem. Phys.* **70**: 3264-7 (1979)
- 79E269 The nature of the lowest excited state in fac-tricarbonylhalobis(4-phenylpyridine)rhenium(I) and fac-tricarbonylhalobis(4,4'-bipyridine)rhenium(I): Emissive organometallic complexes in fluid solution. Giordano, P.J.; Wrighton, M.S., *J. Am. Chem. Soc.* **101**: 2888-97 (1979)
- 79E270 Excited-state behavior of polypyridyl complexes of chromium(III). Serpone, N.; Jamieson, M.A.; Henry, M.S.; Hoffman, M.Z.; Bolletta, F.; Maestri, M., *J. Am. Chem. Soc.* **101**: 2907-16 (1979)
- 79E349 Exciplex formation from transition-metal complexes. Luminescent nonpolar exciplexes from palladium(II) porphy-

- rin triplets and N,N-dimethylaniline.  
Mercer-Smith, J.A.; Sutcliffe, C.R.; Schmehl, R.H.; Whitten, D.G., *J. Am. Chem. Soc.* **101**: 3995-7 (1979)
- 79E414 Intermolecular energy transfer between lanthanide complexes in aqueous solution. 4. Stereoselectivity in the transfer from terbium(III) to europium(III) complexes of aspartic acid.  
Brittain, H.G., *Inorg. Chem.* **18**: 1740-5 (1979)
- 79E417 Photophysical and photochemical properties of rhodium(III) halopentaammine complexes in aqueous solution. Reaction kinetics of ligand field excited states.  
Bergkamp, M.A.; Brannon, J.; Magde, D.; Watts, R.J.; Ford, P.C., *J. Am. Chem. Soc.* **101**: 4549-54 (1979)
- 79E768 Interaction of quercetin, morin, and rutin with Tb(III) ions in aqueous solutions.  
Lyubimov, E.I.; Golovkina, M.T.; Nikitin, V.P., *J. Gen. Chem. USSR* **49**: 846-8 (1979) Translated from: *Zh. Obshch. Khim.* **49**: 977-80 (1979)
- 79E868 Quenching of the luminescence of terbium(III) by platinum(II) complexes.  
Gel'man, M.I.; Privalova, T.A., *Koord. Khim.* **5**: 1689-91 (1979)
- 79E969 Intermolecular energy transfer between lanthanide complexes in aqueous solution. V. Stereoselectivity in the transfer from terbium(III) to europium(III) complexes of malic acid.  
Brittain, H.G., *J. Inorg. Nucl. Chem.* **41**: 721-4 (1979)
- 79F045 Excited-state photochemistry in the tris(2,2'-bipyridine)ruthenium(II)-sulfite system.  
Creutz, C.; Sutin, N.; Brunschwig, B.S., *J. Am. Chem. Soc.* **101**: 1297-8 (1979)
- 79F173 Luminescence quenching of the bis(2,2'-bipyridine)aquo-2,2'-bipyridineiridium(III) ion and its conjugate base.  
Bergeron, S.F.; Watts, R.J., *J. Am. Chem. Soc.* **101**: 3151-6 (1979)
- 79F206 Hydrogen generation by visible light irradiation of aqueous solutions of metal complexes. An approach to the photochemical conversion and storage of solar energy.  
Kirch, M.; Lehn, J.-M.; Sauvage, J.-P., *Helv. Chim. Acta* **62**: 1345-84 (1979)
- 79F334 Quenching of excited uranyl ion by metal carbonyls in aprotic solvents.  
Sostero, S.; Traverso, O.; Di Bernardo, P.; Kemp, T.J., *J. Chem. Soc., Dalton Trans.* : 658-60 (1979)
- 79F442 Coulombic effects in the quenching of photoexcited tris(2,2'-bipyridine)ruthenium(II) and related complexes by methyl viologen.  
Gaines, G.L., Jr., *J. Phys. Chem.* **83**: 3088-91 (1979)
- 79F712 Reversible photo-oxidation of zinc tetraphenylporphine by benzo-1,4-quinone.  
Harriman, A.; Porter, G.; Searle, N., *J. Chem. Soc., Faraday Trans. 2* **75**: 1515-21 (1979)
- 79M270 Intermolecular energy transfer between lanthanide complexes in aqueous solution. II. Transfer from terbium(III) to europium(III) complexes of phthalic and hemimellitic acids.  
Brittain, H.G., *J. Inorg. Nucl. Chem.* **41**: 561-5 (1979)
- 79M271 Intermolecular energy transfer between lanthanide complexes in aqueous solution. III. Studies of terbium(III) and europium(III) complexes of trimellitic, pyromellitic and trimesic acids.  
Brittain, H.G., *J. Inorg. Nucl. Chem.* **41**: 567-9 (1979)
- 80A003 Measurement of the rates of the electron-transfer reactions between  $\text{Ru}(\text{bpy})_3^{3+}$  and  $\text{Co}(\text{phen})_3^{2+}$  or  $\text{Co}(\text{bpy})_3^{2+}$  by flash photolysis techniques.  
Berkoff, R.; Krist, K.; Gafney, H.D., *Inorg. Chem.* **19**: 1-7 (1980)
- 80A023 Photochemical ionogenesis in solutions of zinc octaethyl porphyrin.  
Ballard, S.G.; Mauzerall, D.C., *J. Chem. Phys.* **72**: 933-47 (1980)
- 80A074 Light induced redox reactions of water soluble porphyrins, sensitization of hydrogen generation from water by zincporphyrin derivatives.  
Kalyanasundaram, K.; Graetzel, M., *Helv. Chim. Acta* **63**: 478-85 (1980)
- 80A133 Charge separation in the photoelectron transfer reaction between dicyanobis(2,2'-bipyridine)ruthenium(II) and the ferricyanide ion in a polyelectrolyte solution.  
Sassoon, R.E.; Rabani, J., *J. Phys. Chem.* **84**: 1319-25 (1980)
- 80A233 Mercury(I)/(II): A novel trap for harvesting excited-state energies.  
DeGraff, B.A.; Demas, J.N., *J. Am. Chem. Soc.* **102**: 6169-71 (1980)
- 80A247 Excited-state electron-transfer quenching by a series of water photoreduction mediators.  
Amouyal, E.; Zidler, B.; Keller, P.; Moradpour, A., *Chem. Phys. Lett.* **74**: 314-7 (1980)
- 80A259 Photoinduced reduction of  $\text{Ru}(\text{bpy})_3^{2+}$  by some dithio anions.  
Deronzier, A.; Meyer, T.J., *Inorg. Chem.* **19**: 2912-7 (1980)
- 80A270 Studies of energy-transfer and electron-transfer processes involving the  $^3A_{2u}$  excited states of binuclear rhodium isocyanide complexes.  
Milder, S.J.; Goldbeck, R.A.; Klinger, D.S.; Gray, H.B., *J. Am. Chem. Soc.* **102**: 6761-4 (1980)
- 80A287 Photoinduced electron transfer from the cerous ion excited state to cupric ion.  
Asbury, R.P.; Hammond, G.S.; Lee, P.H.P.; Poulos, A.T., *Inorg. Chem.* **19**: 3461-5 (1980)
- 80A291 Quantum yield and electron-transfer reaction of the lowest excited state of uranyl ion.  
Rosenfeld-Gruenwald, T.; Rabani, J., *J. Phys. Chem.* **84**: 2981-5 (1980)
- 80A308 Temperature dependence of excited-state electron-transfer reactions. Quenching of  $^* \text{RuL}_3^{2+}$  emission by copper(II) and europium(III) in aqueous solution.  
Baggett, J.E.; Pilling, M.J., *J. Phys. Chem.* **84**: 3012-9 (1980)
- 80A331 Electron transfer and aqua cation-cation complex formation in the excited state of the uranyl ion.  
Marcantonatos, M.D.; Deschaux, M., *Chem. Phys. Lett.* **76**: 359-65 (1980)
- 80C004 Applications of light-induced electron-transfer reactions: Generation and reaction of  $\text{Ag}^0$  in solution via visible light photolysis of  $\text{Ru}(\text{bpy})_3^{2+}$ .  
Foreman, T.K.; Giannotti, C.; Whitten, D.G., *J. Am. Chem. Soc.* **102**: 1170-1 (1980)
- 80E040 Lifetimes, spectra, and quenching of the excited states of polypyridine complexes of iron(II), ruthenium(II), and osmium(II).  
Creutz, C.; Chou, M.; Netzel, T.L.; Okumura, M.; Sutin, N., *J. Am. Chem. Soc.* **102**: 1309-19 (1980)
- 80E072 Spectroscopic studies of lanthanide ion binding to multidentate ligands in aqueous solution. I. Malic acid.  
Salama, S.; Richardson, F.S., *Inorg. Chem.* **19**: 629-34 (1980)
- 80E074 Quenching of emission and of photochemistry for aqueous  $\text{Rh}(\text{NH}_3)_5\text{Cl}^{2+}$ .  
Adamson, A.W.; Fukuda, R.C.; Larson, M.; Maecke, H.; Puaux, J.P., *Inorg. Chim. Acta* **44**: L13-L15 (1980)
- 80E076 Ground-state quenching of the  $^2E$  excited state of  $\text{Cr}(\text{bpy})_3^{3+}$  and  $\text{Cr}(\text{phen})_3^{3+}$ .  
Sriram, R.; Hoffman, M.Z.; Jamieson, M.A.; Serpone, N., *J. Am. Chem. Soc.* **102**: 1754-6 (1980)
- 80E224 An electrochemical study of quenching reactions of polypyridine complexes of Ru(II) and Os(II) in excited states.  
Ohsawa, Y.; Saji, T.; Aoyagui, S., *J. Electroanal. Chem. Interfacial Electrochem.* **106**: 327-38 (1980)
- 80E412 Singlet energy transfer from the charge transfer excited state of tris(2,2'-bipyridine)ruthenium(II).  
Mandal, K.; Pearson, T.D.L.; Demas, J.N., *J. Chem. Phys.* **73**: 2507-9 (1980)
- 80E566 Effect of pressure on the lifetimes and quenching of

- transition metal complex ion phosphorescence.  
Kirk, A.D.; Porter, G.B., *J. Phys. Chem.* **84**: 2998-9 (1980)
- 80E664 Energy transfer between terbium(3+) and europium(3+) in DMSO.  
Shah, J., *Curr. Sci.* **49**: 736-8 (1980)
- 80E669 Attempted photoproduction of hydrogen using sulphophthalocyanines as chromophores for three-component systems.  
Harriman, A.; Richoux, M.-C., *J. Chem. Soc., Faraday Trans.* **2** **76**: 1618-26 (1980)
- 80E879 Role of the ligand in the energy transfer processes between rare-earth ions in solutions.  
Gruzdev, V.P., *Opt. Spectrosc. (USSR)* **49**: 657-9 (1980)  
Translated from: *Opt. Spektrosk.* **49**: 1198-200 (1980)
- 80F058 Photochemical reduction of some carboxylatopentaamminecobalt(III) complexes by tris(bipyridine)ruthenium(II). Evidence for cage recombination reactions.  
Boettcher, W.; Haim, A., *J. Am. Chem. Soc.* **102**: 1564-9 (1980)
- 80F128 Quantum yield of formation of the lowest excited state of  $\text{Ru}(\text{bpy})_3^{2+}$  and  $\text{Ru}(\text{phen})_3^{2+}$ .  
Bolletta, F.; Juris, A.; Maestri, M.; Sandrini, D., *Inorg. Chim. Acta* **44**: L175-L176 (1980)
- 80F183  $[\text{Ru}(\text{bpy})_3]^{2+}$ -Trivalent titanium. A photochemical system with hydrogen production from aqueous solutions by visible light.  
Giro, G.; Casalbore, G.; Di Marco, P.G., *Chem. Phys. Lett.* **71**: 470-81 (1980)
- 80F208 Photosensitization of oxygen-bridged dicobalt(III) cations by the tris(2,2'-bipyridine)ruthenium(II) excited state. Luminescence quenching and product quantum yields.  
Chandrasekaran, K.; Natarajan, P., *Inorg. Chem.* **19**: 1714-9 (1980)
- 80F228 Photoreacemization of  $\text{Ru}(\text{bipyridine})_3^{2+}$ .  
Porter, G.B.; Sparks, R.H., *J. Photochem.* **13**: 123-31 (1980)
- 80F316 A new process for sensitization of ketone photoreduction: Exploitation of low-lying metal-to-ketone charge-transfer excited states.  
Fredericks, S.M.; Wrighton, M.S., *J. Am. Chem. Soc.* **102**: 6166-8 (1980)
- 80F334 Quenching of the emission of tris(2,2'-bipyridine)ruthenium(II) by substituted bis(ethylenediamine) complexes of osmium.  
Malin, J.M., *Inorg. Chim. Acta* **45**: L87-L88 (1980)
- 80F384 Quenching of emission and of photochemistry of pentacarbonyl(4-cyanopyridino)tungsten(0).  
Lees, A.J.; Adamson, A.W., *J. Am. Chem. Soc.* **102**: 6874-6 (1980)
- 80F402 Tris(2,2'-bipyridine)ruthenium(II)-photosensitized oxidation of antimony(III) and production of hydrogen peroxide in dilute hydrochloric acid solution.  
Kurimura, Y.; Onimura, R., *Inorg. Chem.* **19**: 3516-8 (1980)
- 80F403 Photostudies of copper(I) systems. 6. Room-temperature emission and quenching studies of  $[\text{Cu}(\text{dmp})_2]^+$ .  
Blaekic, M.W.; McMillin, D.R., *Inorg. Chem.* **19**: 3519-22 (1980)
- 80F472 Cage effect in deactivation of electron acceptors of triplet molecules of Zn phthalocyanine.  
Kapinus, E.I.; Staryi, V.P.; Dilung, I.I., *Dokl. Phys. Chem.* **251**: 319-21 (1980) Translated from: *Dokl. Akad. Nauk SSSR* **251**: 1429-32 (1980)
- 80N025 Light-induced charge separation by functional micellar assemblies.  
Brugger, P.-A.; Graetzel, M., *J. Am. Chem. Soc.* **102**: 2461-3 (1980)
- 80N125 Electron-transfer across interfaces between water and hydrophobic region as catalyzed by photoexcited amphipathic ruthenium complex.  
Matsuo, T.; Takuma, K.; Tsutsui, Y.; Nishijima, T., *J. Coord. Chem.* **10**: 187-93 (1980)
- 80N138 Electron-transfer quenching of the luminescent state of the tris(bipyridyl)ruthenium(II) complex in micellar media.  
Rodgers, M.A.J.; Becker, J.C., *J. Phys. Chem.* **84**: 2762-8 (1980)
- 80N143 Zinc porphyrin sensitized redox processes in microemulsions.  
Pileni, M.-P., *Chem. Phys. Lett.* **75**: 540-4 (1980)
- 80N169 Photoinduced electron transfer between amphipathic ruthenium(II) complex and N-Dbutylphenothiazine in various microenvironments.  
Takayanagi, T.; Nagamura, T.; Matsuo, T., *Ber. Bunsenges. Phys. Chem.* **84**: 1125-9 (1980)
- 80S001 Light-induced electron-transfer reactions involving the tris(2,2'-bipyridine)ruthenium dication and related complexes. I. The bis(2,2'-bipyridine)(diethyl 2,2'-bipyridine-4,4'-dicarboxylate)ruthenium dication.  
Johansen, O.; Launikonis, A.; Mau, A.W.-H.; Sasse, W.H.F., *Aust. J. Chem.* **33**: 1643-8 (1980)
- 80S033 Attempted photoproduction of hydrogen using zinc(II) tetrasulphophthalocyanine.  
Harriman, A.; Richoux, M.-C., *J. Photochem.* **14**: 253-5 (1980)
- 80U059 Hydrogen production by visible-light using viologen-mediated redox cycles.  
Keller, P.; Moradpour, A.; Amouyal, E.; Kagan, H.B., *Nouv. J. Chim.* **4**: 377-84 (1980)
- 80U077 Ruthenium dioxide electrodes as suitable anodes for water photolysis.  
Neumann-Spallart, M.; Kalyanasundaram, K.; Graetzel, C.; Graetzel, M., *Helv. Chim. Acta* **63**: 1111-8 (1980)
- 81A031 Kinetics of the quenching of  $^* \text{RuL}_3^{2+}$  emission by monochloro and dichloro complexes of copper(II) in aqueous solution.  
Baggett, J.E.; Pilling, M.J., *J. Chem. Soc., Faraday Trans. 1* **77**: 261-8 (1981)
- 81A042 Electron-transfer reactions of quinones, hydroquinones and methyl viologen, photosensitized by tris(2,2'-bipyridine)-ruthenium(II).  
Darwent, J.R.; Kalyanasundaram, K., *J. Chem. Soc., Faraday Trans. 2* **77**: 373-82 (1981)
- 81A139 Kinetic studies of photoinduced methyl viologen reduction with ruthenium complexes and hydrogen evolution from water by hydrogenase.  
Okura, I.; Kim-Thuan, N., *J. Chem. Soc., Faraday Trans. 1* **77**: 1411-5 (1981)
- 81A188 Photoreduction of methyl viologen sensitised by the excited singlet state of a magnesium phthalocyanine.  
Harriman, A.; Porter, G.; Richoux, M.-C., *J. Chem. Soc., Faraday Trans. 2* **77**: 1175-87 (1981)
- 81A250 Optically induced electron transfer within ion pairs. The  $\text{Os}(\text{5-Cl-phen})_3^{2+}\text{-Fe}(\text{CN})_6^{4-}$  system.  
Rybak, W.; Haim, A.; Netzel, T.L.; Sutin, N., *J. Phys. Chem.* **85**: 2856-60 (1981)
- 81A315 Electron-transfer chemistry of the luminescent excited state of octachlorodirhenate(III).  
Nocera, D.G.; Gray, H.B., *J. Am. Chem. Soc.* **103**: 7340-50 (1981)
- 81A335 Photoinduced dimerization of macrocyclic complexes mediated by a metal-assisted oxidation of the macrocycle.  
Ferraudi, G.; Muralidharan, S., *Inorg. Chem.* **20**: 4262-7 (1981)
- 81A344 Spectroscopic properties and redox chemistry of the phosphorescent excited state of  $\text{Pt}_2(\text{P}_2\text{O}_6)_4\text{H}_8^{4-}$ .  
Che, C.-M.; Butler, L.G.; Gray, H.B., *J. Am. Chem. Soc.* **103**: 7796-7 (1981)
- 81C001 Redox properties of metalloporphyrin excited states, lifetimes, and related properties of a series of para-substituted tetraphenylporphine carbonyl complexes of ruthenium(II).

- Rillema, D.P.; Nagle, J.K.; Barringer, L.F., Jr.; Meyer, T.J., *J. Am. Chem. Soc.* **103**: 56-62 (1981)
- 81E076 Luminescence and redox photochemistry of the molybdenum(II) cluster  $\text{Mo}_6\text{Cl}_{14}^{2-}$ .  
Maverick, A.W.; Gray, H.B., *J. Am. Chem. Soc.* **103**: 1298-300 (1981)
- 81E203 Charge-transfer excited states as molecular photo-diodes.  
Nagle, J.K.; Bernstein, J.S.; Young, R.C.; Meyer, T.J., *Inorg. Chem.* **20**: 1760-4 (1981)
- 81E237 Temperature dependence of electronic energy transfer to Cr(III) complexes. Evidence for the rate-determining effect of the preexponential factor.  
Maestri, M.; Sandrini, D., *J. Phys. Chem.* **85**: 2050-4 (1981)
- 81E458 Photophysics and photochemistry of polypyridyl complexes of chromium(III).  
Serpone, N.; Jamieson, M.A.; Sriram, R.; Hoffman, M.Z., *Inorg. Chem.* **20**: 3983-8 (1981)
- 81E512 Characterization of the excited state properties of some new photosensitizers of the ruthenium (polypyridine) family.  
Juris, A.; Balzani, V.; Belser, P.; von Zelewsky, A., *Helv. Chim. Acta* **64**: 2175-82 (1981)
- 81E718 Properties of triplet exciplexes of porphyrins.  
Kapinus, E.I.; Staryi, V.P.; Dillung, I.I., *Dokl. Phys. Chem.* **261**: 1124-7 (1981) Translated from: *Dokl. Akad. Nauk. SSSR* **261**: 907-11 (1981)
- 81E738 Quenching of the triplet state of porphyrins and metalloporphyrins by molecular oxygen.  
Dzhagarov, B.M.; Salokhiddinov, K.I., *Opt. Spectrosc. (USSR)* **51**: 466-70 (1981) Translated from: *Opt. Spektrosk.* **51**: 841-7 (1981)
- 81E787 Exchange interaction contribution to energy transfer between ions in the rapid-diffusion limit.  
Meares, C.F.; Yeh, S.M.; Stryer, L., *J. Am. Chem. Soc.* **103**: 1607-9 (1981)
- 81E788 Intermolecular energy transfer between lanthanide complexes. 7. Study of the possible self-association between 1:1 complexes of lanthanides and pyridine-2,6-dicarboxylic acid.  
Copeland, R.A.; Brittain, H.G., *J. Inorg. Nucl. Chem.* **43**: 2499-501 (1981)
- 81E789 Excited-state complex formation between aqua-uranyl(VI) and thallose ion.  
Deschaux, M.; Marcantonatos, M.D., *J. Inorg. Nucl. Chem.* **43**: 2915-7 (1981)
- 81F164 Photosensitized reduction of water to hydrogen using water-soluble zinc porphyrins.  
Harriman, A.; Porter, G.; Richoux, M.-C., *J. Chem. Soc., Faraday Trans. 2* **77**: 833-44 (1981)
- 81F266 Electron-transfer reaction from sodium benzenethiolate to acceptors assisted by photo-excited tris(2,2'-bipyridine)ruthenium(II).  
Miyashita, T.; Matsuda, M., *Bull. Chem. Soc. Jpn.* **54**: 1740-2 (1981)
- 81F325 Role of the complexing of uranyl ions in a photochemical electron transfer reaction.  
Romanovskaya, G.I.; Atabekyan, L.S.; Chibisov, A.K., *Theor. Exp. Chem.* **17**: 221-5 (1981) Translated from: *Teor. Eksp. Khim.* **17**: 282-6 (1981)
- 81F368 Effect of a solvent on the kinetics of deactivation of triplet molecules by electron acceptors.  
Kapinus, E.I.; Staryi, V.P., *Theor. Exp. Chem.* **17**: 27-33 (1981) Translated from: *Teor. Eksp. Khim.* **17**: 35-43 (1981)
- 81F381  $\text{Ru}(\text{bpy})_3^{2+}$ -mediated photoreduction of olefins with 1-benzyl-1,4-dihydronicotinamide: A mechanistic probe for electron-transfer reactions of NAD(P)H-model compounds.  
Pac, C.; Ihama, M.; Yasuda, M.; Miyauchi, Y.; Sakurai, H., *J. Am. Chem. Soc.* **103**: 6495-7 (1981)
- 81F401 Visible light-induced oxidation of ascorbic acid and formation of hydrogen peroxide.  
Kurimura, Y.; Yokota, H.; Muraki, Y., *Bull. Chem. Soc. Jpn.* **54**: 2450-3 (1981)
- 81N002 Photoredox reactions in functional micellar assemblies. Use of amphiphilic redox relays to achieve light energy conversion and charge separation.  
Brugger, P.-A.; Infelta, P.P.; Braun, A.M.; Graetzel, M., *J. Am. Chem. Soc.* **103**: 320-6 (1981)
- 81N003 Mechanism of the formation of dihydrogen from the photoinduced reactions of poly(pyridine)ruthenium(II) and poly(pyridine)rhodium(III) complexes.  
Chan, S.-F.; Chou, M.; Creutz, C.; Matsubara, T.; Sutin, N., *J. Am. Chem. Soc.* **103**: 369-79 (1981)
- 81N147 Photoinduced redox reactions in aqueous micelles. Quenching, back-reaction, and competing processes for tetraanionic porphyrins with alkylviologens.  
Schmehl, R.H.; Whitten, D.G., *J. Phys. Chem.* **85**: 3473-80 (1981)
- 81N178 Photo-oxidation of water to oxygen sensitised by tris(2,2'-bipyridyl)ruthenium(II).  
Harriman, A.; Porter, G.; Walters, P., *J. Chem. Soc., Faraday Trans. 2* **77**: 2373-83 (1981)
- 81S011 Hydrogen generation by visible light irradiation of ruthenium complexes and colloidal platinum stabilized by viologen polymers in aqueous solutions.  
Nishijima, T.; Nagamura, T.; Matsuo, T., *J. Polym. Sci., Polym. Lett. Ed.* **19**: 65-73 (1981)
- 81S134 Solar reduction of water. I. Competition between light-induced hydrogen formation and hydrogenation of methylviologen in the system water-tris(2,2'-bipyridine)ruthenium dication-ethylenediaminetetraacetic acid-platinum.  
Johansen, O.; Launikonis, A.; Loder, J.W.; Mau, A.W.-H.; Sasse, W.H.F.; Swift, J.D.; Wells, D., *Aust. J. Chem.* **34**: 981-91 (1981)
- 81S157 Visible light-induced oxygen generation and cyclic water cleavage sensitized by porphyrins.  
Borgarello, E.; Kalyanasundaram, K.; Okuno, Y.; Graetzel, M., *Helv. Chim. Acta* **64**: 1937-42 (1981)
- 82A022 Metalloprotein electron-transfer mechanisms. Quenching of electronically excited tris(2,2'-bipyridine)ruthenium(II) by reduced blue copper proteins.  
English, A.M.; Lum, V.R.; DeLaive, P.J.; Gray, H.B., *J. Am. Chem. Soc.* **104**: 870-1 (1982)
- 82A068 Pressure effect on photo-induced electron-transfer reactions between tris-(2,2'-bipyridine)ruthenium(II) and various metal complex ions.  
Ueno, F.B.; Sasaki, Y.; Ito, T.; Saito, K., *J. Chem. Soc., Chem. Commun.* : 328-9 (1982)
- 82A111 Influence of added salts on the cage escape yields in the photoredox quenching of  $\text{Ru}(\text{bpy})_3^{2+}$  excited states.  
Kalyanasundaram, K.; Neumann-Spallart, M., *Chem. Phys. Lett.* **88**: 7-12 (1982)
- 82A145 Poly(pyridine)ruthenium(II)-photoinduced redox reactions of bipyridinium cations, poly(pyridine)rhodium complexes, and osmium amines.  
Creutz, C.; Keller, A.D.; Sutin, N.; Zipp, A.P., *J. Am. Chem. Soc.* **104**: 3618-27 (1982)
- 82A161 Influence of electrostatic forces upon the efficiency of charge separation for the zinc porphyrin/methyl viologen system.  
Richoux, M.-C.; Harriman, A., *J. Chem. Soc., Faraday Trans. 1* **78**: 1873-85 (1982)
- 82A189 Temperature dependence of photoinduced electron-transfer reactions in tris(2,2'-bipyridine)ruthenium(II) complex-organic quencher systems.  
Kitamura, N.; Okano, S.; Tazuke, S., *Chem. Phys. Lett.* **90**: 13-6 (1982)
- 82A199 Attempted photo-oxidation of water to oxygen using zinc(II) porphyrins.  
Harriman, A.; Porter, G.; Walters, P., *J. Photochem.* **19**: 193-7 (1982)

- 82A278 Homogeneous catalysis of the photoreduction of water by visible light. 3. Mediation by polypyridine complexes of ruthenium(II) and cobalt(II).  
Krishnan, C.V.; Creutz, C.; Mahajan, D.; Schwarz, H.A.; Sutin, N., *Isr. J. Chem.* **22**: 98-106 (1982)
- 82A279 Reactions of photoexcited triplet states of zinc porphyrin with transient radicals in aqueous solutions.  
Neta, P.; Levanon, H., *Isr. J. Chem.* **22**: 107-11 (1982)
- 82A280 Electron-transfer kinetics of pentaammineruthenium(III)(histidine-33)-ferricytochrome c. Measurement of the rate of intramolecular electron transfer between redox centers separated by 15 Å in a protein.  
Winkler, J.R.; Nocera, D.G.; Yocom, K.M.; Bordignon, E.; Gray, H.B., *J. Am. Chem. Soc.* **104**: 5798-800 (1982)
- 82A290 Electron transfer in the quenching of triplet states of zinc phthalocyanine and methylene blue by the use of Fe(III), Co(III), and organic oxidants.  
Ohno, T.; Kato, S.; Lichtin, N.N., *Bull. Chem. Soc. Jpn.* **55**: 2753-9 (1982)
- 82A306 Kinetics and mechanism of porphyrin-photosensitized reduction of methylviologen.  
Rougee, M.; Ebbesen, T.; Ghetti, F.; Bensasson, R.V., *J. Phys. Chem.* **86**: 4404-12 (1982)
- 82A353 Photochemical electron transfer from cerous ions to the lowest excited state of uranyl ions in aqueous media, studied by laser photolysis.  
Rosenfeld-Grunwald, T.; Brandeis, M.; Rabani, J., *J. Phys. Chem.* **86**: 4745-50 (1982)
- 82A365 Tris(2,2'-bipyridine)ruthenium(II)-sensitized photooxidation of phenols. Environmental effects on electron transfer yields and kinetics.  
Miedlar, K.; Das, P.K., *J. Am. Chem. Soc.* **104**: 7462-9 (1982)
- 82A389 Mechanism of the interaction of the triplet states of porphyrins and phthalocyanines with electron acceptors.  
Renge, I.V.; Kuz'min, V.A.; Mironov, A.F.; Borisevich, Yu.E., *Dokl. Phys. Chem.* **263**: 181-4 (1982) Translated from: *Dokl. Akad. Nauk SSSR* **263**: 143-6 (1982)
- 82C018 Excited-state redox properties of ruthenium(II) phthalocyanine from electron-transfer quenching.  
Prasad, D.R.; Ferraudi, G., *J. Phys. Chem.* **86**: 4037-40 (1982)
- 82C019 On the effect of electron relay redox potential on electron transfer reactions in a water photoreduction model system.  
Amouyal, E.; Zidler, B., *Isr. J. Chem.* **22**: 117-24 (1982)
- 82EU073 Excited state processes for aqueous  $\text{Rh}(\text{NH}_3)_5\text{Cl}^{2+}$  and  $\text{Rh}(\text{NH}_3)_6\text{Br}^{2+}$ .  
Larson, M.; Maecke, H.; Rumpfolt, R.C.; Adamson, A.W., *Inorg. Chim. Acta* **57**: 229-35 (1982)
- 82E152 Reactions of triplet states of a porphyrin measured by delayed fluorescence.  
Feitelson, J.; Mauzerall, D., *J. Phys. Chem.* **86**: 1623-8 (1982)
- 82E392 Photochemistry of  $\text{Ru}(\text{bpy})_3^{2+}$ .  
Durham, B.; Caspar, J.V.; Nagle, J.K.; Meyer, T.J., *J. Am. Chem. Soc.* **104**: 4803-10 (1982)
- 82E428 Luminescence of porphyrins and metalloporphyrins. Part 5. Aluminium(III) and chromium(III) tetraphenylporphyrins.  
Harriman, A., *J. Chem. Soc., Faraday Trans. 1* **78**: 2727-34 (1982)
- 82E553 Emission quenching and photochemistry of aqueous  $\text{Pt}(\text{CN})_4^{2-}$ .  
Schindler, J.W.; Adamson, A.W., *Inorg. Chem.* **21**: 4236-40 (1982)
- 82E636 Kinetic study of triplet complexes of porphyrins with quinones.  
Kapinus, E.J.; Staryi, V.P.; Dilung, I.I., *Theor. Exp. Chem.* **18**: 402-9 (1982) Translated from: *Teor. Eksp. Khim.* **18**: 450-8 (1982)
- 82F048 Effect of nitro and triethylphosphonium substituents on the photophysical and photoredox properties of tris(2,2'-bipyridine)ruthenium(II) complexes.  
Basu, A.; Weiner, M.A.; Streckas, T.C.; Gafney, H.D., *Inorg. Chem.* **21**: 1085-92 (1982)
- 82F065 An analysis of the mechanistic pathways in the reversible photoinduced reactions between  $\text{Ru}(\text{bpy})_3^{2+}$  and  $\text{Co}(\text{phen})_3^{3+}$  by flash photolysis techniques.  
Krist, K.; Gafney, H.D., *J. Phys. Chem.* **86**: 951-8 (1982)
- 82F153 Visible-light-sensitized cis-trans isomerization of N-methyl-4-( $\beta$ -styryl)pyridinium ions.  
Takagi, K.; Ogata, Y., *J. Org. Chem.* **47**: 1409-12 (1982)
- 82F217 Sensitized photoreduction of methyl viologen by metalloporphyrins.  
Lever, A.B.P.; Ramaswamy, B.S.; Licoccia, S., *J. Photochem.* **19**: 173-82 (1982)
- 82F278 Rate of primary photoproduct formation, its quenching, and doublet excited state absorption for acidic aqueous  $\text{trans}[\text{Cr}(\text{en})_2\text{NH}_3\text{F}]^{2+}$ .  
Kirk, A.D., *J. Phys. Chem.* **86**: 3638-40 (1982)
- 82F316 Improved hydrogen production with tetramethyl- and hexamethylviologen as electron-transfer agents in the system  $\text{H}_2\text{O}-\text{Ru}(\text{bpy})_3^{2+}$ - $\text{edta}-\text{Pt}$ .  
Launikonis, A.; Loder, J.W.; Mau, A.W.-H.; Sasse, W.H.F.; Wells, D., *Isr. J. Chem.* **22**: 158-62 (1982)
- 82N022 "Zwitterion" mediator/quenchers. Coulombic minimization of the back-reaction in photocatalysis.  
Brugger, P.-A.; Graetzel, M.; Guarr, T.; McLendon, G., *J. Phys. Chem.* **86**: 944-6 (1982)
- 82N068 Light-driven electron transfer from tetrathiafulvalene to porphyrins and  $\text{Ru}(\text{bpy})_3^{2+}$ . Charge separation by organized assemblies.  
Graetzel, C.K.; Graetzel, M., *J. Phys. Chem.* **86**: 2710-4 (1982)
- 82N117 Photogeneration of hydrogen from polymeric viologen systems.  
Lee, P.C.; Matheson, M.S.; Meisel, D., *Isr. J. Chem.* **22**: 133-7 (1982)
- 82N118 A novel effect of a polyelectrolyte on a photochemically induced electron transfer process involving a zwitterion.  
Sassoon, R.; Rabani, J., *Isr. J. Chem.* **22**: 138-41 (1982)
- 82N119 Photoinduced electron transfer reactions as photosynthetic models: Reduction of anthraquinones in  $\text{SiO}_2$  and  $\text{ZrO}_2$  colloids.  
Willner, I.; Degani, Y., *Isr. J. Chem.* **22**: 163-7 (1982)
- 82N184 Light-induced electron transfer from tris(2,2'-bipyridine)ruthenium(II) $^{2+}$  to a nickeldithiolene in homogeneous and heterogeneous systems.  
Frank, R.; Rau, H., *Z. Naturforsch., Teil A* **37A**: 1253-8 (1982)
- 82S072 Electrochemical and photochemical investigations of two novel electron relays for hydrogen generation from water.  
Houlding, V.; Geiger, T.; Koelle, U.; Graetzel, M., *J. Chem. Soc., Chem. Commun.* : 681-3 (1982)
- 82S130 Excited state photoelectrochemical production of  $\text{H}_2\text{O}_2$  and  $\text{Br}_2$ .  
Neyhart, G.A.; Marshall, J.L.; Dressick, W.J.; Sullivan, B.P.; Watkins, P.A.; Meyer, T.J., *J. Chem. Soc., Chem. Commun.* : 915-7 (1982)
- 82S159 New photosensitizers of the ruthenium-polypyridine family for the water splitting reaction.  
Juris, A.; Barigelletti, F.; Balzani, V.; Belser, P.; von Zelewsky, A., *Isr. J. Chem.* **22**: 87-90 (1982)
- 82S163 An excited state photoelectrochemical cell for the production of  $\text{O}_2$  based on oxidative quenching of  $\text{Ru}(\text{bpy})_3^{2+}$ .  
Dressick, W.J.; Meyer, T.J.; Durham, B., *Isr. J. Chem.* **22**: 153-7 (1982)
- 82S257 Solar reduction of water. III. Improved electron-transfer agents for the system water-tris(2,2'-bipyridine)ruthenium dication-ethylenediaminetetraacetic acid-platinum.

- Launikonis, A.; Loder, J.W.; Mau, A.W.-H.; Sasse, W.H.F.; Summers, L.A.; Wells, D., *Aust. J. Chem.* **35**: 1341-55 (1982)
- 83A008 Highly efficient photoreduction of water using energy transfer.  
Johansen, O.; Mau, A.W.-H.; Sasse, W.H.F., *Chem. Phys. Lett.* **94**: 113-7 (1983)
- 83A102 Mechanism of porphyrin ion production from the triplet state of magnesium octaethylporphyrin.  
Smalley, J.F.; Feldberg, S.W.; Brunschwig, B.S., *J. Phys. Chem.* **87**: 1757-65 (1983)
- 83A133 Photo-oxidation of metalloporphyrins in aqueous solution.  
Harriman, A.; Porter, G.; Walters, P., *J. Chem. Soc., Faraday Trans. 1* **79**: 1335-50 (1983)
- 83A192 Photochemical, photophysical, and thermal behavior of the tris(1,10-phenanthroline)chromium(III) ion in aqueous solution.  
Bolletta, F.; Maestri, M.; Moggi, L.; Jamieson, M.A.; Serpone, N.; Henry, M.S.; Hoffman, M.Z., *Inorg. Chem.* **22**: 2502-9 (1983)
- 83A333 Reduction of macrocyclic cobalt(III) complex photosensitized by tris(2,2'-bipyridine)ruthenium(II).  
Kurimura, Y.; Endo, E., *Bull. Chem. Soc. Jpn.* **56**: 3835-6 (1983)
- 83A402 Asymmetry of emission quenching and product formation in an asymmetrically sensitized photoreaction.  
Rau, H.; Ratz, R., *Angew. Chem. Int. Ed. Engl.* **22**: 550-1 (1983)
- 83A403 Quenching of the luminescence of tris(bipyridyl)Cr(III), Ru(II), and Os(II) complexes by hexa-halogen complexes of platinum(IV).  
Vasil'ev, V.V.; Balashov, K.P.; Shagisultanova, G.A., *Russ. J. Phys. Chem.* **57**: 461-2 (1983) Translated from: *Zh. Fiz. Khim.* **57**: 756-8 (1983)
- 83C017 Reduction potentials for 2,2'-bipyridine and 1,10-phenanthroline couples in aqueous solutions.  
Krishnan, C.V.; Creutz, C.; Schwarz, H.A.; Sutin, N., *J. Am. Chem. Soc.* **105**: 5617-23 (1983)
- 83C021 One-electron oxidation potentials of an NADH model compound and a dimeric rhodium(I) complex in irreversible systems. A convenient determination from the fluorescence quenching by electron acceptors.  
Fukuzumi, S.; Hironaka, K.; Nishizawa, N.; Tanaka, T., *Bull. Chem. Soc. Jpn.* **56**: 2220-7 (1983)
- 83E052 Singlet energy transfer from the charge-transfer excited state of tris(2,2'-bipyridine)ruthenium(II) to laser dyes.  
Mandal, K.; Pearson, T.D.L.; Krug, W.P.; Demas, J.N., *J. Am. Chem. Soc.* **105**: 701-7 (1983)
- 83E088 Electron transfer reactions of the photoexcited triplet state of chloroaluminum phthalocyanine with aromatic amines, benzoquinones, and coordination compounds of iron(II) and iron(III).  
Ohno, T.; Kato, S.; Yamada, A.; Tanno, T., *J. Phys. Chem.* **87**: 775-81 (1983)
- 83E101 A study of the spectral and kinetic characteristics of triplet exciplexes.  
Kapus, E.I.; Aleksankina, M.M.; Dilung, I.I., *J. Photochem.* **21**: 125-3b (1983)
- 83E110 Medium effects in chromium(III) photochemistry. Dynamic vs. static processes in tris(bipyridine)chromium(III) and trans-diammine(tetrathiocyanato)chromium(III) ions in acetonitrile-water mixtures.  
Jamieson, M.A.; Langford, C.H.; Serpone, N.; Hersey, M.W., *J. Phys. Chem.* **87**: 1004-8 (1983)
- 83E170 Oxidative quenching of  ${}^3\text{Ru}(\text{bipy})_3^{2+}$  by ortho- and para-quinones in aprotic media.  
Vlcek, A., Jr.; Bolletta, F., *Inorg. Chim. Acta* **76**: L227-L229 (1983)
- 83E203 Quenching of the  ${}^2\text{E}_g$  state of hexacyanochromate(III) in dimethylformamide solution.  
Buckels, H.-W.; Wasgestian, F., *Ber. Bunsenges. Phys. Chem.* **87**: 154-8 (1983)
- 83E209 Spectroscopic and electrochemical studies on ruthenium(II) complexes containing diazadiimine ligands.  
Kitamura, N.; Kawanishi, Y.; Tazuke, S., *Chem. Phys. Lett.* **97**: 103-6 (1983)
- 83E223 Sensitization and quenching processes of alkylcobalt(III) compounds.  
Al-Saigh, H.Y.; Kemp, T.J., *J. Chem. Soc., Perkin Trans. 2* **2**: 615-9 (1983)
- 83E262 Electron-transfer quenching vs. exciplex-mediated quenching of the low-lying excited states in phthalocyanines.  
Prasad, D.R.; Ferraudi, G., *Inorg. Chem.* **22**: 1672-4 (1983)
- 83E317 Ground-state quenching of  $({}^2\text{T}_1/{}^2\text{E})\text{Cr}(\text{NN})_3^{3+}$ . Anion and temperature dependence.  
Jamieson, M.A.; Serpone, N.; Hoffman, M.Z.; Bolletta, F., *Inorg. Chim. Acta* **72**: 247-52 (1983)
- 83E462 Photochemistry and sensitized evolution of hydrogen from water using water-soluble cationic porphyrins. Tetrakis(trimethylaminophenyl)porphyrinatozinc and its free base.  
Kalyanasundaram, K., *J. Chem. Soc., Faraday Trans. 2* **79**: 1365-74 (1983)
- 83E586 Role of nuclear and electronic factors in the electronic energy transfer from the  ${}^2\text{E}_g$  excited state of tris(2,2'-bipyridine)chromium(III) to cobalt(III) complexes.  
Gandolfi, M.T.; Maestri, M.; Sandrini, D.; Balzani, V., *Inorg. Chem.* **22**: 3435-9 (1983)
- 83E604 Intermolecular energy transfer between lanthanide complexes. 8. Tb(III) donor and Eu(III) acceptor complexes of citric acid.  
Spaulding, L.; Brittain, H.G., *J. Lumin.* **28**: 385-94 (1983)
- 83E621 Static and dynamic quenching of the emission of excited ruthenium(II) tris(bipyridyl) cation by nickel(II) tetracyanodithiolene anion.  
Frank, R.; Kau, H., *J. Phys. Chem.* **87**: 5181-4 (1983)
- 83E623 Temperature dependence of electron transfer reactions. Reductive quenching of  $\{[\text{RuL}_3]^{2+}\}^*$  luminescence by aromatic amines.  
Baggott, J.E., *J. Phys. Chem.* **87**: 5223-7 (1983)
- 83E674 Unusual photobehavior of trans-dicyano(1,4,8,11-tetraazacyclotetradecane)-rhodium(III) perchlorate.  
Miller, D.B.; Miller, P.K.; Kane-Maguire, N.A.P., *Inorg. Chem.* **22**: 3831-3 (1983)
- 83E719 Quenching of luminescence of tris(bipyridyl) complexes of ruthenium(II), osmium(II), and chromium(III) by platinum(II) complexes.  
Vinogradov, S.A.; Balashev, K.P.; Shagisultanova, G.A., *Koord. Khim.* **9**: 949-54 (1983)
- 83F069 Spectroscopic, electrochemical, and photochemical properties of molybdenum(II) and tungsten(II) halide clusters.  
Maverick, A.W.; Najdzionek, J.S.; MacKenzie, D.; Nocera, D.G.; Gray, H.B., *J. Am. Chem. Soc.* **105**: 1878-82 (1983)
- 83F105 An electron transfer chain mechanism for photoinduced oxidative addition of alkyl iodide to a dimeric rhodium(I) complex under low energy irradiation (553 nm).  
Fukuzumi, S.; Nishizawa, N.; Tanaka, T., *Bull. Chem. Soc. Jpn.* **56**: 709-14 (1983)
- 83F182 Photoreduction of benzo-1,4-quinone sensitized by metalloporphyrins.  
Harriman, A.; Porter, G.; Wilowska, A., *J. Chem. Soc., Faraday Trans. 2* **79**: 807-16 (1983)
- 83F230 Charge-transfer perturbations of the electronic contributions to bimolecular reactions. Nonadiabatic effects observed in energy-transfer and electron-transfer reactions.  
Endicott, J.F.; Ramasami, T.; Gaswick, D.C.; Tamilarasan, R.; Heeg, M.J.; Brubaker, G.R.; Pyke, S.C., *J. Am. Chem. Soc.* **105**: 5301-10 (1983)
- 83F371 Highly efficient photoreduction of methylviologen by

- tris(bis-diazadimine)ruthenium(II) complexes.  
Kitamura, N.; Kawanishi, Y.; Tazuke, S., *Chem. Lett.* : 1185-8 (1983)
- 83N004 Interactions of ruthenium(II) photosensitizers with Triton X-100.  
Mandal, K.; Hauenstein, B.L., Jr.; Demas, J.N.; DeGraff, B.A., *J. Phys. Chem.* **87**: 328-31 (1983)
- 83N153 Kinetic studies of the quenching reactions of photoexcited ruthenium(II) complexes by dialkylviologens in sodium dodecyl sulfate micellar solution.  
Miyashita, T.; Murakata, T.; Matsuda, M., *J. Phys. Chem.* **87**: 4529-32 (1983)
- 83N158 Photoredox behavior of zinc(II) porphyrins in vesicle assemblies.  
Hurst, J.K.; Lee, L.Y.C.; Graetzel, M., *J. Am. Chem. Soc.* **105**: 7048-56 (1983)
- 83N178 On the mechanism of the photoreduction of water with ruthenium-tris(bipyrazine) as sensitizer.  
Duerr, H.; Doerr, G.; Zengerle, K.; Curchod, J.-M.; Braun, A.M., *Helv. Chim. Acta* **66**: 2652-5 (1983)
- 83N211 Electron-transfer quenching and hydrogen generation from water by a series of 1,10-phenanthroline salt relays.  
Amouyal, E.; Zidler, B.; Keller, P., *Nouv. J. Chim.* **7**: 725-8 (1983)
- 83N214 Light-induced electron-transfer reactions involving the tris(2,2'-bipyridine)ruthenium dication and related complexes. II. Effect of the 2-(thiazol-2'-yl)pyridine ligand.  
Fitzpatrick, L.J.; Goodwin, H.A.; Launikonis, A.; Mau, A.W.-H.; Sasse, W.H.F., *Aust. J. Chem.* **36**: 2169-73 (1983)
- 83S001 Cobalt(III) sepulchrate: A new relay for water splitting photochemical cycles.  
Scandola, M.A.R.; Scandola, F.; Indelli, A.; Balzani, V., *Inorg. Chim. Acta* **76**: L67-L68 (1983)
- 83S051 Efficient photochemical reduction of CO<sub>2</sub> to CO by visible light irradiation of systems containing Re(bipy)(CO)<sub>3</sub>X or Ru(bipy)<sub>3</sub><sup>2+</sup>-Co<sup>2+</sup> combinations as homogeneous catalysts.  
Hawecker, J.; Lehn, J.-M.; Ziessel, R., *J. Chem. Soc., Chem. Commun.* : 536-8 (1983)
- 83S090 Cobalt cage complexes as electron-transfer agents in the photoreduction of water.  
Lay, P.A.; Mau, A.W.H.; Sasse, W.H.F.; Creaser, I.I.; Gahan, L.R.; Sargeson, A.M., *Inorg. Chem.* **22**: 2347-9 (1983)
- 84A048 Photoredox properties of zinc porphyrin-viologen complexes.  
Harriman, A.; Porter, G.; Wilowska, A., *J. Chem. Soc., Faraday Trans. 2* **80**: 191-204 (1984)
- 84A077 Electron-transfer quenching of ruthenium(II) photosensitizers by mercury(II) chlorides. 1. Reactions in aqueous solution.  
Hauenstein, B.L., Jr.; Mandal, K.; Demas, J.N.; DeGraff, B.A., *Inorg. Chem.* **23**: 1101-7 (1984)
- 84A122 Electron-transfer reactions of excited phthalocyanines: Spin restriction on reaction rate of electron transfer and energy transfer to cobalt compounds.  
Ohno, T.; Kato, S., *J. Phys. Chem.* **88**: 1670-4 (1984)
- 84A141 Reaction dynamics and hydroxide ion quenching of rhodium(III) ligand field excited states: Photoreactions of Rh(NH<sub>3</sub>)<sub>5</sub>I<sup>2+</sup>.  
Frink, M.E.; Magde, D.; Sexton, D.; Ford, P.C., *Inorg. Chem.* **23**: 1238-40, 2728 (1984)
- 84A148 Electron-transfer quenching of ruthenium(II) photosensitizers by mercury(II) in aqueous nitrate media.  
Hauenstein, B.L., Jr.; Dressick, W.J., Jr.; Demas, J.N.; DeGraff, B.A., *J. Phys. Chem.* **88**: 2418-22 (1984)
- 84A184 Photo-induced electron transfer from Zn-TPPS<sub>3</sub> to viologens.  
Okura, I.; Aono, S.; Hoshino, M.; Yamada, A., *Inorg. Chim. Acta* **86**: L55-L57 (1984)
- 84A238 Ground- and excited-state electron-transfer reactions: Photoinduced redox reactions of poly(pyridine)ruthenium(II) complexes and cobalt(III) cage compounds.  
Mok, C.-Y.; Zanella, A.W.; Creutz, C.; Sutin, N., *Inorg. Chem.* **23**: 2891-7 (1984)
- 84A242 Kinetics of intramolecular electron transfer from Ru<sup>II</sup> to Fe<sup>III</sup> in ruthenium-modified cytochrome c.  
Nocera, D.G.; Winkler, J.R.; Yocom, K.M.; Bordignon, E.; Gray, H.B., *J. Am. Chem. Soc.* **106**: 5145-50 (1984)
- 84A255 Electron-transfer quenching of the luminescence of ruthenium and osmium polypyridine complexes by cobalt(III) complexes.  
Sandrini, D.; Gandolfi, M.T.; Maestri, M.; Bolletta, F.; Balzani, V., *Inorg. Chem.* **23**: 3017-23 (1984)
- 84A264 Electron-transfer reactions of a photosensitized water-soluble zinc porphyrin.  
Le Roux, D.; Mialocq, J.-C.; Anitoff, O.; Folcher, G., *J. Chem. Soc., Faraday Trans. 2* **80**: 909-20 (1984)
- 84A272 Nanosecond spectroscopy on the mechanism of the reduction of methylviologen sensitized by metallophthalocyanine.  
Ohtani, H.; Kobayashi, T.; Ohno, T.; Kato, S.; Tanno, T.; Yamada, A., *J. Phys. Chem.* **88**: 4431-5 (1984)
- 84A306 Photoinduced electron transfer between cytochrome c and ruthenium/osmium bipyridine and phenanthroline complexes.  
Cho, K.C.; Che, C.M.; Cheng, F.C.; Choy, C.L., *J. Am. Chem. Soc.* **106**: 6843-4 (1984)
- 84A465 Charge-transfer processes in the quenching of excited uranyl ion by organosulphur, organohalogen and organometal species.  
Ambrosz, H.B.; Butter, K.R.; Kemp, T.J., *Faraday Discuss. Chem. Soc.* : 107-19 (1984)
- 84A504 Inorganic photophysics in solution. Part 7. Luminescence kinetics and electron-transfer quenching of excited bis(polypyridyl) complexes of ruthenium(II).  
Al-Saigh, H.Y.; Kemp, T.J., *J. Chem. Res. (M)* : 2001-46 (1984)
- 84B008 Photoexcited triplet state of oxotitanium(IV) tetraphenylporphyrin studied by ESR and laser photolysis. Proton-induced quenching of the triplet state.  
Hoshino, M.; Imamura, M.; Watanabe, S.; Hama, Y., *J. Phys. Chem.* **88**: 45-9 (1984)
- 84B055 Excited-state absorption of tris(phenanthroline)rhodium(III). A handle on the excited-state behavior of a powerful photochemical oxidant.  
Indelli, M.T.; Carioli, A.; Scandola, F., *J. Phys. Chem.* **88**: 2685-6 (1984)
- 84E074 Electron-transfer reactions and luminescent quantum yield of the triplet excited state of tetrakis[μ-diphosphito(2-)-P,P']diplatinate(II).  
Heuer, W.B.; Totten, M.D.; Rodman, G.S.; Hebert, E.J.; Tracy, H.J.; Nagle, J.K., *J. Am. Chem. Soc.* **106**: 1163-4 (1984)
- 84E097 Photochemistry and photophysics of aqueous Cr(NH<sub>3</sub>)<sub>5</sub>(CN)<sup>2+</sup> and trans-Cr(NH<sub>3</sub>)<sub>4</sub>(CN)<sub>2</sub><sup>+</sup>.  
Zinato, E.; Adamson, A.W.; Reed, J.L.; Puaux, J.P.; Ricciardi, P., *Inorg. Chem.* **23**: 1138-44 (1984)
- 84E152 Spectroscopy and photochemistry of binuclear iridium(I) complexes.  
Marshall, J.L.; Stobart, S.R.; Gray, H.B., *J. Am. Chem. Soc.* **106**: 3027-9 (1984)
- 84E192 Luminescence quenching of tris(2,2'-bipyridinium)ruthenium(II) by naphthylamines.  
Cosa, J.J.; Garcia, N.A.; Gsponer, H.E.; Previtali, C.M., *An. Asoc. Quim. Argent.* **72**: 53-7 (1984)
- 84E308 Formation of exciplexes during deactivation of the triplet state of magnesium phthalocyanine by nitroxide radicals.  
Degtyarev, L.S.; Kapinus, E.I.; Skuridin, E.Yu., *High Energy Chem.* **18**: 43-5 (1984) Translated from: *Khim. Vys. Energ.* **18**: 56-9 (1984)
- 84E316 Photoredox processes in metalloporphyrin-crown ether systems.



- Blondeel, G.; Harriman, A.; Porter, G.; Wilowska, A., *J. Chem. Soc., Faraday Trans. 2* **80**: 867-76 (1984)
- 84E347 Spectral and photophysical properties of ruthenium(II) 2-(phenylazo)pyridine complexes.  
Wolfgang, S.; Streckas, T.C.; Gafney, H.D.; Krause, R.A.; Krause, K., *Inorg. Chem.* **23**: 2650-5 (1984)
- 84E372 Non-adiabatic electronic energy transfer from the ( $^3\text{CT}$ )Ru(bpy) $_3$ (CN) $_2$  excited state to Cr(III) complexes.  
Bolletta, F.; Maestri, M.; Sandrini, D., *Inorg. Chim. Acta* **87**: 193-9 (1984)
- 84E387 Yields of electron transfer reactions in the quenching of the phosphorescent states ( $^2\text{E}$ ) of tris(2,2'-bipyridine)chromium(III) and tris(4,7-diphenyl-1,10-phenanthroline)chromium(III) compounds.  
Ohno, T.; Kato, S., *Bull. Chem. Soc. Jpn.* **57**: 1528-33 (1984)
- 84E462 Rates of virtually self-exchange energy transfer processes of ruthenium(II) polypyridine complexes.  
Maestri, M.; Sandrini, D.; Balzani, V.; Belser, P.; von Zelewsky, A., *Chem. Phys. Lett.* **110**: 611-4 (1984)
- 84E828 Use of sensitized fluorescence of europium in solutions of phosphoric acid for the determination of the uranium concentration.  
Nikitina, S.A.; Stepanov, A.V., *Sov. Radiochem.* **26**: 755-9 (1984) Translated from: *Radiokhimiya* **26**: 793-8 (1984)
- 84F005 Laser flash photolytic determination of triplet yields via singlet oxygen generation.  
Chattopadhyay, S.K.; Kumar, C.V.; Das, P.K., *J. Photochem.* **24**: 1-9 (1984)
- 84F069 Redox-photosensitized reactions. 11. Ru(bpy) $_3$  $^{2+}$ -photosensitized reactions of 1-benzyl-1,4-dihydronicotinamide with aryl-substituted enones, derivatives of methyl cinnamate, and substituted cinnamionitriles: Electron-transfer mechanism and structure-reactivity relationships.  
Pac, C.; Miyauchi, Y.; Ishitani, O.; Ihama, M.; Yasuda, M.; Sakurai, H., *J. Org. Chem.* **49**: 26-34 (1984)
- 84F091 Excited-state electron-transfer reactions of zinc octaethylporphyrin.  
Barbo, N.; Feitelson, J., *J. Phys. Chem.* **88**: 1065-8 (1984)
- 84F117 Photoinduced oxidative addition chemistry of bis(1,5-cyclooctadiene)bis( $\mu$ -pyrazolyl)diiridium(I).  
Caspar, J.V.; Gray, H.B., *J. Am. Chem. Soc.* **106**: 3029-30 (1984)
- 84F121 Photochemistry of the tris(2, 2'-bipyridine)ruthenium(II)-peroxydisulfate system in aqueous and mixed acetonitrile-water solutions. Evidence for a long-lived photoexcited ion pair.  
White, H.S.; Becker, W.G.; Bard, A.J., *J. Phys. Chem.* **88**: 1840-6 (1984)
- 84F157 Quantum yields and reaction rates in the photo-oxidation of hydrazine by uranyl ion.  
Butter, K.R.; Kemp, T.J., *J. Chem. Soc., Dalton Trans.* : 923-8 (1984)
- 84F159 Photocatalysis of the Pschorr reaction by tris-(2,2'-bipyridyl)ruthenium(II) in the phenanthrene series.  
Cano-Yelo, H.; Deronzier, A., *J. Chem. Soc., Perkin Trans. 2* : 1093-8 (1984)
- 84F176 Electron-transfer quenching and outer-sphere charge-transfer transitions in mixed-metal ion pairs. The [Eu-cryptand-2.2.1] $^{3+}$ -M(CN) $_6^{4-}$  systems.  
Sabbatini, N.; Bonazzi, A.; Ciano, M.; Balzani, V., *J. Am. Chem. Soc.* **106**: 4055-6 (1984)
- 84F249 Reactivity of trans- $\beta$ -styrylnaphthalene photosensitized by tris(2,2'-bipyridine)chromium(III).  
Sandrini, D.; Maestri, M.; Moggi, L., *J. Photochem.* **26**: 203-11 (1984)
- 84F346 Photochemical reduction of the uranyl ion with dialkyl sulfides.  
Sandhu, S.S.; Kohli, K.B.; Brar, A.S., *Inorg. Chem.* **23**: 3609-12 (1984)
- 84F351 Tris(bipyridyl)ruthenium(II)-photosensitized reaction of 1-benzyl-1,4-dihydronicotinamide with benzyl bromide.  
Hironaka, K.; Fukuzumi, S.; Tanaka, T., *J. Chem. Soc., Perkin Trans. 2* : 1705-9 (1984)
- 84F366 Photo-oxidation of tris(2,2'-bipyridine)ruthenium(II) by para-substituted benzene diazonium salts in acetonitrile. Two-compartment photoelectrochemical cell applications.  
Cano-Yelo, H.; Deronzier, A., *J. Chem. Soc., Faraday Trans. 1* **80**: 3011-9 (1984)
- 84F440 Photo-oxidation of some carbinols by the Ru(II) polypyridyl complex-aryl diazonium salt system.  
Cano-Yelo, H.; Deronzier, A., *Tetrahedron Lett.* **25**: 5517-20 (1984)
- 84N034 Electron-transfer quenching of ruthenium(II) photosensitizers by mercury(II) chlorides. 2. Reactions in aqueous sodium lauryl sulfate micellar solutions.  
Dressick, W.J.; Hauenstein, B.L., Jr.; Demas, J.N.; DeGraff, B.A., *Inorg. Chem.* **23**: 1107-13 (1984)
- 84N050 Properties of osmium(II) photosensitizers in aqueous and sodium lauryl sulfate micellar media.  
Dressick, W.J.; Raney, K.W.; Demas, J.N.; DeGraff, B.A., *Inorg. Chem.* **23**: 875-80 (1984)
- 84N212 Micellar effects on the forward and the back photoelectron transfer from a water-soluble porphyrin to dialkyl viologens.  
Chevalier, S.; Lerebours, B.; Pileni, M.P., *J. Photochem.* **27**: 301-10 (1984)
- 84S117 Photochemical reduction of water via energy transfer from a copper(I) complex.  
Edel, A.; Marnot, P.A.; Sauvage, J.P., *Nouv. J. Chim.* **8**: 495-8 (1984)
- 85A013 Laser photolysis studies on the electron-transfer reaction from the photoexcited triplet state of chloroindium(III) tetraphenylporphyrin to methylviologen in methanol solutions.  
Hoshino, M.; Seki, H.; Shizuka, H., *J. Phys. Chem.* **89**: 470-4 (1985)
- 85A062 Light-induced electron-transfer reactions. Part 3. Kinetics of the oxidation reaction of oxalate ion by peroxodisulphate ion, induced by irradiation with visible light of an aqueous solution containing tris(2,2'-bipyridine)-ruthenium(II).  
Kimura, M.; Nishida, S., *J. Chem. Soc., Dalton Trans.* : 355-9 (1985)
- 85A093 Quenching of photosubstitution in ruthenium polypyridine complexes.  
Ollino, M.; Cherry, W.R., *Inorg. Chem.* **24**: 1417-8 (1985)
- 85A101 Photoinduced electron transfer between Zn(TPPS) $_3^{3-}$  and viologens.  
Aono, S.; Okura, I.; Yamada, A., *J. Phys. Chem.* **89**: 1593-8 (1985)
- 85A136 Photochemical dediazonation of arene diazonium salts sensitized by zinc meso-tetraphenyl porphyrin.  
Becker, H.G.O.; Lehmann, T.; Schuetz, R., *J. Prakt. Chem.* **327**: 21-34 (1985)
- 85A155 Lifetime of the triplet exciplexes of porphyrins with electron acceptors in toluene solution.  
Kapinus, E.I.; Aleksankina, M.M.; Staryi, V.P.; Boghillo, V.I.; Dilung, I.I., *J. Chem. Soc., Faraday Trans. 2* **81**: 631-42 (1985)
- 85A161 Energy- and electron-transfer processes of the lowest triplet excited state of tetrakis(diphosphito)diplatinate(II).  
Peterson, J.R.; Kalyanasundaram, K., *J. Phys. Chem.* **89**: 2480-92 (1985)
- 85A191 Solution medium control of the Ru(bpy) $_3$  $^{2+}$ /methyl viologen/EDTA photochemical system.  
Prasad, D.R.; Mandal, K.; Hoffman, M.Z., *Coord. Chem. Rev.* **64**: 175-90 (1985)
- 85A248 Kinetic parameters for the electron-transfer quenching of the luminescent excited state of ruthenium(II)-polypyridine complexes by aromatic amines in acetonitrile solution.

- Sandrini, D.; Maestri, M.; Belser, P.; von Zelewsky, A.; Balzani, V., *J. Phys. Chem.* **89**: 3675-9 (1985)
- 85A362 Kinetics and mechanisms of electron transfer between blue copper proteins and electronically excited chromium and ruthenium polypyridine complexes.  
Brunschwig, B.S.; DeLaive, P.J.; English, A.M.; Goldberg, M.; Gray, H.B.; Mayo, S.L.; Sutin, N., *Inorg. Chem.* **24**: 3743-9 (1985)
- 85A387 A study of the effects of polyelectrolytes on the photochemical system containing a  $\text{Ru}(\text{bpy})_3^{2+}$  derivative, methylviologen, and ferricyanide.  
Sassoon, R.E.; Rabani, J., *J. Phys. Chem.* **89**: 5500-4 (1985)
- 85A430 Photosensitized charge transfer and recombination of the ionic products in micellar solutions.  
Le Roux, D.; Takakubo, M.; Mialocq, J.C., *J. Chim. Phys. Phys.-Chim. Biol.* **82**: 739-46 (1985)
- 85A431 Possibilités et limites des diazacomplexes de  $\text{Ru}^{2+}$  en tant que sensibilisateurs induisant la photolyse de l'eau.  
Duerr, H.; Doerr, G.; Zengerle, K.; Mayer, E.; Curchod, J.-M.; Braun, A.M., *Nouv. J. Chim.* **9**: 717-20 (1985)
- 85A469 Electron transfer reactions in platinum complexes.  
Vinogradov, S.A.; Balashev, K.P.; Zimnyakov, A.M.; Shagisultanova, G.A., *Russ. J. Phys. Chem.* **59**: 1719-21 (1985)  
Translated from: *Zh. Fiz. Khim.* **59**: 2871-3 (1985)
- 85A470 Ligand substitution reaction of bis(ethylenediamine)glycinatocobalt(III) complex with ethylenediamine catalyzed by the photo-excited tris(2,2'-bipyridine)ruthenium(II) complex.  
Ishikawa, M.; Okamoto, K.; Hidaka, J.; Einaga, H., *Helv. Chim. Acta* **68**: 2015-21 (1985)
- 85B030 Charge separation in photoinitiated electron-transfer systems with polyviologen polyelectrolytes as quenchers.  
Sassoon, R.E.; Gershuni, S.; Rabani, J., *J. Phys. Chem.* **89**: 1937-45 (1985)
- 85E012  $\beta$ -Cyclodextrin inclusion complexes with  $\alpha$ -diiminoruthenium(II) photosensitizers.  
Cline, J.I., III; Dressick, W.J.; Demas, J.N.; DeGraff, B.A., *J. Phys. Chem.* **89**: 94-7 (1985)
- 85E063 Quenching studies of  $^* \text{Cu}(\text{dpp})_2^+$ . Evidence for competitive electron-transfer and energy-transfer quenching by  $\text{Cr}(\text{acac})_3$  derivatives.  
Gamache, R.E., Jr.; Rader, R.A.; McMillin, D.R., *J. Am. Chem. Soc.* **107**: 1141-6 (1985)
- 85E075 Photoelectrochemical properties of bis(2,2'-bipyridine)(4,4'-dicarboxy-2,2'-bipyridine)ruthenium(II) chloride.  
Shimidzu, T.; Iyoda, T.; Izaki, K., *J. Phys. Chem.* **89**: 642-5 (1985)
- 85E218 Luminescence quenching of the tris(2,2'-bipyridine)ruthenium(II) cation and its monoprotinated complex.  
Haga, M.-A.; Dodsworth, E.S.; Eryavec, G.; Seymour, P.; Lever, A.B.P., *Inorg. Chem.* **24**: 1901-6 (1985)
- 85E277 Exciplex quenching of photo-excited copper complexes.  
McMillin, D.R.; Kirchhoff, J.R.; Goodwin, K.V., *Coord. Chem. Rev.* **64**: 83-92 (1985)
- 85E347 Synthetic control of excited states. Nonchromophoric ligand variations in polypyridyl complexes of osmium(II).  
Kober, E.M.; Marshall, J.L.; Dressick, W.J.; Sullivan, B.P.; Caspar, J.V.; Meyer, T.J., *Inorg. Chem.* **24**: 2755-63 (1985)
- 85E375 Photoinduced electron transfer within ion pairs. Direct measure of the intramolecular electron-transfer quenching constant.  
Ballardini, R.; Gandolfi, M.T.; Balzani, V., *Chem. Phys. Lett.* **119**: 459-62 (1985)
- 85E552 Effects of non-electrolyte polymers on photoinduced electron transfer reactions. Influence of aqueous poly(vinylalcohol) on quenching of tetraanionic porphyrins by methyl viologen.  
Yanuck, M.D.; Schmehl, R.H., *Chem. Phys. Lett.* **122**: 133-8 (1985)
- 85E593 Triplet exciplexes. Have they been detected in the liquid phase?  
Renge, I.V.; Kuzmin, V.A.; Borisevich, Yu.E., *J. Photochem.* **31**: 67-74 (1985)
- 85E617 Preparation and characterisation of 2,2'-bipyridine-4,4'-disulphonic and -5-sulphonic acids and their ruthenium(II) complexes. Excited-state properties and excited state electron-transfer reactions of ruthenium(II) complexes containing 2,2'-bipyridine-4,4'-disulphonic acid or 2,2'-bipyridine-4,4'-dicarboxylic acid.  
Anderson, S.; Constable, E.C.; Seddon, K.R.; Turp, J.E.; Baggott, J.E.; Pilling, M.J., *J. Chem. Soc., Dalton Trans.* : 2247-61 (1985)
- 85E687 Pyridinium quenchers of  $\text{Ru}(\text{bpy})_3^{2+}$ . Charge effects of the yield of electron transfer.  
Jones, G., II; Malba, V., *J. Org. Chem.* **50**: 5776-82 (1985)
- 85E779 Photochemistry of dinuclear  $\text{d}^8$ - $\text{d}^8$  iridium and platinum complexes.  
Marshall, J.L.; Stigman, A.E.; Gray, H.B., *ACS Symp. Ser. 307(Excited States React. Intermed.)*: 166-76 (1985)
- 85F001 Quenching of the emission of excited state  $[\text{Ru}(\text{bipyridyl})_3]^{2+}$  by heteropentalenes and related molecules.  
Clayton, J.S.; Bruce, D.W.; Cole-Hamilton, D.J.; Camilleri, P., *Inorg. Chim. Acta* **96**: L11-L12 (1985)
- 85F007 Photochemical generation of long-living redox pairs by the use of polypyridineruthenium(II) complex, zwitterionic electron mediator, and viologen polymer as an electron pool.  
Ohsako, T.; Sakamoto, T.; Matsuo, T., *J. Phys. Chem.* **89**: 222-5 (1985)
- 85F008 Photoinduced electron-transfer reactions between optical isomers.  
Kaizu, Y.; Mori, T.; Kobayashi, H., *J. Phys. Chem.* **89**: 332-5 (1985)
- 85F030 Photoinduced hydrogen evolution using bipyridinium salts as electron carrier.  
Okura, I.; Kaji, N.; Aono, S.; Kita, T.; Yamada, A., *Inorg. Chem.* **24**: 451-3 (1985)
- 85F051 Directed, intramolecular electron transfer in mixed-valence dimers.  
Curtis, J.C.; Bernstein, J.S.; Meyer, T.J., *Inorg. Chem.* **24**: 385-97 (1985)
- 85F089 Light-induced ligand-substitution reactions. Reaction between the chloropentaamminecobalt(III) ion and ethylenediaminetetraacetate by irradiation with visible light of aqueous solutions containing the tris(2,2'-bipyridine)ruthenium(II) ion.  
Kimura, M.; Yamashita, M.; Nishida, S., *Inorg. Chem.* **24**: 1527-31 (1985)
- 85F123 Deuterium isotope effects on the ligand field excited-state kinetics of hexaamminerhodium(III).  
Frink, M.E.; Ford, P.C., *Inorg. Chem.* **24**: 1033-5 (1985)
- 85F140 An iridium-bipyridine complex as a photosensitizer for the bromide oxidation to bromine by oxygen.  
Slama-Schwok, A.; Gershuni, S.; Rabani, J.; Cohen, H.; Meyerstein, D., *J. Phys. Chem.* **89**: 2460-4 (1985)
- 85F141 Charge separation and photoreduction of zinc tetrakis(sulfonatophenyl)porphyrin by nitrobenzene and methylviologen in aqueous solutions.  
Nahor, G.S.; Rabani, J., *J. Phys. Chem.* **89**: 2468-72 (1985)
- 85F161 Energy-transfer quenching of excited states of polypyridine complexes of ruthenium(II) by hexaamminecobalt(III) or tris(ethylenediamine)cobalt(III).  
Zahir, K.; Boettcher, W.; Haim, A., *Inorg. Chem.* **24**: 1966-8 (1985)
- 85F184 Efficiencies of electron transfer reactions in the quenching of excited rhodium compounds by aromatic compounds.  
Ohno, T., *Coord. Chem. Rev.* **64**: 311-20 (1985)
- 85F222 Energy transfer vs. electron transfer in the excited-state quenching of tris(2,2'-bipyridine-N,N')ruthenium(II)

- complexes by cobalt(III) cage complexes: Applications to the photoreduction of water.  
Creaser, I.I.; Gahan, L.R.; Geue, R.J.; Launikonis, A.; Lay, P.A.; Lydon, J.D.; McCarthy, M.G.; Mau, A.W.-H.; Sargeson, A.M.; Sasse, W.H.F., *Inorg. Chem.* **24**: 2671-80 (1985)
- 85F228 Redox-photosensitized reactions. Part 12. Effects of magnesium(II) ion on the  $[\text{Ru}(\text{bpy})_3]^{2+}$ -photomediated reduction of olefins by 1-benzyl-1,4-dihydronicotinamide: Metal-ion catalysis of electron transfer processes involving an NADH model.  
Ishitani, O.; Ihama, M.; Miyauchi, Y.; Pac, C., *J. Chem. Soc., Perkin Trans. 1* : 1527-31 (1985)
- 85F311 Quantum yield of formation of methylviologen radical cation from the photolysis of the  $\text{Ru}(\text{bpy})_3^{2+}$ /methylviologen/EDTA system.  
Prasad, D.R.; Hessler, D.; Hoffman, M.Z.; Serpone, N., *Chem. Phys. Lett.* **121**: 61-4 (1985)
- 85F328 Metalloporphyrin-sensitized photoredox reactions: Mechanistic studies on the role of axial ligands on photoreactivity.  
Inoue, H.; Chandrasekaran, K.; Whitten, D.G., *J. Photochem.* **30**: 269-84 (1985)
- 85F395 Photosensitized isomerization of norbornadiene to quadricyclane with (arylphosphine)copper(I) halides.  
Fife, D.J.; Moore, W.M.; Morse, K.W., *J. Am. Chem. Soc.* **107**: 7077-83 (1985)
- 85F408 Photoinduced electron-transfer from thiols to  $[\text{Ru}(\text{bpy})_3]^{2+}$  in aqueous solutions.  
Miyashita, T.; Matsuda, M., *Bull. Chem. Soc. Jpn.* **58**: 3031-2 (1985)
- 85F493 Kinetics of triplet-state quenching of chlorophyll-like molecules in the presence of reverse energy transfer.  
Sapunov, V.V., *Khim. Fiz.* **4**: 668-72 (1985)
- 85F520 Photoredox properties of tetra-2,3-pyridinoporphyrazines (29H,31H-tetrapyrro[2,3-b: 2',3'-g: 2'',3''-l: 2''',3'''-q] porphyrazine).  
Woehrl, D.; Gitzel, J.; Okura, I.; Aono, S., *J. Chem. Soc., Perkin Trans. 2* : 1171-8 (1985)
- 85F572 The ruthenium(II)-tris-(1,4,5,8-tetraazaphenanthrene) dication: A new photocatalyst in redox cycles for hydrogen production.  
Kirsch-de Mesmaeker, A.; Maetens, D.; Nasielski-Hinkens, R., *Acta Chim. Hung.* **119**: 245-7 (1985)
- 85M244 Photosensitized cleavage of acetylene to methane.  
Degani, Y.; Willner, I., *J. Chem. Soc., Chem. Commun.* : 648-50 (1985)
- 85N094 Interfacial charge separation in the photoreduction of water: Effects of colloidal silica.  
Furlong, D.N.; Johansen, O.; Launikonis, A.; Loder, J.W.; Mau, A.W.-H.; Sasse, W.H.F., *Aust. J. Chem.* **38**: 363-7 (1985)
- 85N143 Photophysics of the excited uranyl ion in aqueous solutions. Part 5. Fluorescence quenching by micellar solutions of Triton X-100.  
Formosinho, S.J.; Miguel, M. da G.M., *J. Chem. Soc., Faraday Trans. 1* **81**: 1891-900 (1985)
- 85N164 Effect of conformation of poly(methacrylic acid) on the photophysical and photochemical processes of tris(2,2'-bipyridine)ruthenium(II).  
Chu, D.Y.; Thomas, J.K., *J. Phys. Chem.* **89**: 4065-70 (1985)
- 85N199 Luminescence quenching of ruthenium(II) photosensitizers by  $\text{Cu}^{2+}$  in Triton surfactant media.  
Snyder, S.W.; Raines, D.E.; Rieger, P.T.; Demas, J.N.; DeGraff, B.A., *Langmuir* **1**: 548-52 (1985)
- 85N254 Complex formation between anthraquinone-2,6-disulfonate and a neutral zinc porphyrin. Effects of CTAB micelles on complex stability and photoinduced electron transfer.  
Degani, Y.; Willner, I., *J. Phys. Chem.* **89**: 5685-9 (1985)
- 85R098 Photophysics of ruthenium complexes bound to double helical DNA.  
Kumar, C.V.; Barton, J.K.; Turro, N.J., *J. Am. Chem. Soc.* **107**: 5518-23 (1985)
- 85S015 Photoelectrochemistry of a new ruthenium complex, the Ru(II)-tris-(1,4,5,8-tetraazaphenanthrene) dication.  
Kirsch-De Mesmaeker, A.; Maetens, D.; Nasielski-Hinkens, R., *J. Electroanal. Chem. Interfacial Electrochem.* **182**: 123-32 (1985)
- 85S022 Homogeneous catalysis of the photoreduction of water. 6. Mediation by polypyridine complexes or ruthenium(II) and cobalt(II) in alkaline media.  
Krishnan, C.V.; Brunschwig, B.S.; Creutz, C.; Sutin, N., *J. Am. Chem. Soc.* **107**: 2005-15 (1985)
- 85S084 Separation of photoredox products by local potential fields.  
Rabani, J.; Sassoon, R.E., *J. Photochem.* **29**: 7-26 (1985)
- 85S182 Synthesis of a new relay for photosensitized hydrogen production in basic aqueous  $\text{SiO}_2$  media.  
Bourdelaude, J.L.; Camps, J.; Font, J.; de March, P.; Brillas, E., *J. Photochem.* **30**: 437-44 (1985)
- 85S227 Photoreduction and photocleavage of water with  $\text{Al}_x\text{M}_{1-x}(\text{OH})_3$  hydroxides (M = Eu, In, Sm, Ga, or Fe) as electron relays.  
Bergaya, F.; Challal, D.; Fripiat, J.J.; Van Damme, H., *Nouv. J. Chim.* **9**: 721-4 (1985)
- 86A052 Transient storage of photochemically produced oxidative and reductive equivalents in soluble redox polymers.  
Margerum, L.D.; Murray, R.W.; Meyer, T.J., *J. Phys. Chem.* **90**: 728-30 (1986)
- 86A057 Photochemical oxidation of  $[\text{Ir}(\text{C}^3, \text{N}^1\text{-Hbpy})(\text{bpy})_2]^{3+}$  by redox quenching.  
Slama-Schwok, A.; Rabani, J., *J. Phys. Chem.* **90**: 1176-9 (1986)
- 86A063 Selective type I photooxidations in mixtures of porphyrins and electrophilic nitroimidazoles.  
Bazin, M.; Santus, R., *Photochem. Photobiol.* **43**: 235-42 (1986)
- 86A072 Effect of ionic polymer environment on the photoinduced electron transfer from zinc porphyrin to viologen.  
Nosaka, Y.; Kuwabara, A.; Miyama, H., *J. Phys. Chem.* **90**: 1465-70 (1986)
- 86A077 Formation of electronically excited products in electron-transfer reactions: Reaction of polypyridine complexes of cobalt(II) and ruthenium(III) in acetonitrile.  
Liu, D.K.; Brunschwig, B.S.; Creutz, C.; Sutin, N., *J. Am. Chem. Soc.* **108**: 1749-55 (1986)
- 86A101 Interaction of excited dioxouranium(VI) ion with amino-acids: a laser flash photolysis, quantum yield and ESR investigation.  
Kemp, T.J.; Shand, M.A., *Inorg. Chim. Acta* **114**: 215-20 (1986)
- 86A120 Photodynamics of the tris(2,2'-bipyridine)ruthenium(2+)/methylviologen/EDTA system in aqueous solution.  
Prasad, D.R.; Hoffman, M.Z., *J. Am. Chem. Soc.* **108**: 2568-73 (1986)
- 86A133 Quenching of excited tris(2,2'-bipyridine)ruthenium(II) by metal 1,2-dithiolene complexes.  
Chiorboli, C.; Scandola, F.; Kisch, H., *J. Phys. Chem.* **90**: 2211-5 (1986)
- 86A134 Direct observation of substitutional photochemistry in tris(bipyrazyl)ruthenium(II).  
Kalyanasundaram, K., *J. Phys. Chem.* **90**: 2285-7 (1986)
- 86A140 Rate dependence of electron transfer on donor-acceptor separation and on free enthalpy change. The  $\text{Ru}(\text{bpy})_3^{2+}$ /viologen $^{2+}$  system.  
Rau, H.; Frank, R.; Greiner, G., *J. Phys. Chem.* **90**: 2476-81 (1986)
- 86A158 Charge-transfer sensitization of the valence photoisomerization of norbornadiene to quadricyclene by an orthometalated transition-metal complex.  
Crutch, P.A.; Kutal, C., *J. Am. Chem. Soc.* **108**: 3108-10

- (1986)
- 86A165 Solvent effect and activation parameters for the photoinduced electron transfer between  $\text{Ru}(\text{bpy})_3^{2+}$  and aromatic amines.  
Garrera, H.A.; Gsponer, H.E.; Garcia, N.A.; Cosa, J.J.; Previtali, C.M., *J. Photochem.* **33**: 257-60 (1986)
- 86A174 Influence of viscous media on charge transfer reactions.  
Tran-Thi, T.H.; Koulkes-Pujo, A.M.; Mialocq, J.C.; Folcher, G., *Laser Chem.* **5**: 351-66 (1986)
- 86A325 Laser photolysis studies of chlororhodium(III) tetraphenylporphyrin in ethanol solutions. Photoinduced electron transfer and ligand ejection in the excited triplet state.  
Hoshino, M.; Seki, H.; Yasufuku, K.; Shizuka, H., *J. Phys. Chem.* **90**: 5149-53 (1986)
- 86A380 A laser flash photolysis study of sydnone triplets. Photophysical behaviours and singlet oxygen sensitisation.  
Bhattacharyya, K.; Muneer, M.; Tikare, R.K.; Das, P.K.; George, M.V., *J. Indian Chem. Soc.* **63**: 43-9 (1986)
- 86A508 Photochemical dediazonium of arene diazonium salts sensitized by zinc phthalocyanine tetra(sulfomorpholide).  
Becker, H.G.O.; Krueger, R.; Schuetz, R., *J. Prakt. Chem.* **328**: 729-40 (1986)
- 86B098 Luminescent charge-transfer state of ruthenium-bipyrimidine complexes.  
Akasheh, T.S.; Beaumont, P.C.; Parsons, B.J.; Phillips, G.O., *J. Phys. Chem.* **90**: 5651-4 (1986)
- 86E020 Triplet-state reactions of zinc protoporphyrins.  
Feitelson, J.; Barbooy, N., *J. Phys. Chem.* **90**: 271-4 (1986)
- 86E096 Electronic energy transfer from the charge-transfer excited states of ruthenium(II) polypyridyl complexes to the ligand field excited states of chromium(III). Weakly coupled small energy gap behavior for bimolecular reactions.  
Tamilarasan, R.; Endicott, J.F., *J. Phys. Chem.* **90**: 1027-33 (1986)
- 86E195 Photoinduced electron-transfer reactions of poly(pyridine)ruthenium(II) complexes with europium(III/II) cryptates.  
Sabbatini, N.; Dellonte, S.; Bonazzi, A.; Ciano, M.; Balzani, V., *Inorg. Chem.* **25**: 1738-42 (1986)
- 86E555 Phosphorescent 8-quinolinol metal chelates. Excited-state properties and redox behavior.  
Ballardini, R.; Varani, G.; Indelli, M.T.; Scandola, F., *Inorg. Chem.* **25**: 3858-65 (1986)
- 86E677 Study of self-quenching by steady state emission measurements.  
Favaro, G., *J. Photochem.* **35**: 375-9 (1986)
- 86E832 Electron and energy transfer processes of excited states of europium(III) and terbium(III) aquo ions and cryptates.  
Sabbatini, N.; Perathoner, S.; Dellonte, S.; Lattanzi, G.; Balzani, V., *J. Less-Common Met.* **126**: 329-34 (1986)
- 86F005 Photoinduced C-C bond cleavage via electron-transfer reactions: Visible-light-mediated scission of tertiary amines.  
Lee, L.Y.C.; Ci, X.; Giannolli, C.; Whitten, D.G., *J. Am. Chem. Soc.* **108**: 175-7 (1986)
- 86F060 Direct and sensitized valence photoisomerization of a substituted norbornadiene. Examination of the disparity between singlet- and triplet-state reactivities.  
Ikezawa, H.; Kutal, C.; Yasufuku, K.; Yamazaki, H., *J. Am. Chem. Soc.* **108**: 1589-94 (1986)
- 86F089 Photochemical degradation of halogenocarbon and hydrogenation of cyclohexene by diplatinum(II,II) pyrophosphate.  
Che, C.-M.; Lee, W.-M., *J. Chem. Soc., Chem. Commun.* : 512-3 (1986)
- 86F171 Photoinduced oxidation of a water-soluble manganese(III) porphyrin.  
Maliyackel, A.C.; Otvos, J.W.; Spreer, L.O.; Calvin, M., *Proc. Natl. Acad. Sci. USA* **83**: 3572-4 (1986)
- 86F214 Zinc tetrasulphophthalocyanine as a photodynamic sensitizer for biomolecules.  
Spikes, J.D.; Bommer, J.C., *Int. J. Radiat. Biol. Helv. Stud. Phys., Chem. Med.* **50**: 41-5 (1986)
- 86F230 Photogeneration of carbon monoxide and of hydrogen via simultaneous photochemical reduction of carbon dioxide and water by visible-light irradiation of organic solutions containing tris(2,2'-bipyridine)ruthenium(II) and cobalt(II) species as homogeneous catalysts.  
Ziessel, R.; Hawecker, J.; Lehn, J.-M., *Helv. Chim. Acta* **69**: 1065-84 (1986)
- 86F247 Photoinduced cleavage of the carbon-indium bond in ethylindium(III) tetraphenylporphyrin.  
Hoshino, M.; Ida, H.; Yasufuku, K.; Tanaka, K., *J. Phys. Chem.* **90**: 3984-7 (1986)
- 86F346 Solvation effects on photochemically-induced electron transfer from tris(bipyridyl)ruthenium to methylviologen.  
Ochiai, E.-I.; Shaffer, D.I.; Wampler, D.L.; Schettler, P.D., Jr., *Transition Met. Chem. (Weinheim, Ger.)* **11**: 241-6 (1986)
- 86F357 Physical and chemical quenching of excited uranyl ion by dialkyl sulfides.  
Kemp, T.J.; Shand, M.A., *Inorg. Chem.* **25**: 3840-3 (1986)
- 86F456 2,7-Dimethylthieno[2,3-c:5,4-c']dipyridinium bisperchlorate as sensitizer for the photoreduction of water.  
Launikonis, A.; Mau, A.W.-H.; Sasse, W.H.F.; Summers, L.A., *J. Chem. Soc., Chem. Commun.* : 1645-7 (1986)
- 86N075 Novel effect of man-made molecular assemblies on photoinduced charge separation. 5. Extremely efficient harvesting of electrons photoliberated from water-soluble zinc porphyrin in the presence of an amphipathic viologen bilayer membrane and a zwitterionic electron mediator.  
Nagamura, T.; Takeyama, K.; Tanaka, K.; Matsuo, T., *J. Phys. Chem.* **90**: 2247-51 (1986)
- 86N119 Photosensitized electron-transfer reactions in  $\beta$ -cyclodextrin aqueous media: Effects on dissociation of ground-state complexes, charge separation, and  $\text{H}_2$  evolution.  
Adar, E.; Degani, Y.; Goren, Z.; Willner, I., *J. Am. Chem. Soc.* **108**: 4696-700 (1986)
- 86N292 Steady-state fluorescence quenching kinetics of water-soluble zinc porphyrins in reversed micelles.  
Costa, S.M. de B.; Lopes, J.M.F.M.; Martins, M.J.T., *J. Chem. Soc., Faraday Trans.* **2** **82**: 2371-8 (1986)
- 86S027 Polymer viologen as a stabilizing agent of colloidal platinum for photoinduced electron transfer reactions.  
Nosaka, Y.; Kuwabara, A.; Miyama, H., *J. Photochem.* **32**: 143-50 (1986)
- 86S089 Efficient photoreduction of methylviologen by metallophthalocyanine sensitizers.  
Ohtani, H.; Kobayashi, T.; Tanno, T.; Yamada, A.; Woehrle, D.; Ohno, T., *Photochem. Photobiol.* **44**: 125-9 (1986)
- 86S121 An excited state photoelectrochemical cell for the production of  $\text{H}_2\text{O}_2$  and  $\text{Br}_2$ .  
Otruba, J.P.; Neyhart, G.A.; Dressick, W.J.; Marshall, J.L.; Sullivan, B.P.; Watkins, P.A.; Meyer, T.J., *J. Photochem.* **35**: 133-53 (1986)
- 86S150 Preparation and photochemical properties of water-soluble polymers with pendant tris(2,2'-bipyridyl)ruthenium(II) groups. N-ethylated copolymers of vinylpyridine and cis-bis(2,2'-bipyridyl)(4-methyl-4'-vinyl-2,2'-bipyridyl)-ruthenium(II).  
Ennis, P.M.; Kelly, J.M.; O'Connell, C.M., *J. Chem. Soc., Dalton Trans.* : 2485-91 (1986)

## 11. Indexes

### 11.1. Author Index

The six-character codes following an author's name refer to the RCDC reference code, and the loca-

tors  $t,m$  refer to the table number  $t$  and excited state number  $m$  where data for the quenchers in that specific reference can be found.

- Abruna, H. 776441: 19.3, 19.4, 19.5, 19.6, 19.8, 19.9, 19.33, 19.34, 22.1; 77F920: 19.3, 19.4, 19.5, 19.6, 19.8, 19.9, 19.33, 19.34, 21.1, 22.1.
- Adamson, A.W. 717111: 20.1; 737656: 20.1; 80E074: 18.5, 18.9; 80F384: 27.1; 82E073: 18.2, 18.4; 82E553: 16.7; 84E097: 4.9, 4.10.
- Adar, E. 86N119: 21.1, 29.20.
- Addington, J.W. 766319: 19.58, 20.1; 776220: 19.30, 19.60.
- Ahmad, M. 756411: 28.1.
- Akashah, T.S. 86B098: 19.26, 19.49.
- Aleksankina, M.M. 83E101: 11.12.
- Allen, D.M. 747132: 28.1.
- Al-Saigh, H.Y. 83E223: 4.14, 4.18, 16.3, 19.58, 20.1, 28.1; 84A504: 19.46, 19.52.
- Ambrosz, H.B. 84A465: 28.1.
- Amouyal, E. 78A392: 21.1; 80A247: 21.1, 22.1; 80U059: 22.1; 82C019: 21.1, 22.1.
- Anderson, C.P. 777106: 21.1.
- Anderson, S. 85E617: 19.23, 19.32, 19.45, 22.1.
- Anitoff, O. 84A264: 29.15.
- Antipenko, B.M. 68E121: 28.1; 69E237: 7.1, 24.4; 71E390: 24.4.
- Aono, S. 85A101: 29.10; 85F030: 29.10; 85F520: 29.22.
- Aoyagui, S. 80E224: 14.1, 14.4, 14.10, 19.14, 20.1.
- Asbury, R.P. 80A287: 3.1.
- Atabekyan, L.S. 81F325: 28.1.
- Baggott, J.E. 80A308: 19.1, 19.15, 19.17, 19.58, 20.1; 81A031: 19.15, 19.17, 19.58, 20.1; 83E623: 19.17, 19.19, 21.1; 85E617: 19.23, 19.32, 19.45, 22.1.
- Balashov, K.P. 83A403: 4.14, 14.4, 20.1; 83E719: 4.14, 14.4, 20.1; 85A469: 4.14, 9.2, 14.4, 20.1, 28.1.
- Ballard, S.G. 80A023: 29.9.
- Ballardini, R. 736183: 4.15; 767517: 4.14; 78E518: 4.14, 9.1, 21.1; 85E375: 20.1; 86E555: 9.4, 16.3.
- Balzani, V. 736183: 4.15; 746112: 20.1; 746396: 20.1; 756325: 4.14, 20.1; 766027: 20.1; 767517: 4.14; 776252: 4.16; 78E518: 4.14, 9.1, 21.1; 78F122: 4.14; 81E512: 19.42; 82S159: 19.2, 19.10, 19.44, 19.51; 83E586: 4.14; 83S001: 20.1; 84A255: 14.10, 19.14, 19.17, 19.58, 20.1; 84E462: 19.41, 19.42, 19.50, 19.51; 84F176: 7.3; 85A248: 19.2, 19.42, 19.51, 21.1; 85E375: 20.1; 86E195: 19.13, 19.15, 19.19, 19.36, 19.38, 19.39, 19.42, 19.44, 19.47, 19.48, 19.50, 20.1; 86E832: 7.1, 7.3, 24.4, 24.17.
- Barboy, N. 84F091: 29.8; 86E020: 29.12.
- Bard, A.J. 84F121: 20.1.
- Barigelletti, F. 82S159: 19.2, 19.10, 19.44, 19.51.
- Barringer, L.F., Jr. 81C001: 19.71.
- Barton, J.K. 85R098: 19.21, 19.58, 20.1.
- Basu, A. 82F048: 19.12, 20.1, 21.1.
- Bazin, M. 86A063: 29.24.
- Beaumont, P.C. 86B098: 19.26, 19.49.
- Becker, H.G.O. 85A136: 29.23, 29.24; 86A508: 29.25, 29.26.
- Becker, J.C. 80N138: 21.1, 22.1.
- Becker, W.G. 84F121: 20.1.
- Belser, P. 81E512: 19.42; 82S159: 19.2, 19.10, 19.44, 19.51; 84E462: 19.41, 19.42, 19.50, 19.51; 85A248: 19.2, 19.42, 19.51, 21.1.
- Bensasson, R.V. 82A306: 29.19.
- Benson, P. 756295: 28.1.
- Benzrogova, E.V. 727386: 28.1.
- Bergaya, F. 85S227: 20.1.
- Bergeron, S.F. 79F173: 9.2, 9.3.
- Berkoff, R. 80A003: 20.1.
- Bernstein, J.S. 81E203: 21.1; 85F051: 19.27, 19.28, 19.55.
- Bhattacharyya, K. 86A380: 21.1.
- Blaskie, M.W. 80F403: 5.2.
- Blondeel, G. 84E316: 29.24.
- Bock, C.R. 747159: 20.1, 21.1; 757168: 21.1; 79C010: 21.1, 22.1.
- Bodunov, E.N. 73E367: 24.4.
- Boettcher, W. 766404: 19.1, 19.11, 19.14, 19.15, 19.16, 19.17, 19.18, 19.19, 19.22, 19.58, 20.1; 80F058: 20.1, 21.1; 85F161: 19.11, 19.17, 19.19, 19.58, 20.1.
- Bolletta, F. 737633: 20.1; 746112: 20.1; 756325: 4.14, 20.1; 78F122: 4.14; 79E270: 4.3, 4.4, 4.5, 4.6, 4.11, 4.12, 4.14, 4.18; 80F128: 19.58, 20.1; 83A192: 4.18; 83E170: 21.1; 83E317: 4.14, 4.18; 84A255: 14.10, 19.14, 19.17, 19.58, 20.1; 84E372: 19.30.
- Bommer, J.C. 86F214: 29.28.
- Bonazzi, A. 84F176: 7.3; 86E195: 19.13, 19.15, 19.19, 19.36, 19.38, 19.39, 19.42, 19.44, 19.47, 19.48, 19.50, 20.1.
- Bordignon, E. 82A280: 20.1.
- Borgarello, E. 81S157: 29.17.
- Borisevich, Yu.E. 82A389: 29.4, 29.24.
- Bourdelande, J.L. 85S182: 21.1.
- Brandeis, M. 82A353: 28.1.
- Braun, A.M. 81N002: 21.1, 29.17; 83N178: 19.24; 85A431: 19.24, 19.25, 19.57, 22.1.
- Brillas, E. 85S182: 21.1.
- Brittain, H.G. 776186: 24.20; 78E890: 24.6, 24.12; 79E414: 24.1; 79E969: 24.9; 79M270: 24.8, 24.11; 79M271: 24.13, 24.14; 81E788: 24.5; 83E604: 24.2.
- Brubaker, G.R. 83F230: 4.14, 4.18.
- Druce, D.W. 85F001: 21.1.
- Brugger, P.-A. 80N025: 21.1; 81N002: 21.1, 29.17; 82N022: 21.1.
- Brunschwig, B.S. 78F366: 4.1, 4.3, 4.4, 4.6, 4.7, 4.14, 4.18; 79A183: 19.11, 19.15, 19.17, 19.58, 20.1; 79F045: 20.1, 21.1; 83A102: 11.4; 85A362: 4.18, 20.1; 85S022: 14.1, 14.2, 14.10,

- 19.11, 19.14, 19.17, 19.18, 19.58, 20.1; 86A077: 14.18, 19.17, 20.1.
- Buckels, H.-W. 83E203: 4.2.
- Bulgakov, R.G. 756452: 28.1; 77E799: 6.1, 24.4.
- Burrows, H.D. 766020: 28.1.
- Butler, L.G. 81A344: 16.2.
- Butter, K.R. 84A465: 28.1; 84F157: 28.1.
- Calvin, M. 86F171: 20.1.
- Camilleri, P. 85F001: 21.1.
- Camps, J. 85S182: 21.1.
- Cano-Yelo, H. 84F159: 19.9, 21.1; 84F366: 21.1; 84F440: 19.9.
- Carapellucci, P.A. 75A245: 29.30.
- Carioli, A. 84B055: 18.13.
- Carroll, F.A. 747293: 11.3, 29.4, 29.9.
- Casalbore, G. 80F183: 20.1.
- Caspar, J.V. 84F117: 9.6; 85E347: 14.3, 14.6, 14.7, 14.8, 14.9, 14.10, 14.11, 14.15, 14.16, 14.17, 14.18, 14.19.
- Challal, D. 85S227: 20.1.
- Chan, S.-F. 81N003: 19.11, 19.14, 19.17, 19.58, 20.1, 21.1.
- Chandrasekaran, K. 80F208: 20.1; 85F328: 25.3.
- Chattopadhyay, S.K. 84F005: 20.1.
- Che, C.M. 81A344: 16.2; 84A306: 14.4, 14.10, 19.58, 20.1; 86F089: 16.2.
- Cheng, F.C. 84A306: 14.4, 14.10, 19.58, 20.1.
- Cherry, W.R. 85A093: 20.1.
- Chevalier, S. 84N212: 29.17.
- Chibisov, A.K. 727386: 28.1; 767278: 28.1; 81F325: 28.1.
- Chiorboli, C. 86A133: 20.1.
- Cho, K.C. 84A306: 14.4, 14.10, 19.58, 20.1.
- Chou, M. 766404: 19.1, 19.11, 19.14, 19.15, 19.16, 19.17, 19.18, 19.19, 19.22, 19.58, 20.1; 80E040: 10.1, 10.2, 14.1, 19.11, 19.17, 20.1; 81N003: 19.11, 19.14, 19.17, 19.58, 20.1, 21.1.
- Choy, C.L. 84A306: 14.4, 14.10, 19.58, 20.1.
- Chrysochoos, J. 74E518: 24.3; 74E519: 24.4; 766551: 24.3, 24.4; 79E196: 23.1.
- Chu, D.Y. 85N164: 20.1, 21.1, 22.1.
- Ci, X. 86F005: 19.7.
- Ciano, M. 84F176: 7.3; 86E195: 19.13, 19.15, 19.19, 19.36, 19.38, 19.39, 19.42, 19.44, 19.47, 19.48, 19.50, 20.1.
- Cinquantini, A. 78E300: 28.1.
- Clayton, J.S. 85F001: 21.1.
- Cline, J.L., III 85E012: 19.62, 19.63, 19.64.
- Cohen, H. 85F140: 9.2.
- Cole-Hamilton, D.J. 85F001: 21.1.
- Connor, J.A. 79C010: 21.1, 22.1.
- Constable, E.C. 85E617: 19.23, 19.32, 19.45, 22.1.
- Copeland, R.A. 81E788: 24.5.
- Cosa, J.J. 84E192: 21.1; 86A165: 21.1.
- Costa, S.M.B. 86N292: 29.18, 29.23.
- Cox, A. 747132: 28.1; 756295: 28.1; 756411: 28.1.
- Creaser, I.I. 85F222: 19.14, 20.1, 21.1, 22.1.
- Creutz, C. 766046: 20.1; 766404: 19.1, 19.11, 19.14, 19.15, 19.16, 19.17, 19.18, 19.19, 19.22, 19.58, 20.1; 776405: 20.1, 21.1; 78A087: 19.11, 19.14, 19.17, 19.58, 20.1; 79F045: 20.1, 21.1; 80E040: 10.1, 10.2, 14.1, 19.11, 19.17, 20.1; 81N003: 19.11, 19.14, 19.17, 19.58, 20.1, 21.1; 82A145: 19.11, 19.15, 19.16, 19.17, 19.18, 19.19, 19.58, 20.1, 21.1, 22.1; 82A278: 19.1, 19.11, 19.14, 19.15, 19.16, 19.18, 19.19, 19.58, 19.62, 21.1; 83C017: 19.11, 19.14, 19.15, 19.17, 19.18, 19.19, 19.58, 21.1; 84A238: 19.1, 19.11, 19.14, 19.15, 19.16, 19.17, 19.18, 19.19, 19.58, 20.1; 85S022: 14.1, 14.2, 14.10, 19.11, 19.14, 19.17, 19.18, 19.58, 20.1; 86A077: 14.18, 19.17, 20.1.
- Curchod, J.-M. 83N178: 19.24; 85A431: 19.24, 19.25, 19.57, 22.1.
- Curtis, J.C. 85F051: 19.27, 19.28, 19.55.
- Darwent, J.R. 81A042: 21.1, 22.1.
- Das, P.K. 82A365: 21.1; 84F005: 20.1; 86A380: 21.1.
- Degani, Y. 82N119: 19.30, 21.1; 85M244: 20.1; 85N254: 29.20; 86N119: 21.1, 29.20.
- DeGraff, B.A. 78F683: 20.1; 80A233: 20.1; 84A077: 19.1, 19.11, 19.14, 19.15, 19.17, 19.18, 19.19, 19.58, 20.1; 84A148: 19.11, 19.14, 19.17, 19.18, 19.19, 19.58, 20.1; 84N034: 19.1, 19.11, 19.14, 19.15, 19.17, 19.18, 19.19, 19.21, 19.58, 20.1; 84N050: 14.5, 14.10, 14.12, 14.15, 14.16, 14.18; 85E012: 19.62, 19.63, 19.64; 85N199: 19.17, 19.18, 19.19, 19.58, 19.63.
- Degtyarev, L.S. 84E308: 11.7.
- DeLaive, P.J. 776441: 19.3, 19.4, 19.5, 19.6, 19.8, 19.9, 19.33, 19.34, 22.1; 77F920: 19.3, 19.4, 19.5, 19.6, 19.8, 19.9, 19.33, 19.34, 21.1, 22.1; 82A022: 20.1; 85A362: 4.18, 20.1.
- Dellonte, S. 86E195: 19.13, 19.15, 19.19, 19.36, 19.38, 19.39, 19.42, 19.44, 19.47, 19.48, 19.50, 20.1; 86E832: 7.1, 7.3, 24.4, 24.17.
- de March, P. 85S182: 21.1.
- Demas, J.N. 717111: 20.1; 737656: 20.1; 737658: 19.30, 19.58, 19.60, 20.1; 766319: 19.58, 20.1; 776220: 19.30, 19.60; 777221: 9.2, 9.5, 14.4, 14.10, 14.13, 14.14, 19.20, 19.21, 19.30, 19.59, 19.60, 19.61, 19.62, 19.63; 78F683: 20.1; 80A233: 20.1; 83E052: 21.1; 84A077: 19.1, 19.11, 19.14, 19.15, 19.17, 19.18, 19.19, 19.58, 20.1; 84A148: 19.11, 19.14, 19.17, 19.18, 19.19, 19.58, 20.1; 84N034: 19.1, 19.11, 19.14, 19.15, 19.17, 19.18, 19.19, 19.21, 19.58, 20.1; 84N050: 14.5, 14.10, 14.12, 14.15, 14.16, 14.18; 85E012: 19.62, 19.63, 19.64; 85N199: 19.17, 19.18, 19.19, 19.58, 19.63.
- Deronzier, A. 80A259: 21.1; 84F159: 19.9, 21.1; 84F366: 21.1; 84F440: 19.9.
- Deschaux, M. 80A331: 28.1; 81E789: 28.1.
- Di Bernardo, P. 79F334: 28.1.
- Diemente, D. 737658: 19.30, 19.58, 19.60, 20.1.
- Gahan, L.R. 85F222: 19.14, 20.1, 21.1, 22.1.
- Gaines, G.L., Jr. 79F442: 19.30, 19.31, 19.32, 19.40, 22.1.
- Gamache, R.E., Jr. 85E063: 5.3.

- Gandolfi, M.T. 766027: 20.1; 776252: 4.16;  
83E586: 4.14; 84A255: 14.10, 19.14, 19.17,  
19.58, 20.1; 85E375: 20.1.
- Garcia, N.A. 84E192: 21.1; 86A165: 21.1.
- Garrera, H.A. 86A165: 21.1.
- Gaswick, D.C. 83F230: 4.14, 4.18.
- Geiger, T. 82S072: 20.1.
- Gel'fman, M.I. 79E868: 24.4.
- George, M.V. 86A380: 21.1.
- Gershuni, S. 85B030: 19.30, 21.1, 22.1; 85F140:  
9.2.
- Geue, R.J. 85F222: 19.14, 20.1, 21.1, 22.1.
- Ghetti, F. 82A306: 29.19.
- Giannotti, C. 80C004: 20.1; 86F005: 19.7.
- Giordano, P.J. 79E269: 17.7.
- Giro, G. 80F183: 20.1.
- Gitzel, J. 85F520: 29.22.
- Goldbeck, R.A. 80A270: 18.12.
- Goldberg, M. 85A362: 4.18, 20.1.
- Golovkina, M.T. 79E768: 24.4.
- Goodwin, H.A. 83N214: 19.53, 19.54, 19.72.
- Goodwin, K.V. 85E277: 5.2.
- Goren, Z. 86N119: 21.1, 29.20.
- Graetzel, C.K. 80U077: 20.1; 82N068: 21.1, 29.19.
- Graetzel, M. 777296: 21.1; 78A215: 20.1; 80A074:  
29.17; 80N025: 21.1; 80U077: 20.1; 81N002:  
21.1, 29.17; 81S157: 29.17; 82N022: 21.1;  
82N068: 21.1, 29.19; 82S072: 20.1; 83N158:  
29.17.
- Gray, H.B. 80A270: 18.12; 81A315: 17.8; 81A344:  
16.2; 82A022: 20.1; 82A280: 20.1; 83F069:  
12.1; 84F117: 9.6; 85A362: 4.18, 20.1;  
85E779: 9.6, 16.2.
- Greiner, G. 86A140: 22.1.
- Grutsch, P.A. 86A158: 9.3.
- Gruzdev, V.P. 80E879: 6.1, 6.2, 6.3, 6.4, 23.1, 23.2,  
23.3, 24.4, 24.16.
- Gsponer, H.E. 84E192: 21.1; 86A165: 21.1.
- Guarr, T. 82N022: 21.1.
- Gutierrez, A.R. 767528: 21.1; 79C010: 21.1, 22.1.
- Haga, M.-A. 85E218: 19.24, 20.1.
- Haim, A. 78E293: 20.1, 21.1; 80F058: 20.1, 21.1;  
81A250: 14.1, 20.1; 85F161: 19.11, 19.17,  
19.19, 19.58, 20.1.
- Hama, Y. 84B008: 26.1.
- Hammond, G.S. 767179: 20.1; 80A287: 3.1.
- Harriman, A. 79A218: 20.1; 79F712: 29.23, 29.24;  
80E669: 29.27, 29.28; 81A188: 11.8, 11.9;  
81F164: 29.17; 81N178: 20.1; 82A161: 29.7,  
29.17, 29.29; 83A133: 15.6, 25.1, 25.2, 29.17,  
29.19; 83F182: 1.2, 2.2, 4.19, 5.6, 11.11, 15.8,  
19.70; 84E316: 29.24.
- Harris, E.W. 737658: 19.30, 19.58, 19.60, 20.1;  
776220: 19.30, 19.60; 777221: 9.2, 9.5, 14.4,  
14.10, 14.13, 14.14, 19.20, 19.21, 19.30, 19.59,  
19.00, 19.01, 19.02, 19.03.
- Dilung, I.I. 80F472: 29.14; 82E636: 1.3, 11.7,  
11.11; 83E101: 11.12.
- Di Marco, P.G. 80F183: 20.1.
- Dodsworth, E.S. 85E218: 19.24, 20.1.
- Doerr, G. 83N178: 19.24; 85A431: 19.24, 19.25,  
19.57, 22.1.
- Dressick, W.J. 82S130: 14.6; 82S163: 20.1;  
84A148: 19.11, 19.14, 19.17, 19.18, 19.19,  
19.58, 20.1; 84N034: 19.1, 19.11, 19.14, 19.15,  
19.17, 19.18, 19.19, 19.21, 19.58, 20.1; 84N050:  
14.5, 14.10, 14.12, 14.15, 14.16, 14.18; 85E012:  
19.62, 19.63, 19.64; 85E347: 14.3, 14.6, 14.7,  
14.8, 14.9, 14.10, 14.11, 14.15, 14.16, 14.17,  
14.18, 14.19; 86S121: 14.6.
- Duerr, H. 83N178: 19.24; 85A431: 19.24, 19.25,  
19.57, 22.1.
- Durham, B. 82S163: 20.1.
- Dzhagarov, B.M. 81E738: 2.1, 5.5, 15.2, 29.6.
- Ebbesen, T. 82A306: 29.19.
- Edel, A. 84S117: 5.3.
- Einaga, H. 85A470: 20.1.
- Endicott, J.F. 737081: 20.1; 73F673: 20.1;  
83F230: 4.14, 4.18; 86E096: 19.30, 20.1.
- Endo, E. 83A333: 20.1.
- English, A.M. 82A022: 20.1; 85A362: 4.18, 20.1.
- Ennis, P.M. 86S150: 20.1, 22.1.
- Ermolaev, V.L. 68E121: 28.1; 69E237: 7.1, 24.4;  
706153: 6.1, 7.1, 7.5, 7.6, 7.7, 7.8, 7.9, 24.4,  
24.15; 71E390: 24.4; 72E317: 24.4, 24.19;  
73F674: 24.4; 75E531: 24.4.
- Eryavec, G. 85E218: 19.24, 20.1.
- Favaro, G. 86E677: 20.1.
- Feitelson, J. 82E152: 29.9; 84F091: 29.8; 86E020:  
29.12.
- Feldberg, S.W. 83A102: 11.4.
- Ferraudi, G. 81A335: 4.14; 82C018: 19.67;  
83E262: 19.66, 19.67.
- Ferreira, M.I.C. 79A218: 20.1.
- Fife, D.J. 85F395: 5.1.
- Finkenberg, E. 78A058: 14.4.
- Fisher, P. 78A058: 14.4.
- Fitzpatrick, L.J. 83N214: 19.53, 19.54, 19.72.
- Folcher, G. 84A264: 29.15; 86A174: 29.15.
- Font, J. 85S182: 21.1.
- Ford, P.C. 84A141: 18.5, 18.6; 85F123: 18.1, 18.3.
- Foreman, T.K. 80C004: 20.1.
- Formosinho, S.J. 766020: 28.1; 85N143: 28.1.
- Frank, R. 82N184: 20.1; 83E621: 20.1; 86A140:  
22.1.
- Fredericks, S.M. 80F316: 17.3, 17.4.
- Frink, M.E. 84A141: 18.5, 18.6; 85F123: 18.1,  
18.3.
- Fripiat, J.J. 85S227: 20.1.
- Fukuda, R.C. 80E074: 18.5, 18.9.
- Fukuzumi, S. 83C021: 18.11; 83F105: 18.11;  
84F351: 21.1.
- Furlong, D.N. 85N094: 21.1.
- Gafney, H.D. 77F726: 20.1; 78A058: 14.4;  
80A003: 20.1; 82F048: 19.12, 20.1, 21.1;  
82F065: 20.1; 84E347: 19.65.
- Hauenstein, B.L., Jr. 84A077: 19.1, 19.11, 19.14,  
19.15, 19.17, 19.18, 19.19, 19.58, 20.1; 84A148:

- 19.11, 19.14, 19.17, 19.18, 19.19, 19.58, 20.1;  
84N034: 19.1, 19.11, 19.14, 19.15, 19.17, 19.18,  
19.19, 19.21, 19.58, 20.1.
- Hawecker, J. 86F230: 17.5, 20.1, 21.1.
- Hebert, E.J. 84E074: 16.2.
- Heeg, M.J. 83F230: 4.14, 4.18.
- Hendren, R.W. 707320: 11.1, 11.2, 11.3, 29.1, 29.2,  
29.3, 29.4, 29.5.
- Henry, M.S. 78F122: 4.14; 79E270: 4.3, 4.4, 4.5,  
4.6, 4.11, 4.12, 4.14, 4.18; 83A192: 4.18.
- Hersey, M.W. 83E110: 4.14.
- Heuer, W.B. 84E074: 16.2.
- Hidaka, J. 85A470: 20.1.
- Hill, R.J. 747132: 28.1.
- Hironaka, K. 83C021: 18.11; 84F351: 21.1.
- Hoffman, M.Z. 78F122: 4.14; 79E270: 4.3, 4.4, 4.5,  
4.6, 4.11, 4.12, 4.14, 4.18; 81E458: 4.1, 4.3, 4.4,  
4.5, 4.6, 4.7, 4.8, 4.11, 4.12, 4.13, 4.14, 4.18;  
83A192: 4.18; 83E317: 4.14, 4.18; 85A191:  
22.1; 86A120: 19.24.
- Hoselton, M.A. 78A090: 14.2, 14.4, 19.1, 19.11,  
19.14, 19.15, 19.17, 19.18, 19.19, 19.22, 19.58,  
20.1.
- Hoshino, M. 84R008: 26.1; 85A013: 8.2, 8.5;  
86A325: 18.15, 18.17; 86F247: 8.3.
- Houlding, V. 82S072: 20.1.
- Huang, S.-M.Y. 77F726: 20.1; 78A058: 14.4.
- Hurst, J.K. 83N158: 29.17.
- Ida, H. 86F247: 8.3.
- Ihama, M. 81F381: 21.1; 84F069: 21.1; 85F228:  
21.1.
- Ikeda, S. 74F655: 28.1; 766201: 28.1; 77E693:  
28.1; 77E694: 28.1.
- Ikezawa, H. 86F060: 21.1.
- Imamura, M. 84B008: 26.1.
- Indelli, A. 83S001: 20.1.
- Indelli, M.T. 78E518: 4.14, 9.1, 21.1; 84B055:  
18.13; 86E555: 9.4, 16.3.
- Infelta, P.P. 78A215: 20.1; 81N002: 21.1, 29.17.
- Inoue, H. 85F328: 25.3.
- Ishikawa, M. 85A470: 20.1.
- Ishitani, O. 84F069: 21.1; 85F228: 21.1.
- Ito, T. 82A068: 20.1.
- Iyoda, T. 85E075: 19.31, 19.32.
- Izaki, K. 85E075: 19.31, 19.32.
- Jamieson, M.A. 79E270: 4.3, 4.4, 4.5, 4.6, 4.11, 4.12,  
4.14, 4.18; 81E458: 4.1, 4.3, 4.4, 4.5, 4.6, 4.7,  
4.8, 4.11, 4.12, 4.13, 4.14, 4.18; 83A192: 4.18;  
83E110: 4.14; 83E317: 4.14, 4.18.
- Johansen, O. 80S001: 19.35, 21.1, 22.1; 83A008:  
21.1; 85N094: 21.1.
- Jonah, C.D. 78A070: 20.1.
- Jones, G., II 85E687: 21.1, 22.1.
- Joshi, B.D. 746333: 7.2, 7.4.
- Juris, A. 766027: 20.1; 776252: 4.16; 78F263:  
4.14, 14.4; 80F128: 19.58, 20.1; 81E512:  
19.42; 82S159: 19.2, 19.10, 19.44, 19.51.
- Kagan, H.B. 78A392: 21.1; 80U059: 22.1.
- Kaizu, Y. 85F008: 20.2.
- Kaji, N. 85F030: 29.10.
- Kalyanasundaram, K. 80A074: 29.17; 80U077:  
20.1; 81A042: 21.1, 22.1; 81S157: 29.17;  
82A111: 20.1, 21.1, 22.1; 83E462: 29.21;  
85A161: 16.2; 86A134: 19.24.
- Kane-Maguire, N.A.P. 83E674: 18.10.
- Kapinus, E.L. 80F472: 29.14; 81F368: 8.4;  
82E636: 1.3, 11.7, 11.11; 83E101: 11.12;  
84E308: 11.7.
- Karyakin, A.V. 727386: 28.1; 767278: 28.1.
- Kato, S. 82A290: 29.11; 83E088: 1.1; 84A122:  
1.1, 8.1, 11.6, 29.11; 84A272: 11.6, 29.11;  
84E387: 4.12, 4.14.
- Kawanishi, Y. 83E209: 19.25, 19.57; 83F371:  
19.24, 19.25, 19.26, 19.57, 22.1.
- Kazakov, V.P. 756452: 28.1; 77E799: 6.1, 24.4.
- Keller, A.D. 82A145: 19.11, 19.15, 19.16, 19.17,  
19.18, 19.19, 19.58, 20.1, 21.1, 22.1.
- Keller, P. 78A392: 21.1; 80A247: 21.1, 22.1;  
80U059: 22.1.
- Kelly, J.M. 86S150: 20.1, 22.1.
- Kemp, T.J. 747132: 28.1; 756295: 28.1; 756411:  
28.1; 78E300: 28.1; 79F334: 28.1; 83E223:  
4.14, 4.18, 16.3, 19.58, 20.1, 28.1; 84A465: 28.1;  
84A504: 19.46, 19.52; 84F157: 28.1; 86A101:  
28.1; 86F357: 28.1.
- Kim-Thuan, N. 81A139: 19.17, 22.1.
- Kimura, M. 85A062: 20.1; 85F089: 20.1.
- Kirch, M. 79F206: 20.1.
- Kirchhoff, J.R. 85E277: 5.2.
- Kirk, A.D. 80E566: 20.1; 82F278: 4.17.
- Kirsch-de Mesmaeker, A. 85F572: 19.69; 85S015:  
19.56, 19.69.
- Kisch, H. 86A133: 20.1.
- Kita, T. 85F030: 29.10.
- Kitamura, N. 82A189: 21.1; 83E209: 19.25, 19.57;  
83F371: 19.24, 19.25, 19.26, 19.57, 22.1.
- Kliger, D.S. 767179: 20.1; 80A270: 18.12.
- Kobayashi, H. 85F008: 20.2.
- Kobayashi, T. 84A272: 11.6, 29.11; 86S089: 11.10.
- Kober, E.M. 85E347: 14.3, 14.6, 14.7, 14.8, 14.9,  
14.10, 14.11, 14.15, 14.16, 14.17, 14.18, 14.19.
- Koelle, U. 82S072: 20.1.
- Koulkes-Pujo, A.M. 86A174: 29.15.
- Krause, K. 84E347: 19.65.
- Krause, R.A. 84E347: 19.65.
- Krishnan, C.V. 82A278: 19.1, 19.11, 19.14, 19.15,  
19.16, 19.18, 19.19, 19.58, 19.62, 21.1; 83C017:  
19.11, 19.14, 19.15, 19.17, 19.18, 19.19, 19.58,  
21.1; 85S022: 14.1, 14.2, 14.10, 19.11, 19.14,  
19.17, 19.18, 19.58, 20.1.
- Krist, K. 80A003: 20.1; 82F065: 20.1.
- Krueger, R. 86A508: 29.25, 29.26.
- Krug, W.P. 83E052: 21.1.
- Kumar, C.V. 84F005: 20.1; 85R098: 19.21, 19.58,  
20.1.
- Kurimura, Y. 80F402: 20.1; 81F401: 20.1;  
83A333: 20.1.
- Kutal, C. 86A158: 9.3; 86F060: 21.1.



- Kuwabara, A. 86A072: 29.17.  
 Kuz'min, V.A. 82A389: 29.4, 29.24.  
 Langford, C.H. 83E110: 4.14.  
 Larson, M. 80E074: 18.5, 18.9; 82E073: 18.2, 18.4.  
 Lattanzi, G. 86E832: 7.1, 7.3, 24.4, 24.17.  
 Launikonis, A. 80S001: 19.35, 21.1, 22.1; 82S257: 21.1, 22.1; 83N214: 19.53, 19.54, 19.72; 85F222: 19.14, 20.1, 21.1, 22.1; 85N094: 21.1; 86F456: 21.1.  
 Laurence, G.S. 746396: 20.1.  
 Lay, P.A. 85F222: 19.14, 20.1, 21.1, 22.1.  
 Lee, J.T. 776441: 19.3, 19.4, 19.5, 19.6, 19.8, 19.9, 19.33, 19.34, 22.1; 77F920: 19.3, 19.4, 19.5, 19.6, 19.8, 19.9, 19.33, 19.34, 21.1, 22.1.  
 Lee, L.Y.C. 83N158: 29.17; 86F005: 19.7.  
 Lee, P.C. 82N117: 21.1.  
 Lee, P.H.P. 80A287: 3.1.  
 Lee, W.-M. 86F089: 16.2.  
 Lees, A.J. 80F384: 27.1.  
 Lehmann, T. 85A136: 29.23, 29.24.  
 Lehn, J.-M. 79F206: 20.1; 86F230: 17.5, 20.1, 21.1.  
 Leopold, K.R. 78E293: 20.1, 21.1.  
 Lerebours, B. 84N212: 29.17.  
 Le Roux, D. 84A264: 29.15; 85A430: 29.15.  
 Levanon, H. 82A279: 29.19.  
 Lever, A.B.P. 82F217: 18.16; 85E218: 19.24, 20.1.  
 Levin, G. 79A220: 11.11, 29.23, 29.24.  
 Levshin, L.V. 767278: 28.1.  
 Lichtin, N.N. 82A290: 29.11.  
 Licoccia, S. 82F217: 18.16.  
 Lin, C.-T. 766014: 14.4, 20.1; 766404: 19.1, 19.11, 19.14, 19.15, 19.16, 19.17, 19.18, 19.19, 19.22, 19.58, 20.1; 78A090: 14.2, 14.4, 19.1, 19.11, 19.14, 19.15, 19.17, 19.18, 19.19, 19.22, 19.58, 20.1.  
 Linschitz, H. 60A002: 29.24; 60E006: 29.24.  
 Liu, D.K. 86A077: 14.18, 19.17, 20.1.  
 Loder, J.W. 82S257: 21.1, 22.1; 85N094: 21.1.  
 Lopes, J.M.F.M. 86N292: 29.18, 29.23.  
 Lopp, I.G. 68A001: 11.2, 29.3; 707320: 11.1, 11.2, 11.3, 29.1, 29.2, 29.3, 29.4, 29.5.  
 Lotnik, S.V. 756452: 28.1.  
 Lum, V.R. 82A022: 20.1.  
 Luong, J.C. 78E397: 17.2, 17.6.  
 Lydon, J.D. 85F222: 19.14, 20.1, 21.1, 22.1.  
 Lyubimov, E.I. 79E768: 24.4.  
 MacKenzie, D. 83F069: 12.1.  
 Maacke, H. 80E074: 18.5, 18.9; 82E073: 18.2, 18.4.  
 Maestri, M. 737633: 20.1; 746112: 20.1; 756325: 4.14, 20.1; 777296: 21.1; 78A215: 20.1; 78F122: 4.14; 78F263: 4.14, 14.4; 79E270: 4.3, 4.4, 4.5, 4.6, 4.11, 4.12, 4.14, 4.18; 80F128: 19.58, 20.1; 81E237: 19.60; 83A192: 4.18; 83E586: 4.14; 84A255: 14.10, 19.14, 19.17, 19.58, 20.1; 84E372: 19.30; 84E462: 19.41, 19.42, 19.50, 19.51; 84F249: 4.14; 85A248: 19.2, 19.42, 19.51, 21.1.  
 Maetens, D. 85F572: 19.69; 85S015: 19.56, 19.69.  
 Magde, D. 84A141: 18.5, 18.6.  
 Magon, L. 78E300: 28.1.  
 Mahajan, D. 82A278: 19.1, 19.11, 19.14, 19.15, 19.16, 19.18, 19.19, 19.58, 19.62, 21.1.  
 Malba, V. 85E687: 21.1, 22.1.  
 Malin, J.M. 80F334: 20.1.  
 Maliyackel, A.C. 86F171: 20.1.  
 Mandal, K. 83E052: 21.1; 84A077: 19.1, 19.11, 19.14, 19.15, 19.17, 19.18, 19.19, 19.58, 20.1; 85A191: 22.1.  
 Manfrin, M.F. 766027: 20.1; 78F263: 4.14, 14.4.  
 Marcantonatos, M.D. 80A331: 28.1; 81E789: 28.1.  
 Margerum, L.D. 86A052: 19.43.  
 Markham, J. 736244: 21.1.  
 Marnot, P.A. 84S117: 5.3.  
 Marshall, J.L. 82S130: 14.6; 85E347: 14.3, 14.6, 14.7, 14.8, 14.9, 14.10, 14.11, 14.15, 14.16, 14.17, 14.18, 14.19; 85E779: 9.6, 16.2; 86S121: 14.6.  
 Martins, M.J.T. 86N292: 29.18, 29.23.  
 Matheson, M.S. 776406: 20.1; 78A070: 20.1; 78A219: 20.1, 21.1; 82N117: 21.1.  
 Matsubara, T. 81N003: 19.11, 19.14, 19.17, 19.58, 20.1, 21.1.  
 Matsuda, M. 81F266: 21.1; 83N153: 19.21, 19.58; 85F408: 21.1.  
 Matsuo, T. 78A269: 19.58, 21.1; 80N125: 19.37; 80N169: 19.37; 81S011: 21.1, 22.1; 85F007: 21.1; 86N075: 29.16, 29.17.  
 Mau, A.W.-H. 80S001: 19.35, 21.1, 22.1; 82S257: 21.1, 22.1; 83A008: 21.1; 83N214: 19.53, 19.54, 19.72; 85F222: 19.14, 20.1, 21.1, 22.1; 85N094: 21.1; 86F456: 21.1.  
 Mauzerall, D.C. 75A245: 29.30; 80A023: 29.9; 82E152: 29.9.  
 Maverick, A.W. 83F069: 12.1.  
 Mayer, E. 85A431: 19.24, 19.25, 19.57, 22.1.  
 Mayo, S.L. 85A362: 4.18, 20.1.  
 McBride, R.P. 777221: 9.2, 9.5, 14.4, 14.10, 14.13, 14.14, 19.20, 19.21, 19.30, 19.59, 19.60, 19.61, 19.62, 19.63.  
 McCarthy, M.G. 85F222: 19.14, 20.1, 21.1, 22.1.  
 McLendon, G. 82N022: 21.1.  
 McMillin, D.R. 80F403: 5.2; 85E063: 5.3; 85E277: 5.2.  
 Meares, C.F. 81E787: 24.7, 24.18.  
 Meisel, D. 776406: 20.1; 78A070: 20.1; 78A219: 20.1, 21.1; 82N117: 21.1.  
 Mercer-Smith, J.A. 78A101: 15.4, 15.8, 16.4; 79E349: 15.8.  
 Meyer, T.J. 747159: 20.1, 21.1; 757168: 21.1; 767009: 7.5, 15.4, 19.30, 19.58, 19.68, 20.1, 22.1; 767528: 21.1; 776441: 19.3, 19.4, 19.5, 19.6, 19.8, 19.9, 19.33, 19.34, 22.1; 777106: 21.1; 77F920: 19.3, 19.4, 19.5, 19.6, 19.8, 19.9, 19.33, 19.34, 21.1, 22.1; 79C010: 21.1, 22.1; 80A259: 21.1; 81C001: 19.71; 81E203: 21.1; 82S130: 14.6; 82S163: 20.1; 85E347: 14.3, 14.6, 14.7, 14.8, 14.9, 14.10, 14.11, 14.15, 14.16, 14.17, 14.18, 14.19; 85F051: 19.27, 19.28, 19.55; 86A052: 19.43; 86S121: 14.6.  
 Meyerstein, D. 78A219: 20.1, 21.1; 85F140: 9.2.  
 Mialocq, J.C. 84A264: 29.15; 85A430: 29.15;

- 86A174: 29.15.  
Miedlar, K. 82A365: 21.1.  
Miguel, M.G. 766020: 28.1; 85N143: 28.1.  
Milder, S.J. 80A270: 18.12.  
Miller, D.B. 83E674: 18.10.  
Miller, P.K. 83E674: 18.10.  
Mironov, A.F. 82A389: 29.4, 29.24.  
Miyama, H. 86A072: 29.17.  
Miyashita, T. 81F266: 21.1; 83N153: 19.21, 19.58; 85F408: 21.1.  
Miyachi, Y. 81F381: 21.1; 84F069: 21.1; 85F228: 21.1.  
Moggi, L. 736183: 4.15; 737633: 20.1; 746112: 20.1; 756325: 4.14, 20.1; 78F122: 4.14; 83A192: 4.18; 84F249: 4.14.  
Mok, C.-Y. 84A238: 19.1, 19.11, 19.14, 19.15, 19.16, 19.17, 19.18, 19.19, 19.58, 20.1.  
Moore, W.M. 85F395: 5.1.  
Moradpour, A. 78A392: 21.1; 80A247: 21.1, 22.1; 80U059: 22.1.  
Mori, T. 85F008: 20.2.  
Moriyasu, M. 74F655: 28.1; 766201: 28.1; 77E693: 28.1; 77E694: 28.1.  
Morse, D.L. 746021: 17.1; 756002: 20.1.  
Morse, K.W. 85F395: 5.1.  
Muneer, M. 86A380: 21.1.  
Murakata, T. 83N153: 19.21, 19.58.  
Muraki, Y. 81F401: 20.1.  
Muralidharan, S. 81A335: 4.14.  
Murray, R.W. 86A052: 19.43.  
Myasoedov, B.F. 727386: 28.1.  
Nadjo, L. 78E397: 17.2, 17.6.  
Nagamura, T. 80N169: 19.37; 81S011: 21.1, 22.1; 86N075: 29.16, 29.17.  
Nagle, J.K. 79C010: 21.1, 22.1; 81C001: 19.71; 81E203: 21.1; 84E074: 16.2.  
Nahor, G.S. 85F141: 29.18, 29.19.  
Najdzionek, J.S. 83F069: 12.1.  
Napier, G.D.R. 756252: 24.15.  
Nasielski-Hinkens, R. 85F572: 19.69; 85S015: 19.56, 19.69.  
Natarajan, P. 737081: 20.1; 73F673: 20.1; 80F208: 20.1.  
Navon, G. 747635: 20.1.  
Neilson, J.D. 756252: 24.15; 766073: 24.15.  
Nemodruk, A.A. 727386: 28.1.  
Neta, P. 82A279: 29.19.  
Netzel, T.L. 80E040: 10.1, 10.2, 14.1, 19.11, 19.17, 20.1; 81A250: 14.1, 20.1.  
Neumann-Spallart, M. 80U077: 20.1; 82A111: 20.1, 21.1, 22.1.  
Neyhart, C.A. 82S130: 14.6; 86S121: 14.6.  
Nikitin, V.P. 79E768: 24.4.  
Nikitina, S.A. 84E828: 28.1.  
Nishida, S. 85A062: 20.1; 85F089: 20.1.  
Nishijima, T. 80N125: 19.37; 81S011: 21.1, 22.1.  
Nishizawa, N. 83C021: 18.11; 83F105: 18.11.  
Nocera, D.G. 81A315: 17.8; 82A280: 20.1; 83F069: 12.1.  
Nosaka, Y. 86A072: 29.17.  
Ochiai, E.-I. 86F346: 22.1.  
O'Connell, C.M. 86S150: 20.1, 22.1.  
Ogata, Y. 82F153: 21.1.  
Ohno, T. 82A290: 29.11; 83E088: 1.1; 84A122: 1.1, 8.1, 11.6, 29.11; 84A272: 11.6, 29.11; 84E387: 4.12, 4.14; 85F184: 18.7, 18.8, 18.13, 18.14; 86S089: 11.10.  
Ohsako, T. 85F007: 21.1.  
Ohsawa, Y. 80E224: 14.1, 14.4, 14.10, 19.14, 20.1.  
Ohtani, H. 84A272: 11.6, 29.11; 86S089: 11.10.  
Okamoto, K. 85A470: 20.1.  
Okano, S. 82A189: 21.1.  
Okunura, M. 80E040: 10.1, 10.2, 14.1, 19.11, 19.17, 20.1.  
Okuno, Y. 81S157: 29.17.  
Okura, I. 81A139: 19.17, 22.1; 85A101: 29.10; 85F030: 29.10; 85F520: 29.22.  
Ollino, M. 85A093: 20.1.  
Onimura, R. 80F402: 20.1.  
Otruba, J.P. 86S121: 14.6.  
Otvos, J.W. 86F171: 20.1.  
Pac, C. 81F381: 21.1; 84F069: 21.1; 85F228: 21.1.  
Page, A.G. 746333: 7.2, 7.4.  
Parsons, B.J. 86B098: 19.26, 19.49.  
Patel, B.M. 746333: 7.2, 7.4.  
Pdungsap, L. 756002: 20.1.  
Pearson, T.D.L. 83E052: 21.1.  
Pekkarinen, L. 60A002: 29.24; 60E006: 29.24.  
Perathoner, S. 86E832: 7.1, 7.3, 24.4, 24.17.  
Peterson, J.R. 85A161: 16.2.  
Peterson, S.II. 776220: 19.30, 19.60.  
Phillips, G.O. 86B098: 19.26, 19.49.  
Pileni, M.P. 80N143: 29.24; 84N212: 29.17.  
Pilling, M.J. 80A308: 19.1, 19.15, 19.17, 19.58, 20.1; 81A031: 19.15, 19.17, 19.58, 20.1; 85E617: 19.23, 19.32, 19.45, 22.1.  
Pinto Coelho, F. 766020: 28.1.  
Porter, G. 79F712: 29.23, 29.24; 81A188: 11.8, 11.9; 81F164: 29.17; 81N178: 20.1; 83A133: 15.6, 25.1, 25.2, 29.17, 29.19; 83F182: 1.2, 2.2, 4.19, 5.6, 11.11, 15.8, 19.70; 84E316: 29.24.  
Porter, G.B. 80E566: 20.1; 80F228: 20.2.  
Potter, W. 79A220: 11.11, 29.23, 29.24.  
Poulos, A.T. 80A287: 3.1.  
Prasad, D.R. 82C018: 19.67; 83E262: 19.66, 19.67; 85A191: 22.1; 86A120: 19.24.  
Previtali, C.M. 84E192: 21.1; 86A165: 21.1.  
Privalova, T.A. 79E868: 24.4.  
Puaux, J.P. 80E074: 18.5, 18.9; 84E097: 4.9, 4.10.  
Pyke, S.C. 83F230: 4.14, 4.18.  
Rabani, J. 78A219: 20.1, 21.1; 80A133: 19.30; 80A291: 20.1, 28.1; 82A353: 28.1; 82N118: 21.1; 85A387: 19.29; 85B030: 19.30, 21.1, 22.1; 85F140: 9.2; 85F141: 29.18, 29.19; 86A057: 9.2.  
Rader, R.A. 85E063: 5.3.  
Raines, D.E. 85N199: 19.17, 19.18, 19.19, 19.58, 19.63.  
Ramasami, T. 83F230: 4.14, 4.18.

- Ramaswamy, B.S. 82F217: 18.16.  
 Raney, K.W. 84N050: 14.5, 14.10, 14.12, 14.15, 14.16, 14.18.  
 Ratz, R. 83A402: 21.2, 21.3.  
 Rau, H. 82N184: 20.1; 83A402: 21.2, 21.3; 83E021: 20.1; 86A140: 22.1.  
 Reed, J.L. 84E097: 4.9, 4.10.  
 Renge, I.V. 82A389: 29.4, 29.24.  
 Riccieri, P. 84E097: 4.9, 4.10.  
 Richardson, F.S. 776186: 24.20; 80E072: 24.10.  
 Richoux, M.-C. 80E669: 29.27, 29.28; 81A188: 11.8, 11.9; 81F164: 29.17; 82A161: 29.7, 29.17, 29.29.  
 Rieger, P.T. 85N199: 19.17, 19.18, 19.19, 19.58, 19.63.  
 Rillema, D.P. 81C001: 19.71.  
 Rodgers, M.A.J. 80N138: 21.1, 22.1.  
 Rodman, G.S. 84E074: 16.2.  
 Romanovskaya, G.I. 81F325: 28.1.  
 Rosenfeld-Gruenwald, T. 80A291: 20.1, 28.1; 82A353: 28.1.  
 Rossi, R. 78E300: 28.1.  
 Rougee, M. 82A306: 29.19.  
 Roy, J.K. 72E284: 29.4; 747293: 11.3, 29.4, 29.9.  
 Rumfeldt, K.C. 82E073: 18.2, 18.4.  
 Rybak, W. 81A250: 14.1, 20.1.  
 Rygalov, L.N. 727386: 28.1.  
 Sabbatini, N. 84F176: 7.3; 86E195: 19.13, 19.15, 19.19, 19.36, 19.38, 19.39, 19.42, 19.44, 19.47, 19.48, 19.50, 20.1; 86E832: 7.1, 7.3, 24.4, 24.17.  
 Saito, K. 82A068: 20.1.  
 Saji, T. 80E224: 14.1, 14.4, 14.10, 19.14, 20.1.  
 Sakamoto, T. 85F007: 21.1.  
 Sakurai, H. 81F381: 21.1; 84F069: 21.1.  
 Salama, S. 80E072: 24.10.  
 Salmon, D.J. 777106: 21.1.  
 Salokhiddinov, K.I. 81E738: 2.1, 5.5, 15.2, 29.6.  
 Sandrini, D. 776252: 4.16; 80F128: 19.58, 20.1; 81E237: 19.60; 83E586: 4.14; 84A255: 14.10, 19.14, 19.17, 19.58, 20.1; 84E372: 19.30; 84E462: 19.41, 19.42, 19.50, 19.51; 84F249: 4.14; 85A248: 19.2, 19.42, 19.51, 21.1.  
 Santus, R. 86A063: 29.24.  
 Sapunov, V.V. 74E520: 5.4, 11.6, 15.1, 15.5; 76E693: 11.6, 15.1, 15.3, 29.13, 29.24; 85F493: 15.1.  
 Sargeson, A.M. 85F222: 19.14, 20.1, 21.1, 22.1.  
 Sasaki, Y. 82A068: 20.1.  
 Sasse, W.H.F. 80S001: 19.35, 21.1, 22.1; 82S257: 21.1, 22.1; 83A008: 21.1; 83N214: 19.53, 19.54, 19.72; 85F222: 19.14, 20.1, 21.1, 22.1; 85N094: 21.1; 86F456: 21.1.  
 Sassoon, R.E. 80A133: 19.30; 82N118: 21.1; 85A387: 19.29; 85B030: 19.30, 21.1, 22.1.  
 Sauvage, J.P. 79F206: 20.1; 84S117: 5.3.  
 Scandola, F. 767517: 4.14; 78E518: 4.14, 9.1, 21.1; 83S001: 20.1; 84B055: 18.13; 86A133: 20.1; 86E555: 9.4, 16.3.  
 Scandola, M.A.R. 83S001: 20.1.  
 Schettler, P.D., Jr. 86F346: 22.1.  
 Schindler, J.W. 82E553: 16.1.  
 Schmehl, R.H. 79E349: 15.8; 81N147: 15.7; 85E552: 15.7.  
 Schuetz, R. 85A136: 29.23, 29.24; 86A508: 29.25, 29.26.  
 Schwarz, H.A. 78A090: 14.2, 14.4, 19.1, 19.11, 19.14, 19.15, 19.17, 19.18, 19.19, 19.22, 19.58, 20.1; 82A278: 19.1, 19.11, 19.14, 19.15, 19.16, 19.18, 19.19, 19.58, 19.62, 21.1; 83C017: 19.11, 19.14, 19.15, 19.17, 19.18, 19.19, 19.58, 21.1.  
 Searle, N. 79F712: 29.23, 29.24.  
 Seddon, K.R. 85E617: 19.23, 19.32, 19.45, 22.1.  
 Seki, H. 85A013: 8.2, 8.5; 86A325: 18.15, 18.17.  
 Sergeeva, G.I. 767278: 28.1.  
 Serpone, N. 78F263: 4.14, 14.4; 79E270: 4.3, 4.4, 4.5, 4.6, 4.11, 4.12, 4.14, 4.18; 81E458: 4.1, 4.3, 4.4, 4.5, 4.6, 4.7, 4.8, 4.11, 4.12, 4.13, 4.14, 4.18; 83A192: 4.18; 83E110: 4.14; 83E317: 4.14, 4.18.  
 Sexton, D. 84A141: 18.5, 18.6.  
 Seymour, P. 85E218: 19.24, 20.1.  
 Shablya, A.V. 75E542: 13.1.  
 Shaffer, D.I. 86F346: 22.1.  
 Shagisultanova, G.A. 83A403: 4.14, 14.4, 20.1; 83E719: 4.14, 14.4, 20.1; 85A469: 4.14, 9.2, 14.4, 20.1, 28.1.  
 Shah, J. 80E664: 24.4.  
 Shakhverdov, P.A. 65A001: 11.5, 11.6; 67A003: 29.23, 29.24.  
 Shakhverdov, T.A. 72E317: 24.4, 24.19; 73E367: 24.4; 73E368: 7.1, 24.4.  
 Shand, M.A. 86A101: 28.1; 86F357: 28.1.  
 Shepherd, T.M. 756252: 24.15; 766073: 24.15.  
 Shimidzu, T. 85E075: 19.31, 19.32.  
 Shizuka, H. 85A013: 8.2, 8.5; 86A325: 18.15, 18.17.  
 Shuto, Y. 78A269: 19.58, 21.1.  
 Skuridin, E.Yu. 84E308: 11.7.  
 Slama-Schwok, A. 85F140: 9.2; 86A057: 9.2.  
 Smalley, J.F. 83A102: 11.4.  
 Snyder, S.W. 85N199: 19.17, 19.18, 19.19, 19.58; 19.63.  
 Solovev, K.N. 74E520: 5.4, 11.6, 15.1, 15.5; 76E693: 11.6, 15.1, 15.3, 29.13, 29.24.  
 Sostero, S. 79F334: 28.1.  
 Sparks, R.H. 80F228: 20.2.  
 Spaulding, L. 83E604: 24.2.  
 Spikes, J.D. 86F214: 29.28.  
 Spreer, L.O. 86F171: 20.1.  
 Sprintschnik, H.W. 776441: 19.3, 19.4, 19.5, 19.6, 19.8, 19.9, 19.33, 19.34, 22.1; 77F920: 19.3, 19.4, 19.5, 19.6, 19.8, 19.9, 19.33, 19.34, 21.1, 22.1.  
 Sriram, R. 81E458: 4.1, 4.3, 4.4, 4.5, 4.6, 4.7, 4.8, 4.11, 4.12, 4.13, 4.14, 4.18.  
 Staryi, V.P. 80F472: 29.14; 81F368: 8.4; 82E636: 1.3, 11.7, 11.11.  
 Stepanov, A.V. 84E828: 28.1.  
 Stiegman, A.E. 85E779: 9.6, 16.2.  
 Strekas, T.C. 82F048: 19.12, 20.1, 21.1; 84E347: 19.65.

- Stryer, L. 81E787: 24.7, 24.18.  
Sullivan, B.P. 79C010: 21.1, 22.1; 82S130: 14.6;  
85E347: 14.3, 14.6, 14.7, 14.8, 14.9, 14.10,  
14.11, 14.15, 14.16, 14.17, 14.18, 14.19; 86S121:  
14.6.  
Sultana, Q. 756295: 28.1.  
Summers, L.A. 82S257: 21.1, 22.1; 86F456: 21.1.  
Sutcliffe, C.R. 79E349: 15.8.  
Sutin, N. 747635: 20.1; 766014: 14.4, 20.1;  
766046: 20.1; 766404: 19.1, 19.11, 19.14,  
19.15, 19.16, 19.17, 19.18, 19.19, 19.22, 19.58,  
20.1; 78A090: 14.2, 14.4, 19.1, 19.11, 19.14,  
19.15, 19.17, 19.18, 19.19, 19.22, 19.58, 20.1;  
78F366: 4.1, 4.3, 4.4, 4.6, 4.7, 4.14, 4.18;  
79A183: 19.11, 19.15, 19.17, 19.58, 20.1;  
79F045: 20.1, 21.1; 80E040: 10.1, 10.2, 14.1,  
19.11, 19.17, 20.1; 81A250: 14.1, 20.1; 81N003:  
19.11, 19.14, 19.17, 19.58, 20.1, 21.1; 82A145:  
19.11, 19.15, 19.16, 19.17, 19.18, 19.19, 19.58,  
20.1, 21.1, 22.1; 82A278: 19.1, 19.11, 19.14,  
19.15, 19.16, 19.18, 19.19, 19.58, 19.62, 21.1;  
83C017: 19.11, 19.14, 19.15, 19.17, 19.18, 19.19,  
19.58, 21.1; 84A238: 19.1, 19.11, 19.14, 19.15,  
19.16, 19.17, 19.18, 19.19, 19.58, 20.1; 85A362:  
4.18, 20.1; 85S022: 14.1, 14.2, 14.10, 19.11,  
19.14, 19.17, 19.18, 19.58, 20.1; 86A077: 14.18,  
19.17, 20.1.  
Tachin, V.S. 706153: 6.1, 7.1, 7.5, 7.6, 7.7, 7.8, 7.9,  
24.4, 24.15; 73F674: 24.4; 75E531: 24.4.  
Takagi, K. 82F153: 21.1.  
Takakubo, M. 85A430: 29.15.  
Takayanagi, T. 80N169: 19.37.  
Takeyama, N. 86N075: 29.16, 29.17.  
Takuma, K. 78A269: 19.58, 21.1; 80N125: 19.37.  
Tamilarsan, R. 83F230: 4.14, 4.18; 86E096:  
19.30, 20.1.  
Tanaka, K. 86F247: 8.3; 86N075: 29.16, 29.17.  
Tanaka, T. 83C021: 18.11; 83F105: 18.11;  
84F351: 21.1.  
Tanno, T. 83E088: 1.1; 84A272: 11.6, 29.11;  
86S089: 11.10.  
Taylor, D.G. 78F683: 20.1.  
Tazuke, S. 82A189: 21.1; 83E209: 19.25, 19.57;  
83F371: 19.24, 19.25, 19.26, 19.57, 22.1.  
Terenin, A.N. 65A001: 11.5, 11.6.  
Thomas, J.K. 85N164: 20.1, 21.1, 22.1.  
Tikare, R.K. 86A380: 21.1.  
Tokousbalides, P. 74E518: 24.3; 766551: 24.3,  
24.4.  
Toma, H.F. 776405: 20.1, 21.1.  
Totten, M.D. 84E074: 16.2.  
Tracy, H.J. 84E074: 16.2.  
Tran-Thi, T.H. 86A174: 29.15.  
Traverso, O. 78E300: 28.1; 79F334: 28.1.  
Tsutsui, Y. 80N125: 19.37.  
Tsvirko, M.P. 74E520: 5.4, 11.6, 15.1, 15.5;  
76E693: 11.6, 15.1, 15.3, 29.13, 29.24.  
Turp, J.E. 85E617: 19.23, 19.32, 19.45, 22.1.  
Turro, N.J. 85R098: 19.21, 19.58, 20.1.  
Ueno, F.B. 82A068: 20.1.  
Van Damme, H. 85S227: 20.1.  
Varani, G. 736183: 4.15; 767517: 4.14; 78E518:  
4.14, 9.1, 21.1; 86E555: 9.4, 16.3.  
Vasil'ev, V.V. 83A403: 4.14, 14.4, 20.1.  
Vinogradov, S.A. 83E719: 4.14, 14.4, 20.1; 85A469:  
4.14, 9.2, 14.4, 20.1, 28.1.  
Vlcek, A., Jr. 83E170: 21.1.  
von Zelewsky, A. 81E512: 19.42; 82S159: 19.2,  
19.10, 19.44, 19.51; 84E462: 19.41, 19.42, 19.50,  
19.51; 85A248: 19.2, 19.42, 19.51, 21.1.  
Walters, P. 81N178: 20.1; 83A133: 15.6, 25.1,  
25.2, 29.17, 29.19.  
Wampler, D.L. 86F346: 22.1.  
Wasgestian, H.F. 736183: 4.15; 83E203: 4.2.  
Watanabe, S. 84B008: 26.1.  
Watkins, P.A. 82S130: 14.6; 86S121: 14.6.  
Watts, R.J. 79F173: 9.2, 9.3.  
Weiner, M.A. 82F048: 19.12, 20.1, 21.1.  
Wells, D. 82S257: 21.1, 22.1.  
White, H.S. 84F121: 20.1.  
Whitten, D.G. 68A001: 11.2, 29.3; 707320: 11.1,  
11.2, 11.3, 29.1, 29.2, 29.3, 29.4, 29.5; 72E284:  
29.4; 747159: 20.1, 21.1; 747293: 11.3, 29.4,  
29.9; 757168: 21.1; 767009: 7.5, 15.4, 19.30,  
19.58, 19.68, 20.1, 22.1; 767528: 21.1; 776441:  
19.3, 19.4, 19.5, 19.6, 19.8, 19.9, 19.33, 19.34,  
22.1; 77F920: 19.3, 19.4, 19.5, 19.6, 19.8, 19.9,  
19.33, 19.34, 21.1, 22.1; 78A101: 15.4, 15.8,  
16.4; 79C010: 21.1, 22.1; 79E349: 15.8;  
80C004: 20.1; 81N147: 15.7; 85F328: 25.3;  
86F005: 19.7.  
Wildes, P.D. 68A001: 11.2, 29.3; 707320: 11.1,  
11.2, 11.3, 29.1, 29.2, 29.3, 29.4, 29.5.  
Willner, I. 82N119: 19.30, 21.1; 85M244: 20.1;  
85N254: 29.20; 86N119: 21.1, 29.20.  
Wilowska, A. 83F182: 1.2, 2.2, 4.19, 5.6, 11.11,  
15.8, 19.70; 84E316: 29.24.  
Winkler, J.R. 82A280: 20.1.  
Winterle, J.S. 767179: 20.1.  
Woehrle, D. 85F520: 29.22; 86S089: 11.10.  
Wolfgang, S. 84E347: 19.65.  
Wrighton, M.S. 736244: 21.1; 746021: 17.1;  
756002: 20.1; 78E397: 17.2, 17.6; 79E269:  
17.7; 80F316: 17.3, 17.4.  
Yamada, A. 83E088: 1.1; 84A272: 11.6, 29.11;  
85A101: 29.10; 85F030: 29.10; 86S089:  
11.10.  
Yamashita, M. 85F089: 20.1.  
Yamazaki, H. 86F060: 21.1.  
Yanuck, M.D. 85E552: 15.7.  
Yasuda, M. 81F381: 21.1; 84F069: 21.1.  
Yasufuku, K. 86A325: 18.15, 18.17; 86F060: 21.1;  
86F247: 8.3.  
Yeh, S.M. 81E787: 24.7, 24.18.  
Yocom, K.M. 82A280: 20.1.  
Yokota, H. 81F401: 20.1.  
Yokoyama, Y. 74F655: 28.1; 766201: 28.1;  
77E693: 28.1; 77E694: 28.1.  
Young, R.C. 767009: 7.5, 15.4, 19.30, 19.58, 19.68,  
20.1, 22.1; 777106: 21.1; 81E203: 21.1.

Zahir, K. 85F161: 19.11, 19.17, 19.19, 19.58, 20.1.  
 Zanella, A.W. 84A238: 19.1, 19.11, 19.14, 19.15,  
 19.16, 19.17, 19.18, 19.19, 19.58, 20.1.  
 Zengerle, K. 83N178: 19.24; 85A431: 19.24, 19.25,  
 19.57, 22.1.  
 Zidler, B. 80A247: 21.1, 22.1; 82C019: 21.1, 22.1.  
 Ziessel, R. 86F230: 17.5, 20.1, 21.1.  
 Zimnyakov, A.M. 85A469: 4.14, 9.2, 14.4, 20.1,  
 28.1.  
 Zinato, E. 84E097: 4.9, 4.10.  
 Zinina, E.M. 75E542: 13.1.  
 Zipp, A.P. 82A145: 19.11, 19.15, 19.16, 19.17,  
 19.18, 19.19, 19.58, 20.1, 21.1, 22.1.

## 11.2. Index of Excited States

A locator *t.m* following a substrate name refers to table number *t* and excited state number *m*.

Al(phthalocyanine)Cl 1.1.  
 Al(5,10,15,20-tetraphenylporphyrin)<sup>+</sup> 1.2.  
 Al(5,10,15,20-tetraphenylporphyrin)(OH) 1.3.  
 Cd(mesoporphyrin IX dimethyl ester) 2.1.  
 Cd(5,10,15,20-tetraphenylporphyrin) 2.2.  
 Ce<sup>3+</sup> 3.1.  
 Cr(5-Brphen)<sub>3</sub><sup>3+</sup> 4.1.  
 Cr(CN)<sub>6</sub><sup>3-</sup> 4.2.  
 Cr(5-Clphen)<sub>3</sub><sup>3+</sup> 4.3.  
 Cr(4,4'-Me<sub>2</sub>bpy)<sub>3</sub><sup>3+</sup> 4.4.  
 Cr(3,4,7,8-Me<sub>4</sub>phen)<sub>3</sub><sup>3+</sup> 4.5.  
 Cr(4,7-Me<sub>2</sub>phen)<sub>3</sub><sup>3+</sup> 4.6.  
 Cr(5-Mephen)<sub>3</sub><sup>3+</sup> 4.7.  
 Cr(5,6-Me<sub>2</sub>phen)<sub>3</sub><sup>3+</sup> 4.8.  
 Cr(NH<sub>3</sub>)<sub>5</sub>(CN)<sup>2+</sup> 4.9.  
*trans*-Cr(NH<sub>3</sub>)<sub>4</sub>(CN)<sub>2</sub><sup>+</sup> 4.10.  
 Cr(4,4'-Ph<sub>2</sub>bpy)<sub>3</sub><sup>3+</sup> 4.11.  
 Cr(4,7-Ph<sub>2</sub>phen)<sub>3</sub><sup>3+</sup> 4.12.  
 Cr(5-Phphen)<sub>3</sub><sup>3+</sup> 4.13.  
 Cr(bpy)<sub>3</sub><sup>3+</sup> 4.14.  
 Cr(en)<sub>3</sub><sup>3+</sup> 4.15.  
*trans*-Cr(en)<sub>2</sub>(NCS)<sub>2</sub><sup>+</sup> 4.16.  
*trans*-Cr(en)<sub>2</sub>(NH<sub>3</sub>)F<sup>2+</sup> 4.17.  
 Cr(phen)<sub>3</sub><sup>3+</sup> 4.18.  
 Cr(5,10,15,20-tetraphenylporphyrin)<sup>+</sup> 4.19.  
 Cu(MePh<sub>2</sub>P)<sub>3</sub>Cl 5.1.  
 Cu(2,9-Me<sub>2</sub>phen)<sub>2</sub><sup>+</sup> 5.2.  
 Cu(2,9-Ph<sub>2</sub>phen)<sub>2</sub><sup>+</sup> 5.3.  
 Cu(etio porphyrin I) 5.4.  
 Cu(mesoporphyrin IX dimethyl ester) 5.5.  
 Cu(5,10,15,20-tetraphenylporphyrin) 5.6.  
 Dy<sup>3+</sup> 6.1.  
 Dy(anthranilato)<sup>2+</sup> 6.2.  
 Dy(salicylato)<sup>2+</sup> 6.3.  
 Dy(5-sulfosalicylato)<sup>2+</sup> 6.4.  
 Eu<sup>3+</sup> 7.1.  
 Eu(acetylacetonato)<sub>3</sub> 7.2.  
 Eu(crypt)<sup>3+</sup> 7.3.  
 Eu(1,3-diphenyl-1,3-propanedionato)<sub>4</sub><sup>-</sup> 7.4.  
 Eu(phen)<sub>3</sub><sup>3+</sup> 7.5.  
 Eu(phen)(1-thienyl-4,4,4-trifluoro-1,3-butanedionato)<sub>3</sub> 7.6.  
 Eu(1-phenyl-1,3-butanedionato)<sub>4</sub><sup>-</sup> 7.7.  
 Eu(1-phenyl-4,4,4-trifluoro-1,3-butanedionato)<sub>4</sub><sup>-</sup> 7.8.  
 Eu(1-thienyl-4,4,4-trifluoro-1,3-butanedionato)<sub>4</sub><sup>-</sup> 7.9.  
 Fe(bpy)<sub>3</sub><sup>2+</sup> 10.1.  
 Fe(terpy)<sub>2</sub><sup>2+</sup> 10.2.  
 In(phthalocyanine)Cl 8.1.  
 In(5,10,15,20-tetraphenylporphyrin)<sup>+</sup> 8.2.  
 In(5,10,15,20-tetraphenylporphyrin)(C<sub>2</sub>H<sub>5</sub>) 8.3.  
 In(5,10,15,20-tetraphenylporphyrin)(OH) 8.4.  
 In(5,10,15,20-tetraphenylporphyrin)(TEOA)<sub>2</sub><sup>+</sup> 8.5.  
*cis*-Ir(5,6-Me<sub>2</sub>phen)<sub>2</sub>Cl<sub>2</sub><sup>+</sup> 9.1.  
 Ir(bpy)<sub>2</sub>(C<sup>8</sup>,N'-Hbpy)<sup>3+</sup> 9.2.  
 Ir(bpy)<sub>2</sub>(C<sup>8</sup>,N'-bpy)<sup>2+</sup> 9.3.  
 Ir(8-hydroxyquinolato)<sub>3</sub> 9.4.  
 Ir(phen)<sub>3</sub><sup>3+</sup> 9.5.  
 Ir<sub>2</sub>(μ-pyrazolyl)<sub>2</sub>(1,5-cyclooctadiene)<sub>2</sub> 9.6.  
 Mg(etio porphyrin I)(pyridine) 11.1.  
 Mg(etio porphyrin I) [singlet] 11.2.  
 Mg(etio porphyrin I) [triplet] 11.3.  
 Mg(2,3,7,8,12,13,17,18-octaethylporphyrin) 11.4.  
 Mg(phthalocyanine) [singlet] 11.5.  
 Mg(phthalocyanine) [triplet] 11.6.  
 Mg[tetrakis(4-*tert*-butyl)phthalocyanine] 11.7.  
 Mg[tetrakis(*N*-methylaza)phthalocyanine]<sup>4+</sup> [singlet] 11.8.  
 Mg[tetrakis(*N*-methylaza)phthalocyanine]<sup>4+</sup> [triplet] 11.9.  
 Mg(tetramethoxyphthalocyanine) 11.10.  
 Mg(5,10,15,20-tetraphenylporphyrin) 11.11.  
 Mg(5,10,15,20-tetraphenylporphyrin)(pyridine) 11.12.  
 Mo<sub>8</sub>Cl<sub>14</sub><sup>2-</sup> 12.1.  
 Nd<sup>3+</sup> 13.1.  
 Os(5-Clphen)<sub>3</sub><sup>2+</sup> 14.1.  
 Os(5,6-Me<sub>2</sub>phen)<sub>3</sub><sup>2+</sup> 14.2.  
 Os(3,4,7,8-Me<sub>4</sub>phen)<sub>2</sub>[*cis*-1,2-bis(diphenylphosphino)ethene]<sup>2+</sup> 14.3.  
 Os(bpy)<sub>3</sub><sup>2+</sup> 14.4.  
*cis*-Os(bpy)<sub>2</sub>(CH<sub>3</sub>CN)<sub>2</sub><sup>2+</sup> 14.5.  
 Os(bpy)[1,2-bis(dimethylarsino)benzene]<sub>2</sub><sup>2+</sup> 14.6.  
 Os(bpy)[*cis*-1,2-bis(diphenylphosphino)ethene]<sub>2</sub><sup>2+</sup> 14.7.  
 Os(bpy)<sub>2</sub>[bis(diphenylphosphino)methane]<sup>2+</sup> 14.8.  
*cis*-Os(bpy)<sub>2</sub>(dimethylsulfoxide)<sub>2</sub><sup>2+</sup> 14.9.  
 Os(phen)<sub>3</sub><sup>2+</sup> 14.10.  
*cis*-Os(phen)<sub>2</sub>(CH<sub>3</sub>CN)<sub>2</sub><sup>2+</sup> 14.11.  
*cis*-Os(phen)<sub>2</sub>(CO)Cl<sup>+</sup> 14.12.  
 Os(phen)<sub>2</sub>[4,7-(PhSO<sub>3</sub>)<sub>2</sub>phen] 14.13.  
 Os(phen)<sub>2</sub>(4,7-Ph<sub>2</sub>phen)<sup>2+</sup> 14.14.  
 Os(phen)<sub>2</sub>[*cis*-1,2-bis(diphenylphosphino)ethene]<sup>2+</sup> 14.15.  
 Os(phen)<sub>2</sub>[bis(diphenylphosphino)methane]<sup>2+</sup> 14.16.  
*cis*-Os(phen)<sub>2</sub>(dimethylphenylphosphine)<sub>2</sub><sup>2+</sup> 14.17.  
 Os(terpy)<sub>2</sub><sup>2+</sup> 14.18.  
 Os(terpy)[*cis*-1,2-bis(diphenylphosphino)ethene]Cl<sup>+</sup> 14.19.  
 Pd(etio porphyrin I) 15.1.  
 Pd(mesoporphyrin IX dimethyl ester) 15.2.

- Pd(octaethylchlorin) 15.3.  
 Pd(2,3,7,8,12,13,17,18-octaethylporphyrin) 15.4.  
 Pd(tetrabenzoporphyrin) 15.5.  
 Pd[5,10,15,20-tetrakis(1-methylpyridinium-4-yl)porphyrin]<sup>4+</sup> 15.6.  
 Pd[5,10,15,20-tetrakis(4-sulfonatophenyl)porphyrin]<sup>4-</sup> 15.7.  
 Pd(5,10,15,20-tetraphenylporphyrin) 15.8.  
 Pt(CN)<sub>4</sub><sup>2-</sup> 16.1.  
 Pt<sub>2</sub>[μ-diphosphito(2-)-P,P']<sub>4</sub><sup>4-</sup> 16.2.  
 Pt(8-hydroxyquinolato)<sub>2</sub> 16.3.  
 Pt(5,10,15,20-tetraphenylporphyrin) 16.4.  
*fac*-Re(CO)<sub>3</sub>(5-Clphen)Cl 17.1.  
*fac*-Re(CO)<sub>3</sub>(4,7-Ph<sub>2</sub>phen)Cl 17.2.  
*fac*-Re(CO)<sub>3</sub>(4-acetylpyridine)<sub>2</sub>I 17.3.  
*fac*-Re(CO)<sub>3</sub>(4-benzoylpyridine)<sub>2</sub>Cl 17.4.  
*fac*-Re(CO)<sub>3</sub>(bpy)Br 17.5.  
*fac*-Re(CO)<sub>3</sub>(phen)Cl 17.6.  
*fac*-Re(CO)<sub>3</sub>(4-phenylpyridine)<sub>2</sub>Cl 17.7.  
 Re<sub>2</sub>Cl<sub>9</sub><sup>2-</sup> 17.8.  
 Rh(ND<sub>3</sub>)<sub>6</sub><sup>3+</sup> 18.1.  
 Rh(ND<sub>3</sub>)<sub>5</sub>Cl<sup>2+</sup> 18.2.  
 Rh(NH<sub>3</sub>)<sub>6</sub><sup>3+</sup> 18.3.  
 Rh(NH<sub>2</sub>)<sub>5</sub>Br<sup>2+</sup> 18.4.  
 Rh(NH<sub>3</sub>)<sub>5</sub>Cl<sup>2+</sup> 18.5.  
 Rh(NH<sub>3</sub>)<sub>5</sub>I<sup>2+</sup> 18.6.  
 Rh(4,7-Ph<sub>2</sub>phen)<sub>3</sub><sup>3+</sup> 18.7.  
*cis*-Rh(4,7-Ph<sub>2</sub>phen)<sub>2</sub>Cl<sub>2</sub><sup>+</sup> 18.8.  
*cis*-Rh(bpy)<sub>2</sub>Cl<sub>2</sub><sup>+</sup> 18.9.  
*trans*-Rh(cyclam)(CN)<sub>2</sub><sup>+</sup> 18.10.  
 Rh<sub>2</sub>(1,3-diisocyanopropane)<sub>4</sub><sup>2+</sup> [singlet] 18.11.  
 Rh<sub>2</sub>(1,3-diisocyanopropane)<sub>4</sub><sup>2+</sup> [triplet] 18.12.  
 Rh(phen)<sub>3</sub><sup>3+</sup> 18.13.  
*cis*-Rh(phen)<sub>2</sub>Cl<sub>2</sub><sup>+</sup> 18.14.  
 Rh(5,10,15,20-tetraphenylporphyrin)Cl 18.15.  
 Rh(5,10,15,20-tetraphenylporphyrin)[OC(O)CH<sub>3</sub>] 18.16.  
 Rh(5,10,15,20-tetraphenylporphyrin)(pyridine)Cl 18.17.  
 Ru(5-Brphen)<sub>3</sub><sup>2+</sup> 19.1.  
 Ru(4,4'-Bu<sub>2</sub>bpy)<sub>3</sub><sup>2+</sup> 19.2.  
 Ru[4,4'-(COObz)<sub>2</sub>bpy]<sub>3</sub><sup>2+</sup> 19.3.  
 Ru[4,4'-(COOchl)<sub>2</sub>bpy]<sub>3</sub><sup>2+</sup> 19.4.  
 Ru[4,4'-(COOcy)<sub>2</sub>bpy]<sub>3</sub><sup>2+</sup> 19.5.  
 Ru[4,4'-(COOdec)<sub>2</sub>bpy]<sub>3</sub><sup>2+</sup> 19.6.  
 Ru[4,4'-(COOet)<sub>2</sub>bpy]<sub>3</sub><sup>2+</sup> 19.7.  
 Ru[4,4'-(COOnap)<sub>2</sub>bpy]<sub>3</sub><sup>2+</sup> 19.8.  
 Ru[4,4'-(COOpr)<sub>2</sub>bpy]<sub>3</sub><sup>2+</sup> 19.9.  
 Ru(4,4'-Cl<sub>2</sub>bpy)<sub>3</sub><sup>2+</sup> 19.10.  
 Ru(5-Clphen)<sub>3</sub><sup>2+</sup> 19.11.  
 Ru[4-(Et<sub>3</sub>P)bpy]<sub>3</sub><sup>5+</sup> 19.12.  
 Ru(3,3'-Me<sub>2</sub>bpy)<sub>3</sub><sup>2+</sup> 19.13.  
 Ru(4,4'-Me<sub>2</sub>bpy)<sub>3</sub><sup>2+</sup> 19.14.  
 Ru(3,4,7,8-Me<sub>4</sub>phen)<sub>3</sub><sup>2+</sup> 19.15.  
 Ru(3,5,6,8-Me<sub>4</sub>phen)<sub>3</sub><sup>2+</sup> 19.16.  
 Ru(4,7-Me<sub>2</sub>phen)<sub>3</sub><sup>2+</sup> 19.17.  
 Ru(5-Mephen)<sub>3</sub><sup>2+</sup> 19.18.  
 Ru(5,6-Me<sub>2</sub>phen)<sub>3</sub><sup>2+</sup> 19.19.  
 Ru[4,7-(PhSO<sub>3</sub>)<sub>2</sub>phen]<sub>3</sub><sup>4-</sup> 19.20.  
 Ru(4,7-Ph<sub>2</sub>phen)<sub>3</sub><sup>2+</sup> 19.21.  
 Ru(5-Phphen)<sub>3</sub><sup>2+</sup> 19.22.  
 Ru[4,4'-(SO<sub>3</sub>)<sub>2</sub>bpy]<sub>3</sub><sup>4-</sup> 19.23.  
 Ru(2,2'-bipyrazine)<sub>3</sub><sup>2+</sup> 19.24.  
 Ru(3,3'-bipyridazine)<sub>3</sub><sup>2+</sup> 19.25.  
 Ru(2,2'-bipyrimidine)<sub>3</sub><sup>2+</sup> 19.26.  
 Ru<sup>II</sup>[1,2-bis(phenylthio)ethane]<sub>2</sub>Cl(μ-vio)Ru<sup>II</sup>(bpy)<sub>2</sub>Cl<sup>2+</sup> 19.27.  
 Ru<sup>II</sup>[1,2-bis(phenylthio)ethane]<sub>2</sub>Cl(μ-vio)Ru<sup>III</sup>(bpy)<sub>2</sub>Cl<sup>3+</sup> 19.28.  
 Ru(bpy)<sub>3</sub><sup>2+</sup> 20.1, 21.1, 22.1.  
 (+)<sub>D</sub>-Ru(bpy)<sub>3</sub><sup>2+</sup> 21.2.  
 (-)<sub>D</sub>-Ru(bpy)<sub>3</sub><sup>2+</sup> 20.2, 21.3.  
 Ru(bpy)<sub>2</sub>[(BUG)<sub>2</sub>bpy]<sup>n+</sup> 19.29.  
*cis*-Ru(bpy)<sub>2</sub>(CN)<sub>2</sub> 19.30.  
 Ru(bpy)<sub>2</sub>[4,4'-(COOH)<sub>2</sub>bpy]<sup>2+</sup> 19.31.  
 Ru(bpy)<sub>2</sub>[4,4'-(COO)<sub>2</sub>bpy] 19.32.  
 Ru(bpy)[4,4'-(COOchl)<sub>2</sub>bpy]<sub>2</sub><sup>2+</sup> 19.33.  
 Ru(bpy)<sub>2</sub>[4,4'-(COOchl)<sub>2</sub>bpy]<sub>2</sub><sup>2+</sup> 19.34.  
 Ru(bpy)<sub>2</sub>[4,4'-(COOet)<sub>2</sub>bpy]<sub>2</sub><sup>2+</sup> 19.35.  
 Ru(bpy)<sub>2</sub>(4,4'-Cl<sub>2</sub>bpy)<sup>2+</sup> 19.36.  
 Ru(bpy)<sub>2</sub>(Do<sub>2</sub>Ca<sub>2</sub>bpy)<sup>2+</sup> 19.37.  
 Ru(bpy)(3,3'-Me<sub>2</sub>bpy)<sub>2</sub><sup>2+</sup> 19.38.  
 Ru(bpy)<sub>2</sub>(3,3'-Me<sub>2</sub>bpy)<sup>2+</sup> 19.39.  
 Ru(bpy)<sub>2</sub>(4,4'-Me<sub>2</sub>bpy)<sup>2+</sup> 19.40.  
 Ru(bpy)(Me<sub>2</sub>dibenzoH<sub>2</sub>phen)<sub>2</sub><sup>2+</sup> 19.41.  
 Ru(bpy)<sub>2</sub>(Me<sub>2</sub>dibenzoH<sub>2</sub>phen)<sup>2+</sup> 19.42.  
 Ru(bpy)<sub>2</sub>[5-(NH<sub>2</sub>)phen]<sup>2+</sup> 19.43.  
 Ru(bpy)<sub>2</sub>[4-(NO<sub>2</sub>)bpy]<sup>2+</sup> 19.44.  
 Ru(bpy)[4,4'-(SO<sub>3</sub>)<sub>2</sub>bpy]<sub>2</sub><sup>2-</sup> 19.45.  
 Ru(bpy)<sub>2</sub>(acetylacetonato)<sup>+</sup> 19.46.  
 Ru(bpy)<sub>2</sub>(3,3'-biisoquinoline)<sup>2+</sup> 19.47.  
 Ru(bpy)(3,3'-biisoquinoline)<sub>2</sub><sup>2+</sup> 19.48.  
 Ru(bpy)<sub>2</sub>(2,2'-bipyrimidine)<sup>2+</sup> 19.49.  
 Ru(bpy)(2,2'-biquinoline)<sub>2</sub><sup>2+</sup> 19.50.  
 Ru(bpy)<sub>2</sub>(2,2'-biquinoline)<sup>2+</sup> 19.51.  
 Ru(bpy)<sub>2</sub>(en)<sup>2+</sup> 19.52.  
 Ru(bpy)[2-(thiazol-2-yl)pyridine]<sub>2</sub><sup>2+</sup> 19.53.  
 Ru(bpy)<sub>2</sub>[2-(thiazol-2-yl)pyridine]<sup>2+</sup> 19.54.  
*cis*-Ru(bpy)<sub>2</sub>(vio)Cl<sup>+</sup> 19.55.  
 Ru(2,7-dimethyl-1,4,5,8-tetraazaphenanthrene)<sub>3</sub><sup>2+</sup> 19.56.  
 Ru[4-methyl-2-(2-pyridyl)pyrimidine]<sub>3</sub><sup>2+</sup> 19.57.  
 Ru(phen)<sub>3</sub><sup>2+</sup> 19.58.  
 Ru(phen)<sub>2</sub>(5-Brphen)<sup>2+</sup> 19.59.  
*cis*-Ru(phen)<sub>2</sub>(CN)<sub>2</sub> 19.60.  
 Ru(phen)<sub>2</sub>(5-Clphen)<sup>2+</sup> 19.61.  
 Ru(phen)<sub>2</sub>[4,7-(PhSO<sub>3</sub>)<sub>2</sub>phen] 19.62.  
 Ru(phen)<sub>2</sub>(4,7-Ph<sub>2</sub>phen)<sup>2+</sup> 19.63.  
 Ru(phen)<sub>2</sub>(5-Phphen)<sup>2+</sup> 19.64.  
 Ru[2-(phenylazo)pyridine]<sub>3</sub><sup>2+</sup> 19.65.  
 Ru(phthalocyanine)(DMF)<sub>2</sub> 19.66.  
 Ru(phthalocyanine)(pyridine)<sub>2</sub> 19.67.  
 Ru(terpy)(bpy)(NH<sub>3</sub>)<sup>2+</sup> 19.68.  
 Ru(1,4,5,8-tetraazaphenanthrene)<sub>3</sub><sup>2+</sup> 19.69.  
 Ru(5,10,15,20-tetraphenylporphyrin) 19.70.  
 Ru(5,10,15,20-tetraphenylporphyrin)(CO) 19.71.  
 Ru[2-(thiazol-2-yl)pyridine]<sub>3</sub><sup>2+</sup> 19.72.  
 Sm<sup>3+</sup> 23.1.

- Sm(salicylato)<sup>2+</sup> 23.2.  
 Sm(5-sulfosalicylato)<sup>2+</sup> 23.3.  
 Sn[5,10,15,20-tetrakis(1-methylpyridinium-4-yl)porphyrin]Cl<sub>2</sub><sup>4+</sup> 25.1.  
 Sn[5,10,15,20-tetrakis(4-sulfonatophenyl)porphyrin]Cl<sub>2</sub><sup>4-</sup> 25.2.  
 Sn(5,10,15,20-tetraphenylporphyrin)(OH)<sub>2</sub> 25.3.  
 Tb<sup>III</sup>-Aspartic acid 24.1.  
 Tb<sup>III</sup>-Citric acid 24.2.  
 Tb<sup>3+</sup> [<sup>5</sup>D<sub>3</sub>] 24.3.  
 Tb<sup>3+</sup> [<sup>5</sup>D<sub>4</sub>] 24.4.  
 Tb<sup>III</sup>-Dipicolinic acid 24.5.  
 Tb<sup>III</sup>(Dipicolinic acid)<sub>3</sub> 24.6.  
 Tb(EDTA)<sup>-</sup> 24.7.  
 Tb<sup>III</sup>-Hemimellitic acid 24.8.  
 Tb<sup>III</sup>-Malic acid 24.9.  
 Tb<sup>III</sup>-L-Malic acid 24.10.  
 Tb<sup>III</sup>-Phthalic acid 24.11.  
 Tb<sup>III</sup>-Picolinic acid 24.12.  
 Tb<sup>III</sup>-Pyromellitic acid 24.13.  
 Tb<sup>III</sup>-Trimellitic acid 24.14.  
 Tb(acetylacetonato)<sub>3</sub> 24.15.  
 Tb(anthranilato)<sup>2+</sup> 24.16.  
 Tb(crypt)<sup>3+</sup> 24.17.  
 Tb[N-(2-hydroxyethyl)EDTA] 24.18.  
 Tb(salicylato)<sub>3</sub> 24.19.  
 Tb(2,2,6,6-tetramethyl-3,5-heptanedionato)<sub>3</sub> 24.20.  
 Ti(oxo)(5,10,15,20-tetraphenylporphyrin) 26.1.  
 UO<sub>2</sub><sup>2+</sup> 28.1.  
 W(CO)<sub>5</sub>(4-cyanopyridine) 27.1.  
 Zn(etioporphyrin I)(pyridine) [singlet] 29.1.  
 Zn(etioporphyrin I)(pyridine) [triplet] 29.2.  
 Zn(etioporphyrin I) [singlet] 29.3.  
 Zn(etioporphyrin I) [triplet] 29.4.  
 Zn(mesoporphyrin IX dimethyl ester) [singlet] 29.5.  
 Zn(mesoporphyrin IX dimethyl ester) [triplet] 29.6.  
 Zn[5-(1-methylpyridinium-4-yl)-10,15,20-tris(4-tolyl)porphyrin]<sup>+</sup> 29.7.  
 Zn(2,3,7,8,12,13,17,18-octaethylporphyrin) [singlet] 29.8.  
 Zn(2,3,7,8,12,13,17,18-octaethylporphyrin) [triplet] 29.9.  
 Zn[5-phenyl-10,15,20-tris(4-sulfonatophenyl)porphyrin]<sup>3-</sup> 29.10.  
 Zn(phthalocyanine) 29.11.  
 Zn(protoporphyrin) 29.12.  
 Zn(tetrabenzoporphyrin) 29.13.  
 Zn[tetrakis(4-*tert*-butyl)phthalocyanine] 29.14.  
 Zn[5,10,15,20-tetrakis(1-methylpyridinium-3-yl)porphyrin]<sup>4+</sup> 29.15.  
 Zn[5,10,15,20-tetrakis(1-methylpyridinium-4-yl)porphyrin]<sup>4+</sup> [singlet] 29.16.  
 Zn[5,10,15,20-tetrakis(1-methylpyridinium-4-yl)porphyrin]<sup>4+</sup> [triplet] 29.17.  
 Zn[5,10,15,20-tetrakis(4-sulfonatophenyl)porphyrin]<sup>4-</sup> [singlet] 29.18.  
 Zn[5,10,15,20-tetrakis(4-sulfonatophenyl)porphyrin]<sup>4-</sup> [triplet] 29.19.  
 Zn{5,10,15,20-tetrakis[1-(3-sulfonato-1-propyl)pyridinium-4-yl]porphyrin} 29.20.  
 Zn{5,10,15,20-tetrakis[4-(trimethylammonio)phenyl]porphyrin}<sup>4+</sup> 29.21.  
 Zn(*N,N',N'',N'''*-tetramethyltetra-2,3-pyridinoporphyrazine)<sup>4+</sup> 29.22.  
 Zn(5,10,15,20-tetraphenylporphyrin) [singlet] 29.23.  
 Zn(5,10,15,20-tetraphenylporphyrin) [triplet] 29.24.  
 Zn[4,4',4'',4'''-tetra(sulfomorpholide)phthalocyanine] [singlet] 29.25.  
 Zn[4,4',4'',4'''-tetra(sulfomorpholide)phthalocyanine] [triplet] 29.26.  
 Zn(4,4',4'',4'''-tetrasulfophthalocyanine)<sup>4-</sup> [singlet] 29.27.  
 Zn(4,4',4'',4'''-tetrasulfophthalocyanine)<sup>4-</sup> [triplet] 29.28.  
 Zn[5,10,15-tris(4-tolyl)-20-(4-carboxylatophenyl)porphyrin]<sup>-</sup> 29.29.  
 Zn(uroporphyrin I) 29.30.

### 11.3. Index of Inorganic Quenchers

A locator *t.m.n* following a quencher name refers to table number *t*, excited state number *m*, and quencher number *n*.

- Ag<sup>+</sup> 19.58.1, 20.1.1, 28.1.1.  
 Ag(bpy)<sub>2</sub><sup>+</sup> 20.1.2.  
 Ag(TPP) 11.6.1, 15.1.1, 29.24.1.  
 Ba<sup>2+</sup> 28.1.2.  
 Br<sup>-</sup> 9.2.1, 28.1.3.  
 Br<sub>2</sub><sup>-</sup> 29.19.1.  
 CO<sub>3</sub><sup>2-</sup> 18.5.1.  
 Cd<sup>+</sup> 29.19.2.  
 Ce<sup>IV</sup> 28.1.4.  
 Ce<sup>3+</sup> 28.1.5.  
 Ce<sup>4+</sup> 19.65.1, 24.4.1.  
 Cl<sup>-</sup> 19.24.1, 28.1.6.  
 ClO<sub>4</sub><sup>-</sup> 19.58.2, 20.1.3.  
 Co<sup>2+</sup> 9.2.2, 9.3.1, 19.30.1, 19.58.3, 19.60.1, 20.1.4, 28.1.7, 29.24.2.  
 Co(acac)<sub>2</sub> 19.30.2, 19.58.4, 19.60.2, 20.1.5.  
 Co(acac)<sub>3</sub> 4.14.1, 4.18.1, 5.2.1, 16.3.1, 19.30.3, 19.58.5, 19.60.3, 20.1.6, 20.2.1.  
 Co(AMcaptan)<sup>3+</sup> 19.14.1, 20.1.7.  
 Co(AMMEsar)<sup>3+</sup> 19.14.2, 20.1.8.  
 Co(AMMEsarH)<sup>4+</sup> 19.11.1, 19.17.1, 19.58.6.  
 Co(AZAcaptan)<sup>3+</sup> 19.14.3, 20.1.9.  
 Co(AZAMEsar)<sup>3+</sup> 19.1.1, 19.14.4, 19.17.2, 19.58.7, 20.1.10.  
 Co(bpy)<sup>2+</sup> 19.11.2, 19.17.3, 19.58.8, 20.1.11.  
 Co(bpy)<sub>3</sub><sup>+</sup> 19.17.4, 20.1.12.  
 Co(bpy)<sub>3</sub><sup>2+</sup> 1.1.1, 11.6.2, 14.1.1, 14.2.1, 14.10.1, 19.11.3, 19.14.5, 19.17.5, 19.18.1, 19.58.9, 20.1.13, 29.11.1.  
 Co(bpy)<sub>3</sub><sup>3+</sup> 1.1.2, 8.1.1, 11.6.3, 19.12.1, 20.1.14, 29.11.2.  
 Co<sup>III</sup>(bpy)<sub>2</sub>(μ-O<sub>2</sub>,NH<sub>2</sub>)Co<sup>III</sup>(bpy)<sub>2</sub><sup>4+</sup> 20.1.15.  
*cis*-Co(bzac)<sub>3</sub> 20.1.16.  
*trans*-Co(bzac)<sub>3</sub> 20.1.17.

- Co(5-Brphen)<sup>2+</sup> 19.17.6.  
 Co(C<sub>5</sub>H<sub>5</sub>)<sub>2</sub><sup>+</sup> 20.1.18.  
 Co(C<sub>5</sub>H<sub>4</sub>COOH)<sub>2</sub><sup>+</sup> 16.2.1, 20.1.19.  
 CoCl<sup>+</sup> 4.15.1.  
 CoCl<sub>2</sub> 4.15.2.  
 CoCl<sub>3</sub><sup>-</sup> 4.15.3.  
 Co(CLHOsar)<sup>3+</sup> 19.14.6, 20.1.20.  
 Co(CLNOSar)<sup>3+</sup> 19.14.7, 20.1.21.  
 Co(5-Clphen)<sup>2+</sup> 19.11.4, 19.17.7, 19.58.10, 20.1.22.  
 Co(5-Clphen)<sub>3</sub><sup>2+</sup> 19.11.5, 19.17.8, 19.58.11, 20.1.23.  
 Co(CLSar)<sup>3+</sup> 19.14.8, 20.1.24.  
 Co(CMMEabsar)<sup>3+</sup> 19.14.9, 20.1.25.  
 Co(CN)<sub>6</sub><sup>3-</sup> 4.14.2, 4.16.1, 4.18.2, 7.1.1, 7.3.1, 14.4.1, 19.30.4, 19.58.12, 19.60.4, 20.1.26, 24.4.2, 24.17.1, 29.30.1.  
 Co<sup>III</sup>(CN)<sub>5</sub>(μ-O<sub>2</sub>)Co<sup>III</sup>(CN)<sub>5</sub><sup>5-</sup> 20.1.27.  
 Co(CN)<sub>5</sub>(pyrazinecarboxylato)<sup>3-</sup> 20.1.28.  
 Co(C<sub>2</sub>O<sub>4</sub>)<sub>3</sub><sup>2-</sup> 20.1.29.  
 Co(C<sub>2</sub>O<sub>4</sub>)<sub>3</sub><sup>3-</sup> 19.30.5, 19.58.13, 19.60.5, 20.1.30.  
*trans*-Co(cyclam)Cl<sub>2</sub><sup>+</sup> 4.14.3, 4.18.3.  
*trans*-Co(cyclam)(H<sub>2</sub>O)<sub>2</sub><sup>3+</sup> 4.14.4, 4.18.4.  
*trans*-Co(cyclam)(H<sub>2</sub>O)Br<sup>2+</sup> 4.18.5.  
*trans*-Co(cyclam)(H<sub>2</sub>O)Cl<sup>2+</sup> 4.18.6.  
*trans*-Co(cyclam)(H<sub>2</sub>O)(N<sub>3</sub>)<sup>2+</sup> 4.14.5, 4.18.7.  
*trans*-Co(cyclam)(N<sub>3</sub>)<sub>2</sub><sup>+</sup> 4.18.8.  
*trans*-Co(cyclam)(NCS)<sub>2</sub><sup>+</sup> 4.18.9.  
*trans*-Co(cyclam)(NCS)Cl<sup>+</sup> 4.18.10.  
*trans*-Co(cyclam)(NCS)(N<sub>3</sub>)<sup>+</sup> 4.18.11.  
*trans*-Co(cyclam)(N<sub>3</sub>)Cl<sup>+</sup> 4.18.12.  
*trans*-Co(cyclam)(NO<sub>2</sub>)<sub>2</sub><sup>+</sup> 4.18.13.  
*lcl*<sub>3</sub>-Co(diAMchar)<sup>3+</sup> 19.14.10, 20.1.31.  
 Co(diAMsar)<sup>3+</sup> 19.1.2, 19.11.6, 19.14.11, 19.17.9, 19.58.14, 20.1.32.  
 Co(diAMsarH<sub>2</sub>)<sub>2</sub><sup>5+</sup> 19.1.3, 19.17.10, 19.58.15.  
*lcl*<sub>3</sub>-Co(diAZAchar)<sup>3+</sup> 19.14.12, 20.1.33.  
 Co(diCLSar)<sup>3+</sup> 19.14.13, 20.1.34.  
 Co(diNOSar)<sup>3+</sup> 19.14.14, 20.1.35.  
 Co(DMG)<sub>2</sub>(C<sub>2</sub>H<sub>6</sub>)(H<sub>2</sub>O) 4.14.6, 4.18.14, 16.3.2, 19.58.16, 20.1.36, 28.1.8.  
 Co(EDTA)<sup>-</sup> 20.1.37, 24.7.1, 24.18.1, 29.15.1.  
 (-)<sub>D</sub>-Co(EDTA)<sup>-</sup> 20.2.2.  
 (+)<sub>D</sub>-Co(EDTA)<sup>-</sup> 20.2.3.  
*rac*-Co(EDTA)<sup>-</sup> 20.2.4.  
 Co(EDTA)<sup>2-</sup> 29.15.2.  
 Co(EFMEoxosar-H)<sup>2+</sup> 19.14.15, 20.1.38.  
 Co(en)<sub>3</sub><sup>3+</sup> 4.14.7, 14.10.2, 16.1.1, 19.11.7, 19.17.11, 19.19.1, 19.58.17, 20.1.39.  
*cis*-Co(en)<sub>2</sub>Cl<sub>2</sub><sup>+</sup> 4.14.8, 14.10.3, 20.1.40.  
*trans*-Co(en)<sub>2</sub>Cl<sub>2</sub><sup>+</sup> 4.14.9, 14.10.4, 20.1.41.  
 Co(en)<sub>2</sub>(gly)<sup>2+</sup> 20.1.42.  
*cis*-Co(en)<sub>2</sub>(H<sub>2</sub>O)Cl<sup>2+</sup> 4.14.10, 14.10.5, 20.1.43.  
*cis*-Co(en)<sub>2</sub>(NCS)<sub>2</sub><sup>+</sup> 4.14.11, 14.10.6, 20.1.44.  
*trans*-Co(en)<sub>2</sub>(NCS)<sub>2</sub><sup>+</sup> 4.14.12, 14.10.7, 20.1.45.  
*cis*-Co(en)<sub>2</sub>(NCS)Cl<sup>+</sup> 4.14.13, 14.10.8, 20.1.46.  
*trans*-Co(en)<sub>2</sub>(NCS)Cl<sup>+</sup> 4.14.14, 14.10.9, 20.1.47.  
*cis*-Co(en)<sub>2</sub>(NH<sub>3</sub>)Cl<sup>2+</sup> 4.14.15, 14.10.10, 20.1.48.  
 Co<sup>III</sup>(en)<sub>2</sub>(μ-O<sub>2</sub>,NH<sub>2</sub>)Co<sup>III</sup>(en)<sub>2</sub><sup>4+</sup> 20.1.49.  
 Co(HEDTA)Br<sup>-</sup> 20.1.50.  
 Co(HEDTA)Cl<sup>-</sup> 20.1.51.  
 Co(HEDTA)(NO<sub>2</sub>)<sup>-</sup> 20.1.52.  
 Co(H<sub>2</sub>O)<sub>6</sub><sup>2+</sup> 4.15.4.  
 Co(HYMEoxosar-H)<sup>2+</sup> 20.1.53.  
 Co(4,4'-Me<sub>2</sub>bpy)<sup>2+</sup> 19.17.12.  
 Co(4,4'-Me<sub>2</sub>bpy)<sub>3</sub><sup>+</sup> 20.1.54.  
 Co(4,4'-Me<sub>2</sub>bpy)<sub>3</sub><sup>2+</sup> 20.1.55.  
*trans*-Co(Me<sub>6</sub>cycladiene)(H<sub>2</sub>O)<sub>2</sub><sup>3+</sup> 20.1.56.  
 Co(MENOSar)<sup>3+</sup> 19.14.16, 20.1.57.  
 Co(2,9-Me<sub>2</sub>phen)<sup>2+</sup> 19.17.13.  
 Co(4,7-Me<sub>2</sub>phen)<sup>2+</sup> 19.11.8, 19.17.14, 19.58.18, 20.1.58.  
 Co(4,7-Me<sub>2</sub>phen)<sub>3</sub><sup>2+</sup> 19.11.9, 19.17.15, 19.58.19, 20.1.59.  
 Co(5-Mephen)<sup>2+</sup> 19.17.16.  
 Co(5,6-Me<sub>2</sub>phen)<sup>2+</sup> 19.17.17.  
 Co(NH<sub>3</sub>)<sub>6</sub><sup>3+</sup> 4.14.16, 4.18.15, 14.10.11, 19.11.10, 19.14.17, 19.17.18, 19.19.2, 19.24.2, 19.30.6, 19.58.20, 19.60.6, 19.66.1, 19.67.1, 20.1.60.  
 Co(NH<sub>3</sub>)<sub>5</sub>(benzoato)<sup>2+</sup> 20.1.61.  
 Co(NH<sub>3</sub>)<sub>5</sub>[1,2-bis(4-pyridyl)ethane]<sup>3+</sup> 20.1.62.  
 Co(NH<sub>3</sub>)<sub>5</sub>[*trans*-1,2-bis(4-pyridyl)ethene]<sup>3+</sup> 20.1.63.  
 Co(NH<sub>3</sub>)<sub>5</sub>Br<sup>2+</sup> 4.18.16, 14.4.2, 20.1.64.  
 Co(NH<sub>3</sub>)<sub>5</sub>(CN)<sup>2+</sup> 4.14.17.  
 Co(NH<sub>3</sub>)<sub>5</sub>(CO<sub>3</sub>)<sup>+</sup> 14.4.3.  
 Co(NH<sub>3</sub>)<sub>5</sub>Cl<sup>2+</sup> 4.14.18, 4.16.2, 4.18.17, 14.4.4, 14.10.12, 14.18.1, 15.6.1, 19.24.3, 19.30.7, 19.58.21, 19.60.7, 19.66.2, 19.67.2, 20.1.65, 29.17.1, 29.21.1.  
 Co(NH<sub>3</sub>)<sub>5</sub>F<sup>2+</sup> 4.14.19, 4.18.18, 9.2.3, 14.10.13, 20.1.66.  
 Co(NH<sub>3</sub>)<sub>5</sub>(H<sub>2</sub>O)<sup>3+</sup> 4.14.20, 4.18.19, 14.4.5, 14.10.14, 19.66.3, 19.67.3, 20.1.67.  
 Co(NH<sub>3</sub>)<sub>5</sub>(*N*-Mevio)<sup>4+</sup> 20.1.68.  
 Co(NH<sub>3</sub>)<sub>5</sub>(N<sub>3</sub>)<sup>2+</sup> 4.14.21, 4.18.20, 14.4.6.  
 Co(NH<sub>3</sub>)<sub>5</sub>(NCS)<sup>2+</sup> 4.14.22, 4.18.21, 14.10.15, 20.1.69.  
 Co(NH<sub>3</sub>)<sub>5</sub>(NO<sub>2</sub>)<sup>2+</sup> 4.14.23, 4.18.22, 20.1.70.  
 Co(NH<sub>3</sub>)<sub>5</sub>[2-(NO<sub>2</sub>)benz]<sup>2+</sup> 20.1.71.  
 Co(NH<sub>3</sub>)<sub>5</sub>[4-(NO<sub>2</sub>)benz]<sup>2+</sup> 20.1.72.  
 Co(NH<sub>3</sub>)<sub>5</sub>[OC(O)CH<sub>3</sub>]<sup>2+</sup> 20.1.73.  
 Co(NH<sub>3</sub>)<sub>5</sub>[OC(O)H]<sup>2+</sup> 4.14.24, 14.10.16, 20.1.74.  
 Co<sup>III</sup>(NH<sub>3</sub>)<sub>5</sub>(μ-O<sub>2</sub>)Co<sup>III</sup>(NH<sub>3</sub>)<sub>5</sub><sup>5+</sup> 20.1.75.  
 Co<sup>III</sup>(NH<sub>3</sub>)<sub>4</sub>(μ-O<sub>2</sub>,NH<sub>2</sub>)Co<sup>III</sup>(NH<sub>3</sub>)<sub>4</sub><sup>4+</sup> 20.1.76.  
 Co(NH<sub>3</sub>)<sub>5</sub>(py)<sup>3+</sup> 20.1.77.  
 Co(NH<sub>3</sub>)<sub>5</sub>(SO<sub>4</sub>)<sup>+</sup> 14.4.7.  
 Co(NH<sub>3</sub>)<sub>5</sub>(vio)<sup>3+</sup> 20.1.78.  
 Co(NO<sub>2</sub>)<sub>6</sub><sup>3-</sup> 20.1.79.  
 Co[4-(NO<sub>2</sub>)bpy]<sub>3</sub><sup>3+</sup> 19.12.2, 20.1.80.  
 Co(phen)<sup>3+</sup> 19.11.11, 19.17.19, 19.58.22, 20.1.81.  
 Co(phen)<sub>3</sub><sup>2+</sup> 1.1.3, 11.6.4, 19.11.12, 19.17.20, 19.58.23, 20.1.82, 29.11.3.  
 Co(phen)<sub>3</sub><sup>3+</sup> 1.1.4, 8.1.2, 11.6.5, 14.4.8, 20.1.83, 20.2.5, 29.11.4.  
 Co<sup>III</sup>(phen)<sub>2</sub>(μ-O<sub>2</sub>,NH<sub>2</sub>)Co<sup>III</sup>(phen)<sub>2</sub><sup>4+</sup> 20.1.84.  
 Co(sar)<sup>3+</sup> 19.14.18, 20.1.85.  
 Co(sep)<sup>3+</sup> 19.1.4, 19.11.13, 19.14.19, 19.15.1, 19.16.1, 19.17.21, 19.18.2, 19.19.3, 19.58.24, 20.1.86, 29.21.2.  
 CoSiW<sub>11</sub>O<sub>39</sub>H<sub>2</sub>O<sup>6-</sup> 20.1.87.



- Co(terpy)<sub>2</sub><sup>+</sup> 20.1.88.  
 Co(terpy)<sub>2</sub><sup>2+</sup> 1.1.5, 11.6.6, 20.1.89, 29.11.5.  
 Co(terpy)<sub>2</sub><sup>3+</sup> 1.1.6, 8.1.3, 11.6.7, 29.11.6.  
 cis-Co(tfac)<sub>3</sub> 20.1.90.  
 trans-Co(tfac)<sub>3</sub> 20.1.91.  
 Cr<sup>3+</sup> 3.1.1, 19.1.5, 19.11.14, 19.14.20, 19.17.22,  
 19.18.3, 19.19.4, 19.30.8, 19.58.25, 20.1.92,  
 28.1.9.  
 Cr(acac)<sub>3</sub> 5.2.2, 5.3.1, 19.30.9, 19.58.26, 19.60.8,  
 20.1.93.  
 Cr(bpy)<sub>3</sub><sup>3+</sup> 4.14.25, 20.1.94.  
 cis-Cr(bzac)<sub>3</sub> 5.3.2, 20.1.95.  
 trans-Cr(bzac)<sub>3</sub> 5.3.3, 20.1.96.  
 Cr(5-Brphen)<sub>3</sub><sup>3+</sup> 4.1.1.  
 Cr(CN)<sub>6</sub><sup>3-</sup> 4.9.1, 4.14.26, 4.16.3, 4.17.1, 7.1.2, 7.3.2,  
 9.3.2, 9.4.1, 14.4.9, 16.3.3, 18.10.1, 19.30.10,  
 19.58.27, 19.60.9, 20.1.97, 24.4.3, 24.17.2,  
 29.30.2.  
 Cr(CO)<sub>6</sub> 28.1.10.  
 Cr(C<sub>2</sub>O<sub>4</sub>)<sub>3</sub><sup>3-</sup> 19.30.11, 19.58.28, 19.60.10, 20.1.98.  
 trans-Cr(cyclam)(CN)<sub>2</sub><sup>+</sup> 19.30.12, 20.1.99.  
 Cr(5-Clphen)<sub>3</sub><sup>3+</sup> 4.3.1.  
 Cr(dbm)<sub>3</sub> 5.3.4.  
 trans-Cr(diethylenetriamine)<sub>2</sub><sup>3+</sup> 19.30.13.  
 Cr(en)<sub>3</sub><sup>3+</sup> 19.30.14, 20.1.100.  
 trans-Cr(en)<sub>2</sub>Br<sub>2</sub><sup>+</sup> 19.30.15.  
 cis-Cr(en)<sub>2</sub>Cl<sub>2</sub><sup>+</sup> 19.30.16, 20.1.101.  
 trans-Cr(en)<sub>2</sub>Cl<sub>2</sub><sup>+</sup> 19.30.17, 19.60.11, 20.1.102.  
 trans-Cr(en)<sub>2</sub>F<sub>2</sub><sup>+</sup> 19.30.18, 19.60.12.  
 cis-Cr(en)<sub>2</sub>(NCS)<sub>2</sub><sup>+</sup> 19.30.19.  
 trans-Cr(en)<sub>2</sub>(NCS)<sub>2</sub><sup>+</sup> 19.30.20, 19.60.13.  
 cis-Cr(en)<sub>2</sub>(NCS)Cl<sup>+</sup> 19.30.21.  
 trans-Cr(en)<sub>2</sub>(NCS)Cl<sup>+</sup> 19.30.22, 19.60.14.  
 trans-Cr(en)<sub>2</sub>(ONO)Cl<sup>+</sup> 19.30.23, 19.60.15.  
 Cr(tfac)<sub>3</sub> 5.3.5.  
 Cr(hfac)(tfbzac)<sub>2</sub> 5.3.6.  
 Cr(4,4'-Me<sub>2</sub>bpy)<sub>3</sub><sup>3+</sup> 4.4.1.  
 Cr(3,4,7,8-Me<sub>4</sub>phen)<sub>3</sub><sup>3+</sup> 4.5.1.  
 Cr(4,7-Me<sub>2</sub>phen)<sub>3</sub><sup>3+</sup> 4.6.1.  
 Cr(5-Mephen)<sub>3</sub><sup>3+</sup> 4.7.1.  
 Cr(5,6-Me<sub>2</sub>phen)<sub>3</sub><sup>3+</sup> 4.8.1.  
 Cr(NH<sub>3</sub>)<sub>6</sub><sup>3+</sup> 19.30.24, 20.1.103.  
 Cr(NH<sub>3</sub>)<sub>5</sub>Br<sup>2+</sup> 19.30.25, 20.1.104.  
 Cr(NH<sub>3</sub>)<sub>5</sub>(CN)<sup>2+</sup> 19.30.26, 20.1.105.  
 Cr(NH<sub>3</sub>)<sub>5</sub>Cl<sup>2+</sup> 19.30.27, 20.1.106.  
 Cr(NH<sub>3</sub>)<sub>5</sub>(H<sub>2</sub>O)<sup>3+</sup> 19.30.28, 20.1.107.  
 Cr(NH<sub>3</sub>)<sub>5</sub>(N<sub>3</sub>)<sup>2+</sup> 19.30.29, 20.1.108.  
 trans-Cr(NH<sub>3</sub>)<sub>2</sub>(NCS)<sub>4</sub><sup>-</sup> 19.30.30, 19.60.16.  
 Cr(NH<sub>3</sub>)<sub>5</sub>(NCS)<sup>2+</sup> 19.30.31, 20.1.109.  
 Cr<sub>2</sub>O<sub>7</sub><sup>2-</sup> 28.1.11.  
 Cr(pdo)<sub>3</sub> 5.3.7.  
 Cr(4,4'-Ph<sub>2</sub>bpy)<sub>3</sub><sup>3+</sup> 4.11.1.  
 Cr(phen)<sub>3</sub><sup>3+</sup> 4.18.23.  
 Cr(4,7-Ph<sub>2</sub>phen)<sub>3</sub><sup>3+</sup> 4.12.1.  
 Cr(5-Phphen)<sub>3</sub><sup>3+</sup> 4.13.1.  
 Cr[trans-(R)-cyclohexanediamine]<sub>3</sub><sup>3+</sup> 19.30.32.  
 Cr(tfac)<sub>3</sub> 5.3.8.  
 cis-Cr(tfac)<sub>3</sub> 20.1.110.  
 trans-Cr(tfac)<sub>3</sub> 20.1.111.  
 Cr(tfbzac)<sub>3</sub> 5.3.9.  
 Cr(tta)<sub>3</sub> 5.3.10.  
 Cu<sup>2+</sup> 3.1.2, 14.2.2, 14.4.10, 19.1.6, 19.11.15,  
 19.14.21, 19.15.2, 19.17.23, 19.18.4, 19.19.5,  
 19.22.1, 19.23.1, 19.24.4, 19.30.33, 19.31.1,  
 19.32.1, 19.58.29, 19.60.17, 19.63.1, 20.1.112,  
 28.1.12, 29.15.3, 29.24.3.  
 Cu(acac)<sub>2</sub> 19.30.34, 19.58.30, 19.60.18, 20.1.113.  
 Cu<sup>II</sup>-Acetic acid 20.1.114.  
 Cu<sup>II</sup>-azurin 4.18.24, 20.1.115.  
 Cu<sup>I</sup>-azurin 20.1.116.  
 CuCl<sup>+</sup> 19.15.3, 19.17.24, 19.58.31, 20.1.117.  
 CuCl<sub>2</sub> 19.15.4, 19.17.25, 19.58.32, 20.1.118.  
 Cu(EDTA)<sup>2-</sup> 24.7.2.  
 Cu<sup>II</sup>-EDTA 16.1.2.  
 Cu<sup>II</sup>-Formic acid 20.1.119.  
 Cu(H<sub>2</sub>O)<sub>n</sub><sup>2+</sup> 19.15.5, 19.17.26, 19.58.33, 20.1.120.  
 Cu<sup>II</sup>-plastocyanin 4.18.25, 20.1.121.  
 Cu<sup>I</sup>-plastocyanin 20.1.122.  
 Cu<sup>II</sup>-stellacyanin 4.18.26, 20.1.123.  
 Cu<sup>I</sup>-stellacyanin 20.1.124.  
 Dy(acac)<sub>3</sub> 24.15.1.  
 Er<sup>3+</sup> 24.4.4, 28.1.13.  
 Er(acac)<sub>3</sub> 24.15.2.  
 Eu<sup>2+</sup> 9.2.4, 14.1.2, 19.11.16, 19.14.22, 19.17.27,  
 19.58.34, 20.1.125.  
 Eu<sup>3+</sup> 3.1.3, 11.11.1, 16.1.3, 19.1.7, 19.11.17,  
 19.14.23, 19.17.28, 19.18.5, 19.19.6, 19.58.35,  
 20.1.126, 24.4.5, 28.1.14, 29.23.1, 29.24.4.  
 Eu(acac)<sub>3</sub> 24.15.3.  
 Eu<sup>III</sup>-Aspartic acid 24.1.1.  
 Eu(benzo-15-crown-5)<sup>3+</sup> 29.24.5.  
 Eu<sup>III</sup>-Citric acid 24.2.1.  
 Eu(crypt)<sup>2+</sup> 19.13.1, 19.42.1, 19.44.1, 19.47.1,  
 19.48.1, 19.50.1, 20.1.127.  
 Eu(crypt)<sup>3+</sup> 19.13.2, 19.15.6, 19.19.7, 19.36.1,  
 19.38.1, 19.39.1, 19.44.2, 20.1.128.  
 Eu<sup>III</sup>(Dipicolinic acid)<sub>3</sub> 24.6.1.  
 Eu<sup>III</sup>-Dipicolinic acid 24.5.1.  
 Eu<sup>III</sup>-Hemimellitic acid 24.8.1.  
 Eu<sup>III</sup>-Malic acid 24.9.1.  
 Eu<sup>III</sup>-L-Malic acid 24.10.1.  
 Eu<sup>III</sup>-Phthalic acid 24.11.1.  
 Eu<sup>III</sup>-Picolinic acid 24.12.1.  
 Eu<sup>III</sup>-Pyromellitic acid 24.13.1.  
 Eu(thd)<sub>3</sub> 24.20.1.  
 Eu<sup>III</sup>-Trimellitic acid 24.14.1.  
 Fe<sup>2+</sup> 4.3.2, 4.4.2, 4.5.2, 4.6.2, 4.7.2, 4.11.2, 4.12.2,  
 4.14.27, 4.18.27, 18.13.1, 19.24.5, 19.65.2,  
 20.1.129, 28.1.15.  
 Fe<sup>3+</sup> 3.1.4, 9.2.5, 10.1.1, 10.2.1, 14.1.3, 14.4.11,  
 14.10.17, 15.6.2, 19.1.8, 19.11.18, 19.12.3,  
 19.14.24, 19.15.7, 19.16.2, 19.17.29, 19.18.6,  
 19.19.8, 19.22.2, 19.24.6, 19.58.36, 19.66.4,  
 19.67.4, 19.68.1, 20.1.130, 20.2.6, 25.1.1, 28.1.16,  
 29.15.4, 29.17.2.  
 Fe(bpy)<sub>3</sub><sup>2+</sup> 14.1.4, 20.1.131.  
 Fe(bpy)(CN)<sub>4</sub><sup>-</sup> 1.1.7.  
 Fe(hpy)(CN)<sub>4</sub><sup>2-</sup> 1.1.8.

- cis*-Fe(bpy)<sub>2</sub>(CN)<sub>2</sub><sup>+</sup> 1.1.9.  
 Fe(C<sub>5</sub>H<sub>5</sub>)<sub>2</sub> 1.1.10, 4.14.28, 8.3.1, 20.1.132, 28.1.17.  
 Fe(C<sub>5</sub>H<sub>5</sub>)<sub>2</sub><sup>+</sup> 29.11.7.  
 Fe(C<sub>5</sub>H<sub>5</sub>)[C<sub>5</sub>H<sub>4</sub>C(O)CH<sub>3</sub>] 20.1.133, 28.1.18.  
 Fe(C<sub>5</sub>H<sub>5</sub>)[C<sub>5</sub>H<sub>4</sub>C(O)C<sub>6</sub>H<sub>5</sub>] 20.1.134, 28.1.19.  
 Fe(C<sub>5</sub>H<sub>5</sub>)(C<sub>5</sub>H<sub>4</sub>COOH) 4.14.29.  
 Fe[C<sub>5</sub>H<sub>4</sub>C(O)CH<sub>3</sub>]<sub>2</sub> 28.1.20.  
 Fe(CN)<sub>6</sub><sup>3-</sup> 1.1.11, 4.14.30, 14.4.12, 16.1.4, 19.24.7,  
 19.30.35, 19.58.37, 19.60.19, 19.66.5, 19.67.5,  
 20.1.135, 28.1.21, 29.11.8, 29.30.3.  
 Fe(CN)<sub>6</sub><sup>4-</sup> 4.14.31, 7.1.3, 7.3.3, 14.1.5, 14.4.13,  
 19.21.1, 19.24.8, 19.30.36, 19.58.38, 19.60.20,  
 19.65.3, 20.1.136, 20.2.7, 24.4.6, 24.17.3, 28.1.22,  
 29.30.4.  
 Fe(CN)<sub>5</sub>(CO)<sup>3-</sup> 20.1.137.  
 Fe(CN)<sub>5</sub>(DMSO)<sup>3-</sup> 20.1.138.  
 Fe(CN)<sub>5</sub>(imidazole)<sup>3-</sup> 20.1.139.  
 Fe(CN)<sub>5</sub>(*N*-methylpyrazinium)<sup>2-</sup> 20.1.140.  
 Fe(CN)<sub>5</sub>(NO)<sup>2-</sup> 20.1.141.  
 Fe(CN)<sub>5</sub>(py)<sup>3-</sup> 20.1.142.  
 Fe(CN)<sub>5</sub>(pyrazinecarboxylato)<sup>4-</sup> 20.1.143.  
 Fe(CO)<sub>5</sub> 28.1.23.  
 Fe(C<sub>2</sub>O<sub>4</sub>)<sub>2</sub><sup>-</sup> 20.1.144.  
 Fe<sup>III</sup>(cytochrome c) 14.4.14, 14.10.18, 19.58.39,  
 20.1.145.  
 Fe<sup>III</sup>(cytochrome c)-(histidine-33)Ru<sup>III</sup>(NH<sub>3</sub>)<sub>5</sub>  
 20.1.146.  
 Fe<sup>III</sup>-EDTA 16.1.5.  
 Fe(NTA) 20.1.147.  
 Fe(OH)<sup>2+</sup> 9.3.3.  
 Fe(phen)<sub>3</sub><sup>2+</sup> 14.1.6, 20.1.148.  
*cis*-Fe(phen)<sub>2</sub>(CN)<sub>2</sub><sup>+</sup> 1.1.12.  
 Ga<sup>3+</sup> 28.1.24.  
 Gd<sup>3+</sup> 24.4.7, 28.1.25.  
 Ge(CH<sub>3</sub>)<sub>4</sub> 28.1.26.  
 Ge(C<sub>2</sub>H<sub>5</sub>)<sub>4</sub> 28.1.27.  
 H 29.19.3.  
 H<sub>2</sub>O 4.14.32, 13.1.1, 19.35.1.  
 Hg<sup>2+</sup> 4.18.28, 19.11.19, 19.14.25, 19.17.30, 19.18.7,  
 19.19.9, 19.58.40, 20.1.149, 28.1.28.  
 Hg<sub>2</sub><sup>2+</sup> 28.1.29.  
 HgCl<sub>2</sub> 14.5.1, 14.10.19, 14.12.1, 14.15.1, 14.16.1,  
 14.18.2, 19.1.9, 19.11.20, 19.14.26, 19.15.8,  
 19.17.31, 19.18.8, 19.19.10, 19.21.2, 19.58.41,  
 20.1.150.  
 HgCl<sub>3</sub><sup>-</sup> 19.1.10, 19.11.21, 19.14.27, 19.15.9,  
 19.17.32, 19.18.9, 19.19.11, 19.58.42, 20.1.151.  
 HgCl<sub>4</sub><sup>2-</sup> 19.1.11, 19.11.22, 19.14.28, 19.17.33,  
 19.18.10, 19.19.12, 19.58.43, 20.1.152.  
 Ho<sup>3+</sup> 24.4.8, 28.1.30.  
 Ho(acac)<sub>3</sub> 24.15.4.  
 I<sup>-</sup> 4.3.3, 4.4.3, 4.5.3, 4.6.3, 4.11.3, 4.12.3, 4.14.33,  
 4.16.4, 4.18.29, 19.24.9, 19.30.37, 19.58.44,  
 19.60.21, 20.1.153, 28.1.31.  
 ICN 4.2.1.  
 IO<sub>3</sub><sup>-</sup> 16.1.6.  
 In<sup>3+</sup> 20.1.154, 28.1.32.  
 IrCl<sub>6</sub><sup>3-</sup> 20.1.155.  
 La<sup>3+</sup> 24.4.9.  
 Mg(OEP) 11.4.1.  
 Mn<sup>2+</sup> 28.1.33.  
 Mn(CN)<sub>6</sub><sup>3-</sup> 29.30.5.  
 Mn<sub>2</sub>(CO)<sub>10</sub> 28.1.34.  
 MnO<sub>4</sub><sup>-</sup> 28.1.35.  
 Mn(TMePyP)<sup>5+</sup> 20.1.156.  
 Mo<sup>VI</sup> 28.1.36.  
 Mo(CN)<sub>6</sub><sup>4-</sup> 4.14.34, 14.4.15, 20.1.157.  
 Mo(CO)<sub>6</sub> 28.1.37.  
 N<sub>2</sub>H<sub>4</sub> 28.1.38.  
 NO<sub>2</sub><sup>-</sup> 16.1.7.  
 NO<sub>3</sub><sup>-</sup> 19.58.45, 20.1.158.  
 Nd<sup>3+</sup> 6.1.1, 7.1.4, 23.1.1, 24.4.10, 28.1.39.  
 Nd(acac)<sub>3</sub> 24.15.5.  
 Nd(H<sub>2</sub>O)<sub>n</sub><sup>3+</sup> 6.2.1, 6.3.1, 6.4.1, 23.2.1, 23.3.1,  
 24.16.1.  
 Ni<sup>2+</sup> 9.2.6, 9.3.4, 19.30.38, 19.58.46, 19.60.22,  
 20.1.159, 28.1.40, 29.24.6.  
 Ni(acac)<sub>2</sub> 19.30.39, 19.58.47, 19.60.23, 20.1.160.  
 Ni(13-At)<sup>+</sup> 4.14.35.  
 Ni(CN)<sub>4</sub><sup>2-</sup> 4.14.36, 14.4.16, 16.1.8, 20.1.161.  
 Ni(CO)<sub>4</sub> 28.1.41.  
 NiCl<sub>4</sub><sup>2-</sup> 19.30.40, 19.60.24.  
 Ni(etio porphyrin I) 11.6.8, 15.1.2, 15.5.1.  
 Ni(gly)<sub>2</sub> 4.16.5.  
 Ni(Me<sub>6</sub>cyclam)<sup>2+</sup> 4.14.37.  
 Ni[S<sub>2</sub>C<sub>2</sub>(C<sub>6</sub>H<sub>5</sub>)<sub>2</sub>]<sub>2</sub> 20.1.162.  
 Ni[S<sub>2</sub>C<sub>2</sub>(C<sub>6</sub>H<sub>5</sub>)<sub>2</sub>]<sub>2</sub><sup>-</sup> 20.1.163.  
 Ni[S<sub>2</sub>C<sub>2</sub>(CN)<sub>2</sub>]<sub>2</sub><sup>2-</sup> 20.1.164.  
 Ni(TPP) 15.1.3.  
 O<sub>2</sub> 2.1.1, 4.1.2, 4.2.2, 4.3.4, 4.4.4, 4.5.4, 4.6.4, 4.7.3,  
 4.11.4, 4.12.4, 4.14.38, 4.18.30, 5.5.1, 9.2.7, 9.5.1,  
 14.4.17, 14.6.1, 14.10.20, 14.13.1, 14.14.1, 15.2.1,  
 16.1.9, 16.2.2, 19.1.12, 19.11.23, 19.14.29,  
 19.15.10, 19.16.3, 19.17.34, 19.18.11, 19.19.13,  
 19.20.1, 19.21.3, 19.22.3, 19.26.1, 19.30.41,  
 19.49.1, 19.58.48, 19.59.1, 19.60.25, 19.61.1,  
 19.62.1, 19.63.2, 19.64.1, 20.1.165, 29.6.1,  
 29.12.1, 29.15.5, 29.21.3, 29.24.7, 29.28.1.  
 O<sub>3</sub> 6.1.2, 24.4.11.  
 OD<sup>-</sup> 18.1.1.  
 OH 29.19.4.  
 OH<sup>-</sup> 4.9.2, 4.10.1, 4.14.39, 4.16.6, 18.2.1, 18.3.1,  
 18.4.1, 18.5.2, 18.6.1, 18.9.1, 18.10.2.  
 Os(bpy)<sub>3</sub><sup>2+</sup> 4.14.40, 4.18.31, 19.11.24, 19.17.35,  
 20.1.166.  
 Os(bpy)<sub>3</sub><sup>3+</sup> 4.14.41, 20.1.167.  
 Os(C<sub>5</sub>H<sub>5</sub>)<sub>2</sub> 28.1.42.  
 Os(C<sub>5</sub>H<sub>5</sub>)[C<sub>5</sub>H<sub>4</sub>C(O)CH<sub>3</sub>] 20.1.168.  
 Os(CN)<sub>6</sub><sup>4-</sup> 7.3.4, 20.1.169.  
*trans*-Os(en)<sub>2</sub>Cl<sub>2</sub><sup>+</sup> 20.1.170.  
*cis*-Os(en)<sub>2</sub>H<sub>2</sub><sup>2+</sup> 20.1.171.  
*trans*-Os(en)<sub>2</sub>O<sub>2</sub><sup>2+</sup> 20.1.172.  
 Os(NH<sub>3</sub>)<sub>6</sub><sup>3+</sup> 19.11.25, 19.15.11, 19.17.36, 19.19.14,  
 20.1.173.  
 Os(NH<sub>3</sub>)<sub>5</sub>Cl<sup>2+</sup> 19.11.26, 19.15.12, 19.17.37, 20.1.174.  
 Os(NH<sub>3</sub>)<sub>5</sub>(H<sub>2</sub>O)<sup>3+</sup> 19.11.27, 19.15.13, 19.16.4,  
 19.17.38, 19.19.15, 20.1.175.  
 Os(NH<sub>3</sub>)<sub>5</sub><sup>1+</sup> 19.11.20, 19.15.14, 19.16.5, 19.19.10,

- 20.1.176.  
 Os(NH<sub>3</sub>)<sub>5</sub>(N<sub>2</sub>)<sup>2+</sup> 19.11.29, 19.17.39, 20.1.177.  
 PW<sub>12</sub>O<sub>40</sub><sup>3-</sup> 12.1.1.  
 Pb<sup>2+</sup> 28.1.43.  
 Pb(CH<sub>3</sub>)<sub>4</sub> 28.1.44.  
 Pb(C<sub>2</sub>H<sub>5</sub>)<sub>4</sub> 28.1.45.  
 Pb(CH<sub>3</sub>)(C<sub>2</sub>H<sub>5</sub>)<sub>3</sub> 28.1.46.  
 Pb(CH<sub>3</sub>)<sub>2</sub>(C<sub>2</sub>H<sub>5</sub>)<sub>2</sub> 28.1.47.  
 Pb(CH<sub>3</sub>)<sub>3</sub>(C<sub>2</sub>H<sub>5</sub>) 28.1.48.  
 Pd(CN)<sub>4</sub><sup>2-</sup> 20.1.178.  
 Pd(etio porphyrin I) 11.6.9.  
 Pr<sup>3+</sup> 7.1.5, 24.4.12, 28.1.49.  
 Pr(acac)<sub>3</sub> 24.15.6.  
 PtBr<sub>4</sub><sup>2-</sup> 4.14.42, 14.4.18, 20.1.179.  
 PtBr<sub>6</sub><sup>2-</sup> 4.14.43, 14.4.19, 20.1.180.  
 Pt(CN)<sub>4</sub><sup>2-</sup> 4.14.44, 9.2.8, 20.1.181, 24.4.13, 28.1.50.  
 Pt(C<sub>2</sub>O<sub>4</sub>)<sub>2</sub><sup>2-</sup> 4.14.45, 9.2.9, 14.4.20, 20.1.182, 28.1.51.  
 PtCl<sub>4</sub><sup>2-</sup> 4.14.46, 14.4.21, 19.30.42, 19.58.49, 19.60.26, 20.1.183, 24.4.14.  
 PtCl<sub>6</sub><sup>2-</sup> 4.14.47, 14.4.22, 19.58.50, 20.1.184.  
 Pt(en)<sub>2</sub><sup>2+</sup> 4.14.48, 9.2.10, 28.1.52.  
 PtF<sub>6</sub><sup>2-</sup> 4.14.49, 14.4.23, 20.1.185.  
 Pt(NH<sub>3</sub>)<sub>4</sub><sup>2+</sup> 4.14.50, 9.2.11, 24.4.15, 28.1.53.  
 Pt(NH<sub>3</sub>)<sub>4</sub>Br<sub>2</sub><sup>2+</sup> 9.2.12, 14.4.24, 20.1.186.  
 Pt(NH<sub>3</sub>)<sub>5</sub>Br<sup>3+</sup> 9.2.13, 14.4.25, 20.1.187.  
 Pt(NH<sub>3</sub>)Cl<sub>3</sub><sup>-</sup> 24.4.16.  
*cis*-Pt(NH<sub>3</sub>)<sub>2</sub>Cl<sub>2</sub> 24.4.17.  
*trans*-Pt(NH<sub>3</sub>)<sub>2</sub>Cl<sub>2</sub> 24.4.18.  
 Pt(NH<sub>3</sub>)<sub>3</sub>Cl<sup>+</sup> 24.4.19.  
 Pt(NH<sub>3</sub>)<sub>4</sub>Cl<sub>2</sub><sup>2+</sup> 9.2.14, 14.4.26, 20.1.188.  
 Pt(NH<sub>3</sub>)<sub>5</sub>Cl<sup>3+</sup> 9.2.15, 14.4.27, 20.1.189.  
 Pt(NO<sub>2</sub>)<sub>4</sub><sup>2-</sup> 4.14.51, 9.2.16, 28.1.54.  
 Pt[S<sub>2</sub>C<sub>2</sub>(C<sub>6</sub>H<sub>5</sub>)<sub>2</sub>]<sub>2</sub> 20.1.190.  
 Pt[S<sub>2</sub>C<sub>2</sub>(CN)<sub>2</sub>]<sub>2</sub><sup>2-</sup> 20.1.191.  
 Pt(SCN)<sub>4</sub><sup>2-</sup> 4.14.52, 14.4.28, 20.1.192.  
 Pt(SCN)<sub>6</sub><sup>2-</sup> 4.14.53, 14.4.29, 20.1.193.  
 Rh(bpy)<sub>3</sub><sup>3+</sup> 16.2.3, 19.11.30, 19.14.30, 19.17.40, 19.18.12, 19.58.51, 20.1.194.  
*cis*-Rh(bpy)<sub>2</sub>(H<sub>2</sub>O)<sub>2</sub><sup>3+</sup> 19.11.31, 19.14.31, 19.17.41, 19.58.52, 20.1.195.  
*cis*-Rh(bpy)<sub>2</sub>(H<sub>2</sub>O)Cl<sup>2+</sup> 20.1.196.  
*cis*-Rh(bpy)<sub>2</sub>(H<sub>2</sub>O)(OH)<sup>2+</sup> 20.1.197.  
*cis*-Rh(bpy)<sub>2</sub>(OH)<sub>2</sub><sup>+</sup> 19.11.32, 19.14.32, 19.17.42, 19.58.53, 20.1.198.  
*cis*-Rh(bpy)<sub>2</sub>(OH)Cl<sup>+</sup> 20.1.199.  
 Rh(5-Brphen)<sub>3</sub><sup>3+</sup> 20.1.200.  
 Rh(5-Clphen)<sub>3</sub><sup>3+</sup> 20.1.201.  
 Rh(4,4'-Me<sub>2</sub>bpy)<sub>3</sub><sup>3+</sup> 19.11.33, 19.17.43, 19.18.13, 19.58.54, 20.1.202.  
 Rh(4,7-Me<sub>2</sub>phen)<sub>3</sub><sup>3+</sup> 20.1.203.  
 Rh(5-Mephen)<sub>3</sub><sup>3+</sup> 19.11.34, 19.17.44, 19.18.14, 19.58.55, 20.1.204.  
 Rh(5,6-Me<sub>2</sub>phen)<sub>3</sub><sup>3+</sup> 19.17.45, 19.18.15, 19.58.56, 20.1.205.  
 Rh(NH<sub>3</sub>)<sub>5</sub>Cl<sup>2+</sup> 4.18.32.  
 Rh(phen)<sub>3</sub><sup>3+</sup> 19.11.35, 19.14.33, 19.17.46, 19.58.57, 20.1.206.  
 Rh(5-Phphen)<sub>3</sub><sup>3+</sup> 20.1.207.  
 Ru(acac)<sub>3</sub> 20.1.208.  
 Ru(2,2'-biquinoline)<sub>3</sub><sup>2+</sup> 19.50.2, 19.51.1.  
 Ru(bpy)<sub>3</sub><sup>2+</sup> 4.14.54, 4.18.33, 16.2.4, 20.1.209, 28.1.55.  
 Ru(bpy)<sub>3</sub><sup>3+</sup> 4.14.55, 20.1.210.  
 Ru(C<sub>6</sub>H<sub>5</sub>)<sub>2</sub> 20.1.211, 28.1.56.  
 Ru(C<sub>6</sub>H<sub>5</sub>)[C<sub>5</sub>H<sub>4</sub>CH(OH)C<sub>6</sub>H<sub>5</sub>] 28.1.57.  
 Ru(C<sub>6</sub>H<sub>5</sub>)[C<sub>5</sub>H<sub>4</sub>C(O)C<sub>6</sub>H<sub>5</sub>] 28.1.58.  
 Ru[C<sub>5</sub>H<sub>4</sub>C(O)CH<sub>3</sub>]<sub>2</sub> 20.1.212.  
 Ru[C<sub>5</sub>H<sub>4</sub>C(O)C<sub>6</sub>H<sub>5</sub>]<sub>2</sub> 28.1.59.  
 Ru(CN)<sub>6</sub><sup>4-</sup> 4.14.56, 7.1.6, 7.3.5, 14.4.30, 24.4.20, 24.17.4.  
 Ru(C<sub>2</sub>O<sub>4</sub>)<sub>2</sub>(H<sub>2</sub>O)<sub>2</sub><sup>-</sup> 20.1.213.  
 Ru(5-Clphen)<sub>3</sub><sup>2+</sup> 4.14.57, 4.18.34.  
 Ru(EDTA)<sup>-</sup> 20.1.214.  
 Ru(H<sub>2</sub>O)Cl<sub>5</sub><sup>2-</sup> 20.1.215.  
 Ru(4,4'-Me<sub>2</sub>bpy)<sub>3</sub><sup>2+</sup> 4.14.58.  
 Ru(Me<sub>2</sub>dibenzolH<sub>2</sub>phen)<sub>3</sub><sup>2+</sup> 19.41.1, 19.42.2.  
 Ru(3,4,7,8-Me<sub>4</sub>phen)<sub>3</sub><sup>2+</sup> 4.14.59.  
 Ru(4,7-Me<sub>2</sub>phen)<sub>3</sub><sup>2+</sup> 4.14.60, 4.18.35.  
 Ru(4,7-Me<sub>2</sub>phen)<sub>3</sub><sup>3+</sup> 19.17.47.  
 Ru(5-Mephen)<sub>3</sub><sup>3+</sup> 4.14.61.  
 Ru(NH<sub>3</sub>)<sub>6</sub><sup>2+</sup> 14.1.7, 20.1.216.  
 Ru(NH<sub>3</sub>)<sub>6</sub><sup>3+</sup> 4.14.62, 4.18.36, 14.4.31, 19.66.6, 19.67.6, 20.1.217.  
 Ru(NH<sub>3</sub>)<sub>5</sub>Cl<sup>2+</sup> 20.1.218.  
 Ru(NH<sub>3</sub>)<sub>5</sub>(histidine)<sup>3+</sup> 20.1.219.  
 Ru[5-(NO<sub>2</sub>)phen]<sub>3</sub><sup>2+</sup> 4.14.63, 4.18.37, 20.1.220.  
 Ru(phen)<sub>3</sub><sup>2+</sup> 4.14.64.  
 Ru(terpy)<sub>2</sub><sup>2+</sup> 14.1.8, 20.1.221.  
 Ru(TPTZ)<sub>2</sub><sup>2+</sup> 14.1.9, 20.1.222.  
 SCN<sup>-</sup> 28.1.60.  
 SO<sub>2</sub> 24.4.21.  
 SO<sub>3</sub><sup>2-</sup> 20.1.223.  
 S<sub>2</sub>O<sub>4</sub><sup>2-</sup> 20.1.224.  
 S<sub>2</sub>O<sub>8</sub><sup>2-</sup> 9.2.17, 15.6.3, 16.1.10, 16.2.5, 19.58.58, 20.1.225, 25.1.2, 25.2.1, 29.17.3, 29.19.5.  
 Si(CH<sub>3</sub>)<sub>4</sub> 28.1.61.  
 Si(C<sub>2</sub>H<sub>5</sub>)<sub>4</sub> 28.1.62.  
 Si(CH<sub>3</sub>)<sub>3</sub>[C(CH<sub>3</sub>)<sub>3</sub>] 28.1.63.  
 Si(CH<sub>3</sub>)<sub>3</sub>(C<sub>2</sub>H<sub>5</sub>) 28.1.64.  
 SiW<sub>12</sub>O<sub>40</sub><sup>4-</sup> 12.1.2.  
 Sm<sup>3+</sup> 20.1.226, 23.1.2, 24.3.1, 24.4.22, 28.1.65.  
 Sm(acac)<sub>3</sub> 24.15.7.  
 Sn<sup>IV</sup> 28.1.66.  
 Sn<sup>2+</sup> 28.1.67.  
 Sn(CH<sub>3</sub>)<sub>4</sub> 28.1.68.  
 Sn(C<sub>2</sub>H<sub>5</sub>)<sub>4</sub> 28.1.69.  
 Sn[CH(CH<sub>3</sub>)<sub>2</sub>]<sub>4</sub> 28.1.70.  
 Sn(CH<sub>3</sub>)<sub>3</sub>(C<sub>2</sub>H<sub>5</sub>) 28.1.71.  
 Sn(CH<sub>2</sub>CH<sub>2</sub>CH<sub>3</sub>)<sub>4</sub> 28.1.72.  
 Sn[CH(CH<sub>3</sub>)CH<sub>2</sub>CH<sub>3</sub>]<sub>4</sub> 28.1.73.  
 Sn(CH<sub>2</sub>CH<sub>2</sub>CH<sub>2</sub>CH<sub>3</sub>)<sub>4</sub> 28.1.74.  
 Sn(CH<sub>3</sub>)<sub>3</sub>(CH<sub>2</sub>CH<sub>2</sub>CH<sub>2</sub>CH<sub>3</sub>) 28.1.75.  
 Sr<sup>2+</sup> 28.1.76.  
 Tb<sup>3+</sup> 24.3.2.  
 Th<sup>IV</sup> 28.1.77.  
 Ti<sup>3+</sup> 19.11.36, 19.15.15, 19.17.48, 19.58.59, 20.1.227.  
 Ti<sup>+</sup> 20.1.228, 28.1.78.

Tl<sup>3+</sup> 3.1.5, 9.2.18, 20.1.229, 28.1.79.  
 Tl(OH)<sup>2+</sup> 9.3.5.  
 UO<sub>2</sub><sup>+</sup> 28.1.80.  
 UO<sub>2</sub><sup>2+</sup> 20.1.230, 28.1.81.  
 V<sup>V</sup> 28.1.82.  
 V(CO)<sub>6</sub> 28.1.83.  
 W<sup>VI</sup> 28.1.84.  
 W(CO)<sub>6</sub> 28.1.85.  
 Yb<sup>3+</sup> 28.1.86.  
 Yb(etioporphyrin I)<sup>+</sup> 15.1.4, 15.3.1, 29.13.1.  
 Zn(OEP) 29.9.1.  
 Zn(protoporphyrin) 29.12.2.  
 Zn(TPP) 29.24.8.  
 Zn(uroporphyrin I) 29.30.6.

#### 11.4. Index of Organic Quenchers

A locator *t.m.n* following a quencher name refers to table number *t*, excited state number *m*, and quencher number *n*.

The following abbreviations are used to designate parts of organic quenchers:

**bpy**<sup>2+</sup> 2,2'-Bipyridinium dication (in *N,N'*-disubstituted derivatives)  
**H-3-pyl** Pyridinium-3-yl cation radical  
**H-4-pyl** Pyridinium-4-yl cation radical  
**Me-2-pyl** *N*-Methylpyridinium-2-yl cation radical  
**Me-3-pyl** *N*-Methylpyridinium-3-yl cation radical  
**Me-4-pyl** *N*-Methylpyridinium-4-yl cation radical  
**phen**<sup>2+</sup> 1,10-Phenanthroline dication (in *N,N'*-disubstituted derivatives)  
**poly-2,4-ionene** Poly[(dimethylimino)-1,4-butanediyl(dimethylimino)-1,2-ethanediyl dication], Fig. 9  
**py**<sup>+</sup> Pyridinium cation (in *N*-substituted derivatives)  
**sydnone** 1,2,3-Oxadiazol-5-one, Fig. 18 (in mono- and disubstituted derivatives)  
**vio**<sup>+</sup> 4-(4-Pyridyl)pyridinium cation (in *N*-monosubstituted derivatives)  
**vio**<sup>2+</sup> 4,4'-Bipyridinium dication (in *N,N'*-disubstituted derivatives)  
**vioH**<sup>2+</sup> 4-(4-Pyridyl)pyridinium cation, protonated (in *N*-monosubstituted derivatives)

Acetate ion 21.1.1.  
 2-Acetonaphthone *see* 2-Acetylnaphthalene  
*cis*- $\alpha$ -Acetoxystilbene 21.1.2.  
 1-Acetylanthracene 7.1.7, 7.7.1.  
 2-Acetylanthracene 24.4.23.  
 2-Acetylnaphthalene 6.1.3, 24.4.24, 24.15.8.  
 4-Acetylphenol 21.1.3.  
*cis*- $\alpha$ -Acetylstilbene 21.1.4.  
 2-Acetylthiophene 28.1.87.  
 3-Acetylthiophene 28.1.88.  
 Acid Fuchsin 24.4.25, 24.19.1.  
 Acridine 7.1.8, 24.4.26.  
 Acridine Orange 24.19.2.

Acridine Yellow 24.19.3.  
 Acrylamide 29.8.1.  
 Allylacetate *see* Pent-4-enoic acid  
 2-Amino-2-methylpropane *see tert*-Butylamine  
 1-Aminonaphthalene 4.14.65, 7.1.9, 7.2.1, 7.4.1, 21.1.5, 24.4.27, 29.8.2.  
 2-Aminonaphthalene 4.14.66, 21.1.6, 28.1.89.  
 2-Aminophenol 29.8.3.  
 4-Aminophenol 21.1.7.  
*N*-(4-Aminophenyl)aniline 4.14.67, 19.2.1, 19.42.3, 19.51.2, 21.1.8.  
 Aniline 4.14.68, 7.1.10, 9.1.1, 17.2.1, 17.6.1, 19.24.10, 28.1.90.  
 Aniline Bright Red B 24.4.28.  
*p*-Anisidine *see* 4-Methoxyaniline  
 Anthracene 7.1.11, 7.2.2, 7.4.2, 7.5.1, 7.6.1, 7.7.2, 7.8.1, 7.9.1, 16.2.6, 17.1.1, 18.12.1, 21.1.9, 24.4.29, 27.1.1.  
 Anthracene-9-carboxylate ion 5.3.11, 21.1.10.  
 9,10-Anthraquinone 29.8.4.  
 9,10-Anthraquinone-2,6-disulfonate ion 19.30.43, 21.1.11, 29.20.1.  
 9,10-Anthraquinone-2-sulfonate ion 21.1.12.  
 9,10-Anthraquinone-2-sulfonate ion,  $\beta$ -CD complex 29.20.2.  
 Ascorbate ion 19.1.13, 19.11.37, 19.14.34, 19.15.16, 19.16.6, 19.18.16, 19.19.17, 19.58.60, 19.62.2, 21.1.13.  
 Ascorbic acid 28.1.91.  
 D-Asparagine 28.1.92.  
 Auramine 24.19.4.  
 Aurin 24.19.5.  
 Azulene 16.2.7, 18.12.2, 29.4.1.  
 Benzaldehyde 29.8.5.  
 Benzene 28.1.93.  
 Benzenediazonium cation 21.1.14, 29.23.2, 29.24.9.  
 1,4-Benzenedicarboxylic acid, dinitrile *see* 1,4-Dicyanobenzene  
 Benzenethiolate ion 21.1.15.  
 Benzidine *see* 4,4'-Diaminobiphenyl  
 Benzoate ion 21.1.16.  
 Benzoic acid 29.8.6.  
 Benzophenone 4.2.3, 18.11.1.  
 Benzophenone-2-diazonium cation 19.9.1.  
 1,4-Benzoquinone 1.1.13, 1.2.1, 1.3.1, 2.2.1, 4.19.1, 5.6.1, 8.4.1, 11.5.1, 11.6.10, 11.11.2, 15.8.1, 16.3.4, 18.11.2, 19.46.1, 19.52.1, 19.70.1, 21.1.17, 29.3.1, 29.8.7, 29.9.2, 29.11.9, 29.12.3, 29.23.3, 29.24.10.  
 2,1,3-Benzothiadiazole-4,7-dicarbonitrile (Fig. 4) *see* OrgQue6  
*N*-Benzyl-3-carbamyl-py<sup>+</sup> 9.6.1, 14.3.1, 14.10.21, 14.11.1, 29.30.7.  
 1-Benzyl-1,4-dihydronicotinamide 21.1.18.  
 Benzyltrimethylamine *see* *N,N*-Dimethylbenzylamine  
 Biacetyl 9.2.19, 9.3.6.  
 Biphenyl 16.2.8.  
 2,2'-Bipyridine, diprotonated *see* bpyH<sub>2</sub><sup>2+</sup>

- 4,4'-Bipyridine, diprotonated *see*  $\text{vioH}_2^{2+}$   
 2,2'-Bipyridine, monoprotonated *see*  $\text{bpyH}^+$   
 4,4'-Bipyridine, monoprotonated *see*  $\text{vioH}^+$   
 2,2'-Bipyridine *see* *bpy*  
 2,6-Bis(*tert*-butyl)-1,4-benzoquinone 21.1.19.  
 3,5-Bis(*tert*-butyl)-1,2-benzoquinone 21.1.20.  
*N,N'*-Bis(2-carboxylatoethyl)-(vio<sup>2+</sup>) zwitterion  
 21.1.21.  
 2,2-Bis(4-chlorophenyl)-1,1,1-trichloroethane *see*  
 DDT  
 1,4-Bis(*N,N*-dimethylamino)benzene 1.1.14, 4.12.5,  
 4.14.69, 14.8.1, 14.10.22, 14.11.2, 14.17.1,  
 14.18.3, 14.19.1, 16.2.9, 17.2.2, 17.6.2, 17.8.1,  
 18.12.3, 19.2.2, 19.42.4, 19.51.3, 21.1.22.  
 4,4'-Bis(*N,N*-dimethylamino)biphenyl 1.1.15, 4.12.6,  
 4.14.70, 9.1.2, 14.6.2, 14.8.2, 14.10.23, 14.11.3,  
 14.15.2, 14.16.2, 14.17.2, 14.18.4, 14.19.2,  
 16.2.10, 17.8.2, 19.71.1, 21.1.23.  
 1,2-Bis(H-3-pyl)ethane dication 21.1.24.  
 1,2-Bis(H-4-pyl)ethane dication 21.1.25.  
*N,N'*-Bis(2-hydroxyethyl)-vio<sup>2+</sup> 19.58.61, 19.66.7,  
 19.67.7, 21.1.26.  
*trans*-1,2-Bis(Me-2-pyl)ethene dication 21.1.28.  
*trans*-1,2-Bis(Me-3-pyl)ethene dication 21.1.29.  
*trans*-1,2-Bis(Me-4-pyl)ethene dication 21.1.27.  
*N,N*-Bis(4-methoxyphenyl)amine 17.8.3.  
 Bis(2-naphthyl)amine 24.4.30.  
 1,4-Bis(*N*-phenylamino)benzene 4.14.71, 9.1.3, 17.6.3,  
 19.2.3, 19.24.11, 19.42.5, 19.51.4, 21.1.31.  
 1,1'-Bis(phenylmethyl)-3,3'-dicarboxamide-1,1',4,4'-  
 tetrahydro-4,4'-bipyridine (Fig. 5) *see*  
 OrgQue7  
*N,N'*-Bis(poly-2,4-ionene)-(vio<sup>2+</sup>) polycation  
 19.30.44, 21.1.32.  
*N,N'*-Bis(2-propyl)-vio<sup>2+</sup> 21.1.33.  
 1,2-Bis(4-pyridyl)ethane 21.1.34.  
*trans*-1,2-Bis(4-pyridyl)ethene 21.1.35.  
*N,N'*-Bis(4-sulfonatobenzyl)-(vio<sup>2+</sup>) zwitterion  
 21.1.36.  
*N,N'*-Bis(2-sulfonatoethyl)-(vio<sup>2+</sup>) zwitterion 12.1.3,  
 16.2.11.  
*N,N'*-Bis(3-sulfonato-1-propyl)-(bpy<sup>2+</sup>) zwitterion  
 21.1.37.  
*N,N'*-Bis(3-sulfonato-1-propyl)-3,3'-dimethyl-(bpy<sup>2+</sup>)  
 zwitterion 21.1.38.  
*N,N'*-Bis(3-sulfonato-1-propyl)-2,2'-dimethyl-(vio<sup>2+</sup>)  
 zwitterion 21.1.39.  
*N,N'*-Bis(3-sulfonato-1-propyl)-2,2',6,6'-tetramethyl-  
 (vio<sup>2+</sup>) zwitterion 21.1.40.  
*N,N'*-Bis(1-sulfonato-2-propyl)-(vio<sup>2+</sup>) zwitterion  
 16.2.12.  
*N,N'*-Bis(3-sulfonato-1-propyl)-(vio<sup>2+</sup>) zwitterion  
 12.1.4, 21.1.41, 29.10.1, 29.16.1, 29.17.4.  
*bpy* 19.12.4, 21.1.42.  
 $\text{bpyH}^+$  19.14.35, 19.15.17, 19.17.49, 19.18.17,  
 19.19.18, 19.58.62.  
 $\text{bpyH}_2^{2+}$  19.11.38, 19.14.36, 19.18.18, 19.19.19,  
 19.58.63, 21.1.43.  
 4-Bromoaniline 17.6.4.  
 4-Bromobenzenediazonium cation 21.1.44, 29.23.4,  
 29.24.11.  
 4-Bromo-*N,N*-dimethylaniline 14.6.3, 14.8.3, 14.9.1,  
 14.15.3, 14.16.3.  
 Bromoform 28.1.94.  
 1-Bromo-2-nitrobenzene 11.12.1.  
 1-Bromo-4-nitrobenzene 16.3.5.  
 $\alpha$ -Bromo-4-nitrotoluene 19.46.2, 19.52.2, 29.4.2.  
 4-Bromophenol 21.1.45.  
 3-Bromopropanoic acid *see* 3-Bromopropionic acid  
 3-Bromopropionic acid 28.1.95.  
 2,3-Butanedione *see* Biacetyl  
 Butanethiol 28.1.96.  
*tert*-Butyl alcohol 28.1.97.  
*tert*-Butylamine 4.14.72, 9.1.4.  
 1-Butyl bromide 28.1.98.  
 2-Butyl bromide 28.1.99.  
 1-*tert*-Butyl-4-hydroxybenzene *see*  
 4-(*tert*-Butyl)phenol  
 Butyl iodide 18.11.3.  
 1-Butyl iodide 28.1.100.  
 4-(*tert*-Butyl)phenol 21.1.46.  
*N*-Butylphenothiazine 19.37.1.  
 Carbon tetrachloride 16.2.13, 29.4.3.  
 CDTA 28.1.101.  
 $\text{C}_8\text{H}_{17}\text{C}_6\text{H}_4(\text{OCH}_2\text{CH}_2)_x\text{OH}$  ( $x = 9$  or  $10$ ) *see* Triton  
 X-100  
*p*-Chloranil *see* Tetrachloro-1,4-benzoquinone  
 3-Chloroaniline 7.1.12.  
 4-Chlorobenzenediazonium cation 29.23.5, 29.24.12.  
 2-Chlorobenzoic acid, nitrile *see*  
 2-Chlorobenzonitrile  
 2-Chlorobenzonitrile 5.2.3.  
 4-Chloro-*N,N*-dimethylaniline 21.1.47.  
 Chloroform 16.2.14.  
 1-Chloronaphthalene 24.4.31.  
 1-Chloro-2-nitrobenzene 11.12.2.  
 1-Chloro-4-nitrobenzene 4.2.4, 5.3.12, 9.4.2, 16.3.6,  
 17.6.5, 18.11.4, 21.1.48, 29.4.4, 29.9.3.  
 4-Chlorophenol 21.1.49.  
 2-Chlorophenothiazine 14.8.4, 14.11.4, 14.18.5,  
 14.19.3.  
 Chrysoidin 24.19.6, 28.1.102.  
 Coryphosphine 24.19.7.  
 Coumarin 24.19.8.  
 Cresol *see* Methylphenol  
 Cresyl Violet 21.1.50.  
 3-Cyanophenol 21.1.51.  
 4-Cyanophenol 21.1.52.  
*trans*- $\alpha$ -Cyanostilbene 21.1.53.  
 2-Cyanothiophene *see* Thiophene-2-carbonitrile  
 Cyclobutanecarboxylic acid 28.1.103.  
 Cyclohexanecarboxylic acid 28.1.104.  
 Cyclohexanol 28.1.105.  
 Cyclohexanol-*d*<sub>11</sub> 28.1.106.  
 Cyclohexene 28.1.107.  
 Cyclopentanecarboxylic acid 28.1.108.  
 Cyclopropanecarboxylic acid 28.1.109.  
 Cysteine 19.69.1, 28.1.110, 29.19.6.

- L-Cystine 28.1.111.  
 DDT 29.4.5, 29.9.4.  
 2,3-Diacetoxynorbornadiene 9.3.7.  
 2,3-Diacetoxyquadracyclane 9.3.8.  
 1,2-Diaminobenzene 4.12.7, 4.14.73, 18.7.1.  
 1,4-Diaminobenzene 4.12.8, 4.14.74, 18.7.2, 29.8.8.  
 4,4'-Diaminobiphenyl 4.14.75, 9.1.5, 21.1.54, 24.19.9.  
*trans*-1,2-Diaminocyclohexane-*N,N,N',N'*-tetraacetic acid *see* CDTA  
 4,4'-Diamino-3,3'-dimethylbiphenyl *see* 3,3'-Dimethyl-4,4'-diaminobiphenyl  
 1,4-Diazabicyclo[2.2.2]octane 18.12.4.  
 4-Diazo-*N,N*-diethylaniline *see* 4-(*N,N*-Diethylamino)benzenediazonium cation  
 1,5-Dibenzoylnaphthalene 24.4.32.  
*N,N'*-Dibenzoyl- $\text{vio}^{2+}$  19.66.8, 19.67.8.  
 Dibenzylamine 4.14.76, 9.1.6.  
*N,N'*-Dibenzyl- $\text{vio}^{2+}$  14.3.2, 14.6.4, 14.7.1, 14.8.5, 14.9.2, 14.15.4, 14.16.4, 14.17.3, 15.7.1, 17.2.3, 17.6.6, 19.11.39, 19.17.50, 19.35.2, 19.58.64,  
 Dibutylamine 4.14.77, 9.1.7.  
 Di-*tert*-butylbenzoquinone *see* Bis(*tert*-butyl)benzoquinone  
*N,N'*-Dibutyl-bpy $^{2+}$  19.67.9.  
 Di-*n*-butyl sulfide 28.1.112.  
*N,N'*-Dibutyl- $\text{vio}^{2+}$  19.21.4, 19.58.65.  
 9,10-Dichloroanthracene 18.12.5.  
 1,4-Dichlorobenzene 29.4.6.  
 2,5-Dichloro-1,4-benzoquinone 1.1.16.  
 2,6-Dichloro-1,4-benzoquinone 1.1.17.  
 1,2-Dichloroethane 9.6.2.  
 Dichloromethane 9.6.3.  
 1,4-Dicyanobenzene 18.11.5.  
 Dicyclohexylamine 4.14.78, 9.1.8.  
*N,N'*-Didodecyl- $\text{vio}^{2+}$  29.17.5.  
 Diethylamine 4.14.79, 9.1.9.  
 4-(*N,N*-Diethylamino)benzenediazonium cation 29.23.6, 29.24.13, 29.25.1, 29.26.1.  
*N,N*-Diethylaniline 4.14.80, 9.1.10, 17.8.4, 19.17.51, 19.19.20, 21.1.56, 29.8.9.  
*N,N'*-Diethyl-bpy $^{2+}$  19.66.9, 19.67.10.  
*N,N'*-Diethyl-4,4'-dimethyl-bpy $^{2+}$  19.66.10, 19.67.11.  
 Diethyldithiocarbamate ion 21.1.57.  
*O,O'*-Diethyldithiophosphate ion 21.1.58.  
 Diethylenedioxiide *see* 1,4-Dioxane  
 Diethyl fumarate 18.11.6.  
 1,1'-Diethylisocyanine cation 24.4.33, 24.19.10.  
 3,3'-Diethyl-9-methylthiacarbocyanine cation 24.4.34, 24.19.11.  
*N,N'*-Diethyl-2-methyl- $\text{vio}^{2+}$  21.1.59.  
 Diethylphenylamine *see* *N,N*-Diethylaniline  
 Diethyl sulfide 28.1.113.  
*N,N'*-Diethyl- $\text{vio}^{2+}$  19.21.5, 19.58.66.  
*N,N'*-Diheptyl- $\text{vio}^{2+}$  21.1.60, 29.15.6.  
*N,N'*-Dihexyl- $\text{vio}^{2+}$  19.58.67, 29.17.6.  
 Dihydrnicotinamide adenine dinucleotide 29.30.8.  
 1,4-Dihydroxybenzene 19.56.1, 19.69.2, 21.1.61, 28.1.114, 29.8.10.  
 1,4-Dihydroxy-2,3,5-trimethylbenzene *see* Trimethyl-1,4-dihydroxybenzene  
 1,2-Dimethoxybenzene 4.14.81, 9.1.11, 19.24.12.  
 1,4-Dimethoxybenzene 4.14.82, 9.1.12, 17.2.4, 17.6.7, 18.7.3, 18.8.1, 18.13.2, 19.24.13.  
 1-(*N,N*-Dimethylamino)naphthalene *see* 1-Naphthyldimethylamine  
 4-(*N,N*-Dimethylamino)phenol 21.1.62.  
 4-Dimethylaminotoluene *see* 4,*N,N*-Trimethylaniline  
*N,N*-Dimethylaniline 7.1.13, 7.6.2, 7.7.3, 9.1.13, 14.11.5, 14.17.4, 15.8.2, 16.2.15, 17.6.8, 17.8.5, 18.12.6, 19.2.4, 19.3.1, 19.4.1, 19.5.1, 19.6.1, 19.8.1, 19.9.2, 19.17.52, 19.24.14, 19.33.1, 19.34.1, 19.35.3, 19.42.6, 19.51.5, 21.1.63.  
 3,3'-Dimethylbenzidine *see* 3,3'-Dimethyl-4,4'-diaminobiphenyl  
*N,N*-Dimethylbenzylamine 4.14.83, 9.1.14, 17.6.9.  
*N,N'*-Dimethyl-3,3'-bipyridinium dication 21.1.64.  
*N,N'*-Dimethyl-4,4'-bipyridinium dication *see*  $\text{MV}^{2+}$   
*N,N'*-Dimethyl-bpy $^{2+}$  19.66.11, 19.67.12, 21.1.65, 29.10.2.  
 4,4'-Dimethyl-bpyH $_2^{2+}$  19.11.40, 19.14.37, 19.17.53, 19.58.68, 21.1.66.  
 3,3'-Dimethyl-4,4'-diaminobiphenyl 1.1.18, 4.12.9, 4.14.84, 18.7.4.  
*N,N'*-Dimethyl-2,7-diazaphenanthrene dication 21.1.67.  
 Dimethyldibenzothiafulvalene 21.1.68.  
 Dimethyl disulfide 28.1.115.  
 1,2-Dimethyl-4-hydroxybenzene *see* 3,4-Dimethylphenol  
 1,1'-Dimethyl-5,6-naphthopseudoisocyanine cation 24.19.12.  
*N,N*-Dimethyl-1-naphthylamine *see* 1-Naphthyldimethylamine  
 1,2-Dimethyl-3-nitrobenzene 19.46.3, 19.52.3.  
 1,3-Dimethyl-2-nitrobenzene 19.52.4.  
*N,N*-Dimethyl-4-nitrosoaniline *see* 4-Nitroso-*N,N*-dimethylaniline  
*N,N'*-Dimethyl-phen $^{2+}$  21.1.69.  
 3,4-Dimethylphenol 29.8.11.  
*N,N*-Dimethyl-py $^+$  9.6.4.  
 Dimethyl sulfide 28.1.116.  
 Dimethylsulfoxide *see* DMSO  
*N,N'*-Dimethyl-3,3'-thio- $\text{vio}^{2+}$  21.1.70.  
*N,N*-Dimethyl-*p*-toluidine *see* 4,*N,N*-Trimethylaniline  
 Di-2-naphthylamine *see* Bis(2-naphthyl)amine  
 2,4-Dinitroaniline 4.2.5.  
 2,4-Dinitrobenzaldehyde 4.2.6.  
 1,2-Dinitrobenzene 4.2.7, 11.12.3, 16.3.7, 19.3.2, 19.4.2, 19.5.2, 19.6.2, 19.8.2, 19.33.2, 19.34.2, 19.46.4, 19.52.5, 19.66.12, 19.67.13, 21.1.71.  
 1,3-Dinitrobenzene 4.2.8, 5.2.4, 5.3.13, 11.5.2, 16.3.8, 18.11.7, 19.46.5, 19.52.6, 19.66.13, 19.67.14, 21.1.72.  
 1,4-Dinitrobenzene 5.3.14, 11.12.4, 18.11.8, 19.3.3, 19.4.3, 19.5.3, 19.6.3, 19.8.3, 19.9.3, 19.33.3,

- 19.34.3, 19.46.6, 19.52.7, 19.66.14, 19.67.15,  
21.1.73, 29.4.7, 29.23.7, 29.24.14.
- 4,4'-Dinitrobiphenyl 5.3.15, 17.6.10, 21.1.74.
- cis*-4,4'-Dinitrostilbene 21.1.75, 29.4.8, 29.5.1.
- trans*-4,4'-Dinitrostilbene 29.4.9.
- N,N'*-Dioctyl-vio<sup>2+</sup> 21.1.76.
- N,N'*-Dioctyl-vio<sup>2+</sup>,  $\beta$ -CD complex 21.1.77.
- 1,4-Dioxane 28.1.117.
- Diphenylamine 4.14.85, 7.1.14, 7.6.3, 9.1.15, 16.2.16,  
17.6.11, 17.8.6, 18.7.5, 19.24.15, 21.1.78,  
20.1.110.
- N,N*-Diphenylaniline *see* Triphenylamine
- 9,10-Diphenylanthracene cation radical 7.1.15,  
24.4.35.
- Diphenylethene *see* Stilbene
- Diphenyl ketone *see* Benzophenone
- Diphenylmethanol 16.2.17.
- Diphenylmethylamine 7.1.16.
- Diphenylmorpholinoethane derivatives *see* OrgQue11  
and OrgQue12, Fig. 7
- N,N'*-Diphenyl-1,4-phenylenediamine *see* 1,4-Bis(*N*-  
phenylamino)benzene
- 3,4-Diphenyl-sydnone 21.1.79.
- Dipropylamine 4.14.86, 9.1.16.
- N,N'*-Dipropyl-bpy<sup>2+</sup> 19.66.15, 19.67.16.
- Di-*n*-propyl sulfide 28.1.119.
- N,N'*-Dipropyl-vio<sup>2+</sup> 29.17.7.
- Diquat *see* DQ<sup>2+</sup>
- 1,3-Dithiane 28.1.120.
- 1,4-Dithiane 28.1.121.
- DMSO 21.1.80.
- DQ<sup>2+</sup> 17.6.12, 19.11.41, 19.14.38, 19.17.54, 19.18.19,  
19.19.21, 19.58.69, 21.1.81, 29.10.3.
- Duroquinone *see* Tetramethyl-1,4-benzoquinone
- EDTA 19.24.16, 28.1.122, 29.15.7, 29.17.8, 29.22.1.
- Eosin 24.4.36.
- Erythrosin 24.4.37.
- Ethanol 28.1.123.
- Ethanol, protonated 26.1.1.
- 4-Ethoxyphenol 21.1.82.
- Ethyl bromide 28.1.124.
- N*-Ethyl-4-(*tert*-butyl)-py<sup>+</sup> 9.6.5.
- N*-Ethyl-3-carbamyl-py<sup>+</sup> 14.3.3, 14.8.6, 14.10.24,  
14.15.5.
- N*-Ethyl-4-carbamyl-py<sup>+</sup> 9.6.6, 14.8.7, 14.10.25,  
14.11.6, 14.15.6, 14.16.5, 14.17.5.
- N*-Ethyl-4-carbomethoxy-py<sup>+</sup> 14.3.4, 14.6.5, 14.7.2,  
14.9.3, 14.10.26, 14.16.6, 14.17.6.
- N,N'*-Ethylene-2,2'-bipyridinium dication *see*  
DQ<sup>2+</sup>
- Ethylenediaminetetraacetic acid *see* EDTA
- N,N'*-Ethylene-3,3'-dimethyl-bpy<sup>2+</sup> 21.1.83.
- N,N'*-Ethylene-4,4'-dimethyl-bpy<sup>2+</sup> 19.11.42,  
19.17.55, 19.66.16, 19.67.17, 21.1.84.
- N,N'*-Ethylene-5,5'-dimethyl-bpy<sup>2+</sup> 21.1.85.
- N,N'*-Ethylene-6,6'-dimethyl-bpy<sup>2+</sup> 21.1.86.
- N,N'*-Ethylene-6-ethyl-bpy<sup>2+</sup> 21.1.87.
- N,N'*-Ethylene-6-methyl-bpy<sup>2+</sup> 21.1.88.
- N,N'*-Ethylene-phen<sup>2+</sup> 21.1.89.
- Ethylene sulfide 28.1.125.
- 1-Ethyl-4-hydroxybenzene *see* 4-Ethylphenol
- Ethyl iodide 28.1.126.
- N*-Ethylphenazinium cation 19.71.2.
- 4-Ethylphenol 21.1.90.
- N*-Ethyl-py<sup>+</sup> 9.6.7.
- 2-Ethylthiophene 28.1.127.
- Ethylxanthate ion 21.1.91.
- Fluorene 7.5.2, 24.19.13.
- 9-Fluorenone 6.1.4, 24.4.38.
- 1-Fluoro-4-nitrobenzene 16.3.9, 21.1.92.
- 3-Fluorophenol 21.1.93.
- 4-Fluorophenol 21.1.94.
- Formic acid 28.1.128.
- Fuchsin 24.4.39, 24.19.14.
- L-Glutamine 28.1.129.
- Heteropentalenes *see* OrgQue1 to OrgQue5, Fig. 3
- Hexachlorobenzene 5.2.5, 29.4.10, 29.9.5.
- Hexachloroethane 29.4.11, 29.9.6.
- N,N',2,2',6,6'*-Hexamethyl-vio<sup>2+</sup> 21.1.95.
- Histidine 28.1.130.
- 1-(*H*-3-pyl)-2-(*H*-4-pyl)ethane dication 21.1.96.
- Hydroquinone *see* 1,4-Dihydroxybenzene
- 4-Hydroxyacetophenone *see* 4-Acetylphenol
- Hydroxyaniline *see* Aminophenol
- Hydroxyanisole *see* Methoxyphenol
- 4-Hydroxybenzoic acid 21.1.97.
- Hydroxybenzoic acid, nitrile *see* Cyanophenol
- 4-Hydroxybiphenyl 21.1.98.
- 4-Hydroxy-*N,N*-dimethylaniline *see*  
4-(*N,N*-Dimethylamino)phenol
- Hydroxynaphthalene *see* Naphthol
- 2-Hydroxy-2-propyl radical 29.19.7.
- Hydroxytoluene *see* Methylphenol
- 2-Hydroxy-1,3,5-trimethylbenzene *see* 2,4,6-  
Trimethylphenol
- Imidazole 21.1.99.
- Iodobutane *see* Butyl iodide
- Iodomethane *see* Methyl iodide
- 1-Iodo-4-nitrobenzene 19.66.17, 19.67.18.
- 4-Iodophenol 21.1.100.
- Isoleucine 28.1.131.
- Lactic acid 28.1.132.
- DL-Leucine 28.1.133.
- Magdala Red 24.4.40, 24.19.15.
- trans*-1-(*Me*-2-pyl)-2-(*Me*-3-pyl)ethene dication  
21.1.102.
- trans*-1-(*Me*-3-pyl)-2-(*Me*-4-pyl)ethene dication  
21.1.101.
- 2-Mercaptobenzoic acid 21.1.103.
- 2-Mercaptoethanol 29.10.4.
- 4-Mercaptopyridine 21.1.104.
- Methanol 28.1.134.
- Methanol-*d*<sub>1</sub> 28.1.135.
- Methanol-*d*<sub>3</sub> 28.1.136.
- Methanol-*d*<sub>4</sub> 28.1.137.
- DL-Methionine 28.1.138.
- 4-Methoxyaniline 21.1.105.
- 4-Methoxybenzenediazonium cation 21.1.106, 29.23.8,

- 29.24.15, 29.25.2, 29.26.2.  
 4-Methoxy-*N,N*-dimethylaniline 14.10.27, 14.11.7,  
 14.17.7, 14.18.6, 14.19.4, 15.8.3, 21.1.107.  
 4-Methoxydithiobenzoate ion 21.1.108.  
 2-Methoxynaphthalene 24.4.41.  
 1-Methoxy-2-nitrobenzene 18.11.9.  
 1-Methoxy-4-nitrobenzene 5.2.6, 11.3.1, 19.46.7,  
 19.52.8, 29.3.2, 29.4.12, 29.9.7.  
 3-Methoxyphenol 21.1.109.  
 4-Methoxyphenol 21.1.110.  
 3-Methoxyphenothiazine 14.11.8, 14.18.7, 14.19.5.  
*N*-Methyl-4-acetoxy-py<sup>+</sup> 9.6.8.  
*N*-Methyl-4-acetyl-py<sup>+</sup> 21.1.111.  
*N*-Methylaniline 4.14.87, 9.1.17, 21.1.112.  
 4-Methylbenzenediazonium cation 21.1.113, 29.23.9,  
 29.24.16, 29.25.3, 29.26.3.  
 Methyl-1,4-benzoquinone 1.3.2, 21.1.114.  
*N*-Methyl-3-carbamyl-py<sup>+</sup> 9.6.9, 14.3.5, 14.10.28.  
*N*-Methyl-4-carbamyl-py<sup>+</sup> 14.3.6, 14.15.7, 14.17.8,  
 19.27.1, 19.28.1, 19.55.1.  
*N*-Methyl-4-carbomethoxy-py<sup>+</sup> 14.6.6, 14.7.3, 14.8.8,  
 14.9.4, 14.10.29, 14.11.9, 14.15.8, 14.17.9,  
 17.6.13, 18.12.7, 19.71.3, 21.1.115.  
*N*-Methyl-4-carboxylato-(py<sup>+</sup>) zwitterion 21.1.116.  
*N*-Methyl-4-carboxy-py<sup>+</sup> 21.1.117.  
*N*-Methyl-4-cyano-py<sup>+</sup> 9.6.10, 14.3.7, 14.6.7, 14.7.4,  
 14.8.9, 14.9.5, 14.10.30, 14.11.10, 14.15.9,  
 14.16.7, 14.17.10, 17.6.14, 19.71.4, 21.1.118.  
*N*-Methyl-*N'*-hexadecyl-vio<sup>2+</sup> 21.1.119.  
 2-Methyl-2-hydroxypropyl radical 29.19.8.  
 Methyl iodide 4.2.9, 28.1.139.  
*N*-Methyl-2-methoxy-py<sup>+</sup> 9.6.11.  
*N*-Methylnicotinamide 18.12.8.  
 Methyl 3-nitrobenzoate 19.66.18, 19.67.19, 21.1.120.  
 Methyl 4-nitrobenzoate 18.11.10, 19.66.19, 19.67.20,  
 21.1.121.  
 3-Methylphenol 21.1.122.  
 4-Methylphenol 21.1.123.  
*N*-Methylphenothiazine 14.9.6, 14.15.10, 14.16.8,  
 14.17.11, 14.18.8, 14.19.6, 16.2.18, 17.6.15,  
 17.8.7, 21.1.124.  
 Methylphenylamine *see N*-Methylaniline  
 3-Methyl-4-phenyl-sydnone 21.1.125.  
*N*-Methyl-*N'*-[(3*S*)-(-)-3-pinanylmethyl]-vio<sup>2+</sup> 21.2.1,  
 21.3.1.  
*N*-Methyl-*N'*-(poly-2,4-ionene)-(vio<sup>2+</sup>) polycation  
 19.30.45, 21.1.126.  
 2-Methyl-2-propanol *see tert*-Butyl alcohol  
*N*-Methylpyrazinium cation 21.1.127.  
*cis*- $\alpha$ -Methylstilbene 15.4.1.  
*trans*- $\alpha$ -Methylstilbene 15.4.2.  
*N*-Methyl-*N'*-tetradecyl-vio<sup>2+</sup> 21.1.128, 29.17.9.  
 Methylthioacetone nitrile 28.1.140.  
 Methyl thiocyanate 28.1.141.  
*N*-Methyl-vio<sup>+</sup> 21.1.129.  
*N*-Methyl-vioH<sup>2+</sup> 21.1.130.  
 Methylviologen *see* MV<sup>2+</sup>  
 Metronidazole 29.24.17.  
 Misonidazole 29.24.18.  
 Morin 24.4.42.  
 MV<sup>2+</sup> 1.1.19, 5.3.16, 8.2.1, 8.5.1, 9.2.20, 9.4.3,  
 9.6.12, 11.6.11, 11.8.1, 11.9.1, 11.10.1, 14.6.8,  
 14.7.5, 14.8.10, 14.9.7, 14.10.31, 14.11.11,  
 14.15.11, 14.16.9, 14.17.12, 15.4.3, 15.6.4, 15.7.2,  
 16.1.11, 16.2.19, 16.3.10, 17.2.5, 17.6.16, 18.12.9,  
 18.15.1, 18.16.1, 18.17.1, 19.2.5, 19.4.4, 19.5.4,  
 19.8.4, 19.9.4, 19.10.1, 19.11.43, 19.14.39,  
 19.17.56, 19.23.2, 19.24.17, 19.25.1, 19.29.1,  
 19.30.46, 19.31.2, 19.32.2, 19.33.4, 19.34.4,  
 19.35.4, 19.40.1, 19.42.7, 19.44.3, 19.45.1,  
 19.51.6, 19.53.1, 19.54.1, 19.57.1, 19.58.70,  
 19.66.20, 19.67.21, 19.71.5, 19.72.1, 22.1.1,  
 25.1.3, 25.2.2, 25.3.1, 29.7.1, 29.10.5, 29.11.10,  
 29.15.8, 29.17.10, 29.19.9, 29.21.4, 29.22.2,  
 29.24.19, 29.27.1, 29.28.2, 29.29.1.  
 Naphthacene 4.2.10, 15.1.5, 29.4.13.  
 Naphthacene cation radical 7.1.17, 24.4.43.  
 Naphthacene, protonated 7.1.18, 24.4.44.  
 Naphthalene 7.5.3, 16.2.20, 17.7.1, 24.4.45, 24.15.9,  
 29.8.12.  
 1-Naphthoic acid 24.4.46.  
 1-Naphthol 29.8.13.  
 2-Naphthol 28.1.142.  
 1,2-Naphthoquinone 21.1.131.  
 1,4-Naphthoquinone 1.3.3, 8.4.2, 11.7.1, 21.1.132,  
 29.8.14, 29.11.11.  
 Naphthoquinone sulfonate 29.12.4.  
 1-Naphthylacetic acid 24.4.47.  
 Naphthylamine *see* Aminonaphthalene  
 2-Naphthyl benzoate 24.4.48.  
 1-Naphthyldimethylamine 21.1.133.  
 2-Naphthyl diphenyl ketone 24.4.49.  
 1-Naphthylphenylamine 21.1.134.  
 2-Naphthylphenylamine 21.1.135, 24.4.50.  
 New Fuchsin 24.4.51, 24.19.16.  
 Nicotinamide 18.12.10.  
 Nicotinamide adenine dinucleotide anion 29.30.10.  
 Nicotinamide adenine dinucleotide phosphate trian-  
 ion 29.30.9.  
 Nile Blue A 21.1.136.  
 Nitritotriacetate ion 19.37.2.  
 2-Nitroaniline 11.12.5, 18.11.11.  
 3-Nitroaniline 11.12.6.  
 4 Nitroaniline 4.2.11, 5.2.7, 18.11.12, 29.3.3, 29.4.14,  
 29.9.8.  
 Nitroanisole *see* Methoxynitrobenzene  
 9-Nitroanthracene 29.4.15.  
 2-Nitrobenzaldehyde 4.2.12, 19.66.21, 19.67.22.  
 3-Nitrobenzaldehyde 16.3.11, 17.6.17, 18.11.13,  
 19.66.22, 19.67.23, 21.1.137.  
 4-Nitrobenzaldehyde 16.3.12, 17.6.18, 19.66.23,  
 19.67.24, 21.1.138, 29.4.16.  
 4-Nitrobenzamide 19.46.8, 19.52.9.  
 Nitrobenzene 4.2.13, 5.2.8, 5.3.17, 9.4.4, 11.2.1,  
 11.3.2, 11.5.3, 11.6.12, 16.3.13, 18.11.14,  
 21.1.139, 29.3.4, 29.4.17, 29.18.1, 29.19.10,  
 29.23.10, 29.24.20.  
 4-Nitrobenzoate ion 21.1.140.



- 4-Nitrobenzoic acid, amide *see* 4-Nitrobenzamide  
 Nitrobenzoic acid, nitrile *see* Nitrobenzonitrile  
 3-Nitrobenzonitrile 16.3.14.  
 4-Nitrobenzonitrile 16.3.15.  
 4-Nitro-bpy 19.12.5, 21.1.141.  
 Nitromethane 29.23.11, 29.24.21.  
*trans*-4-Nitro- $\beta$ -methylstilbene 29.4.18.  
 1-Nitronaphthalene 11.12.7, 24.4.52.  
 1-Nitro-4-nitrosobenzene 21.1.142.  
 4-Nitroso-*N,N*-dimethylaniline 19.66.24, 19.67.25.  
*cis*-4-Nitrostilbene 11.1.1, 11.2.2, 11.3.3, 29.1.1,  
 29.2.1, 29.3.5, 29.4.19, 29.5.2.  
*trans*-4-Nitrostilbene 29.3.6, 29.4.20.  
 2-Nitrotoluene 4.2.14.  
 3-Nitrotoluene 19.46.9, 19.52.10.  
 4-Nitrotoluene 5.2.9, 11.3.4, 16.3.16, 17.6.19,  
 19.46.10, 19.52.11, 21.1.143, 29.3.7, 29.4.21,  
 29.9.9.  
 Norbornadiene 5.1.1, 9.3.9.  
 OrgQue1 21.1.144.  
 OrgQue2 21.1.145.  
 OrgQue3 21.1.146.  
 OrgQue4 21.1.147.  
 OrgQue5 21.1.148.  
 OrgQue6 21.1.149.  
 OrgQue7 21.1.150.  
 OrgQue8 21.1.151.  
 OrgQue9 19.9.5, 21.1.152.  
 OrgQue10 21.1.153.  
 OrgQue11 19.7.1.  
 OrgQue12 19.7.2.  
 OrgQue13 11.7.2.  
 OrgQue14 11.7.3.  
 Oxalic acid 28.1.143.  
 Oxazine 1 21.1.154.  
 Paraquat *see* MV<sup>2+</sup>  
 Pentamethylene sulfide 28.1.144.  
 Pent-4-enoic acid 28.1.145.  
 Perylene 5.4.1, 15.1.6, 29.4.22.  
 Perylene cation radical 7.1.19, 24.4.53.  
 Phenanthrene 24.19.17.  
 9,10-Phenanthrenequinone 1.3.4, 4.2.15, 16.3.17,  
 21.1.155.  
 1,10-Phenanthroline, diprotonated *see* phenH<sub>2</sub><sup>2+</sup>  
 1,10-Phenanthroline, monoprotated *see* phenH<sup>+</sup>  
 9,10-Phenanthroquinone *see*  
 9,10-Phenanthrenequinone  
 Phenazine 24.4.54.  
 phenH<sup>+</sup> 19.11.44, 19.14.40, 19.18.20, 19.58.71,  
 21.1.156.  
 phenH<sub>2</sub><sup>2+</sup> 19.11.45, 19.18.21, 19.58.72, 21.1.157.  
 Phenol 21.1.158, 28.1.146, 29.8.15.  
 Phenosafranine 24.4.55.  
 Phenothiazine 1.1.20, 14.6.9, 14.8.11, 14.9.8,  
 14.10.32, 14.15.12, 14.16.10, 14.17.13, 14.19.7,  
 17.8.8, 19.2.6, 19.24.18, 19.42.8, 19.51.7,  
 21.1.159.  
 Phenothiazine, polymeric *see* PolyPTZ, Fig. 10  
 Phenoxathiin 14.6.10, 14.9.9.  
 L-Phenylalanine 28.1.147.  
*N*-Phenylaniline *see* Diphenylamine  
 Phenylenediamine *see* Diaminobenzene  
*cis*-1-Phenyl-2-(*Me*-4-pyl)ethene cation 21.1.160.  
*cis*-1-Phenyl-2-(2-naphthyl)ethene 4.14.88.  
*trans*-1-Phenyl-2-(2-naphthyl)ethene 4.14.89.  
*N*-Phenylphenylenediamine *see*  
*N*-(4-Aminophenyl)aniline  
*trans*-1-Phenyl-2-(2-pyridyl)ethene 21.1.161.  
*trans*-1-Phenyl-2-(4-pyridyl)ethene 21.1.162.  
 3-Phenyl-sydnone 21.1.163.  
 Polymeric phenothiazine *see* PolyPTZ, Fig. 10  
 Polymeric viologens *see* PolyVio1 to PolyVio14, Figs.  
 11 to 17  
 PolyPTZ 19.43.1.  
 PolyVio1 21.1.164.  
 PolyVio2 21.1.165.  
 PolyVio3 29.17.11.  
 PolyVio4 29.17.12.  
 PolyVio5 29.17.13.  
 PolyVio6 29.17.14.  
 PolyVio7 29.17.15.  
 PolyVio8 29.17.16.  
 PolyVio9 29.17.17.  
 PolyVio10 19.30.47, 21.1.166.  
 PolyVio11 19.30.48, 21.1.167.  
 PolyVio12 19.30.49, 21.1.168.  
 PolyVio13 19.30.50, 21.1.169.  
 PolyVio14 21.1.170.  
 Propanethiol 28.1.148.  
 2-Propanol 16.2.21, 28.1.149.  
 2-Propanol-2-*d* 28.1.150.  
 Propenoic acid amide *see* Acrylamide  
 1-Propyl bromide 28.1.151.  
 2-Propyl bromide 28.1.152.  
 1-Propyl iodide 28.1.153.  
 2-Propyl iodide 28.1.154.  
 2-Propylthiophene 28.1.155.  
 py 5.2.10, 21.1.171.  
 pyH<sup>+</sup> 21.1.172.  
 Pyrazinecarboxylic acid 21.1.173.  
 Pyridine, protonated *see* pyH<sup>+</sup>  
 Pyridine *see* py  
 Quadricyclane 9.3.10.  
 Quercetin 24.4.56.  
 Quinone *see* 1,4-Benzoquinone  
 Rhodamine 101 21.1.174.  
 Rose Bengal 24.4.57.  
 Rutin 24.4.58.  
 Safranin T 24.4.59, 24.19.18.  
 Serine 28.1.156.  
*cis*-Stilbene 15.4.4, 15.8.4, 16.4.1.  
 Stilbenediazonium cation derivatives *see* OrgQue8 to  
 OrgQue10, Fig. 6  
*trans*-Stilbene 15.4.5, 15.8.5, 16.4.2, 17.1.2, 17.7.2,  
 18.12.11, 21.1.175.  
 Tetrabutylammonium bromide 4.2.16.  
 Tetrabutylammonium iodide 4.2.17.  
 Tetracene *see* Naphthacene

- 1,2,4,5-Tetrachlorobenzene 29.4.23.  
 Tetrachloro-1,2-benzoquinone 21.1.177.  
 Tetrachloro-1,4-benzoquinone 1.1.21, 18.11.15,  
 21.1.176, 29.11.12, 29.14.1.  
 Tetrachloromethane *see* Carbon tetrachloride  
 Tetracyanoethene 12.1.5, 16.3.18, 17.6.20, 19.3.4,  
 19.4.5, 19.5.5, 19.6.4, 19.8.5, 19.33.5, 19.34.5,  
 21.1.178.  
 Tetracyanoethylene *see* Tetracyanoethene  
*N,N,N',N'*-Tetramethylbenzidine *see*  
 4,4'-Bis(*N,N*-dimethylamino)biphenyl  
 Tetramethyl-1,4-benzoquinone 1.3.5, 21.1.179,  
 29.8.16, 29.18.2, 29.23.12, 29.24.22.  
*N,N'*-(Tetramethylene)-bpy<sup>2+</sup> 19.11.46, 21.1.180,  
 29.10.6.  
*N,N'*-(Tetramethylene)-4,4'-dimethyl-bpy<sup>2+</sup>  
 21.1.181.  
*N,N'*-(Tetramethylene)-phen<sup>2+</sup> 21.1.182.  
 Tetramethylene sulfide 28.1.157.  
 2,2,6,6-Tetramethyl-4-oxopiperidine-1-oxyl radical (Fig.  
 8a) *see* OrgQue13  
*N,N,N',N'*-Tetramethyl-1,4-phenylenediamine *see*  
 1,4-Bis(*N,N*-dimethylamino)benzene  
 2,2,6,6-Tetramethylpiperidine-1-oxyl radical (Fig. 8b)  
*see* OrgQue14  
*N*,2,3,6-Tetramethyl-py<sup>+</sup> 9.6.13.  
*N*,2,4,6-Tetramethyl-py<sup>+</sup> 9.6.14.  
*N,N'*,2,2'-Tetramethyl-vio<sup>2+</sup> 21.1.183.  
*N,N'*,3,3'-Tetramethyl-vio<sup>2+</sup> 21.1.184.  
 Tetrathiafulvalene 21.1.185, 29.19.11.  
 Thiofuran *see* Thiophene  
 Thiolacetic acid 28.1.158.  
 Thiophene 28.1.159.  
 Thiophene-2-carbonitrile 28.1.160.  
 Thiophenolate ion *see* Benzenethiolate ion  
 Thiosalicylic acid *see* 2-Mercaptobenzoic acid  
 Threonine 28.1.161.  
 $\alpha$ -Tolidine *see* 3,3'-Dimethyl-4,4'-diaminobiphenyl  
 Toluene 16.2.22.  
 Toluquinone *see* Methyl-1,4-benzoquinone  
 Tributylamine 4.14.90, 9.1.18.  
 Trichloromethane *see* Chloroform  
 Triethanolamine 17.5.1, 19.24.19, 19.25.2, 19.26.2,  
 19.69.3, 21.1.186, 29.17.18.  
 Triethylamine 4.14.91, 9.1.19, 16.2.23, 17.3.1, 17.4.1,  
 19.9.6.  
 3,3',9-Triethyl-5,5'-dichlorothiacarbocyanine cation  
 24.4.60, 24.19.19.  
 Triethylenediamine *see*  
 1,4-Diazabicyclo[2.2.2]octane  
 4-(Triethylphosphonio)-bpy cation 19.12.6, 21.1.187.  
 Triethyl-2,2',2''-trihydroxyamine *see* Triethanolam-  
 ine  
 2-(Trifluoromethyl)phenothiazine 14.8.12.  
 1,2,3-Trimethoxybenzene 4.14.92, 9.1.20, 19.24.20.  
 1,2,4-Trimethoxybenzene 4.14.93, 9.1.21, 18.8.2,  
 18.13.3, 18.14.1, 19.24.21.  
 1,3,5-Trimethoxybenzene 4.14.94, 18.7.6, 18.8.3,  
 19.24.22.  
 4,*N,N*-Trimethylaniline 14.17.14, 16.2.24, 17.2.6,  
 17.6.21, 17.8.9, 19.2.7, 19.17.57, 19.19.22,  
 19.24.23, 19.42.9, 19.51.8, 21.1.188.  
 Trimethyl-1,4-benzoquinone 21.1.189.  
 1,2,3-Trimethyl-5,6-dicyanonornbornadiene 21.1.190.  
 Trimethyl-1,4-dihydroxybenzene 21.1.191.  
*N,N'*-(Trimethylene)-4,4'-bis(4-sulfonatophenethyl)-  
 (bpy<sup>2+</sup>) zwitterion 21.1.192.  
*N,N'*-(Trimethylene)-bpy<sup>2+</sup> 19.58.73, 21.1.193,  
 29.10.7.  
*N,N'*-(Trimethylene)-4,4'-dimethyl-bpy<sup>2+</sup> 21.1.194.  
*N,N'*-(Trimethylene)-4,7-dimethyl-phen<sup>2+</sup> 21.1.195.  
*N,N'*-(Trimethylene)-4,4'-diphenethyl-bpy<sup>2+</sup>  
 21.1.196.  
*N,N'*-(Trimethylene)-4,7-diphenyl-phen<sup>2+</sup> 21.1.197.  
*N,N'*-(Trimethylene)-5-methoxy-bpy<sup>2+</sup> 21.1.198.  
*N,N'*-(Trimethylene)-6-methyl-bpy<sup>2+</sup> 21.1.199.  
*N,N'*-(Trimethylene)-phen<sup>2+</sup> 17.6.22, 21.1.200.  
 Trimethylene sulfide 28.1.162.  
*N,N'*-(Trimethylene)-4,4',5,5'-tetramethyl-bpy<sup>2+</sup>  
 21.1.201.  
*N*,2,6-Trimethyl-4-methoxy-py<sup>+</sup> 9.6.15.  
 2,4,6-Trimethylphenol 21.1.202.  
*N*,2,6-Trimethyl-py<sup>+</sup> 9.6.16.  
 1,3,5-Trimethyl-2,4,6-trinitrobenzene 11.12.8.  
*N,N'*,2'-Trimethyl-vio<sup>2+</sup> 21.1.203.  
 Trinitrobenzene 11.5.4.  
 2,4,7-Trinitro-9-fluorenone 8.3.2, 29.11.13.  
 Trinitromesitylene *see* 1,3,5-Trimethyl-2,4,6-  
 trinitrobenzene  
 Triphenylamine 4.12.10, 4.14.95, 7.1.20, 7.5.4,  
 9.1.22, 14.6.11, 14.9.10, 14.15.13, 14.16.11,  
 16.2.25, 17.6.23, 19.4.6, 19.5.6, 19.24.24,  
 19.42.10, 19.51.9, 21.1.204.  
 Tris(4-bromophenyl)amine 14.6.12.  
 Triton X-100 28.1.163.  
 Trypflavin 24.19.20.  
 L-Tryptophan 28.1.164.  
 Tyrosine 28.1.165.  
 DL-Valine 28.1.166.  
 vioH<sup>+</sup> 21.1.205.  
 vioH<sub>2</sub><sup>2+</sup> 21.1.206.  
 Viologens, polymeric *see* PolyViol to PolyVio14,  
 Figs. 11 to 17