



ARP

automotive Racing products

The World Leader in Fastener Technology



**Request Printed
Catalog**

**View in
Japanese**



ARP Home Page

Find New Kits

2016

GUIDE & CATALOG



HI-PERFORMANCE FOR COMPETITION

Stock Replacement
Rod Bolts
pages 32-37, 84, 85

Aftermarket Replacement
Rod Bolts- page 30-31

Distributor Hold-Down
Studs - pages 66, 70

Harmonic Damper
Bolts - page 67

Intake Manifold
Bolts - pages 64, 72, 81

Header Studs
& Bolts -
pages 59-60, 71

Camshaft Bolts
page 68

Thermostat
Housing Bolts
pages 64, 71

Valve Cover Bolts
& Studs - pages 58, 72

Rocker Arm
Adjusters - page 57
Rocker Arm Studs - page 56

ASSEMBLE YOUR ENGINE THE RIGHT WAY WITH ARP FASTENERS!

Front Cover Bolts &
Studs - pages 62, 71

Header Studs
& Bolts - page 59-60, 71

Main Studs &
Bolts - pages
50-55, 83

Flywheel/Flexplate
Bolts - pages 74-75

Water Pump
Bolts - page 62, 71

Wheel Studs
pages 79-80

Drive Plate
Bolts - page 78

Torque Converter &
Pressure Plate Bolts
pages 75-76

FASTENERS AND STREET

Air Cleaner Studs - page 65

Tools pages 101-104

Carburetor Studs - pages 65, 82

Head Studs & Bolts pages 38-49, 83



1863 Eastman Avenue, Ventura, CA 93003

e-mail: info@arpfasteners.com

web: arp-bolts.com

arpdiesel.com

phone: 805-339-2200

fax: 805-650-0742

800-826-3045

INDEX

Accessory rear cam drive.....	63
Air cleaner studs.....	65
Alternator bolts.....	62, 71
Alternator studs.....	70, 82
Apparel.....	105-106
Assembly lube.....	101
Bellhousing bolt & studs.....	63, 76
Blower studs & pulley bolts.....	66
Brake hat bolts.....	78, 81
Bulk fastener bins.....	94
Camshaft bolts.....	68
Cam sprocket bolt kits.....	68
Cam tower bolt & stud kits.....	68
Carburetor float bowl bolts.....	66
Carburetor studs.....	65, 82
Carrier fasteners.....	78
Chrome moly bolt 5-packs.....	86-94
Clutch cover bolt kits.....	77
Coil bracket bolts.....	65, 70
Cylinder head bolts.....	47-49
Distributor studs.....	66, 70
Drive pins.....	79
Drive plate bolts.....	79
Engine accessory kits.....	73
Engine case kits.....	53
Flexplate bolts.....	75
Flywheel bolts.....	74-75
Front cover bolts and studs.....	62, 71
Front mandrel bolts.....	82
Fuel pump bolts.....	62, 71
Fuel pump pushrods.....	69
General purpose nuts.....	95-97
General purpose washers.....	99
Harmonic damper bolts.....	67
Head bolts.....	47-49
Head studs.....	38-46
Header bolts & studs.....	59-60, 71
Hex nuts.....	96
Insert washers.....	100
Intake manifold bolts.....	64, 72, 81
Main studs & bolts.....	50-55
Metric exhaust/accessory studs.....	60
Motor mount bolts.....	62, 77
Nyloc nut 5-packs.....	96
Oil pan bolts & studs.....	61, 72
Oil pump drives.....	69
Perma-Loc adjusters.....	57
Plate nuts.....	97
Porsche specialty fasteners.....	53, 77, 90
Pressure plate bolts.....	76
Rear end cover bolts.....	77
Ring compressors.....	104
Ring gear bolts.....	78
Rocker arm studs.....	56
Rod bolt extensions.....	103
Rod bolt stretch gauge.....	103
Rod bolts.....	30-37, 83-85
Spark plug indexer.....	103
Special purpose washers.....	98-99
Stainless steel bolt 5-packs.....	86-94
Starter bolts.....	63
Thermostat housing bolts.....	65, 71
Thread chasers.....	103
Thread sealer.....	102
Torque converter bolts.....	75
Torque specs.....	24-26
Transmission pan bolts & case bolt kits.....	77
Valve cover bolts & studs.....	58, 72
Water pump bolts.....	62, 71
Weld bungs.....	100
Wheel studs.....	79-80

ROD BOLTS

pages 30-37

Replacement and aftermarket

CYLINDER HEAD

pages 38-49, 56-60

Head studs & bolts, rocker arm components, valve cover, header

ENGINE BLOCK

pages 50-55, 61-63

Main studs & bolts, oil pan & pump, front cover, water pump

INTAKE SYSTEM

pages 64-66

Manifold bolts, carb, air cleaner & blower studs, coil, distributor

ENGINE COMPONENTS

pages 67-69

Cam, harmonic damper bolts, fuel pump pushrod, oil pump

ACCESSORIES

pages 70-73

Complete bolt kits, individual bolts from intake to oil pan

DRIVELINE

pages 74-79

Flywheel, flex & pressure plate, converter, rear end, wheel studs

NASCAR SPECIALTIES

pages 80-82

Special fasteners for NASCAR competition

DIESEL

pages 83-84

Rod bolts, head studs, main studs, driveline, valve cover

POWERSPORTS

page 85

Rod bolts, head studs & bolts, main studs & bolts, accessory

BULK FASTENERS

pages 86-100

Bolt 5-packs, washers, nuts, bulk bins, weld bungs, stand-off brackets

TOOLS

pages 101-104

Rod bolt extenders, stretch gauge, ring compressors, thread chasers

APPAREL

pages 105-106

A Brief History

They say that to be successful you must identify a need and satisfy it. Back in 1968 racing enthusiast Gary Holzapfel saw that many of his friends' broken engines were caused by fastener failure. At the time, there were no commercially available studs and bolts up to the challenge. So Holzapfel



*Gary Holzapfel
Founder and CEO*

called upon his many years of fastener making experience for a leading aerospace subcontractor and founded ARP (Automotive Racing Products). In the ensuing years, the firm has grown from what was literally a backyard garage workshop into a highly diversified manufacturer with five operational entities in Southern California with a combined area in excess of 148,000

square feet. These include forging, machining, finishing and packaging/warehousing facilities in Santa Paula and Ventura, California. There is even a unique racing-themed restaurant at the main Santa Paula facility (called "Hozy's Grill" - which is open to the public).

Today, ARP's product line contains thousands of part numbers, and has expanded to include virtually every fastener found in an engine and driveline. These range from quality high performance OEM replacement parts to exotic specialty



Three generations are now involved in the company – Gary: founder & chairman, Mike: president, Ryan: manufacturing

hardware for Formula 1, IndyCar, IMSA TUDOR, NASCAR and NHRA drag racing and marine applications.

As a matter of fact, ARP's customer list reads like a "who's who" of motorsports around the world. In the past several years, virtually every major championship on the planet has been won with engines prepared by ARP customers. These include NASCAR Sprint Cup, IndyCar, Formula 1, IMSA TUDOR, NHRA Top Fuel, Funny Car & Pro Stock, NASCAR Xfinity Series and Camping World Truck Series. And so it goes. ARP works closely with many, many teams as a supplier of engine and driveline fasteners, and has clearly become recognized as "the" preeminent source for serious racers.

In addition to its core automotive business, ARP has an Aerospace Division, and is one of the very few companies in the world fully licensed by the United States Government to manufacture MS-21250 fatigue rated fasteners.

ARP also manufactures a variety of industrial fasteners on a contract basis, and is known for its ability to promptly provide efficient solutions to problems at hand.



Packaging, warehousing and sales operations are handled out of Ventura.

ARP's state-of-the-art manufacturing facility in Santa Paula.






Material comes from the mill in large coils...which subsequently will be fed into cold-headers and formed into bolts.

The Manufacturing Process...

In order to ensure optimum quality control, ARP has grown to be exceptionally self-reliant and now controls all aspects of the manufacturing process. All operations are performed in-house and closely monitored. This is how ARP has been able to establish a reputation for “zero defects” quality throughout the industry.

The process begins right at the mill, where ARP orders only premium grade materials including several proprietary alloys. The ever-popular 8740 chrome moly steel, for example, comes from the mill in four distinct grades. The lowest is “commercial,” which is followed by “aircraft quality.” ARP uses only the top two grades (SDF and CHQ), which cost twice as much, but provide the foundation for defect-free fasteners. These materials come in bar stock (for studs) and huge coils (for bolts).

Transforming raw material into a fastener begins with “hot” and “cold” heading processes. Material is fed into powerful devices and cold forged, or induction-heated and formed under tons of pressure.



Some bolts begin as induction-heated lengths of bar stock that are forged on huge presses with the desired head shape.



ARP's bank of cold-headers can handle material up to 5/8" diameter and form bolts in a multi-phase operation.



Lengths of bar stock are automatically fed into special machines and cut to the appropriate length.



An overview of part of ARP's expansive machining operations. The shop is laid out for optimum efficiency.

800-826-3045



Following the basic shaping, material is heat-treated to desired levels. This crucial process is done entirely in-house to assure total quality control. ARP uses special vertical racks to hold each piece individually and assure complete 360° penetration. This is far superior to commonly-used methods of dumping items into a large bin and batch-treating.

Studs are centerless ground to guarantee concentricity. The thread rolling operation (to MIL-S-8879A specs) is done after heat-treat, which accounts for a fatigue strength up to *twenty times higher* than fasteners which are threaded prior to heat-treat.

ARP manufactures nuts in a multi-step process that begins with raw material being fed into a giant forming device that “blanks” the hex and 12-point nuts and continues with highly sophisticated automated threading equipment tapping each nut with an accuracy of .001” (which is five times higher than the aerospace standard). This ensures an exceptionally close-tolerance fit between the bolt/stud and nut.

Metal finishing is also performed in-house at ARP. Operations include black oxide coating of chrome moly or polishing stainless steel to a brilliant luster.



The Grinding Department is where all studs are centerless ground to ensure that they are perfectly concentric. As many as ten machining steps are required to achieve this level of accuracy.



Powerful cold-forging equipment is used to make ARP's hex and 12-point nuts. Multi-stage dies are employed to precision-form the finished “blanks.”




A series of CNC-threading machines are employed by ARP to accurately tap the threads in nuts. Tolerances held are better than aerospace standards.



ARP performs the thread rolling operation after heat-treating, which results in a fatigue strength up to 20 times higher than fasteners with threads rolled prior to heat-treatment.



Heat-treating is critically important in obtaining the correct tensile strength. Fasteners are placed in special vertical racks to ensure complete 360° penetration.





A bank of CNC machining centers are employed at ARP to perform specialty operations.



State-of-the-art EDM technology is used to perform special operations, such as hex-broaching the nose of a unique short-run fastener.

Also on the premises is a fully-equipped lab for R&D and quality control. It has everything required to ensure that ARP products measure up to the company's ultra high standards. Some of the tests that ARP personnel perform on a daily basis include proof loading (using a 120,000 lb. capability tensile machine), fatigue cycle (Amsler) and hardness (Rockwell). Visual inspections include use of an optical comparator (to check thread root contour, etc.), fixtured micrometers and microscopic grain flow analysis. The computer-controlled fatigue cycle testers allow ARP to take fasteners to a failure point in millions of cycles – as opposed to the aerospace norm of 65,000 average to 130,000 cycles maximum. This allows ARP engineers to verify the design specifications of each fastener, and prove its ability to provide superior long-term service.

Finished products are packaged and warehoused in ARP's Ventura facility, which is also home to the firm's customer service, technical and sales office.



Fasteners are shot-peened after heat-treatment to improve overall external integrity.



The finishing touch for most chrome moly fasteners is the black oxidizing operation. Fasteners go through a series of "baths."

Behind The Scenes

There are a number of important elements in the production of specialty fasteners, not the least of which are materials, design and manufacturing. As you read further into this catalog, you will get a better idea of the extraordinary steps taken by ARP to produce the very finest products of their kind on the market today. The key to success in all areas is personnel. And here's where ARP's cadre of highly qualified and dedicated specialists shines brightly.

Two valuable resources in the design of ARP products are Russell Sherman, P.E., and up until 2014, Dr. Kenneth Foster. Both men have extensive backgrounds in mechanical engineering, metallurgy and stress analysis. Mr. Sherman's academic credentials are substantial, and real world experience equally impressive. Mr. Sherman has been awarded a fellowship from A.S.M. International, a technical achievement award from Fastener Technology International, and holds a number of fastener patents. (Dr. Foster passed away in 2014. Please read about his contribution to ARP on page 12 – "ARP Foundations" – with tributes to three important members of the ARP team who are no longer with us.)



*Russell Sherman, P.E.
Consulting Engineer*



*Robert Logsdon
Q.C. Consultant*

Some of the most valuable work done by Foster and Sherman includes analyzing various aspects of engine, chassis and driveline structural loads, and coming up with solutions to the problems at hand. In this manner, the ARP Research Team is able to continually expand the company's product line.

ARP has added Robert Logsdon to its cadre of consultants. He comes to ARP with vast experience in the area of Metrology, Quality Control, Manufacturing, Acquisition and Configuration Management. Logsdon is a graduate of the U.S. Naval Academy of Metrology Engineering, the Defense Management College



High powered magnifiers are used to carefully inspect critical components. ARP's quality control team is relentless!



A series of special checking devices are employed to monitor the quality of threads. For every thread size, there is a checking device.



Two computer-controlled Instron tensile machines are used to determine the ultimate tensile strength of studs and bolts.



ARP has two highly sophisticated Amsler fatigue machines, which test fasteners through millions of cycles.

and U.S. Air Force Institute of Technology. Additionally, ARP has one of the industry's most complete in-house R&D/QC facilities and a wide variety of testing equipment. Through the combined efforts of Logsdon and ARP's management team, the ISO 9001 Level 1 (Quality Manual), Level 2 (Quality System Procedures) and Level 3 (Work Instructions) documentation has been finalized and is being implemented. ARP is now ISO 9001:2008 and AS9100 registered.

ARP also enjoys a solid working relationship with many of the most respected professional engine builders and race teams from the world over – including those involved in Formula 1, IndyCar, IMSA TUDOR, NASCAR, NHRA, IHRA, World of Outlaws and a host of others. Constant interaction with these racing experts to provide fasteners for a wide variety of competition applications enables ARP to stay on the cutting edge of fastener technology development.

You will find ARP fasteners sold by leading performance retailers and professional engine builders from coast to coast. These firms know that ARP fasteners are the standard of the industry, and smart consumers will accept no substitutions. As you can see, all ARP fasteners are proudly made in the USA

to the industry's highest standards. ARP also supports racers through generous contingency awards programs with many racing programs. ARP is a long-time NHRA Major Sponsor.

What ARP Can Do For You

In addition to manufacturing a comprehensive array of cataloged fasteners for automotive and aerospace applications, ARP thrives on the challenges of developing fasteners to solve unique problems. Racers, Pro Street enthusiasts and street rodders have, over the years, approached ARP about manufacturing special fasteners for unique applications, and the company has responded with innovative solutions.

ARP can provide complete R&D services, including metallurgical research, product design, prototype machining and extensive laboratory testing. Moreover, ARP has experience manufacturing fasteners from a wide variety of materials. All work can be performed under the strictest confidence. ARP is well versed in facilitating proprietary research and custom manufacturing for corporations the world over.

It is for good reason that ARP is recognized as "The World Leader In Fastener Technology!"



The finished goods are given a protective coating and stored in sealed containers, awaiting packaging. Millions are in stock!



ARP fasteners are prominently featured at leading performance retailers worldwide.



After final packaging the kits are placed in storage racks and are ready for order fulfillment. Thousands of SKU's are warehoused.



Components for each kit are placed on the appropriate display cards, sealed and labeled. Through-put has been significantly increased.

800-826-3045



THE "AEROSPACE QUALITY" MYTH

In areas from hose ends to engine fasteners the terms "Aerospace material and Aerospace Quality" have become buzz words implying the very best in design, materials and quality control.

"It isn't necessarily so", says Gary Holzapfel, founder and CEO of Santa Paula, California based ARP, Inc. ARP (Automotive Racing Products) supplies extremely high strength and fatigue resistant threaded engine fasteners to NASCAR, IndyCar, NHRA, IMSA TUDOR and Formula 1 engine builders and manufacturers. Holzapfel explained his reasons in an interview with Carroll Smith.

Smith: "Gary, do you believe that the term "aerospace quality" is over rated in the specialty fastener industry?"

"Yes I do. First of all, the term is meaningless. Any AMS (Aerospace Material Specification) material must be matched to the specific application. As an example, some airframe bolts (AN3-20) are legitimate "aerospace parts" and are very well suited for the low stress applications for which they were designed. But with a minimum ultimate tensile strength of 125,000 psi, and a relatively low temperature limit, they would be completely unsuitable for use in a racing engine.

We started out in the aerospace fastener business and we understand it. That's why we're not in it any longer. What is not generally understood about aerospace fasteners is that the fastener manufacturers do not design the product. The nuts, bolts and studs are spec'd by the airframe or engine designers and put out for bid. As long as the supplier certifies that the product meets the minimum requirement of the specification and it passes the customer's inspection procedures, low bid wins."

Smith: "Are you implying that the aerospace fastener manufacturers cut corners in order to win contracts?"

"No, it's a matter of manufacturing goals and simple economics. The aerospace market is price dominated. In order to get the contract, the fastener manufacturer's goal is to meet the specification at the least cost, not to produce the best possible part.

This means that they are going to use the least expensive steel and manufacturing processes that will meet the specification. There is nothing wrong with this approach.

It certainly does not mean that certified aerospace fasteners are unsafe in any aspect. They will do the job for which they were designed.

There is another factor. Airframe and aircraft engine manufacturers design their components to a very high margin of safety. Further, aerospace structures are designed to be "fail safe." There is a back up or second line of defense for virtually every structural component so that an isolated failure will not lead to disaster. They are also subjected to frequent and rigorous inspections."

Smith: "What's different about motor racing?"

"Quite a lot, really. While the demands for strength, fatigue resistance and quality control can be similar, and the assembly and inspection procedures in racing can be as rigorous as aerospace, in professional racing very few parts are over designed and there are no fail safe features.

There are no back up provisions for component failure. A failed (or even loosened) nut or bolt in a racing engine means disaster – instant catastrophic failure. An expensive engine is destroyed and a race is lost.

That is why random failures are unacceptable in motor racing, and why aerospace standards should be only a starting point. This means that a specialist in the production of high performance engine fasteners must design and manufacture the very best fasteners that can be produced."

Smith: "So where does the production for a new racing fastener begin?"

"The design process begins with the customer's requirements the operating conditions and loads to be expected, the packaging constraints and the weight and cost targets. This allows us to select the optimum material for the part, and to do the initial mechanical design.

There is more to material selection than simply choosing the best alloy. It means using only the cleanest and purest steel available, which, in turn, means researching to identify the best and most modern steel mills. It means working closely with the mills both to insure consistent quality and to develop new and better alloys.

There are not only a myriad of alloys to choose from; but for each alloy there are several grades of "aircraft specification" steel wire from which fasteners can be made. We believe that only the top (and most expensive) grade – shaved-seamless, guaranteed defect-free – is suitable for racing engine applications.

We also believe that samples from each batch should be subjected to complete metallurgical inspection."

Smith: "How many alloys do you work with?"

"We are currently producing fasteners from at least 10 different steel alloys from 8740 chrome moly to the very high strength chromium-cobalt-nickel alloys such as Custom Age 625+. We also use stainless steel and titanium. With UTSs (Ultimate Tensile Strength)

from 180,000 to 270,000 psi, we can suit the material to the job and the customer's cost restraints. We are continually researching and experimenting with new alloys and manufacturing processes – some with all around better strength and fatigue properties."

Smith: "Once the design work is done and material has been selected, what's next?"


"Next comes the actual process of manufacturing. It goes without saying that all high strength bolts must have rolled rather than cut threads, and that the threads must be rolled after heat-treatment.

But there is more to it. The old saying to the effect of, "If you are doing something in a particular way because that's the way it has always been done, the chances are that you are doing it wrong," holds true in fastener technology.

Technology advances, and we have to advance with it. All of the manufacturing processes should be subject to continuous experimentation and development. As an example, with some alloys, cold heading produces a better product than hot heading, and vice versa. The number and force of the blows of the cold heading machine can make a significant difference in the quality of the end product. Excessive numbers of blows can lead to



ARP's Mike Holzapfel and Russ Sherman discuss a fastener's alloy.



voids in the bolt head. ARP, in fact, holds significant patents on cold heading procedures for the higher nickel and cobalt based alloys. In a typical aerospace manufacturing process, these alloys are hot headed from bars, reduced in diameter from 48 to 50% by cold drawing, resulting in a hardness of about Rockwell C46 which is too hard for cold heading. So, the blanks are locally induction heated in a very narrow temperature envelope and hot headed.

If care is not taken the process can reduce the hardness of the bolt head and the area immediately under it as much as 3 to 5 points on the Rockwell C scale. Subsequent heat-treatment does not restore this partially annealed area to full hardness and strength. Therefore, the final result can be a relatively soft headed bolt. This process is not preferred by ARP.

Our patented process begins with a softer wire that can be cold forged. The process work hardens the head and the under head area to the desired hardness. We then power extrude the front end to achieve the reduction and hardness in the shank resulting in a bolt with even strength and hardness from end to end.

The same is true of thread rolling. Temperature and die speed must be controlled and changed for different alloys. Many bolt manufacturers who meet the Aerospace Specifications don't come close to meeting our standards. We consistently go beyond standard aerospace specs.

Our concern with the manufacturing processes extends to the details of heat-treating, shot-peening, fillet rolling and grinding – down to the frequency of dressing the grinding wheels.

In the arena where aerospace standards are a starting point and random failures are unacceptable, I feel ARP stands alone as a primary engineering and manufacturing source for specialty and custom fasteners for use in motorsports.

It is important to realize that simply quoting an AMS (Aerospace Material Specification) number without strength and percentage of elongation numbers is meaningless. Statements that the use of a particular material will, in itself, result in extreme strength and resistance to fatigue can be misleading. In the world of high strength alloys, whether they are used for bolts or for landing gears, the manufacturing processes are at least as important as the material specification.

Some in our industry claim to inspect materials at the “molecular” level.

In metallurgical terms, molecules are not necessarily part of the vocabulary. Our engineers tell us that talking about molecules is misleading. When reference is made to metal, it is typically in terms of atom structures. We routinely check metallurgical features microscopically. By the way, the same is true for claims of manufacturing to “zero tolerance.”

“Our engineers tell us that this is technically unrealistic.”

Smith: “How does the actual process work at ARP?”

“For each new design, we produce a number of prototype parts using different design aspects and sometimes different methods.

We inspect and test after each process, choose the best design and method of manufacture, and then freeze the design and write the manufacturing specification.”

Smith: “You have mentioned the importance of fatigue resistance. Is there a difference in the procedures for strength and fatigue testing between aerospace and the specialty racing industry?”

“Yes. While the ultimate tensile strength testing is the same, fatigue testing is different. Aerospace fasteners are fatigue tested to the relevant specification of fluctuating tension load and number of cycles typically 130,000 cycles with the high tension load at 50% of the UTS and the low load at 10% of the high load. If all of the test samples last 85,000 cycles (per AMS 5842-D), the lot is accepted.



Fatigue, tensile strength and Rockwell testing are all key parts of our material quality control process.

Even though racing fasteners are not continuously subjected to their maximum design load, at 18,000 rpm, 100,000 cycles takes just 5 minutes, thirty-four seconds. Except for drag racing, measured in seconds, no race lasts just 5 minutes. Therefore we consider this Aerospace Standard to be inadequate. At ARP, we fatigue test to elevated loads (10% above aerospace requirements) and to a minimum cycle life that exceeds 350,000 cycles. The majority of samples are routinely tested to one million cycles. During material development...and in the case of extremely critical new designs, we test to destruction.

Thread rolling is the last mechanical operation in our manufacturing process. For each production run the thread rolling machine is shut down after a few parts. These parts are inspected for dimensional accuracy and thread quality, and are physically tested for both strength and fatigue before the run is continued. Random samples are inspected and tested throughout the run. Extremely critical components are individually inspected for dimensional integrity.”


Smith: “What about out-sourcing?”

“Economics often dictate that many processes in the manufacture of aerospace fasteners are farmed out. In the early days, ARP began as an out-source thread rolling shop.

Over the years, however, we have found, through experience, that the only way to maintain the quality we require is to keep everything in-house. From heading through machining, grinding, heat-treat, thread rolling, and shot-peening to black oxide treatment we perform every operation in house on our own equipment with our own employees.”

Smith: “Gary, One of the things that I am hearing is that every aspect of the manufacture of racing engine fasteners is more expensive than that of similar aerospace items.”

“True, but the bottom line is that we have to look at the cost aspect of the very best fastener versus the cost aspect of a blown engine and a lost race. In the end, the manufacturing of fasteners for racing comes down to a matter of attitude; a refusal to accept published standards and procedures as the best that can be done and most of all a determination to learn and to make still better products.”



A TRIBUTE TO ARP'S FOUNDATIONS

During the past 47 years, ARP has relied on the expertise of three individuals who contributed to our strong technological foundations. Their experience and knowledge covered three core areas that have been critical to ARP's success at designing and manufacturing the best fasteners in the industry: fastener stresses and engineering, practical use of chassis fasteners and pushing engine fasteners to their limits. We feel it is important to acknowledge these individuals who left their imprints on ARP – everyone who uses our fasteners benefits from the knowledge and experience they imparted before they left us. – Mike Holzapfel

Kenneth Foster

Dr. Foster had a Ph.D. in Engineering Mechanics from Cornell University and taught at several colleges. He was formerly the head of Stress & Dynamics at Hughes Aircraft, Space Systems division. He also worked on numerous projects with NASA.

Once he began working for ARP, Ken brought all those experiences to bear on the challenges of designing and engineering racing fasteners. Over the years, he was involved in examining all aspects of high-strength fasteners, always figuring out the balance between high-strength, ductility, fatigue and notch sensitivity. Ken was a huge asset to ARP and a friend to all of us here who worked with him.

Ken enjoyed a dynamic career as a consulting engineer and valued the relationships he created with colleagues and clients. Ken took great pride in his work and enjoyed sharing his knowledge and expertise with others. A teacher at heart, Ken

showed great patience – whether explaining a complicated analytical process to another professional or tutoring neighborhood kids in basic algebra. Ken loved his work and his family, including his beloved wife Connie and their children and grandchildren. Active into his 80's, Ken was known as the Silver Streak at the high school track. An active community member, Ken was the leader of a prostate cancer support group, offering education and support to numerous men around the world.

Ken Foster, PhD, 1932-2014.



*Consulting Engineer
Ken Foster*

Carroll Smith

Carroll Smith was a design and development engineer, a team manager, driver coach and all-around racing guru. And before that, he was known for his 30+ years of racing experience, driving in SCCA events, as well as on circuits in Europe including the Targa Florio and Le Mans.

Among his peers at the Society of Automotive Engineers, he served as a judge for the Formula SAE competition. One of his proudest honors was the Society's Excellence in Engineering Education award.

Carroll Smith was a race engineer and special motorsports consultant with Automotive Racing Products for more than decade. The pages of our catalog bear the mark of his enormous contributions to our efforts.

Here at ARP, as elsewhere, Carroll Smith's mission was sim-

ple. He was determined to impart the encyclopedic knowledge of racing and the machinery of racing that he learned during those decades on the world's racetracks, around those shops and among his engineering peers.

He left us at ARP with a significant engineering inheritance. Much of what we now know from Carroll will ensure we remain the world leader in the field of racing fasteners.

Carroll Smith passed away at his California home on May 16, 2003, from pancreatic cancer.



*Legendary Race Engineer
Carroll Smith*

Smokey Yunick

For many years "Smokey" Yunick served as a valued tech consultant and spokesman for ARP. He was a popular host of our Tech Seminars at trade shows, and his knowledge of fasteners was truly astounding. Smokey passed away in 2001, but his wit and wisdom will live on.

Smokey never did anything related to racing halfway – he was constantly exploring and learning his entire life. He was fully involved in racing from the mid 40's through the late 70's. After that, he worked in his shop everyday, creating new engine designs and solving problems. We chose Smokey to be a spokesman and technical consultant for ARP because of his decades as one of the world's most innovative and prolific engine builders – and his ability to tell it straight.

During his racing years, fastener technology followed the "cut and try method." He tried going one size larger, he tried

aerospace fasteners and he tried fasteners from various companies who claimed expertise. Through those learning experiences, he found that there were no solid solutions.

From the day Smokey visited our facilities and talked to our engineers, he realized that he had found what he was looking for: a company that was focused on building the best racing fasteners, with the engineering expertise, raw materials, manufacturing processes and quality control.

Smokey was a valued consultant and spokesman until his passing in 2001.



*Hall of Fame Mechanic
"Smokey" Yunick*

There are literally hundreds of standards and specifications. For all types of applications, from bridges to spaceships. None are, however, as critical as those required for real-world motorsports applications. In an environment where lighter is faster there is clearly no room for redundancy systems, like those found in military and aerospace applications. The mere nature of Motorsports requires designers to produce fasteners that are light; yet produce toughness, fatigue and reliability factors that extend far beyond other acknowledged application standards. The design and production of fasteners, exclusively for racing, clearly involves many complex factors. Some so special no standards or design criteria exist; and so everyone at ARP is totally dedicated to the development and analysis of appropriate bolt designs exclusively for special applications. Designs that take into account the special loads and endurance that must be carried, the material selection, processing, and the methods of installation that will continue to deliver ARP quality and reliability.

The focus of the following material, prepared by the ARP engineering staff, could be called:

“MOTORSPORTS FASTENER ENGINEERING for the NON-ENGINEER”

It is hoped that by providing an overview of the engineering, design and production forces ARP applies daily, you – as the end user – will be better equipped to evaluate your initial fastener requirements, effectiveness and performance.

DESIGN PROCEDURES for AUTOMOTIVE BOLTS

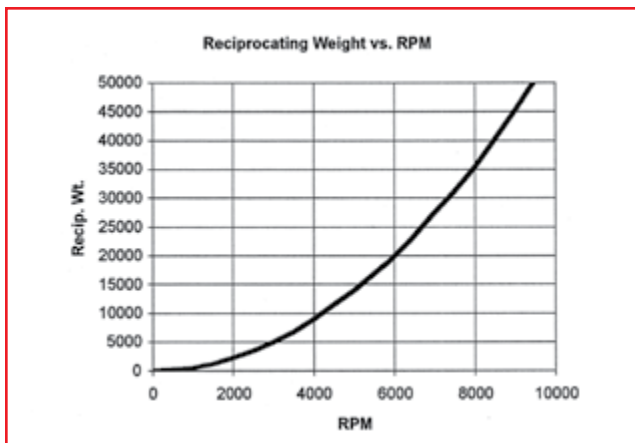
Presented by Dr. Kenneth Foster, PhD

The design of automotive bolts is a complex process, involving a multitude of factors. These include the determination of operating loads and the establishment of geometric configuration. The process for connecting rod bolts is described in the following paragraphs as an example.

The first step in the process of designing a connecting rod bolt is to determine the load that it must carry. This is accomplished by calculating the dynamic force caused by the oscillating piston and connecting rod. This force is determined from the classical concept that force equals mass times acceleration. The mass includes the mass of the piston plus a portion of the mass of the rod. This mass undergoes oscillating motion as the crankshaft rotates. The resulting acceleration, which is at its maximum value when the piston is at top dead center and bottom dead center, is proportional to the stroke and the square of the engine speed. The oscillating force is sometimes called the reciprocating weight. Its numerical value is proportional to:

$$\left(\text{Piston Weight} + \frac{\text{Rod Weight}}{3} \right) \times \text{Stroke} \times (\text{RPM})^2$$

It is seen that the design load, the reciprocating weight, depends on the square of the RPM speed. This means that if the speed is doubled, for example, the design load is increased by a factor of 4. This relationship is shown graphically below for one particular rod and piston.



A typical value for this reciprocating weight is in the vicinity of 20,000 lbs. For purposes of bolt design, a “rule of thumb” is to size the bolts and select the material for this application such that each of the 2 rod bolts has a strength of approximately 20,000 lbs. (corresponding to the total reciprocating weight). This essentially builds in a nominal safety factor of 2. The stress is calculated according to the following formula:


$$\text{Stress} = \frac{\text{Force}}{\text{Area}} = \frac{\text{Recip. Wt.}}{\frac{\pi D^2}{4}}$$

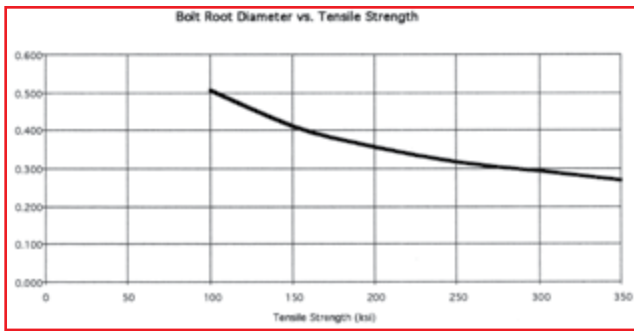
so that the root diameter of the thread can be calculated from the formula:

$$D = \sqrt{\frac{4 \times \text{Recip. Wt.}}{\pi \times \text{Allowable Stress}}}$$

This formula shows that the thread size can be smaller if a stronger material is used. Or, for a given thread size, a stronger material will permit a greater reciprocating weight. The graph (see page 14) shows the relationship between thread size and material strength.

It must be realized that the direct reciprocating load is not the only source of stresses in bolts. A secondary effect arises because of the flexibility of the journal end of the connecting rod. The reciprocating load causes bending deformation of the bolted joint (yes, even steel deforms under load). This deformation causes bending stresses in the bolt as well as in the rod itself. These bending stresses





fluctuate from zero to their maximum level during each revolution of the crankshaft.

The next step is to establish the details of the geometric configuration. Here the major consideration is fatigue, the fracture that could occur due to frequent repetition of high stresses, such as the bending stresses described above. Several factors must be considered in preventing fatigue; attention to design details is essential.

Fatigue failure is frequently caused by localized stress risers, such as sharp corners. In bolts, this would correspond to the notch effect associated with the thread form. It is well known that the maximum stress in an engaged bolt occurs in the last engaged thread. By removing the remaining, non-engaged threads, the local notch effect can be reduced. This leads to the standard configuration used in most ARP rod bolts: a reduced diameter shank and full engagement for the remaining threads. Providing a local fillet radius at the location of the maximum stress further reduces the local notch effect. Thus this configuration represents the optimum with respect to fatigue strength.

The reduced diameter shank is helpful in another sense. It reduces the bending stiffness of the bolt. Therefore, when the bolt bends due to deformation of the connecting rod, the bending stresses are reduced below what they would otherwise be. This further increases the fatigue resistance of the bolt. A typical bolt configuration is shown below.



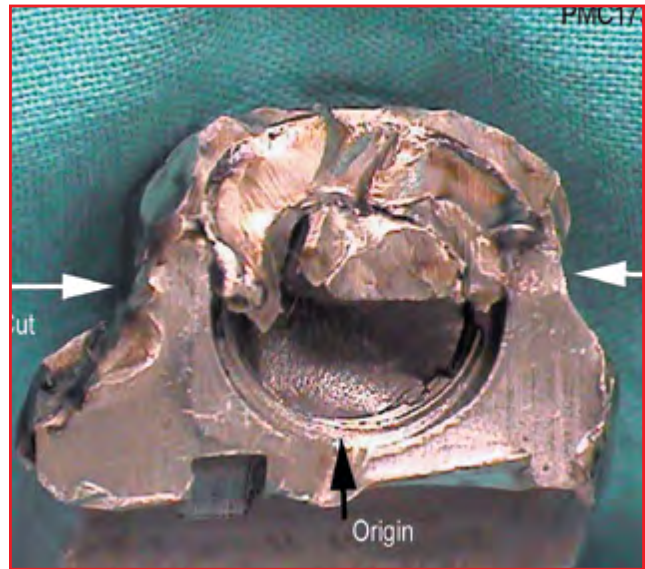
Once the bolt configuration has been established, the manufacturing process comes into play. This involves many facets, which are discussed in detail elsewhere. Here, however, one process is of primary interest. With respect to bolt fatigue strength, thread rolling is a major consideration. Threads are rolled after heat treating. This process, which deforms the metal, produces a beneficial compressive stress in the root of the thread. It is beneficial because it counteracts the fluctuating tensile stresses that can cause fatigue cracking. If heat-treatment were to occur after rolling, the compressive stresses would be eliminated. This would therefore reduce the fatigue resistance of the bolt.

An additional factor must be taken into account in defining the bolt configuration: the length of engaged thread. If too few threads are engaged, the threads will shear at loads that are lower than the strength of the bolt. As a practical matter, the thread length is always selected so that the thread shear strength is

significantly greater than the bolt tension strength.

This problem is especially important in bolts used in aluminum rods because of the fact that the shear strength of aluminum is much lower than the shear strength of steel.

Finally, although not a design parameter, the subject of bolt installation preload must be addressed. It is a fundamental engineering concept that the force in a bolt in an ideal preloaded joint will remain equal to the preload until the externally applied force exceeds the preload. Then the force in the bolt will be equal to the external force. This means that fluctuating external forces will not cause fluctuating forces in a preloaded bolt as long as the preload exceeds the external force. The result is that fatigue failure will not occur. In a non-ideal joint, such as in a connecting rod, the bolt will feel fluctuating stresses due to fluctuating rod distortions. These are additive to the preload, so that fatigue could result. In connecting rods, precise preloads are required because if they are too low, the external forces (the reciprocating weights) will exceed the preloads, thus causing fatigue. If they



are too high, they provide a high mean stress that combines with the fluctuating stresses due to rod distortion. Again, fatigue is promoted. The objective, then, is to preload a bolt so that it just exceeds the external load, and no higher. To sum up: both insufficient preloads and excessive preloads can lead to fatigue failures.

Appropriate preloads are specified for each ARP bolt. These preloads can be attained in a connecting rod by applying proper torque using a torque wrench or by measuring the amount of stretch in the bolt using a stretch gauge (it is known that a bolt stretches in proportion to the tension in it). The torque method is sometimes inaccurate because of the uncertainty in the coefficient of friction at the interface between the bolt and the rod. This inaccuracy can be minimized by using the lubricant supplied by ARP.

Other factors, equally as important as design, include material selection, verification testing, processing, and quality control. These aspects of bolt manufacturing are discussed elsewhere in this document.


The foregoing discussion concentrated on the design of bolts. The same considerations apply in the design of studs.

Recognizing Common Failures

There are six types of metallurgical failures that affect fasteners. Each type has unique identifying physical characteristics. The following chart is designed to be used like a spark plug reading chart to help analyze fastener failures. While few of us have access to sophisticated analysis equipment, a standard Bausch and Lomb three lens magnifying glass will generally show 98% of what we want to see. Several of the photos below have been taken utilizing a Scanning Electron Microscope (SEM) and are presented to simply illustrate typical grain configurations after failure.

1. Typical Tensile Overload

In a tensile overload failure the bolt will stretch and “neck down” prior to rupture. One of the fracture faces will form a cup and the other a cone. This type of failure indicates that either the bolt was inadequate for the installation or it was preloaded beyond the material’s yield point.



2. Torsional Shear (twisting)

Fasteners are not normally subjected to torsional stress. This sort of failure is usually seen in drive shafts, input shafts and output shafts. However we have seen torsional shear failure when galling takes place between the male and female threads (always due to using the wrong lubricant or no lubricant) or when the male fastener is misaligned with the female thread. The direction of failure is obvious and, in most cases, failure occurs on disassembly.

3. Impact Shear

Fracture from impact shear is similar in appearance to torsional shear failure with flat failure faces and obvious directional traces. Failures due to impact shear occur in bolts loaded in single shear, like flywheel and ring gear bolts. Usually the failed bolts were called upon to locate the device as well as to clamp it and, almost always, the bolts were insufficiently preloaded on installation. Fasteners are designed to clamp parts together, not to locate them. Location is the function of dowels. Another area where impact failures are common is in connecting rod bolts, when a catastrophic failure, elsewhere in the engine (debris from failing camshaft or crankshaft) impacts the connecting rod.

4. Cyclic fatigue failure originated by hydrogen embrittlement.

L-19, H-11, 300M, Aeromet 100 and other similar high strength “quench and temper” steel alloys, popular in drag racing, are particularly susceptible to “hydrogen embrittlement.” Extreme care must be exercised when handling these materials, and kept well oiled at all times to prevent hydrogen gas and moisture from accumulating and attacking the metal. This type of failure is easily mistaken with Stress Corrosion. The spot on the first photo is the origin of the crack and the original stress riser. The second photo is a SEM photo at 30X magnification.

5. Cyclic fatigue cracks propagated from a rust pit (stress corrosion)

Again, L-19, H-11, 300M and Aeromet 100, are particularly susceptible to stress corrosion, while 8740 and ARP2000 alloys are less susceptible to stress corrosion. These materials must be kept well oiled at all times and never exposed to moisture including sweat. The photos illustrate such a failure. The first picture is a digital photo with an arrow pointing to the double origin of the fatigue cracks. The second photograph at 30X magnification shows a third arrow pointing to the juncture of the cracks propagating from the rust pits. Inconel 718, ARP 3.5 and Custom age 625+ are immune to both hydrogen embrittlement and stress corrosion.

6. Cyclic fatigue cracks initiated by improper installation preload

Many connecting rod bolt failures are caused by insufficient preload. When a fastener is insufficiently preloaded during installation the dynamic load may exceed the clamping load resulting in cyclic tensile stress and eventual failure. The first picture is a digital photo of such a failure with the bolt still in the rod. The white arrows indicate the location of a cut made to free the bolt and the black arrow shows the origin of the fatigue crack. In the second picture – an SEM photo at 30X magnification clearly shows (1). The origin of the failure and the telltale “thumbprint” or “beach mark” (2). Tracks of the outwardly propagating fatigue cracks and (3). The point where the bolt (unable to carry any further load) breaks-away.

The following material is intended to provide a brief overview of the metallurgical considerations that, daily, influence the design and production of the most reliable fasteners in motorsports. It is hoped that a simple understanding of the knowledge and commitment required to produce this reliability will make your future fastener decisions much, much easier.

Metallurgy for the Non-Engineer

By Russell Sherman, PE

1. What is grain size and how important is it?

Metals freeze from the liquid state during melting from many origins and each one of these origins grows until it bumps into another during freezing. Each of these is a grain and in castings, they are fairly large. Grains can be refined (made smaller); by first cold working and then by recrystallizing at high temperature. Alloy steels, like chrome moly, do not need any cold work; to do this – reheat treatment will refine the grain size. But austenitic steels and aluminum require cold work first. Grain size is very important for mechanical properties. High temperature creep properties are enhanced by large grains but good toughness and fatigue require fine grain size – the finer the better. All ARP bolts and studs are fine grain – usually ASTM 8 or finer. With 10 being the finest.

2. How do you get toughness vs. brittleness?

With steels, as the strength goes up, the toughness decreases. At too high a strength, the metal tends to be brittle. And threads accentuate the brittleness. A tool steel which can be



ARP engineers use "Scanning Electron Microscopic" inspection capable of detecting all elements in the periodic table with atomic numbers greater than 5 – permitting the acquisition of high resolution imaging.

heat-treated to 350,000 psi, would be a disaster as a bolt because of the threads.

3. Define Rockwell as we use it. Why do we use the C scale?

A man named Rockwell developed a means of measuring hardness of metals which was superior to other methods. A Rockwell hardness tester measures the depth of penetration into the metal when a load is applied. For hard materials, a diamond penetrator is used. For soft material, small balls are used – 1/16" or 1/8" diameter-and the machine measures the depth. We use the C scale for the 120,000 psi strength level



Metallurgist, Russell Sherman, PE, and stress/dynamics engineer Dr. Kenneth Foster, PhD, are the heart of ARP's technical power team.

and above. The C scale uses the greatest load – 150 Kg. The A scale uses only a 60 Kg. load but can be correlated with C. It is necessary to use the A scale for thin sheets because using the 150 Kg load would cause the diamond to penetrate almost all the way through.

4. What is "micro hardness?"

Some parts are too small to be Rockwell hardness tested. They are placed in hard plastic and a microscope is used to place a small indenter into the metal. Using the microscope the length of the impression is measured.

5. How does modulus of elasticity refer to our products?

The modulus of elasticity of all alloy steels is exactly the same – 30,000,000 psi. This is true whether it is heat-treated or not – whether it is 100,000 psi strength level or 300,000 psi. Metals are like a spring – put a load on them

and they will stretch – double the load and they will stretch double. This is important in connecting rod bolts because by measuring the stretch we really are measuring the load. Load is what is important and measuring stretch of a given size and configuration bolt will indicate how much load is stretching the bolt.

6. What are metal carbides and what is their significance?

The strength of all alloy and carbon steels is derived from the metal carbides formed during heat treat. The carbon in steels combines with iron, vanadium and with chromium, as well as many other metal alloy additions to form compounds, which are a very hard phase within the iron matrix. Tool steels generally have high carbon content (above .8%) and can be made very hard – but brittle.



7. What exactly is chrome?

Chrome is the metal chromium and is typically used for plating because it is shiny. It is also used as an alloy addition to iron to form a stainless steel. A stainless steel must contain at least 12% chromium, but these lean chromium steels can still show some rust on the surface. Using 18% chromium will make a more rust resisting stainless. Exposing any stainless to oxygen at temperatures above 1200°F will cause the chromium to join the oxygen and therefore leave the surface depleted in chromium. If it falls below 12% the surface will show rust.

8. What does it mean when a broken part looks crystallized?

When the fracture face has a rocky appearance it is because the material had a very large grain structure. Basically the grain grew during manufacturing due to poor technique and handling. A properly processed part will have a silky smooth appearance which is an indication of fine grain size. So crystallization does not occur as a result of load or fatigue – it was present in the material at the time of manufacture.

9. Define “precipitation hardening” and “phase change.”

The precipitation hardening comes from microscopic precipitation of hard phases which serve to keep rows of atoms from moving under stress. Some metals undergo a change in atomic structure at high temperature. Alloy steels, which are bcc at room temperature, become fcc at temperatures above 1400°F. This switch over is called a phase change. When cooled down they revert back to the bcc structure. Management of this phase is extremely critical and ARP maintains a complete in-house heat-treatment facility. It's the only way we can assure material integrity.

10. What does a “face centered cubic” (fcc) atom arrangement look like? How many atoms?

A face centered cubic arrangement of atoms (austenitic) looks like a Las Vegas die with a five showing on all six faces. This can't be seen visually by any type of microscope.

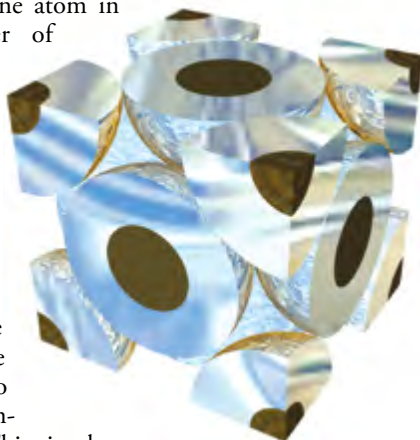
The number of atoms in any one cubic cell would be 14 – these do not stand alone but are attached to other cells which share some of the atoms.

11. How does a “body center cubic” (bcc) atom look? How many atoms?

The body center cubic structure would look like a die with a four on all faces and one atom in

the center of


the cube. The atomic arrangement of pure iron is bcc at room temperature and does not change until the temperature reaches 1674°F. At this temperature it changes to austenite which is face center cubic (fcc). The addition of carbon to the iron lowers this transition temperature. This is the basis for heat treatment of steel. If the iron



carbon alloy (steel) is quenched from the fcc field, the structure becomes martensite, a very hard strong condition.

12. What does a “stainless steel” atom arrangement look like?



The 300 Series stainless steels are face-centered cubic and are not heat-treatable. Heavy reduction (power dumping), in the cross section, during forging causes a dramatic increase in strength. This is the process ARP uses to make 304 Stainless reach 170,000-190,000 psi UTS.



13. How do the space lattice or crystal structures appear?

Body-Centered Cubic

Face-Centered Cubic



All grains or crystals are composed of atoms bound together in a definite pattern. These structures are called space lattice or crystal structures. At a fixed temperature, the atoms in an array are spaced a definite distance from one another, although they vibrate about their mean position. Even though atoms are actually not held together in this manner, it is helpful to picture the crystals as a 3-dimensional latticework connected by imaginary lines. Metallurgists who primarily study ferrous metal are interested in only two basic crystal structures: bcc (body-centered cubic) and fcc (face-centered cubic).

14. What are the metallurgical ramifications of “cold heading” vs. “hot heading?”

Cold heading is a more efficient process and allows the part to be cold worked. The temperatures used for hot forging will reduce the effect of work hardening. This is important for metals which derive much of their strength from the cold work. Cold heading produces a better product than hot heading. The number and force of the blows of the cold heading machine can make a significant difference in the quality of



the end product. Excessive numbers of blows can lead to voids in the bolt head. ARP, in fact, holds significant patents on cold heading procedures for the higher nickel and cobalt based alloys.

Our patented process begins with a cold drawn wire that can be cold forged. The process work hardens the head and the under head area to the desired hardness. We then power extrude the front end to achieve the reduction and hardness in the shank resulting in a bolt with even strength and hardness from end to end.

In a typical aerospace manufacturing process, these alloys are hot headed from bars, reduced in diameter from 48 to 50% by cold drawing, resulting in a hardness of about



Rockwell C46 which is too hard for cold heading. So, the blanks are locally induction heated in a very narrow temperature envelope and hot headed. The process reduces the hardness immediately in the area under the head approximately 3 to 5 points on the Rockwell C scale. Subsequent heat treatment does not restore this partially annealed area to full hardness and strength. The final result is a relatively soft-headed bolt. Therefore, this process is not used by ARP.


15. What is the difference between the usage of "bar" material vs. "wire"?

Bars produced by the mill in straight sections are normally shipped in 12 foot lengths. Wire is supplied in continuous coil form and is hundreds of feet in length. Bars are cut to length and the bolts are hot forged from these lengths. Wire on the other hand is fed into a cold header in a continuous manner.

16. What exactly is A286? And to what is it compared?

A286 is a 25% nickel and 18% chromium alloy with smaller amounts of titanium and aluminum, which precipitate during aging – after solution treatment. It is a true stainless steel due to the high chromium and it is austenitic due to the high nickel. A286 was developed as a high temperature alloy for use in pre-jet aircraft engines. The strength level was only 140,000 psi, but it had good high temperature strength and exceptional toughness, making it an excellent fastener alloy.

Rocketdyne became interested in it for rocket engines being developed in the early 60's. But they required higher strength. We were part of the team that developed a thermo-mechanical method to produce a strength level of 200,000 psi. This involved severe cold reduction after solution treatment and before aging. An aerospace material spec (AMS) was then



written requiring this treatment for 200,000 psi strength level. There is no other steel alloy, at this level, which can match A286 for corrosion resistance, toughness or bolt fatigue strength.

17. Define "Power Dump."

This is a term used to define the heavy extrusion of the fastener body during forging. The part is forced into a die much smaller than the blank thereby causing a severe reduction in cross section area. This reduction of the cross sectional



5-stage "Cold Header" used by ARP

area is accompanied by an increase in length because metals can't be compressed. However, power dumping or reduction, delivers a significant increase in strength properties and is part of the patented process we use to produce fasteners from 304 stainless steel with 170,000-190,000 psi UTS and AMS 5844 (ARP 3.5) with ultimate tensile strengths in the 260,000-280,000 psi UTS range with outstanding fatigue.

18. What is the difference between 4130 and 8740 chrome moly?

Both are alloy steels with similar chemistry. The 4130 has only .3% carbon and can't be hardened as high as 8740, which has .4% carbon. Also, 8740 has about .45% nickel and 4130 has none. Both have moly (most alloy steels have moly). The chromium content of 4130 is slightly higher, .95% instead of .55%. However, 8740 is generally considered to have slightly better toughness due to the nickel.

19. What exactly is ARP2000 and how does it compare to 8740 and 4340?

ARP2000 is a heavily alloyed martensitic quench and temper steel. It has excellent stability at high temperatures. But most important, ARP research discovered that in addition to temperature stability it has excellent notch toughness in the higher strength ranges and is alloyed to be tempered to Rockwell C45/47. 8740 and 4340 can be tempered to the same hardness. But, the tempering temperature would yield material in the “temper brittle zone” (between 500° and 700°F), producing significant notch sensitivity. ARP2000 is tempered above that temperature range and has a strength between 200,000 and 220,000 psi.

20. How does L19 compare to ARP2000?

L19 differs from ARP2000 in that it is a vacuum melted alloyed steel with sufficient chromium and carbon to achieve high hardness (but below the level of a stainless steel). L19 is air-cooled from the hardening temperature in a way that does not require an oil quench to achieve full hardness and is tempered to assure full conversion to martensite between 1025°F and 1075°F. L19 is a proprietary material capable of achieving strengths of 220,000/230,000 or 260,000/270,000 psi as may be required. Both L19 and ARP2000 steels are modified bcc (martensite) at room temperature. L19 has the same advantage as ARP2000 in that a high strength is obtained at a high tempering temperature. This alloy is easily contaminated and requires special handling.

21. What is AMS5844? And how does it compare to AMS5842E?

Both of these alloys are considered multiphase, non-steel, austenitic materials. Both derive their strength (260,000 psi) from severe cold work (48/50%) which raises the hardness from Rockwell C 46 up to 49/50. The AMS5842 (for MP159) was developed much later than AMS5844 (for MP35) in order to increase the usable service temperature by about 100° so it could be used in hotter sections of jet engines.

22. Provide a brief overview of the metallurgy required to produce AN, AMS & other Aerospace type fasteners.

All alloy steel fasteners are essentially manufactured by the same process. Incoming steel from the mill is forged to specification, then heat treated and thread rolled. Regular AN bolts are forged to size and are normally not precision ground. They may even have threads on them when heat treated.

Expensive aerospace fasteners are more likely suited for some motorsport applications. These fasteners require precision forging, careful heat treatment and then precision grinding, fillet rolling under the head and a great deal of skill in thread rolling.

23. What is moisture tolerance and how or where is it important?

Non-stainless steels have low moisture tolerances because the water attacks the steel by forming iron oxide (rust). Therefore none of these have a high tolerance for moisture and the surface must be protected by oil or plating. ARP maintains an in-house plating facility to assure all non-stainless product is delivered 100% corrosion free.

24. What metallurgical issues cause common failures?

The most common cause of failure of connecting rod bolts (and wheel bolts) is too little induced load (stretch) during installation. This allows the alternating load to impose cyclic

loading on the bolt. Over tightening is also another cause, because the induced stress is too close to the yield point.

25. How do the various standards compare to each other with regard to fasteners? Where are the standards?

A standard fastener is one that can be referenced from a nationally or internationally recognized standards document and may be produced by any interested manufacturer.

In all fastener categories the custodian of each group (MS-AN-NAS) has tried to standardize the processing of specifications such as heat-treating per MIL-H-6875, cadmium plating per AMS QQ-P-416, passivation per AMS QQ-P-35 and testing, per MIL.-Std 1312, among others.

ASTM stands for the American Society for Testing Materials, a large industry funded group used to write standards for many materials and testing procedures. It compares directly to **AMS (Aerospace Material Standard)**.

In the case of ARP, 100% raw material is purchased to AMS specification – with the exception of special alloys used in proprietary products. All materials are carefully examined for proper chemistry – and finally, periodic examination by an independent laboratory. ARP consistently strives to exceed industry specifications for quality and product management.

MS (Military Standards): MS bolt specifications cover a wide range of fastener hardware, high strength bolts, nuts and washers with spec's for materials and processing. MS fasteners have various tensile strengths.

AN (Army-Navy) Specifications: Generally lower strength bolts and studs primarily in the 125,000 psi UTS range. AN also covers a wide range of nuts, washers and other hardware.

NAS (National Aerospace Standard): These specifications cover fasteners in the strength ranges 160,000/180,000/200,000 psi UTS.

ISO (International Standards Organization):

ISO 9001-94: is a quality control system designed for manufacturers with design control.

ISO 9002-94: is a quality control system designed for manufacturers who build parts to customer specifications, and do not have design control.

ISO 9001:2008: is current ISO system well suited for manufacturers with engineering design functions, drawing control and statistical techniques to achieve demanding quality requirements.

AS (Aerospace Standard):

AS9100: is an Aerospace Quality Management System that includes and expands on all ISO requirements with focus to further improve product quality and meet or exceed customer requirements.

These two systems are the main focus of ARP's World Quality Concept.



MATERIAL SPECIFICATIONS

ARP manufactures fasteners from a wide assortment of materials ranging from popular stainless steel and 8740 chrome moly to exotic alloys that have been developed to handle space travel. You should also know that there are grades within specific alloys. For example, 8740 is available in four grades: 1. SDF (guaranteed seamless and defect free). 2 CHQ (cold head quality). 3. Aircraft. 4. Commercial. ARP uses only the first two (SDF and CHQ), even though they cost more than double "Aircraft" quality.

STAINLESS STEEL: Ideally suited for many automotive and marine applications because stainless is tolerant of heat and virtually impervious to rust and corrosion. ARP "Stainless 300" and Custom 450 materials are specially alloyed for extra durability. Both are polished using a proprietary process to produce a beautiful finish. Tensile strength is typically rated at 170,000-190,000 psi.

8740 CHROME MOLY: Until the development of today's modern alloys, chrome moly was popularly considered a high strength material. Now viewed as only moderate strength, 8740 chrome moly is seen as a good tough steel, with adequate fatigue properties for most racing applications, but only if the threads are rolled after heat-treatment, as is the standard ARP production practice. Typically, chrome moly is classified as a quench and temper steel, that can be heat-treated to deliver tensile strengths between 180,000 and 210,000 psi.

ARP2000®: ARP2000 is an alloy steel that can be safely heat treated to a higher level, producing a greater strength material than 8740. While 8740 and ARP2000 share similar characteristics – ARP2000 is capable of achieving a clamp load at 220,000 psi. ARP2000 is used widely in short track and drag racing as an up-grade from 8740 chrome moly in both steel and aluminum rods. Stress corrosion and hydrogen embrittlement are typically not a problem, providing care is taken to protect the parts from moisture and the parts are kept well-oiled.

L19®: This is a premium steel that is processed to deliver superior strength and fatigue properties. L19 is a very high strength material compared to 8740 and ARP2000 and is capable of delivering a clamp load at 260,000 psi. It is primarily used in short track and drag racing applications where inertia loads exceed the clamping capability of ARP2000. Like most high strength, quench and temper steels – L19 requires special care to avoid hydrogen embrittlement. This material is easily contaminated and subject to stress corrosion. It must be kept well-oiled and not exposed to moisture.

AERMET®: With a typical tensile strength of 290,000-310,000 psi, Aermet is a new martensitic super-alloy that is stronger and less expensive than the super-alloy austenitic materials that follow. Because it is capable of achieving incredibly high clamping loads, it is ideal for short

but extreme environments like top fuel, funny car and some short track applications. Although Aermet is a maraging steel that is far superior to other high strength steels in its resistance to stress corrosion, it must be kept well-oiled and not exposed to moisture.

INCONEL 718: A nickel based material that is in the high temperature, super-alloy class, it is found to be equally suitable in lower temperature applications. This material delivers tensile strengths in the 210,000-230,000 psi range and exhibits improved fatigue properties. Best of all, Inconel 718 is completely immune to hydrogen embrittlement and corrosion.

ARP3.5® (AMS5844): While similar to Inconel 718, these super-alloys are found in many jet engine and aerospace applications where heat and stress attack the life of critical components. The high cobalt content of this alloy, while expensive, delivers a material with superior fatigue characteristics and typically tensile strength in the 260,000-280,000 psi range. The immunity to hydrogen embrittlement and corrosion of these materials is a significant design consideration. These materials are primarily used in connecting rods where extremely high loads, high RPM and endurance are important factors – Formula 1, NASCAR and IRL applications.

CUSTOM AGE 625 PLUS®: This newly formulated super-alloy demonstrates superior fatigue cycle life, tensile strength and toughness – with complete resistance to atmospheric corrosion and oxidation. ARP is the first to develop manufacturing and testing processes for fasteners with Custom Age 625+. Best of all it is less expensive and expected to soon replace MP-35 as the material of choice in the high strength, super-alloy field. Typical tensile strength is 260,000-280,000 psi.

TITANIUM: ARP now offers special order fasteners made of an alloy (Ti6Al-4V) that is specially heat-treated (a process developed by ARP's own Russ Sherman) and provides superior strength to other titanium alloys employed in racing and aerospace. The material has a nominal tensile strength of 180,000 psi, and is very corrosion resistant. The main advantage of titanium, of course, is its weight – which is about 40% lighter than a comparable fastener made of steel. Head studs and accessory bolts are ideal applications for this lightweight material.

AerMet®, Custom 450® and Custom Age 625 PLUS® are all registered trademarks of CRS Holdings Inc., a subsidiary of Carpenter Technology Corporation.

QUICK REFERENCE GUIDE TO MATERIALS USED IN FASTENERS

MATERIAL	USE?	YIELD STRENGTH	TENSILE STRENGTH	USED FOR
Grade 5	No	90,000 psi	120,000 psi	Accessory bolts & studs
Grade 8	No	120,000 psi	150,000 psi	Accessory bolts & studs
"Stainless 300"	Yes	140,000 psi	170-190,000 psi	Accessory bolts & studs
Custom 450®	Yes	150,000 psi	170-190,000 psi	Accessory bolts & studs, head bolts
8740 chrome moly	Yes	180,000 psi	200,000 psi	Rod bolts, head & main studs & bolts
A286	Yes	170,000 psi	200,000 psi	Head bolts, accessory bolts
ARP2000®	Yes	200,000 psi	220,000 psi	Rod bolts, head & main studs
L19®	Yes	200-230,000 psi	260,000 psi	Connecting rod bolts
Inconel 718	Yes	190-210,000 psi	210-230,000 psi	Connecting rod bolts
Custom Age 625+	Yes	235-255,000 psi	260-280,000 psi	Head studs, connecting rod bolts
ARP 3.5®	Yes	220-250,000 psi	260-280,000 psi	Connecting rod bolts
AerMet®	Yes	260,000 psi	290-310,000 psi	Connecting rod bolts
Titanium	Yes	160,000 psi	180,000 psi	Head studs, accessory bolts



YOU CAN GET ARP FASTENERS MADE TO YOUR REQUIREMENTS!

The following pages in this catalog detail the vast number of “off the shelf” fasteners available from ARP. However, it’s important for you to know that a significant amount of ARP’s business comes from the development and manufacture of custom fasteners. For example, many top Formula 1 and IndyCar race teams and constructors have come to rely on ARP for a myriad of special purpose fasteners. Many of these have been developed on a proprietary basis, and we cannot go into details about “what” is being manufactured for “whom” by ARP. But suffice to say that ARP

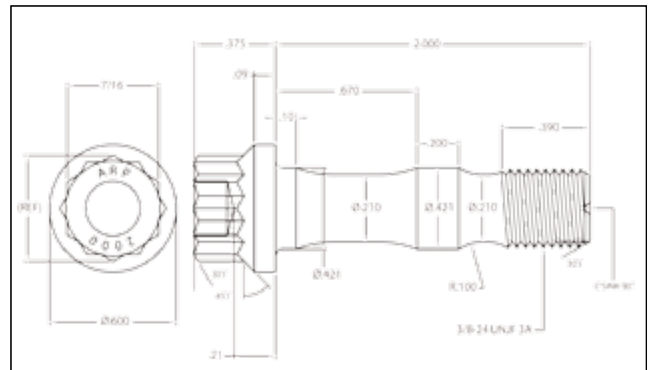
has established a reputation within the racing industry for doing cutting edge R&D and following it up with fasteners made to the most stringent quality control standards on the planet. ARP also “private labels” a number of special fasteners for various manufacturers in the performance industry.



8740

ARP2000

L19



ARP can custom manufacture fasteners from nearly a dozen different materials, with tensile strengths ranging from 170,000 PSI to over 310,000 psi. By way of example, we have made cylinder head studs for the same application from 8740 chrome moly, our own ARP2000 and L19.

The bottom line is that because of ARP’s extensive in-house R&D and manufacturing capabilities, the firm is in a position to design and build fasteners on a custom basis. Serious inquiries from members of the high performance industry are always welcome. Look to ARP to provide effective solutions to all your fastener needs!

Custom-Made ARP Titanium Studs & Bolts

One of ARP’s best-kept “secrets” is the company’s deep involvement in the manufacture of titanium fasteners. As a matter of fact, ARP’s metallurgist, Russ Sherman, literally “wrote the book” when he developed the original procedures for the heat treatment of the most popular titanium alloy in use today (Ti6Al-4V), and presented the research data to the American Society for Metals. Sherman’s procedure of solution-treating, warm processing and aging brings the titanium to strength levels never before achieved, and has also been instrumental in setting new standards for the aerospace industry.

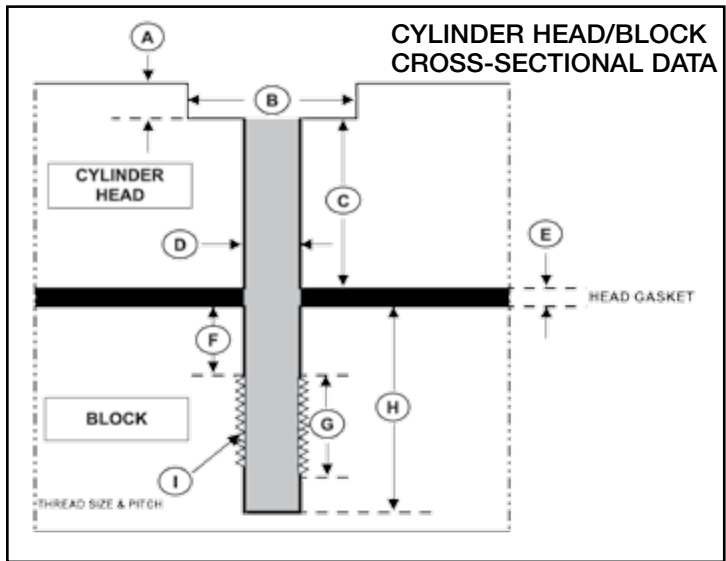
This particular titanium alloy and process lends itself well to a number of racing applications, including head studs and accessory fasteners. Of course, the primary advantage of using titanium instead of steel is weight; titanium is about 40% lighter. The material ARP uses has a tensile strength of 180,000 psi, comparable to heat-treated chrome moly – but about half the weight.

ARP stands ready to manufacture titanium fasteners custom-made to your specifications. Contact our Special Projects Dept. at **805-525-1497**.

GETTING THE CORRECT ARP HEAD STUD/BOLT FOR THE APPLICATION

Today, there are literally dozens of different cylinder head and engine block combinations for the more popular applications, and new offerings coming out all the time. It is virtually impossible for ARP's engineering staff to obtain detailed information from all of these various sources, so it may be necessary for customers to calculate exactly what they have so the correct cylinder head studs or bolts are used. Whether it's a small block Chevy engine or a Honda VTEC, the procedure remains the same.

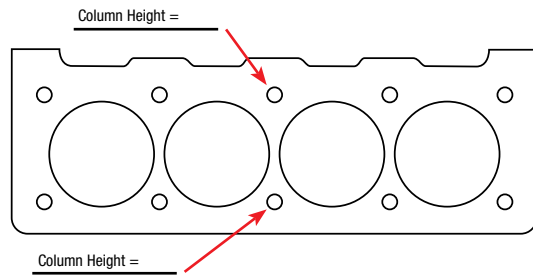
The illustration on the right shows the nine different variables that come into play when determining the proper fastener for a particular position. Many cylinder heads have different column heights, etc. at various positions, and additional variables come into play when using aftermarket engine blocks (some of which have "blind" tapped holes for attaching the heads that are shallower than OEM). It is therefore critically important that you determine exactly how many different bolt/hole combinations exist for the cylinder head installation.



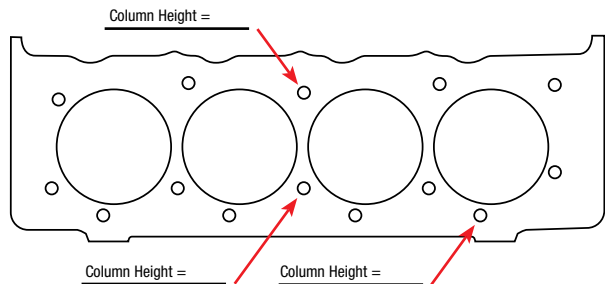
You must have the following data:

- A. Depth of cylinder head counter bore _____
- B. Diameter (o.d.) of head counter bore _____
- C. Column height (net thickness of head) _____
- D. Diameter (o.d.) of bolt hole in head _____
- E. Head gasket thickness (uncompressed) _____
- F. Depth of counter bore in block _____
- G. Length of thread in block _____
- H. Depth of hole from surface to bottom _____
- I. Thread size and pitch _____

TYPICAL V8 & MOST 4-CYLINDER WITH 1 OR 2 DIFFERENT COLUMN HEIGHTS



TYPICAL V8 WITH 3 DIFFERENT COLUMN HEIGHTS



Chevrolet uses ARP fasteners throughout the Corvette C7.R engines that brought home victories at Daytona, Sebring and LeMans in 2015.



Haisley Machine competes in multiple diesel pulling classes and runs ARP across the board.

GLOSSARY OF TECH TERMS

Austenitic: Refers to the atomic arrangement of some metals, such as nickel based alloys, and some steels with about 18% chromium. This atomic arrangement is called “face centered cubic.” Austenitic steels can not be heat treated, but can be strengthened by cold working.

CHQ: A term used to grade heading wire and stands for “cold heading quality.” This grade is superior to both Commercial and Aircraft quality.

Clamp Load: This is the force exerted by a tightened bolt and is the same as preload.

Torque Cycle or Pull: A torque cycle or pull is described as one tightening and one loosening (ON/OFF) process of a fastener and is the same as one installation and one removal of a fastener.

Fatigue: The process by which failure is caused after many repetitions of loads smaller than the ultimate strength of the material.

Ferritic: Refers to steels with an atomic arrangement different from austenite and martensite. These steels are not strong and the widest use is in steam power plants and accessory fasteners made by some companies, because they are able to withstand wet environments. Newer steels such as ARP300 and A286 are far superior.

Hydrogen Embrittlement: This condition results from the accumulation of hydrogen gas in the atomic structure of the metal. This gas flows to the point of high stress (stress risers) and causes microscopic cracks. The hydrogen then flows to the “new” crack tip and causes it to crack further. In this way the crack moves across the part, because the crack-tip IS the stress riser. Finally the crack gets so large that the section is not large enough to support the load. No hydrogen embrittlement can take place without tensile stress. ARP employs a baking process that purges all hydrogen gas from the steel.

Knurling: A process of creating serrations in a part by rolling a die, under pressure, against the part. Normally these serrations are very sharp and can create cracks and ARE stress risers. The process is used on knobs so the user can get a firm grip. But in the case of fasteners, the body can be knurled so the part can be forced into and retained in an irregular hole – stress risers and all.

Maraging: Refers to steels that are a low carbon version of martensitic steels, specially alloyed so that the martensite is not hard. These steels can be worked in the quenched condition and then be hardened by low temperature aging. The strength comes from the formation of complex metal carbides.

Martensitic: Refers to atomic arrangement and in the case of steels, is a modified body centered cubic structure. These steels can be heat-treated because martensite is iron carbide, which is very hard. However, these steels can be hydrogen embrittled and will rust. Generally, martensite normally refers to metal structures which are formed by quenching from high temperature.

MS21250: A military specification for a 12-point, 180,000 psi bolt which specifies the fatigue load required for testing every size.

Notch Sensitivity: Refers to the ability of a metal to withstand the increased stress at a notch. Some materials, such as glass, crack very easily if notched. While others, such as soft gold or tin stretch out under stress – even with a notch. Normally, the stronger the steel, the more likely it is to break quickly at the notch. “Toughness” is wanted because this is associated with opposite of notch sensitivity. Austenitic metals are usually less notch sensitive than martensitic steels of the same strength levels.

OAL: Means “Over All Length.”

Preload: The force IN a bolt when it is installed with a torque greater than simply hand tight. Preload can be established by measuring torque or bolt stretch or by the less than accurate “turn-of-the-nut” method.

Preload Scatter: A technical term used to describe the preload growth in a new fastener that typically occurs between the 1st and 10th cycle in a torque test when comparing different lubricants. Preload scatter generally does not occur after the 10th cycle because the friction levels out and becomes repetitious for all remaining cycles.

Qualified Products List: A government requirement that simply mandates that bolts be manufactured only by companies which have qualified by making bolts that have been submitted for testing and approval to a government agency. ARP has qualified for this list.

Quench & Temper: A method of heat-treating martensitic steels. The parts are heated into the austenitic range (usually above 1450°F) then quenched into water or oil. This leaves the part in a very hard martensitic condition which then must be tempered by heating at lower temperatures (between 350°F and 1200°F), depending upon the steel and strength desired.

Reciprocating Load: The acceleration force exerted on a connecting rod due to the up and down motion of the piston and its associated mass ie; wrist pin, rings, small end of the rod.

Stretch: The increase in length of a bolt when installed with a preload.

Stress: The load applied to a part divided by the cross-sectional area of the part, usually expressed in pounds per square inch (psi).

Stress Corrosion: This is a special form of hydrogen embrittlement in which the metal is attacked while under stress. Without the stress the crack will not move. But under stress the crack moves and corrosion takes place at the freshly opened crack face.

Stress Ratio: The ratio of the minimum stress to the maximum stress in a structure which is subject to fluctuating loads.

Stress Riser: You have a notch, ding or some change in section size, so now the stress at these points is increased above nominal stress. Compare this kind of stress to the flow of water in a river. When the river hits a narrow point it flows faster. Perhaps there is a rock in the middle – the river flows faster around the rock. The stress at these points can be so high that the part will fail – even though the average stress on the part never exceeded the tensile strength of the part.

S.D.F.: Seam and defect free. A designation for premium steel. This is typically the highest grade available, and is the only steel used by ARP.

Thread Engagement: This refers to the number of threads engaged in a nut or threaded hole. Full engagement, meaning all the female threads are engaged, is a desirable configuration to maximize fatigue strength.

Ultimate Tensile Strength: The maximum stress that a particular material can support without breaking. It is expressed in terms of lbs. per square inch, and is measured by means of a tensile test. The maximum force (lbs.) that a test specimen can support is divided by the cross-sectional area (square inches) of the specimen, the result is ultimate tensile strength in psi.

Torque Angle: A method of tightening a fastener relative to the amount of degrees turned once the underside of the bolt head or nut face contacts the work surface. This procedure is suitable for engine assembly only when the installation has been calibrated in terms of bolt stretch relative to the exact application (the amount of compression of the clamped components is critical).

UHL: Means “Under Head Length.” The distance as measured from tip of the fastener to a place directly at the base of the head.

Yield Strength: The stress at which a given material or component exhibits a permanent deformation (i.e. “takes a set”). When the load that caused the stress is removed, the part will not return to its original dimensions. If you exceed the yield strength of a fastener, the fastener is ruined and must be replaced.

GENERAL TORQUE RECOMMENDATIONS

Listed here are the general torque recommendations for most ARP fasteners. Recommended torque is equal 75% of the fastener's yield strength. Simply read down to the correct fastener size, then across to find the torque value for your application. **ALWAYS LUBRICATE THE FASTENERS PRIOR TO APPLYING TORQUE TO ENSURE ACCURATE READINGS.**

Note 1. The torque values represented here are intended for general information only and bulk fasteners, not for specific installations.

Note 2. On specific installations, where the supplied instructions deviate from the torque values listed here, always follow the specific instructions packaged with each kit.

Recommended Torque to Achieve Optimum Preload (Clamping Force) Using ARP Lubricants - Torque (ft./lbs.) - Preload (lbs.)

Note: For those using Newton/meters as a torquing reference, you must multiply the appropriate ft./lbs. factor by 1.356.

Fastener Diameter	Fastener Tensile Strength (PSI)					
	180,000 (1,171 N/mm ²)		200,000 (1,378 N/mm ²)		220,000 (1,516 N/mm ²)	
	Torque w/ARP lube	Preload	Torque w/ARP lube	Preload	Torque w/ARP lube	Preload
1/4"	12	3,492	14	3,967	16	4,442
5/16"	24	5,805	28	6,588	32	7,371
3/8"	45	8,622	50	9,782	55	10,942
7/16"	70	11,880	80	13,470	90	15,060
1/2"	110	16,391	125	18,515	140	20,639
9/16"	160	21,220	180	23,944	200	26,668
5/8"	210	26,372	240	29,756	270	33,140
M6	11	3,359	13	3,814	15	4,269
M8	24	5,801	28	6,581	32	7,361
M10	54	9,970	62	11,305	70	12,640
M11	72	12,184	82	13,961	92	15,738
M12	98	14,472	112	16,949	125	19,425
M14	N/A	N/A	184	22,771	205	25,730
M16	N/A	N/A	244	29,664	272	33,519

ROD BOLT STRETCH & TORQUE SPECS

Make	Part No.	Stretch (in.)	ARP Lube*
ALFA ROMEO	126-6101	.0075 - .0080	45
AMC	112-6001	.0060 - .0065	40
	114-6001	.0060 - .0065	40
	114-6002	.0070 - .0075	50
	114-6004	.0060 - .0065	50
BMC/TRIUMPH	206-6001	.0065 - .0070	55
	206-6002	.0065 - .0070	35
	206-6003	.0065 - .0070	45
	206-6004	.0065 - .0070	45
	206-6005	.0065 - .0070	45
	206-6006	.0065 - .0070	55
	206-6007	.0045 - .0050	30
	206-6009	.0065 - .0070	32
BMW	201-6001	.0075 - .0080	60
	201-6102	.0065 - .0070	50
	201-6103	.0075 - .0080	70
	201-6104	.0065 - .0070	70
	201-6201	.0070 - .0075	40
	201-6202	.0055 - .0060	32
	201-6301	.0080 - .0085	36
	201-6302	.0080 - .0085	36
	201-6303	.0070 - .0075	36
	201-6304	.0075 - .0080	50
	201-6305	.0055 - .0060	19
BUICK	123-6001	.0060 - .0065	55
	123-6002	.0065 - .0070	55
	124-6001	.0050 - .0055	45
	124-6002	.0040 - .0045	45
	124-6003	.0040 - .0045	45
CADILLAC	125-6001	.0055 - .0060	50
	135-6003	.0060 - .0065	50
CHEVY	217-6301	.0075 - .0080	50
	131-6001	.0055 - .0060	45
	132-6001	.0055 - .0060	45
	132-6002	.0050 - .0055	30
	133-6001	.0060 - .0065	55
	133-6002	.0060 - .0065	45
	134-6001	.0055 - .0060	45
	134-6002	.0050 - .0055	55
	134-6003	.0055 - .0060	55
	134-6004	.0075 - .0080	75
	134-6005	.0060 - .0065	55
	134-6006	.0055 - .0060	40
	134-6027	.0060 - .0065	55
	134-6401	.0055 - .0060	45
	134-6402	.0050 - .0055	55
	134-6403	.0055 - .0060	55
	135-6001	.0060 - .0065	80
	135-6002	.0055 - .0060	55
	135-6401	.0060 - .0065	80
	135-6402	.0055 - .0060	55
	230-6301	.0070 - .0075	95
234-6301	.0065 - .0070	45	
234-6302	.0060 - .0065	45	
234-6401	.0065 - .0070	45	
234-6402	.0055 - .0060	55	
234-6403	.0065 - .0070	55	
235-6401	.0070 - .0075	85	
235-6402	.0065 - .0070	55	

Make	Part No.	Stretch (in.)	ARP Lube*
CHEVY (cont.)	235-6403	.0070 - .0075	85
CHRYSLER	141-6001	.0060 - .0065	50
	141-6401	.0060 - .0065	50
	142-6001	.0055 - .0060	50
	142-6002	.0060 - .0065	50
	144-6001	.0060 - .0065	50
	144-6401	.0060 - .0065	50
	145-6001	.0070 - .0075	75
	145-6002	.0060 - .0065	50
	145-6402	.0060 - .0065	50
	244-6401	.0070 - .0075	55
	245-6402	.0070 - .0075	55
	247-6301	.0065 - .0070	45
	247-6302	.0075 - .0080	65
	247-6303	.0095 - .0100	95
FORD	150-6004	.0060 - .0065	50
	150-6005	.0060 - .0065	50
	150-6404	.0060 - .0065	50
	151-6001	.0060 - .0065	40
	151-6002	.0060 - .0065	40
	151-6003	.0050 - .0055	25
	151-6004	.0055 - .0060	25
	151-6005	.0045 - .0050	36
	152-6001	.0060 - .0065	50
	152-6002	.0060 - .0065	50
	153-6001	.0060 - .0065	35
	153-6002	.0060 - .0065	40
	154-6001	.0060 - .0065	50
	154-6002	.0060 - .0065	35
	154-6003	.0060 - .0065	50
	154-6004	.0050 - .0055	50
	154-6005	.0060 - .0065	50
	154-6006	.0060 - .0065	50
	154-6401	.0060 - .0065	50
	154-6402	.0060 - .0065	35
	154-6403	.0060 - .0065	50
	155-6001	.0060 - .0065	50
	155-6002	.0060 - .0065	50
	155-6003	.0060 - .0065	50
	200-6001	.0045 - .0050	60
	250-6301	.0075 - .0080	55
	250-6302	.0095 - .0100	95
	250-6404	.0070 - .0075	55
	251-6201	.0050 - .0055	25
	251-6202	.0065 - .0070	45
	251-6203	.0085 - .0090	50
251-6301	.0065 - .0070	45	
251-6402	.0065 - .0070	45	
254-6402	.0070 - .0075	30	
254-6403	.0070 - .0075	55	
255-6402	.0070 - .0075	55	
256-6301	.0065 - .0070	42	
HOLDEN	205-6001	.0055 - .0060	55
	205-6002	.0055 - .0060	45
	205-6003	.0050 - .0055	26
HONDA/ACURA	208-6001	.0050 - .0055	26
	208-6002	.0055 - .0060	45
	208-6003	.0080 - .0085	50
	208-6004	.0080 - .0085	37
	208-6005	.0080 - .0085	26

*Torque in ft-lbs

800-826-3045



ROD BOLT STRETCH & TORQUE SPECS

Make	Part No.	Stretch (in.)	ARP Lube*
HONDA/ACURA (cont.)	208-6301	.0055 - .0060	14
	208-6401	.0070 - .0075	50
JEEP	146-6001	.0065 - .0070	45
LANCIA	275-6001	.0075 - .0080	70
MAZDA	118-6401	.0060 - .0065	38
MITSUBISHI	107-6001	.0055 - .0060	40
	107-6002	.0060 - .0065	26
	107-6003	.0065 - .0070	40
	107-6004	.0065 - .0070	40
	207-6002	.0065 - .0070	30
NISSAN/DATSUN	102-6001	.0060 - .0065	26
	102-6002	.0050 - .0055	26
	102-6003	.0060 - .0065	45
	202-6001	.0060 - .0065	45
	202-6002	.0060 - .0065	26
	202-6003	.0060 - .0065	45
	202-6004	.0070 - .0075	45
	202-6005	.0065 - .0070	45
	202-6006	.0065 - .0070	30
	202-6007	.0075 - .0080	45
OLDSMOBILE	181-6001	.0055 - .0060	40
	184-6001	.0060 - .0065	50
	185-6001	.0055 - .0060	50
OPEL/VAUXHALL	109-6001	.0055 - .0060	32
	109-6002	.0050 - .0055	24
	109-6003	.0050 - .0055	32
	209-6003	.0065 - .0070	38
PEUGEOT	117-6101	.0070 - .0075	45
PONTIAC	190-6001	.0060 - .0065	50
	190-6002	.0060 - .0065	50
	190-6003	.0075 - .0080	75
	190-6004	.0055 - .0060	75
	191-6001	.0055 - .0060	45
PORSCHE	104-6006	.0055 - .0060	40
	204-6001	.0095 - .0100	50
	204-6002	.0105 - .0110	55
	204-6003	.0090 - .0095	50
	204-6004	.0095 - .0100	50
	204-6005	.0100 - .0105	40
	204-6301	.0095 - .0100	45
RENAULT	116-6001	.0045 - .0050	36
	216-6301	.0065 - .0070	42
	216-6302	.0065 - .0070	42
SEA-DOO	168-6001	.0070 - .0075	60

Make	Part No.	Stretch (in.)	ARP Lube*
SUBARU	260-6301	.0070 - .0075	42
	260-6302	.0070 - .0075	42
	260-6303	.0065 - .0070	60
SUZUKI	271-6301	.0050 - .0055	45
TOYOTA	203-6001	.0050 - .0055	40
	203-6002	.0060 - .0065	50
	203-6003	.0050 - .0055	40
	203-6004	.0060 - .0065	50
	203-6005	.0075 - .0080	65
	203-6301	.0075 - .0080	65
VOLVO	203-6302	.0065 - .0070	60
	219-6201	.0085 - .0090	50
VOLKSWAGEN/ AUDI	104-6001	.0055 - .0060	40
	104-6002	.0065 - .0070	40
	104-6003	.0075 - .0080	40
	104-6004	.0085 - .0090	35
	104-6005	.0050 - .0055	40
	104-6007	.0085 - .0090	35
	204-6006	.0075 - .0080	40
	204-6201	.0075 - .0080	30
	204-6302	.0070 - .0075	30
	GENERAL REPL.	200-6002	.0055 - .0060
200-6003		.0055 - .0060	75
200-6004		.0045 - .0050	75
200-6006		.0050 - .0055	75
200-6201		.0065 - .0070	80
200-6202		.0065 - .0070	80
200-6203		.0065 - .0070	80
200-6204		.0065 - .0070	80
200-6205		.0065 - .0070	80
200-6206		.0065 - .0070	75
200-6207		.0055 - .0060	55
200-6208		.0065 - .0070	55
200-6209		.0055 - .0060	55
200-6210		.0050 - .0055	30
200-6506		.0065 - .0070	70
300-6601		.0065 - .0070	85
300-6602		.0055 - .0060	55
300-6603		.0055 - .0060	55
300-6608		.0055 - .0060	32
300-6609		.0045 - .0050	15
300-6701		.0065 - .0070	85
300-6702		.0065 - .0070	60
300-6703		.0065 - .0070	60
300-6704		.0060 - .0065	60
300-6706		.0060 - .0065	75
300-6708		.0055 - .0060	32
300-6709		.0050 - .0055	15



Scheid Diesel wins pulling championships with ARP



John Force Racing uses ARP – Brittany Force.

PROPER FASTENER RETENTION

The importance of tightening fasteners to their required preload cannot be emphasized enough. If a fastener is *not* tightened properly, the fastener will not apply the required preload on the application it is being used for and may become susceptible to failure. Conversely, if a fastener is overtightened and stretched too much, it becomes susceptible to failure by exceeding its maximum yield point.

There are three generally accepted methods employed to determine how much tension is exerted on a fastener:

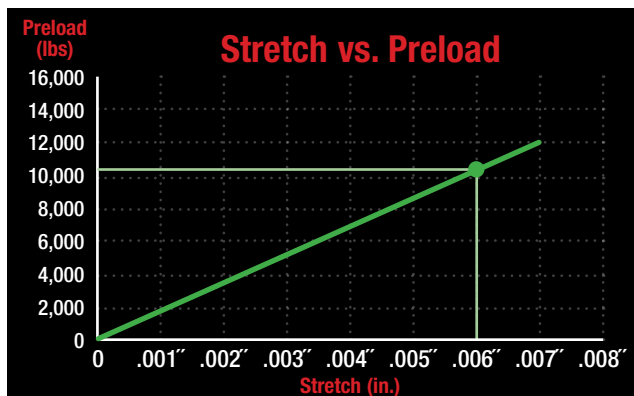
- Using a torque wrench
- Measuring the amount of stretch
- Torque angle (rotating the fastener a predetermined amount)

Of these methods, measuring the amount of stretch of a fastener has been proven to be the most accurate. However, since stretch can only be measured with the use of specialty type gauges or expensive ultra sonic measuring equipment, it is only practical for measuring the stretch on connecting rod bolts and other fasteners, where it is possible to monitor the overall length of a fastener, as it is being tightened. Since most fasteners are installed blind and can't be accessed from both ends to monitor stretch, one will most likely use a torque wrench or other torque angle monitoring device for the majority of assembly work.

The Stretch Factor

It is important to note that in order for a fastener to function properly it must be "stretched" a specific amount. The material's ability to "rebound" like a spring is what provides the clamping force. If you were to simply "finger-tighten" a bolt there would be no preload. However, when you apply torque or rotate a fastener a specific amount and stretch it, you will be applying clamping force. The amount of force or preload you can achieve from any bolt or stud depends on the material being used and its ductility, the heat treat, and the diameter of the fastener. Of course, every fastener has a "yield" point! The yield point or yield strength of a fastener is the point at which the fastener has been overtightened and stretched too much, and will not return to its original manufactured length. As a rule of thumb, if you measure a fastener and it is .001" (or more) longer than its original length it has been compromised and must be replaced.

To obtain the correct amount of clamping force a fastener should actually be stretched a measured amount. A properly used fastener works like a spring!



This graph shows the direct relationship between stretch and preload on a typical 3/8" diameter 8740 chrome moly rod bolt.

Another factor that must be considered is heat! Heat, primarily in aluminum, is another problem area. Because the thermal expansion rate of aluminum is far greater than that of steel it is possible to stretch a fastener beyond yield as the aluminum expands under heat. An effective way of counteracting material expansion is through producing a more flexible bolt.

The Stretch Gauge

We highly recommend using a stretch gauge when installing rod bolts and other fasteners, where it is possible to measure the length of the fastener. It is the most accurate way of measuring preload of any bolt. Simply follow manufacturer's instructions, or use the chart on pages 25-26 of this catalog for ARP rod bolts.

When using a stretch gauge it's best to measure the fastener prior to starting and monitor overall length during installation. When the bolt has stretched a specified amount, the correct preload or clamping force has been applied. We recommend that you maintain a chart of all rod bolts and make a note of the fastener length prior to installation and after any disassembly. If there is a permanent increase of .001" or more in length, there is a deformation and the bolt should be replaced. A sample stretch monitoring chart is located on page 29.

after any disassembly. If there is a permanent increase of .001" or more in length, there is a deformation and the bolt should be replaced. A sample stretch monitoring chart is located on page 29.

Using A Torque Wrench

There are a number of things to consider when using a torque wrench. The "**friction factor**" changes from one cycle to the next. That is, friction is at its highest value when the fastener is first tightened. Each subsequent time the fastener is torqued and loosened, the amount of friction lessens. Eventually the friction levels out and becomes fairly consistent for all following repetitions.



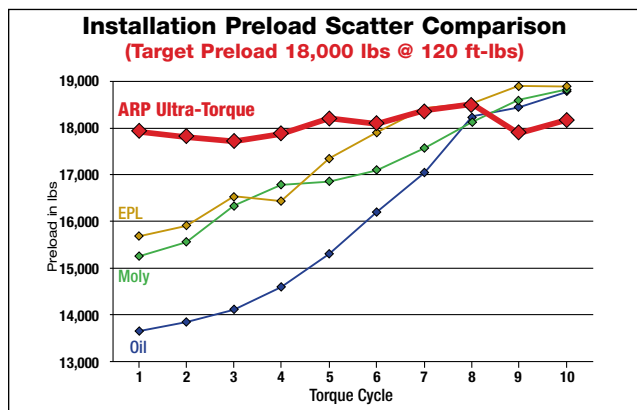
Three basic elements that contribute to the friction factor:

1. Most importantly -The fastener assembly lubricant
2. The condition of the receiving threads
3. The surface finish of the fastener

Because of these variables, a phenomenon known as "**preload scatter**" or preload error occurs. This is basically the difference between the amount of preload achieved on the first installation of the fastener and the amount of preload achieved on subsequent torque/loosen/re-torque cycles. It's not uncommon to see "preload scatter" in the range of 4,000-8,000 pounds between the first and tenth pull on a new fastener depending on the lubricant used.

The Lubricant Is The Key

The main factor in determining friction in a threaded fastener is the lubricant used, and therefore influences the torque required for a particular installation. One of the most overlooked aspects of choosing a fastener assembly lubricant is...the lubricant's ability to "control" the normal function of friction inherent in all high performance engine fasteners. As discussed earlier in this section, friction is at its highest point when a new fastener is first tightened. This "friction" inhibits the fasteners ability to achieve the required preload on the first several cycles. In fact, ARP's in-house Research and Development department has proven that new fasteners using motor oil and other commonly used lubricants such as Moly and EPL typically require 5-7 cycles before final torquing to level out the initial friction and achieve the required preload. Slicker lubricants may reduce the required torque by as much as 20-30% to achieve the desired preload, but compromise in areas of major importance such as preload repeatability, and may yield the fastener prematurely. Typically, the slicker the lubricant, the greater the "preload scatter" or preload error there will be during installation.




The bottom line: Preload repeatability and preload consistency from a fastener to fastener perspective, should be the number one consideration when choosing a fastener assembly lubricant. Remember even the best fastener is only as good as its installation. Preload repeatability is the foundation for maintaining round housing bores, and preload consistency ensures the same preload from one fastener to another across a large area, such as the deck surface of a cylinder block. These two fundamentals are the cornerstone of every successful fastener installation and that's why ARP's engineering team set out to develop the "ultimate" fastener lubricant. The result of several years of extensive R&D is a remarkable new assembly lube called ARP Ultra-Torque®. As shown in the graph above, ARP Ultra-Torque® clearly provides the repeatability and preload consistency that no other fastener assembly lubricant on the market can provide today. For more information on ARP Ultra-Torque® see page 109.



ARP's computer-controlled torque-tension machine can apply a given "torque" or "angle" to a fastener and measure the actual preload. Through test cycles, it is possible to chart the "preload scatter" with various fasteners and lubricants.

Fastener Surface Finish and Condition of Receiving Threads



In addition to the lubricant used, friction is affected by the surface finish of the fastener itself and the condition of the receiving threads. For example, black oxide behaves differently than a polished fastener so it's important to follow the torque recommendations with each fastener kit. Then there's the very real problem of burrs and debris in the bolt holes that can significantly affect the amount of torque required to achieve the recommended preloads. All bolt holes should be thoroughly cleaned using special "Chaser Taps" to optimize the threads before installation. ARP offers these special cleaning chaser taps on page 101.

Torque Wrench Accuracy

It is possible for even the most expensive torque wrenches to lose accuracy over time. Rough use or repeated loosening of fasteners using your torque wrench as a "breaker bar" will exacerbate the loss of accuracy. In fact, ARP field technicians have seen a wide range of torque wrench reading errors as much as 15-30%. This just emphasizes the importance of treating torque wrenches with the utmost of respect and having them checked periodically for accuracy.



The Torque Angle Method

Since the amount that a bolt or nut advances on the thread per degree of rotation is determined by the thread pitch, it would appear that any amount of stretch in a given bolt or stud can be accurately predicted by measuring the degrees of turn from the point where the underside of the bolt head or nut face contacts the work surface. Termed the "torque angle" method, this procedure has long been the standard of civil engineering. It has been suggested that torque angle is a relatively simple and valid procedure to use in "blind" installations—where it is not possible to physically measure the actual bolt stretch.

ARP has conducted extensive evaluations of the torque angle method, and concluded that – for high performance engine applications – it is suitable only when calibrated for each installation.

Our investigation has proven that installed stretch is dependent not only on the pitch of the thread and the degree of rotation, but also on the amount of compression of the clamped components, the type of lubrication, the length of the male fastener, and the amount of engaged thread. It's important to note that for the same degree of rotation, the amount of bolt stretch will be critically different between an aluminum or cast iron cylinder head, or when installing a steel main cap on a cast iron or aluminum block. Furthermore, there is a significant difference in stretch between the long and short cylinder head bolts or studs on the same head. The torque angle method can be accurate – but only if each individual application has been previously calibrated by direct measurement of bolt stretch. If you do employ the torque angle method, it's best to begin calibrating rotation from some small measured torque rather than the first point of contact with the work face. To achieve optimum accuracy, always use ARP Ultra-Torque® fastener assembly lubricant whenever possible.

THE IMPORTANCE OF PROPER ROD BOLT STRETCH/TORQUE...

Whether measured by stretch or by torque, properly preloading a rod bolt is essential for trouble-free performance. If a bolt is installed without sufficient preload (or pre-stretch), every revolution of the crankshaft will cause a separation between the connecting rod and rod cap. This imposes additional stretch in the bolt. The stretch disappears when the load is removed on each revolution, or cycle. Over time, this cycle stretching and relaxing can cause the bolt to fail due to fatigue, just like a paper clip that is bent back and forth by hand. To prevent this condition, the bolt's pre-load must be greater than the load caused by engine operation.

A properly installed bolt remains stretched by its preload and isn't exercised by the cyclic loads imposed on the connecting rod. A quality bolt will stay stretched this way for years without failing. The important thing is to prevent the bolt from failing due to fatigue by tightening it to a load greater than the demand of the engine. Protect your bolts – tighten them as recommended.

You can easily monitor the condition of the rod bolts through use of a stretch gauge, or a micrometer for that matter. Prior to installing the rod, measure the length of the bolt in a "relaxed" (untorqued) state. Write this down. You can make up a chart similar to the one shown on this page to properly keep track of the data. When you tear the engine down for maintenance, again measure the length of each rod bolt – being careful to keep everything in the proper order. If any of the rod bolts have taken a permanent set and have stretched by .001" or longer you should replace the fastener **IMMEDIATELY!** The stretching is a sure indicator that the bolt has been compromised and taken past its yield point.

In other types of bolted joints, this careful attention to tightening is not as important. For example, flywheel bolts need only be tightened enough to prevent them from working loose. Flywheel loads are carried either by shear pins or by side loads in the bolts; they don't cause cyclic tension loads in the bolts. Connecting rod bolts, on the other hand, support the primary tension loads caused by engine operation and must be protected from cyclic stretching. That's why proper tightening of connecting rod bolts is so important. See pages 25-26 for recommended stretch and torque.

Friction is a challenging problem because it varies so much, and is extremely difficult to control with most commonly known lubricants. The best way to avoid the pitfalls of friction and the known variables associated with different lubricants is by using the stretch method. This way preload is independent of friction, and can be controlled by measuring the exact amount of bolt stretch. Each time a new bolt is torqued and loosened, the friction factor gets smaller. Eventually the friction levels out and becomes constant for all following repetitions, making it necessary to tighten and loosen a new bolt several times before final installation, when the stretch method can not be used. The number of cycles depends on the lubricant. Most lubricants require, 5-7 tightening and loosening cycles to level out the friction before final installation. However, with the introduction of ARP's new Ultra-Torque fastener assembly lubricant, cycling a new fastener before final installation becomes a "thing of the past." See page 101 for more information on ARP Ultra-Torque fastener assembly lubricant.



A rod bolt stretch gauge is one of the most important tools a serious engine builder can own. It's valuable in properly setting up a rod for resizing, obtaining the proper torque load when installed in the engine, and monitoring the condition of the bolt while in use.

Rod Bolt Stretch Monitoring Chart							
Rod #1		Rod #2		Rod #3		Rod #4	
Inside Bolt		Inside Bolt		Inside Bolt		Inside Bolt	
In	Out	In	Out	In	Out	In	Out
Outside Bolt		Outside Bolt		Outside Bolt		Outside Bolt	
In	Out	In	Out	In	Out	In	Out
Rod #5		Rod #6		Rod #7		Rod #8	
Inside Bolt		Inside Bolt		Inside Bolt		Inside Bolt	
In	Out	In	Out	In	Out	In	Out
Outside Bolt		Outside Bolt		Outside Bolt		Outside Bolt	
In	Out	In	Out	In	Out	In	Out

PRO SERIES CONNECTING ROD BOLTS

A large number of connecting rod manufacturers have chosen ARP bolts as standard equipment. They're proud to advertise their products as being equipped with ARP rod bolts. And for good reason. The "weak link" in a connecting rod has always been the bolt, and racers know that nobody builds a better bolt than ARP. However, it is critically important to monitor the stretch of each bolt and replace it when it has permanently elongated by .001". Below you will find an extensive listing of aftermarket connecting rods and replacement bolt specifications.

In some instances, you may want to go to an ARP rod bolt made from a better grade of material. This will provide you with improved reliability. However, please understand that when you want bolts made from exotic, super high strength materials, the cost will increase significantly. If you're on a budget, it's best to go with the most cost-effective solution. This is typically defined by the loads that are carried by the bolts in terms of piston/rod weight and the rotational speed of the engine. The most cost effective design is the one in which the bolt strength is just great enough to handle its anticipated load – plus a safety margin for the occasional overloads. Using a material which has far more strength than required is not as cost effective – but will definitely give you an extra margin of safety and longer service life.

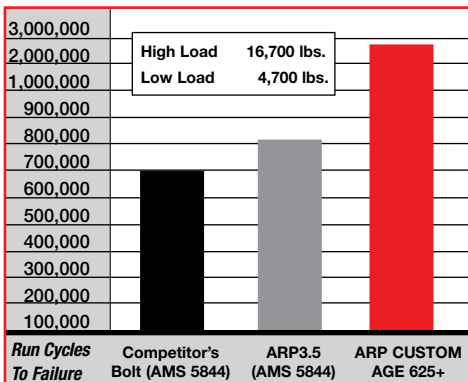
You should also know that ARP rod bolts are superior to those from other manufacturers. Especially in the area of fatigue strength. Testing has shown ARP rod bolts to have twenty times the fatigue strength of other bolts. In the chart below, you'll find a bar chart that graphically shows the difference between ARP Pro Series rod bolts and the fastener made by a leading competitor. It's easy to see why ARP bolts are superior. As such, it makes good sense to rely on ARP for optimum connecting rod service and reliability. Make the most of your racing budget and rely on ARP rod bolts. You'll find the ARP name proudly stamped on each bolt as your assurance of quality.



- Forged in-house at ARP using only the finest quality materials
- Heat-treated using special vertical racks to assure complete 360° penetration
- Threads rolled after heat-treat to provide up to 10-times longer fatigue strength
- Precision CNC-machined to exacting specifications
- Specially designed for optimum reliability in each application



ARP connecting rod bolts are used in everything from exotic 18,000 rpm Formula 1 engines to 10,000 horsepower nitro-burning Top Fuel motors



It's important to note that a number of premium quality connecting rods come from their respective manufacturers with ARP rod bolts as standard equipment. We are pleased to consider these key firms our "Performance Partners" and embarked upon a program to recognize this alliance. ARP also manufactures replacement connecting rod bolts for products from other firms. We feel that our fasteners are substantially better than those OEM offerings, and they will serve to increase the durability and service life of these rods. For information pertaining to obtaining replacement bolts for these rods, contact our tech department.



Find New Kits

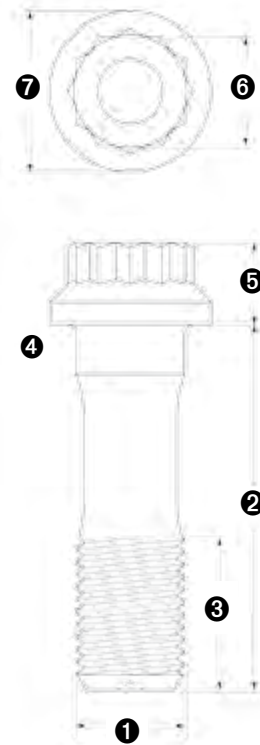


GENERAL REPLACEMENT ROD BOLT KITS

Please contact the rod manufacturer for the appropriate stretch/torque values and installation instructions.

① Thread Size (in.)	② UHL (in.)	③ Thread Length (in.)	④ Grip Length* (in.)	⑤ Head Height (in.)	⑥ Wrench Size (in.)	⑦ Collar Diameter (in.)	Material	Set Qty	Complete Set	2-Piece Pack
1/4	1.400	0.530	0.225	0.325	5/16	0.433	ARP3.5	8	300-6609	300-6629
	1.400	0.530	0.225	0.325	5/16	0.433	Custom Age 625+	8	300-6709	300-6729
5/16	1.500	0.550	0.150	0.348	3/8	0.526	ARP2000	8	200-6210	200-6220
	1.500	0.550	0.150	0.348	3/8	0.526	ARP3.5	8	300-6608	300-6628
	1.500	0.550	0.150	0.348	3/8	0.526	Custom Age 625+	8	300-6708	300-6728
3/8	1.500	0.550	0.100	0.388	7/16	0.555	ARP2000	8	200-6207	200-6227
	1.500	0.550	0.145	0.388	7/16	0.555	Custom Age 625+	8	300-6704	300-6724
	1.600	0.600	0.145	0.388	7/16	0.555	ARP2000	8	200-6209	200-6219
	1.600	0.600	0.145	0.365	7/16	0.565	ARP3.5	16	300-6602	300-6622
	1.600	0.600	0.145	0.365	7/16	0.565	Custom Age 625+	16	300-6702	300-6722
	1.600	0.600	0.145	0.365	7/16	0.565	ARP3.5	8	300-6603	300-6623
	1.600	0.600	0.145	0.365	7/16	0.565	Custom Age 625+	8	300-6703	300-6723
	1.750	0.560	0.150	0.388	7/16	0.555	ARP2000	8	200-6208	200-6228
7/16	1.600	0.600	0.200	0.388	7/16	0.644	8740	16	200-6006	200-6026
	1.725	0.650	0.300	0.380	1/2	0.655	L19	16	200-6203	200-6223
	1.725	0.650	0.300	0.388	1/2	0.655	ARP2000	16	200-6205	200-6225
	1.750	0.660	0.350	0.360	1/2	0.635	Custom Age 625+	16	300-6701	300-6721
	1.750	0.660	0.350	0.435	1/2	0.745	ARP3.5	16	300-6601	300-6621
	1.800	1.050	0.750	0.388	7/16	0.644	8740	16	200-6001	200-6021
	1.800	1.000	0.300	0.360	7/16	0.644	8740	16	200-6002	200-6022
	1.800	0.700	0.200	0.388	7/16	0.644	8740	16	200-6003	200-6023
	1.800	0.800	0.300	0.380	1/2	0.655	ARP2000	16	200-6202	200-6222
	1.800	0.800	0.300	0.380	1/2	0.655	ARP2000	16	200-6204	200-6224
	1.850	0.740	0.200	0.388	7/16	0.644	ARP2000	16	200-6201	200-6221
	2.000	1.000	0.300	0.435	1/2	0.745	ARP2000	16	200-6206	200-6226
	2.000	1.000	0.300	0.435	1/2	0.745	L19	16	200-6506	200-6526
	2.000	1.000	0.300	0.435	1/2	0.745	Custom Age 625+	16	300-6706	300-6726
2.000	1.250	0.750	0.388	7/16	0.644	8740	16	200-6004	200-6024	

*NOTE: the Grip Length in undercut bolts is the distance from the head to the start of the undercut.



MATERIALS USED IN THE MANUFACTURE OF CAP SCREW TYPE CONNECTING ROD BOLTS

8740 CHROME MOLY: Until the development of today's modern alloys, chrome moly was popularly considered a high strength material. Now viewed as only moderate strength, 8740 chrome moly is seen as a good tough steel, with adequate fatigue properties for most racing applications, but only if the threads are rolled after heat-treatment, as is the standard ARP production practice. Typically, chrome moly is classified as a quench and temper steel, that can be heat-treated to deliver tensile strengths between 180,000 and 200,000 psi.

AERMET: With a typical tensile strength of 290,000-310,000 psi, Aermet is a new martensitic super-alloy that is stronger and less expensive than the super-alloy austenitic materials that follow. Because it is capable of achieving incredibly high clamping loads, it is ideal for short but extreme environments like top fuel, funny car and some short track applications. Although Aermet is a maraging steel that is far superior to other high strength steels in its resistance to stress corrosion, it must be kept well-oiled and not exposed to moisture.

ARP2000: ARP2000 is an alloy steel that can be safely heat treated to a higher level, producing a greater strength material than 8740. While 8740 and ARP2000 share similar characteristics - ARP2000 is capable of achieving a clamp load at 220,000 psi. ARP2000 is used widely in short track and drag racing as an up-grade from 8740 chrome moly in both steel and aluminum rods. Stress corrosion and hydrogen embrittlement are typically not a problem, providing care is taken to keep the parts well-oiled and not exposed to moisture.

L19: This is a premium steel that is processed to deliver superior strength and fatigue properties. L19 is a very high strength material compared to 8740 and ARP2000 and is capable of delivering a clamp load at 260,000 psi. It is primarily used in short track and drag racing applications where inertia loads exceed the clamping capability of

ARP2000. Like most high strength, quench and temper steels - L19 requires special care to avoid hydrogen embrittlement. This material is easily contaminated and subject to stress corrosion. It must be kept well-oiled and not exposed to moisture.

INCONEL 718: A nickel based material that is in the high temperature, super-alloy class, it is found to be equally suitable in lower temperature applications. This material delivers tensile strengths in the 210,000-230,000 psi range and exhibits improved fatigue properties. Best of all, Inconel 718 is completely immune to hydrogen embrittlement and corrosion.

ARP3.5 (AMS5844): While similar to Inconel 718, these super-alloys are found in many jet engine and aerospace applications where heat and stress attack the life of critical components. The high cobalt content of this alloy, while expensive, delivers a material with superior fatigue characteristics and typically tensile strength in the 260,000-280,000 psi range. The immunity to hydrogen embrittlement and corrosion of these materials is a significant design consideration. These materials are primarily used in connecting rods where extremely high loads, high RPM and endurance are important factors - Formula 1, NASCAR and IRL applications.

CUSTOM AGE 625 PLUS: This newly formulated super-alloy demonstrates superior fatigue cycle life, tensile strength and toughness - with complete resistance to atmospheric corrosion and oxidation. ARP is the first to develop manufacturing and testing processes for fasteners with Custom Age 625+. Best of all it is less expensive and expected to soon replace MP-35 as the material of choice in the high strength, super-alloy field. Typical tensile strength is 260,000-280,000 psi.

ROD BOLTS

HOW TO: INSTALL CAP-STYLE ROD BOLTS

Replace your original connecting rod cap screws with these ARP products for enhanced durability and improved strength. Use whenever cap screw-style bolts are used for rod retention.

TECH TIP

Be sure the torque spec used when re-sizing a rod **and** final engine assembly are the **same**. Communicate with your machinist! Use a stretch gauge for both functions, if possible.

NOTE: One way to know if a bolt is ready to fail is if it has permanently yielded .001" or more. See page 27.



1. Clean and inspect all hardware for obvious damage. If necessary, chase or re-tap con rod threads to ensure proper thread engagement and accurate torque readings.



2. Position the washer with the chamfer facing the bolt head to ensure it clears the underhead radius. NOTE: Improper installation will cause premature bolt failure.



3. Measure pre-torqued bolt length. Always keep a log of the original free standing length. A sample is on page 29. Assemble cap to rod, then lubricate the bolt threads and washer with ARP Ultra-Torque lubricant. Install bolt & washer.



4. Using a stretch gauge or micrometer to measure fastener stretch, torque rod bolt until recommended bolt stretch is achieved. A rod bolt stretch chart is located on pages 25-26.



5. Once properly preloaded, have the rods resized before assembling them to the pistons, then install in engine using the prescribed bolt-stretch method.

HOW TO: INSTALL OEM-STYLE ROD BOLTS

Improved reliability and optimum strength are the main attributes of ARP's replacement rod bolts. These are the finest fasteners available today, and are recommended for all high performance applications.

TECH TIP

Be sure the torque spec used when re-sizing a rod **and** final engine assembly are the **same**. Communicate with your machinist! Use a stretch gauge for both functions, if possible.



1. Inspect rods to ensure there is adequate chamfer to clear radius under heads, then install bolts after inspecting for damaged hardware.



2. Reinstall the rod cap, then measure bolt length using a micrometer (free standing length).



3. Lubricate the bolt threads and the face of the nuts with ARP Ultra-Torque lubricant, tighten nuts to achieve recommended bolt stretch. A rod bolt stretch chart is located on pages 25-26.




4. With proper preload applied, have rods resized. This procedure is recommended any time rod bolts are replaced.



5. Install rod and piston assemblies in engine using the prescribed bolt stretch method or by following recommended torque values.

Standard High Performance



*Wave-Loc[®]
High Performance*

*Pro Series
Wave-Loc*

REPLACEMENT CONNECTING ROD BOLTS

TECH NOTE: ROD BOLTS

Unquestionably the most important fasteners in any engine are the connecting rod bolts, as they hold the key to the entire rotating assembly. A broken bolt will lead to catastrophic engine failure. As you can imagine, the most critical joint is where the connecting rod halves mate. The rod bolts must support the primary tension loads caused by each rotation (or cycle) of the crankshaft. When the crank rotates, the big end of the connecting rod essentially becomes oval-shaped and the rod bolts bend. As the crankshaft continues to rotate, the rod becomes round again. With alternating tension loads and cyclic bending of the bolts, it is very important to install fasteners that are able to exert a clamping force greater than the load imposed upon the joint (tension).

In addition to utilizing a rod bolt with sufficient strength to withstand the tremendous cyclical strains placed upon it, it is absolutely imperative that the bolts be properly tightened. The preferred method of monitoring the correct amount of tension is through use of a stretch gauge. This is far more accurate than using a torque wrench. Moreover, through subsequently checking the rod bolts length at tear-downs, it is possible to determine if it has been stressed beyond safe limits and must be replaced.


Choose From Three ARP Replacement Rod Bolts:

Because factory connecting rods (or aftermarket versions of OEM rods) are used in a variety of applications from rebuilt stock motors to modified powerplants used in circle track, marine and drag racing engines – including those with superchargers and/or nitrous oxide injection systems – ARP offers replacement rod bolts in three different models. All of them are substantially better than the stock OEM and most aftermarket bolts.



GOOD: STANDARD HIGH PERFORMANCE BOLTS

A premium grade 8740 alloy chrome moly steel is used to manufacture ARP High Performance connecting rod bolts. This material is heat-treated to provide a tensile strength in the 200,000 psi range, which is substantially stronger than the OEM bolts. Cycle testing shows ARP High Performance rod bolts to be nearly five times more reliable than stock bolts.



BETTER: WAVE-LOC[®] HIGH PERFORMANCE BOLTS

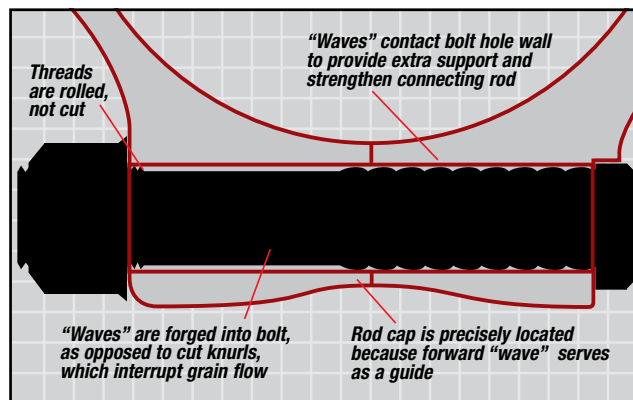
The same heat-treated 8740 chrome moly steel is used to make these rod bolts as ARP's standard High Performance rod bolts. The big difference is in the shank design, with ARP's exclusive (and patented) Wave-Loc technology providing substantial benefits. Because there are fairly wide tolerances in factory bolt holes, the bolt must be able to fit snugly and a knurl is applied. Unfortunately, these knurls cut deep into the bolt material, leaving sharp edges and enormous "stress risers" that promote failure. That's why ARP developed the Wave-Loc design that features symmetrical waves and has an effective interference range of .001" to .005" for proper cap alignment.



BEST: "PRO" SERIES WAVE-LOC BOLTS

For the most severe applications, in conjunction with aftermarket I-beam rods, ARP has developed the "Pro" Series Wave-Loc bolts. These ultra heavy-duty rod bolts are made from a special material designated ARP2000. It has approximately 200% the fatigue life of 8740 chrome moly steel and has a tensile strength of 220,000 psi, and is capable of more than 12,000 lbs. clamping force.

ADVANTAGES OF WAVE-LOC ROD BOLTS:



- Wave-Loc surface contacts the rod and cap for optimum alignment and reduction of fluctuating stress – which strengthens the rod itself!
- Provides snug fit for all OEM connecting rods (interference range of .001" to .005"), despite wide range of factory rod bolt hole tolerances.
- Available for most applications.
- Superior material grain flow because of patented Wave-Loc surface design as compared to knurled bolts that have sharp edges and "built-in" stress risers.
- Galling and scoring of the rod is virtually eliminated because there is only smooth contact and absolutely no "digging."

800-826-3045

ARP
automotive Racing products

Find New Kits



Application <small>Note: Please verify rod bolt head style against the photos labeled A-M when replacing rod bolts</small>	Head Style	Hi-Perf 8740 (complete)	Hi-Perf 8740 (2-PC)	HP Wave 8740 (complete)	HP Wave 8740 (2-PC)	Pro Wave ARP2000 (complete)	Pro Wave ARP2000 (2-PC)	Pro Series ARP2000 (complete)	Pro Series ARP2000 (2-PC)
ALFA ROMEO									
2.0L GTV	A	126-6101							
AMC									
258 cid inline 6	D	112-6001							
290-304-343-360 cid 11/32"	D	114-6001							
390 cid (1968-69)	D	114-6004							
390-401 cid (1970 & later) 3/8"	D	114-6002							
BMC/TRIUMPH/ROVER									
A Series 3/8"	J	206-6001	206-6021						
A & B Series 11/32"	C	206-6002							
B Series (1964-68) 18GB & 18GF 3/8"	E	206-6003							
Bonneville 650cc motorcycle (1956-72)		206-6009							
K Series	E	206-6007							
1.3L & 1.5L Spitfire	E							206-6004	
2.0L GT6 & 2.5L TR6	E							206-6005	
2.0L SOHC TR7	K	206-6006							
BMW									
S1000RR Motorcycle	E							201-6202	
1.5L & 2.0L (M10) 4-cylinder	J							201-6304	
1.6L (W10, W11) Mini – supercharged & non-supercharged (2002-08 Chrysler engine) M8 x 43mm UHL	E	206-6008							
1.6L (N12/N14/N16/N18) Mini – turbocharged & non-turbocharged (2007-15 Peugeot engine) M7 x 45mm UHL	E							201-6305	
2.3L (S14) M11 x 41mm UHL	E							201-6104	
2.5L (M50/M50TU) inline 6 M9 x 53mm UHL	E							201-6301	
2.8L (M52EURO), 3.0L (S50US) & 3.2L (S52US) inline 6 M9 x 44mm UHL	E							201-6201	
2.8L (M52/M52TU) & 3.0L (M54) inline 6 M9 x 47mm UHL	E							201-6303	
3.0L (S50 EURO) inline 6 M10 x 45mm UHL	E							201-6102	
3.2L (S54) inline 6 M11 x 47mm UHL	E							201-6103	
4.0L (S65) V8 M9 x 45mm UHL Custom Age 625+	E							201-6001	
4.4L (M62/M62TU) V8 M9 x 53mm UHL	E							201-6302	
BUICK									
90° V6 (cap screw type) 1.500" UHL	E							123-6001	123-6021
90° V6 (cap screw type) 1.700" UHL, fits Grand National	E							123-6002	123-6022
215 cid aluminum V8	D	124-6001							
350 cid (1968-73) standard 11/32"		124-6002							
350 cid (1968-73) .015 in. oversize 11/32"		124-6003							
400-401-425-430-455 cid	B	125-6001							
CADILLAC									
4.6L Northstar	E							217-6301	
472-500 cid with 12 pt nuts	D	135-6003							
CHEVROLET, SMALL BLOCK									
265-283-327 cid (small journal) 11/32"	D	134-6001	134-6021	134-6401	134-6411	234-6401	234-6421		
305-307-327-350 cid (large journal) 3/8"	B	134-6003	134-6023	134-6403	134-6423	234-6403	234-6423		
350 cid PM Rod (1992-97) LT1/LT4	B	134-6005							
383 Stroker w/ 350 rod (extra head clearance)	A	134-6027							
400 cid	A	134-6002	134-6022	134-6402	134-6422	234-6402	234-6422		
7/16" "K" rod with 12 pt nuts	A	134-6004							
Gen III/IV LS Series small block & 6.2L LT1 (except LS7 & LS9) "Cracked Cap Design"	E	134-6006	134-6026					234-6301	234-6321
Gen IV LS7 & LS9 small block (titanium rod)	E							234-6302	

Find New Kits





Application <small>Note: Please verify rod bolt head style against the photos labeled A-M when replacing rod bolts</small>	Head Style	Hi-Perf 8740 (complete)	Hi-Perf 8740 (2-PC)	HP Wave 8740 (complete)	HP Wave 8740 (2-PC)	Pro Wave ARP2000 (complete)	Pro Wave ARP2000 (2-PC)	Pro Series ARP2000 (complete)	Pro Series ARP2000 (2-PC)
CHEVROLET, BIG BLOCK									
396-402-427-454 cid 3/8"	A	135-6002	135-6022	135-6402	135-6422	235-6402	235-6422		
409 cid	B	134-6003	134-6023	134-6403	134-6423	234-6403	234-6423		
454-502 cid 7/16"	A	135-6001	135-6021	135-6401	135-6421	235-6401	235-6421		
454-502 cid 7/16" with 12 pt nuts	A					235-6403	235-6423		
Chevy 8.1	F					235-6404	235-6424		
CHEVROLET, 4 AND 6-CYLINDER									
140-145-164 cid Corvair 5/16"	D			132-6002	132-6022				
194-230-250 cid inline 6	D	132-6001	132-6021						
120-140 cid 4-cylinder Vega	D	131-6001	131-6021						
2.8L 60° V6	D	133-6002	133-6022						
4.3L 90° V6	A	133-6001	133-6021						
CHRYSLER									
2.2L & 2.5L 4-cylinder	D	141-6001	141-6021	141-6401					
170-225 cid Slant Six (1976 & earlier)	F	142-6001							
225 cid Slant Six (1977 & later)	D	142-6002							
318-340-360 Wedge & 318-360 Magnum	D	144-6001	144-6021	144-6401	144-6421	244-6401	244-6421		
5.7L Gen III Hemi	E							247-6301	
6.1L & 6.4L Gen III Hemi	E							247-6302	
383-400-413-440 Wedge & 354-392 Hemi	D	145-6002	145-6022	145-6402		245-6402	245-6422		
426 factory Hemi & 426-472-528-572 Gen II Hemi 7/16"	M	145-6001	145-6021						
DIESEL									
Chevy/GM 6.6L Duramax	E							230-6301	
Cummins 3.9L (4BT) 4-cylinder	E							247-6304	
Dodge/Cummins 5.9L 12V/24V	E							247-6303	
Ford 6.0L & 6.4L Powerstroke	E							250-6301	
Ford 7.3L Powerstroke PM rod (2001-03)	E							250-6302	
Ford 7.3L Powerstroke forged rod (1994-2000)								250-6303	
Nissan 2.5L (YD25) 4-cylinder diesel 11/32"	C							202-6008	
FORD, SMALL BLOCK									
239-256-272-292 Y block (rod marked EBU)	M	154-6005							
239-256-272-292 Y block (rod marked ECZ)	F	154-6004	154-6024						
289-302 cid standard 5/16"	B	154-6002	154-6022	154-6402	154-6422	254-6402	254-6422		
302 cid Sportsman SVO 3/8"	M	150-6005	150-6025						
312 cid	F	154-6004	154-6024						
351 Cleveland	C	154-6003	154-6023	154-6403	154-6423	254-6403	254-6423		
351-400M	C	154-6001	154-6021	154-6401	154-6421				
Boss 302 & 351W	C	150-6004	150-6024	150-6404	150-6424	250-6404	250-6424		
351W with square head rod bolt	M	154-6006							
FORD, BIG BLOCK									
390-406-410-427-428 cid FE Series	G	155-6002	155-6022			255-6402	255-6422		
427 LeMans	E	200-6001	200-6021						
428 Cobra Jet (replacement for 13/32" bolt)	A	155-6001	155-6021						
429-460 cid	M	155-6003	155-6023						
Boss 429-460	C	150-6004	150-6024	150-6404	150-6424	250-6404	250-6424		
FORD, MODULAR									
4.6L & 5.4L	E							256-6301	
FORD, 4, 5 AND 6-CYLINDER									
1.6L CVH M8	E	151-6004							
1.6L Zetec E M8	E	151-6003	151-6023						
1.8L Duratec	E							251-6202	
2.0L DOHC Cosworth Sierra/Escort	E							251-6301	

Red part numbers indicate new items

800-826-3045



Find New Kits

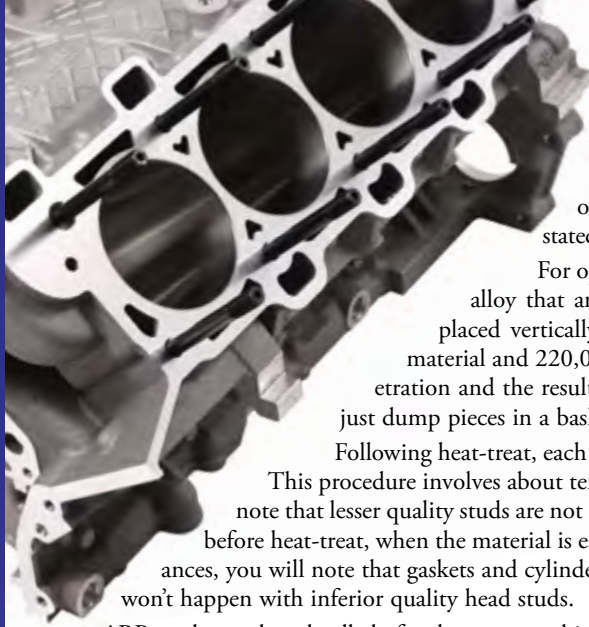


Application	Head Style	Hi-Perf 8740 (complete)	Hi-Perf 8740 (2-PC)	HP Wave 8740 (complete)	HP Wave 8740 (2-PC)	Pro Wave ARP2000 (complete)	Pro Wave ARP2000 (2-PC)	Pro Series ARP2000 (complete)	Pro Series ARP2000 (2-PC)
FORD, 4, 5 AND 6-CYLINDER (CONTINUED)									
2.0L RS 2000 M8	E							251-6201	251-6222
2.0L Zetec M9	E	151-6005							
2000cc Pinto	D	151-6001	151-6021						
2300cc Pinto	F	151-6002	151-6022			251-6402	251-6422		
2.5L (B5254) DOHC 5-cylinder	E							251-6203	
2.8L & 2.9L V6	B	153-6001							
3.8L V6 Super Coupe T-bird	C	153-6002	153-6022						
240-300 cid inline 6	G	152-6001							
4.9L inline 6	C	152-6002							
HOLDEN									
11/32"	B	205-6002							
3/8"	B	205-6001							
HONDA/ACURA									
1.2L, 1.6L & 1.8L M8	A	208-6001							
1.5L (L15)	E							208-6301	
1.6L & 1.8L M9	A							208-6401	
2.0L (F20C) & 2.2L (F22C) S2000	E							208-6002	
2.0L (K20A)	E							208-6003	
3.0L (C30A) V6 Acura NSX M9								208-6004	
3.2L (C32B) V6 Acura NSX M8								208-6005	
JEEP									
4.0L inline 6	D							146-6001	
LANCIA									
2.0L SOHC 8V & DOHC 16V Turbo	E							275-6001	
MAZDA									
1.6L (B6) & 1.8L (BP) DOHC Miata M9	K	118-6401							
MITSUBISHI									
2.0L (4B11) DOHC (2008 & later)	E							207-6002	
2.0L (4G63) DOHC (1993 & earlier) M9	C	107-6001	107-6021						
2.0L (4G63) DOHC (1994-07) M8	A	107-6002	107-6022						
2.6L (G54B)	C	107-6003	107-6023						
3.0L (6G72) & 3.5L (6G74) V6	C	107-6004	107-6024						
NISSAN/DATSUN									
A Series (A12-A12A-A13-A14-A15)	A	102-6002							
L16 Series M8	C	102-6001							
L20 Series 4-cylinder & 2.2L (Z22) M9	C	202-6001							
L24 Series (early) inline 6 M8	C	202-6002							
L24 (late), L26 & L28 Series inline 6 M9	C	202-6003							
2.0L (SR20DE/DET) 11/32"	C	202-6005							
2.4L (KA24DE) 11/32"	C	102-6003							
2.5L (YD25) 4-cylinder diesel 11/32"	C							202-6008	
2.6L (RB26DET/DETT) Inline 6 11/32"	A							202-6007	
3.0L (VG30E/ET) SOHC V6 M9	C	202-6003							
3.0L (VG30D/DET/DETT) DOHC V6 11/32"	C	202-6004							
3.5L (VQ35) DOHC V6 M8	E							202-6006	
3.8L (VR38DETT) DOHC V6 Custom Age 625+	E							202-6101	
OLDSMOBILE									
2.3L & 2.4L Quad 4	I	181-6001							
307-350-403-425 cid	A	184-6001	184-6021						
455 cid	F	185-6001	185-6021						
OPEL/VAUXHALL									
1.4L & 1.6L 8V M8	E	109-6002							

Red part numbers indicate new items



Application	Head Style	Hi-Perf 8740 (complete)	Hi-Perf 8740 (2-PC)	HP Wave 8740 (complete)	HP Wave 8740 (2-PC)	Pro Wave ARP2000 (complete)	Pro Wave ARP2000 (2-PC)	Pro Series ARP2000 (complete)	Pro Series ARP2000 (2-PC)
OPEL/VAUXHALL (CONTINUED)									
1.4L 16V M9	E	109-6003							
2.0L 16V M9	E	109-6001						209-6003	
PEUGEOT									
205 & 306	M	117-6101							
PONTIAC									
151 cid (Iron Duke) 4-cylinder 11/32"	D	191-6001							
3800 V6 (cap screw type) 1.700" UHL	E							123-6002	123-6022
301 cid	D	194-6001							
287-317-347-370-389 cid (1955-62)	D	190-6002	190-6022						
326-389-400-455 cid (1963 & later) 3/8"	I	190-6001	190-6021						
455 Super Duty 7/16"	M	190-6003	190-6023						
455 Super Duty (cap screw type) 7/16-24	E	190-6004							
PORSCHE									
RSR Ti rod	H					204-6004			
1.7L & 2.0L Type IV	K	104-6006							
2.0L 911S (1969)	H					204-6003			
911/930 Turbo & 933 M9	H					204-6005			
911 M10	H					204-6001			
944	K					204-6002			
986/987/996 & 997 (cap screw type) M9	E							204-6301	
RENAULT									
Clio (F4R) 16V M9	E							216-6301	
R5 Turbo (Mid-Engine)	E							216-6302	
R12 Gordini/Alpine (807g)	E	116-6001							
SEA-DOO									
Rotax RXP-X255	E							168-6001	
SUBARU									
1.8L (EJ18) & 2.2L (EJ22) SOHC, 2.5L (EJ25) SOHC/DOHC Non Turbo & 2.0L (EJ20) DOHC Turbo	I					260-6301			
Subaru 2.0L 4-cylinder FA20	E							260-6303	
2.5L (EJ25) DOHC Turbo	E							260-6302	
SUZUKI									
GSX 1300 Hayabusa	E							271-6301	
TOYOTA									
1.6L (4AGE) DOHC & 1.6L (4ALC) SOHC M9	A	203-6001							
1.6L (2TC/2TG) & 1.8L (3TC)	A	203-6003							
1.8L (2ZZGE)	E							203-6301	
2.0L (3SGTE) & 2.4L (22R)	A	203-6002							
2.0L 4-cylinder 4U-GSE	E							203-6302	
3.0L (7MGTE) inline 6 (1986-92) Supra	A	203-6004							
3.0L (2JZGE/GTE) inline 6 (1993-98) Supra	E							203-6005	
VOLKSWAGEN/AUDI									
Audi 5-cylinder	L							104-6007	
Formula Vee (cap screw type) M9	E	104-6005	104-6025						
Super Vee (cap screw type) Audi-style rod	E							104-6003	104-6023
1600cc air cooled	K	104-6001							
1600cc water-cooled Rabbit & Corrado G60	K	104-6002							
1.8L & 2.0L water cooled	L							104-6004	104-6024
2.0L (FSI/TFSI) DOHC 4-cylinder	E							204-6302	
2.7L (APB/BEL) Turbo & 2.8L (AFC/ACK/AHA/ATQ) Non Turbo V6	E							204-6201	
2.8L & 2.9L VR6	E							204-6006	
VOLVO									
2.5L (B5254) DOHC 5-cylinder	E							219-6201	



CYLINDER HEAD STUDS

It is for good reason that virtually every top professional engine builder relies on ARP Pro Series head studs for their all-out competition powerplants. Simply stated, there's not a better stud setup on the market today.

For openers, ARP only uses premium grade 8740 alloy and a proprietary ARP2000® alloy that are rated far superior to “aircraft” quality alloy steels. Secondly, each stud is placed vertically into special racks and precisely heat-treated to 200,000 psi for the 8740 material and 220,000 psi for the ARP2000® material. This procedure ensures complete heat penetration and the results are far superior to those lesser quality studs from other manufacturers who just dump pieces in a basket and hope for the best.

Following heat-treat, each stud is centerless ground to make it as close to perfectly concentric as possible. This procedure involves about ten very slight cuts and results in an exceptionally straight part. It's important to note that lesser quality studs are not even centerless ground – the material is thread rolled in bar stock form (mostly before heat-treat, when the material is easier to machine). Because ARP studs are manufactured to such exacting tolerances, you will note that gaskets and cylinder heads literally glide into position and are perfectly aligned – something that won't happen with inferior quality head studs.

ARP studs are thread rolled after heat-treat, which gives them about 2000% (that's twenty times) better fatigue strength than those studs that are threaded prior to heat-treat (a very common industry practice). It costs a lot more to do it this way, because it's tough on tooling, but the results are well worth the extra effort.

You will also note that ARP offers specially undercut studs for several engines. This procedure (done only to the shorter studs) more equalizes the “stretch” of both studs, which makes for a more consistent clamping force – and one that compensates for head gasket compression when the cylinder heads are installed. This helps prevent blown head gaskets, and assures optimum engine sealing!

Premium quality 8740 and ARP2000® head stud kits are available for most domestic and import applications. You won't find a better quality stud on the market from any other source. Look for ARP stamped on each stud as your assurance of quality.

Clearly, they are the best on the market today, and the favorite of leading professional engine builders in all forms of racing.

HEAD STUDS vs. BOLTS...A TECHNICAL DISCUSSION

ARP's factory Tech Representatives are often asked which is better, cylinder head studs or bolts. The answer, invariably, depends on the installation. On many street-driven vehicles, where master cylinders and other items protrude into the engine compartment, it's probably necessary to use head bolts so that the cylinder heads can be removed with the engine in the car.

For most applications, however, studs are recommended. And for good reason. Using studs will make it much easier to assemble an engine (especially a racing powerplant which must be serviced frequently and quickly!) with the cylinder head and gasket assured of proper alignment.

Studs also provide more accurate and consistent torque

loading. Here's why. When you use bolts to secure the head, the fastener is actually being “twisted” while it's being torqued to the proper reading. Accordingly, the bolt is reacting to two different forces simultaneously. A stud should be installed in a “relaxed” mode – never crank it in tightly using a jammed nut.

If everything is right, the stud should be installed hand tight. Then, when applying torque to the nut, the stud will stretch only on the vertical axis. Remember, an undercut shorter stud will have a rate similar to a longer, standard shank stud. This provides a more even clamping force on the head.

Because the head gasket may compress, check with your gasket manufacturer to see if retorquing is required.

Application	Hex Nuts	Hex Nuts U/C Studs	12-Point Nuts	12-Point Nuts U/C Studs
AMC				
258 cid inline 6, early 1970's, 1/2" all same length studs	112-4001			
290-343-390 cid (1969 & earlier) 7/16"	114-4001		114-4201	
304-360-390-401 cid (1970 & later) 1/2"	114-4002		114-4202	
401 cid with Indy heads			114-4203	
BMC/TRIUMPH				
A Series, 9 studs			206-4201	
A Series, 11 studs			206-4204	
A Series, 11 studs, shaved head			206-4206	
B Series			206-4202	
1.3L & 1.5L Spitfire			206-4203	
2.0L GT6 & 2.5L TR6			206-4205	
2.0L SOHC TR7				206-4208
2.1L TR4			206-4207	

Application	Hex Nuts	Hex Nuts U/C Studs	12-Point Nuts	12-Point Nuts U/C Studs
BMW				
S1000RR Motorcycle			201-4306	
1.5L-2.0L (M10) 4-cylinder (2002 Coupe, 318i, 320i)				201-4601
1.6L (W10, W11) Mini – supercharged & non-supercharged (2002-08 Chrysler engine) 8740			201-4301	
1.6L (N12/N14/N16/N18) Mini – turbocharged & non-turbocharged (2007-15 Peugeot engine) ARP2000			201-4304	
2.3L (S14) 4-cylinder				201-4605
2.5L (M20) SOHC inline 6			201-4305	
2.5L (M50), 3.0L (S50US) & 3.2L (S52US) inline 6 ARP2000			201-4302	
3.0L & 3.4L (M30) SOHC inline 6 (530, 535, 635, 735)				201-4602
3.2L (S54) inline 6 ARP2000			201-4303	
4.0L (S65) V8 ARP2000			201-4307	
BUICK				
V6 Stage I (1977-85)	123-4001		123-4201	
V6 Grand National and T-Type (1986-87)	123-4003		123-4203	
V6 with 1986-87 block and GN1 Champion heads			223-4204	
V6 Stage II	223-4002		223-4202	
V6 Stage II with Champion heads			223-4203	
215 cid	124-4002		124-4202	
215 cid, Rover V8	124-4003			
350 cid	124-4001		124-4201	
401-425 cid, nail head	124-4004		124-4204	
455 cid	125-4001		125-4201	
CADILLAC				
472-500 cid with 6 & 12 pt nuts for clearance	135-4007			
CHEVROLET, SMALL BLOCK				
23° OEM cast iron and aluminum Chevrolet, Gen III Vortec/Truck; LT1 Airflow Research, Brownfield; Brodix -8,-10,-11, Track I, Dart Sportsman and Dart II, most Edelbrock, Trick Flow & most World Products iron and aluminum heads	134-4001	234-4401	234-4301	234-4601
18° standard port	234-4107	234-4507	234-4307	234-4707
18° raised port	234-4108	234-4508	234-4308	234-4708
18° Bowtie heads with 3/8" raised intake #10134363/364			234-4321	234-4721
18° with 3/8" holes			234-4322	
18° Chevy heads w/ Brodix, Rodeck aluminum block			234-4710	
7/16"-3/8" stepped	234-4015		234-4315	
Aluminum Block with Brodix -12 & 12x heads	234-4123			
Aluminum Bowtie splayed bolt head			234-4213	
Brodix -12, and Brodix 18°	234-4103	234-4503	234-4303	234-4703
Brodix -12 rollover (angle mill)			234-4311	
Brodix 18° rollover			234-4310	
Brodix -18c,-18x with 3/8" step stud			234-4727	
Brodix -18c "AP"				234-4728
Brodix canted valve			234-4312	
Brodix-Pontiac raised port	234-4106	234-4506	234-4306	234-4706
Brodix-Pontiac standard port	234-4105	234-4505	234-4305	234-4705
Brodix-Rodeck aluminum block w/ -8, 10, 11, 11x, & Track 1 Brodix heads			134-4301	
Brodix-Rodeck aluminum block w/ 12x, 12RP/GB2000 heads			134-4302	
Brodix-Rodeck aluminum block w/ 23° aftermarket style heads (3/8 & 7/16 studs)			134-4303	
Brodix-Rodeck aluminum block w/ Brodix Weld-Tech Jones GB2200 heads			134-4304	
Brodix-Rodeck aluminum block w/ BD1010 & BD2000 heads			134-4305	
Brodix-Rodeck aluminum block w/ All Pro heads			134-4306	
Brodix-Rodeck aluminum block w/ 12/18° WT/Clone Brodix head 3/8 ctr bolt holes			134-4307	
Brodix-Rodeck aluminum block w 12/18° Brodix head, 7/16" studs			134-4308	
Brodix-Rodeck aluminum block w/ Weld-Tech Jones GB2300 heads			134-4309	

Red part numbers indicate new items

Application	Hex Nuts	Hex Nuts U/C Studs	12-Point Nuts	12-Point Nuts U/C Studs
CHEVROLET, SMALL BLOCK (CONTINUED)				
Brodix-Rodeck aluminum block w/ 16° Brodix heads				234-4726
Brodix-Rodeck aluminum block w/ canted valve Brodix heads			234-4711	
Bowtie Block with Pro Action 14° head			234-4725	
Bowtie cast iron and aluminum block with Brodix Weld-Tech Jones -12 & 12x heads				234-4723
Bowtie cast iron and aluminum block with standard Chevy heads (.950 coarse thread)			234-4320	234-4720
Carl Foltz 15° heads			234-4338	
Dart II, Brodix Track I, 23° Pro Action, Iron Eagle II, iron block	234-4109	234-4509	234-4309	234-4709
Dart 13° heads			234-4337	
Dart 18° heads			234-4323	
Dart 18° heads w/ II Generation steel block	234-4036		234-4336	
Dart, Buick	234-4102	234-4502	234-4302	234-4702
Dart w/ Oldsmobile 14° heads	234-4104	234-4504	234-4304	234-4704
Dart Sportsman, .950, coarse thread	134-4002	234-4402	234-4332	234-4602
Pro Action 14° heads			234-4334	
Pro Action 14° heads w/ Tall Deck block			234-4335	
Pro Action 23° heads			234-4333	234-4433
SBC w/ -12 aluminum block			234-4324	
SB2				234-4722
SB2 w/ Brodix, Rodeck aluminum block			134-4310	
SB2-2 7/16" block w/ 220 ksi ARP2000			234-4724	
SB2-2 3/8" block w/ 220 ksi ARP2000			300-4202	
SB2-2 3/8" block w/ 260 ksi Custom Age 625+			300-4201	
World - Motown iron block w/ standard SBC heads			134-4201	
World - Motown aluminum block w/ standard SBC heads			134-4311	
CHEVROLET, SMALL BLOCK - LS SERIES				
Gen III LS Series small block (2003 & earlier), 4 short, 16 long	234-4110		234-4316	
Gen III LS Series small block (2003 & earlier), 4 short, 16 long ARP2000				234-4344
Gen III LS Series small block (2003 & earlier), 4 short, 16 long Custom Age 625+			234-4313	
Gen III/IV LS Series small block (2004 & later) w/ all same length studs			234-4317	
Gen III/IV LS Series small block (2004 & later) w/ all same length studs ARP2000				234-4345
Gen III/IV LS Series small block (2004 & later) w/ all same length studs Custom Age 625+			234-4314	
Gen III/IV LSX small block ARP 2000			234-4319	
LSA ARP2000				234-4346
Dart LS Next iron block with 15 bolt head			234-4340	
Dart LS Next iron block with 23 bolt head			234-4341	
RHS - aluminum block w/ RHS LS7 head			234-4339	
World - Warhawk aluminum block w/ standard LS heads or Warhawk 15° heads				134-4701
World - 9.240 deck - Warhawk aluminum block w/ Warhawk 12° LS7 heads				134-4702
World - 9.800 deck - Warhawk aluminum block w/ Warhawk 12° LS7 heads				134-4703
CHEVROLET, SMALL BLOCK - LT SERIES				
6.2L Gen V (LT1/LT4) ARP2000 without M8 corner bolts			234-4342	
6.2L Gen V (LT1/LT4) ARP2000 with M8 corner bolts			234-4343	
CHEVROLET, BIG BLOCK				
348-409 cid	135-4002		235-4202	
396-402-427-454 Cast iron OEM, Mark IV w/ aluminum factory heads and early Bowtie	135-4001	235-4401	235-4201	235-4601
396-402-427-454 Cast iron OEM, Mark IV w/ Edelbrock Performer RPM or Pro Top Line heads	235-4018	235-4518	235-4318	235-4718
396-402-427-454 Cast iron OEM, Mark IV w/ Edelbrock Victor heads	235-4019	235-4519	235-4319	235-4719
396-402-427-454 Cast iron OEM, Mark IV w/ World Products Merlin heads - 8 long, 2 short exhaust studs	235-4016	235-4516	235-4316	235-4716
396-402-427-454 Cast iron OEM, Mark IV w/ World Products Merlin heads - 10 long exhaust studs	235-4025	235-4525	235-4325	235-4725
427 ZL1 Limited Edition, block #12370850, head #12363390/392/399			235-4321	
454-502 cast iron OEM, Mark V or Mark VI w/ Brodix/Canfield heads	235-4114	235-4514	235-4314	235-4714

Application	Hex Nuts	Hex Nuts U/C Studs	12-Point Nuts	12-Point Nuts U/C Studs
CHEVROLET, BIG BLOCK (CONTINUED)				
454-502 cast iron OEM, Mark V or Mark VI crate w/ Dart, AFR or World Products Merlin heads	235-4113	235-4513	235-4313	235-4713
454-502 cast iron OEM, Mark V with Mark V heads or Edelbrock heads	235-4108	235-4508	235-4308	235-4708
8.1L (496 cid) M10 ARP2000			235-4203	
Bowtie	235-4110		235-4310	
Late Bowtie, Dart Merlin, iron and aluminum Dart 360, Edelbrock, Dart Pro 1, AFR, Profiler 24° .750 coarse thread - OEM wet deck block & Gen VI dry deck block	235-4103	235-4503	235-4303	235-4703
Late Bowtie, Dart Merlin, iron and aluminum Dart 360, Edelbrock, Dart Pro 1 (mfg. before 1/1/15, use 235-4118 after 1/1/15), AFR, Profiler 24° 1.000 coarse thread - aftermarket dry deck block	235-4117		235-4317	
long exhaust studs, ONLY 8 PIECES (1.000 coarse thread with nuts and washers)	235-4106		235-4306	
Brodix, -2, -4, 2x, 3x, Canfield, Holley, Big Duke	235-4102	235-4502	235-4302	235-4702
Brodix, Sonny Leonard 14.5° Pro Stock heads or Brodix PB1200 heads, w/ cast iron block			235-4320	
Brodix, Sonny Leonard 14.5° Pro Stock heads or Brodix PB1200 heads, w/ Brodix aluminum block			135-4301	
Brodix, SR20 heads w/cast iron block			235-4323	
Brodix, fits BB1 OEFI, 2, 2t, 2x, 2extra, 3, 4, 4extra, 5 heads, w/ Brodix aluminum block			135-4302	
Brodix, w/ Dart Pro 1 or 360 heads, Pro Top Line, w/ Brodix aluminum block			135-4303	
Brodix, w/ Big Duke/Big Chief/Edelbrock Victor heads, w/ Brodix aluminum block			135-4304	
Brodix, w/ Pontiac Pro Stock heads	235-4107	235-4507	235-4307	235-4707
Dart Big Chief	235-4112	235-4512	235-4312	235-4712
Dart Pro 1 20° heads (manufactured after January 2015) 1.000 coarse thread - w/ aftermarket dry deck block	235-4118			
Dart Pro 1 440 heads- 1.000 coarse thread w/ aftermarket dry deck block		235-4324		
Oldsmobile DRCE	235-4109	235-4509	235-4309	235-4709
Profiler - Hitman 12° heads			235-4315	
Symmetrical-spread port Chevy	235-4104	235-4504	235-4304	235-4704
With GM aluminum block, 7/16" diameter	135-4005	235-4505	135-4205	235-4705
With GM aluminum block, 1/2" diameter	135-4006	235-4506	135-4206	235-4706
World - Merlin aluminum block w/ Merlin Grumpy Jenkins or Dart aluminum heads			135-4207	
World - Merlin aluminum block w/ Merlin II/III iron and aluminum heads			135-4208	
CHEVROLET, 4 AND 6-CYLINDER				
GM 2.2L Ecotec				231-4701
GMC Vega 140	131-4002			
Inline 4-cylinder (1962 & later)	131-4001		131-4201	
Inline 6-cylinder (1962 & later)	132-4001		132-4201	
2.8L 60° V6 M11	233-4003		233-4303	
4.3L 90° V6	233-4001	233-4401	233-4301	233-4601
4.3L 90° V6 with 18° raised port	233-4108	233-4508	233-4308	233-4708
4.3L 90° V6 with 18° standard port	233-4107	233-4507	233-4307	233-4707
4.3L 90° V6 with Oldsmobile 14° heads	233-4104	233-4504	233-4304	233-4704
4.3L 90° V6 with Pontiac raised runner	233-4102	233-4502	233-4302	233-4702
CHRYSLER, SMALL BLOCK				
273-318-340-360 Wedge	144-4001		144-4201	
318-340-360 Wedge with W2 or W-2 Econo heads	144-4002		144-4202	
318-340-360 Wedge with W5-W7 heads & 318-360 Magnum with factory or Edelbrock Magnum heads	144-4003		144-4203	
318-340-360 Wedge with Edelbrock RPM heads	144-4005			
318-340-360 Wedge with B1-BS heads	144-4004		144-4204	
5.7L, 6.1L & 6.4L Gen III Hemi			244-4300	
CHRYSLER, BIG BLOCK				
383-400-413-426-440 Wedge with factory heads or Edelbrock RPM heads	145-4006		145-4206	
383-400-413-426-440 Wedge with Koffel B-1 or Brodix B1 MO/MC heads	145-4007		245-4307	
383-400-413-426-440 Wedge with Koffel BTS full or Brodix B1-BS heads	145-4012			
383-400-413-426-440 Wedge with Indy 440 heads	145-4011		245-4311	
331-354-392 factory Hemi & Edelbrock RPM heads	145-4001		145-4201	

Red part numbers indicate new items

800-826-3045



Find New Kits

Application	Hex Nuts	Hex Nuts U/C Studs	12-Point Nuts	12-Point Nuts U/C Studs
CHRYSLER, BIG BLOCK (CONTINUED)				
426 factory Hemi & 426-472-528 Hemi Crate Motor 7/16"	145-4003		245-4203	
426 factory Hemi (modified for 1/2")	145-4002		246-4202	
Indy Max block w/standard Hemi heads or Indy hemi heads (stud kit w/inner valley bolts)	145-4008			
KB Hemi - inner valley studs			245-4306	
KB Hemi (short deck) 1/2"			245-4308	
KB Hemi (standard deck) 1/2"	245-4005		245-4305	
KB Hemi (long deck) 1/2"			245-4309	
KB Hemi (standard deck) 9/16"			245-4310	245-4710
World - Hemi iron & aluminum blocks w/standard Hemi heads or Indy hemi heads	145-4005			
World - Hemi iron & aluminum blocks - inner valley studs			245-4312	
CHRYSLER, 4 AND 6-CYLINDER				
2.2L & 2.5L SOHC 4 cylinder M11 ARP2000	241-4501		241-4701	
170-225 cid Slant Six	142-4001			
DIESEL				
Chevy GMC 6.2L M12	130-4062			
Chevy Duramax 6.6L (2001& later) (LB7/LLY/LBZ/LMM) ARP2000			230-4201	
Chevy Duramax 6.6L (2001& later) (LB7/LLY/LBZ/LMM) Custom Age 625+			230-4202	
Cummins 3.9L (4BT) ARP2000			247-4206	
Cummins 3.9L (4BT) Custom Age 625+			247-4207	
Dodge/Cummins 5.9L 12V (1989-98) ARP2000			247-4203	
Dodge/Cummins 5.9L 12V (1989-98) Custom Age 625+			247-4205	
Dodge/Cummins 5.9L & 6.7L 24V (1998 & later) ARP2000			247-4202	
Dodge/Cummins 5.9L & 6.7L 24V (1998 & later) Custom Age 625+			247-4204	
Ford 6.0L Powerstroke ARP2000 - Inner row M8 head bolts sold separately			250-4202	
Ford 6.0L Powerstroke - Inner row M8 head bolts			250-4206	
Ford 6.0L Powerstroke Custom Age 625+ - Inner row M8 head bolts included			250-4205	
Ford 6.4L Powerstroke ARP2000 - Inner row M8 head bolts included			250-4203	
Ford 6.7L Powerstroke ARP2000			250-4301	
Ford 6.9L International	150-4069			
Ford 7.3L International (1988-94) ARP2000			250-4204	
Ford 7.3L Powerstroke (1993-03) ARP2000			250-4201	
Nissan 2.5L (YD25) 4-cylinder ARP2000			202-4306	
Oldsmobile 5.7L , 350 cid	184-4003			
VW/Audi 1.6L & 1.9L Turbo & Non-Turbo (1982-02) ARP2000				204-4706
DODGE				
2.0L SOHC Neon, block #4667642, head #4556737			141-4203	
2.0L DOHC Neon, block #4667642, head #4667086			141-4202	
2.4L DOHC, block #4621443/445, head #4667086			141-4204	
3.0L (6G72) DOHC V6 ARP2000				207-4205
Viper Gen II & III (1996-06) ARP2000			247-4201	
FORD, SMALL BLOCK				
289-302, 5.0L with factory heads or AFR 185 with 7/16" holes	154-4001	254-4401	154-4201	254-4701
289-302, 5.0L with 351 Windsor head, 7/16"-14 cylinder block thread M-6049-J302, SVO high port & M-6049-L302, AFR 185 with 1/2" holes Edelbrock aluminum , GT-40 style with insert "T" washer	154-4005	254-4405	154-4205	254-4705
Boss 302 (1969-70) 7/16-14 cylinder block threads	154-4002		154-4202	
Boss 302 (M6010) Ford Racing block with 351C iron heads - 1/2-13 cylinder block threads	154-4207		154-4206	
351 Windsor with factory heads, M-6049-J302, SVO high port and M-6049-L302 GT-40 style, Edelbrock aluminum and Iron Dart with 1/2-13 cylinder block threads	154-4003	254-4503	154-4203	254-4703
351 Cleveland, 351-400M	154-4004		154-4204	
351 SVO Yates design	254-4109		254-4309	
351 SVO Yates 1994 design	254-4110		254-4310	

Application	Hex Nuts	Hex Nuts U/C Studs	12-Point Nuts	12-Point Nuts U/C Studs
FORD, SMALL BLOCK (CONTINUED)				
351 SVO and Fontana aluminum blocks w/'94 or later Yates heads	254-4102	254-4101	254-4302	254-4301
351 "R" block with C3 heads	254-4111	254-4501	254-4311	254-4601
351 "R" block w/6049-N351 heads	254-4112		254-4314	
Std. 351 Block w/6049-N351 heads	254-4113		254-4315	
351 "R" block with Brodix/Neal heads or Blue Thunder heads			254-4312	
World - Man O'War iron/aluminum block w/ standard SBF or Man O'War 18° heads			154-4301	
World - Man O'War iron/aluminum block w/ Man O'War 10° heads			154-4302	
FORD, BIG BLOCK				
390-428 FE series with factory heads or Edelbrock heads	155-4001		155-4201	
390-428 FE series with Blue Thunder heads			155-4204	
427 SOHC	155-4002		155-4202	
429-460 cid with factory heads & 429CJ SVO alum #M-6049-A429, also Edelbrock, KAASE	155-4003		155-4203	
460 SVO aluminum, M-6049-A460 & M-6049-B460, C460 (must use 12pt. nuts)			255-4304	
460 cid with Blue Thunder heads	255-4101		255-4301	
460 cid with Trick Flow "Pro Stock" heads			255-4305	
FORD, COYOTE				
5.0L (2011-2012) M12 ARP2000			256-4702	
5.0L (2013) M11 ARP2000			256-4301	
FORD, FLATHEAD				
1938-48 (24 stud) V8 w/ Edelbrock #1125 heads - polished stainless acorn nuts and washers	154-4101			
1949-53 (24 stud) V8 w/ Edelbrock #1115 heads - polished stainless acorn nuts and washers	154-4102			
1938-48 (24 stud) V8 w/ Offenhauser heads - polished stainless acorn nuts and washers	154-4103			
1949-53 (24 stud) V8 w/ Offenhauser heads - polished stainless acorn nuts and washers	154-4104			
FORD, MODULAR				
4.6L & 5.4L 2V/4V	156-4101		156-4301	
4.6L & 5.4L 2V/4V ARP2000	256-4001		256-4201	
4.6L & 5.4L 3V ARP2000	256-4002		256-4202	
FORD, 4, 5 AND 6-CYLINDER				
1600cc, Escort M10			151-4203	
2.0L (YB) DOHC Cosworth Sierra/Escort M12				251-4701
2.0L Zetec				251-4702
2000cc Pinto			151-4201	
2300cc Pinto			151-4202	151-4702
2.3L Duratec (2003 & later)			151-4204	
2.3L Ecoboost		151-4001		151-4301
2.5L Duratec V6			253-4701	
2.7L Ecoboost		153-4002		153-4302
2.5L (B5254) DOHC 5-cylinder ARP2000				251-4703
3.5L Ecoboost		153-4003		153-4303
3.8L V6 Super Coupe T-bird	153-4001		153-4203	
4.0L SOHC V6			253-3701	
4.0L (XR6) inline 6 ARP2000 M12			252-4302	
4.0L (XR6) inline 6 ARP2000 M14 to 1/2" diameter step stud conversion			252-4301	
4.5L SVO inline valve V6, head #M6049-H380	253-4102		253-4302	
240-300 cid inline 6	152-4001		152-4201	
GENERAL MOTORS				
2.2L Ecotec				231-4701
HOLDEN				
Commodore V6 (7/16" diameter)	205-4002			
308 cid with 12 bolt head (early) carbureted (7/16" diameter)	205-4001			205-4601
308 cid with 12 bolt head (early) carbureted (7/16" diameter - 1/2" longer than stock)				205-4602

Red part numbers indicate new items

800-826-3045



Find New Kits

Application	Hex Nuts	Hex Nuts U/C Studs	12-Point Nuts	12-Point Nuts U/C Studs
HOLDEN (CONTINUED)				
308 cid with 10 bolt head (late) EFI (7/16" diameter)			205-4201	
308 cid with 10 bolt head (1/2" diameter)			234-4201	
HONDA/ACURA				
1.5L (L15) SOHC			208-4308	
1.6L (B16A)				208-4601
1.6L (D16Y) Civic			208-4305	
1.6L (D16Z-Only) M10			208-4301	
1.8L (B18A1) Non-VTEC, Acura M11				208-4302
1.8L (B18C1) VTEC, Acura GS-R M11				208-4303
2.0L (B20B) with B16A head				208-4306
2.0L (F20) S2000				208-4702
2.0L (K20A2/A3) VTEC				208-4701
2.2L (H22A4) VTEC				208-4304
2.3L (H23A) VTEC				208-4307
HYUNDAI				
2.0L (G4KF) ARP2000			228-4301	
JEEP				
4.0L inline 6, 1/2" (two lengths)			146-4201	
LANCIA				
2.0L 16V Delta Integrale ARP2000				275-4701
MAZDA				
1.6L (B6) & 1.8L (BP) DOHC Miata			218-4701	
2.0L FS-DE (1998-02)			218-4703	
2.3L DOHC 16V (2003 & later)			218-4702	
2.5L (KL) Series V6 ARP2000				218-4704
MITSUBISHI				
2.0L (4B11) DOHC (2008 & later) ARP2000			207-4206	
2.0L (4B11) DOHC (2008 & later) Custom Age 625+			207-4207	
2.0L (4G63) DOHC (1993 & earlier) M12			207-4201	207-4701
2.0L (4G63) DOHC (1994-07) M11			207-4203	207-4702
2.0L (4G63) DOHC (1994-07) M11 Custom Age 625+			207-4302	
2.6L (G54B)			207-4202	
3.0L (6G72) DOHC V6 ARP2000				207-4205
NISSAN/DATSUN				
A-12 engines			202-4202	
A-14 engines			202-4203	
L20 series, 4-cylinder			202-4201	
L24, L26, L28 series, 6-cylinder			202-4206	
1.6L (CA16DE/DET) & 1.8L (CA18DE/DET)			202-4302	202-4702
2.0L (SR20DE) DOHC (1991-01) M11				102-4701
2.0L (SR20DET/RN14) DOHC Turbo (1991-94) M12			202-4303	
2.0L (RB20DE/DET) & 2.5L (RB25DE/DET) inline 6			202-4301	
2.4L (KA24DE) DOHC			202-4304	
2.4L (KA24E) SOHC			202-4307	
2.5L (YD25) 4-cylinder diesel ARP2000			202-4306	
2.5L (RB25DE/DET) inline 6 ARP2000 M11			202-4309	
2.6L (RB26DETT) GT-R inline 6 ARP2000			202-4207	
3.0L (VG30DE/DETT) DOHC V6			202-4308	
3.0L (VQ30) & 3.5L (VQ35) DOHC V6				202-4701
3.8L (VR38DETT) DOHC V6 Custom Age 625+			202-4305	
OLDSMOBILE				
2.3L Quad 4			281-4301	

Red part numbers indicate new items

Application	Hex Nuts	Hex Nuts U/C Studs	12-Point Nuts	12-Point Nuts U/C Studs
OLDSMOBILE (CONTINUED)				
215 cid, aluminum heads	184-4002		184-4202	
403 cid	184-4004		184-4204	
Batton	184-4005		184-4205	
455 cid with factory heads or Edelbrock heads 7/16"	185-4001		185-4201	
POLARIS				
RZR 1000 ARP2000				288-4701
PONTIAC				
Iron Duke 4 cylinder 1/2"	191-4001		191-4201	
Super Duty 4 cylinder with "Iron Duke" head	290-4101		290-4301	
3800 supercharged V6 (L67 Regal, SC Monte Carlo, Impala) (1999 & later)	193-4001		193-4002	
Ram Air 2 & 455			190-4201	
Ram Air 5	190-4005		190-4205	
350-400-428-455 cid with D port heads (1967 & later)	190-4002		190-4202	
400 Ram Air 2 and 4, 455 HO and 455 Super Duty with Round port heads (1968-74)	190-4003		190-4203	
400-455 cid with Edelbrock Performer & RPM heads 60579, 60599 (mfg. before 3/15/02) (#8556)			190-4304	
400-455 cid with Edelbrock Performer & RPM heads 60579, 60599 (mfg. after 3/15/02) (#8549)			190-4305	
400-455 cid with Edelbrock Performer D port heads 61579, 61599 (#8561)			190-4306	
PORSCHE				
2.0L-3.8L air cooled engines - 911 & 930 Turbo - premium austenitic studs, Dilivar replacement				204-4206
2.5L SOHC/DOHC water cooled engines - 944				204-4211
3.0L DOHC water cooled engine - 944				204-4301
3.4L water cooled engine - 911 (996) Non-Turbo				204-4707
3.6L Turbo water cooled engine - 911 (996) Turbo				204-4210
RENAULT				
2.0L (F4R) DOHC ARP2000			216-4301	
ROVER				
K Series				206-4209
3.5L, 3.9L & 4.2L V8 with 14 bolt heads	124-4003			
3.9L, 4.0L, 4.2L & 4.6L V8 with 10 bolt heads			157-4301	
SATURN				
1.9L DOHC (1991-99)			165-4202	
1.9L SOHC (1999-02)			165-4201	
SEA-DOO				
Rotax RXP-X255			168-4201	
SUBARU				
EJ Series DOHC ARP2000				260-4701
EJ Series DOHC Custom Age 625+				260-4704
EJ Series SOHC ARP2000				260-4702
2.0L (FA20) DOHC ARP2000			260-4301	
SUZUKI				
GSX 1300R Hayabusa with cylinder spacer (1999-05) ARP2000				271-4701
1.6L (M16A) DOHC ARP2000			271-4301	
TOYOTA				
1.5L (1NZFE) DOHC ARP2000			203-4101	
1.6L (4AGE) 16V DOHC			203-4203	
1.6L (4AGE) 20V DOHC ARP2000			203-4304	
1.6L (2TC) & 1.8L (3TC)			203-4206	
1.6i (1ZZFE) DOHC ARP200				203-4703
1.8L (2ZZGE) DOHC ARP2000			203-4302	
2.0L (3SGTE) DOHC			203-4204	
2.0L (3SGTE) DOHC Custom Age 625+			203-4207	
2.0L (4U-GSE) DOHC ARP2000			203-4305	

Red part numbers indicate new items

800-826-3045



Find New Kits

Application	Hex Nuts	Hex Nuts U/C Studs	12-Point Nuts	12-Point Nuts U/C Studs
TOYOTA (CONTINUED)				
2.4L (2AZFE) DOHC, 2006 & earlier ARP2000			203-4303	
2.4L (2AZFE) DOHC, 2007 & later ARP2000			203-4306	
2.4L (22R)			203-4201	
3.0L (7MGE/GTE) inline 6 (1981-92) Supra			203-4202	203-4701
3.0L (2JZGE/GTE) inline 6 (1993-98) Supra			203-4205	203-4702
3.0L (2JZGE/GTE) inline 6 (1993-98) Supra Custom Age 625+			203-4301	
3.8L (F Series) inline 6 (1969-74)	203-4001			
VAUXHALL/OPEL				
2.0L 16V			209-4301	209-4701
2.5L V6 Opel			209-4302	209-4702
VOLKSWAGEN/AUDI				
Audi 5 cylinder, 10 valve			204-4205	204-4703
Audi 5 cylinder, 20 valve			204-4207	204-4704
1.6L & 1.9L Turbo & Non-Turbo diesel (1982-02) ARP2000				204-4706
1.8L & 2.0L 8V Golf/Jetta & 1.6L Super Vee			204-4203	204-4701
1.8L & 2.0L 16V Golf/Jetta			204-4204	204-4702
1.8L DOHC 20V Turbo M10/ARP2000 (without installation tool)			204-4103	
1.8L DOHC 20V Turbo M10/ARP2000 (with installation tool)			204-4104	
1.8L DOHC 20V Turbo M11/ARP2000 (without installation tool) (early AEB)			204-4101	
1.8L DOHC 20V Turbo M11/ARP2000 (with installation tool) (early AEB)			204-4102	
2.0L (FSI/TFSI) DOHC ARP2000			204-4302	
2.7L (Bi-Turbo) DOHC V6 ARP2000			204-4105	
2.8L & 2.9L (VR6) 12 valve				204-4705
VOLVO				
2.5L (B5254) DOHC 5-cylinder ARP2000				219-4301

Red part numbers indicate new items

TECH TIPS: HEAD STUD INSTALLATIONS



1. Clean and chase all bolt threads in block to ensure proper thread engagement and accurate torque readings.



2. All hardware should be cleaned and inspected for possible shipping damage prior to installation.



3. Since most studs extend into the water jacket, coat threads with ARP thread sealer and screw in hand tight ONLY.



4. Install gasket and head, then lubricate the stud threads, the washers and nuts with ARP Ultra-Torque fastener assembly lubricant prior to their installation.



5. Following the engine manufacturer's torque sequence, tighten the nuts to the recommended torque value found on the instruction sheet provided with each kit.

NOTE: To ensure positive sealing of "wet" head studs, a hardening or semi-hardening sealant, such as Loc-Tite or Permatex, etc. should be used. Some engine builders employ a sealer in the coolant, such as Aluma-Seal, Silver Seal or K&W sealer, etc. You may also use high temperature RTV silicone. Whatever product is used, it is best if the cylinder head is installed and torqued to proper levels **BEFORE THE SEALANT HAS CURED!**

CYLINDER HEAD BOLTS

HIGH PERFORMANCE SERIES

High Performance head bolts are available with a reduced wrenching hex or 12-point and wide area flanged head that eliminates the need for valve train removal to facilitate cylinder head retorquing. All High Performance Series bolts are 180,000 psi (which is 15% stronger than Grade 8) and kits come complete with hardened parallel-ground washers.

PROFESSIONAL SERIES

All Pro Series bolts are cold-forged to ensure molecular integrity, heat-treated prior to thread rolling and machining, and meet the ARP "ZERO defect – ZERO failure" quality standard. ARP Pro Series head bolt kits are application specific and designed to deliver superior strength typically associated with competition engines. Pro Series kits are available in standard (8740) 200,000 psi tensile strength material and proprietary (ARP2000®) 220,000 psi tensile strength material where noted. All Pro Series head bolts have a reduced wrenching hex or 12-point head and wide area flange to permit the use of larger diameter valve springs and eliminate the need for valve train removal during cylinder head retorquing. Hardened parallel-ground washers are included in each kit. Most applications have undercut short bolts that can help eliminate head gasket failures through providing more "stretch" to compensate for the additional compression of gaskets.

Refer to Main & Head Bolt Instructions on page 54.



All kits come complete with hardened parallel-ground washers.

Application	High Performance		Pro Series		Stainless	
	Hex	12-Point	12-Point	12-Pt. U/C	Hex	12-Point
AMC						
258 cid inline 6 with 1/2" bolts, all same length	112-3601					
290-343-390 cid (1969 and earlier) 7/16"	114-3601					
290-343-390 cid (1969 and earlier) with Edelbrock heads 7/16"	114-3605					
304-360-390-401 cid (1970 & later) 1/2"	114-3602					
304-360-390-401 cid (1970 & later) with Edelbrock heads 1/2"	114-3604					
401 cid with Indy heads	114-3603					
BMW						
1.6L (W10/W11) Mini (2002-08 Chrysler engine)			206-3601			
BUICK						
V6 Stage I (1977-85)	123-3601	123-3701	223-3701		423-3601	423-3701
V6 Grand National and T-Type (1986-87)	123-3603	123-3703	223-3703			
V6 with 1986-87 block and GN1 Champion heads			223-3705			
V6 Stage II			223-3700			
V6 Stage II with Champion heads			223-3704			
V6 with Duttweller and M&A aluminum heads	123-3602					
350 cid	120-3601					
350 cid (black oxide inner rows, stainless steel outer row)					420-3601	
455 cid	125-3601					
CHEVROLET, SMALL BLOCK						
23° Cast iron OEM, Gen III Vortec/Truck, most Edelbrock, LT-AFR, Brodix-8,-10,-11,-11xb, LT-1, Dart Pro-1, Trick Flow heads & most World Products heads	134-3601	134-3701	234-3701		434-3601	434-3701
23° Cast iron OEM, Gen III Vortec/Truck, most Edelbrock, LT-AFR, Brodix-8,-10,-11,-11xb, LT-1, Dart Pro-1, Trick Flow heads & most World Products heads (black oxide inner rows, stainless steel outer row)	134-3603	134-3703				
23° Pro Action head	134-3604					
12-Rollover Brodix, 18° Brodix	134-3602	134-3702	234-3702			
18° standard port	134-3607		234-3707	234-3723		
18° hi-port	134-3608		234-3708	234-3720		
18° hi-port with 3/8" holes, casting #10134363 and 64			234-3721	234-3722		
Bowtie with Brodix 12 - Weld-Tech, Dart II, WP Sportsman II, Brodix Track I			234-3703			
Dart-Buick			234-3709			
Oldsmobile 14°			234-3705			

Red part numbers indicate new items

Application	High Performance		Pro Series		Stainless	
	Hex	12-Point	12-Point	12-Pt. U/C	Hex	12-Point
CHEVROLET, SMALL BLOCK (CONTINUED)						
Pontiac Brodix aluminum heads, raised intake, -10x2 RI			234-3704			
Gen III LS Series small block (2003 & earlier) hex, two lengths	134-3609					
Gen III LS Series small block (2003 & earlier) hex, two lengths ARP2000			234-3601			
Gen III/IV LS Series small block (2004 & later - except LS9) w/ all same length hex bolts	134-3610					
Gen III/IV LS Series small block (2004 & later - except LS9) w/ all same length hex bolts ARP2000			234-3602			
Gen IV 6.2L (LS9) small block ARP2000			230-3701			
LSA, hex ARP2000			234-3603			
Gen V 6.2L (LT1/LT4) small block ARP2000 (without M8 corner bolts)			234-3710			
Gen V 6.2L (LT1/LT4) small block ARP2000 (with M8 corner bolts included)			234-3711			
World - Motown LS iron block w/ LS Series heads	134-3611					
CHEVROLET, BIG BLOCK						
348, 409, Cast iron OEM	135-3602					
396-402-427-454 Cast iron OEM	135-3601	135-3701	235-3701		435-3601	435-3701
396-402-427-454 Cast iron OEM (black oxide inner rows, stainless steel outer rows)	135-3604	135-3704				
Mark IV with Late Bowtie aluminum, Iron Dart, Pro-1, Pro Top Line & World Products iron heads	135-3603	135-3703	235-3703			
Mark IV block with Brodix-2, -4, Canfield aluminum & World Products aluminum heads	135-3606	135-3702	235-3702			
Mark IV block with Edelbrock heads 60409, 60429, 60459, 60479, 60499, 60559	135-3610	135-3710				
Mark IV or Mark V block with Brodix aluminum heads	135-3609	135-3709	235-3709			
Mark IV or Mark V block with Edelbrock heads 77609, 77659, 7760, 7765	135-3611	135-3711		235-3711		
Mark IV or Mark V block with AFR Casting # 315/335/357			135-3712			
Mark V with 502 heads		135-3706	235-3706			
Mark V or Mark VI block with late Bowtie, Dart aluminum, AFR & World Products heads	135-3607	135-3707	235-3707			
Dart aluminum head exhaust bolts only, (8 pieces)	135-3605	135-3705	235-3708			
Pontiac Pro Stock aluminum head, Brodix			235-3704			
Pontiac Pro Stock aluminum head, Dart Big Chief			235-3705			
CHEVROLET, 6-CYLINDER						
90° V6			233-3701			
90° V6 with 18° standard port	133-3607		233-3707			
90° V6 with 18° hi-port			233-3708			
90° V6 hi-port 3/8" holes			233-3721			
CHRYSLER, SMALL BLOCK						
273-318-340-360 Wedge	144-3602					
318-340-360 Wedge with W-2, W-2 Econo heads or Edelbrock RPM heads	144-3601					
318-340-360 Wedge with W-5, W-7 heads	144-3604					
318-340-360 Wedge with RHS Pro Action 360 X heads	144-3606					
318-360 Magnum with factory heads or Edelbrock Magnum heads	144-3605					
5.7L, 6.1L & 6.4L Gen III Hemi			147-3901			
CHRYSLER, BIG BLOCK						
383-400-413-426-440 Wedge with factory heads or Edelbrock RPM heads 60919/929/149/189	145-3606	145-3706		245-3706	445-3606	445-3706
383-400-413-426-440 Wedge with Edelbrock Victor heads 77919, 77929	145-3609					
383-400-413-426-440 Wedge with Indy 440 heads	145-3607					
426 factory Hemi & Mopar 426-472-528 Hemi Crate Motor with factory heads or Edelbrock Hemi Victor Jr. Heads - 7/16"			145-3901			
CHRYSLER, 4-CYLINDER						
2.2L & 2.5L M11 ARP2000			241-3701			
FORD, SMALL BLOCK						
289-302 with factory heads or Edelbrock heads 60259, 60379	154-3601	154-3701			454-3601	454-3701
302 Boss	154-3602	154-3702	254-3702		454-3602	454-3702
302 with 351 Windsor heads 1/2"-7/16" insert washer with 7/16" bolts	154-3605	154-3705			454-3605	454-3705
302 with 351 Windsor heads 1/2"-7/16" stepped bolt			254-3708			
351 Cleveland & 351-400M	154-3604		254-3704			

Application	High Performance		Pro Series		Stainless	
	Hex	12-Point	12-Point	12-Pt. U/C	Hex	12-Point
FORD, SMALL BLOCK (CONTINUED)						
351 Cleveland SVO, iron block			254-3701			
351 Windsor with factory heads or Edelbrock heads 60259, 60379	154-3603					
351 Windsor with World Products Windsor JR/SR or Man O'War 18° heads	154-3607					
351 SVO, Yates design			254-3709			
351 SVO, Yates 1994 design			254-3710			
351R block with C3/C3L heads			254-3711			
FORD, BIG BLOCK						
390-428 FE series with factory heads or Edelbrock heads 60069, 60079	155-3601					
390-428 FE series with Blue Thunder heads	155-3604					
427 SOHC	155-3602					
429-460 cid			255-3701			
429-460 cid with Edelbrock heads 60669, 60079, 61669, 61649	155-3603					
4.5L SVO inline valve V6			253-3702			
HARLEY DAVIDSON MOTORCYCLE						
'48-'84 All pan heads & shovel heads					460-3601	
'57-early '73 XL's					460-3602	
HOLDEN						
308 cid with 12 bolt (early) carbureted 7/16"	205-3601			205-3701		
JEEP						
3.8L & 4.2L (232 & 258 cid) inline 6 - 7/16" (all same length)	146-3602					
3.8L & 4.2L (232 & 258 cid) inline 6 with 4.0L head - 7/16" (two lengths)	146-3603					
4.0L (242 cid) inline 6 - 1/2" (two lengths)	146-3601					
MITSUBISHI						
2.0L (4G63) DOHC (1994 & later) M11				207-3900		
OLDSMOBILE						
350-455 cid with factory heads or Edelbrock heads 60519, 60529 (1976 & earlier) 7/16"	180-3600	180-3700	280-3700		480-3600	480-3700
307-350-403-455 cid (1977 & later) 1/2"	180-3601					
PONTIAC						
326-347-370-389-421 cid with D port heads (1964 & earlier)	190-3608					
326-389-421 cid with D port heads (1965-66 only)	190-3602					
350-400-428-455 cid with D port heads (1967 & later)	190-3607					
400 Ram Air II/IV & 455 HO, Ram Air II, Super Duty with Round port heads (1968-74)	190-3601					
400-455 cid with Edelbrock Performer & RPM heads 60579, 60599 (mfg. before 3/15/02) (#8556)	190-3604					
400-455 cid with Edelbrock Performer & RPM heads 60579, 60599 (mfg. after 3/15/02) (#8549)	190-3605					
400-455 cid with Edelbrock Performer D port heads 61579, 61599 (#8561)	190-3609					
TOYOTA						
1.3L (4EFE/FTE) & 1.5L (5EFE/FHE) DOHC ARP2000			203-3801			
3.0L (7MGE/GTE) inline 6 (1981-92) Supra			203-3902			
VOLKSWAGEN/AUDI						
1.8L DOHC 20V Turbo M10/ARP2000 (without installation tool)			204-3901			
1.8L DOHC 20V Turbo M10/ARP2000 (with installation tool)			204-3902			

Red part numbers indicate new items



Fuller Moto uses catalog and custom ARP fasteners.



Detroit Speed's Optima Challenge-winning Camaro.

800-826-3045



Find New Kits

MAIN STUD KITS

STUDS vs. BOLTS

ARP recommends the use of main studs over bolts whenever possible for several key reasons. First is the ability to obtain more accurate torque readings because studs don't "twist" into the block. All clamping forces are on one axis. By the same token, there is less force exerted on the block threads, which contributes to improved block life (very critical on aluminum blocks). Finally, there are factors of easier engine assembly and proper alignment of caps every time.



There are many important reasons to use ARP main stud kits, including the elimination of main cap walk and fretting, as well as protecting the threads in your engine block. All kits come complete with hardened parallel-ground washers and high quality nuts. Some applications have provisions for mounting windage trays and have specially designed standoff studs with serrated lock nuts to position the windage tray and lock it securely in place. The studs are manufactured from 8740 chrome moly steel, heat-treated in-house to 200,000 psi tensile strength, and precision J-form threads rolled after heat-treat to create a fastener that has threads 2000% stronger than others.

TECH TIPS: MAIN STUD INSTALLATION

There are a number of important considerations when installing ARP main studs. First and foremost is making sure the block and studs are as clean as possible. Foreign matter and debris can easily affect the quality of thread engagement and cause erroneous torque readings. Do not re-cut threads in the block – use the special "chaser" taps as listed on page 103 of this catalog. This will preserve the integrity of the threads and provide better engagement. Calibrate your torque wrench – even new wrenches have been known to be off by as much as 10 foot pounds! Use consistent tightening techniques.



1. Clean and chase appropriate threads in block to ensure proper thread engagement and accurate torque readings.



2. All hardware (and caps) should be cleaned and inspected prior to installation, looking for any shipping damage or defects.



3. Screw studs into block, finger tight ONLY. For permanent installation, apply Loc-tite (or similar adhesive) sparingly to threads. Be sure and install the caps promptly before the cement sets to prevent misalignment of studs in block.



4. Install main caps, checking for binding and misalignment. Lubricate threads, nuts and washers with ARP Ultra-Torque fastener assembly lubricant before installation. Have the block align honed.



5. Following the engine manufacturer's torque sequence, tighten the nuts to the recommended torque value found on the instruction sheet provided with each kit.

Application	2-Bolt	4-Bolt
AUDI		
5-cylinder	204-5404	
BMC/TRIUMPH		
A Series	206-5401	
B Series (3 cap main)	206-5402	
B Series (3 cap main)	206-5402	

Application	2-Bolt	4-Bolt
BMC/TRIUMPH (CONTINUED)		
B Series (5 cap main)	206-5403	
2.0L SOHC TR7	206-5404	
Austin Healey 6-cylinder	206-5405	
BMW		
1.5L-2.0L (M10) & 2.3L (S14) 4-cylinder	201-5001	

Application	2-Bolt	4-Bolt
BMW (CONTINUED)		
1.6L (N12/N14/N16/N18) Mini (2008-15 Peugeot engine)	201-5401	
2.5L (M50), 2.8L (M52), 3.0L (S50US) & 3.2L (S52US) inline 6	201-5000	
3.2L (S54) inline 6	201-5002	
BUICK		
V6 Stage I & II	123-5401	
V6 Stage II without windage tray		222-5602
V6 Stage II with splayed cap bolts		322-5802
215 cid aluminum V8	124-5401	
350 cid	124-5402	
401 cid (nail head)	124-5404	
400-430-455 cid (hex)	125-5401	
400-430-455 cid (12 pt nuts)	125-5402	
CADILLAC		
472-500 cid	135-5507	
CHEVROLET, SMALL BLOCK		
400 cid with windage tray		234-5606
400 cid with windage tray & splayed cap bolts		234-5605
400 cid with windage tray & 3.0" outer studs		234-5607
Large journal (hex)	134-5401	134-5601
Large journal (12 pt nuts)	134-5403	
Large journal with aftermarket (4-6 bolt) windage tray 3.25-3.48" stroke	234-5501	234-5601
Large journal with aftermarket (4-6 bolt) windage tray 3.50-4.00" stroke		234-5610
Large journal with splayed cap bolts		234-5602
Large journal with straps (F & R caps)	234-5503	234-5603
Large journal with straps & splayed cap bolts		234-5604
LT-1/LT-4 with factory windage tray (1992-97)	134-5502	
Small journal	134-5402	
Small journal with aftermarket windage tray	134-5501	
SB2 (including 4-bolt F & R caps) w/o windage tray		134-5602
SBC Rocket block		184-5403
Dart Little M with splayed cap bolts		234-5801
Dart Little M with splayed cap outer studs		134-5801
Dart Little M w/ iron main caps & splayed cap bolts		234-5609
Dart SHP iron block		134-5605
World - Motown iron block w/ outer bolts (for #2, 3 & 4)		134-5603
World - Motown alum block w/ outer bolts (for #2, 3 & 4)		134-5604
CHEVROLET, SMALL BLOCK - LS SERIES		
Gen III/LS Series small block & GMPP LSX block		234-5608
Dart LS Next iron block		134-5901
World Prod. - Warhawk LS alum block		134-5802
CHEVROLET, SMALL BLOCK - LT SERIES		
6.2L Gen V (LT1/LT4) 2013 & later (side bolts included)		234-5802
CHEVROLET, BIG BLOCK		
396-402-427-454 cid	135-5402	135-5601
396-402-427-454 cid with windage tray	235-5502	235-5701
8.1L (496 cid) Vortec		135-5901
Mark IV Aluminum block		135-5603
Mark IV Bowtie with windage tray		235-5702

Application	2-Bolt	4-Bolt
CHEVROLET, BIG BLOCK (CONTINUED)		
Mark V & VI 502		135-5606
Mark V & VI 502 with windage tray		235-5606
Mark V & VI Bowtie block w/ splayed cap outer studs		235-5602
Dart Big M with splayed cap bolts		235-5601
Dart Big M with splayed cap outer studs		235-5603
World - Merlin II & III blocks w/ outer bolts (for #2, 3 & 4)		135-5801
World - Merlin X alum block w/ outer bolts (for #2, 3 & 4)		135-5607
CHEVROLET, 6-CYLINDER		
235-261 cid inline 6 (1954-62)	132-5402	
194-230-250-292 cid inline 6 (1963 & later)	132-5401	
90° V6		233-5602
90° V6 with windage tray		233-5702
90° V6 with splayed cap bolts		233-5601
CHRYSLER		
2.0L SOHC/DOHC 4-cyl Neon (block # 4667642)	141-5801	
2.2L & 2.5L 4-cylinder M11	141-5401	
170-198-225 cid Slant Six	142-5401	
318-440 Wedge (hex)	140-5401	
318-440 Wedge (12 pt nuts)	140-5402	
318-340-360 Wedge with windage tray	240-5501	
5.7L, 6.1L & 6.4L Hemi with cross bolts	244-5400	
354-392 Hemi	145-5404	
426 factory Hemi	145-5601	145-5602
KB 426 Hemi	245-5602	
World - Hemi/ RB Wedge block		145-5603
DIESEL		
Chevy Duramax 6.6L (LB7/LLY) (2005 & earlier)	230-5401	
Chevy Duramax 6.6L (LBZ/LMM) (2006 & later)	230-5402	
Dodge/Cummins 3.9L 4BT	247-5404	
Dodge/Cummins 5.9L 12V (1997 & earlier)	247-5402	
Dodge/Cummins 5.9L 12V & 24V (late '97-'06) 2-bolt	247-5401	
Dodge/Cummins 5.9L 24V (2004 & later) w/ factory block stiffener plate, 0.600" counter bore	247-5403	
Dodge/Cummins 6.7L (2007 & later) w/ factory girdle	247-5405	
Ford 6.0L Powerstroke		150-5801
Ford 6.4L Powerstroke		150-5802
Ford 6.7L Powerstroke ARP2000		250-5802
Ford 7.3L Powerstroke (1993-03)		250-5801
Oldsmobile 5.7L (350 cid)	184-5402	
Nissan 2.5L (YD25) 4-cylinder diesel	202-5803	
FORD, SMALL BLOCK		
289-302 cid	154-5401	
289-302 cid with windage tray	254-5501	
289-302 cid with girdle (10 studs 1/2" longer)	154-5408	
289-302 cid with girdle (7 studs 1/2" longer)	154-5410	
302 cid with dual or rear sump oil pan*	154-5407	
302 SVO		154-5605
302 "R" block (1/2" dia. studs)		254-5601
302 Dart Iron Eagle		154-5608

* includes stud to mount oil pickup tube

Red part numbers indicate new items

Application	2-Bolt	4-Bolt
FORD, SMALL BLOCK (CONTINUED)		
302 Dart SHP		154-5612
Boss 302 with windage tray		154-5602
M6010 Boss 302 with dual or rear sump oil pan*		154-5610
M6010 Boss 302 with front sump oil pan		154-5611
351 Cleveland	154-5404	154-5604
351 Windsor	154-5403	154-5606
351 Windsor with windage tray	154-5503	
351 Windsor with dual or rear sump oil pan*	154-5409	
351 SVO with outer studs (for mains No# 2,3,4)		154-5603
351 SVO with outer bolts (for mains No# 1,2,3,4,5)		354-5604
351 "R" block		354-5605
351 Dart Iron Eagle		154-5607
351 Dart SHP		154-5613
Ford Australian 7/16"	154-5405	
Ford Australian 1/2"	154-5406	
World - Manowar iron & alum blocks w/ outer bolts		154-5609
FORD, BIG BLOCK		
390-428 cid FE series (hex nuts, 10 studs) modification to #5 cap required	155-5401	
390-428 cid FE series (12 pt nuts, 10 studs) modification to #5 cap required	155-5421	
390-428 cid FE series (12 pt nuts, 8 studs & 2 bolts for #5 cap) - no modifications required	155-5404	
429-460 cid	155-5402	155-5501
429-460 cid with Ford Motorsports windage tray	255-5502	255-5702
FORD, COYOTE (side bolts included)		
5.0L		156-5803
FORD, MODULAR (side bolts sold separately)		
4.6L & 5.4L 2V/3V/4V without windage tray	156-5401	156-5802
4.6L & 5.4L 3V with windage tray		156-5901
4.6L 4V with windage tray		256-5701
4.6L supercharged Cobra w/ windage tray (2003-04)	156-5403	
Boss 5.0L (block# M-6010-BOSS50)	156-5404	
Boss 5.0L - Side bolts (block# M-6010-BOSS50)	156-5203	
Side bolts - Early aluminum block M8		156-5001
Side bolts - Early cast iron block M8	156-5201	
Side bolts - Late aluminum block & 5.0L Coyote M9		156-5002
Side bolts - Late cast iron block M9 (except Boss 5.0L)	156-5202	
FORD, 4, 5 AND 6-CYLINDER		
1600cc Escort	151-5403	

Application	2-Bolt	4-Bolt
2.0L Zetec (1997 and earlier)	151-5406	
2.0L Zetec (1998 and later)	151-5404	
2.3L Duratec (2003 & later)	151-5405	
2.3L Ecoboost	151-5407	
2000cc Pinto	151-5401	
2300cc Pinto	151-5402	
2.5L (B5254) DOHC 5-cyl (2005 & later) ARP2000		251-5801
2.7L Ecoboost	153-5402	
240-300 cid inline 6	152-5401	
4.0L XR6 inline 6	152-5402	
4.5L SVO inline valve V6	253-5401	
HOLDEN		
308 cid	205-5401	
HONDA/ACURA		
CBR 1000RR motorcycle	208-5405	
1.5L (L15)	108-5401	
1.6L (B16A) (12 pt nuts)	208-5402	
1.8L (B18C1) Acura	208-5403	
1.8L (B18A1/B1) Acura	208-5404	
2.2L (H22A) & 2.3L (H23A) (12 pt nuts)	208-5401	
HYUNDAI		
2.0L (G4KF) ARP2000	228-5401	
JEEP		
4.0L Inline 6 without factory main girdle	146-5401	
LANCIA		
2.0L 16V Delta Integrale	175-5401	
MAZDA		
1.6L (B6) & 1.8L (BP) DOHC Miata (12 pt nuts)	218-5401	
2.3L DOHC 16V (2003 & later)	218-5402	
MITSUBISHI		
2.0L (4B11) DOHC (2008 & later)		207-5403
2.0L (4G63) DOHC (2007 & earlier)	207-5401	
2.6L (G54B)	207-5402	
3.0L (6G72) V6 (1993 & later)		207-5801
NISSAN/DATSUN		
L20 Series 4-cylinder	202-5401	
L24, L26 & L28 Series 6-cylinder	202-5406	
2.0L (SR20DE/DET)	202-5402	

Red part numbers indicate new items



Richard Childress Racing has been an ARP partner for many years.



Erica Enders has been winning with ARP since she was a teenager.

Application	2-Bolt	4-Bolt
NISSAN/DATSUN (CONTINUED)		
2.4L (KA24DE/KA24E)	102-5401	
2.5L (YD25) 4-cylinder diesel	202-5803	
2.5L (RB25DET) & 2.6L (RB26DETT) inline 6 ARP2000	202-5403	
3.0L (VG30DE/DETT) DOHC V6	102-5402	
3.5L (VQ35) DOHC V6		202-5801
3.8L (VR38DETT) DOHC V6 ARP2000		202-5802
OLDSMOBILE		
2.4L Quad 4	281-5401	
350-403 cid	184-5401	
Oldsmobile 5.7L (350 cid)	184-5402	
455 cid	185-5401	
DRCE-iron block	285-5801	
POLARIS		
RZR 1000	188-5401	
PONTIAC		
Super Duty 4 cylinder - cast block	291-5801	
Super Duty 4 cylinder - mag block	291-5802	
3800 V6 supercharged (1999 & later) (hex)	193-5401	
3800 V6 supercharged (1999 & later) (12 pt nuts)	193-5402	
400-455 cid	194-5401	194-5601
RENAULT		
2.0L (F4R) DOHC	216-5401	
ROVER		
4.0L & 4.6L V8 with side bolts	157-5401	
SATURN		
1.9L DOHC (1991-99)	165-5402	
1.9L SOHC (1999-02)	165-5401	
SEA-DOO		
Rotax RXP-X255	168-5501	
SUZUKI		
GSX 1300R Hayabusa	271-5401	
1.6L (M16A) DOHC ARP2000		271-5201
TOYOTA		
1.5L (1NZFE) DOHC ARP2000	203-5408	
1.6L (4AGE) 16V/20V DOHC	203-5403	
1.8L (2ZZGE) DOHC	203-5407	
2.0L (3SFE) & 2.0L (3SGTE) DOHC	203-5404	

Red part numbers indicate new items



Tech 9 wins with ARP Porsche specialty fasteners.

Application	2-Bolt	4-Bolt
TOYOTA (CONTINUED)		
2.4L (2AZFE) DOHC ARP2000	203-5401	
2.4L (22R)	203-5406	
3.0L (7MGTE) Supra (1986-92) w/ bolts for #3 cap	203-5402	
3.0L (2JZGE/GTE) Supra (1993-98)	203-5405	
VAUXHALL/OPEL		
2.0L 16 valve	209-5401	
2.5L V6	209-5402	
VOLKSWAGEN/AUDI		
Audi 5-cylinder (except 3B & AAN engines)	204-5404	
1.6L & 2.0L Rabbit, Golf & Jetta	204-5402	
2.0L (FSI/TFSI) DOHC ARP2000	204-5408	
2.7L (Bi-Turbo) DOHC V6 ARP2000 (side bolts included)		204-5801
2.8L & 2.9L VR6	204-5403	
VOLVO		
2.5L (B5254) DOHC 5-cyl (2000 & later) ARP2000		219-5801
2.5L (B5254) DOHC 5-cyl (1999 & earlier) ARP2000		219-5802



Daigo Saito runs a Nissan VR38DETT with Custom Age 625+ rod bolts and head studs with ARP2000 main studs.



The STI.bg Team won in the Bulgarian Rally Championship with ARP.

ENGINE CASE KITS

Application	Part No.
CASE HALVES STUD KIT	
Porsche 911-930 Turbo	504-9501
CRANKCASE THRU-BOLT KIT	
Porsche 911-930 Turbo, 2.0L-2.7L air cooled engines	204-5407
Porsche 911-930 Turbo, 3.0L-3.3L air cooled engines	204-5405
Porsche 911-930 Turbo, 3.6L & 3.8L air cooled engines	204-5406
Subaru 2.0L (FA20) DOHC	260-5001
Subaru 2.0L, 2.2L & 2.5L SOHC/DOHC EJ Series	260-5401
Toyota 2.0L (4UGSE)	203-5002

800-826-3045

ARP
automotive Racing products

Find New Kits

MAIN BOLTS

Far superior to any other main bolts available for use in competition engines, ARP main bolts are designed to meet the exacting standards and demands of professional engine builders. Forged from 8740 chrome moly steel, all ARP main bolts feature a reduced wrenching head, large underhead radius and rolled threads for the utmost in reliability. The threads are rolled after heat-treating which gives them about 2000% better fatigue strength than most main bolts that are threaded prior to heat-treating. The popular **High Performance Series** is rated at 180,000 psi, and is a premium replacement for OEM fasteners. **Pro Series** main bolts are application-specific, rated at 200,000 psi, and designed for use in competition engines. Hardened parallel-ground washers are included with each kit.



MAIN & HEAD BOLT INSTALLATION



1. Clean and chase all block threads to ensure maximum thread engagement and accurate torque readings.



2. Clean and inspect all hardware prior to installation, looking for shipping damages and defects.



3. Install the main caps or head gasket and head, checking for improper fit, binding or misalignment. Make sure all mating surfaces are fully seated. Install the washers on the bolts with the chamfered side of the washer located towards the head of each bolt. Lubricate the washers and the underhead of the bolts with ARP Ultra-Torque fastener assembly lubricant.



4. Seal all threads extending into a water jacket with ARP thread sealer. Lubricate all threads on dry deck and/or main cap applications with ARP Ultra-Torque fastener assembly lubricant.



5. Following the engine manufacturer's torque sequence, tighten the bolts to the recommended torque value found on the instructions provided with each kit.

SPECIAL NOTE: All wet deck head bolt applications will require some type of sealant on the bolt threads to prevent coolant leakage. Always check each application (import and domestic) prior to installation to determine whether your application has a "wet deck" or "dry deck" cylinder block.

Application	High Performance		Pro Series	
	2-Bolt Main	4-Bolt Main	2-Bolt Main	4-Bolt Main
BMW				
S1000RR Motorcycle ARP2000 - Crankcase main bolt kit (29 pcs. with sealing washers)			201-5201	
BUICK				
V6 Stage I		123-5201		
V6 stage II		123-5202		
455 cid	125-5201			
CHEVROLET, SMALL BLOCK				
Large journal - hex nut	134-5001	134-5202		
Large journal - 12 pt nut				234-5201
Large journal - with 1/2" straps on front & rear caps				234-5203
Small journal	134-5002			
Dart - SHP iron block		134-5204		
World - Motown iron block	134-5203			
CHEVROLET, BIG BLOCK				
396-402-427-454 cid	135-5002	135-5201		

Application	High Performance		Pro Series	
	2-Bolt Main	4-Bolt Main	2-Bolt Main	4-Bolt Main
CHEVROLET, BIG BLOCK (CONTINUED)				
World - Merlin II & III iron blocks		135-5202		
CHEVROLET, 6-CYLINDER				
90° V6				233-5201
90° V6 with 1/2" straps on front & rear caps				233-5203
CHRYSLER				
273-440 Wedge			140-5002	
273-440 Wedge			140-5003	
426 Hemi with cross bolts	145-5201			
FORD, SMALL BLOCK				
289-302 cid - front or rear sump - oil pickup standoff bolt included	154-5001	154-5201		
302 Dart SHP		154-5205		
351 Windsor - front or rear sump - oil pickup standoff bolt included	154-5003	154-5203		
351 Cleveland & 351-400M - front or rear sump - oil pickup standoff bolt included	154-5004	154-5204		
351 Dart SHP		154-5206		
SVO 351 cid with 3/8" outer bolts				254-5202
SVO 351 cid with 7/16" outer bolts				254-5203
FORD, BIG BLOCK				
390-428 cid FE Series, 12-pt			155-5201	
429-460 cid	155-5202			
FORD, 6-CYLINDER				
4.5L SVO inline valve V6				253-5201
HOLDEN				
308 cid	205-5001			
JEEP				
4.0L inline 6 without factory main girdle	146-5001			
MGB				
3 cap main			206-5001	
5 cap main			206-5002	
MITSUBISHI				
2.0L (4B11) DOHC (2008 & later) ARP2000				207-5201
OLDSMOBILE				
350-403 cid	184-5001			
350 cid diesel	184-5002			
455 cid	185-5001			
PORSCHE				
3.4L Non-Turbo water cooled engine - 911 (996)			204-5001	
ROVER				
4.0L & 4.6L with cross bolts	157-5001			
SUBARU				
2.0L (FA20) DOHC - Crankcase thru bolt kit			260-5001	
2.0L, 2.2L & 2.5L SOHC/DOHC EJ Series - Crankcase thru bolt kit			260-5401	
TOYOTA				
1.6L (4AGE) 16V/20V DOHC			203-5001	
2.0L (4UGSE) - Crankcase thru bolt kit			203-5002	

Red part numbers indicate new items



GenRight uses ARP in their Ultra4 racecar.



1955 Chevy from Roger Ferris showcases ARP fasteners.



ROCKER ARM STUD KITS

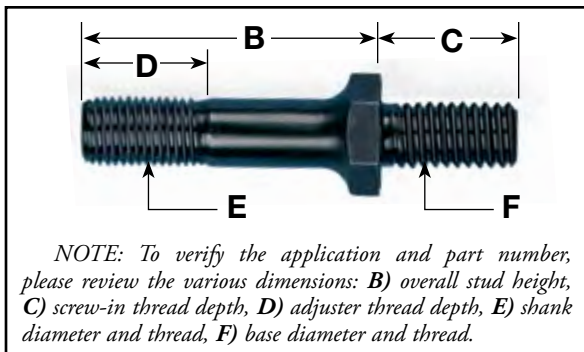
If you have ever installed a rocker stud into a cylinder head and watched it wobble as it screwed in – you knew from the beginning that the rocker geometry was going to be inconsistent all over the place. ARP rocker studs are concentric within .005 T.I.R. thread pitch to thread pitch. They run-in straight and true. Lengths are exact – designed to provide positive seating every time. An extra-large radius base offers greater resistance to flex. Available in both High Performance and Pro Series models. NOTE: Not to be used with OEM-style, self-locking nuts. To be used with ARP's patented Perma-Loc™ adjusters (see next page).

HIGH PERFORMANCE SERIES

Made of 8740 chrome moly forgings and heat-treated to 180,000 psi. Excellent for E.T. Bracket Racing, limited rule oval track competition and street use. Tip ground flush for optimum adjuster seating.

PRO SERIES

Designed for competition applications, ARP's Pro Series rocker arm studs are made of premium grade 8740 chrome moly steel and heat-treated to a tensile strength of 200,000 psi.



Application	B	C	D	E	F	High Perf.	High Perf. (2 PC-Pack)	Pro Series
3/8" typical small block application ②	1.750	0.700	0.800	3/8-24	7/16-14	134-7101	134-7121	234-7201
3/8" with roller rockers ③	1.895	0.710	1.000	3/8-24	7/16-14	134-7104	134-7124	
7/16" typical small block application	1.770	0.700	0.670	7/16-20	7/16-14	134-7103	134-7123	234-7202
Aluminum heads, intake studs only, 8 pieces ①	2.000	0.820	0.700	7/16-20	7/16-14			235-7204
Dart aluminum, 16 pieces ①	2.000	1.3, 0.820	0.700	7/16-20	7/16-14			235-7205
Aluminum heads, exhaust studs only, 8 pcs. ①	2.000	1.650	0.700	7/16-20	7/16-14			235-7203
Mark V	1.900	0.750	0.750	7/16-20	3/8-16	135-7102	135-7122	
With roller rockers and stud girdle ①	2.100	0.750	0.800	7/16-20	7/16-14			334-7203
With roller rockers and stud girdle ①	2.000	0.750	0.800	7/16-20	7/16-14			334-7204
With roller rockers and stud girdle ①	2.100	0.850	0.800	7/16-20	7/16-14			334-7202
With roller rockers and stud girdle	1.900	0.860	0.830	7/16-20	7/16-14			234-7205
With roller rockers and stud girdle ③	1.900	0.660	0.830	7/16-20	7/16-14			334-7201
7/16" typical small block application ④	1.900	0.750	0.850	7/16-20	7/16-14			200-7202
7/16" typical big block application ①	1.750	0.800	0.850	7/16-20	7/16-14	135-7101	135-7121	235-7201
With roller rockers and stud girdle	1.900	0.850	0.850	7/16-20	7/16-14			234-7206
Chevrolet big block (aluminum heads)	2.350	0.850	0.850	7/16-20	7/16-14	135-7202	135-7222	
With roller rockers and girdles	1.900	0.750	1.000	7/16-20	7/16-14	100-7101	100-7121	200-7201
Typical Ford small block ⑤	1.900	0.750	1.000	7/16-20	7/16-14	100-7101	100-7121	200-7201
Dart aluminum heads, 16 pieces	2.000	1.3, 0.820	1.000	7/16-20	7/16-14			235-7202
Aluminum heads, exhaust studs only, 8 pieces	2.000	1.650	1.000	7/16-20	7/16-14			235-7206
Aluminum heads, intake, 8 pieces	2.000	0.820	1.000	7/16-20	7/16-14			235-7207
7/16" with 1/2" coarse, Pontiac (1964 & later)	2.000	1.025	1.050	7/16-20	1/2-13			290-7201
SVO 351 cid, with roller rockers and girdle	2.700	0.850	1.300	7/16-20	7/16-14			354-7204
SVO 351 cid, with roller rockers and girdle	2.800	0.800	1.500	7/16-20	7/16-14			354-7203
SVO 351 cid, with roller rockers and girdle	3.000	0.660	1.930	7/16-20	7/16-14			354-7202
SVO 351 cid, with roller rockers and girdle ①	3.000	0.950	1.750	7/16-20	7/16-14			254-7201
Chevrolet late model Vortec	1.750	0.600	0.850	3/8-24	M8 x 1.25	134-7201	134-7221	
GM 4.3L Vortec V6	1.595	0.800	0.580	3/8-24	M10 x 1.50	100-7201	100-7221	
Chevrolet big block 496 cid (8100 series)	1.750	0.750	0.600	7/16-20	M10 x 1.50	135-7201	135-7221	
SBC GEN III/IV LS Series (non adjustable)	1.460	1.100	0.500	5/16-24	M8 x 1.25			234-7207
SBC GEN V 6.2L (LT1/LT4)	1.000	1.100	0.500	5/16-24	M8 x 1.25			234-7208
Chrysler 318-360 Magnum (non adjustable)	1.425	0.625	0.600	5/16-24	5/16-18			144-7201

- ① These parts have a shank portion under hex to locate guide plate.
- ② Fits most stock SB Chevy with 3/8 screw-in studs
- ③ Fits most stock SB Chevy with 7/16 screw-in studs
- ④ Fits most stock BB Chevy with 7/16 screw-in studs
- ⑤ Fits most SB Ford with 7/16 screw-in studs
- ⑥ Fits most SB Ford with 3/8 screw-in studs

Red part numbers indicate new items

IMPORTANT TECH NOTE
It is highly advisable to determine what the optimum rocker arm stud length is for your particular application. This is especially true when "long" push-rods and valves are employed - you should raise the "installed height" of the rocker arm to compensate for the longer - than - stock components.

Find New Kits



ARP HAS THE MISSING LINK IN VALVE TRAIN RELIABILITY... A ROCKER ARM ADJUSTER THAT WON'T LOOSEN!



- **Exclusive 12-point head**
- **Patented design**
- **Heat-treated premium grade A 8740 chrome moly steel**
- **190,000 psi tensile strength**
- **Precision machined threads**
- **Locking set screw ground flush with rocker arm stud**
- **Doesn't require special tools**

PERMA-LOC™


PERMA-LOC™ SPECIAL FEATURES:

12-point head with special shouldered "stop" to hold wrench. Eliminates need for special adjusting tools.

Forged in-house from 8740 alloy chrome moly steel and heat-treated throughout (not simply case hardened, as others are).

Bottom flush-ground perpendicular to threads.

CUT-AWAY VIEW



Patent #5,323,741

Threads are precision CNC-machined exactly perpendicular to the bottom of adjuster to ensure an optimum seat and even pressure.

Set screw has flush-machined tip for optimum contact and seating on stud.

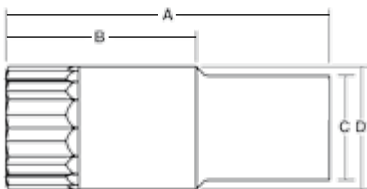
Threads machined for maximum engagement.

One of the more aggravating things found in many high performance engines is constantly having to re-adjust rocker arms. Until ARP introduced the patented Perma-Loc adjuster, there wasn't a "poly lock" on the market that you didn't have to continually tighten.

There are several important reasons why ARP's exclusive Perma-Loc rocker arm adjusters won't loosen like others. First, the adjuster body is heat-treated all the way through (not just case hardened). This eliminates the thread "movement" common to others. Secondly, the threads are machined exactly perpendicular to the bottom of the adjuster, so it seats evenly and applies pressure on a full 360° circle. Lastly, the set screw is machined flush on the bottom (not pointed) so it will have optimum contact on the rocker arm stud.

You'll find ARP Perma-Loc's easy to use, too. The compact 12-point head is designed to hold your wrench in position while you lock the set screw with an Allen wrench.

All in all, they're the best you can buy!



Because there are many different style rocker arms made by each manufacturer, we suggest that you verify the physical dimensions and thread requirements prior to ordering. If you have any questions, call ARP's tech staff toll-free for details.

Application	Length (A)	Thread Size	Body Dia (D)	16pc-Pack
Stamped steel rocker	1.200	3/8-24	0.620	300-8241
Stamped steel rocker	1.200	7/16-20	0.640	300-8242
Aluminum rocker	1.200	3/8-24	0.550	300-8243
Aluminum rocker	1.200	3/8-24	0.600	300-8244
Aluminum rocker	1.200	7/16-20	0.550	300-8245
Aluminum rocker	1.200	7/16-20	0.600	300-8246

Application	Length (A)	Thread Size	Body Length (B)	Shank Size (C)	Body Dia (D)	16pc Pack
Stud girdle	2.050	7/16-20	1.200	0.600	0.750	300-8247
Stud girdle	2.615	7/16-20	1.485	0.600	0.750	300-8248
Big block with girdle	2.050/2.615	7/16-20	1.200/1.485	0.600	0.750	300-8249

800-826-3045



Find New Kits



VALVE COVER BOLTS & STUDS

To ensure proper sealing of valve covers, ARP manufactures a variety of special application-specific bolt and stud kits. Many professional engine builders prefer to use studs because of their ability to properly position the gasket and guide the cover into position. ARP offers studs and bolts in a choice of chrome moly steel with a black oxide finish or stainless steel. You have a choice between conventional hex head bolts and nuts or compact, 12-point designs. The nuts feature a wide base for better load distribution and sealing, while the compact head is easily accessed. Stud kits come complete with nuts and washers, while bolt kits are shipped with the required flat washers.



Application			STUD OAL	STUD KITS				BOLT KITS			
				Black Oxide		Stainless		Black Oxide		Stainless	
				Hex	12-Point	Hex	12-Point	Hex	12-Point	Hex	12-Point
NOTE: Studs have flanged lock nuts. Bolts have washers.	Qty.	Size	BOLT UHL								
CHRYSLER											
KB Hemi	20	1/4-20	2.450		245-7601						
5.7L & 6.1L Hemi	20	M6 x 1.0	30mm (1.181 in.)					140-7502	140-7501	440-7502	440-7501
HYUNDAI											
G4KF 2.0L	18	M6 x 1.0	45mm (1.772 in.)								428-7501
CAST ALUMINUM COVERS											
Bolt kit	8	1/4-20	0.812					100-7507	100-7503	400-7507	400-7503
Bolt kit	14	1/4-20	0.812					100-7504	100-7508	400-7508	400-7504
Chevy SB2 w/ nyloc nuts	16	1/4-20	1.800			434-7609					
Stud kit	8	1/4-20	1.500	200-7603	200-7613	400-7603	400-7613				
Stud kit	12	1/4-20	1.500	200-7610	200-7620	400-7606	400-7616				
Stud kit	14	1/4-20	1.500	200-7604	200-7614	400-7604	400-7614				
Stud kit	16	1/4-20	1.500	200-7605	200-7615	400-7605	400-7615				
Stud kit, Dart, Brodix, B&B	8	1/4-20	3.500	200-7606	200-7616						
Stud kit, Dart, Brodix, B&B	14	1/4-20	3.500	200-7607	200-7617						
Stud kit, Dart, Brodix, B&B	16	1/4-20	3.500	200-7608	200-7618						
Stud kit, BB Chevy	14	1/4-20	1.500/ 4.500		200-7619						
Bolt kit, Brodix head, SB	4	1/4-20	4.000					100-7511	100-7514	400-7511	400-7514
Bolt kit, Brodix head, SB	4	1/4-20	4.250					100-7512	100-7515	400-7512	400-7515
Bolt kit, Brodix head, SB	4	1/4-20	4.500					100-7513	100-7516	400-7513	400-7516
Bolt kit, Brodix head, BB	7	1/4-20	4.000					100-7517	100-7520	400-7523	400-7526
Bolt kit, Brodix head, BB	7	1/4-20	4.250					100-7518	100-7521	400-7524	400-7527
Bolt kit, Brodix head, BB	7	1/4-20	4.500					100-7519	100-7522	400-7525	400-7528
Chevy, Gen III/IV LS Series small block (.165 thick washer)	8	M6 x 1.0	2.755					100-7524	100-7523	400-7529	400-7530
Chevy GEN V 6.2L (LT1/LT4)	20	M6 x 1.0	30mm (1.181 in.)					134-7502	134-7501	434-7502	434-7501
Chevy Duramax 6.6L (LB7)	46	M6 x 1.0	20/30mm (.787/1.181 in.)					100-7532	100-7531	400-7532	400-7531
Chevy Duramax 6.6L (LLY/LBZ/LMM/LML)	52	M6 x 1.0	25/30/45mm (.984/1.181/1.772 in.)					100-7534	100-7533	400-7534	400-7533
Ford Racing M-6582-Z351	16	1/4-20	1.000/4.500					154-7503	154-7502	454-7503	454-7502
STAMPED STEEL COVERS											
350 Chevy, center bolted	8	1/4-20	3.250					100-7509	100-7510	400-7509	400-7510
Bolt kit	8	1/4-20	0.515					100-7505	100-7501	400-7505	400-7501
Bolt kit	14	1/4-20	0.515					100-7506	100-7502	400-7506	400-7502
Stud kit	8	1/4-20	1.170	200-7601	200-7611	400-7601	400-7611				
Stud kit	14	1/4-20	1.170	200-7602	200-7612	400-7602	400-7612				



HEADER BOLTS & STUDS

ARP manufactures a variety of premium grade bolt and stud kits to facilitate installation of exhaust headers including the popular stainless stud kit with 12-point nuts. The Stainless material is not affected by corrosion or extreme heat, making it ideal for the application. What's more, the compact 12-point nut lets you easily slip a socket close to the pipe. Each ARP accessory stud or bolt kit includes the specific number of parts for your application, plus premium-quality washers and hex or 12-point nuts, as required. Studs are manufactured with a unique nut-starter nose that helps prevent cross-threading. Studs and bolts come either black oxide chrome moly or Stainless. Both are nominally rated at **180,000 psi** tensile strength; substantially stronger than Grade 8 hardware. Specially drilled "NASCAR" models are available for those who wish to safety wire their header bolts to prevent loosening.

Special "NASCAR" model header bolts are available that are drilled for use of safety wire. Perfect for any racer who desires the ultimate in security. Available for small block and big block Chevrolet engines, plus many "universal" applications.



NOTE:

M8 & M10 stainless studs listed on page 60.

Application			STUD OAL	STUD KITS				BOLT KITS			
				Black Oxide		Stainless		Black Oxide		Stainless	
				Qty.	Size	BOLT UHL	Hex	12-Point	Hex	12-Point	Hex
BUICK											
3.8L V6	12	3/8	1.670	120-1412	120-1402	420-1412	420-1402				
350-455 cid	14	3/8	1.670	120-1411	120-1401	420-1411	420-1401				
350-455 cid	14	3/8	0.750					120-1101	120-1201	420-1101	420-1201
CHEVROLET, SMALL BLOCK											
3/8" dia. bolt, 3/8" wrench	12	3/8	0.750					100-1101	100-1201	400-1101	400-1201
3/8" dia. bolt, drilled, 3/8" wrench	12	3/8	0.750					100-1103	100-1203	400-1103	400-1203
3/8" dia. bolt, 3/8" wrench	12	3/8	0.875					100-1116	100-1216	400-1116	400-1216
3/8" dia. bolt, 3/8" wrench	12	3/8	1.000					100-1111	100-1211	400-1111	400-1211
3/8" dia. stud	14	3/8	1.670				400-1400				
3/8" dia. stud	12	3/8	1.670	100-1412	100-1402	400-1412	400-1402				
CHEVROLET, SMALL BLOCK - LS SERIES											
1/4" wide header flange	12	M8	0.984					134-1101	134-1201	434-1101	434-1201
3/8" wide header flange	12	M8	1.181					134-1102	134-1202	434-1102	434-1202
3/8" wide header flange - stud kit	12	M8	1.750				434-1301				
CHEVROLET, SMALL BLOCK - LT SERIES											
3/8" wide header flange - 6.2L (LT1/LT4)	10	M8	1.181					134-1104	134-1103	434-1104	434-1103
3/8" wide header flange - 6.2L (LT1/LT4)	10	M8	1.750				434-1401				
CHEVROLET, BIG BLOCK											
3/8" dia. bolt, 3/8" wrench	16	3/8	0.750					100-1102	100-1202	400-1102	400-1202
3/8" dia. bolt, 3/8" wrench	16	3/8	.875					100-1117	100-1217	400-1117	400-1217
3/8" dia. bolt, drilled, 3/8" wrench	16	3/8	0.875							400-1104	400-1204
3/8" dia. stud	16	3/8	1.670	100-1413	100-1403	400-1413	400-1403				
3/8" dia. bolt, 3/8" wrench	16	3/8	1.000					100-1112	100-1212	400-1112	400-1212
CHRYSLER											
5/16" dia. bolt	14	5/16	0.750					144-1102	144-1202	444-1102	444-1202
KB Hemi, stud w/prov for blower brackets, Mopar 340-360 cid	16	3/8	1.670/2.000	245-1311	245-1301	445-1311	445-1301				
Neon, Spt, PT Cruiser 2.4 turbo	10	M8	2.000				441-1302				
Neon, SOHC & DOHC	8	M8	2.000				441-1301				
5.7L & 6.1L Hemi V8	16	M8	1.181					140-1101	140-1201	440-1101	440-1201
FORD											
3/8" bolt	16	3/8	0.750					100-1102	100-1202	400-1102	400-1202
3/8" stud	16	3/8	1.670	100-1414	100-1404	400-1414	400-1404				

Red part numbers indicate new items

HEADER BOLTS & STUDS (CONT.)

Application <small>NOTE: Studs come with flanged lock nut. Bolts come with washers.</small>	STUD OAL		STUD KITS				BOLT KITS					
			Black Oxide		Stainless		Black Oxide		Stainless			
			Qty.	Size	BOLT UHL	Hex	12-Point	Hex	12-Point	Hex	12-Point	Hex
OLDSMOBILE												
330-455 cid	14	3/8	0.750						180-1101	180-1201	480-1101	480-1201
330-455 cid	14	3/8	1.670	180-1411	180-1401	480-1411	480-1401					
UNIVERSAL												
Bolt kit, 5/16" wrench	12	3/8	0.750						100-1107	100-1207	400-1107	400-1207
Bolt kit, 5/16" wrench	16	3/8	0.750						100-1108	100-1208	400-1108	400-1208
Bolt kit, 5/16" wrench	12	3/8	1.000						100-1109	100-1209	400-1109	400-1209
Bolt kit, 5/16" wrench	16	3/8	1.000						100-1110	100-1210	400-1110	400-1210
Bolt kit, drilled, uses 3/8" socket	16	3/8	0.750								400-1105	400-1205
Bolt kit, drilled, uses 3/8" socket	12	3/8	0.875								400-1106	400-1206
Stud kit	16	3/8-5/16	1.500	100-1401	100-1411							
Stud kit, broached w/ 12-pt, locking nut, 3/8"	14	3/8	1.125	100-1405	100-1415							

HEADER COLLECTOR BOLT KITS

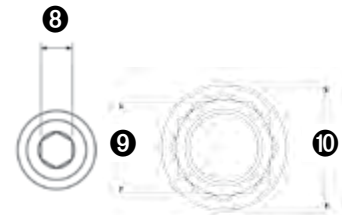
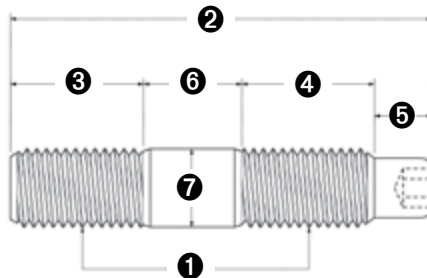
Application	Dia.	UHL	Total flange thickness	12-Point
CHEVROLET				
All standard headers and collectors with 3 bolt flange (6 pcs.)	3/8-24	1.250	0.475-.600	400-1213
All standard headers and collectors with 3 bolt flange (6 pcs.)	3/8-24	1.375	0.600-.725	400-1214
All standard headers and collectors with 3 bolt flange (6 pcs.)	3/8-24	1.500	0.725-.850	400-1215

STAINLESS ACCESSORY STUDS

ARP has developed some innovative multi-purpose accessory studs that feature a "nut starter" nose and a hex-broached tip for ease of installation that can be used for exhaust systems, intake manifold and a host of other uses. The studs are manufactured from a specially alloyed Stainless material developed by ARP that is rated at 180,000 tensile strength and are impervious to the rust and corrosion that plagues ordinary fasteners. The studs come with "easy wrenching" 12-point nuts and flat washers.



Great for Intake & Exhaust Systems



1 Diameter & Thread Pitch	2 OAL mm (in.)	3 Thread Length mm (in.)	4 Thread Length mm (in.)	5 Nose Length mm (in.)	6 Min. Grip mm (in.)	7 Grip Dia. mm (in.)	8 Broach mm	9 Wrench Size mm	10 Collar Dia. mm (in.)	4-Pack	8-Pack	10-Pack	16-Pack
M8 x 1.25 x 1.25	32 (1.250)	12.7 (0.500)	12.7 (0.500)	5.1 (0.200)	1.3 (0.050)	8.0 (0.313)	3	10	13.6 (0.535)	400-8001	400-8011	400-8021	400-8031
	38 (1.500)	14.0 (0.550)	14.0 (0.550)	5.1 (0.200)	5.1 (0.200)					400-8002	400-8012	400-8022	400-8032
	45 (1.750)	15.2 (0.600)	20.7 (0.815)	5.1 (0.200)	3.5 (0.135)					400-8003	400-8013	400-8023	400-8033
	51 (2.000)	15.2 (0.600)	21.3 (0.837)	5.1 (0.200)	9.2 (0.363)					400-8004	400-8014	400-8024	400-8034
	57 (2.250)	15.2 (0.600)	21.3 (0.837)	5.1 (0.200)	9.2 (0.363)					400-8005	400-8015	400-8025	400-8035
M10 x 1.25 x 1.25	48 (1.900)	17.8 (0.700)	19.1 (0.750)	n/a	11.4 (0.450)	10.0 (0.392)	4	12	17.8 (0.700)	400-8006	400-8016	400-8026	400-8036
	55 (2.150)	17.8 (0.700)	19.1 (0.750)	6.4 (0.250)	11.4 (0.450)	400-8007	400-8017	400-8027	400-8037				
M10 x 1.50 x 1.25	48 (1.900)	17.8 (0.700)	19.1 (0.750)	n/a	11.4 (0.450)	10.0 (0.392)	4	12	17.8 (0.700)	400-8008	400-8018	400-8028	400-8038
	55 (2.150)	17.8 (0.700)	19.1 (0.750)	6.4 (0.250)	11.4 (0.450)	400-8009	400-8019	400-8029	400-8039				

Find New Kits



TECH TIP

Always use some type of lubricant, such as ARP Ultra-Torque fastener assembly lubricant, when assembling fasteners. Assembling without lubricant can lead to galling or seizing, resulting in costly, time consuming repairs.

OIL PAN BOLT & STUD KITS

The engineers at ARP spent quite a bit of time developing these highly effective, unique oil pan studs. They're designed to make it as easy as possible to install a pan and seal it properly. You'll note that the studs have a radiused bullet nose that serves to locate the pan rails, then allow the nuts to be easily installed without the worry of cross-threading. For those who prefer bolts, ARP's got you covered, too. Both are available in black oxide finished chrome moly steel or rust-proof stainless steel. Also, you may choose between



conventional hex style or the space-saving 12-point nuts. The stud kits come complete with a special locking flanged nut, while the bolt kits come with washers.

Application	STUD KITS				BOLT KITS			
	Black Oxide		Stainless		Black Oxide		Stainless	
	Hex	12-Point	Hex	12-Point	Hex	12-Point	Hex	12-Point
NOTE: Studs come with flanged lock nut. Bolts come with washers.								
CHEVROLET, SMALL BLOCK								
265-400 cid (w/ standard 2-pc. cork gasket)	234-1901	234-1902	434-1901		234-1802	234-1801	434-1802	434-1801
265-400 cid (w/ 1-pc. rubber gasket)					134-1802	134-1801	434-1804	434-1803
350 cid with girdle, 5/16" diameter	334-1902							
Gen III/IV LS Series small block					134-6901	134-6902	434-6901	434-6902
GEN V 6.2L (LT1/LT4)					134-1806	134-1805	434-1806	434-1805
CHEVROLET, BIG BLOCK								
396-454 cid (w/ standard 2-pc. cork gasket)	235-1901	235-1902	435-1901	435-1902	235-1802	235-1801	435-1802	435-1801
396-454 cid (w/ 1-pc. rubber gasket)					135-1802	135-1801	435-1804	435-1803
CHEVROLET, 6-CYLINDER								
90° V6	333-1901							
CHRYSLER, SMALL BLOCK								
318-340-360 Wedge & 318-360 Magnum	200-1901	200-1902	400-1901	400-1902	200-1802	200-1801	400-1802	400-1801
5.7L & 6.1L Hemi					140-1802	140-1801	440-1802	440-1801
CHRYSLER, BIG BLOCK								
KB Hemi, 1.300" U.H.L.	245-1901	245-1903						
KB Hemi, 1.700" U.H.L.	245-1902	245-1904	445-1902	445-1904				
FORD, SMALL BLOCK								
289-302-351C & 351W (early model)	254-1901	254-1902	454-1901	454-1903	254-1802	254-1801	454-1802	454-1801
302-351W (late model with side rails)	254-1903	254-1904	454-1902	454-1904	254-1804	254-1803	454-1804	454-1803
FORD, BIG BLOCK								
390-428 cid FE Series					255-1802	255-1801	455-1802	455-1801
HOLDEN								
V8					105-1802	105-1801	405-1802	405-1801
PONTIAC								
350-455 cid	200-1901	200-1902	400-1901	400-1902	200-1802	200-1801	400-1802	400-1801

OIL PUMP BOLTS & STUDS

Red part numbers indicate new items

You've probably heard many a horror story about someone losing an engine when the oil pump fell off into the pan because of a broken bolt. Well, you can put your mind at ease when using ARP's premium grade oil pump bolt and stud kits. You have a choice of black oxide finished 8740 chrome moly steel or low maintenance stainless steel. Both are nominally rated at **180,000 psi** tensile strength to provide you with plenty of clamping force. Moreover, take your pick between conventional hex style or 12-point designs. This is "insurance" that no conscientious engine builder should be without! The studs come with flat washers and nuts, while the Ford bolt kit has flat washers only. These inexpensive fasteners can literally save your engine.



Application	Black Oxide		Stainless	
	Hex	12-Point	Hex	12-Point
CHEVROLET				
Small block, stud kit	230-7001	230-7002		
Small & big block, 3.125", high volume, stud kit	230-7003	230-7004		
FORD				
3/8" & 5/16" 4 piece bolt kit	150-6902	150-6901	450-6902	450-6901
Oil pump to pickup, stud kit	154-7005			

800-826-3045



Find New Kits

FRONT COVER, WATER PUMP & ALTERNATOR KITS

ARP's timing cover bolts are available in both polished stainless steel or black oxide finish chrome moly. You also can choose between standard hex head bolts or compact 12-point fasteners.



Studs are preferred by many Pro engine builders because they eliminate the chance of pinching gaskets and contribute to easier engine assembly. You will note that ARP studs feature a special "bullet nose" to guide the nut accurately into place. Available in black oxide finish 8740 chrome moly or polished stainless steel with hex or 12-point nuts.



Also available as part of ARP's complete Engine & Accessory kits on page 73.

Alternators that come loose are a pain, so that's why ARP came up with these super tough bolts. Your choice of chrome moly steel or polished stainless (nominally rated at **180,000 psi**). The stainless has the added advantage of being rust and corrosion resistant. It's the fastener of choice!



Application	STUD KITS				BOLT KITS			
	Black Oxide		Stainless		Black Oxide		Stainless	
	Hex	12-Point	Hex	12-Point	Hex	12-Point	Hex	12-Point
NOTE: Studs come with flanged lock nut. Bolts come with washers.								
BUICK								
350, timing cover					120-3202	120-3201	420-3202	420-3201
CHEVROLET								
90° V6, timing cover	333-1401							
3/8" alternator pivot bolt							430-3303	430-3304
All V8, alternator bracket bolts					130-3302	130-3301	430-3302	430-3301
All V8, timing cover	200-1401	200-1411	400-1401		200-1502	200-1501	400-1502	400-1501
All V8, timing cover with Jesel belt or gear drive	334-1401							
All V8, water pump long					130-3202	130-3201	430-3202	430-3201
SB Chevy, water pump short					134-3204	134-3203	434-3204	434-3203
Gen III/IV LS Series, timing cover					134-1501	134-1502	434-1501	434-1502
Gen III/IV LS Series, water pump with thermostat housing bolts					134-3201	134-3202	434-3201	434-3202
Gen III/IV LS Series, rear motor cover					134-1503	134-1504	434-1503	434-1504
Gen V 6.2L (LT1/LT4) timing cover					134-1506	134-1505	434-1506	434-1505
CHRYSLER								
5.7L & 6.1L Hemi					140-0002	140-0001	440-0002	440-0001
KB Hemi, timing cover	245-1511	245-1501	445-1511	445-1501				
FORD								
289-302, aluminum timing cover & w-pump					154-1504	154-1503	454-1504	454-1503
289-302, aluminum t-cover & cast iron w-pump					154-3204	154-3203	454-3204	454-3203
289-302, cast-iron timing cover & w-pump					154-1502	154-1501	454-1502	454-1501
289-302, aluminum t-cover & aluminum w-pump					154-3202	154-3201	454-3202	454-3201
351 SVO, timing cover	354-1401							
351W, alternator bracket bolts					150-3302	150-3301	450-3302	450-3301
PONTIAC								
All V8, alternator bracket bolts					190-3302	190-3301	490-3302	490-3301
All V8, timing cover and water pump					190-1502	190-1501	490-1502	490-1501

Red part numbers indicate new items

FUEL PUMP BOLT KITS

Application	Black Oxide		Stainless	
	Hex	12-Point	Hex	12-Point
CHEVROLET	130-1602	130-1601	430-1602	430-1601
PONTIAC	190-1602	190-1601	490-1602	490-1601

Make sure that mechanical fuel pumps stay properly aligned by using ARP's durable black oxide finished chrome moly or rust-proof stainless bolts (both materials are nominally rated at **180,000 psi** and considerably stronger than Grade 8 hardware). Your choice of either conventional hex or 12-point head. Washers are included.



MOTOR MOUNT BOLT KITS

Application	Black Oxide		Stainless	
	Hex	12-Point	Hex	12-Point
Chevy, V6 & V8 - mount to block	130-3102	130-3101	430-3102	430-3101
Chevy, V6 & V8 - mount to block w/ Energy Suspension mounts	130-3106	130-3107	430-3106	430-3107
Chevy, V6 & V8 - mount to frame	130-3105		430-3105	
Chevy, LS Series small block mount bracket to block (6 pc.)	134-3102	134-3101	434-3102	434-3101
Chevy, LS Series small block mount bracket to block (8 pc.)	134-3104	134-3103	434-3104	434-3103
Chrysler 5.7L & 6.1L Hemi	140-3102	140-3101	440-3102	440-3101
Ford, 289-302-351W	150-3102	150-3101	450-3102	450-3101
Pontiac, All V8	190-3102	190-3101	490-3102	490-3101

Secure any engine with complete confidence with ARP's rugged motor mount bolts. You can choose between black oxide finished 8740 chrome moly or corrosion-resistant stainless steel; choice of hex or 12-bolt head. Kits come complete with flat washers.



BELLHOUSING STUD KITS




Here's just what you need to secure a bellhousing in place. The studs are designed with a bullet nose to guide the bellhousing into position and accept nuts without the fear of cross-threading. Choice of rugged 8740 heat-treated alloy or rust-proof stainless steel. Complete with nuts and flat washers.

Application	Dia.	Length	Pro Series	Stainless
Chevy, Chrysler KB Hemi	3/8	2.000	245-0901	445-0901
Top fuel motor plate, std.	7/16	2.150	245-0202	
Top fuel motor plate, with 1/4" spacer	7/16	2.400	245-0201	

STARTER BOLT KITS

Installing starter motors in the cramped confines of a race car is simplified by use of ARP's special bolts, which feature small diameter heads to make accessibility more convenient. These starter bolts are made from Custom 450 stainless steel material that is nominally rated at 180,000 psi and substantially stronger than Grade 8 hardware. ARP stainless starter bolts are 100% maintenance free and include standard shank knurling where applicable. Complete with washers where required.



Application	Dia.	UHL	Hex	12-Point
CHEVROLET				
All standard & OEM high torque starters, long & short	3/8-16	1.975/4.660	430-3505	430-3508
All standard & OEM high torque starters, medium	3/8-16	3.760	430-3502	430-3501
All standard & OEM high torque starters, long	3/8-16	4.660	430-3507	430-3509
Aftermarket gear reduction starters, long & short	3/8-16	1.750/4.400	430-3516	430-3515
Aftermarket gear reduction starters, long	3/8-16	4.400	430-3514	430-3513
8.1L Vortec - Long	M10	4.470	430-3512	430-3511
Gen III/IV LS Series small block	M10	1.775/4.470	430-3506	430-3510
FORD				
2-bolt	3/8-16	1.500	450-3503	450-3501
3-bolt	3/8-16	1.500	450-3504	450-3502
3-bolt	5/16-18	1.250	450-3606	450-3505
PRO STOCK				
3/8" 2-bolt	3/8-16	3.760	430-3504	

Red part numbers indicate new items

SEAL PLATE & ACCESSORY CAM DRIVE

If the survivability of your camshaft drive, through an entire race without stripping or breaking, has been a matter of concern – ARP's new cam drive should put your mind to rest. We built this setup to be "bulletproof." Totally reliable. A through-hardened, not just case hardened, chrome moly shaft, premium grade Viton seal, plus anodized aluminum plate are manufactured in-house to insure that every part is guaranteed ARP quality.

Application	1.0"	1.5"
All 9/16-18 x 0.625	934-0005	934-0006

The perfect compliment to our "bulletproof" cam drives are these precision seal plates. They're made of CNC-machined 7075-T4 alloy aluminum and anodized to resist corrosion. Available in 2.100" and 2.380" diameters to fit most any OEM or aftermarket block.

Application	Diameter	Part No.
Small Block GM, 2.100 O.D. block	2.100	934-0007
Dart, aluminum block	2.380	934-0008

SPECIFICATIONS

- Drive: forged ARP2000, 220,000 psi alloy chrome moly steel with corrosion-resistant oxide finish.
- Concentricity: 0.001 T.I.R., between shaft and hex, 1" and 1.5" length
- Threads: form rolled 9/16" x 0.625" on cam end, 3/8" hex on drive
- Seal Plate: CNC-machined 7075-T4 aluminum with Viton seal



Kasey Kahne Racing uses ARP for all their team cars.



Lyle Larson uses ARP in all his project cars.

800-826-3045



Find New Kits

INTAKE MANIFOLD BOLT & STUD KITS

Prevent intake manifold leaks with ARP's quality fasteners. They're nominally rated at **180,000 psi** and precision machined for optimum thread engagement. Wide underhead flange and companion washers provide even load distribution. Precision rolled threads prevent galling while promoting more consistent torque loading. Facilitates optimum sealing of gasket surfaces. Available in choice of black oxide finish chrome moly or corrosion resistant stainless steel, as well as hex or 12-point heads. Washers included.



Application	Black Oxide		Stud	Stainless		
	Hex	12-Point		Hex	12-Point	NASCAR
AMC						
290-343-390 cid, uses 3/8" socket	114-2001			414-2001	414-2101	
BUICK						
3.8L V6	123-2001			423-2001		
215 cid, uses 3/8" socket	124-2001	124-2101		424-2001	424-2101	
CHEVROLET						
SB 2, standard deck					334-2104	
SB 2, tall deck, drilled						334-2105
Small block, 1.000", drilled						334-2102
Small block, 1.250", drilled						334-2103
265-400 cid, factory OEM, 1.000", 12 pieces	134-2001	134-2101		434-2001	434-2101	
265-400 cid, factory OEM, 1.500", 12 pieces		134-2102				
305-350 Vortec, fits most aftermarket alum. intakes	134-2002	134-2103		434-2002	434-2102	
305-350 Tuned Port	134-2004	134-2104		434-2004	434-2104	
LS1, LS4, LS6, 4.8L-RL4, 5.3L-LM7, 6.0L-LQ4	130-2001	130-2101		430-2001	430-2101	
Gen III/IV LS Series small block, valley cover bolts	134-8001	134-8002		434-8001	434-8002	
396-454 cid, 1.250" U.H.L.	135-2001	135-2101		435-2001	435-2101	
502 cid, 1.500" U.H.L.	135-2002			435-2002	435-2102	
CHRYSLER						
318-440 Wedge, uses 3/8" socket	144-2001	144-2101		444-2001	444-2101	
5.7L & 6.1L Hemi	144-2003	144-2103		444-2003	444-2103	
FORD						
260-289-302, 351W, uses 3/8" socket	154-2001	154-2101		454-2001	454-2101	
289-302, 351W intake stud kit			354-2103			
351C, 351-400M	154-2004	154-2104		454-2004	454-2104	
351W, uses 3/8 wrenching	154-2002	154-2102		454-2003	454-2103	
351 SVO, Jack Roush design, drilled						354-2102
390-428 cid FE Series	155-2002	155-2102		455-2002	455-2102	
429-460 cid	155-2005	155-2105		455-2001	455-2101	
HOLDEN						
V8	105-2001	105-2101		405-2001	405-2101	
PONTIAC						
350-455 cid, uses 3/8" socket	194-2001	194-2101		494-2001	494-2101	

Red part numbers indicate new items

THERMOSTAT HOUSING BOLTS

Nobody likes water leaks. And here's ARP's contribution to the solution. These premium grade bolts are engineered to properly engage the manifold threads and resist loosening. They're application-specific, and come in your choice of black oxide finished chrome moly or rust-proof stainless steel, with handy 12-point or standard hex heads. Washers included.



Application	UHL	Black Oxide		Stainless	
		Hex	12-Point	Hex	12-Point
CHEVY (3 PC)	1.00/2.00	130-7402	130-7401	430-7402	430-7401
CHEVY LS SERIES SMALL BLOCK	20mm	134-7402	134-7401	434-7402	434-7401
FORD FE	2.250	155-7402	155-7401	455-7402	455-7401
FORD 351W	0.875	150-7402	150-7401	450-7402	450-7401
PONTIAC	1.000	190-7402	190-7401	490-7402	490-7401

COIL BRACKET BOLTS

Application	Black Oxide		Stainless	
	Hex	12-Point	Hex	12-Point
CHEVY	130-2302	130-2301	430-2302	430-2301
CHEVY LS SERIES SMALL BLOCK	134-2302	134-2301	434-2302	434-2301
CHEVY 6.2L (LT1/LT4)	134-2304	134-2303	434-2304	434-2303
CHRYSLER 5.7L & 6.1L HEMI	140-2302	140-2301	440-2302	440-2301
FORD WINDSOR	150-2302	150-2301	450-2302	450-2301

Add a touch of class to your coil bracket installation with an ARP bolt kit. Available in black oxide finished chrome moly or rust-proof stainless steel, as well as with a conventional hex head or 12-point (great for tight, hard-to-reach coils). Washers included.



Red part numbers indicate new items

Find New Kits



800-826-3045



AIR CLEANER STUDS

Keep your air cleaner firmly in position with an ARP stud kit. Includes your choice of a black oxide finished chrome moly or stainless steel stud with an appropriate nut. Vastly superior to the cheap fasteners that sometimes get used.

Application	Black Oxide	Stainless
5/16 x 2.225" OAL	200-0301	400-0301
5/16 x 2.700" OAL	200-0302	400-0302
5/16 x 3.200" OAL	200-0303	400-0303
1/4 x 2.225" OAL	200-0304	400-0304

Application	Black Oxide	Stainless
1/4 x 2.443" OAL	200-0307	400-0307
1/4 x 2.700" OAL	200-0305	400-0305
1/4 x 3.200" OAL	200-0306	400-0306

CARB STUD KITS

The best way to make sure that carburetors stay perfectly sealed to the intake manifold is through the use of ARP's carb studs, which feature J-form threads to resist loosening from vibration. They're offered in a variety of heights to accommodate most any combination of carb and spacer, and are available in 8740 chrome moly with a black oxide finish or ARP Stainless. Special ARP Pro Series NASCAR type stud kits **have one of the studs drilled** to facilitate sealing the carburetor in the engine by race officials. All carb studs include a nut starter nose (except where noted) and kits come with hex nuts and washers.

Application	Qty.	Size	O.A.L.	Black Oxide	Stainless	Pro Series
Standard	4	5/16	1.700	200-2401	400-2401	
Standard with Moroso #64919 return spring kit	4	5/16	1.700 (2) & 2.050 (2)	200-2421	400-2421	300-2421
Standard with Moroso #64927 return spring kit	4	5/16	1.700 (3) & 2.050 (1)	200-2424	400-2424	300-2424
1/2" spacer	4	5/16	2.225	200-2403	400-2403	
1" spacer	4	5/16	2.700	200-2402	400-2402	
1" spacer with Moroso #64919 return spring kit	4	5/16	2.700 (2) & 3.050 (2)	200-2420	400-2420	300-2420
1" spacer with Moroso #64927 return spring kit	4	5/16	2.700 (3) & 3.050 (1)	200-2423	400-2423	300-2423
2" spacer	4	5/16	3.700	200-2404		300-2404
3" spacer	4	5/16	4.700	200-2405		
1-1/4" Moroso spacer	4	5/16	3.200	200-2408	400-2408	
2" Moroso spacer	8	5/16	1.250* (4) & 1.700 (4)	200-2409		
2" Moroso spacer with Moroso #64919 return spring kit	8	5/16	1.250* (4) & 1.700 (2) & 2.050 (2)	200-2419		300-2419
2" Moroso spacer with Moroso #64927 return spring kit	8	5/16	1.250* (4) & 1.700 (3) & 2.050 (1)	200-2422		300-2422
Dominator with 1/2" or 1" spacer	4	5/16	3.200	200-2412	400-2412	
Dominator carb stud, no spacer	4	5/16	2.225	200-2414	400-2414	
Dominator carb stud, with spacer	4	5/16	4.400	200-2415		
HP Dominator carb stud, no spacer	4	5/16	2.225	200-2416		
HP Dominator carb stud with 1/2" spacer	4	5/16	2.700	200-2417		
HP Dominator carb stud with 1" spacer	4	5/16	3.200	200-2418		
Standard (drilled for NASCAR wire seal)	4	5/16	1.700			300-2401
2" spacer (drilled for NASCAR wire seal)	8	5/16	2.225 (1) & 1.700 (7)			300-2406
1" spacer (drilled for NASCAR wire seal)	4	5/16	2.700			300-2403
1/2" spacer (drilled for NASCAR wire seal)	4	5/16	2.225			300-2402
1" Moroso spacer (drilled for NASCAR wire seal)	4	5/16	2.700			300-2407
1-1/4" Moroso spacer (drilled for NASCAR wire seal)	4	5/16	3.200			300-2408
2" Moroso spacer (drilled for NASCAR wire seal)	8	5/16	1.250* (4) & 1.700 (1) & 1.700 (1)			300-2409
Quadrajt (all), with 1/4" base gasket	4	5/16	1.700 (2) & 4.400 (2)	200-2413	400-2413	

Red part numbers indicate new items *Does not have starter nose



CARBURETOR FLOAT BOWL KITS

The smart way to attach a float bowl is with ARP's special new bolts. They're made from ARP Stainless and are virtually impervious to corrosion. A polished finish makes them an enhancement to any carb. They are 5/16" wrenching and nominally rated at **180,000 psi**. Available for both single and dual metering block Holley and Carter AFB applications.

Application	Pieces	Part No.
Carter AFB - Edelbrock Performer & Thunder	8	400-0313
Holley 2-barrel, hex	4	400-0312
Holley Dual metering blocks, hex	8	400-0310
Holley Single metering blocks, hex	8	400-0311

BLOWER STUDS AND PULLEY BOLTS



Engineered to minimize damage to either manifold or blower housing during unexpected blower explosions – these break-away blower studs are designed to allow separation of manifold and blower. Use of these special studs could save you thousands of dollars! Manufactured from premium-quality aluminum and heat-treated to provide the optimum balance between keeping the supercharger in place and breaking under a predetermined amount of force. Kit comes complete with anodized studs, 12-point, quality steel nuts and heavy-duty parallel-ground and hardened steel washers.

Application	Diameter	OAL	Hex	12-Point
Blower stud kit (blue)	7/16	2.880		100-0601
SSI blower stud kit (red)	7/16	2.500		100-0602
Pulley Bolts	Thread	UHL	Hex	12-Point
671-871 blower - stainless with washers (others lengths available in bulk fasteners)	3/8-24	1.000	400-0602	400-0601





DISTRIBUTOR STUD KITS

One of the most critical – yet often overlooked – fasteners used in any engine locks the timing in place. ARP offers these premium grade studs, which are equipped with vibration-resistant J-form threads, in black oxide finished chrome moly or rust-proof stainless steel. A special bullet nose helps guide nut into place without crossthreading. Choice of conventional hex or space-saving 12-point nuts. Washers included.



Application	Black Oxide		Stainless	
	Hex	12-Point	Hex	12-Point
CHEVY	130-1702	130-1701	430-1702	430-1701
FORD	150-1702	150-1701	450-1702	450-1701
PONTIAC	190-1702	190-1701	490-1702	490-1701



ARP's blower pulley bolts are available in ARP Stainless and black oxide.

Don Schumacher Racing - ARP Performance Partner.

HARMONIC DAMPER BOLT KITS

As the crankshaft flexes and twists, the harmonic damper absorbs incredible amounts of kinetic energy. To ensure that the damper is locked in position, ARP has developed these ultra strong **200,000 psi** bolts that let you exert maximum clamping force. Special features include 1/4" thick, wide area washer and an extra tall 12-point head that accepts a deep socket and eliminates the worry of stripping the head.



Application	UHL	Thread Size	Socket Size	Part No.
BUICK				
All V6 & V8	1.300	3/4-16	13/16	120-2501
CHEVROLET				
Small block	2.470	7/16-20	5/8	134-2501
Small block	2.470	7/16-20	13/16	234-2501
Small block	2.470	7/16-20	1-1/16	234-2502
Gen III/IV LS Series small block (except LS7)	4.325	M16 x 2.0	1-1/16	234-2503
Gen IV 7.0L (LS7) & GEN V 6.2L (LT1) small block	5.185	M16 x 2.0	1-1/16	234-2504
CHEVROLET				
Big block	1.550	1/2-20	5/8	135-2501
Big block	1.550	1/2-20	13/16	235-2501
Big block	1.550	1/2-20	1-1/16	235-2502
CHRYSLER				
318-440 Wedge & 426 Hemi with thin damper	1.420	3/4-16	1-1/16	245-2501
318-440 Wedge with thick damper & Viper V10	2.200	3/4-16	1-1/16	240-2501
5.7L, 6.1L & 6.4L Hemi	4.000	M14 x 1.50	19mm	147-2501
DIESEL				
Chevy 6.6L Duramax	2.750	M18 x 1.50	27mm	129-2503
Dodge/Cummins 5.9L 12V/24V (2007 & earlier) (4 pcs.)	1.425	M12 x 1.25	14mm	147-2502
Dodge/Cummins 5.9L & 6.7L 24V (2008 & later) (4 pcs.)	1.725	M12 x 1.25	14mm	147-2503
Ford 6.0L & 6.4L Powerstroke	2.425	M12 x 1.25	19mm	150-2505
Ford 6.7L Powerstroke	1.825	M12 x 1.5	19mm	150-2504
FORD				
1.8L & 2.0L Duratec	1.735	M14 x 1.50	19mm	251-2501
4.6L & 5.4L Modular V8	1.800	M12 x 1.50	18mm	156-2501

Application	UHL	Thread Size	Socket Size	Part No.
FORD (CONTINUED)				
5.0L Coyote V8	4.200	M12 x 1.50	19mm	156-2502
289-460 cid (except 351C)	2.050	5/8-18	5/8	150-2501
351C	1.800	5/8-18	5/8	154-2501
HONDA				
B Series (B16/18)	1.350	M14 x 1.25	19mm	208-2501
MITSUBISHI				
2.0L (4G63) DOHC	1.525	M14 x 1.50	19mm	207-2501
NISSAN				
2.6L (RB26) Inline 6	3.500	M18 x 1.50	27mm	102-2501
OLDSMOBILE				
V8	1.300	3/4-16	13/16	180-2501
PONTIAC				
350-455 cid	1.580	5/8-18	5/8	190-2501

Red part numbers indicate new items

SQUARE DRIVE DAMPER BOLTS



ARP offers a special version of its rugged **200,000 psi** rated damper bolt that can accept a standard 1/2" drive ratchet or breaker bar to facilitate rotating the crank assembly.

- 1/2" square drive forged into bolt head, enabling the rotation of an engine with any 1/2" drive tool
- Made from heat-treated 8740 chrome moly steel with heavy-duty black oxide finish

Application	Part No.
BUICK	120-2502
CHEVY	
Small Block	134-2503
Big Block	135-2503
CHRYSLER	
	145-2503
FORD	
289-460 cid (except 351C)	150-2503
351C	154-2502
OLDSMOBILE	
	180-2502
PONTIAC	
	190-2502

800-826-3045



Find New Kits

CAM BOLT KITS

Install an ARP cam bolt kit and end your camshaft timing worries! ARP quality delivers increased pre-load clamping force and assures positive timing gear register. Includes appropriate fasteners for your application. Increased material strength overcomes valve train harmonics and stress. Added features include oversized bolt head flange for cam button retention and reduced socket head size to facilitate easy installation and removal. Available in both **High Performance** and **Pro Series** kits.



Application	UHL	Thread Size	Socket Size	High Perf. 180,000 psi	Pro Series 200,000 psi
BMW					
1.6L Mini - cam sprocket bolt kit	2.085	M12 x 1.5	19mm		206-1001
BUICK					
All V6	0.560	5/16-18	3/8	123-1001	
CHEVROLET					
265-454 cid	0.750	5/16-18	1/2	134-1001	234-1001
265-454 cid - with oversize head for use with cam button	0.750	5/16-18	7/16		300-1001
Gen III/IV LS Series small block - cam retainer plate	20mm (.787 in.)	M8 x 1.25	10mm	134-1002	
Gen III/LS Series small block - cam sprocket bolt kit	25mm (.984 in.)	M8 x 1.25	10mm	134-1003	
CHRYSLER					
383-440 Wedge & 426 Hemi - 3 bolt pattern	0.750	3/8-16	5/8	144-1001	
383-440 Wedge & 426 Hemi - 3 bolt pattern (reduced head, extended length)	0.875	3/8-16	3/8	244-1001	
FORD					
260-289-302 cid (1965-68)	1.460	3/8-16	5/8	154-1001	254-1001
302-351W cid (1969 & later)	1.580	3/8-16	5/8	155-1001	255-1001
351C, 351-400M	1.970	3/8-16	5/8	154-1002	254-1002
351 SVO - cam retainer plate bolt kit	0.750	1/4-20	7/16		250-1001
390-428 cid FE Series	1.750	7/16-14	5/8	155-1002	255-1002
429-460 cid	1.580	3/8-16	5/8	155-1001	255-1001
6.2L V8 cam phaser bolt kit, 24 bolts	35mm (1.378 in)	M6 x 1.0	8mm	155-1003	
6.2L V8 cam phaser and sprocket bolt kit, 12 bolts	1.700	M7 x 1.0	10mm		255-1003
FORD, 4-CYLINDER					
2.0L Zetec	1.600	M10 x 1.5	18mm		251-1002
2.3L Duratec	1.225	M10 x 1.5	15mm		151-1001
FORD, COYOTE					
5.0L cam phaser bolt kit, 24 bolts	35mm (1.378 in)	M6 x 1.0	8mm	156-1006	
5.0L cam phaser and sprocket bolt kit, 12 bolts - ARP2000 (220,000 psi)	1.700	M7 x 1.0	10mm		256-1003
FORD, MODULAR					
4.6L & 5.4L Modular V8 - M10 cam sprocket bolt kit (1 per cam required)	1.700	M10 x 1.5	18mm		256-1002
4.6L & 5.4L Modular V8 - M12 cam sprocket bolt kit (1 per cam required)	1.800	M12 x 1.5	18mm		256-1001
MITSUBISHI					
2.0L (4G63) DOHC - cam sprocket bolt kit	1.180	M12 x 1.25	14mm		107-1002
PONTIAC					
350-455 cid	1.000	1/2-20	3/4	190-1001	
TOP FUEL					
Hemi (220,000 psi)	1.380	3/8-24	3/8		244-1002

Red part numbers indicate new items

CAM TOWER BOLT & STUD KITS

Camshaft positioning is critical on overhead cam engines and ARP makes sure that the cam towers are properly secured through use of these durable bolts and studs. They're made from 8740 chrome moly steel, with threads rolled after heat treat to ensure the optimum fatigue strength. Far superior to OEM fasteners.



Application	UHL	Thread Size	Socket Size	High Perf. 180,000 psi	Pro Series 200,000 psi
CHRYSLER					
2.0L DOHC & 2.4L DOHC - cam tower stud kit (head# 4667086)	1.825 / 2.115	M6 x 1.0 / M8 x 1.0	8mm / 10mm	141-1001	
FORD, MODULAR					
4.6L & 5.4L 2V - cam tower stud kit	1.825 / 2.070	M6 x 1.0	8mm		156-1002
4.6L & 5.4L 3V - cam tower stud kit	1.825	M6 x 1.0	8mm		156-1001
4.6L 4V - cam tower stud kit	1.825 / 2.070	M6 x 1.0	8mm		156-1003
5.0L Coyote - cam tower bolt kit - hex	1.575	M6 x 1.0	8mm	156-1005	
5.0L Coyote - cam tower bolt kit - 12pt	1.575	M6 x 1.0	8mm	156-1004	
HYUNDAI					
2.0L (G4KF) - cam tower stud kit	1.825 / 2.115	M6 x 1.0 / M8 x 1.0	8mm / 10mm	128-1001	
MITSUBISHI					
2.0L (4B11) Turbo - cam tower stud kit	1.825 / 2.115	M6 x 1.0 / M8 x 1.0	8mm / 10mm	107-1001	
2.0L (4G63) DOHC - cam tower bolt kit	1.575	M8 x 1.25	10mm	107-1003	
VOLKSWAGEN/AUDI					
2.0L (FSI) - cam tower bolt kit	1.500	M6 x 1.0	8mm		104-1001

Red part numbers indicate new items

FUEL PUMP PUSHROD KITS

Stock fuel pump pushrods leave a lot to be desired. In fact, they've been known to break at the most inopportune time. To provide you with required reliability and improved performance, ARP has developed these sophisticated and durable pushrods. They're made from premium grade aerospace chrome moly and centerless ground to precise diameter. A hollow core serves to reduce the reciprocating mass, which requires less energy to operate. The less drag on the motor, the more power available to you!



NOTE: Not for use on roller cams!

Application	Diameter	OAL	Part No.
Chevy Small Block	1/2	5.750"	134-8701
Chevy Big Block	1/2	5.750"	135-8701

OIL PUMP DRIVESHAFT KITS

Many an engine has been destroyed as a result of oil pump driveshaft failure. To cure this all-too-common problem, ARP has designed an extra heavy-duty shaft that will provide you with the necessary reliability. The shaft is made from heat-treated, premium grade aerospace chrome moly steel. Moreover, the shaft diameter is a larger diameter than the OEM unit. These features combine to enable ARP shafts to handle the added torque requirements of increased capacity oil pumps or heavy viscosity lubricants.

CHEVY DRIVES: Made from premium grade 8740 and heat-treated to **200,000 psi**, ARP uses a unique manufacturing process where the alignment sleeve is roll formed onto the shaft (not welded or pinned), enabling the sleeve to float, allowing for slight misalignment.



FORD DRIVES: Made from ARP2000 and heat-treated to **220,000 psi**. These pump drives feature a CNC milled (not broached) hex, and has the retaining washer installed.



Application	Part No.
CHEVROLET	
Small block (all)	134-7901
Big block	135-7901
Big block (+0.400 tall deck)	135-7902

IMPORTANT NOTE: Make sure you **ALWAYS** check clearances: shaft to block and pump to distributor.

Application	Part No.
FORD	
239-312 Y block	154-7906
289-302 cid & Boss 302	154-7904
351W	154-7901
351C, 351-400M	154-7905
390-428 cid FE Series	154-7902
429-460 cid	154-7903



Sexton Racing Engines showcases ARP Stainless in this 427c.i. 409.



Johnson's Hot Rod Shop uses catalog and custom ARP fasteners.



INDIVIDUAL ACCESSORY BOLT KITS

Just about any fastener type you can think of is available from ARP in convenient skin-packed cards by product group. Look for them at your favorite performance parts retailer. And note that all ARP fasteners are proudly manufactured in the U.S.A. in our own factory. It will pay you to invest in the best.

For your convenience, ARP has taken the most popular combinations and compiled complete Engine & Accessory Bolt Kits. You'll find them all on page 73 of this catalog. Each kit contains about a dozen different fastener groups. They're available for engines ranging from Briggs & Stratton to Chevy, Ford, Chrysler and Pontiac powerplants.

Also available are "bulk" fasteners display skin-packed in groups of five that are offered in coarse, fine and metric threads. These 5-packs come in a wide array of lengths, ranging from about 1/2" to 6 inches. They are offered in polished stainless steel or black oxide chrome moly steel and come complete with washers. You can also get companion nuts in 1-piece bulk, 2-piece packs and 10-piece packs. See the complete listings for "Bulk Fasteners" on pages 88-93.

ALTERNATOR STUD KITS

Strange as it may seem, there have been many races lost in oval track, off-road and endurance competition due to the OEM alternator stud failing and the subsequent loss of electrical power. To prevent this from ever happening, conscientious engine builders rely on ARP's "bulletproof" alternator studs. They're made from a premium grade 8740 chrome moly steel alloy and heat-treated to a nominal **200,000 psi** tensile strength. They are very rigid and won't bend under the stress of competition, eliminating problems with alternator pulley alignment. Here's more reliable "insurance" from the innovators at ARP. Available in 5.000" and 5.250" lengths. Includes a 12-point nut and flat washer.



Description	OAL	Coarse Thread Length	Fine Thread Length	Part No.
7/16 stud	5.000	1.000	1.000	300-0501
7/16 stud	5.250	1.000	1.000	300-0502

COIL BRACKET BOLT KITS

Add a touch of class to your coil bracket installation with an ARP bolt kit. Available in black oxide finished chrome moly or rust-proof stainless steel, as well as with a conventional hex head or compact 12-point (great for use with those coils mounted in tight, hard-to-reach places). Washers included. Coil bracket bolts also included in ARP's popular Engine & Accessory kits.



Application	Black Oxide		Stainless	
	Hex	12-Point	Hex	12-Point
CHEVY	130-2302	130-2301	430-2302	430-2301
CHEVY LS SERIES	134-2302	134-2301	434-2302	434-2301
CHEVY 6.2L (LT1/LT4)	134-2304	134-2303	434-2304	434-2303
CHRYSLER 5.7L & 6.1L HEMI	140-2302	140-2301	440-2302	440-2301
FORD	150-2302	150-2301	450-2302	450-2301

Red part numbers indicate new items

DISTRIBUTOR STUD KITS

One of the most critical – yet often overlooked – fasteners used in any engine locks the timing in place. ARP offers these premium grade studs, which are equipped with vibration-resistant J-form threads, in your choice of black oxide finished chrome moly or rust-proof stainless steel. Select from conventional hex or space-saving 12-point nuts. Washers included.



Application	Black Oxide		Stainless	
	Hex	12-Point	Hex	12-Point
CHEVY	130-1702	130-1701	430-1702	430-1701
FORD	150-1702	150-1701	450-1702	450-1701
PONTIAC	190-1702	190-1701	490-1702	490-1701

FRONT COVER, WATER PUMP & ALTERNATOR

We have an assortment of premium quality stainless steel and black oxide finish 8740 chrome moly bolts for the most popular applications. Washers included. These bolts are also available as part of our complete Engine & Accessory Kit packages (see page 73 for details).



Absolute security is yours with ARP's durable fuel pump bolts. Your choice of black oxide finished chrome moly steel or rust-proof stainless steel. Both are nominally rated at **180,000 psi** and considerably stronger than Grade 8 hardware. Hex or 12-point head. Washers included.



Application	Black Oxide		Stainless	
	Hex	12-Point	Hex	12-Point
BUICK				
350, timing cover bolt kit	120-3202	120-3201	420-3202	420-3201
CHEVROLET				
3/8 alternator pivot bolt kit			430-3303	430-3304
All V8, timing cover bolt kit	200-1502	200-1501	400-1502	400-1501
All V8, water pump, long bolt kit	130-3202	130-3201	430-3202	430-3201
All V8, alternator bracket bolt kit	130-3302	130-3301	430-3302	430-3301
Gen III/IV LS Series small block, timing cover	134-1501	134-1502	434-1501	434-1502
Gen III/IV LS Series small block, water pump with thermostat housing bolts	134-3201	134-3202	434-3201	434-3202
Gen III/IV LS Series small block, rear motor cover	134-1503	134-1504	434-1503	434-1504
Gen V 6.2L (LT1/LT4) small block, timing cover	134-1506	134-1505	434-1506	434-1505
CHRYSLER				
KB Hemi, timing cover stud kit	245-1511	245-1501	445-1511	445-1501
FORD				
289-302, aluminum timing cover & water pump	154-1504	154-1503	454-1504	454-1503
289-302, cast-iron timing cover & water pump	154-1502	154-1501	454-1502	454-1501
289-302, aluminum t-cover & cast iron w-pump	154-3204	154-3203	454-3204	454-3203
289-302, aluminum t-cover & aluminum w-pump	154-3202	154-3201	454-3202	454-3201
351W, alternator bracket bolt kit	150-3302	150-3301	450-3302	450-3301
PONTIAC				
All V8, alternator bracket bolt kit	190-3302	190-3301	490-3302	490-3301
All V8, timing cover and water pump	190-1502	190-1501	490-1502	490-1501

FUEL PUMP BOLT KITS

Application	Black Oxide		Stainless	
	Hex	12-Point	Hex	12-Point
CHEVROLET	130-1602	130-1601	430-1602	430-1601
PONTIAC	190-1602	190-1601	490-1602	490-1601

HEADER BOLTS

ARP manufactures premium grade exhaust header bolts in both stainless steel or 8740 chrome moly steel. The Stainless material is not affected by corrosion or extreme heat, making it ideal for the application. What's more, the compact head design lets you easily slip a socket close to the header pipe. Each ARP bolt kit includes the specific number of parts for your application plus premium-quality washers as required. The black oxide finished chrome moly bolts and stainless steel fasteners are nominally rated at **180,000 psi** tensile strength. Specially drilled "NASCAR" models available for those who wish to safety wire their header bolts to prevent loosening.



Application	Dia.	UHL	Black Oxide		Stainless	
			Hex	12-Point	Hex	12-Point
BUICK						
350-455 cid, 14 pcs.	3/8	0.750	120-1101	120-1201	420-1101	420-1201
CHEVROLET, SMALL BLOCK						
12 pieces	3/8	0.750	100-1101	100-1201	400-1101	400-1201
12 pieces, drilled	3/8	0.750	100-1103	100-1203	400-1103	400-1203
12 pieces	3/8	0.875	100-1116	100-1216	400-1116	400-1216
12 pieces	3/8	1.000	100-1111	100-1211	400-1111	400-1211
LS Series - 1/4" wide flange	M8	25mm (.984)	134-1101	134-1201	434-1101	434-1201
LS Series - 3/8" wide flange	M8	30mm (1.181)	134-1102	134-1202	434-1102	434-1202
LT Series - 6.2L (LT1/LT4) 3/8" wide flange	M8	30mm (1.181)	134-1104	134-1103	434-1104	434-1103
CHEVROLET, BIG BLOCK						
16 pieces	3/8	0.750	100-1102	100-1202	400-1102	400-1202
16 pieces	3/8	0.875	100-1117	100-1217	400-1117	400-1217
16 pieces, drilled	3/8	0.875			400-1104	400-1204
16 pieces	3/8	1.000	100-1112	100-1212	400-1112	400-1212
CHRYSLER						
318-340-360 Wedge, 14 pcs.	5/16	0.750	144-1102	144-1202	444-1102	444-1202
5.7L & 6.1L Hemi	M8	30mm (1.181)	140-1101	140-1201	440-1101	440-1201
FORD						
16 pieces	3/8	0.750	100-1102	100-1202	400-1102	400-1202
OLDSMOBILE						
330-455 cid, 14 pcs.	3/8	0.750	180-1101	180-1201	480-1101	480-1201
UNIVERSAL						
12 pcs., 5/16" wrenching	3/8	0.750	100-1107	100-1207	400-1107	400-1207
16 pcs., 5/16" wrenching	3/8	0.750	100-1108	100-1208	400-1108	400-1208
12 pcs., 5/16" wrenching	3/8	1.000	100-1109	100-1209	400-1109	400-1209
16 pcs., 5/16" wrenching	3/8	1.000	100-1110	100-1210	400-1110	400-1210
16 pcs., 3/8" socket, drilled	3/8	0.750			400-1105	400-1205
12 pcs., 3/8" socket, drilled	3/8	0.875			400-1106	400-1206

Red part numbers indicate new items

THERMOSTAT HOUSING BOLTS

These premium grade bolts are engineered to be application-specific, and come in your choice of black oxide finished chrome moly or rust-proof stainless steel, with handy 12-point or standard hex heads. Washers included.



Application	UHL	Black Oxide		Stainless	
		Hex	12-Point	Hex	12-Point
CHEVY (3 PC)	1.00/2.00	130-7402	130-7401	430-7402	430-7401
CHEVY LS SERIES SMALL BLOCK	20mm (0.787)	134-7402	134-7401	434-7402	434-7401
FORD FE	2.250	155-7402	155-7401	455-7402	455-7401
FORD 351W	0.875	150-7402	150-7401	450-7402	450-7401
PONTIAC	1.000	190-7402	190-7401	490-7402	490-7401

800-826-3045

ARP
automotive Racing products

Find New Kits

INTAKE MANIFOLD BOLTS

Application	Black Oxide		Stainless	
	Hex	12-Point	Hex	12-Point
AMC				
290-343-390 cid, uses 3/8" socket	114-2001		414-2001	414-2101
BUICK				
3.8L V6	123-2001		423-2001	
215 cid, uses 3/8" socket	124-2001	124-2101	424-2001	424-2101
CHEVROLET				
265-400 cid, factory OEM, 1.000" UHL, 12 pieces	134-2001	134-2101	434-2001	434-2101
305-350 Vortec, fits most aftermarket alum. intakes	134-2002	134-2103	434-2002	434-2102
LS1, LS4, LS6, 4.8L-RL4, 5.3L-LM7, 6.0L-LQ4	130-2001	130-2101	430-2001	430-2101
Gen III/IV LS Series small block, valley cover bolts	134-8001	134-8002	434-8001	434-8002
396-454 cid, 1.250" UHL	135-2001	135-2101	435-2001	435-2101
502 cid, 1.500" UHL	135-2002		435-2002	435-2102
CHRYSLER				
318-440 Wedge, uses 3/8" socket	144-2001	144-2101	444-2001	444-2101
5.7L & 6.1L Hemi	144-2003	144-2103	444-2003	444-2103
FORD				
260-289-302-351W, uses 3/8" socket	154-2001	154-2101	454-2001	454-2101
351C, 351-400M	154-2004	154-2104	454-2004	454-2104
390-428 cid FE Series	155-2002	155-2102	455-2002	455-2102
429-460 cid	155-2005	155-2105	455-2001	455-2101
PONTIAC				
350-455 cid, uses 3/8" socket	194-2001	194-2101	494-2001	494-2101



Prevent intake manifold leaks with ARP's quality fasteners. They're precision machined for optimum thread engagement. Wide overhead flange and companion washers provide even load distribution. Precision rolled threads prevent galling while promoting more consistent torque loading. Available in choice of black oxide finished chrome moly or corrosion resistant stainless steel, as well as hex or 12-point heads. Both materials are nominally rated at **180,000 psi**. Washers included.



OIL PAN BOLTS



ARP's premium grade pan bolts combine sealing efficiency with good looks. They are available in black oxide finished chrome moly steel or ARP Stainless. Also, take your pick from hex or 12-point wrenching. Includes washers. *For details on ARP oil pan stud kits refer to page 61 of this catalog.*

Application	Black Oxide		Stainless	
	Hex	12-Point	Hex	12-Point
CHEVROLET				
265-400 cid (w/ standard 2-pc. cork gasket)	234-1802	234-1801	434-1802	434-1801
265-400 cid (w/ 1-pc. rubber gasket)	134-1802	134-1801	434-1804	434-1803
Gen III/IV LS Series small block	134-6901	134-6902	434-6901	434-6902
Gen V 6.2L (LT1/LT4)	134-1806	134-1805	434-1806	434-1805
396-454 cid (w/ standard 2-pc. cork gasket)	235-1802	235-1801	435-1802	435-1801
396-454 cid (w/ 1-pc. rubber gasket)	135-1802	135-1801	435-1804	435-1803
CHRYSLER				
318-340-360 Wedge & 318-360 Magnum	200-1802	200-1801	400-1802	400-1801
5.7L & 6.1L Hemi	140-1802	140-1801	440-1802	440-1801
FORD				
289-302-351C & 351W (early model)	254-1802	254-1801	454-1802	454-1801
302-351W (late model with side rails)	254-1804	254-1803	454-1804	454-1803
390-428 cid FE Series	255-1802	255-1801	455-1802	455-1801
HOLDEN				
V8	105-1802	105-1801	405-1802	405-1801
PONTIAC				
350-455 cid	200-1802	200-1801	400-1802	400-1801

VALVE COVER BOLT KITS

ARP offers special valve cover bolts both as individual packages, or included in complete Engine & Accessory Kits (see page 73). The bolts are offered in a choice of chrome moly steel with a black oxide finish or polished ARP stainless. Additionally, you have a choice between conventional hex or 12-point wrenching.

Application	Black Oxide		Stainless	
	Hex	12-Point	Hex	12-Point
CAST ALUMINUM COVERS				
1/4-20 x 13/16" UHL, 8 pieces	100-7507	100-7503	400-7507	400-7503
1/4-20 x 13/16" UHL, 14 pieces	100-7504	100-7508	400-7508	400-7504
Chevy, Gen III/IV LS Series small block	100-7524	100-7523	400-7529	400-7530
Chevy Gen V 6.2L (LT1/LT4)	134-7502	134-7501	434-7502	434-7501
Chevy Duramax 6.6L (LB7)	100-7532	100-7531	400-7532	400-7531
Chevy Duramax 6.6L (LLY/LBZ/LMM/LML)	100-7534	100-7533	400-7534	400-7533
Chrysler 5.7L & 6.1L Hemi	140-7502	140-7501	440-7502	440-7501
Ford Racing M-6582-Z351	154-7503	154-7502	454-7503	454-7502
STAMPED STEEL COVERS				
350 Chevy, center bolt valve covers	100-7509	100-7510	400-7509	400-7510
1/4-20 x 1/2" UHL, 8 pieces	100-7505	100-7501	400-7505	400-7501
1/4-20 x 1/2" UHL, 14 pieces	100-7506	100-7502	400-7506	400-7502

ARP also manufactures valve cover stud kits, which are listed on page 58.



ENGINE & ACCESSORY FASTENER KITS

It's easy to assemble a show-quality engine when you use ARP's handy Engine & Accessory Fastener Kit. Virtually everything you need comes completely organized in one convenient package (no need to deal with twelve different part numbers)! More importantly, each and every fastener is superior in strength to the OEM bolts, and also significantly better than hardware grades (even Grade 8). You have a choice of two premium quality materials and finishes.

Those who desire a dazzling engine will no doubt prefer fasteners made of ARP's specially alloyed Stainless material, which has the added benefit of being virtually impervious to rust and corrosion. The stainless steel is polished to achieve a brilliant luster, and provides a distinctive, maintenance-free environment. Each kit has a dozen different type fasteners, all neatly organized and labeled in protective vacuum-wrapped packages.

Both materials are nominally rated at **180,000 psi** tensile strength and come in both hex and 12-point heads.


Please note that these kits are designed for carbureted engines. Newer EFI applications may require the purchase of additional fasteners.

- Each Kit Contains 12 Groups of Fasteners (except for Briggs & Stratton and Suzuki)
- Black Oxide Finish 8740 Chrome Moly Steel or Stainless Polished Steel
- Stronger Than Any Hardware Grades
- Choice Of Hex or 12-Point Heads
- Available For All Popular Engine Types
- 100% Satisfaction Guaranteed.
- Save Time, Money and Hassles!



Everything you need to attach components and accessories from a long block on up is packaged in one economical, convenient kit!

- Intake manifold bolts
- Valve cover bolts
- Thermostat housing bolts
- Alternator bracket bolts
- Distributor bracket bolts
- Motor mount bolts
- Oil pan bolts
- Coil bracket bolts
- Header bolts
- Front cover bolts
- Water pump bolts
- Fuel pump bolts



Application	Black Oxide		Stainless	
	Hex	12-Point	Hex	12-Point
BRIGGS & STRATTON				
4-cycle, 5 horsepower Jr. Dragster			500-9601	500-9501
CHEVROLET				
350-400 cid with headers (1986 & earlier) ①	534-9801	534-9701	534-9601	534-9501
305-350 cid with headers (1987-95)	534-9802	534-9702	534-9602	534-9502
350 LT1-LT4 with headers (1992-97)	534-9803	534-9703	534-9603	534-9503
305-350 Vortec with headers (1996 & later) except LS1 and LS6	534-9804	534-9704	534-9604	534-9504
Gen III/LS Series small block, with stock exhaust manifold or headers with 0.375-0.500" flange	534-9805	534-9705	534-9605	534-9505
396-454 cid ①	535-9801	535-9701	535-9601	535-9501
CHRYSLER				
318-340-360 Wedge ①	544-9801	544-9701	544-9601	544-9501
383-440 Wedge	545-9801	545-9701	545-9601	545-9501
FORD				
289-302 cid ①	554-9801	554-9701	554-9601	554-9501
Boss 302 ①	554-9802	554-9702	554-9602	554-9502
351 Cleveland	554-9804	554-9704	554-9604	554-9504
351 Windsor ①	554-9803	554-9703	554-9603	554-9503
390-428 FE Series	555-9802	555-9702	555-9602	555-9502
429-460 cid ①	555-9801	555-9701	555-9601	555-9501
PONTIAC				
350-455 cid ①	594-9801	594-9701	594-9601	594-9501
SUZUKI				
GSX 1300R Hayabusa - Case halves bolt kit				471-9501
GSX 1300R Hayabusa - Accessory bolt kit				571-9501

① 1987 & newer EFI engines or those with aftermarket components may require additional fasteners be purchased



FLYWHEEL BOLT KITS

Flywheel and Flexplate bolts play an important role in the performance and safety of race cars and street machines alike. That's why the fastener experts at ARP have developed special bolts that are far superior to OEM hardware. ARP offers two styles of Flywheel/Flexplate bolts: The premium grade Pro Series, originally developed for NASCAR competition, has a **200,000 psi** rating and the High Performance Series is rated at **180,000 psi**. They are both forged from aerospace alloy and heat-treated prior to thread rolling and machining. Both feature an exclusive, flat, 12-point head design and larger than stock shank diameter for increased strength and improved flywheel register. Complete with washers and nuts where applicable.

NOTE 1: All flywheel and flexplate bolts listed below are Pro Series 200,000 psi rated bolts unless noted otherwise.

NOTE 2: The thread size of metric fasteners is listed using international designations. For example, "M10" indicates a 10mm thread size.

NOTE 3: SMF = Single Mass Flywheel

Application	UHL	Thread Size	Part No.
BMC			
1600cc A Series	0.900	3/8-24	206-2802
BMW			
1.6L (N12 - N18) Mini Cooper (SMF) *3	0.800	M9 x 1.25	101-2801
2.3L (S14) (22mm UHL)	0.870	M12 x 1.5	201-2801
2.3L (S14) (28mm UHL)	1.100	M12 x 1.5	201-2802
CHEVROLET			
90° V6 & 265-454 V8 w/ 2pc. rear seal High Performance Series	1.000	7/16-20	100-2801
90° V6 & 265-454 V8 w/ 2pc. rear seal	1.000	7/16-20	200-2802
90° V6 & 305-502 V8 w/ 1pc. rear seal	1.000	7/16-20	200-2807
V8 with Tilton flywheel - uses 1/2" socket	0.875	7/16-20	330-2801
Gen III/IV LS Series small block	0.880	M11 x 1.5	330-2802
Gen V 6.2L (LT1/LT4) 2013 & later	1.125	M11 x 1.5	234-2801
6.6L Duramax diesel	1.600	M16 x 1.5	230-2801
CHRYSLER/DODGE			
SL6, 3.9L V6 & 273-440 V8 w/ 6 bolt crank	0.875	7/16-20	240-2801
Aftermarket 383-440 V8 & 426 Hemi w/ 8 bolt crank	0.875	1/2-20	245-2801
5.7L, 6.1L & 6.4L Hemi V8	1.000	M10 x 1.0	147-2801
5.9L 12V/24V Cummins diesel (2004 & earlier)	1.250	M12 x 1.25	147-2802
FORD			
1.8L & 2.0L Duratec	0.990	M12 x 1.0	251-2802
2.0L (YB Series) Cosworth	1.150	M10 x 1.0	251-2803
2.0L Zetec	0.900	M11 x 1.0	251-2801
2000cc Pinto	1.150	M10 x 1.0	151-2801

Application	UHL	Thread Size	Part No.
FORD (CONTINUED)			
4.6L & 5.4L Modular V8	1.000	M10 x 1.0	254-2801
5.0L Coyote V8	0.975	M10 x 1.0	156-2801
289-460 V8 - High Performance Series	1.000	7/16-20	100-2801
289-460 V8	1.000	7/16-20	200-2802
351 NASCAR V8 - uses 3/4" socket	0.925	7/16-20	350-2802
V8 with Tilton flywheel - uses 1/2" socket	0.950	7/16-20	350-2801
6.0L & 6.4L Powerstroke diesel (SMF) *3	2.015	M10 x 1.0	150-2802
6.4L Powerstroke diesel - crank flange adapter bolt kit	2.425	M12 x 1.25	150-2506
6.7L Powerstroke diesel	1.825	M12 x 1.5	150-2801
HONDA			
1.5L & 1.6L SOHC, D Series (6 pcs.)	0.780	M12 x 1.0	208-2801
1.6L, 1.7L, 1.8L & 2.0L DOHC B Series (8 pcs.)	0.890	M12 x 1.0	208-2802
HYUNDAI			
2.0L (G4KF)	1.000	M12 x 1.25	128-2801
JEEP			
4.0L inline 6	0.875	1/2-20	146-2801
MITSUBISHI			
2.0L (4B11) DOHC (2008 & later)	0.700	M12 x 1.25	207-2801
2.0L (4G63) DOHC (1992 & earlier) (6 pcs.)	0.825	M12 x 1.25	107-2802
2.0L (4G63) DOHC (1993-07) (7 pcs.)	0.825	M12 x 1.25	107-2801
2.0L (4G63) DOHC (1996-07) EVO 4-9 (7pcs.)	0.600	M12 x 1.25	107-2803
NISSAN			
2.0L (SR20DE/DET) 4-cyl	0.925	M10 x 1.0	102-2803

Red part numbers indicate new items

FLYWHEEL BOLTS (CONT.)

Application	UHL	Thread Size	Part No.
NISSAN (CONTINUED)			
2.4L (KA24) 4-cyl	1.000	M12 x 1.25	102-2802
2.5L (RB25) & 2.6L (RB26) inline 6	1.180	M12 X 1.25	102-2801
PONTIAC			
Iron Duke 4 cylinder (12 pcs.)	0.750	7/16-20	291-2801
350-455 V8 with washers (6 pcs.)	1.000	1/2-20	290-2802
PORSCHE			
2.0L-3.0L air cooled (1970-77)	1.000	M12 x 1.25	204-2802
3.0L-3.8L air cooled (1978-97)	0.770	M10 x 1.25	204-2801
ROVER			
K Series (6 pcs.)	0.826	M10 x 1.0	206-2803
SUBARU			
2.0L (FA20) DOHC	0.925	M10 x 1.0	260-2801
SUZUKI			
1.6L (M16A) DOHC	0.750	M10 x 1.25	171-2801

Application	UHL	Thread Size	Part No.
TOP FUEL			
8740 with washers (200,000 psi)	1.000	1/2-20	200-2804
L19 with washers (260,000 psi)	1.000	1/2-20	200-2805
TOYOTA			
1.6L (4AGE) DOHC (8 pcs.)	1.050	M10 x 1.25	203-2802
1.8L (2ZZGE) DOHC	0.875	M10 x 1.25	103-2802
2.0L (3SGTE) DOHC (8 pcs.)	1.000	M12 x 1.25	203-2801
2.0L (4UGSE)	0.925	M10 x 1.0	203-2804
2.2L (20R) & 2.4L (22R) (6 pcs.)	1.040	M11 x 1.25	203-2803
2.4L (2AZFE) DOHC (8 pcs.)	1.000	M12 x 1.25	103-2801
VAUXHALL/OPEL			
2.0L	0.985	M10 x 1.25	209-2801

Red part numbers indicate new items



FLEXPLATE BOLT KITS

Application	UHL	Thread Size	Part No.
CHEVROLET			
90° V6 & 265-454 V8 w/ 2pc. rear seal High Performance Series	0.680	7/16-20	100-2901
90° V6 & 265-454 V8 w/ 2pc. rear seal	0.680	7/16-20	200-2902
90° V6 & 305-502 V8 w/ 1pc. rear seal	0.725	7/16-20	200-2906
Gen III/IV LS Series small block	0.880	M11 x 1.5	244-2901
Gen III/IV LS Series small block w/ 700R4/ Turbo 350-400 adapter plate	1.075	M11 x 1.5	244-2902
Gen V 6.2L (LT1/LT4) small block	0.760	M11 x 1.5	234-2902
6.6L Duramax diesel	0.775	M16 x 1.5	230-2901
CHRYSLER/DODGE			
SL6, 3.9L V6 & 273-440 V8 w/ 6 bolt crank	0.500	7/16-20	200-2903
Aftermarket 383-440 V8 & Hemi w/ 8 bolt crank	0.500	1/2-20	200-2905
5.7L, 6.1L & 6.4L Hemi	0.700	M10 x 1.0	147-2902
5.9L 12V & 24V Cummins diesel	0.700	M12 x 1.25	147-2901
FORD			
2000cc & 2300cc Pinto	0.800	M10 x 1.0	251-2901
289-460 V8 - High Performance Series	0.680	7/16-20	100-2901
289-460 V8	0.680	7/16-20	200-2902

Application	UHL	Thread Size	Part No.
FORD (CONTINUED)			
4.6L & 5.4L Modular V8	0.800	M10 x 1.0	254-2901
6.0L & 6.4L Power Stroke diesel	0.275	M10 x 1.0	150-2902
6.7L Power Stroke diesel	0.825	M12 x 1.5	150-2901
JEEP			
4.0L inline 6	0.500	1/2-20	146-2901
MITSUBISHI			
2.0L (4G63) DOHC (1992 & earlier) (6 pcs.)	0.700	M12 x 1.25	107-2901
2.0L (4G63) DOHC (1993-07) (7 pcs.)	0.460	M12 x 1.25	107-2902
NISSAN			
2.4L (KA24) 4-cyl	0.460	M12 x 1.25	102-2902
2.5L (RB25) & 2.6L (RB26) inline 6	0.700	M12 x 1.25	102-2901
PONTIAC			
350-455 V8	0.675	1/2-20	200-2904
SUBARU			
2.0L (FA20) DOHC	0.925	M10 x 1.0	260-2901
TOYOTA			
2.0L (4UGSE) DOHC	0.925	M10 x 1.0	203-2901

Red part numbers indicate new items

TORQUE CONVERTER BOLTS

Application	UHL	Thread Size	Pro Series
CHRYSLER/DODGE			
Torqueflite 727 & 904 w/ production converter	0.450	5/16-24	240-7301
Torqueflite 727 & 904 w/ aftermarket converter	0.500	7/16-20	240-7302
NAG1 five speed automatic w/ production converter	0.700	M8 X1.25	147-7301
GENERAL MOTORS			
Powerglide, TH350 & TH400 w/ production converter	0.750	3/8-24	230-7301
Powerglide, TH350 & TH400 w/ most aftermarket converter	0.725	7/16-20	230-7302
Powerglide, TH350 & TH400 w/ race converter - 1/2" thick tabs	1.250	7/16-20	230-7303
200, 700, 4L60 & 4L80 (3pcs. car)	0.590	M10 x 1.5	230-7304
200, 700, 4L60 & 4L80 (6pcs. truck)	0.590	M10 x 1.5	230-7305
Universal IMCA Brenn drive flange kit (6 bolts)	1.250	7/16-20	230-7306

You can forget about the problem of shearing a torque converter bolt after you install these super strong **200,000 psi** gems. They are designed for each specific application and provide the optimum grip. Kits come with hardened parallel-ground washers.



CLUTCH COVER/PRESSURE PLATE BOLT KITS

The importance of pressure plate bolts in a racing or hi-performance street application cannot be emphasized nearly enough. These fasteners play a key role in both the performance and safety of a vehicle. Because of this, ARP has developed special pressure plate bolts that are application specific to ensure the optimum grip length. ARP offers High Performance Series bolts that are made from a premium grade chrome moly and hardened to a nominal tensile strength of **180,000 psi**. The Pro Series bolts, originally developed for NASCAR competition, are stronger and rated at **200,000 psi**. Both models feature a large diameter, low-profile design. Complete with washers.



Application	Thread Size	High Perf.	Pro Series
BMW			
1.6L (N12/N14N/16/N18) Mini (2008-15 Peugeot engine)	M8 x 1.25	101-2201	
MINI 1.6L W11/B16		101-2202	
CHEVROLET			
265-502 V8	3/8-16	130-2201	230-2202
350 LT1 1992-97	3/8-16	134-2202	
V8 with Tilton flywheel and 3 disk AP clutch	5/16-24		330-2202
V8 with Tilton flywheel (1.500 UHL bolts)	5/16-24		330-2203
Gen III/IV LS Series small block (10" & 11" clutch) .750 O.D.	M10 x 1.50	134-2201	
Gen III/IV LS Series small block (12" clutch) .625 O.D.	M10 x 1.50	134-2203	
CHRYSLER/DODGE			
5.7L & 6.1L Hemi	M10 X1.50	147-2201	
FORD			
289-460 V8 (1985 & earlier)	5/16-18	150-2201	250-2201
302-351W V8 (1986-95)	M8 x 1.25	150-2202	
4.6L & 5.4L Modular V8	M10 x 1.50	156-2201	
V8 w/ Tilton flywheel and 3 disk AP clutch (hex)	5/16-24		350-2202
V8 w/ Tilton flywheel and 3 disk AP clutch (12pt)	5/16-24		350-2203
HONDA			
SOHC D Series (6 pcs.)	M8 x 1.25	108-2201	
DOHC B Series (9 pcs.)	M8 x 1.25	108-2202	
NISSAN			
2.4L (KA24) 4-cyl (6 pcs.)	M8 x 1.25	102-2202	
2.0L (SR20DE) 4-cyl, 2.5L (RB25) & 2.6L (RB26) Inline 6 (9 pcs.)	M8 x 1.25	102-2201	
PONTIAC			
350-455 V8	3/8-16	190-2201	290-2201
SUZUKI			
1.6L (M16A)	M8 x 1.25	171-2201	
TOYOTA			
2.0L (20R) & 2.4L (22R)	M8 X1.25	103-2201	

Red part numbers indicate new items

BELLHOUSING BOLT & STUD KITS

These premium grade bolt and stud kits are engineered to properly engage the engine block threads and resist loosening. They're application-specific, and come in your choice of black oxide finished chrome moly or rust-proof stainless steel, with handy 12-point or standard hex heads. Washers and nuts included where applicable.



Application	Thread Size	Stud OAL	Black Oxide		Stainless		
			Bolt UHL	Hex	12-Point	Hex	12-Point
CHEVROLET - BELLHOUSING TO ENGINE BLOCK BOLT KITS							
V6 & V8	3/8-16	1.375		129-0901	129-0902	429-0901	429-0902
Gen III/LS Series small block	M10 x 1.5	1.375		134-0901	134-0902	434-0901	434-0902
CHRYSLER/DODGE - BELLHOUSING TO ENGINE BLOCK BOLT KITS							
273-318-340-360 Wedge	3/8-16 7/16-14	1.375 1.500/1.750		144-0901	144-0902	444-0901	444-0902
383-400-413-426-440 Wedge	3/8-16 7/16-14	1.375 2.000/2.250		145-0901	145-0902	445-0903	445-0902
FORD - BELLHOUSING TO ENGINE BLOCK BOLT KITS							
289-302-351W small block - Automatic Transmission	7/16-14	1.500		154-0901	154-0902	454-0901	454-0902
289-302-351W small block - Manual Transmission	7/16-14	1.500/2.250		154-0903	154-0904	454-0903	454-0904
TOP FUEL - BELLHOUSING TO ENGINE BLOCK STUD KITS							
Chevy, Chrysler KB Hemi	3/8	2.000			245-0901		445-0901
Top fuel motor plate, std.	7/16	2.150			245-0202		
Top fuel motor plate, w/ 1/4" spacer	7/16	2.400		245-0201			
UNIVERSAL - BELLHOUSING TO MANUAL TRANS STUD KITS							
7/16-14	7/16-14	2.750		100-0903	100-0904	400-0903	400-0904
1/2-13	1/2-13	2.750		100-0901	100-0902	400-0901	400-0902

PORSCHE TRANS MOUNT STUD KIT

These fasteners are manufactured from high strength ARP Stainless and are superior to the OEM Porsche fasteners.

Application	12-Point
PORSCHE	
911-930 Turbo	504-9502

AUTO TRANS PAN BOLT KITS



Application	12-Point
GENERAL MOTORS	
Turbo 350-400	430-0401



MANUAL TRANS CASE BOLT KITS

Application	Black Oxide		Stainless	
	Hex	12-Point	Hex	12-Point
GENERAL MOTORS				
Muncie 4 speed (1963-1968)	130-9803	130-9804	430-9803	430-9804
Muncie 4 speed (1969-1975)	130-9801	130-9802	430-9801	430-9802

REAR END COVER BOLT KITS

Here's an easy way to enhance the appearance of any GM 10 or 12-bolt rear end setup. ARP's stainless steel rear end cover bolts offer a lustrous contrast to a painted OEM cover or perfectly compliment a chrome plated aftermarket version. These bolts are nominally rated at **180,000 psi** and much stronger than stock (or even Grade 8) hardware, have precision machined threads for secure engagement, and won't rust. Washers included.



Application	UHL	Thread	Part No.
GENERAL MOTORS			
10-bolt	0.750	5/16-18	437-3001
12-bolt	0.750	5/16-18	437-3002

WATER PUMP & LOWER PULLEY BOLTS



To provide the reliability required in racing and high performance street applications, ARP offers these premium grade nominally rated **180,000 psi** fasteners to securely attach the water pump and lower pulleys. You can count on them to perform. Washers included.

Application	Thread	UHL	Socket Size	High Perf.	Stainless
CHEVROLET - LOWER PULLEY					
SB & BB, 12 pt, 3-pc.	3/8-24	0.750	3/8		430-6801
SB & BB, 12 pt, 3-pc.	3/8-24	2.125	1/2	334-6801	
FORD - LOWER PULLEY					
12 pt, 3-pc.	3/8-16	1.000	3/8	350-6801	450-6803
12 pt, 4-pc.	3/8-16	1.000	3/8	350-6802	450-6805
UNIVERSAL - WATER PUMP PULLEY					
12 pt, 4-pc.	5/16-24	0.750	3/8		430-6802

MOTOR MOUNT BOLTS

Secure any engine with complete confidence with ARP's rugged motor mount bolts. You can choose between black oxide finished 8740 chrome moly or corrosion-resistant stainless steel; choice of hex or 12-point head. Kits come complete with flat washers.

Application	Black Oxide		Stainless	
	Hex	12-Point	Hex	12-Point
CHEVROLET				
V6 & V8 mount to block	130-3102	130-3101	430-3102	430-3101
V6 & V8 mount to block with Energy Suspension mounts	130-3106	130-3107	430-3106	430-3107
V6 & V8 mount to frame	130-3105		430-3105	
Gen III LS Series small block - mount bracket to block (6 pc.)	134-3102	134-3101	434-3102	434-3101
Gen III/IV LS Series small block - mount bracket to block (8 pc.)	134-3104	134-3103	434-3104	434-3103
CHRYSLER/DODGE				
5.7L & 6.1L Hemi	140-3102	140-3101	440-3102	440-3101
FORD				
289-302-351W	150-3102	150-3101	450-3102	450-3101
PONTIAC				
All V8	190-3102	190-3101	490-3102	490-3101

Red part numbers indicate new items



800-826-3045



Find New Kits

RING GEAR BOLT KITS

The tremendous shock loads generated at launch by most any drag racing vehicle equipped with today's sticky tire compounds or the acceleration and deceleration of oval track cars put considerable strain on the ring gear. For this reason, the fastener experts at ARP have developed the Pro Series ring gear bolts. They're forged from premium grade 8740 chrome moly steel and are heat-treated to a nominal rating of **200,000 psi** tensile strength. Specially hardened, precision-ground washers are included where required. Available to fit most any ring gear setup ranging from popular 9" Ford GM 10 & 12-bolt rear ends to the beefy Strange differentials found in Top Fuel and Funny Car applications.



TECH NOTE

It is critically important to properly tighten ring gear bolts and make sure they don't loosen. This is especially important in drag cars with tire shake. It's also a good idea to check bolt tightness on a routine basis. If you use a locking compound (like Loc-Tite), it is best to install the ring gear first without any compound, then remove the bolts one at a time, reinstalling them with the compound. Be sure and torque each bolt before going on to the next one, because the Loc-Tite sets up fast. Install and torque the bolts in an alternating or crossing pattern to distribute the load evenly around the ring gear.

Application	UHL	Thread	Part No.
CHRYSLER			
7 1/4" and 8 3/4" (1972 & earlier) .390 grip	0.835	3/8-24 LH	240-3001
Clutch-type LSD- case half bolts with washers	2.800	3/8-24 LH	250-3006
FORD			
8" ring gear bolt kit with washers	0.940	7/16-20	250-3009
9" uses 5/8" socket	0.940	7/16-20	250-3002
8.8" and 9" uses 3/4" socket	0.750	7/16-20	250-3003
Ring gear bolt kit with washers, 1/2" shank	1.060	7/16-20	350-3004
GENERAL MOTORS			
8.2" 10-bolt and all 12-bolt	0.800	3/8-24	230-3001
7.2", 7.5", 7.625" and 8.5" 10-bolt	0.850	7/16-20 LH	230-3002
STRANGE			
Top Fuel differential with washers	1.200	7/16-20	250-3001
VOLKSWAGEN			
VW 020 ring gear bolt kit with 12pt nuts	1.200	M9 x 1.00	204-3001
VW 02A ring gear bolt kit with 12pt nuts	1.180	M10 x 1.25	204-3002
VW 02M ring gear bolt kit with 12pt nuts	1.100	M9 x 1.00	204-3003

CARRIER FASTENERS

When assembling a rear end, optimum reliability can be obtained by employing these rugged chrome moly bolts and studs.



Application	UHL	Thread	Part No.
FORD			
8" carrier bearing stud kit	2.600	7/16-14,7/16-20	250-3008
8" and 9" pinion support bolt kit	1.000	3/8-16	250-3007
9" carrier bearing stud kit	3.250	1/2-13, 1/2-20	250-3004
9" carrier bearing stud kit, H case (hex)	3.400	1/2-13, 1/2-20	250-3012
9" carrier bearing stud kit, H case (12pt)	3.400	1/2-13, 1/2-20	250-3013
9" housing stud kit (10 pcs.)	1.645	3/8-24	250-3005
9" pinion support stud kit (12 pt, ss)	2.000	3/8-16, 3/8-24	250-3010
9" pinion support stud kit (hex, ss)	2.000	3/8-16, 3/8-24	250-3011
9" pinion support stud kit (12 pt, blk)	2.000	3/8-16, 3/8-24	250-3020
9" pinion support stud kit (hex, blk)	2.000	3/8-16, 3/8-24	250-3021

BRAKE HAT BOLT KITS

The perfect upgrade for many original brake hat bolts, this ARP kit features bolts produced from only the finest quality 8740 chrome moly. Features an exclusive 12-point cap screw design and appropriate grip length per the application. All ARP brake hat bolts are drilled to permit safety wiring. Rated **200,000 psi** tensile strength.



Application	UHL	Part No.
5/16-24 with washers	0.880	300-0801
5/16-18 with washers	0.850	300-0802
1/4-28 (48 pcs.)	0.750	300-0803

DRIVE PLATE BOLT KITS

Developed for racers who leave nothing to chance, ARP's special drive plate bolts have many important features, including use of a premium grade chrome moly alloy, heat-treating to **200,000 psi**, J-form thread rolling after heat-treat and a special profile. The bolts come with special precision-ground washers.

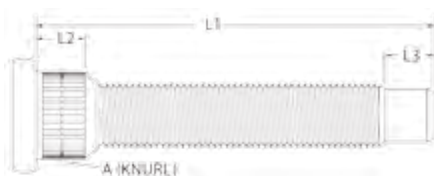


Application	UHL	Part No.
7/16-14, 12 pt, drilled (8 pcs.)*	1.500	200-3401
7/16-14, 12 pt, drilled (5 pcs.)*	1.500	200-3402

*For use with most "Wide Five" drive hubs

WHEEL STUDS

ARP's heat-treated 8740 chrome moly wheel studs are a much-needed replacement for any car engaged in oval track or drag racing competition. They have a tensile strength of **200,000 psi** and are able to easily handle the tremendous acceleration shock loads (shear) and lateral forces (elongation) found in racing. The studs are sold in 4 or 5 packs and are cadmium plated for extra durability. Nuts not included. Now available for all popular applications.



Application	A Knurl Dia.	L1 UHL	L2 Knurl Length	L3 Nose Length	Thread Size	Part No.
CHRYSLER						
Chrysler, rear	0.680	3.125	0.400	0.400	1/2-20	100-7705
DODGE						
Neon, front	0.585	2.450	0.256	0.360	M12 x 1.50	100-7721
FORD						
Ford, rear disc brakes/Chrysler front	0.625	3.500	0.400	0.437	1/2-20	100-7703
Ford, front disc brakes, early	0.618	3.050	1.000	0.250	1/2-20	100-7707
Mustang II front	0.554	3.435	0.390	0.435	1/2-20	100-7714
Mustang (1994-04) front	0.595	3.110	0.300	0.300	1/2-20	100-7724
Mustang (2005 & later) front	0.550	3.315	0.300	0.300	1/2-20	100-7722
Mustang (2005 & later) rear & most late model Fords w/ front & rear disc brakes	0.615	3.115	0.300	0.300	1/2-20	100-7723
GM						
Late GM drum brake	0.486	3.165	0.420	0.308	7/16-20	100-7701
Late GM disc brake and early drum brake	0.580	3.200	0.300	0.305	7/16-20	100-7702
Late GM Camaro, Firebird, Corvette	0.509	2.000	0.315	0.200	M12 x 1.50	100-7726
Late GM Camaro, Firebird, Corvette	0.509	2.500	0.315	0.200	M12 x 1.50	100-7725
Late GM Camaro, Firebird, Corvette	0.509	2.500	0.315	none	M12 x 1.50	100-7708
Late GM Camaro, Firebird, Corvette	0.509	3.250	0.315	none	M12 x 1.50	100-7713
Corvette C5 Short 1/2" conversion	0.509	1.950	0.300	0.300	1/2-20	100-7730
Corvette C5 1/2" conversion	0.509	2.675	0.300	0.300	1/2-20	100-7731
HONDA						
Stock replacement (1996 & earlier) 4 pack	0.485	1.850	0.275	0.350	M12 x 1.50	100-7709
Stock replacement (1997 & later) 5 pack	0.485	1.850	0.275	0.350	M12 x 1.50	100-7710
Extended length (1996 & earlier) 4 pack	0.485	2.850	0.275	0.350	M12 x 1.50	100-7711
Extended length (1997 & later) 5 pack	0.485	2.850	0.275	0.350	M12 x 1.50	100-7712
LEXUS						
IS 300	0.558	2.600	0.230	none	M12 x 1.50	100-7715
MAZDA						
Miata, front and rear (1990-93) & front (1994-05) 4 pack	0.507	2.750	0.335	0.350	M12 x 1.50	100-7719
Miata, rear (1994-05) 4 pack	0.579	2.750	0.300	0.350	M12 x 1.50	100-7720
MITSUBISHI						
Lancer EVO VIII	0.565	3.000	0.270	0.350	M12 x 1.50	100-7717
SUBARU						
BRZ & WRX (stock replacement)	0.565	1.750	0.270	none	M12 x 1.25	100-7727
BRZ & WRX (extended length with nose)	0.565	1.950	0.270	0.200	M12 x 1.25	100-7728
BRZ & WRX (extended length with nose)	0.565	2.535	0.270	0.200	M12 x 1.25	100-7729
BRZ & WRX (extended length with nose)	0.565	3.000	0.270	0.350	M12 x 1.25	100-7716
TOYOTA						
Celica GTS (1986-89) front	0.565	2.340	0.325	0.363	M12 x 1.50	100-7718
OTHERS						
Aftermarket axles, 12 pt style head	none	3.470	none	0.500	1/2-20	100-7704
Speedway Engineering and Frankland full floating hubs	0.568	2.970	0.710	0.465	1/2-20	100-7706

SPRINT CAR DRIVE PINS

ARP sprint car drive pins feature a broached hex for ease of installation and proper pre-load while the rounded end facilitates quick, positive wheel location. All critical shear points feature a large radius for improved reliability and maximum load carrying capacity. Drive pins are rated **200,000 psi** tensile strength.

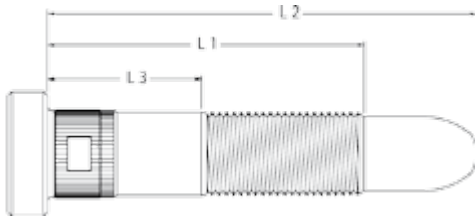


Application	Thread	Part No.
Front, 2.450" OAL	1/2-20	200-2601
Rear, 3.275" OAL	1/2-20	200-2602



NOTE: The products listed in this section have been designed to comply with NASCAR® rules. No specific endorsement by NASCAR® is implied.

SPEED STUDS™




Because races can be won or lost in the pits, the engineers at ARP set about to create the ultimate oval track competition wheel stud that facilitates accurate wheel positioning and quicker release/tightening of lug nuts. ARP's new "Speed Studs" (and companion "Speed Nuts") are so good that a large number of NASCAR teams in Sprint Cup, Xfinity and Camping World Truck Series use them exclusively. They're made from heat-treated **200,000 psi** chrome moly steel and feature precision J-form threads (formed after heat-treat for improved fatigue strength), exclusive nut-starter and bullet shape radius that all but eliminates cross-threading, shot-peening, special baked-on dry film lubricant (reduces possibility of galling and assures consistent clamp loads), and double magnaflux inspection. A new head design is employed that fits the registers of all popular hubs without grinding, and studs are available in 31 underhead lengths to provide you with the optimum thread engagement for your particular setup. The finest studs available!



SPEED NUTS™

200,000 PSI tensile strength



Designed for professional racing environments where split-second improvements in pit stop times can make the winning difference, and "unbustable" reliability is an absolute must. ARP's Speed Nuts feature a profiled nut face for easy installation, quicker socket releases and resistance to jamming. They're made from premium heat-treated chrome moly that's nominally rated at **200,000 psi** tensile strength, shot-peened to remove stress risers and double magnafluxed after heat-treating and thread-forming to assure 100% metallurgical integrity. Coated with Alumotef III gold coating. Speed Nuts are ready for "instant" use (thread chasing not required).

L1 - Thread Length	L2 - UHL	L3 - Knurl Length	Part No.
FINE THREAD (THREAD SPECS - 5/8-18, KNURL DIAMETER - .660)			
1.600	2.450	0.500	300-7710
1.700	2.550	0.600	300-7711
1.750	2.600	0.650	300-7725
1.800	2.650	0.700	300-7712
1.850	2.700	0.750	300-7726
1.900	2.750	0.675	300-7705
1.950	2.800	0.850	300-7727
2.000	2.850	0.900	300-7713
2.050	2.900	0.825	300-7706
2.100	2.950	1.000	300-7714
2.150	3.000	1.050	300-7728
2.200	3.050	1.100	300-7715
2.250	3.100	1.150	300-7734
2.300	3.150	1.200	300-7716
2.350	3.200	1.250	300-7729
2.400	3.250	1.200	300-7707
2.450	3.300	1.350	300-7730
2.500	3.350	1.400	300-7717
2.550	3.400	1.350	300-7708
2.600	3.450	1.500	300-7718
2.650	3.500	1.550	300-7731
2.700	3.550	1.600	300-7719
2.750	3.600	1.550	300-7709
2.800	3.650	1.700	300-7720
2.850	3.700	1.750	300-7732
2.900	3.750	1.800	300-7721
2.950	3.800	1.850	300-7733
3.000	3.850	1.900	300-7722
3.100	3.950	2.000	300-7723
3.200	4.050	2.100	300-7724
COARSE THREAD (THREAD SPECS - 5/8-11, KNURL DIAMETER - .685)			
1.900	2.650	0.500	300-7806*
1.850	2.650	0.950	300-7803*
3.220	4.031	0.750	300-7804*

* These kits have black oxide finish.

Note: All Speed Stud™ applications fit Stock Car Products and Speedway Engineering Hubs without grinding or modifications.

Application	Thread	Part No.
NASCAR, 10-piece, fine	5/8-18	300-7801
IMCA Wide 5, 10-piece, coarse	5/8-11	300-7802



The #21 Wood Brothers Ford proudly uses ARP and runs the sticker.



Richard Childress Racing uses ARP fasteners throughout their cars and Ryan Newman's #31 car carries the ARP logo.

INTAKE MANIFOLD BOLT KITS



Not only will these premium quality ARP fasteners help prevent intake manifold leaks, but **one is drilled to allow for a seal wire**. What's more, they're nominally rated at **180,000 psi** and feature precision rolled threads for optimum engagement, to prevent galling and promote more consistent torque loading. Wide underhead flange design and companion flat washers provide even load distribution and facilitates optimum sealing of gasket surfaces. Made of corrosion resistant stainless steel. Washers included and bolt drilled for NASCAR inspector's wire seal.

Application	Part No.
CHEVROLET	
SB 2, drilled	334-2104
SB 2, tall deck	334-2105
Small block, 1.000", drilled	334-2102
Small block, 1.250", drilled	334-2103
V6 Chevy 90°, 1.000", drilled	333-2101
FORD	
SVO 351 cid, Jack Roush design, drilled	354-2102

DRILLED HEADER BOLTS

ARP offers special NASCAR header bolts that have been drilled for use of safety wire. They are made from heat-treated 8740 chrome moly steel with a black oxide finish or Stainless steel that is polished to a bright shine. Both materials are nominally rated at **180,000 psi** tensile strength – considerably stronger than Grade 8 hardware, and engineered to provide complete reliability in the most severe racing environments. They are available in hex or 12-point heads. Through use of safety wire, exhaust headers will maintain original tightness and can't back off!



Application	Qty	Dia.	UHL	Wrenching	Black Oxide		Stainless	
					Hex	12-Point	Hex	12-Point
CHEVROLET								
Chevy small block, drilled	12	3/8	0.750	3/8	100-1103	100-1203	400-1103	400-1203
Chevy big block, drilled	16	3/8	0.875	3/8			400-1104	400-1204
UNIVERSAL								
Universal, drilled	16	3/8	0.750	3/8			400-1105	400-1205
Universal, drilled	12	3/8	0.875	3/8			400-1106	400-1206

BRAKE HAT BOLT KITS



The perfect upgrade for many original brake hat bolts, this ARP kit features bolts produced from only the finest quality 8740 chrome moly. Features an exclusive 12-point cap screw design and appropriate grip length per the application. All brake hat bolts are drilled for safety wire lock. Rated **200,000 psi** tensile strength.


Application	UHL	Part No.
5/16-24, 32 pieces	0.880	300-0801
5/16-18, 32 pieces	0.850	300-0802
1/4-28, 48 pieces	0.750	300-0803

The RCR trademarks used by authority of RCR Enterprises, LLC. The stylized No. 31 and the RCR logo are registered trademarks of RCR Enterprises, LLC. The Wood Brothers Racing trademarks are used by authority from Wood Brothers Inc.

DRILLED CARB STUDS



The best way to make sure that carburetors stay perfectly sealed to the intake manifold is through the use of ARP's carb studs, which feature J-form threads to resist loosening from vibration. They're offered in a variety of heights to accommodate most any combination of carb and spacer, and are available in 8740 chrome moly with a black oxide finish. Special NASCAR type studs have **one of the studs drilled** to facilitate sealing the carb by race officials. All carb studs include a nut starter nose (except where noted) and kits come with hex nuts and washers.



Application	Pieces	OAL	Part No.
Standard, drilled for NASCAR wire seal	4	1.700	300-2401
Standard with Moroso #64919 return spring kit	4	1.700 (2) & 2.050 (2)	300-2421
Standard with Moroso #64927 return spring kit	4	1.700 (3) & 2.050 (1)	300-2424
1/2" spacer, drilled for NASCAR wire seal	4	2.225	300-2402
1" spacer, drilled for NASCAR wire seal	4	2.700	300-2403
2" spacer, drilled for NASCAR wire seal	4	3.700	300-2404
2" spacer, drilled for NASCAR wire seal	8	1.700 (7) & 2.225 (1)	300-2406
1" Moroso spacer, drilled for NASCAR wire seal	4	2.700	300-2407
1" spacer with Moroso #64919 return spring kit	4	1.700 (2) & 2.050 (2)	300-2420
1" spacer with Moroso #64927 return spring kit	4	1.700 (3) & 2.050 (1)	300-2423
1-1/4" Moroso spacer, drilled for NASCAR wire seal	4	3.200	300-2408
2" Moroso spacer, drilled for NASCAR wire seal	8	1.250* (4) & 1.700 (1) & 1.700 (3)	300-2409
2" Moroso spacer with Moroso #64919 return spring kit	8	1.250* (4) & 1.700 (2) & 2.050 (2)	300-2419
2" Moroso spacer with Moroso #64927 return spring kit	8	1.250* (4) & 1.700 (3) & 2.050 (1)	300-2422

*Does not have nut starter nose Red part numbers indicate new items

ALTERNATOR STUDS



Strange as it may seem, there have been many races lost in oval track, off-road and endurance competition due to the OEM alternator stud failing and the subsequent loss of electrical power. To prevent this from ever happening, conscientious engine builders rely on ARP's "bulletproof" alternator studs. They're made from a premium grade 8740 chrome moly steel alloy and heat treated to a nominal **200,000 psi** tensile strength. They are very rigid and won't bend under the stress of competition, eliminating problems with alternator pulley alignment. Here's more reliable "insurance" from the innovators at ARP. Available in 5.000" and 5.250" lengths. Includes a 12-point nut and flat washer.

Description	OAL	Coarse Thread Length	Fine Thread Length	Part No.
7/16 stud	5.000	1.000	1.000	300-0501
7/16 stud	5.250	1.000	1.000	300-0502

FRONT MANDREL BOLTS

Get maximum reliability through the use of ARP's rugged 8740 chrome moly steel front mandrel bolts. They're undercut to provide the required stretch, shot-peened for extra durability and designed for full thread engagement. Nominally rated at **200,000 psi** tensile strength for durability you can count on! Available for GM and Ford applications.



Application	Dia.	Length	Thread Length	Socket Size	Head Style	Part No.
GENERAL MOTORS						
	7/16	6.000	1.100	1/2	12-point	330-0701
	1/2	6.000	1.100	9/16	12-point	330-0702
	7/16	6.250	1.150	9/16	12-point	330-0703
	1/2	4.000	0.750	15/16	Hex	330-0704
	1/2	4.000	0.625	15/16	Hex	330-0705
	1/2	3.750	0.625	15/16	Hex	330-0706
	1/2	3.250	0.750	15/16	Hex	330-0707
	7/16	5.000	1.000	1/2	12-point	330-0708
	7/16	5.500	1.000	1/2	12-point	330-0709
FORD						
	5/8	8.000	1.100	15/16	Hex	350-0701
	5/8	8.375	1.000	15/16	Hex	350-0702
	5/8	7.000	1.000	15/16	Hex	350-0703





Scheid Diesel wins pulling championships with ARP.



Rock Hard Ram has won multiple championships with ARP.

ARP DIESEL

It's a proven fact that OEM head bolts are the weak link in a diesel engine; especially if the engine has been modified. That's because Chevy Duramax, Dodge/Cummins and Ford Power Stroke engines are all assembled using "Torque To Yield" (TTY) bolts and preloaded to yield and beyond (typically 100-110%). Any increases in combustion pressure can lead to problems like blown head gaskets or catastrophic engine failure. And because TTY bolts are yielded by design, they should never be re-used.

ARP solves the problem by offering stronger head studs that are designed for higher clamping loads. They are available in several different strength materials to safely handle applications from performance street to all-out competition.

HEAD STUDS

Application	Part No.
CHEVROLET/GMC	
6.2L GMC M12	130-4062
6.6L Duramax (2001 & later) LB7/LLY/LBZ/LMM ARP2000	230-4201
6.6L Duramax (2001 & later) LB7/LLY/LBZ/LMM Custom Age 625+	230-4202
DODGE/RAM	
3.9L (4BT) Cummins ARP2000	247-4206
3.9L (4BT) Cummins Custom Age 625+	247-4207
5.9L 12V Cummins (1989-98) ARP2000	247-4203
5.9L 12V Cummins (1989-98) Custom Age 625+	247-4205
5.9L & 6.7L 24V Cummins (1998 & later) ARP2000	247-4202
5.9L & 6.7L 24V Cummins (1998 & later) Custom Age 625+	247-4204
FORD	
6.0L Powerstroke ARP2000 - inner row M8 head bolts sold separately	250-4202
6.0L Powerstroke - inner row M8 head bolts	250-4206
6.0L Powerstroke Custom Age 625+ - Inner row M8 head bolts included	250-4205
6.4L Powerstroke ARP2000 - Inner row M8 head bolts included	250-4203
6.7L Powerstroke ARP2000	250-4301
6.9L International	150-4069
7.3L International (1988-94) ARP2000	250-4204
7.3L Power Stroke (1993-03) ARP2000	250-4201
NISSAN	
2.5L (YD25) 4-cylinder ARP2000	202-4306
OLDSMOBILE	
5.7L (350 cid)	184-4003
VOLKSWAGEN/AUDI	
1.6L & 1.9L Turbo & Non-Turbo (1982-02) ARP2000	204-4706

Similar improvements over factory TTY bolts are provided by high strength ARP main studs. And there's more. With increased performance you need the extra security that ARP flywheel and flexplate bolts can provide.

Given the growth in extreme diesel competition and street add-ons, ARP is continually developing additional diesel kits. Please check our dedicated diesel site – ARPdiesel.com for the latest announcements and new kit information.



MAIN STUDS

Application	Part No.
CHEVROLET/GMC	
6.6L Duramax (2005 & earlier) LB7/LLY	230-5401
6.6L Duramax (2006 & later) LBZ/LMM	230-5402
DODGE/RAM	
Dodge/Cummins 3.9L 4BT, 2 bolt	247-5404
5.9L 12V Cummins (1997 & earlier), 2 bolt	247-5402
5.9L 24V Dodge/Cummins 5.9L 24V Late '97-'06, 2-bolt	247-5401
5.9L 24V Dodge/Cummins (2004 & later) with factory block stiffener plate, 0.600" counter bore, 2 bolt	247-5403
6.7L Dodge/Cummins (2007 & later) with factory block stiffener plate, 2 bolt	247-5405
FORD	
6.0L Powerstroke, 4 bolt	150-5801
6.4L Powerstroke, 4 bolt	150-5802
6.7L Powerstroke, 4 bolt ARP2000	250-5802
7.3L Powerstroke (1993-03), 4 bolt	250-5801
NISSAN	
2.5L (YD25) 4-cylinder ARP2000	202-5803
OLDSMOBILE	
5.7L (350 cid)	184-5402

Red part numbers indicate new items

800-826-3045



Find New Kits

ROD BOLTS



Application	Part No.
CHEVROLET/GMC	
6.6L Duramax LB7/LLY/LBZ/LMM ARP2000	230-6301
DODGE/RAM	
3.9L (4BT) Cummins (Angled cap rod) ARP2000	247-6304
5.9L 12V/24V Cummins ARP2000	247-6303
FORD	
6.0L & 6.4L Powerstroke ARP2000	250-6301
7.3L Powerstroke PM rod (2001-2003) ARP2000	250-6302
7.3L Powerstroke forged rod (1994-2000)	250-6303
NISSAN	
2.5L (YD25) 4-cylinder ARP2000	202-6008

HARMONIC DAMPER KITS

Application	Part No.
Chevy 6.6L Duramax - bolt	129-2503
Chevy Duramax - washer	200-8793
Dodge/Ram 5.9L 12V/24V Cummins (2007 & earlier) - bolt & washer	147-2502
Dodge/Ram 5.9L & 6.7L 24V Cummins (2008 & later) - bolt & washer	147-2503
Ford 6.0L & 6.4L Powerstroke - bolt & washer	150-2505
Ford 6.7L Powerstroke - bolt & washer	150-2504

FLYWHEEL & FLEXPLATE BOLTS



Application	UHL	Thread Size	Part No.
FLYWHEEL BOLTS			
Chevy/GMC 6.6L Duramax	1.600	M16 x 1.5	230-2801
Dodge/Ram 5.9L 12V/24V Cummins (2004 & earlier)	1.250	M12 x 1.25	147-2802
6.0L & 6.4L Powerstroke (single mass flywheel)	2.015	M10 x 1.0	150-2802
Ford 6.4L Powerstroke Crank flange adapter bolt kit	2.425	M12 x 1.25	150-2506
Ford 6.7L Powerstroke	1.825	M12 x 1.25	150-2801
FLEXPLATE BOLTS			
Chevy/GMC 6.6L Duramax	1.775	M16 x 1.5	230-2901
Dodge/Ram 5.9L 12V & 24V Cummins	0.700	M12 x 1.25	147-2901
Ford 6.0L & 6.4L Powerstroke	1.275	M10 x 1.0	150-2902
Ford 6.7L Powerstroke	1.825	M12 x 1.25	150-2901

Red part numbers indicate new items

VALVE COVER BOLTS

Application	Hex	12-Point
CHEVROLET/GMC		
6.6L Duramax LB7 (Black oxide)	100-7532	100-7531
6.6L Duramax LB7 (Stainless)	400-7532	400-7531
6.6L Duramax LBZ/LLY/LML/LMM (Black oxide)	100-7534	100-7533
6.6L Duramax LBZ/LLY/LML/LMM (Stainless)	400-7534	400-7533

RING COMPRESSORS

Size	Part No.	Size	Part No.	Size	Part No.
3.740	899-7400	4.070	900-0700	4.130	900-1300
3.750	899-7500	4.075	900-0750	4.140	900-1400
3.760	899-7600	4.080	900-0800	4.155	900-1550
4.060	900-0600	4.090	900-0900	4.212	900-2125

**see our full line of ring compressors on page 104*

ARP is Proud to sponsor these fine diesel performance series





Fuller Moto updates a vintage Ducati with ARP strength.



Mike Follmer Racing's Yamaha FZR runs ARP

ARP POWERSPORTS

ARP's exploits in racing are common knowledge the world over. You'll find ARP® head and main studs, connecting rod bolts and valve train fasteners employed by leading race teams on land and water. What is not common knowledge, however, is ARP's involvement in the powersports market. Motorcycles, high speed carts and watercraft run at very high rpms and put tremendous stress on light-weight parts. ARP fasteners are up to the challenge.

Given the extreme enthusiasm in the powersports market and newly developed power enhancements for these applications, ARP is continually developing additional powersports kits. Please check our dedicated website – ARPpowersports.com for the latest announcements and new kit information.

ROD BOLTS

Application	Part No.
BMW S1000RR Motorcycle	201-6202
Sea-Doo/Rotax RXP-X255	168-6001
Suzuki GSX 1300 Hayabusa	271-6301
Triumph Bonneville 650cc motorcycle (1956-72)	206-6009

HEAD BOLTS

Application	Part No.
Harley Davidson - (1948-84) all Pan heads and Shovel heads	460-3601
Harley Davidson - (1953-73) XL's	460-3602

HEAD STUDS

Application	Part No.
BMW S1000RR Motorcycle	201-4306
Polaris RZR 1000 ARP2000	288-4701
Sea-Doo/Rotax RXP-X255	168-4201
Suzuki GSX 1300 Hayabusa	271-4701

MAIN BOLTS


Application	Part No.
BMW S1000RR Motorcycle	201-5201

MAIN STUDS

Application	Part No.
Honda CBR 1000RR Motorcycle	208-5405
Polaris RZR 1000	188-5401
Sea-Doo/Rotax RXP-X255	168-5501
Suzuki GSX 1300 Hayabusa	271-5401



The Polaris RZR 1000



Polaris RZR 1000 head and main stud kits

ENGINE & ACCESSORY BOLTS

Application	Stainless
Suzuki GSX 1300 Hayabusa - case half bolt kit	471-9501
Suzuki GSX 1300 Hayabusa - accessory bolt kit	571-9501

Red part numbers indicate new items

800-826-3045



Find New Kits

**STAINLESS STEEL
& CHROME MOLY 5-PACKS
WITH WASHERS**



Stainless Steel & Chrome Moly Bolts
Available in Standard Sizes From #10 to 1/2"
and Metric Sizes From M6 to M12
With Underhead Lengths Ranging
From 1/2" to 6". Hex or 12-Pt. Heads.
Packaged In Convenient 5-Pack Cards.

NOTE:
Packed 5
on a card
with washers



Now you can use premium quality ARP stainless steel or chrome moly fasteners to install most anything on a car, boat or trailer. ARP's specially alloyed stainless steel bolts and heat-treated 8740 chrome moly bolts with black oxide finish are nominally rated at **180,000 psi** tensile strength to provide a substantial extra margin of safety over Grade 8 hardware.

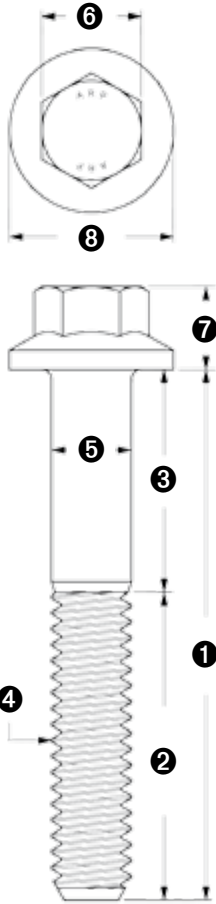
What's more, you can't beat the gorgeous looks of ARP's specially polished stainless steel fasteners, and their ability to resist rust. They're truly maintenance free!

You can get **5-packs** of any diameter bolt from #10 to 1/2" or M6 to M12 in lengths ranging from 1/2" to 6" in your choice of hex or 12-point heads with washers included. Matching nuts are also available (see pages 95-97).



STANDARD BOLT 5-PACKS

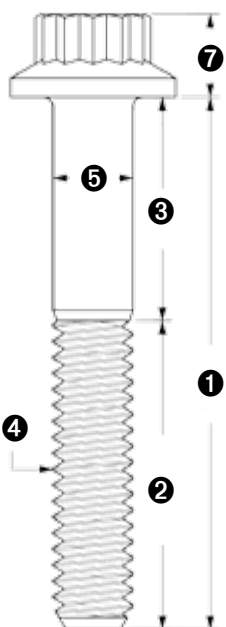
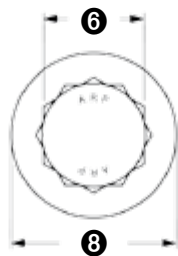
	UHL ①	Thread Length ②	Grip Length ③	Black Oxide		Stainless	
				Hex	12 point	Hex	12 point
10-24 ④ .190" thread diameter 24 threads per inch ⑥ 1/4" wrenching ⑦ 0.260" head height ⑧ 0.365" collar diameter	0.500	0.500	*				701-0500
	0.625	0.625	*				701-0625
	0.750	0.750	*				701-0750
	1.000	01.000	*				701-1000
1/4-20 ④ 1/4" thread diameter 20 threads per inch ⑤ 1/4" grip diameter ⑥ 5/16" wrenching ⑦ 0.255" head height ⑧ 0.515" collar diameter	0.515	0.515	*	650-0515	640-0515	621-0515	611-0515
	0.750	0.750	*	650-0750	640-0750	621-0750	611-0750
	1.000	1.000	*	650-1000	640-1000	621-1000	611-1000
	1.250	1.000	0.250	650-1250	640-1250	621-1250	611-1250
	1.500	1.000	0.500	650-1500	640-1500	621-1500	611-1500
	1.750	1.000	0.750	650-1750	640-1750	621-1750	611-1750
	2.000	1.000	1.000	650-2000	640-2000	621-2000	611-2000
	2.250	1.000	1.250	650-2250	640-2250	621-2250	611-2250
	2.500	1.000	1.500	650-2500	640-2500	621-2500	611-2500
	2.750	1.000	1.750	650-2750	640-2750	621-2750	611-2750
	3.000	1.000	2.000	650-3000	640-3000	621-3000	611-3000
	3.250	1.000	2.250	650-3250	640-3250	621-3250	611-3250
	3.500	1.000	2.500	650-3500	640-3500	621-3500	611-3500
3.750	1.000	2.750	650-3750	640-3750	621-3750	611-3750	
4.000	1.000	3.000	650-4000	640-4000	621-4000	611-4000	
4.250	1.000	3.250	650-4250	640-4250	621-4250	611-4250	
4.500	1.000	3.500	650-4500	640-4500	621-4500	611-4500	
4.750	1.000	3.750	650-4750	640-4750	621-4750	611-4750	
5/16-18 ④ 5/16" thread diameter 18 threads per inch ⑤ 5/16" grip diameter ⑥ 3/8" wrenching ⑦ 0.300" head height ⑧ 0.620" collar diameter	0.560	0.560	*	651-0560	641-0560	622-0560	612-0560
	0.750	0.750	*	651-0750	641-0750	622-0750	612-0750
	1.000	1.000	*	651-1000	641-1000	622-1000	612-1000
	1.250	1.250	*	651-1250	641-1250	622-1250	612-1250
	1.500	1.000	0.500	651-1500	641-1500	622-1500	612-1500
	1.750	1.000	0.750	651-1750	641-1750	622-1750	612-1750
	2.000	1.000	1.000	651-2000	641-2000	622-2000	612-2000
	2.250	1.000	1.250	651-2250	641-2250	622-2250	612-2250
	2.500	1.000	1.500	651-2500	641-2500	622-2500	612-2500
	2.750	1.000	1.750	651-2750	641-2750	622-2750	612-2750
	3.000	1.000	2.000	651-3000	641-3000	622-3000	612-3000
	3.250	1.000	2.250	651-3250	641-3250	622-3250	612-3250
	3.500	1.000	2.500	651-3500	641-3500	622-3500	612-3500
3.750	1.000	2.750	651-3750	641-3750	622-3750	612-3750	
4.000	1.000	3.000	651-4000	641-4000	622-4000	612-4000	
4.250	1.000	3.250	651-4250	641-4250	622-4250	612-4250	
4.500	1.000	3.500	651-4500	641-4500	622-4500	612-4500	
4.750	1.000	3.750	651-4750	641-4750	622-4750	612-4750	
5.000	1.000	4.000	651-5000	641-5000	622-5000	612-5000	
3/8-16 ④ 3/8" thread diameter 16 threads per inch ⑤ 3/8" grip diameter ⑥ 3/8" wrenching ⑦ 0.300" head height ⑧ 0.620" collar diameter	0.500	0.500	*	652-0500	642-0500	623-0500	613-0500
	0.750	0.750	*	652-0750	642-0750	623-0750	613-0750
	1.000	1.000	*	652-1000	642-1000	623-1000	613-1000
	1.250	1.250	*	652-1250	642-1250	623-1250	613-1250
	1.500	1.100	0.400	652-1500	642-1500	623-1500	613-1500
	1.750	1.100	0.650	652-1750	642-1750	623-1750	613-1750
	2.000	1.100	0.900	652-2000	642-2000	623-2000	613-2000
	2.250	1.100	1.150	652-2250	642-2250	623-2250	613-2250
	2.500	1.100	1.400	652-2500	642-2500	623-2500	613-2500
	2.750	1.100	1.650	652-2750	642-2750	623-2750	613-2750
	3.000	1.100	1.900	652-3000	642-3000	623-3000	613-3000
	3.250	1.100	2.150	652-3250	642-3250	623-3250	613-3250
	3.500	1.100	2.400	652-3500	642-3500	623-3500	613-3500
3.750	1.100	2.650	652-3750	642-3750	623-3750	613-3750	
4.000	1.100	2.900	652-4000	642-4000	623-4000	613-4000	
4.250	1.100	3.150	652-4250	642-4250	623-4250	613-4250	
4.500	1.100	3.400	652-4500	642-4500	623-4500	613-4500	
4.750	1.100	3.650	652-4750	642-4750	623-4750	613-4750	
5.000	1.100	3.900	652-5000	642-5000	623-5000	613-5000	



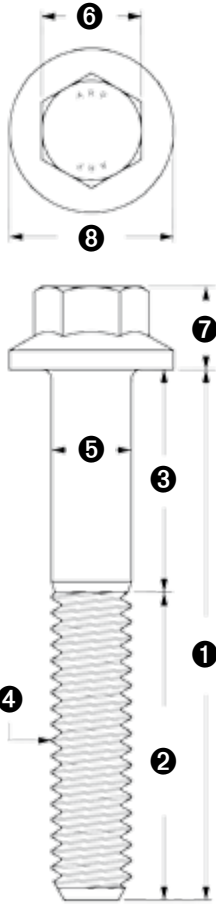
* threaded all the way to head

STANDARD BOLT 5-PACKS

	UHL ①	Thread Length ②	Grip Length ③	Black Oxide		Stainless	
				Hex	12 point	Hex	12 point
<p>3/8-16</p> <p>④ 3/8" thread diameter 16 threads per inch</p> <p>⑤ 3/8" grip diameter</p> <p>⑥ 7/16" wrenching</p> <p>⑦ 0.360" head height</p> <p>⑧ 0.700" collar diameter</p>	0.750	0.750	*	654-0750	644-0750	625-0750	615-0750
	1.000	1.000	*	654-1000	644-1000	625-1000	615-1000
	1.250	1.250	*	654-1250	644-1250	625-1250	615-1250
	1.500	1.100	0.400	654-1500	644-1500	625-1500	615-1500
	1.750	1.100	0.650	654-1750	644-1750	625-1750	615-1750
	2.000	1.100	0.900	654-2000	644-2000	625-2000	615-2000
	2.250	1.100	1.150	654-2250	644-2250	625-2250	615-2250
	2.500	1.100	1.400	654-2500	644-2500	625-2500	615-2500
	2.750	1.100	1.650	654-2750	644-2750	625-2750	615-2750
	3.000	1.100	1.900	654-3000	644-3000	625-3000	615-3000
	3.250	1.100	2.150	654-3250	644-3250	625-3250	615-3250
	3.500	1.100	2.400	654-3500	644-3500	625-3500	615-3500
3.750	1.100	2.650	654-3750	644-3750	625-3750	615-3750	
4.000	1.100	2.900	654-4000	644-4000	625-4000	615-4000	
<p>7/16-14</p> <p>④ 7/16" thread diameter 14 threads per inch</p> <p>⑤ 7/16" grip diameter</p> <p>⑥ 7/16" wrenching</p> <p>⑦ 0.400" head height</p> <p>⑧ 0.670" collar diameter</p>	1.500	1.250	0.250	653-1500	643-1500	626-1500	616-1500
	1.750	1.250	0.500	653-1750	643-1750	626-1750	616-1750
	2.000	1.250	0.750	653-2000	643-2000	626-2000	616-2000
	2.250	1.250	1.000	653-2250	643-2250	626-2250	616-2250
	2.500	1.250	1.250	653-2500	643-2500	626-2500	616-2500
	2.750	1.250	1.500	653-2750	643-2750	626-2750	616-2750
	3.000	1.250	1.750	653-3000	643-3000	626-3000	616-3000
	3.250	1.250	2.000	653-3250	643-3250	626-3250	616-3250
	3.500	1.250	2.250	653-3500	643-3500	626-3500	616-3500
	3.750	1.250	2.500	653-3750	643-3750	626-3750	616-3750
	4.000	1.250	2.750	653-4000	643-4000	626-4000	616-4000
	4.250	1.250	3.000	653-4250	643-4250	626-4250	616-4250
4.500	1.250	3.250	653-4500	643-4500	626-4500	616-4500	
4.750	1.250	3.500	653-4750	643-4750	626-4750	616-4750	
5.000	1.250	3.750	653-5000	643-5000	626-5000	616-5000	
<p>7/16-14</p> <p>④ 7/16" thread diameter 14 threads per inch</p> <p>⑤ 7/16" grip diameter</p> <p>⑥ 1/2" wrenching</p> <p>⑦ 0.345" head height</p> <p>⑧ 0.740" collar diameter</p>	1.500	1.250	0.250	655-1500	645-1500	624-1500	614-1500
	1.750	1.250	0.500	655-1750	645-1750	624-1750	614-1750
	2.000	1.250	0.750	655-2000	645-2000	624-2000	614-2000
	2.250	1.250	1.000	655-2250	645-2250	624-2250	614-2250
	2.500	1.250	1.250	655-2500	645-2500	624-2500	614-2500
	2.750	1.250	1.500	655-2750	645-2750	624-2750	614-2750
	3.000	1.250	1.750	655-3000	645-3000	624-3000	614-3000
	3.250	1.250	2.000	655-3250	645-3250	624-3250	614-3250
	3.500	1.250	2.250	655-3500	645-3500	624-3500	614-3500
	3.750	1.250	2.500	655-3750	645-3750	624-3750	614-3750
	4.000	1.250	2.750	655-4000	645-4000	624-4000	614-4000
	4.250	1.250	3.000	655-4250	645-4250	624-4250	614-4250
4.500	1.250	3.250	655-4500	645-4500	624-4500	614-4500	
4.750	1.250	3.500	655-4750	645-4750	624-4750	614-4750	
5.000	1.250	3.750	655-5000	645-5000	624-5000	614-5000	



* threaded all the way to head



	UHL ①	Thread Length ②	Grip Length ③	Black Oxide		Stainless	
				Hex	12 point	Hex	12 point
1/2-13 ④ 1/2" thread diameter 13 threads per inch ⑤ 1/2" grip diameter ⑥ 9/16" wrenching ⑦ 0.450" head height ⑧ 0.850" collar diameter	1.000	1.000	*	617-1000	627-1000	646-1000	656-1000
	1.250	1.250	*	617-1250	627-1250	646-1250	656-1250
	1.500	1.250	0.250	617-1500	627-1500	646-1500	656-1500
	1.750	1.250	0.500	617-1750	627-1750	646-1750	656-1750
	2.000	1.250	0.750	617-2000	627-2000	646-2000	656-2000
	2.250	1.250	1.000	617-2250	627-2250	646-2250	656-2250
	2.500	1.250	1.250	617-2500	627-2500	646-2500	656-2500
	2.750	1.250	1.500	617-2750	627-2750	646-2750	656-2750
	3.000	1.250	1.750	617-3000	627-3000	646-3000	656-3000
	3.250	1.250	2.000	617-3250	627-3250	646-3250	656-3250
	3.500	1.250	2.250	617-3500	627-3500	646-3500	656-3500
	3.750	1.250	2.500	617-3750	627-3750	646-3750	656-3750
	4.000	1.250	2.750	617-4000	627-4000	646-4000	656-4000
	4.250	1.250	3.000	617-4250	627-4250	646-4250	656-4250
	4.500	1.250	3.250	617-4500	627-4500	646-4500	656-4500
	4.750	1.250	3.500	617-4750	627-4750	646-4750	656-4750
5.000	1.250	3.750	617-5000	627-5000	646-5000	656-5000	
5.250	1.250	4.000	617-5250	627-5250	646-5250	656-5250	
5.500	1.250	4.250	617-5500	627-5500	646-5500	656-5500	
5.750	1.250	4.500	617-5750	627-5750	646-5750	656-5750	
6.000	1.250	4.750	617-6000	627-6000	646-6000	656-6000	

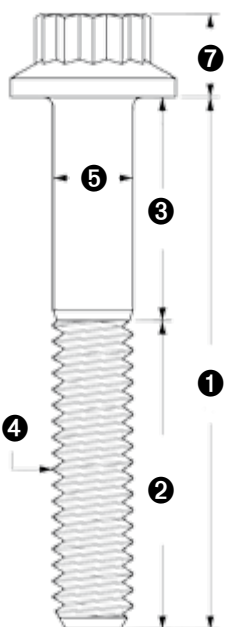
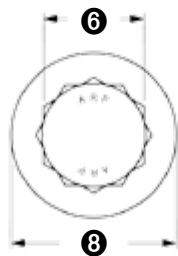
FINE THREAD BOLT 5-PACKS

	UHL ①	Thread Length ②	Grip Length ③	Black Oxide		Stainless	
				Hex	12 point	Hex	12 point
10-32 ④ .190" thread diameter 32 threads per inch ⑥ 1/4" wrenching ⑦ 0.260" head height ⑧ 0.365" collar diameter	0.500	0.500	*				702-0500
	0.625	0.625	*				702-0625
	0.750	0.750	*				702-0750
	1.000	1.000	*				702-1000
1/4-28 ④ 1/4" thread diameter 28 threads per inch ⑤ 1/4" grip diameter ⑥ 5/16" wrenching ⑦ 0.255" head height ⑧ 0.515" collar diameter	0.515	0.515	*	750-0515	740-0515	721-0515	711-0515
	0.750	0.750	*	750-0750	740-0750	721-0750	711-0750
	1.000	1.000	*	750-1000	740-1000	721-1000	711-1000
	1.250	1.000	0.250	750-1250	740-1250	721-1250	711-1250
	1.500	1.000	0.500	750-1500	740-1500	721-1500	711-1500
	1.750	1.000	0.750	750-1750	740-1750	721-1750	711-1750
	2.000	1.000	1.000	750-2000	740-2000	721-2000	711-2000
	2.250	1.000	1.250	750-2250	740-2250	721-2250	711-2250
	2.500	1.000	1.500	750-2500	740-2500	721-2500	711-2500
	2.750	1.000	1.750	750-2750	740-2750	721-2750	711-2750
	3.000	1.000	2.000	750-3000	740-3000	721-3000	711-3000
	3.250	1.000	2.250	750-3250	740-3250	721-3250	711-3250
	3.500	1.000	2.500	750-3500	740-3500	721-3500	711-3500
	3.750	1.000	2.750	750-3750	740-3750	721-3750	711-3750
	4.000	1.000	3.000	750-4000	740-4000	721-4000	711-4000
	4.250	1.000	3.250	750-4250	740-4250	721-4250	711-4250
4.500	1.000	3.500	750-4500	740-4500	721-4500	711-4500	

* threaded all the way to head

FINE THREAD BOLT 5-PACKS

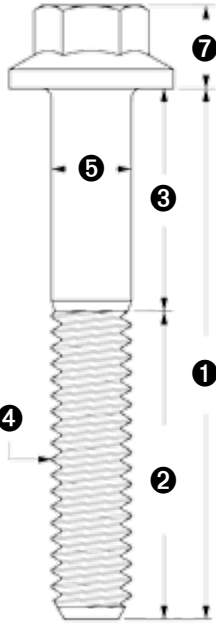
	UHL ①	Thread Length ②	Grip Length ③	Black Oxide		Stainless	
				Hex	12 point	Hex	12 point
<h2>5/16-24</h2> <p>④ 5/16" thread diameter 24 threads per inch</p> <p>⑤ 5/16" grip diameter</p> <p>⑥ 3/8" wrenching</p> <p>⑦ 0.300" head height</p> <p>⑧ 0.620" collar diameter</p>	0.560	0.560	*	751-0560	741-0560	722-0560	712-0560
	0.750	0.750	*	751-0750	741-0750	722-0750	712-0750
	1.000	1.000	*	751-1000	741-1000	722-1000	712-1000
	1.250	1.250	*	751-1250	741-1250	722-1250	712-1250
	1.500	1.000	0.500	751-1500	741-1500	722-1500	712-1500
	1.750	1.000	0.750	751-1750	741-1750	722-1750	712-1750
	2.000	1.000	1.000	751-2000	741-2000	722-2000	712-2000
	2.250	1.000	1.250	751-2250	741-2250	722-2250	712-2250
	2.500	1.000	1.500	751-2500	741-2500	722-2500	712-2500
	2.750	1.000	1.750	751-2750	741-2750	722-2750	712-2750
	3.000	1.000	2.000	751-3000	741-3000	722-3000	712-3000
	3.250	1.000	2.250	751-3250	741-3250	722-3250	712-3250
	3.500	1.000	2.500	751-3500	741-3500	722-3500	712-3500
	3.750	1.000	2.750	751-3750	741-3750	722-3750	712-3750
	4.000	1.000	3.000	751-4000	741-4000	722-4000	712-4000
	4.250	1.000	3.250	751-4250	741-4250	722-4250	712-4250
4.500	1.000	3.500	751-4500	741-4500	722-4500	712-4500	
4.750	1.000	3.750	751-4750	741-4750	722-4750	712-4750	
5.000	1.000	4.000	751-5000	741-5000	722-5000	712-5000	
<h2>3/8-24</h2> <p>④ 3/8" thread diameter 24 threads per inch</p> <p>⑤ 3/8" grip diameter</p> <p>⑥ 3/8" wrenching</p> <p>⑦ 0.300" head height</p> <p>⑧ 0.620" collar diameter</p>	0.500	0.500	*	752-0500	742-0500	723-0500	713-0500
	0.750	0.750	*	752-0750	742-0750	723-0750	713-0750
	1.000	1.000	*	752-1000	742-1000	723-1000	713-1000
	1.250	1.250	*	752-1250	742-1250	723-1250	713-1250
	1.500	1.100	0.400	752-1500	742-1500	723-1500	713-1500
	1.750	1.100	0.650	752-1750	742-1750	723-1750	713-1750
	2.000	1.100	0.900	752-2000	742-2000	723-2000	713-2000
	2.250	1.100	1.150	752-2250	742-2250	723-2250	713-2250
	2.500	1.100	1.400	752-2500	742-2500	723-2500	713-2500
	2.750	1.100	1.650	752-2750	742-2750	723-2750	713-2750
	3.000	1.100	1.900	752-3000	742-3000	723-3000	713-3000
	3.250	1.100	2.150	752-3250	742-3250	723-3250	713-3250
	3.500	1.100	2.400	752-3500	742-3500	723-3500	713-3500
	3.750	1.100	2.650	752-3750	742-3750	723-3750	713-3750
	4.000	1.100	2.900	752-4000	742-4000	723-4000	713-4000
	4.250	1.100	3.150	752-4250	742-4250	723-4250	713-4250
4.500	1.100	3.400	752-4500	742-4500	723-4500	713-4500	
4.750	1.100	3.650	752-4750	742-4750	723-4750	713-4750	
5.000	1.100	3.900	752-5000	742-5000	723-5000	713-5000	
<h2>3/8-24</h2> <p>④ 3/8" thread diameter 24 threads per inch</p> <p>⑤ 3/8" grip diameter</p> <p>⑥ 7/16" wrenching</p> <p>⑦ 0.360" head height</p> <p>⑧ 0.700" collar diameter</p>	0.750	0.750	*	754-0750	744-0750	725-0750	715-0750
	1.000	1.000	*	754-1000	744-1000	725-1000	715-1000
	1.250	1.250	*	754-1250	744-1250	725-1250	715-1250
	1.500	1.100	0.400	754-1500	744-1500	725-1500	715-1500
	1.750	1.100	0.650	754-1750	744-1750	725-1750	715-1750
	2.000	1.100	0.900	754-2000	744-2000	725-2000	715-2000
	2.250	1.100	1.150	754-2250	744-2250	725-2250	715-2250
	2.500	1.100	1.400	754-2500	744-2500	725-2500	715-2500
	2.750	1.100	1.650	754-2750	744-2750	725-2750	715-2750
	3.000	1.100	1.900	754-3000	744-3000	725-3000	715-3000
	3.250	1.100	2.150	754-3250	744-3250	725-3250	715-3250
	3.500	1.100	2.400	754-3500	744-3500	725-3500	715-3500
	3.750	1.100	2.650	754-3750	744-3750	725-3750	715-3750
	4.000	1.100	2.900	754-4000	744-4000	725-4000	715-4000



* threaded all the way to head

FINE THREAD BOLT 5-PACKS

	UHL ①	Thread Length ②	Grip Length ③	Black Oxide		Stainless	
				Hex	12 point	Hex	12 point
7/16-20 ④ 7/16" thread diameter 20 threads per inch ⑤ 7/16" grip diameter ⑥ 7/16" wrenching ⑦ 0.400" head height ⑧ 0.670" collar diameter	1.000	1.000	*	753-1000	743-1000	724-1000	714-1000
	1.250	1.250	*	753-1250	743-1250	724-1250	714-1250
	1.500	1.250	0.250	753-1500	743-1500	724-1500	714-1500
	1.750	1.250	0.500	753-1750	743-1750	724-1750	714-1750
	2.000	1.250	0.750	753-2000	743-2000	724-2000	714-2000
	2.250	1.250	1.000	753-2250	743-2250	724-2250	714-2250
	2.500	1.250	1.250	753-2500	743-2500	724-2500	714-2500
	2.750	1.250	1.500	753-2750	743-2750	724-2750	714-2750
	3.000	1.250	1.750	753-3000	743-3000	724-3000	714-3000
	3.250	1.250	2.000	753-3250	743-3250	724-3250	714-3250
	3.500	1.250	2.250	753-3500	743-3500	724-3500	714-3500
	3.750	1.250	2.500	753-3750	743-3750	724-3750	714-3750
	4.000	1.250	2.750	753-4000	743-4000	724-4000	714-4000
	4.250	1.250	3.000	753-4250	743-4250	724-4250	714-4250
	4.500	1.250	3.250	753-4500	743-4500	724-4500	714-4500
	4.750	1.250	3.500	753-4750	743-4750	724-4750	714-4750
5.000	1.250	3.750	753-5000	743-5000	724-5000	714-5000	
1/2-20 ④ 1/2" thread diameter 20 threads per inch ⑤ 1/2" grip diameter ⑥ 9/16" wrenching ⑦ 0.450" head height ⑧ 0.850" collar diameter	1.000	1.000	*	716-1000	726-1000	745-1000	755-1000
	1.250	1.250	*	716-1250	726-1250	745-1250	755-1250
	1.500	1.250	0.250	716-1500	726-1500	745-1500	755-1500
	1.750	1.250	0.500	716-1750	726-1750	745-1750	755-1750
	2.000	1.250	0.750	716-2000	726-2000	745-2000	755-2000
	2.250	1.250	1.000	716-2250	726-2250	745-2250	755-2250
	2.500	1.250	1.250	716-2500	726-2500	745-2500	755-2500
	2.750	1.250	1.500	716-2750	726-2750	745-2750	755-2750
	3.000	1.250	1.750	716-3000	726-3000	745-3000	755-3000
	3.250	1.250	2.000	716-3250	726-3250	745-3250	755-3250
	3.500	1.250	2.250	716-3500	726-3500	745-3500	755-3500
	3.750	1.250	2.500	716-3750	726-3750	745-3750	755-3750
	4.000	1.250	2.750	716-4000	726-4000	745-4000	755-4000
	4.250	1.250	3.000	716-4250	726-4250	745-4250	755-4250
	4.500	1.250	3.250	716-4500	726-4500	745-4500	755-4500
	4.750	1.250	3.500	716-4750	726-4750	745-4750	755-4750
5.000	1.250	3.750	716-5000	726-5000	745-5000	755-5000	
5.250	1.250	4.000	716-5250	726-5250	745-5250	755-5250	
5.500	1.250	4.250	716-5500	726-5500	745-5500	755-5500	
5.750	1.250	4.500	716-5750	726-5750	745-5750	755-5750	
6.000	1.250	4.750	716-6000	726-6000	745-6000	755-6000	



* threaded all the way to head



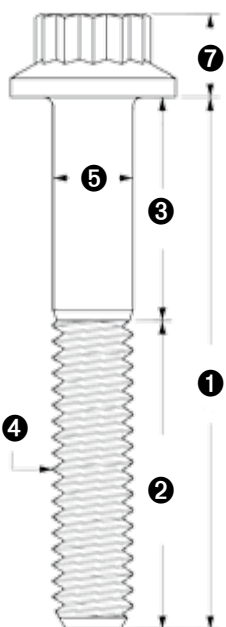
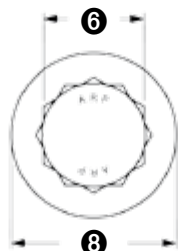
ARP manufactures ARP Stainless and titanium fasteners for HRE Wheels.



Fuller Moto's Double Down 4-wheel-drive roadster is full of ARP.

METRIC BOLT 5-PACKS

	UHL	Thread Length	Grip Length	Black Oxide		Stainless	
	①	②	③	Hex	12 point	Hex	12 point
<h2>M6 x 1.00</h2> <p>④ M6 thread diameter 1.00 thread pitch</p> <p>⑤ 6mm grip diameter</p> <p>⑥ 8mm wrenching</p> <p>⑦ 6.5mm head height</p> <p>⑧ 11.6mm collar diameter</p>	12	12	*	660-1016	670-1016	760-1016	770-1016
	16	16	*	660-1017	670-1017	760-1017	770-1017
	20	20	*	660-1001	670-1001	760-1001	770-1001
	25	25	*	660-1002	670-1002	760-1002	770-1002
	30	18	12	660-1003	670-1003	760-1003	770-1003
	35	18	17	660-1004	670-1004	760-1004	770-1004
	40	18	22	660-1005	670-1005	760-1005	770-1005
	45	18	27	660-1006	670-1006	760-1006	770-1006
	50	18	32	660-1007	670-1007	760-1007	770-1007
	55	18	37	660-1008	670-1008	760-1008	770-1008
	60	18	42	660-1009	670-1009	760-1009	770-1009
	65	18	47	660-1010	670-1010	760-1010	770-1010
	70	18	52	660-1011	670-1011	760-1011	770-1011
	75	18	57	660-1012	670-1012	760-1012	770-1012
	80	18	62	660-1013	670-1013	760-1013	770-1013
	90	18	72	660-1014	670-1014	760-1014	770-1014
	100	18	82	660-1015	670-1015	760-1015	770-1015
	135	18	117	660-1018	670-1018	760-1018	770-1018
<h2>M8 x 1.25</h2> <p>④ M8 thread diameter 1.25 thread pitch</p> <p>⑤ 8mm grip diameter</p> <p>⑥ 10mm wrenching</p> <p>⑦ 7.4mm head height</p> <p>⑧ 15.0mm collar diameter</p>	12	12	*	661-1016	671-1016	761-1016	771-1016
	16	16	*	661-1017	671-1017	761-1017	771-1017
	20	20	*	661-1001	671-1001	761-1001	771-1001
	25	25	*	661-1002	671-1002	761-1002	771-1002
	30	22	8	661-1003	671-1003	761-1003	771-1003
	35	22	13	661-1004	671-1004	761-1004	771-1004
	40	22	18	661-1005	671-1005	761-1005	771-1005
	45	22	23	661-1006	671-1006	761-1006	771-1006
	50	22	28	661-1007	671-1007	761-1007	771-1007
	55	22	33	661-1008	671-1008	761-1008	771-1008
	60	22	38	661-1009	671-1009	761-1009	771-1009
	65	22	43	661-1010	671-1010	761-1010	771-1010
	70	22	48	661-1011	671-1011	761-1011	771-1011
	75	22	53	661-1012	671-1012	761-1012	771-1012
	80	22	58	661-1013	671-1013	761-1013	771-1013
	85	22	63	661-1018	671-1018	761-1018	771-1018
	90	22	68	661-1014	671-1014	761-1014	771-1014
	100	22	78	661-1015	671-1015	761-1015	771-1015
<h2>M10 x 1.25</h2> <p>④ M10 thread diameter 1.25 thread pitch</p> <p>⑤ 10mm grip diameter</p> <p>⑥ 12mm wrenching</p> <p>⑦ 9.0mm head height</p> <p>⑧ 18.5mm collar diameter</p>	20	20	*	663-1001	673-1001	763-1001	773-1001
	25	25	*	663-1002	673-1002	763-1002	773-1002
	30	30	*	663-1003	673-1003	763-1003	773-1003
	35	35	*	663-1004	673-1004	763-1004	773-1004
	40	26	14	663-1005	673-1005	763-1005	773-1005
	45	26	19	663-1006	673-1006	763-1006	773-1006
	50	26	24	663-1007	673-1007	763-1007	773-1007
	55	26	29	663-1008	673-1008	763-1008	773-1008
	60	26	34	663-1008	673-1008	763-1008	773-1008
	70	26	44	663-1009	673-1009	763-1009	773-1009
	80	26	54	663-1010	673-1010	763-1010	773-1010
	90	26	64	663-1011	673-1011	763-1011	773-1011
100	26	74	663-1012	673-1012	763-1012	773-1012	

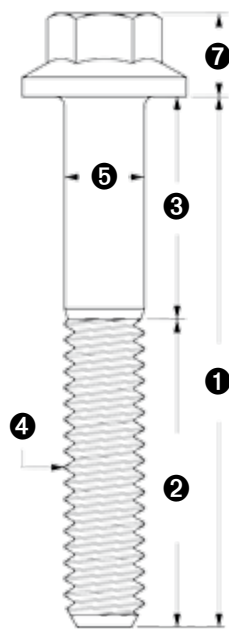
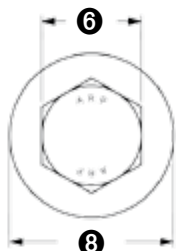


* threaded all the way to head

METRIC BOLT 5-PACKS

BULK FASTENERS

	UHL ①	Thread Length ②	Grip Length ③	Black Oxide		Stainless	
				Hex	12 point	Hex	12 point
M10 x 1.50 ④ M10 thread diameter 1.50 thread pitch ⑤ 10mm grip diameter ⑥ 12mm wrenching ⑦ 9.0mm head height ⑧ 18.5mm collar diameter	20	20	*	662-1001	672-1001	762-1001	772-1001
	25	25	*	662-1002	672-1002	762-1002	772-1002
	30	30	*	662-1003	672-1003	762-1003	772-1003
	35	35	*	662-1004	672-1004	762-1004	772-1004
	40	26	14	662-1005	672-1005	762-1005	772-1005
	45	26	19	662-1006	672-1006	762-1006	772-1006
	50	26	24	662-1007	672-1007	762-1007	772-1007
	60	26	34	662-1008	672-1008	762-1008	772-1008
	65	26	39	662-1013	672-1013	762-1013	772-1013
	70	26	44	662-1009	672-1009	762-1009	772-1009
	80	26	54	662-1010	672-1010	762-1010	772-1010
	90	26	64	662-1011	672-1011	762-1011	772-1011
100	26	74	662-1012	672-1012	762-1012	772-1012	
M12 x 1.50 ④ M12 thread diameter 1.50 thread pitch ⑤ 12mm grip diameter ⑥ 14mm wrenching ⑦ 11.7mm head height ⑧ 21.6mm collar diameter	25	25	*	664-1001	674-1001	764-1001	774-1001
	30	30	*	664-1002	674-1002	764-1002	774-1002
	35	30	5	664-1003	674-1003	764-1003	774-1003
	40	30	10	664-1004	674-1004	764-1004	774-1004
	45	30	15	664-1005	674-1005	764-1005	774-1005
	50	30	20	664-1006	674-1006	764-1006	774-1006
	60	30	30	664-1007	674-1007	764-1007	774-1007
	70	30	40	664-1008	674-1008	764-1008	774-1008
	80	30	50	664-1009	674-1009	764-1009	774-1009
	90	30	60	664-1010	674-1010	764-1010	774-1010
	100	30	70	664-1011	674-1011	764-1011	774-1011
M12 x 1.75 ④ M12 thread diameter 1.75 thread pitch ⑤ 12mm grip diameter ⑥ 14mm wrenching ⑦ 11.7mm head height ⑧ 21.6mm collar diameter	25	25	*	665-1001	675-1001	765-1001	775-1001
	30	30	*	665-1002	675-1002	765-1002	775-1002
	35	30	5	665-1003	675-1003	765-1003	775-1003
	40	30	10	665-1004	675-1004	765-1004	775-1004
	45	30	15	665-1005	675-1005	765-1005	775-1005
	50	30	20	665-1006	675-1006	765-1006	775-1006
	60	30	30	665-1007	675-1007	765-1007	775-1007
	70	30	40	665-1008	675-1008	765-1008	775-1008
	80	30	50	665-1009	675-1009	765-1009	775-1009
	90	30	60	665-1010	675-1010	765-1010	775-1010
	100	30	70	665-1011	675-1011	765-1011	775-1011



* threaded all the way to head

Don't forget these other ARP bulk fasteners



Metric Accessory Studs - pg 60



Standard & Metric Nuts - pg 95-96



Specialty Washers - pg 98-99

FASTENER BULK BINS - STOCK OR CUSTOM

Professional builders everywhere know what it means to have the right fastener always on hand. Whether you're a race team, hot rod shop, engine builder or just a weekend hobbyist that wants to do it right. ARP Bulk Bins offer you the convenience of having the right fasteners at the right time and can be customized for any work you do.




Steve Strope
Pure Vision Designs



Bryan Fuller
Fuller Hot Rods

Steve Watt
Speed Demon &
Maxwell Industries

Troy Trepanier
Rad Rides by Troy



EIGHT STOCK BINS TO CHOOSE FROM

There are eight stock bins to choose from based on what you normally use around the shop. The finish options include ARP stainless or black oxide and wrenching options of either hex or 12-point. Each is available in either standard or metric. Each drawer has the contents printed on the inside of the lid to make reordering easy.

STANDARD Bulk Bins

- 998-0500 - ARP Stainless 12 pt
- 998-0501 - Black Oxide 8740 12 pt
- 998-0502 - ARP Stainless Hex
- 998-0503 - Black Oxide 8740 Hex

Drawer	Dia.-Pitch	Lengths	Bolts	Nuts	Washers
A	1/4-20	0.515-3.000	240	100	100
B	5/16-18	0.560-3.000	160	100	100
C	3/8-16	0.500-3.000	185	100	150
D	7/16-14	1.000-3.000	85	100	100

METRIC Bulk Bins

- 998-0504 - ARP Stainless 12 pt
- 998-0505 - Black Oxide 8740 12 pt
- 998-0506 - ARP Stainless Hex
- 998-0507 - Black Oxide 8740 Hex

Drawer	Dia.-Pitch	Lengths	Bolts	Nuts	Washers
A	M6 x 1.00	20-70mm	240	100	100
B	M8 x 1.25	20-70mm	185	100	100
C	M10 x 1.25	20-70mm	85	100	150
D	M10 x 1.50	20-70mm	90	100	100

1/4-20 Stainless 12 pt					1/4-20 Stainless 12 pt				
.515	.750	1.000	1.250	1.500	ARP Ultra-Torque Fastener Assembly Lubricant				
1.750	2.000	2.250	2.500	2.750	Thread Cleaning Tap				
3.000									
.500 OD Washer	.562 OD Washer	Hex Nuts	Hex Nuts						

SAMPLE DRAWER LABELS



OR CREATE YOUR OWN CUSTOM BIN

If the configuration of our stock bins doesn't suit your needs, you have the complete freedom to build your own, customized to the way you work.

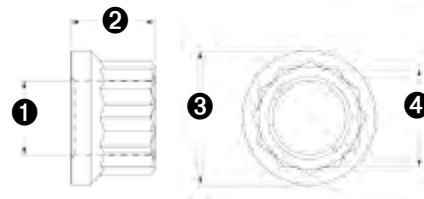
Choose any ARP bulk fasteners – bolts, studs, nuts and washers – an endless combination for your shop.

You can even order a custom-printed wrap with your logo or car image.

Call the ARP order desk at 800-826-3045 to place your order.

12-POINT NUTS

Available in a variety of sizes to suit your needs, all ARP 12-point nuts are constructed from 8740 chrome moly steel or ARP Stainless, and meet ARP's highest standards of quality. Rated at **180,000 psi** tensile strength, ARP 12-point nuts are manufactured in thick wall versions for optimum strength and rigidity and thin wall versions for applications with limited space requirements. All 8740 chrome moly steel nuts are black oxide finished and all ARP Stainless nuts are polished to a brilliant luster.



Diameter	Thread Size	Head Height	Collar Diameter	Socket Size	12-Point 8740 Black Oxide Finish			12-Point ARP Polished Stainless Steel		
					1 PC Bulk	2 PC-Pack	10 PC-Pack	1 PC Bulk	2 PC-Pack	10 PC-Pack
STANDARD	threads / inch	inch	inch	inch						
1/4	20	0.300	0.433	5/16	301-8300	301-8320	301-8340	401-8300	401-8320	401-8340
	28	0.300	0.433	5/16	300-8300	300-8320	300-8330	400-8300	400-8320	400-8330
5/16	18	0.348	0.526	3/8	301-8303	301-8323	301-8343	401-8303	401-8323	401-8343
	24	0.348	0.526	3/8	300-8301	300-8321	300-8331	400-8301	400-8321	400-8331
11/32	24	0.388	0.644	7/16	300-8373	300-8383	300-8393			
3/8	16	0.390	0.625	7/16	301-8301	301-8321	301-8341	401-8301	401-8321	401-8341
	24	0.390	0.625	7/16	300-8302	300-8322	300-8332	400-8302	400-8322	400-8332
	24	0.420	0.700	1/2	300-8371	300-8381	300-8391			
	24	0.390	0.645	1/2	300-8372	300-8382	300-8392			
7/16	14	0.433	0.700	1/2	301-8306	301-8326	301-8346	401-8306	401-8326	401-8346
	20	0.432	0.700	1/2	300-8303	300-8323	300-8333	400-8303	400-8323	400-8333
	20	0.362	0.600	1/2	300-8375	300-8385	300-8395			
	20	0.475	0.800	1/2	301-8316	301-8336	301-8356			
	20	0.504	0.823	9/16	300-8374	300-8384	300-8394			
	20	0.504	0.823	5/8	301-8314	301-8334	301-8354			
1/2	13	0.510	0.823	9/16	301-8302	301-8322	301-8342	401-8302	401-8322	401-8342
	20	0.510	0.823	9/16	300-8304	300-8324	300-8334	400-8304	400-8324	400-8334
	20	0.530	0.873	5/8	300-8306	300-8326	300-8336			
	20	0.640	0.875	11/16	301-8313	301-8333	301-8353			
9/16	12	0.620	0.965	11/16	301-8307	301-8327	301-8347			
	18	0.620	0.965	11/16	300-8305	300-8325	300-8335			
5/8	18	0.700	1.225	13/16	300-8309	300-8329	300-8339			
METRIC	thread pitch	mm (in.)	mm (in.)	mm						
M6	1.00	6.1 (0.241)	10.5 (0.413)	8	300-8370	300-8380	300-8390	400-8370	400-8380	400-8390
M7	1.00	7.0 (0.275)	12.0 (0.472)	9	300-8346	300-8356	300-8366	400-8346	400-8356	400-8366
M8	1.00	8.1 (0.320)	15.9 (0.625)	10	300-8340	300-8350	300-8360	400-8340	400-8350	400-8360
	1.25	8.1 (0.320)	13.6 (0.535)	10	300-8310	300-8311	300-8312	400-8310	400-8311	400-8312
M9	1.00	9.5 (0.375)	15.6 (0.615)	11	300-8341	300-8351	300-8361	400-8341	400-8351	400-8361
	1.00	8.4 (0.330)	18.2 (0.720)	13	301-8308	301-8328	301-8348			
	1.25	8.0 (0.316)	15.6 (0.615)	11	300-8342	300-8352	300-8362			
M10	1.00	10.2 (0.400)	17.8 (0.700)	12	301-8311	301-8331	301-8351	401-8311	401-8331	401-8351
	1.00	10.2 (0.400)	14.0 (0.550)	12	301-8319	301-8339	301-8359			
	1.25	10.2 (0.400)	15.9 (0.625)	12	300-8343	300-8353	300-8363			
	1.25	10.2 (0.400)	17.8 (0.700)	12	300-8344	300-8354	300-8364	400-8344	400-8354	400-8364
	1.25	8.1 (0.320)	15.0 (0.590)	12	301-8310	301-8330	301-8350			
	1.25	11.4 (0.450)	20.7 (0.815)	16	301-8312	301-8332	301-8352			
	1.25	9.5 (0.375)	20.6 (0.810)	16	301-8315	301-8335	301-8355			
	1.50	10.2 (0.400)	17.8 (0.700)	12	300-8345	300-8355	300-8365	400-8345	400-8355	400-8365
M12	1.00	12.8 (0.504)	19.1 (0.750)	14	300-8347	300-8367	300-8387	400-8347	400-8367	400-8387
	1.25	12.8 (0.504)	20.9 (0.823)	14	300-8307	300-8327	300-8337	400-8307	400-8327	400-8337
	1.25	12.8 (0.504)	19.1 (0.750)	14	300-8308	300-8328	300-8338	400-8308	400-8328	400-8338
	1.25	13.5 (0.530)	22.2 (0.873)	16	301-8318	301-8338	301-8358			
	1.25	10.8 (0.425)	23.5 (0.925)	16	301-8309	301-8329	301-8349			
	1.25	9.5 (0.375)	20.7 (0.815)	16	301-8360	301-8380	301-8400			
	1.75	12.8 (0.504)	20.9 (0.823)	14	300-8376	300-8386	300-8396			

Red part numbers indicate new items

HEX NUTS

Constructed from the finest aerospace-quality materials, these hex nuts are available in most sizes to meet your needs. All hex nuts meet ARP's exacting quality control standards and are black oxidized. All hex nuts are rated **180,000 psi** tensile strength.



Thread Size	Socket Size	Hex (1 PC-Bulk)	Hex (2 PC-Pack)	Hex (10 PC-Pack)	Hex SS (1 PC-Bulk)
1/4-28 (2)	7/16	200-8601	200-8621	200-8631	
5/16-18 (2)	1/2	301-8304	301-8324	301-8344	401-8304
5/16-24	3/8	200-8614	200-8644	200-8674	400-8614
5/16-24	1/2	200-8602	200-8622	200-8632	
11/32-24	1/2	200-8603	200-8623	200-8633	
3/8-16 (2)	9/16	200-8704	200-8724	200-8734	400-8704
3/8-24	9/16	200-8604	200-8624	200-8634	400-8604
7/16-14 (2)	5/8	301-8305	301-8325	301-8345	401-8305
7/16-20	5/8	200-8605	200-8625	200-8635	400-8605
7/16-20	11/16	200-8606	200-8626	200-8636	
1/2-20	3/4	200-8607	200-8627	200-8637	400-8607
9/16-18	7/8	200-8608	200-8628	200-8638	

(1) cad-plated (2) flanged hex nut

STANDARD & NYLOC 5-PACKS

To compliment ARP "bulk" 5-pack chrome moly and stainless steel fasteners we have assembled matching groups of nuts. They, too, come in convenient 5-pack skin cards. Take your pick from stainless steel and black oxide finished standard nuts or stainless steel Nyloc and cad plated Nyloc self-locking nuts.



Thread Size	Stainless Hex	Black Oxide Hex	Stainless Nyloc Hex	Cad Plated Nyloc Hex
STANDARD THREAD				
1/4-20	400-8651	200-8651	400-8661	200-8661
5/16-18	400-8652	200-8652	400-8662	200-8662
3/8-16	400-8654	200-8654	400-8664	200-8664
7/16-14	400-8656	200-8656	400-8666	200-8666
1/2-13	400-8657	200-8657	400-8667	200-8667
FINE THREAD				
1/4-28	400-8751		400-8761	400-8771
5/16-24	400-8752		400-8762	
3/8-24	400-8754		400-8764	
7/16-20	400-8756		400-8766	
1/2-20	400-8757		400-8767	

SERRATED FLANGE NUTS



Note: Do not use on cylinder heads, mains, or rods!

These serrated hex nuts with flanged collars are available especially for carburetor, valve cover, front cover, oil pan studs and windage tray studs. Made from premium-quality material, they are cad-plated. All general purpose nuts are rated **150,000 psi** tensile strength.

Thread Size	Socket Size	Hex (1 PC bulk)	Hex (2 PC-Pack)	Hex (10 PC-Pack)	Hex SS (1 PC bulk)
1/4-28	7/16	200-8609	200-8629	200-8639	400-8609
5/16-24	1/2	200-8610	200-8620	200-8630	400-8610
5/16-24 (4)	1/2	200-8645	200-8655	200-8665	
3/8-24	9/16	200-8600	200-8640	200-8650	
M10 x 1.25	14mm	200-8663	200-8673	200-8683	

(4) non-serrated

Size	NAS	Part No.
FLOATING, WITH REPLACEABLE NUT		
10-32	-3	200-9111
1/4-28	-4	200-9112
2-LUG, FIXED		
10-32	-3	200-9101
1/4-28	-4	200-9102
5/16-24	-5	200-9103
3/8-24	-6	200-9104
2-LUG FIXED WITH COUNTER SUNK RIVET HOLES		
10-32	-3	200-9106
1/4-28	-4	200-9107
5/16-24	-5	200-9108

PLATE NUTS

Plate Nuts are a quick and efficient way to provide a captive self-locking nut wherever you might need one. Ideal for use in difficult to reach areas, particularly when in a hurry. Available in a wide variety, these represent a selection of popular applications. Can be riveted, screwed or welded in position. Made of carbon alloy steel. Finished in cadmium and chromate.



SELF-LOCKING NUTS

For high stress, high temperature and severe vibration – all metal six point Jet-nuts and 12-point K-nuts are ideal for use practically everywhere. Features include elliptically offset, light weight, temperature resistant, positive locking and almost indefinitely reusable. The upper portion of the nut is distorted or offset elliptically. The elastic deformation creates a friction hold sufficient to lock the nut. Made of carbon-alloy steel, cadmium and chromate finish.



Size	NAS	Part No.
HEX (JET NUT)		
10-32	-3	200-8101
1/4-28	-4	200-8102
5/16-24	-5	200-8103
3/8-24	-6	200-8104
HEX, 1/2 HEIGHT, DRILLED		
10-32	-3	200-8112
1/4-28	-4	200-8113
5/16-24	-5	200-8114
3/8-24	-6	200-8115



Size	NAS	Part No.
12-POINT REDUCED WRENCHING		
10-32	-3	200-8201
1/4-28	-4	200-8202
5/16-24	-5	200-8203
3/8-24	-6	200-8204
HEX, 1/2 HEIGHT		
5/16-24	-5	200-8109
3/8-24	-6	200-8110



The world's fastest piston-engine car – Speed Demon – uses high strength ARP Stainless in the suspension and almost everywhere on the chassis.



Duttwheiler Performance uses ARP.

800-826-3045



Find New Kits

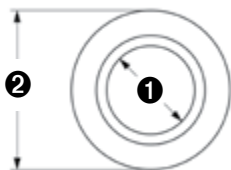
SPECIAL PURPOSE WASHERS

A true high performance washer from ARP, available in a variety of sizes and thicknesses, and with or without I.D. (inside diameter) chamfers. Our special purpose washers are constructed from either premium chrome moly with a black oxide finish or polished ARP stainless steel and are hardened and parallel-ground. For example, our 3/8" I.D. washers, come in five different O.D.'s, three thicknesses and two are in ARP stainless. Special connecting rod washers are available, as are some of the more popular metric sizes. All of the washers are available individually, with most of them also offered in handy 2-piece and 10-piece packages. Build up an inventory of these premium quality washers so you won't get caught short when the need arises.

①	②	③	④	Other Details	1 PC-Bulk	2 PC-Pack	10 PC-Pack	
Inside Diameter	Outside Diameter	Thickness	Chamfer					
STANDARD SPECIAL PURPOSE WASHERS								
	inch	inch						
5/16		0.550	0.095		Black Oxide	200-8593	200-8578	200-8584
		0.550	0.095	Yes	Black Oxide	200-8594	200-8579	200-8585
	5/8	0.625	0.120	Yes	ARP Stainless	400-8530	400-8540	400-8550
		0.675	0.120		Black Oxide	200-8595	200-8580	200-8586
		0.675	0.120	Yes	Black Oxide	200-8575	200-8581	200-8587
	13/16	0.812	0.120		Black Oxide	200-8576	200-8582	200-8588
	13/16	0.812	0.120	Yes	Black Oxide	200-8577	200-8583	200-8589
3/8	5/8	0.625	0.120		Black Oxide	200-8504	200-8544	200-8554
	5/8	0.625	0.120	Yes	Black Oxide	200-8611	200-8612	200-8613
	5/8	0.625	0.062	Yes	Black Oxide	200-8505	200-8675	200-8685
		0.675	0.120		Black Oxide	200-8506	200-8546	200-8556
		0.715	0.120		ARP Stainless	400-8501	400-8504	400-8508
	3/4	0.750	0.120		Black Oxide	200-8507	200-8677	200-8687
	3/4	0.750	0.120	Yes	ARP Stainless	400-8507	400-8527	400-8537
	3/4	0.750	0.120	Yes	Black Oxide	200-8517	200-8547	200-8557
	7/8	0.875	0.150		radiused O.D.	200-8508	200-8678	200-8688
	1.200	0.120	Yes	Black Oxide	200-8713	200-8733	200-8763	
7/16		0.660	0.120	Yes	Black Oxide	200-8718	200-8738	200-8768
		0.675	0.062	Yes	rod bolt washer	200-8501	200-8671	200-8681
	13/16	0.812	0.120	Yes	Black Oxide	200-8509	200-8529	200-8539
	13/16	0.812	0.120	Yes	ARP Stainless	400-8509	400-8529	400-8539
	13/16	0.812	0.120		Black Oxide	200-8510	200-8520	200-8530
	3/4	0.750	0.073	Yes	rod bolt washer	200-8502	200-8672	200-8682
	3/4	0.750	0.120		Black Oxide	200-8511	200-8521	200-8531
	3/4	0.750	0.120	Yes	Black Oxide	200-8518	200-8548	200-8558
	7/8	0.875	0.120		Black Oxide	200-8707	200-8727	200-8747
	7/8	0.875	0.120	Yes	Black Oxide	200-8512	200-8522	200-8532
		0.995	0.120		Black Oxide	200-8708	200-8728	200-8748
	1.300	0.120		Black Oxide	200-8429	200-8439	200-8449	
	2.000	0.275	Yes	Black Oxide	200-8717			
1/2	7/8	0.875	0.120	Yes	Black Oxide	200-8513	200-8523	200-8533
	7/8	0.875	0.120		Black Oxide	200-8514	200-8524	200-8534
		1.300	0.120		Black Oxide	200-8702	200-8722	200-8742
		1.350	0.245	Yes	Black Oxide	200-8703		
		2.000	0.275	Yes	Black Oxide	200-8749		
9/16		1.000	0.120		Black Oxide	200-8515	200-8525	200-8535
		1.000	0.120	Yes	Black Oxide	200-8719	200-8739	200-8769
5/8		1.300	0.120		Black Oxide	200-8753		
		1.600	0.275		Black Oxide	200-8754		
		2.000	0.275	Yes	Black Oxide	200-8755		
3/4		1.750	0.275	Yes	Black Oxide	200-8714		
		2.000	0.275	Yes	Black Oxide	200-8715		

Find New Kits





1	2	3	4	Other Details	1 PC-Bulk	2 PC-Pack	10 PC-Pack
Inside Diameter	Outside Diameter	Thickness	Chamfer				
METRIC SPECIAL PURPOSE WASHERS		mm (inch)	mm (inch)				
M6	22.6 (0.890)	4.2 (0.165)		Black Oxide	200-8711	200-8741	200-8761
	22.6 (0.890)	4.2 (0.165)		ARP Stainless	400-8711		
	25.1 (0.990)	1.7 (0.065)		Black Oxide	200-8676	200-8686	200-8696
M8	14.5 (0.575)	1.6 (0.060)		Black Oxide	200-8641	200-8642	200-8643
M9	17.0 (0.670)	3.0 (0.120)		Black Oxide	200-8757	200-8777	200-8797
	20.6 (0.812)	3.0 (0.120)		Black Oxide	200-8712	200-8732	200-8762
	20.6 (0.812)	3.0 (0.120)	Yes	Black Oxide	200-8729	200-8759	200-8789
M10	15.0 (0.591)	2.0 (0.078)	Yes	Black Oxide	200-8716	200-8736	200-8766
	16.0 (0.630)	1.9 (0.075)	Yes	ARP Stainless	400-8503	400-8523	400-8533
	19.1 (0.750)	3.0 (0.115)	Yes	Black Oxide	200-8705	200-8725	200-8745
	19.1 (0.750)	3.0 (0.120)		Black Oxide	200-8519	200-8679	200-8689
	19.1 (0.750)	3.0 (0.120)	Yes	ARP Stainless	400-8519	400-8520	400-8521
	19.1 (0.750)	3.0 (0.120)		ARP Stainless	400-8524	400-8534	400-8544
	21.6 (0.850)	3.0 (0.115)		Black Oxide	200-8590	200-8591	200-8592
	22.0 (0.865)	4.1 (0.160)	Yes	ARP Stainless	400-8502	400-8522	400-8532
22.2 (0.875)	3.2 (0.155)	Yes	Black Oxide	200-8706	200-8726	200-8746	
M12	19.1 (0.750)	3.0 (0.120)		Black Oxide	200-8516	200-8526	200-8536
	19.1 (0.750)	3.0 (0.120)	Yes	Black Oxide	200-8710	200-8740	200-8760
	22.2 (0.875)	2.3 (0.090)	Yes	Black Oxide	200-8428	200-8438	200-8448
	22.2 (0.875)	3.0 (0.120)	Yes	Black Oxide	200-8549	200-8550	200-8549
	22.2 (0.875)	2.3 (0.090)	Yes	ARP Stainless	400-8428		
	22.2 (0.875)	3.0 (0.120)		Black Oxide	200-8500	200-8527	200-8537
	25.3 (0.995)	3.0 (0.120)		Black Oxide	200-8752	200-8772	200-8792
	37.6 (1.480)	5.1 (0.200)	Yes	Black Oxide	200-8750		
39.4 (1.550)	7.0 (0.275)	Yes	Black Oxide	200-8751			
M14	39.4 (1.560)	7.0 (0.275)	Yes	Black Oxide	200-8756		
M18	73.7 (2.900)	11.4 (0.450)	Yes	Black Oxide	200-8793		

GENERAL PURPOSE WASHERS



Quality washers for many applications, such as attaching accessories, chassis components, etc. They are not of the hardness required for use on cylinder heads, mains and connecting rods. Available in black oxide and stainless steel. Stainless demonstrates excellent corrosion resistance. Washers have over-sized I.D. (inside diameter) to clear most under-bolt head radii. Available for 1/4, 5/16, 3/8, 7/16, 1/2" and 10mm shank bolts and studs.

Note: Do not use on cylinder heads, main caps, or rods!

Inside Dia.	Outside Dia.	Thickness	Black Oxide	Stainless	Cad Plated
1/4	1/2	0.063"	200-8401	200-8414	200-8416
1/4	9/16	0.063"	200-8408	200-8409	
5/16	9/16	0.063"	200-8402	200-8403	200-8417
5/16	5/8	0.063"	200-8410	200-8411	
3/8	5/8	0.063"	200-8404	200-8405	200-8418
3/8	11/16	0.075"	200-8412	200-8413	
7/16	3/4	0.063"	200-8406	200-8415	200-8419
1/2	7/8	0.063"			200-8407
M10	3/4	0.072"	200-8421	200-8422	
M10	.755	0.060"		400-8241	

INSERT WASHERS

These handy washers are made to protect the top of holes from galling or collapsing around studs or bolts. They're ideal for head bolt holes, mid-motor plates, or any other high-wear area that requires a washer. Easy to install by just over-sizing hole and pressing in washer.

ARP Insert Washers are fully CNC machined from premium thru-hardened 8740 stock.

Note: Insert washers for Ford applications also listed in head bolts on page 48.



Insert ID	Insert OD	OD Size	1 PC-Bulk	2 PC-Pack	10 PC-Pack
1/4	0.318	0.562	200-8560	200-8565	200-8570
5/16	0.380	0.625	200-8561	200-8566	200-8571
3/8	0.443	0.750	200-8562	200-8567	200-8572
7/16	0.571	0.812	200-8563	200-8568	200-8573
7/16	0.529	0.875	200-8596	200-8597	200-8598
1/2	0.567	0.875	200-8564	200-8569	200-8574
M10*	0.500	0.790	400-8551		

* Stainless steel

WELD BUNGS

ARP has introduced a line of premium quality weld-in bungs. The parts are CNC machined from solid aluminum billet (6061) or 1018 mild steel. Applications include, but are not limited to: oil or fuel tanks, radiators, valve covers, manifolds, and rear axle housings. Fittings are available with female pipe threads, male AN, and female O-ring types. The fittings come in sizes: 1/4, 3/8, 1/2, 3/4, and 1 inch sizes; NPT -6 thru -20 AN; and -6 thru -20 O-ring sizes.



NPT

Aluminum		Steel	
Size	Part No.	Size	Part No.
1/4	800-8101	1/4	800-8201
3/8	800-8102	3/8	800-8202
1/2	800-8103	1/2	800-8203
3/4	800-8104	3/4	800-8204
1	800-8105	1	800-8205

AN Male

Aluminum		Steel	
Size	Part No.	Size	Part No.
AN6	800-8106	AN6	800-8206
AN8	800-8107	AN8	800-8207
AN10	800-8108	AN10	800-8208
AN12	800-8109	AN12	800-8209
AN16	800-8110	AN16	800-8210
AN20	800-8111	AN20	800-8211

AN O-Ring

Aluminum		Steel	
Size	Part No.	Size	Part No.
-6	800-8112	-6	800-8212
-8	800-8113	-8	800-8213
-10	800-8114	-10	800-8214
-12	800-8115	-12	800-8215
-16	800-8116	-16	800-8216
-20	800-8117	-20	800-8217



Maxwell Industries uses ARP weld bungs and stainless bolts on the Speed Demon fuel tank assembly.



The Fensport Performance GT86R uses ARP.

FASTENER ASSEMBLY LUBRICANT

ARP Ultra-Torque® fastener assembly lubricant has been specifically designed to reduce tension pre-load scatter and eliminate the need to cycle high performance engine fasteners before final installation. ARP Ultra-Torque® is a premier blend of extreme pressure lubricants combined with incredible anti-seize characteristics that perform amazingly well with all high performance engine fasteners.

Benefits of ARP Ultra-Torque®

- **OBTAINS:** 95%-100% of all ARP recommended installation pre-loads on the first pull, without cycling fasteners before final installation.
- **MAINTAINS:** all ARP recommended installation pre-loads within 5% on all remaining cycles, ensuring consistent and repeatable housing bores and/or cylinder bore dimensions (when using a honing plate) during machining, mock-up and assembly procedures.
- **STABILIZES:** all ARP fastener installation pre-loads within 5% between a group of fasteners such as the deck surface of a cylinder block, the main web of a cylinder block or across the cap of a connecting rod.

No matter what torque cycle you're on...ARP Ultra-Torque® delivers more consistent, more repeatable fastener tension pre-loads than any other lubricant on the market today!

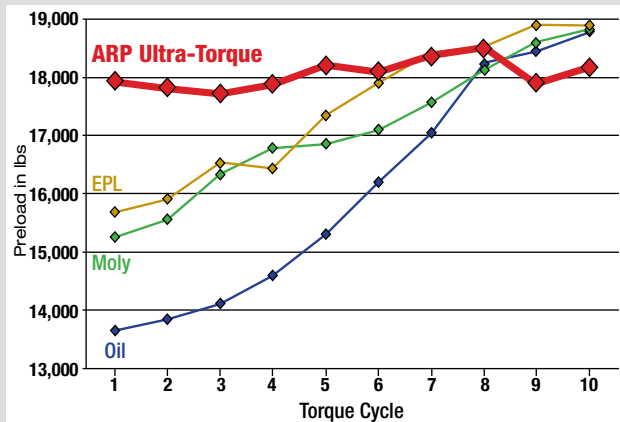


- Prevents seizing and galling on all threaded fasteners.
- Prevents rust and corrosion during the life of the lubricant.
- 360° F melting point.
- Metal Free

Product	Part #
ARP Ultra-Torque - (0.5 oz. pouch)	100-9908
ARP Ultra-Torque - (1.0 oz. pouch)	100-9913
ARP Ultra-Torque - (1.69 oz. squeeze tube)	100-9909
ARP Ultra-Torque - (10 oz. brush top container)	100-9910
ARP Ultra-Torque - (20 oz. brush top container)	100-9911

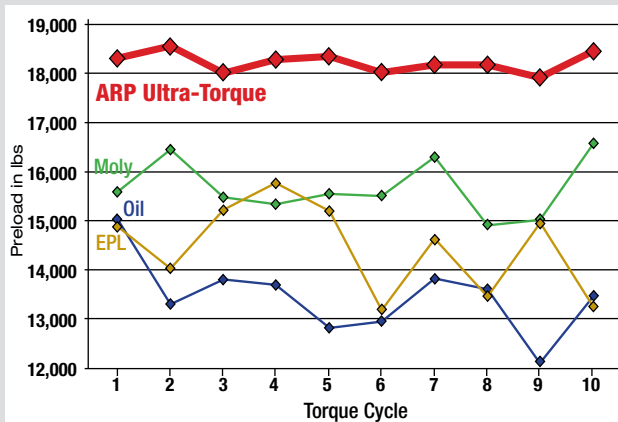
Lubricant Comparison Data

Installation Preload Scatter Comparison
(Target Preload 18,000 LBS @ 120 FT-LBS)



13,655	13,854	14,111	14,603	15,304	16,203	17,035	18,237	18,452	18,806
15,262	15,559	16,338	16,788	16,859	17,093	17,565	18,121	18,603	18,838
15,688	15,906	16,533	16,450	17,340	17,906	18,430	18,517	18,902	18,893
17,928	17,819	17,736	17,883	18,202	18,099	18,356	18,494	17,906	18,163

Fastener to Fastener Preload Comparison
(Target Preload 18,000 LBS @ 120 FT-LBS)



15,027	13,305	13,793	13,687	12,810	12,945	13,813	13,591	12,110	13,462
15,593	16,451	15,477	15,336	15,554	15,506	16,290	14,908	15,014	16,576
14,876	14,031	15,207	15,766	15,197	13,173	14,619	13,462	14,944	13,247
18,321	18,549	18,025	18,282	18,353	18,028	18,176	18,182	17,929	18,443

THREAD SEALER

ARP THREAD SEALER is a premium grade thread sealer that is designed for use on all wet deck cylinder block applications in order to prevent coolant leakage past the head bolt threads, while duplicating the recommended installation pre-loads associated with all ARP cylinder head bolts and studs. ARP thread sealer

- PTFE based formula w/rust & corrosion inhibitors.
- Effective range: -30° to 550°F.
- Application: delivers a flexible leak-proof seal in aluminum, steel, stainless steel and plastic against coolants, water, gasoline, natural gas and LPG.



can also be used on pipe plugs, pipe fittings, fuel line fittings or any fitting that requires a flexible leak proof seal. ARP thread sealer is designed for use on aluminum, steel, stainless steel and plastic materials against coolants, water, gasoline, oil, natural gas and LPG.

- Sealant range: 10,000 psi (pressure).
- Designed for use with bolts



Product	Part #
Thread Sealer (1.69 fl. oz.)	100-9904

ROD BOLT STRETCH GAUGE



We highly recommend using a stretch gauge when installing rod bolts and other fasteners where it is possible to measure the length of the bolt after tightening. It is the most accurate way to determine the correct pre-load in the rod bolt. Simply follow manufacturer's instructions, or use the chart on page 25 of this catalog for ARP fasteners. Measure the fastener prior to starting, and monitor overall length during installation. When the bolt has stretched the specified amount, the correct preload, or torque, has been applied. We recommend you maintain a chart of all rod bolts, and copy down the length of the fastener prior to and after installation. If there is a permanent increase of .001" in length or more, or if there is deformation, the bolt should be replaced immediately. Don't chance it! A sample chart is as follows:

ARP offers a highly accurate stretch gauge with a dial indicator that reads in increments of .0005". Features extra heavy springs for consistent repetition. Comes with a heavy-duty, insulated plastic carrying case for protection. A "must" for any serious engine builder.

Product	Part #
Stretch Gauge	100-9941
Stretch Gauge, billet-style	100-9942

ROD BOLT EXTENSIONS

A long taper and full radius prevents nicking and scratching of crankshaft journals during connecting rod installation. ARP rod bolt extensions act as a guide during piston and rod installation – they will also hold the bearing shell in position in some applications. Available in 5/16", 3/8" and 7/16" extensions are packaged in pairs and are hard anodize color coded for ease of identification.

Size	Part No.
5/16	910-0001
3/8	910-0003
7/16	910-0004
Set of 3	910-0005



THREAD CLEANING CHASERS

ARP's handy thread cleaning chaser taps are designed with correct thread pitch and diameter to clean dirty blind or thru holes. Taps come in five USS sizes: 1/4", 5/16", 3/8", 7/16" and 1/2", as well as metric. They are sold individually or in sets. Please note that these are strictly *cleaning* taps and are **not** designed to cut thread. They are a handy addition to the tool box of any serious engine builder and an essential aid to preparing any block for final assembly. Don't take a chance on weakening block and cylinder head threads. Use these handy thread cleaning chasers whenever possible!



Size	Part No.
1/4-20	911-0001
5/16-18	911-0002
3/8-16	911-0003
7/16-14	911-0004
1/2-13	911-0005
M6 x 1.00	912-0012

Size	Part No.
M8 x 1.25	912-0001
M10 x 1.25	912-0002
M10 x 1.50	912-0003
M10 x 2.00	912-0014
M11 x 1.25	912-0004
M11 x 1.50	912-0005

Size	Part No.
M11 x 1.50 x 152mm	912-0013
M11 x 2.00	912-0011
M12 x 1.25	912-0006
M12 x 1.50	912-0007
M12 x 1.75	912-0008

Combination Sets	Part No.
USS Combo Pack (5-pc) - 1/4, 5/16, 3/8, 7/16, 1/2	911-0006
Metric 1.25 Pitch Combo Pack (4-pc) - M8, M10, M11, M12	912-0009
Metric Combo Pack (4-pc, std. length) - M10, M11, M12 (1.50, & 1.75)	912-0010

SPARK PLUG INDEXER

By allowing you to consistently position spark plug ground electrodes out of harm's way, the ARP indexing tool takes the guess-work out of installing spark plugs where the combustion chamber and high dome piston clearances is critical. Designed to fit in the palm of your hand, this tool eliminates the need to perform cylinder head calibration. Best of all, the ARP indexer is made from aluminum alloy with precision machined threads that allows you to proof the quality of spark plug threads before installation in expensive cylinder heads. Anodized for protection and quick recognition. For use with tapered gasket 14mm plugs.


Product	Part No.
Spark Plug Indexer	920-0001



OIL PUMP PRIMER KITS

Those first moments an engine runs prior to building oil pressure are when damage can easily occur. ARP's Oil Pump Primer Kit lets you spin the oil pump with a drill motor and bring up the oil pressure prior to starting the engine. This prevents any unnecessary wear or damage to rotating, reciprocating and valve train components. ARP's rugged primer shafts are rated at **170,000 psi** to ensure extended service life of this valuable tool. They feature a special billet aluminum sleeve that accurately positions the shaft and keeps it from wobbling.

Application	Part No.
CHEVROLET	
SB & BB and 90° V6 - 9.00" O.A.L.	130-8802
FORD	
Small block - 1/4" hex drive	150-8801
351C, 351W, 351M, 400, 429 & 460 - 5/16" hex drive	150-8802



TAPERED RING COMPRESSORS

ARP's new ring compressors are CNC machined from 6061-T6 billet tube material and feature a true radius for each different bore diameter. What's more, they are relieved for wire O-rings on bottom. Type 3 anodizing is used for long life, and the bore size is prominently engraved in 3/4" high numbers for easy identification. Standard stocking sizes from 3.552" to 4.750" (SAE) and 75mm to 100mm (metric). The true radius design is far superior to conventional "tapered" devices, and widely acclaimed by professional engine builders! This is truly the very best piston ring compressor on the market today.

Available in standard & metric



Size	Part No.	Size	Part No.	Size	Part No.
3.552	899-5520	4.060	900-0600	4.250	900-2500
3.572	899-5720	4.065	900-0650	4.255	900-2550
3.630	899-6300	4.070	900-0700	4.260	900-2600
3.640	899-6400	4.075	900-0750	4.270	900-2700
3.650	899-6500	4.080	900-0800	4.280	900-2800
3.660	899-6600	4.090	900-0900	4.290	900-2900
3.740	899-7400	4.095	900-0950	4.300	900-3000
3.750	899-7500	4.100	900-1000	4.310	900-3100
3.760	899-7600	4.105	900-1050	4.320	900-3200
3.770	899-7700	4.110	900-1100	4.330	900-3300
3.780	899-7800	4.115	900-1150	4.350	900-3500
3.800	899-8000	4.125	900-1250	4.360	900-3600
3.830	899-8300	4.130	900-1300	4.375	900-3750
3.870	899-8700	4.135	900-1350	4.390	900-3900
3.880	899-8800	4.140	900-1400	4.400	900-4000
3.890	899-8900	4.145	900-1450	4.440	900-4400
3.900	899-9000	4.155	900-1550	4.470	900-4700
4.000	900-0000	4.165	900-1650	4.500	900-5000
4.005	900-0050	4.170	900-1700	4.530	900-5300
4.010	900-0100	4.175	900-1750	4.560	900-5600
4.016	900-0160	4.180	900-1800	4.600	900-6000
4.020	900-0200	4.185	900-1850	4.625	900-6250
4.030	900-0300	4.187	900-1870	4.675	900-6750
4.036	900-0360	4.212	900-2125	4.700	900-7000
4.040	900-0400	4.220	900-2200	4.720	900-7200
4.055	900-0550	4.232	900-2325	4.750	900-7500
4.056	900-0560	4.235	900-2350		

Size	Part No.	Size	Part No.	Size	Part No.
75.00mm	901-7500	83.00mm	901-8300	90.00mm	901-9000
75.50mm	901-7550	83.50mm	901-8350	90.50mm	901-9050
76.00mm	901-7600	84.00mm	901-8400	91.00mm	901-9100
76.50mm	901-7650	84.50mm	901-8450	91.50mm	901-9150
77.00mm	901-7700	85.00mm	901-8500	92.00mm	901-9200
77.50mm	901-7750	85.50mm	901-8550	92.50mm	901-9250
78.00mm	901-7800	86.00mm	901-8600	93.00mm	901-9300
78.50mm	901-7850	86.50mm	901-8650	93.50mm	901-9350
79.00mm	901-7900	87.00mm	901-8700	94.00mm	901-9400
79.50mm	901-7950	87.25mm	901-8725	94.50mm	901-9450
80.00mm	901-8000	87.50mm	901-8750	95.00mm	901-9500
80.50mm	901-8050	87.75mm	901-8775	95.50mm	901-9550
81.00mm	901-8100	88.00mm	901-8800	99.50mm	901-9950
81.50mm	901-8150	88.50mm	901-8850	99.75mm	901-9975
82.00mm	901-8200	89.00mm	901-8900	100.00mm	901-1000
82.50mm	901-8250	89.50mm	901-8950		

Red part numbers indicate new items

RING SQUARING TOOLS

Six new dual size ring squaring tools designed to make fitting piston rings as accurate as possible. These tools are CNC machined from 6061-T6 billet tube material and Black Anodized to a brilliant finish. The bore sizes are prominently engraved for easy identification and range in bore sizes from 3.150" to 4.800" SAE and 80mm to 122mm Metric.



Part No.	Side 1		Side 2	
	mm	inch	mm	inch
902-8086	80	3.150	86	3.386
902-8793	87	3.425	93	3.661
902-9400	94	3.700	100	3.937

Part No.	Side 1		Side 2	
	mm	inch	mm	inch
902-0107	101	3.976	107	4.212
902-0815	108	4.252	115	4.527
902-1622	116	4.567	122	4.800

ARP RACING APPAREL

ARP RACING T-SHIRTS

Our T-shirts are heavy-duty 100% cotton and built to last! Adult and children's sizes are available in several colors and designs. **Please call 800-826-3045 or check online at arp-bolts.com/apparel for current selections.**




ARP RACING SWEATSHIRTS HOODED SWEATSHIRTS



Please Note: ARP T-shirt designs and apparel are subject to change without notice. Please call the ARP order desk at 800-826-3045 for more information or visit www.arp-bolts.com/apparel for current selection.

ARP SHORT SLEEVE SHIRTS

BUTTON- UP SHIRTS



POLO SHIRTS



ORDERING PROCEDURES

All apparel must be ordered directly from ARP. Our dealers do not handle apparel. You may charge the order to your Visa or Master Card account. Please make sure you order the correct sizes, as we have a very strict return policy. Appropriate shipping charges will be added to each order; plus sales tax for California residents.

All ARP apparel is sold on the basis of your being responsible for sizes. If there is a problem, you must return the garment to ARP within a week of receipt. Any garment that has been worn and soiled, dry cleaned or laundered, cannot be returned.

ARP WORK APPAREL

LINED WORK JACKET




SHOP APRON



UNIFORM PATCHES



ARP RACING BLANKET



ARP RACING HEAD GEAR



STANDARD FIT BALL CAP

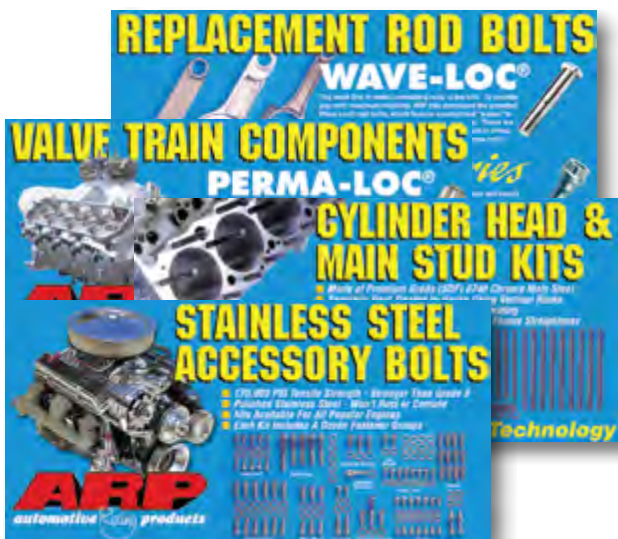


BEANIES



FLEX FIT BALL CAP

ARP PROMOTIONAL MATERIALS



P.O.P. POSTERS AND BANNERS

Product	Size	Part No.
Rod Bolts	24" x 12"	999-9901
Cylinder Head & Main Studs	24" x 12"	999-9902
Valve Train Components	24" x 12"	999-9903
Stainless Steel Accessory Bolts	24" x 12"	999-9904
Pit Banner	5' x 3'	999-9950

ARP AND RACING



800-826-3045

ARP
automotive Racing products

TOLL FREE: 800-826-3045

1863 Eastman Ave. Ventura, CA 93003 USA • Local: 805-339-2200 • Fax: 805-650-0742

Sales Policy & General Information

Hours of Operation: 7:30 AM to 4:30 PM Monday through Friday (Pacific Standard Time).

Will Call Hours: 8:00 AM to 4:00 PM M-F at Ventura location only.

For technical assistance, direct all written correspondence to the address below, or

E-mail us at: info@arpfasteners.com, or

Visit one of our websites at arp-bolts.com or arpdiesel.com

Product Revisions

ARP is committed to continuously improving its product line. As such, kits in this catalog may be revised as needed.

Prices

All prices are subject to change without notice.

Warehouse, Distributor and Jobber price lists are available directly from ARP® or local parts suppliers.

ARP® encourages local retail sales. In the event there is no supplier or special assistance is required, you may contact ARP® directly at 805-339-2200. A list of worldwide ARP® retailers is continually updated at arp-bolts.com



**All ARP® Fasteners
Are Proudly Made
In The U.S.A.**

Orders

Call 800-826-3045 or 805-339-2200 and request the order desk.

FAX orders should be sent to 805-650-0742.

E-mail orders to: arp-esales@arpfasteners.com

Terms

Orders may be paid for using VISA, MasterCard or American Express. All orders and open accounts are subject to credit approval by ARP®.

Shipping

Normal shipping is United Parcel Service Ground.

Next Day Air, 2nd Day Air, and 3-Day Select are also available. Orders must be processed by 12:00 noon (PST). All orders are shipped freight collect.

Merchandise Returns

Contact a customer service representative if you are not completely satisfied with the performance of a product manufactured by ARP® to obtain an RMA. Always include a copy of the original invoice.

Special Projects

Contact our Special Projects Department directly at 805-525-1497.



ARP Fasteners – for everything you race, drive and ride