



PRIMERGY TX2550 M4
Tower or 4U Rack server



Chapter	Folder	Content
	Cover	List of content, Instructions for usage of this configurator, abbreviations
	Description	System Description for easier understanding
1	Base	Describes base units of TX2550 M4
2		Describes rack mount kits and services
3	CPU	Order codes, information E5-2600v5 series processors
4	RAM	DDR4 System memory (RAM) and memory modes
5	GFX	Graphics-, Grid-cards, GPU and Xeon Co processors
6	HD cage	HDD cage kits
7	RAID	SAS / RAID Controller and components
8	ODD	Optical disk drives (DVD, DVD-rw, Blu ray)
9	Backup	LTO drives & RDX drive
10	HD SSD	Storage drives - PCIe SSD - SAS/SATA SSD & HDD
11	LAN	LAN Components
12	FC_IB	Fibre Channel Controller
13		Infiniband Controller
14	PSU	Power supply units, power cables, country specifics
15	USB devices	Keyboards, Mice, USB devices
16	others	System Management, ATD, RS232 port, TPM module

Instructions

This document contains basic product and configuration information that supports you in more complicated configurations.

In any case we recommend to use the PC-/SystemArchitect to make sure, that you configure a valid system.

This System configurator is divided into several chapters. They are identical to the current price list and PC-/SystemArchitect.

Please follow this document step by step from the top to the botto

Chapter xx - description of chapter

Text fields with grey color offer extra information for related topics (e.g prerequisites, technical back ground, configuration rules, limitations, ...

S26361-F4610-E2
S26361-F4610-L3
PLAN 2x1Gb Ethern. Controller
i350-T2 chip (based on Intel Powerville) offers 2x1Gb RJ45 connectors
PCIe Gen2 x4 full height card
max. 6x per system

<-- order code E-part (bold) --

<-- order code L-part (bold)

<-- "name" of this part

<--description of this part, in same cases as well description of content

<--requires a free PCIe slot --> means total amount of PCIe slots reduced

<--indicates how often this part can be configured in the related Server

For further information see:

Link to datasheet:

[http:// xxx](http://xxx)

http://ts.fujitsu.com/products/standard_servers/index.html

(internet)

https://partners.ts.fujitsu.com/com/order-supply/configurators/primergy_config/Pages/default.aspx

(extranet)

Fujitsu is providing the content of this document with very high accuracy. In case you identify a mistake, we would kindly encourage you to inform us. We kindly ask for understanding, that errors still may occur and that Fujitsu may change this document without notice

PRIMERGY TX2550 M4 server offers 3 drive mounting areas:

upper drive area - optional

- for up to 3x 1.6" bays for optical disk drives or back-up drives
- or up to 4x 3.5" LFF HDD and 1x 9.5mm optical disk drive
- or up to 8x 2.5" SFF HDD/SSD/PCIe-SSD and 1x 1.6" bay for optical disk drive or back-up drive

combined bottom/mid drive area - optional

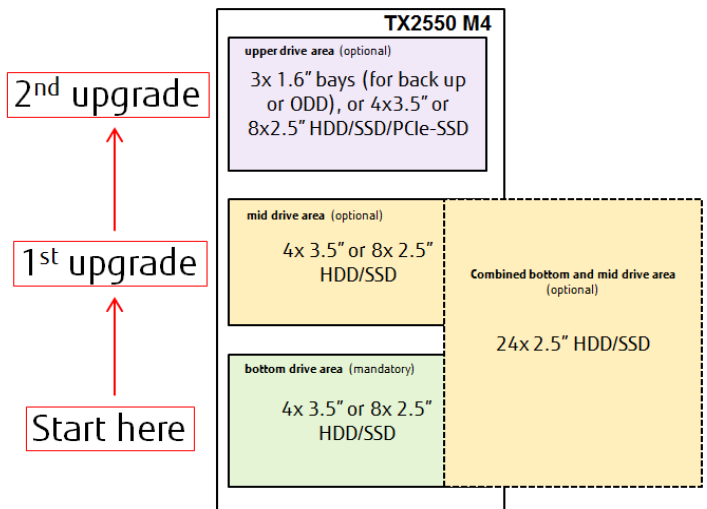
- for up to 24x 2.5" SFF HDD/SSD

mid drive area - optional

- for up to 4x 3.5" LFF HDD
- or up to 8x 2.5" SFF HDD/SSD

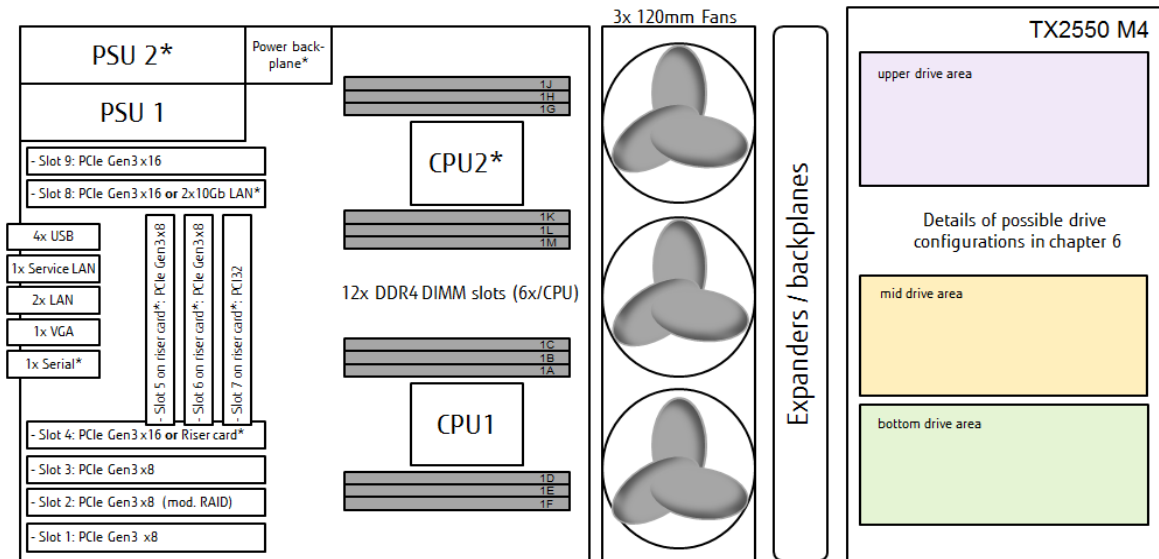
bottom drive area - mandatory

- for up to 4x 3.5" LFF HDD
- or up to 8x 2.5" SFF HDD/SSD



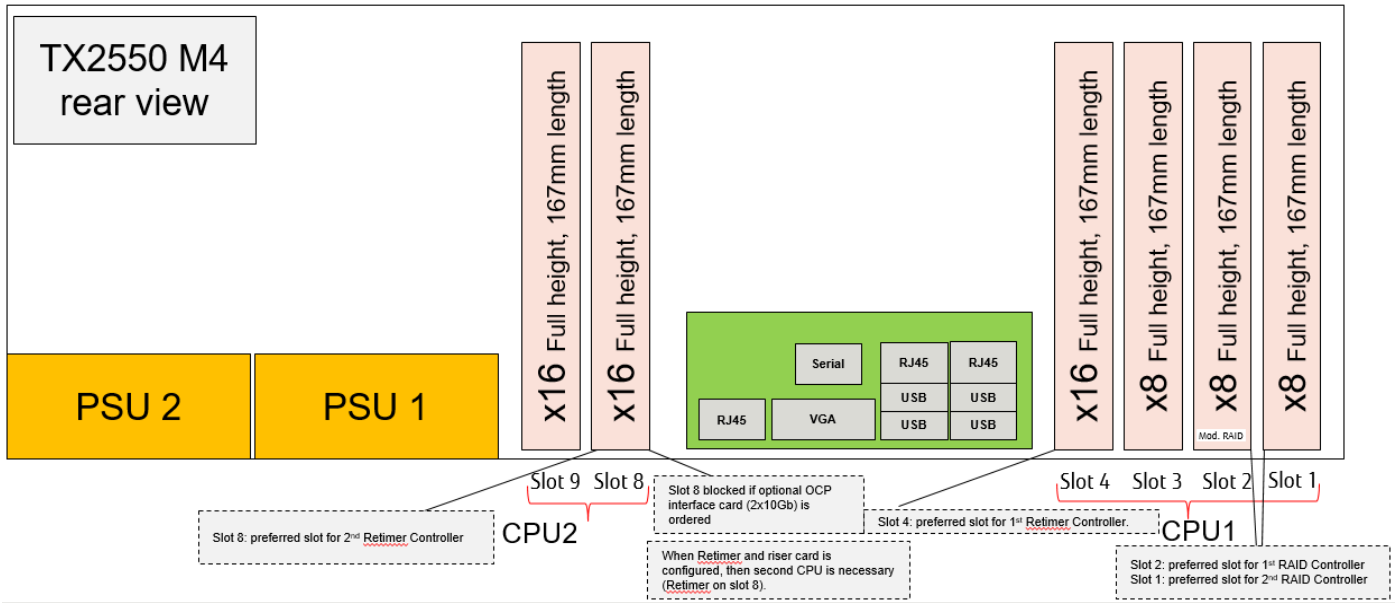
! All possible configurations in chapter 6: "HD_cage"

Schematic overview of the interior of PRIMERGY TX2550 M4

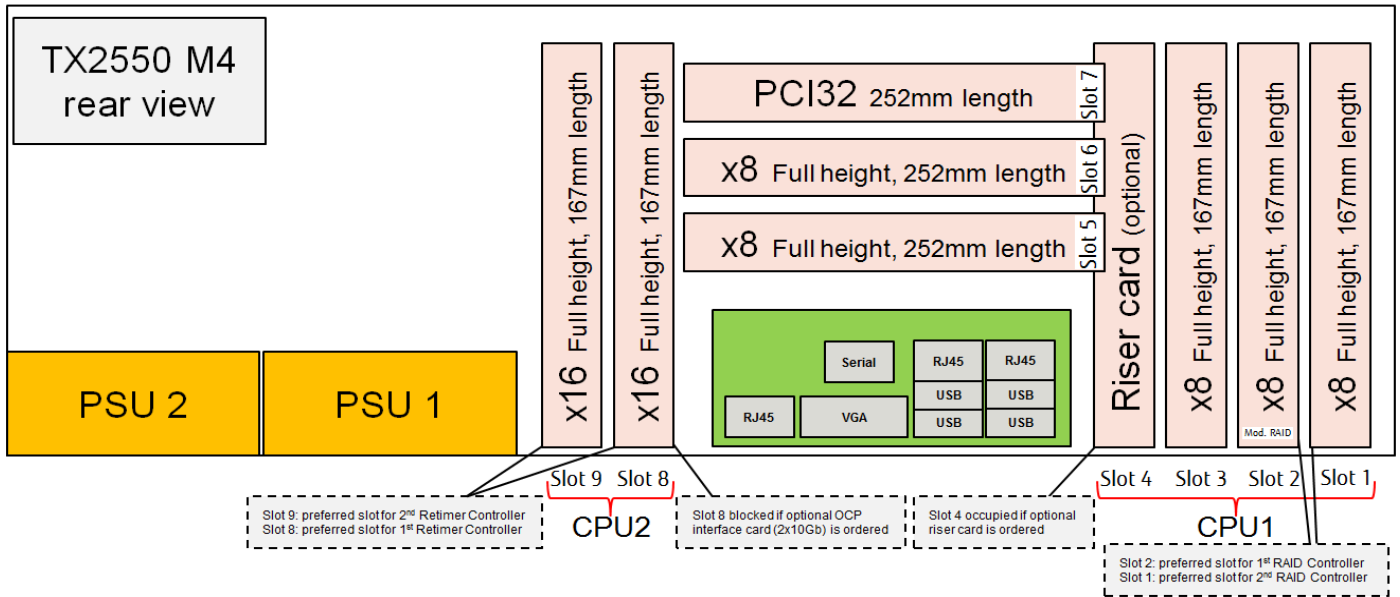


*Option.
 - Slots 1,2,3,4, 5, 6 and 7 available with CPU1.
 - Slots 8 and 9 available with CPU2.

Schematic overview of onboard PCIe slots on PRIMERGY TX2550 M4



Schematic overview of onboard PCIe slots and PCIe/PCI32 slots on optional riser card on PRIMERGY TX2550 M4



recommended components for TX2550 M4	#
Independant Mode installation	1x
PLAN EM Blind Panel OCP	1x
Region kit APAC/EMEA/India	1x
iRMC S4 advanced pack	1x
Modular PSU 450W platinum hot plug	2x

Chapter 1 - base unit

Start

Power supply units & cooling:

PRIMERGY TX2550 M4 offers bays for 2x (1x optional hot plug redundant) power supply units of 450W, 800W, 1.200W with up to 96% efficiency. Equipped with high performance, full height CPU heat pipes and 3x120mm high power fans (optional non-hot plug redundant or single hot plug red.) with optimized blades and fan control for silent and safe operation. Rack options ex factory or via retrofit upgrade with rack conversion kit.

Server Management:

iRMC S5 (Integrated Remote Management Controller) on-board with dedicated Service LAN-port and integrated graphics controller. With onboard indicators and controls to easily highlight failed components via LEDs displayed during service even without mains connection by simply pressing the "indicate CSS" button. Optional ServerView Suite software incl. ServerView Installation Manager, Server View Remote Management and tools.

Platform:

Fujitsu Systemboard D3386 made in Germany based on Chipset Intel® C624, up to two Xeon EP2600 v5 series CPUs, two Intel® UltraPath Interconnect (Intel® UPI) point-to-point links and onboard RAID 0/1 6Gbit/s available for up to 8x SATA drives.

Slots: 6x PCIe slots are on board, with optional riser card up to 7x PCIe slots + 1x PCI32 slot are available:

- > 4x PCIe slots onboard, full height, 167mm length, supported with first CPU:
 - Slot 1: PCIe-Gen3 x8 (occupied in configurations with 2x RAID controllers; notched for installation of a x16 card)
 - Slot 2: PCIe-Gen3 x8 (occupied in configurations with 1x RAID controller; notched for installation of a x16 card)
 - Slot 3: PCIe-Gen3 x8 (notched for installation of a x16 card)
 - Slot 4: PCIe-Gen3 x16 (occupied in configurations with optional riser card or retimer)
- > Optional full height riser card on PCIe slot 4 offers 2x additional PCIe slots, full height, 252mm and 1x PCI32 slot, with first CPU:
 - Slot 5: PCIe-Gen3 x8
 - Slot 6: PCIe-Gen3 x8
 - Slot 7: PCI-32Bit
- > 2x PCIe slots onboard full height, 167mm length, supported with second CPU:
 - Slot 8: PCIe-Gen3 x16 (occupied in configurations with 1x Retimer controller (when riser card (on slot 4) parallelly configured))
 - Slot 9: PCIe-Gen3 x16

System RAM:

12x slots for DDR4-2666MHz RAM modules available (6x RAM modules per CPU). Memory speed depends on CPU and configuration.

LAN: 2x 1Gb LAN onboard; optional 2x 10Gb T or 2x 10Gb SFP+ interface card onboard with OCP carrier card (OCP carrier card blocks PCIe slot 8).

Interfaces at rear side

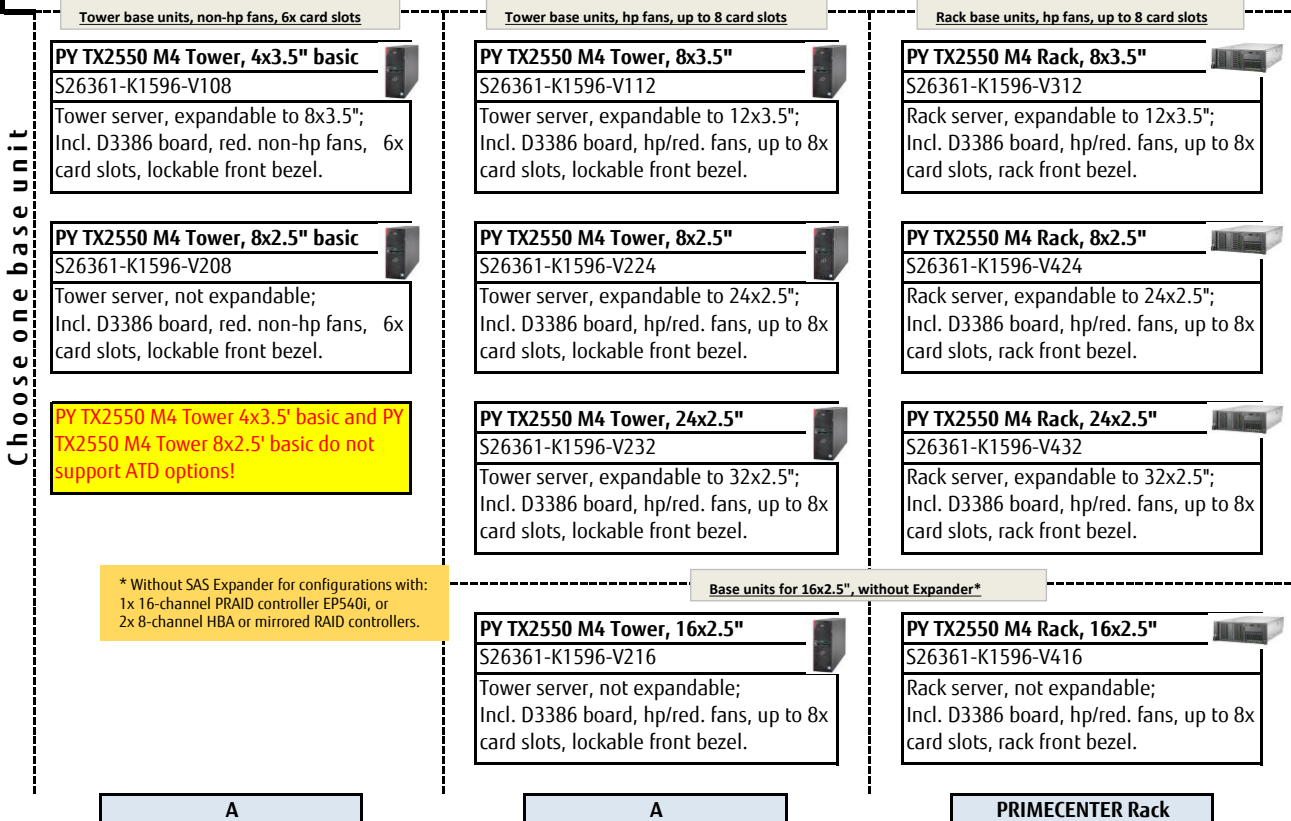
- 1x optional RS-232-C (serial port, 9 pin)
- 2x LAN RJ45 (additional 2x RJ45 optionally available)
- 1x service LAN RJ45 (1 Gbit)
- 1x VGA (15 pins)
- 4x USB 3.0

Interfaces at front side

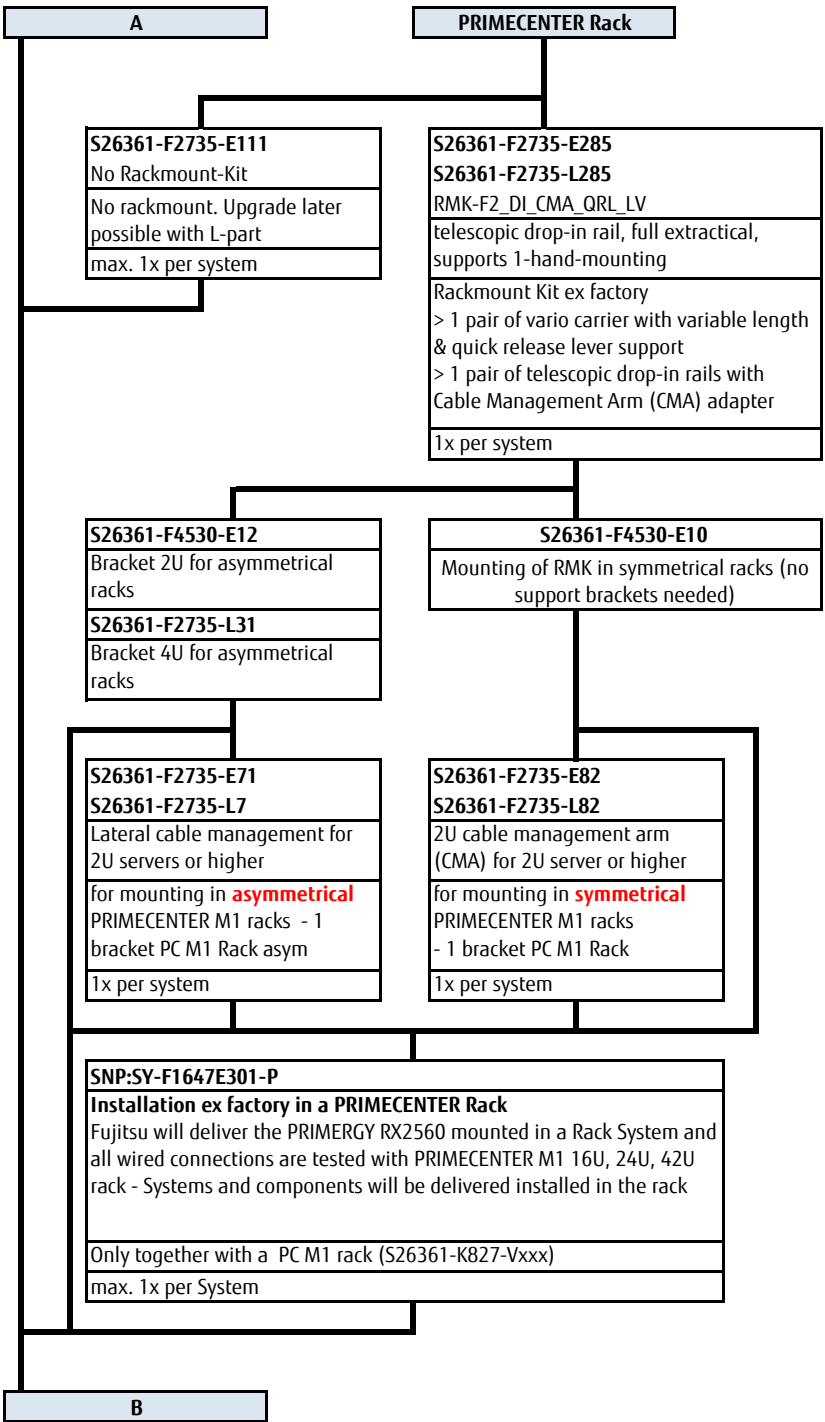
- 2x USB 3.0 (no USB wakeup)

Interfaces internal

- 1x USB 2.0 for backup devices, 1x USB 3.0 (type A)
- 2x M.2 SATA/PCIe
- 1x connector for TPM, 1x microSD card slot



Chapter 2 - Rack architecture



S26361-F1729-L290
Rack conversion kit
Contains all necessary parts to convert PRIMERGY TX2550 M4 Tower Server into a Rack server.

Rack mounting kit has to be ordered seperately.

The installation service is to be ordered once per installable server/storage subsystem, in order to get the server/storage subsystem mounted into the racks. In case of the 46 U PCR S2 this service has to be ordered, to get the mounting kits and the cables installed.

Chapter 3 - CPU

B

There are 2 processor sockets available. Please configure 1 or 2 Processors.

- >> All processors have to be the same type.
- >> With one processor LOM, iRMC and 6x DIMM slots are available
- >> With two processors all 12x DIMM slots are available.
- >> To configure 2nd CPU an additional cooler kit is required.
- >> Empty CPU slot have to be filled up with a CPU Dummy!

* HT = Hyper Threading

Xeon Bronze 3100 - Basic (Shelf 1)		
64-bit Intel Xeon processor supporting DDR4 @ 2133MHz & QPI Bus @ 9.6 GT/s		
Xeon Bronze 3104 6C nHT 1.7GHz 85W	S26361-F4051-E104	S26361-F4051-L104
Xeon Bronze 3106 8C nHT 1.7GHz 85W	S26361-F4051-E106	S26361-F4051-L106
Xeon Silver 4100 - Standard (Shelf 2)		
64-bit Intel Xeon processor supporting HT*, DDR4 @ 2400 MHz & QPI Bus 9.6 GT/s		
Xeon Silver 4108 8C 1.8GHz 85W	S26361-F4051-E108	S26361-F4051-L108
Xeon Silver 4110 8C 2.1GHz 85W	S26361-F4051-E110	S26361-F4051-L110
Xeon Silver 4114 10C 2.2GHz 85W	S26361-F4051-E114	S26361-F4051-L114
Xeon Silver 4116 12C 2.1GHz 85W	S26361-F4051-E116	S26361-F4051-L116
Xeon Silver 4100 - Frequency Optimized (Shelf 2)		
64-bit Intel Xeon processor supporting HT*, DDR4 @ 2400 MHz & QPI Bus @ 9.6 GT/s		
Xeon Silver 4112 4C 2.6GHz 85W	S26361-F4051-E212	S26361-F4051-L212
Xeon Gold 5100 - Advanced (Shelf 3)		
64-bit Intel Xeon processor supporting HT*, DDR4 @ 2400 MHz & QPI Bus @ 10.4 GT/s		
Xeon Gold 5115 10C 2.4GHz 85W	S26361-F4051-E115	S26361-F4051-L115
Xeon Gold 5118 12C 2.3GHz 105W	S26361-F4051-E118	S26361-F4051-L118
Xeon Gold 5120 14C 2.2GHz 105W	S26361-F4051-E120	S26361-F4051-L120
Xeon Gold 5100 - Frequency Optimized (Shelf 3)		
64-bit Intel Xeon processor supporting HT*, DDR4 @ 2666 MHz & QPI Bus @ 10.4 GT/s		
Xeon Gold 5122 4C 3.6GHz 105W	S26361-F4051-E222	S26361-F4051-L222
Xeon Gold 6100 - Advanced (Shelf 4)		
64-bit Intel Xeon processor supporting HT*, DDR4 @ 2666 MHz & QPI Bus @ 10.4 GT/s		
Xeon Gold 6130 16C 2.1GHz 125W	S26361-F4051-E130	S26361-F4051-L130
Xeon Gold 6140 18C 2.3GHz 140W	S26361-F4051-E140	S26361-F4051-L140
Xeon Gold 6138 20C 2.0GHz 125W	S26361-F4051-E138	S26361-F4051-L138
Xeon Gold 6148 20C 2.4GHz 150W	S26361-F4051-E148	S26361-F4051-L148
Xeon Gold 6152 22C 2.1GHz 140W	S26361-F4051-E152	S26361-F4051-L152
Xeon Gold 6100 - Frequency Optimized (Shelf 4)		
64-bit Intel Xeon processor supporting HT*, DDR4 @ 2666 MHz & QPI Bus @ 10.4 GT/s		
Xeon Gold 6128 6C 3.4GHz 115W	S26361-F4051-E228	S26361-F4051-L228
Xeon Gold 6134 8C 3.2GHz 130W	S26361-F4051-E234	S26361-F4051-L234
Xeon Gold 6126 12C 2.6GHz 125W	S26361-F4051-E226	S26361-F4051-L226
Xeon Gold 6136 12C 3.0GHz 150W	S26361-F4051-E236	S26361-F4051-L236
Xeon Gold 6132 14C 2.6GHz 140W	S26361-F4051-E232	S26361-F4051-L232
Xeon Gold 6142 16C 2.6GHz 150W	S26361-F4051-E242	S26361-F4051-L242
Xeon Platinum 8100 Advanced (Shelf 4)		
64-bit Intel Xeon processor supporting HT*, DDR4 @ 2666 MHz & QPI Bus @ 10.4 GT/s		
Xeon Platinum 8153 16C 2.0GHz 125W	S26361-F4051-E153	S26361-F4051-L153
Xeon Platinum 8160 24C 2.1GHz 150W	S26361-F4051-E160	S26361-F4051-L160
Xeon Platinum 8164 26C 2.0GHz 150W	S26361-F4051-E164	S26361-F4051-L164
Xeon Silver 4100 - Embedded (Shelf 2)		
64-bit Intel Xeon processor supporting HT*, DDR4 @ 2400 MHz & QPI Bus @ 9.6 GT/s		
Xeon Silver 4114T 10C 2.2GHz 85W (only Special Release)	S26361-F4051-E414	S26361-F4051-L414
Xeon Gold 5100 - Embedded (Shelf 3)		
64-bit Intel Xeon processor supporting HT*, DDR4 @ 2400 MHz & QPI Bus @ 10.4 GT/s		
Xeon Gold 5119T 14C 1.9GHz 85W	S26361-F4051-E419	S26361-F4051-L419

C1

C1

Cooler Kit (see comment above; for upgrade please use according kit to the selected CPU)		
Cooling Kit 2nd CPU	S26361-F3849-E100	
Cooler Kit for 2nd CPU		S26361-F4051-L850

D

Chapter 4 - DDR4 System memory

D

Each CPU offers 6 Slots for DDR4 Memory Modules organised in 1 Banks and 6 Channels with 2 Memory Controllers (3 Channels each).

If you need more than 6 Slots you have to configure the 2nd CPU.

Depending on the amount of memory configured you can decide between 4 basic modes of operation (see explanation below).

There are 2 different kinds of DDR4 Memory Modules available: RDIMM and RDIMM 3DS (also known as TSV)

Mix of RDIMM and RDIMM 3DS is under investigation (currently not allowed).

Supported memory capacities per CPU:

192 GB DDR4 RDIMM (6x 32GB 2Rx4)

384 GB DDR4 RDIMM 3DS (6x 64GB 4Rx4)

Supported memory capacities per System:

384 GB using RDIMM

768 GB using RDIMM 3DS technology with 64GB per module

The memory speed is independent from the configuration (1DPC) but restricted by the CPU SKU (max. 2.666 MT/s).

DDR4 memory is operated at 1.2V

Preview on NVDIMM support in 2018 (not POR for release in 2017)

Up to 4 NVDIMMs are supported per System (2 per CPU)

This leads to the following maximum memory capacity per System:

2-304 GB DDR4 with 4x 512GB NVDIMM (2.048GB) + 8x 32GB RDIMM (256GB)

S26361-F3694-E10	Independent Memory Mode
Independent Channel Mode allows all channels to be populated in any order. All channels must run at the same interface frequency. But each channel may run at different DIMM timings (RAS latency, CAS latency, and so forth). The slowest memory module defines to bus speed.	
Configuration: minimum 1 memory module per CPU, maximum 6 memory modules per CPU	
S26361-F3694-E2	Performance Memory Mode
BIOS preconfiguration for maximum Performance. Four identical memory modules will be equipped in each slot of each channel to achieve highest memory performance. Always a multiple of 6 identical modules must be configured per CPU. All six modules are active and full capacity can be used.	
Configuration: 6 memory modules per CPU	
S26361-F3694-E3	Mirror Channel Mode
BIOS preconfiguration for Mirror mode. Two or three identical memory modules are always equipped at one memory controller to use the mirrored channel mode. Half of the modules contain active data, the remaining modules contain mirrored data. See details below.	
Configuration: minimum 4 memory module or 8 memory module or 12 memory modules per CPU	

Registered Memory (RDIMM) with DDC (chipkill) and ECC support x8		
8GB (1x8GB) 2Rx8 DDR4-2666 R ECC	S26361-F4026-E118	S26361-F4026-L118
16GB (1x16GB) 2Rx8 DDR4-2666 R ECC	S26361-F4026-E116	S26361-F4026-L116
Registered Memory (RDIMM) with DDC (chipkill) and ECC support x4		
8GB (1x8GB) 1Rx4 DDR4-2666 R ECC	S26361-F4026-E208	S26361-F4026-L208
16GB (1x16GB) 2Rx4 DDR4-2666 R ECC	S26361-F4026-E226	S26361-F4026-L226
16GB (1x16GB) 1Rx4 DDR4-2666 R ECC	S26361-F4026-E216	S26361-F4026-L216
32GB (1x32GB) 2Rx4 DDR4-2666 R ECC	S26361-F4026-E232	S26361-F4026-L232
Registered Memory (RDIMM) 3DS with DDC (chipkill) and ECC support		
64GB (1x64GB) 4Rx4 DDR4-2666 3DS ECC	S26361-F4026-E364	S26361-F4026-L364
Registered Memory (RDIMM) LR with DDC (chipkill) and ECC support		
64GB (1x64GB) 4Rx4 DDR4-2666 LR ECC	S26361-F4026-E464	S26361-F4026-L464
NVDIMM 2666 (will be launched in 2018; not POR for first release)		
128GB (1x128GB) DDR4-2666 NV ECC	TBD	TBD
256GB (1x256GB) DDR4-2666 NV ECC	TBD	TBD
512GB (1x512GB) DDR4-2666 NV ECC	TBD	TBD

only special release

only special release

only special release

E

Detailed information

Mode	Configuration	RDIMM		Use case, advantage
		x8	x4	
SDDC (chipkill) support	any	no	yes	supports detecting multi-bit errors
Independant channel mode	1, 2 or 3 Modules per Bank	yes	yes	offers max. flexibility, upgradeability, capacity
Mirrored channel mode *)	4 identical Modules / Bank	no	yes	offers maximum security
Performance mode	4 identical Modules / Bank	yes	yes	offers maximum performance and capacity

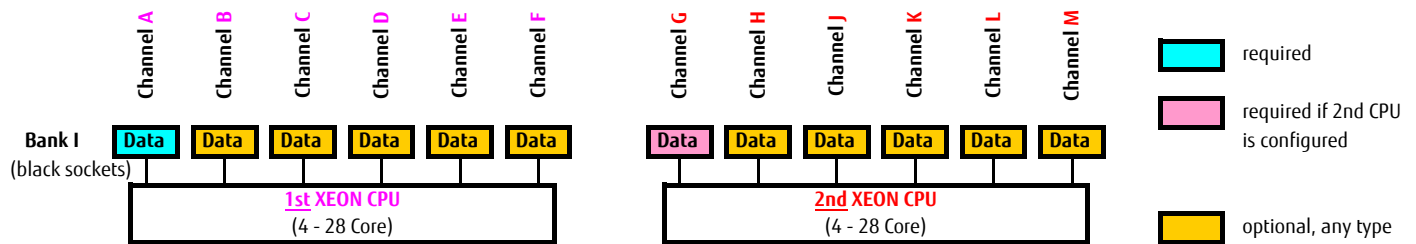
*) For the delivery ex factory the system will be prepared with dedicated BIOS setting.

Capacity	Configuration	RDIMM	LRDIMM	Notes
Min. Memory per CPU	1 Module / CPU	1x8GB	1x64GB	with one CPU
Max. Memory per CPU	6 Modules / CPU	6x32GB	6x64GB	with one CPU
Max. Memory per System	12 Modules / System	384GB	768GB	if second CPU is configured

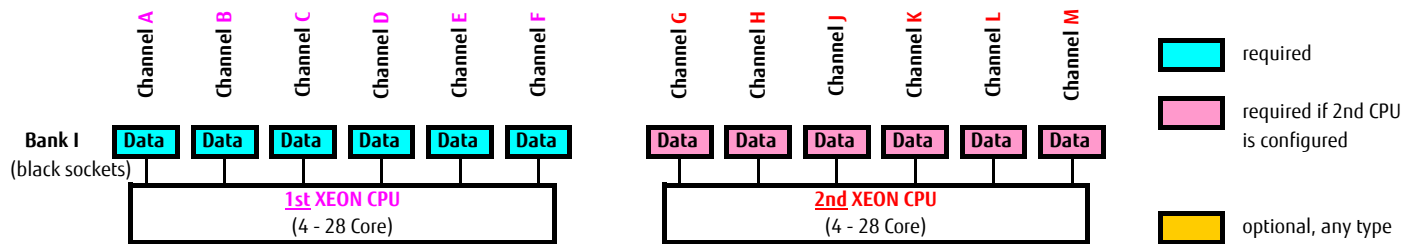
The memory sockets on the Systemboards are color coded

Bank I	black sockets	Bank II	blue sockets
---------------	---------------	----------------	--------------

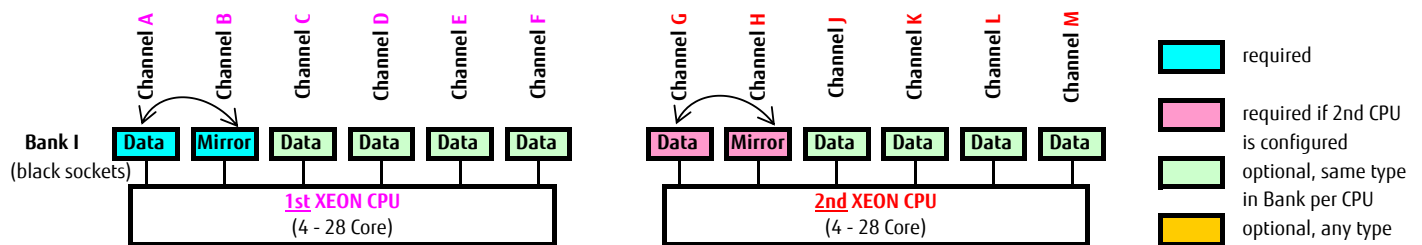
Independant channel mode



Performance Channel Mode

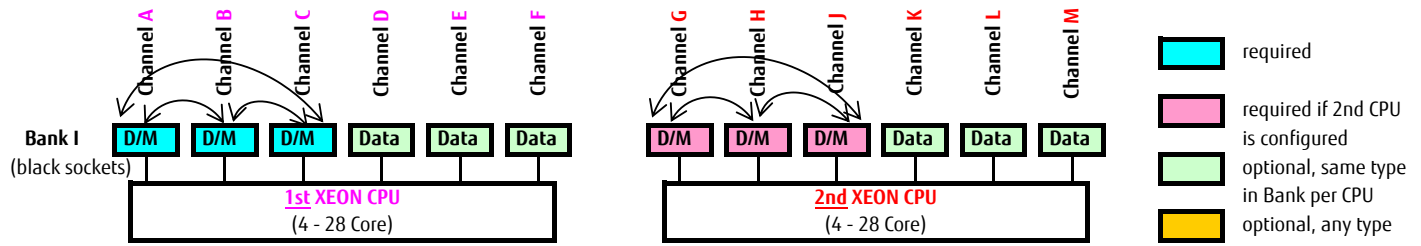


Mirror Channel Mode (2 DIMMS per CPU)



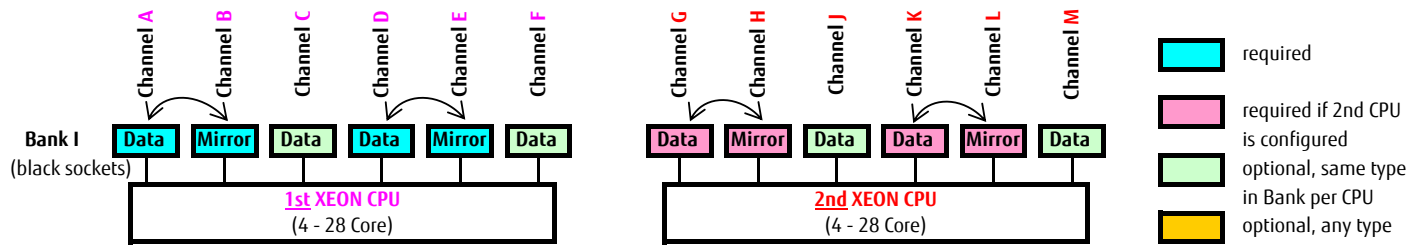
Mirrored Channel Mode (2 DIMMS per CPU) requires identical modules on channel A & B (1st CPU) or channel G & H (2nd CPU) 50% of the capacity is used for the mirror => the available memory for applications is only half of the installed memory. If this mode is used, a multiple of 2 identical modules has to be ordered.

Mirror Channel Mode (3 DIMMS per CPU)



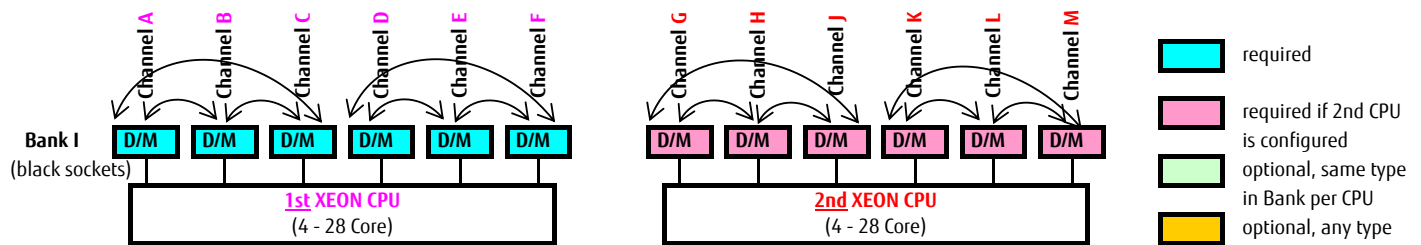
Mirrored Channel Mode (3 DIMMS per CPU) requires identical modules on channel A, B & C (1st CPU) or channel G, H & J (2nd CPU) 50% of the capacity is used for the mirror => the available memory for applications is only half of the installed memory. If this mode is used, a multiple of 3 identical modules has to be ordered.

Mirror Channel Mode (4 DIMMS per CPU)



Mirrored Channel Mode (4 DIMMS per CPU) requires identical modules on channel A, B, D & E (1st CPU) or channel G, H, K & L (2nd CPU) 50% of the capacity is used for the mirror => the available memory for applications is only half of the installed memory. If this mode is used, a multiple of 4 identical modules has to be ordered.

Mirror Channel Mode (6 DIMMS per CPU)



Mirrored Channel Mode requires identical modules on channel A, B, C, D, E, F (1st CPU) or channel G, H, J, K, L and M (2nd CPU) 50% of the capacity is used for the mirror => the available memory for applications is only half of the installed memory. If this mode is used, a multiple of 6 identical modules has to be ordered.

Chapter 5 - Graphics cards

E

„on special release only!“

S26361-F2748-E538
S26361-F2748-L538
PGRA CP NVS 1GB VGA PCIe x16
NVIDIA NVS315 1024 MB PCIe-x16
Connectors: 1x LFH 59, cable kit for 2x DVI or 2x VGA cable kits included
Dual head + professional 2-D + 3-D supported for Windows OS native driver support for Linux OS
occupies slot 3 (or 8)
max. 1x per system

The high end optional NVIDIA NVS315 graphic card offers dual head operation and full 3D video support.
The cables for either two times DVI-I or VGA connections are included.
Remote Video direction via iRMC must be disabled.
This PCIe-x16 card can also be installed in a PCIe-x4, x8 or standard x16 slot.

S26361-F4066-E400
S26361-F4066-L400
PGRA CP NVIDIA Quadro P400
NVIDIA Quadro
2GB PCIe 3.0 x16
Connectors: 3x Mini-DP
no cable kits included cable must be ordered seperately
Triple head + professional 2-D + 3-D supported for Windows OS native driver support for Linux OS
occupies slot 3 (or 8)
full height bracket
max. 1x per system

The high end optional NVIDIA Quadro P400 graphic card offers triple head operation and full 3D video support.
The cables kit is not included. It is necessary to order cable kit.
Remote Video direction via iRMC must be disabled.

S26361-F4066-E11
S26361-F4066-L11
MiniDP-DP ADAPTER
max. 3x per card

S26361-F4066-E12
S26361-F4066-L12
DP-VGA ADAPTER
max. 3x per card

S26361-F4066-E13
S26361-F4066-L13
DP-DVI ADAPTER
max. 3x per card

Intel PAC A10 FPGA Card

Will be available beginning of September 2018

S26361-F4067-E1

S26361-F4067-L1

Intel PAC Arria 10 GX FPGA

Intel Programmable Acceleration Card with Arria 10 GX FPGA.


power cables from PSU need to be ordered separately. 800W or higher PSU is recommended

INTEL PAC W/A10 FPGA, PCIe-x16(Mechanical) FPGA card, 1x SFP+ w/ 4x 10GbE or 40GbE support

max. 2x per system

F

Chapter 6 - HD drive cage



HD drive cage is a metal box providing bays for 3.5" HDDs or 2.5" HDDs/SSDs/PCIe-SSDs. Choose out of the following HD cage upgrade kits, depending on pre-selected TX2550 M4 base unit and the targeted configuration. Each upgrade kit contains all relevant parts such as metal cage, backplane, cables and mounting material.

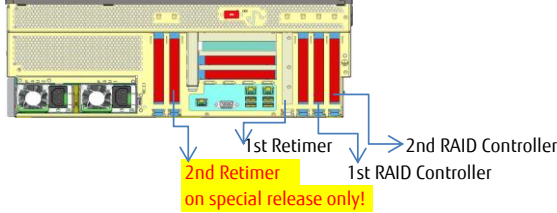
Upgrade kits for the upper drive area require the completion of the mid drive area (except for PCIeSSDs).

Up to 3x 1.6x5.25" bays are available in the upper drive area for an ODD and/or backup drive configurations; in the 12x3.5" configuration, a 9.5mm bay is available for a slim ODD. Refer to sections "ODD" and "backup" for details.

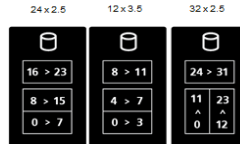
Upgrade kits are available either ex factory (E-codes) or for retrofit upgrade (L-codes). RAID configurations are recommendations; refer to section "RAID" for available options.

Preferred slots for controller assignment

Rear side view (incl. riser card option; refer to sheet "Description" for details)



General drive numbering scheme



TX2550 M4 front views of expandable base units and corresponding HD drive cage options:

Base unit



PY TX2550 M4 Tower, 4x3.5"
S26361-K1596-V108

RAID configuration	HBA- or RAID-Controller or onboard RAID. Refer to section "RAID" for options.
ODD / Backup	3x 1.6x5.25" bays are available for an optical and/or backup drives in the upper drive area.

HD cage upgrades



S26361-F4047-E11	Upgrade kit for 4x3.5" HDD, mounted in the mid drive area
S26361-F4047-L11	
RAID configuration	8-channel HBA- or RAID-Controller. Refer to section "RAID" for options.
ODD / Backup	3x 1.6x5.25" bays are available for an optical and/or backup drives in the upper drive area.

Base unit



PY TX2550 M4 Tower, 8x3.5"
S26361-K1596-V112

PY TX2550 M4 Rack, 8x3.5"
S26361-K1596-V312


24x SAS Expander included in Upgrade kit for 4x3.5" HDD

RAID configuration	8-channel HBA- or RAID-Controller. Refer to section "RAID" for options.
ODD / Backup	3x 1.6x5.25" bays are available for an optical and/or backup drives in the upper drive area.

HD cage upgrades





S26361-F4047-E12	Upgrade kit for 4x3.5" HDD, mounted in the upper drive area, incl. 24x SAS Expander
S26361-F4047-L12	
S26361-F3900-E125	Upgrade kit for 2x non-hp 2.5" HDD/SSD, mounted in the left side of the bottom/mid HD cages (drives not visible/accessible from the outside); requires UG-kit for 4x3.5" HDD
S26361-F3900-L125	
RAID configuration	8-channel HBA- or RAID-Controller. Refer to section "RAID" for options.
ODD / Backup	1x 9.5mm bay is available for a slim optical drive in the upper drive area.



Base unit



PY TX2550 M4 Tower, 8x2.5" S26361-K1596-V224	
--	---

PY TX2550 M4 Rack, 8x2.5" S26361-K1596-V424	
---	---

24x SAS Expander included in Upgrade kit for 8x2.5" HDD

RAID configuration	HBA- or RAID-Controller. Refer to section "RAID" for options.
---------------------------	---

ODD / Backup	3x 1.6x5.25" bays are available for an optical and/or backup drives in the upper drive area.
---------------------	--



HD cage upgrades



S26361-F4047-E21 S26361-F4047-L21	Upgrade kit for 8x2.5" HDD/SSD, mounted in the mid drive area, incl. 24x SAS Expander
--------------------------------------	---

RAID configuration	8-channel HBA- or RAID-Controller. Refer to section "RAID" for options.
---------------------------	---

ODD / Backup	3x 1.6x5.25" bays are available for an optical and/or backup drives in the upper drive area.
---------------------	--



S26361-F4047-E22	Upgrade kit for 8x2.5" HDD/SSD, mounted in the upper drive area.
S26361-F4047-L22	This option requires S26361-F4047-E21 / S26361-F4047-L21.
S26361-F4047-E31	Upgrade kit for 4x2.5" PCIe-SSD, mounted in the upper drive area.
S26361-F4047-L31	This option requires 1x Retimer (or EP5xx-series PRAID controller on special release only!).
S26361-F4047-E32	Upgrade kit for 8x2.5" PCIe-SSD, mounted in the upper drive area. This option requires 2x Retimer or EP540i-series PRAID controller. Retimer requires 2x CPU. -L32 requires S26361-F4047-E31 or -L31. Only special release.
S26361-F4047-L32	


RAID configuration	HBA- or RAID- or Retimer-Controllers. Refer to section "RAID" for options.
---------------------------	--


ODD / Backup	1x 1.6x5.25" bay is available for an optical or backup drive in the upper drive area.
---------------------	---



Base unit



PY TX2550 M4 Tower, 24x2.5" S26361-K1596-V232	
---	---

PY TX2550 M4 Rack, 24x2.5" S26361-K1596-V432	
--	---

Including 32x SAS Expander!

RAID configuration	3x 8-channel HBA- or RAID-Controllers. Refer to section "RAID" for options.
---------------------------	---

ODD / Backup	3x 1.6x5.25" bays are available for an optical and/or backup drives in the upper drive area.
---------------------	--




HD cage upgrades



S26361-F4047-E22	Upgrade kit for 8x2.5" HDD/SSD, mounted in the upper drive area.
S26361-F4047-L22	This option requires S26361-F4047-E21 / S26361-F4047-L21.
S26361-F4047-E31	Upgrade kit for 4x2.5" PCIe-SSD, mounted in the upper drive area.
S26361-F4047-L31	This option requires 1x Retimer (or EP5xx-series PRAID controller on special release only!).
S26361-F4047-E32	Upgrade kit for 8x2.5" PCIe-SSD, mounted in the upper drive area. This option requires 2x Retimer or EP540i-series PRAID controllers. Retimer requires 2x CPU. -L32 requires S26361-F4047-E31 or -L31. Only special release.
S26361-F4047-L32	

RAID configuration	8-channel HBA- or RAID-Controllers, plus 1x or 2x Retimer-Controllers. Refer to section "RAID" for options.
---------------------------	---


	ODD / Backup	1x 1.6x5.25" bay is available for an optical or backup drive in the upper drive area.
---	---------------------	---



TX2550 M4 front views of Not expandable base units (no HD drive cage options available):

Base unit




PY TX2550 M4 Tower, 8x2.5"	
S26361-K1596-V208	


RAID configuration	8-channel HBA- or RAID-Controller or onboard RAID. Refer to section "RAID" for options.
---------------------------	---

ODD / Backup	3x 1.6x5.25" bays are available for an optical and/or backup drives in the upper drive area.
---------------------	--

Base unit



PY TX2550 M4 Tower, 16x2.5"	
S26361-K1596-V216	

PY TX2550 M4 Rack, 16x2.5"	
S26361-K1596-V416	

RAID configuration	2x 8-channel HBA- or mirrored RAID-Controllers or 1x 16-channel PRAID controller EP540i. Refer to section "RAID" for options.
---------------------------	---

ODD / Backup	3x 1.6x5.25" bays are available for an optical and/or backup drives in the upper drive area.
---------------------	--



You did not find your preferred drive cage configuration in this list of popular bundles?
 Please contact our made4you team (mailto: customer.projects@ts.fujitsu.com) for customer specific solutions, or visit us: <https://partners.ts.fujitsu.com/com/order-supply/General%20information/made4you>

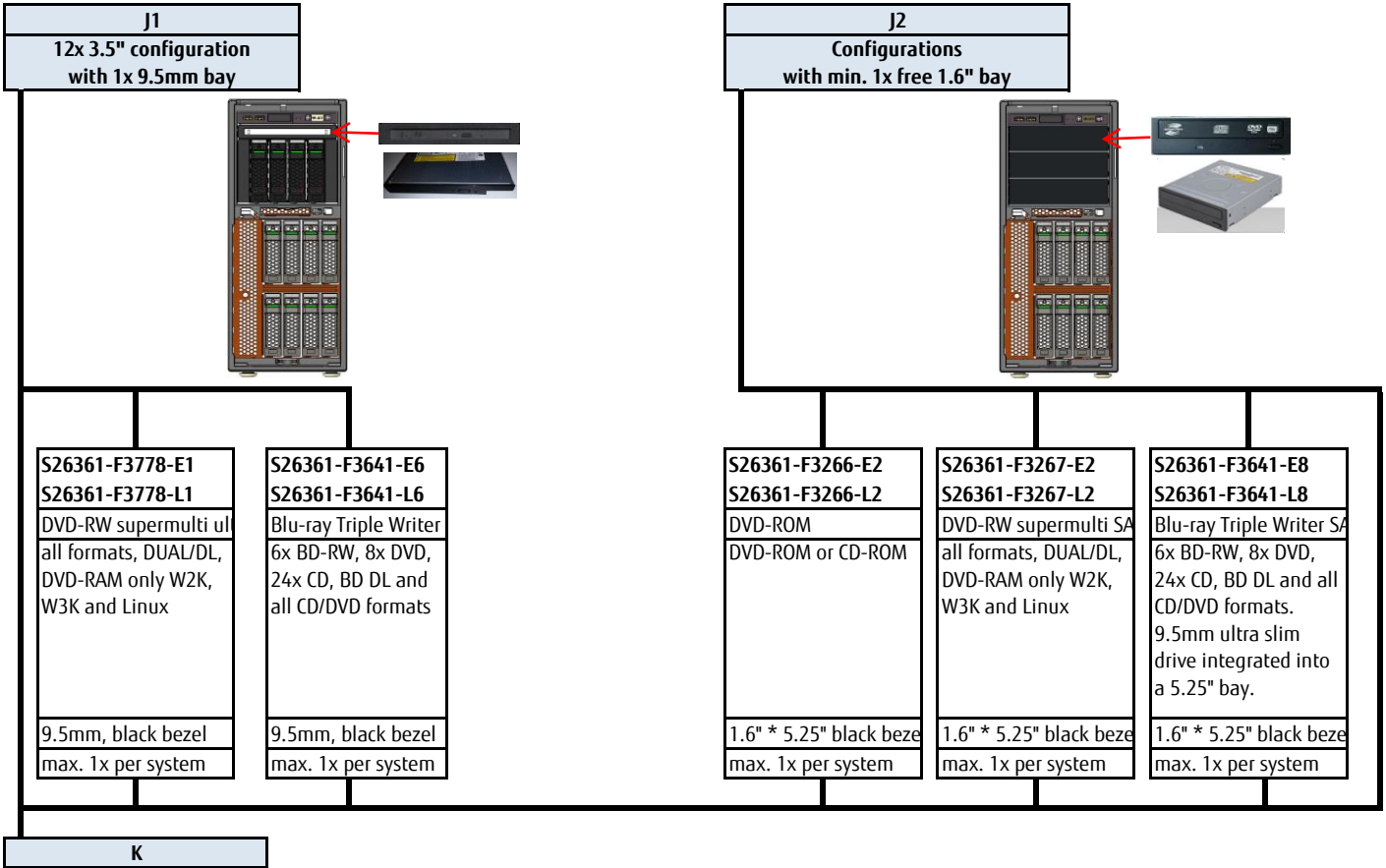
G

Chapter 7 - SAS / RAID Controller

F			
for combination and max number of controllers please see folder base / chassis; max number of some controllers can vary with base units with 6x card slots			
onboard SATA controller with SW-RAID			
onboard controller for SATA HDD or SSD drives			
8 ports, 6Gb/s SATA HDD/SSD	based on Intel chipset	No Cache	SW-RAID 0, 1
		1x	onboard, included
internal HBA and RAID controller, no 2nd Level cache			
operation of expander with PRAID CP400i is not supported			
internal drive RAID / HBA controllers for SAS, SATA HDD or SSD drives			
PRAID CP400i RAID Contr.	No Cache	RAID 0, 1, 1E, 10, 5, 50	2x S26361-F3842-E1 S26361-F3842-L501
PSAS CP400i HBA SAS Contr.	No Cache	HBA + RAID 0, 1	2x S26361-F3842-E2 S26361-F3842-L502
8 ports 3, 6 & 12Gb/s SAS/SATA HDD/SSD, supports up to 8 devices without expander requires 1x LP PCIe 3.0 x8 (int.) slot, based on LSI SAS3008			
internal RAID controller with 2nd Level cache 1GB, 2GB			
Mirrored mode with 2 HBA or RAID cards as soon as available. Available only for S26361-K1596-V216 / V416.			
internal drive RAID / SAS, SATA controllers with Cache and opt. TFM module + Flash Backup Unit and opt. Advanced SW Options			
PRAID EP400i RAID Contr.	1GB Cache	RAID 0, 1, 1E, 10, 5, 50, 6, 60	2x S26361-F5243-E11 S26361-F5243-L11
8 ports 3, 6 & 12Gb/s SAS/SATA HDD/SSD, supports up to 8 devices without expander requires 1x LP PCIe 3.0 x8 (int.) slot, based on LSI SAS3108			
optional Licence Activation Key, a free of charge test licence is available at PRIMERGY-PM, FastPath is included in Controller FW			
RAID Advanced SW Option CacheCade™Broadcom: SSD-cache-based HDD acceleration			
		2x	S26361-F5243-E670 S26361-F5243-L670
optional Transportable Flash module (TFM) and Flash Backup Unit (FBU), both components required			
TFM module for 1GB Cache NV-RAM & FBU control logic			
		2x	S26361-F5243-E100 S26361-F5243-L100
FBU Option for PRAID EPxxx Supercap securing the power supply of the RAID controller in case of power failure including cable with 55cm length			
		2x	S26361-F5243-E155 S26361-F5243-L115
PRAID EP420i RAID Contr.	2GB Cache	RAID 0, 1, 1E, 10, 5, 50, 6, 60	2x S26361-F5243-E12 S26361-F5243-L12
PRAID EP420i for SafeStore R. Contr.	2GB Cache	RAID 0, 1, 1E, 10, 5, 50, 6, 60	2x S26361-F5243-E14* S26361-F5243-L14*
8 ports 3, 6 & 12Gb/s SAS/SATA HDD/SSD, supports up to 8 devices without expander requires 1x LP PCIe 3.0 x8 (int.) slot, based on LSI SAS3108			
optional Licence Activation Key, a free of charge test licence is available at PRIMERGY-PM, FastPath is included in Controller FW			
RAID Advanced SW Option CacheCade™Broadcom: SSD-cache-based HDD acceleration			
		2x	S26361-F5243-E670 S26361-F5243-L670
optional TFM module and Flash Backup Unit (FBU), both components required			
TFM module for 2GB Cache NV-RAM & FBU control logic			
		2x	S26361-F5243-E200 S26361-F5243-L200
FBU Option for PRAID EPxxx Supercap securing the power supply of the RAID controller in case of power failure including cable with 55cm length			
		2x	S26361-F5243-E155 S26361-F5243-L115
internal NVMe, SAS, SATA RAID controller with 2nd Level cache 2GB, 4GB, 8GB			
internal drive RAID / SAS controllers for EBI and SAS, SATA HDD or SSD drives			
PRAID EPS20i RAID Contr. FH	2GB Cache	RAID 0, 1, 1E, 10, 5, 50, 6, 60	2x S26361-F4042-E2 S26361-F4042-L502
8 ports 3, 6 & 12Gb/s SAS/SATA HDD/SSD, supports up to 8 devices without expander or (NVME support for EPS20i on special release for this controller in this system) Includes Fastpath and SafeStore Advanced SW-Licence requires 1x LP PCIe 3.0 x8 (int.) slot, based on LSI SAS3516			
PRAID EPS40i RAID Contr. FH	4GB Cache	RAID 0, 1, 1E, 10, 5, 50, 6, 60	2x S26361-F4042-E4 S26361-F4042-L504
PRAID EPS80i RAID Contr. FH	8GB Cache	RAID 0, 1, 1E, 10, 5, 50, 6, 60	2x S26361-F4042-E8 S26361-F4042-L508
16 ports 3, 6 & 12Gb/s SAS/SATA HDD/SSD, based on LSI SAS3516, supports up to 16 devices without expander or 16 ports 8Gb/s NVMe PCIe, supports up to 4 x4 NVMe devices without expander (on special release only!) Includes Fastpath and SafeStore Advanced SW-Licence requires 1x LP PCIe 3.0 x8 (int.) slot, based on LSI SAS3516			
optional Flash Backup Unit (FBU), Transportable Flash module (TFM) is already included			
FBU Option for PRAID EPxxx Supercap securing the power supply of the RAID controller in case of power failure including cable with 55cm length			
		2x	S26361-F4042-E155 S26361-F4042-L110
maximum number of internal RAID + HBA (See also pictures on folder base / HDD cage): standard config: max. 1 for -V216 / V416 only: max. 2 (mirrored mode)			
FBU cannot be combined with Advanced Thermal design. up to 2x FBU can be integrated per System			
Expander configurations: Use PRAID EPxxx for optimal performance, PRAID CP400i is not released for expander configurations			
Advanced SW options: simultaneous operation of SafeStore or CacheCade + FastPath or is supported, simultaneous operation of SafeStore + CacheCade is not supported * It is strongly recommended to order SafeStore (SED) RAID controller with SED HDD or SSD devices for SafeStore (SED) functionality			
G			
external SAS controller			
HBA controller for ext. drives SAS, SATA HDD or SSD drives			
PSAS CP400i HBA SAS Contr. FH	No Cache	HBA, no RAID	2x S26361-F3845-E1 S26361-F3845-L501
8 ports 3, 6 & 12Gb/s SAS/SATA HDD/SSD, 2x SFF8644 (external Mini-SAS HD) requires 1x LP PCIe 3.0 x8 (int.) slot, based on LSI SAS3008			
external SAS, RAID controller with 2nd Level cache 2GB			
RAID / SAS, SATA controllers for external drives with Cache and opt. TFM module + Flash Backup Unit and opt. Advanced SW Options			
PRAID EP420e RAID Contr. FH	2GB Cache	RAID 0, 1, 1E, 10, 5, 50, 6, 60	4x S26361-F3847-E2 S26361-F3847-L502
PRAID EP420i for SafeStore FH	2GB Cache	RAID 0, 1, 1E, 10, 5, 50, 6, 60	4x S26361-F3847-E4 S26361-F3847-L504
8 ports 3, 6 & 12Gb/s SAS/SATA HDD/SSD, 2x SFF8644 (external Mini-SAS HD) requires 1x LP PCIe 3.0 x8 (int.) slot, based on LSI SAS3108			
optional Licence Activation Key, a free of charge test licence is available at PRIMERGY-PM, FastPath is included in Controller FW			
RAID Advanced SW Option CacheCade™Broadcom: SSD-cache-based HDD acceleration			
		4x	S26361-F5243-E670 S26361-F5243-L670
optional TFM module and Flash Backup Unit (FBU), both components required			
TFM module for 2GB Cache NV-RAM & FBU control logic			
		2x	S26361-F5243-E200 S26361-F5243-L200
FBU Option for PRAID EPxxx Supercap securing the power supply of the RAID controller in case of power failure including cable with 55cm length			
		2x	S26361-F5243-E155 S26361-F5243-L115
external SAS, RAID controller with 2nd Level cache 4GB			
Available on special release			
RAID / SAS, SATA controllers for external drives with Cache and opt. Flash Backup Unit			
PRAID EPS40e RAID Contr. FH	4GB Cache	RAID 0, 1, 1E, 10, 5, 50, 6, 60	4x S26361-F4063-E4 S26361-F4063-L504
8 ports 3, 6 & 12Gb/s SAS/SATA HDD/SSD, 2x SFF8644 (external Mini-SAS HD) Includes Fastpath and SafeStore Advanced SW-Licence requires 1x FH PCIe 3.0 x8 (int.) slot, based on LSI SAS3516			
optional Flash Backup Unit (FBU), Transportable Flash module (TFM) is already included			
FBU Option for PRAID EPxxx Supercap securing the power supply of the RAID controller in case of power failure including cable with 55cm length			
		2x	S26361-F4042-E155 S26361-F4042-L110
internal controllers for PCIe SSD SFF (2.5" NVMe PCIe) drives, no HW-RAID			
retimer controller for internal 2.5" NVMe SSD PCIe SSD SFF (2.5" NVMe PCIe)			
PPCI CP x16 retimer	No Cache	No HW-RAID	1x S26361-F4048-E1 tbd
No HW RAID, No Cache, simple route-through incl. Signal enhancement; device management by INTEL VMD divides PCIe 3.0 x16 lanes into 4x x4 lanes, supports up to 4x 2.5" PCIe-SSD SFF requires 1x LP PCIe 3.0 x16 (int.) slot			
This PCIe card comes in a full height profile PCIe form factor. The E-order code contains the fitting cable (length) per each system. The L-order code contains all cables for the related system. The switch must be installed in PCIe Slot 4. Otherwise the data rate should be decrease.			
For Expander configurations PRAID EPxxx are optimal for performance, PRAID CP400i is not released for expander configurations, max. 8 drives supported			
H			

Chapter 8 - ODD optical disk drives

PRIMERGY TX2550 M4 offers up to 3x 1.6" bays (located in the upper side of Tower- / right side of Rack-server) for various ODD's and/or backup drives. Depending on the HDD drive cage configuration there may be some or all of 1.6" bays already occupied; please find the number of available bays in the chapter 6, "HD-cage", incl. further configuration details.



Chapter 9 - backup drives

With most configurations the TX2550 M4 offers 3 x 1.6" bay in the accessible drives area located at the top of the Tower Server (or at the right side of the Rack) for various ODD and or backup drives.
 Depending on the HDD drive configuration there may be some or all of these 1.6" bays already occupied - please find the number of available bays and the size listed as point 3) at each of the drive bundles. All bundles with limitations are highlighted with 2 exclamation marks in the front (e.g. "!! 1x 9.5mm ...")

K
Config. with min. 1x free 1.6" bay

SAS HBA card for Internal LTO drives				
8 ports 3, 6 & 12Gb/s SAS HBA Controller				
PSAS CP400i SAS Contr.	based on LSI SAS3008 / for LTO drives.	1x	S26361-F3842-E20	S26361-F3842-L502

LTO drives (Need to select one of LTO drives together with SAS HBA)				
LTO drives are not including tape drives. Cleaning Cartridge and Cables are included				
LTO 5 tape drive (w/o tape)	1.5TB, 140MB/s, SAS 2.0, 5.25 inch/HalfHeight	1x	S26361-F3627-E1	S26361-F3627-L1
LTO 6 tape drive (w/o tape)	2.5TB, 160MB/s, SAS 2.0, 5.25 inch/HalfHeight	1x	S26361-F3787-E1	S26361-F3787-L1
LTO 7 tape drive (w/o tape)	6.0TB, 300MB/s, SAS 2.0, 5.25 inch/HalfHeight	1x	S26361-F5606-E1	S26361-F5606-E1

RDX drives				
RDX drive is not including Cartridge.				
RDX Drive cage (w/o cartriges)	USB 3.0, 5.25 inch / Half Height	1x	S26361-F3750-E4	S26361-F3750-L4

RDX				
RDX Cartridge				
RDX Cartridge 500GB		-	-	S26361-F3857-L500
RDX Cartridge 1TB		-	-	S26361-F3857-L600
RDX Cartridge 2TB		-	-	S26361-F3857-L700
RDX Cartridge 3TB		-	-	S26361-F3857-L800



L

Chapter 10 - storage drives

SAS drives and SATA drives can be mixed, but cannot be used in one logical RAID volume.
 SAS drives require a dedicated SAS / RAID Controller
 Hard Disk Sector Format Information:
 512n HDD: 512 byte sectors on the drive media.
 512e (e-emulation) HDD: 4K physical sectors on the drive media with 512 byte logical configuration.
 512e HDD Disk Drives: VMware 6.0 or earlier is not supported.
 When using SSDs with VMware ESXi, select the SSDs that meet the endurance requirement described in KB2145210 below.
<https://kb.vmware.com/kb/2145210>
 DDPD: Drive Writes Per Day over 5 years.
 SED (=Self Encrypting Drives) require either a RAID controller with *SafeStore (SED) support or an HBA and in addition a software instance, supporting SED Key Management.
 It is strongly recommended to order SafeStore (SED) RAID controller with SED HDD or SSD devices for SafeStore (SED) functionality.
HDD Classes:
 Business-Critical (BC) -SATA-Nearline SATA Enterprise Drives / 7.2Krpm, SATA 6G.
 Business-Critical (BC) -SAS-Nearline SAS Enterprise Drives / 7.2Krpm, SAS 12G .
 Mission-Critical (MC) -SAS 10K and SAS 15K Enterprise Drives with max. performance and reliability.

Warranty:
 SSD and SATA DOM have a built-in Wear-Out indicator. In this case the warranty for such a component, as an exception to the system warranty, is restricted to the time period until the indicator reaches the exhaust level.

2.5" (SFF) SAS and SATA Ssb

SSD SAS 2.5" Write Intensive (SFF) Enterprise with hot plug/hot replace tray

Capacity	Formfactor	Interface	Endurance	DWPD	order code E-part	order code L-part
400GB	2.5" (SFF)	SAS 12Gb/s	Write Intensive	10	S26361-F5710-E400	S26361-F5710-L400
800GB	2.5" (SFF)	SAS 12Gb/s	Write Intensive	10	S26361-F5710-E800	S26361-F5710-L800
1.6TB	2.5" (SFF)	SAS 12Gb/s	Write Intensive	10	S26361-F5710-E160	S26361-F5710-L160
400GB	2.5" (SFF)	SAS 12Gb/s	Write Intensive	10	S26361-F5711-E400	S26361-F5711-L400
800GB	2.5" (SFF)	SAS 12Gb/s	Write Intensive	10	S26361-F5711-E800	S26361-F5711-L800
1.6TB	2.5" (SFF)	SAS 12Gb/s	Write Intensive	10	S26361-F5711-E160	S26361-F5711-L160

max. 8x, 16x, 24x or 32x - depending on base unit & configuration

SSD SAS 2.5" Write Intensive (SFF) Enterprise with hot plug/hot replace tray

Capacity	Formfactor	Interface	Endurance	DWPD	order code E-part	order code L-part
400GB	2.5" (SFF)	SAS 12Gb/s	Write Intensive	10	S26361-F5608-E400	S26361-F5608-L400
800GB	2.5" (SFF)	SAS 12Gb/s	Write Intensive	10	S26361-F5608-E800	S26361-F5608-L800
1.6TB	2.5" (SFF)	SAS 12Gb/s	Write Intensive	10	S26361-F5608-E160	S26361-F5608-L160
400GB	2.5" (SFF)	SAS 12Gb/s	Write Intensive	10	S26361-F5611-E400	S26361-F5611-L400
800GB	2.5" (SFF)	SAS 12Gb/s	Write Intensive	10	S26361-F5611-E800	S26361-F5611-L800
1.6TB	2.5" (SFF)	SAS 12Gb/s	Write Intensive	10	S26361-F5611-E160	S26361-F5611-L160

max. 8x, 16x, 24x or 32x - depending on base unit & configuration

SSD SAS 2.5" Mixed Use (SFF) Enterprise with hot plug/hot replace tray

Capacity	Formfactor	Interface	Endurance	DWPD	order code E-part	order code L-part
400GB	2.5" (SFF)	SAS 12Gb/s	Mixed Use	3	S26361-F5713-E400	S26361-F5713-L400
800GB	2.5" (SFF)	SAS 12Gb/s	Mixed Use	3	S26361-F5713-E800	S26361-F5713-L800
1.6TB	2.5" (SFF)	SAS 12Gb/s	Mixed Use	3	S26361-F5713-E160	S26361-F5713-L160
3.2TB	2.5" (SFF)	SAS 12Gb/s	Mixed Use	3	S26361-F5713-E320	S26361-F5713-L320
6.4TB	2.5" (SFF)	SAS 12Gb/s	Mixed Use	3	S26361-F5713-E640	S26361-F5713-L640

max. 8x, 16x, 24x or 32x - depending on base unit & configuration

SSD SAS 2.5" Mixed Use (SFF) Enterprise with hot plug/hot replace tray

Capacity	Formfactor	Interface	Endurance	DWPD	order code E-part	order code L-part
400GB	2.5" (SFF)	SAS 12Gb/s	Mixed Use	3	S26361-F5666-E400	S26361-F5666-L400
800GB	2.5" (SFF)	SAS 12Gb/s	Mixed Use	3	S26361-F5666-E800	S26361-F5666-L800
1.6TB	2.5" (SFF)	SAS 12Gb/s	Mixed Use	3	S26361-F5666-E160	S26361-F5666-L160
3.2TB	2.5" (SFF)	SAS 12Gb/s	Mixed Use	2.3	S26361-F5666-E320	S26361-F5666-L320

max. 8x, 16x, 24x or 32x - depending on base unit & configuration

SSD SAS 2.5" Read Intensive (SFF) Enterprise with hot plug/hot replace tray

Capacity	Formfactor	Interface	Endurance	DWPD	order code E-part	order code L-part
400GB	2.5" (SFF)	SAS 12Gb/s	Read Intensive	1	S26361-F5715-E400	S26361-F5715-L400
960GB	2.5" (SFF)	SAS 12Gb/s	Read Intensive	1	S26361-F5715-E960	S26361-F5715-L960
1.92TB	2.5" (SFF)	SAS 12Gb/s	Read Intensive	1	S26361-F5715-E192	S26361-F5715-L192
3.84TB	2.5" (SFF)	SAS 12Gb/s	Read Intensive	1	S26361-F5715-E384	S26361-F5715-L384
7.68TB	2.5" (SFF)	SAS 12Gb/s	Read Intensive	1	S26361-F5715-E768	S26361-F5715-L768
15.36TB	2.5" (SFF)	SAS 12Gb/s	Read Intensive	1	S26361-F5715-E153	S26361-F5715-L153

max. 8x, 16x, 24x or 32x - depending on base unit & configuration

SSD SAS 2.5" Read Intensive (SFF) Enterprise with hot plug/hot replace tray

Capacity	Formfactor	Interface	Endurance	DWPD	order code E-part	order code L-part
400GB	2.5" (SFF)	SAS 12Gb/s	Read Intensive	1	S26361-F5670-E400	S26361-F5670-L400
960GB	2.5" (SFF)	SAS 12Gb/s	Read Intensive	1	S26361-F5670-E960	S26361-F5670-L960
1.92TB	2.5" (SFF)	SAS 12Gb/s	Read Intensive	1	S26361-F5670-E192	S26361-F5670-L192
3.84TB	2.5" (SFF)	SAS 12Gb/s	Read Intensive	1	S26361-F5670-E384	S26361-F5670-L384
7.68TB	2.5" (SFF)	SAS 12Gb/s	Read Intensive	0.9	S26361-F5670-E768	S26361-F5670-L768

max. 8x, 16x, 24x or 32x - depending on base unit & configuration

SSD SATA 2.5" Mixed Use (SFF) Enterprise with hot plug/hot replace tray

Capacity	Formfactor	Interface	Endurance	DWPD	order code E-part	order code L-part
240GB	2.5" (SFF)	SATA 6Gb/s	Mixed Use	3.6	S26361-F5675-E240	S26361-F5675-L240
480GB	2.5" (SFF)	SATA 6Gb/s	Mixed Use	3.6	S26361-F5675-E480	S26361-F5675-L480
960GB	2.5" (SFF)	SATA 6Gb/s	Mixed Use	3	S26361-F5588-E960	S26361-F5588-L960
1.92TB	2.5" (SFF)	SATA 6Gb/s	Mixed Use	3	S26361-F5588-E192	S26361-F5588-L192
3.84TB	2.5" (SFF)	SAS 12Gb/s	Write Intensive	3.6	S26361-F5588-E384	S26361-F5588-L384

max. 8x, 16x, 24x or 32x - depending on base unit & configuration

SSD SATA 2.5" Mixed Use S4600 (SFF) Enterprise with hot plug/hot replace tray

Capacity	Formfactor	Interface	Endurance	DWPD	order code E-part	order code L-part
240GB	2.5" (SFF)	SATA 6Gb/s	Mixed Use	3.1	S26361-F5694-E240	S26361-F5694-L240
480GB	2.5" (SFF)	SATA 6Gb/s	Mixed Use	3.3	S26361-F5694-E480	S26361-F5694-L480
960GB	2.5" (SFF)	SATA 6Gb/s	Mixed Use	3.0	S26361-F5694-E960	S26361-F5694-L960
1.92TB	2.5" (SFF)	SATA 6Gb/s	Mixed Use	3.0	S26361-F5694-E192	S26361-F5694-L192

max. 8x, 16x, 24x or 32x - depending on base unit & configuration

SSD SATA 2.5" Read Intensive (SFF) Enterprise with hot plug/hot replace tray

Capacity	Formfactor	Interface	Endurance	DWPD	order code E-part	order code L-part
240GB	2.5" (SFF)	SATA 6Gb/s	Read Intensive	1	S26361-F5632-E240	S26361-F5632-L240
480GB	2.5" (SFF)	SATA 6Gb/s	Read Intensive	1	S26361-F5632-E480	S26361-F5632-L480
800GB	2.5" (SFF)	SATA 6Gb/s	Read Intensive	1	S26361-F5632-E800	S26361-F5632-L800
960GB	2.5" (SFF)	SATA 6Gb/s	Read Intensive	1	S26361-F5632-E960	S26361-F5632-L960
1.2TB	2.5" (SFF)	SATA 6Gb/s	Read Intensive	1	S26361-F5632-E120	S26361-F5632-L120
1.6TB	2.5" (SFF)	SATA 6Gb/s	Read Intensive	1	S26361-F5632-E160	S26361-F5632-L160

max. 8x, 16x, 24x or 32x - depending on base unit & configuration

SSD SATA 2.5" Read Intensive (SFF) Enterprise with hot plug/hot replace tray						
Capacity	Formfactor	Interface	Endurance	DWPD	order code E-part	order code L-part
240GB	2.5" (SFF)	SATA 6Gb/s	Read Intensive	1.4	S26361-F5701-E240	S26361-F5701-L240
480GB	2.5" (SFF)	SATA 6Gb/s	Read Intensive	0.9	S26361-F5701-E480	S26361-F5701-L480
960GB	2.5" (SFF)	SATA 6Gb/s	Read Intensive	0.9	S26361-F5701-E960	S26361-F5701-L960
1.92TB	2.5" (SFF)	SATA 6Gb/s	Read Intensive	0.9	S26361-F5701-E192	S26361-F5701-L192
3.84TB	2.5" (SFF)	SATA 6Gb/s	Read Intensive	1.0	S26361-F5701-E384	S26361-F5701-L384
7.68TB	2.5" (SFF)	SATA 6Gb/s	Read Intensive	0.5	S26361-F5701-E768	S26361-F5701-L768
max. 8x, 16x, 24x or 32x - depending on base unit & configuration						

M1

M1

2.5" (SFF) Hard drives

HDD SAS 2.5" 15K (SFF) Enterprise Mission Critical with hot plug/hot replace tray						
Capacity	RPM	Interface	Sector		order code E-part	order code L-part
300GB	15 000	SAS 12Gb/s	512n		S26361-F5531-E530	S26361-F5531-L530
450GB	15 000	SAS 12Gb/s	512n		S26361-F5531-E545	S26361-F5531-L545
600GB	15 000	SAS 12Gb/s	512n		S26361-F5531-E560	S26361-F5531-L560
900GB	15 000	SAS 12Gb/s	512n		S26361-F5531-E590	S26361-F5531-L590

max. 8x, 16x, 24x or 32x - depending on base unit & configuration

HDD SAS 2.5" 10K 512n (SFF) Enterprise Mission Critical with hot plug/hot replace tray						
Capacity	RPM	Interface	Sector		order code E-part	order code L-part
300GB	10 000	SAS 12Gb/s	512n		S26361-F5550-E130	S26361-F5550-L130
600GB	10 000	SAS 12Gb/s	512n		S26361-F5550-E160	S26361-F5550-L160
900GB	10 000	SAS 12Gb/s	512n		S26361-F5550-E190	S26361-F5550-L190
1.2TB	10 000	SAS 12Gb/s	512n		S26361-F5550-E112	S26361-F5550-L112
300GB	10 000	SAS 12Gb/s	512n	SED	S26361-F5581-E130	S26361-F5581-L130
600GB	10 000	SAS 12Gb/s	512n	SED	S26361-F5581-E160	S26361-F5581-L160
1.2TB	10 000	SAS 12Gb/s	512n	SED	S26361-F5581-E112	S26361-F5581-L112

max. 8x, 16x, 24x or 32x - depending on base unit & configuration

HDD SAS 2.5" 10K 512e (SFF) Enterprise Mission Critical with hot plug/hot replace tray						
Capacity	RPM	Interface	Sector		order code E-part	order code L-part
600GB	10 000	SAS 12Gb/s	512e		S26361-F5543-E160	S26361-F5543-L160
900GB	10 000	SAS 12Gb/s	512e		S26361-F5543-E190	S26361-F5543-L190
1.2TB	10 000	SAS 12Gb/s	512e		S26361-F5543-E112	S26361-F5543-L112
1.8TB	10 000	SAS 12Gb/s	512e		S26361-F5543-E118	S26361-F5543-L118
2.4TB	10 000	SAS 12Gb/s	512e		S26361-F5543-E124	S26361-F5543-L124
1.8TB	10 000	SAS 12Gb/s	512e	SED	S26361-F5582-E118	S26361-F5582-L118
2.4TB	10 000	SAS 12Gb/s	512e	SED	S26361-F5582-E124	S26361-F5582-L124

max. 8x, 16x, 24x or 32x - depending on base unit & configuration

HDD SAS 2.5" 7.2K 512n (SFF) Enterprise Business Critical with hot plug/hot replace tray						
Capacity	RPM	Interface	Sector		order code E-part	order code L-part
1TB	7 200	SAS 12Gb/s	512n		S26361-F5600-E100	S26361-F5600-L100
2TB	7 200	SAS 12Gb/s	512n		S26361-F5600-E200	S26361-F5600-L200

max. 8x, 16x, 24x or 32x - depending on base unit & configuration

HDD SAS 2.5" 7.2K 512e (SFF) Enterprise Business Critical with hot plug/hot replace tray						
Capacity	RPM	Interface	Sector		order code E-part	order code L-part
1TB	7 200	SAS 12Gb/s	512e		S26361-F5573-E100	S26361-F5573-L100
2TB	7 200	SAS 12Gb/s	512e		S26361-F5573-E200	S26361-F5573-L200

max. 8x, 16x, 24x or 32x - depending on base unit & configuration

HDD SATA 2.5" 7.2K 512n (SFF) Enterprise Business Critical with hot plug/hot replace tray						
Capacity	RPM	Interface	Sector		order code E-part	order code L-part
1TB	7 200	SATA 6Gb/s	512n		S26361-F3956-E100	S26361-F3956-L100
2TB	7 200	SATA 6Gb/s	512n		S26361-F3956-E200	S26361-F3956-L200

max. 8x, 16x, 24x or 32x - depending on base unit & configuration

The HDDs not released with PRAID EP5x0i (S26361-F4042-E202/E204/E208)

HDD SATA 2.5" 7.2K 512e (SFF) Enterprise Business Critical with hot plug/hot replace tray						
Capacity	RPM	Interface	Sector		order code E-part	order code L-part
1TB	7 200	SATA 6Gb/s	512e		S26361-F3907-E100	S26361-F3907-L100
2TB	7 200	SATA 6Gb/s	512e		S26361-F3907-E200	S26361-F3907-L200

max. 8x, 16x, 24x or 32x - depending on base unit & configuration

2.5" NON hot plug Drives for internal bays

2.5" SSD for NON hot plug bays (internal)						
Capacity	Formfactor	Interface	Endurance	DWPD	order code E-part	order code L-part
240GB	2.5" (SFF)	SATA 6Gb/s	Mixed Use	3.6	S26361-F5677-E240	S26361-F5677-L240
240GB	2.5" (SFF)	SATA 6Gb/s	Mixed Use	3.1	S26361-F5696-E240	S26361-F5696-L240
240GB	2.5" (SFF)	SATA 6Gb/s	Read Intensive	1	S26361-F5633-E240	S26361-F5633-L240
240GB	2.5" (SFF)	SATA 6Gb/s	Read Intensive	1.4	S26361-F5703-E240	S26361-F5703-L240

2x non-hot-plug HDD/SSD are available only with 12x3.5" configurations and will be mounted in the left side of the bottom/mid HD-cages in the interior of the server; This option offers higher security i.e. for boot HDD/SSD, since only accessible if the Server housing is opened.

2.5" HDD for NON hot plug bays (internal)						
Capacity	RPM	Interface	Sector		order code E-part	order code L-part
300GB	10 000	SAS 12Gb/s	512n		S26361-F5642-E130	S26361-F5642-L130
1.0TB	7 200	SATA 6Gb/s	512n		S26361-F3957-E100	S26361-F3957-L100

2x non-hot-plug HDD/SSD are available only with 12x3.5" configurations and will be mounted in the left side of the bottom/mid HD-cages in the interior of the server; This option offers higher security i.e. for boot HDD/SSD, since only accessible if the Server housing is opened.

M2

M2

3.5" (LFF) SATA SSD

SSD SATA 3.5" Mixed Use (LFF) 2.5" SSD Enterprise with 3.5" hot plug/hot replace tray						
Capacity	Formfactor	Interface	Endurance	DWPD	order code E-part	order code L-part
240GB	3.5" (LFF)	SATA 6Gb/s	Mixed Use	3.6	S26361-F5673-E240	S26361-F5673-L240
480GB	3.5" (LFF)	SATA 6Gb/s	Mixed Use	3.6	S26361-F5673-E480	S26361-F5673-L480
960GB	3.5" (LFF)	SATA 6Gb/s	Mixed Use	3	S26361-F5589-E960	S26361-F5589-L960
1.92TB	3.5" (LFF)	SATA 6Gb/s	Mixed Use	3	S26361-F5589-E192	S26361-F5589-L192
3.84TB	2.5" (SFF)	SAS 12Gb/s	Write Intensive	3.6	S26361-F5589-E384	S26361-F5589-L384

max. 4x, 8x, or 12x - depending on base unit & configuration

SSD SATA 3.5" Mixed Use S4600 (LFF) 2.5" SSD Enterprise with 3.5" hot plug/hot replace tray						
Capacity	Formfactor	Interface	Endurance	DWPD	order code E-part	order code L-part
240GB	3.5" (LFF)	SATA 6Gb/s	Mixed Use	3.1	S26361-F5692-E240	S26361-F5692-L240
480GB	3.5" (LFF)	SATA 6Gb/s	Mixed Use	3.3	S26361-F5692-E480	S26361-F5692-L480
960GB	3.5" (LFF)	SATA 6Gb/s	Mixed Use	3.0	S26361-F5692-E960	S26361-F5692-L960
1.92TB	3.5" (LFF)	SATA 6Gb/s	Mixed Use	3.0	S26361-F5692-E192	S26361-F5692-L192

max. 4x, 8x, or 12x - depending on base unit & configuration

SSD SATA 3.5" Read Intensive (LFF) 2.5" SSD Enterprise with 3.5" hot plug/hot replace tray						
Capacity	Formfactor	Interface	Endurance	DWPD	order code E-part	order code L-part
240GB	3.5" (LFF)	SATA 6Gb/s	Read Intensive	1	S26361-F5630-E240	S26361-F5630-L240
480GB	3.5" (LFF)	SATA 6Gb/s	Read Intensive	1	S26361-F5630-E480	S26361-F5630-L480
800GB	3.5" (LFF)	SATA 6Gb/s	Read Intensive	1	S26361-F5630-E800	S26361-F5630-L800
960GB	3.5" (LFF)	SATA 6Gb/s	Read Intensive	1	S26361-F5630-E960	S26361-F5630-L960
1.2TB	3.5" (LFF)	SATA 6Gb/s	Read Intensive	1	S26361-F5630-E120	S26361-F5630-L120
1.6TB	3.5" (LFF)	SATA 6Gb/s	Read Intensive	1	S26361-F5630-E160	S26361-F5630-L160

max. 4x, 8x, or 12x - depending on base unit & configuration

SSD SATA 3.5" Read Intensive (LFF) 2.5" SSD Enterprise with 3.5" hot plug/hot replace tray						
Capacity	Formfactor	Interface	Endurance	DWPD	order code E-part	order code L-part
240GB	3.5" (LFF)	SATA 6Gb/s	Read Intensive	1.4	S26361-F5700-E240	S26361-F5700-L240
480GB	3.5" (LFF)	SATA 6Gb/s	Read Intensive	0.9	S26361-F5700-E480	S26361-F5700-L480
960GB	3.5" (LFF)	SATA 6Gb/s	Read Intensive	0.9	S26361-F5700-E960	S26361-F5700-L960
1.92TB	3.5" (LFF)	SATA 6Gb/s	Read Intensive	0.9	S26361-F5700-E192	S26361-F5700-L192
3.84TB	3.5" (LFF)	SATA 6Gb/s	Read Intensive	1.0	S26361-F5700-E384	S26361-F5700-L384
7.68TB	3.5" (LFF)	SATA 6Gb/s	Read Intensive	0.5	S26361-F5700-E768	S26361-F5700-L768

max. 4x, 8x, or 12x - depending on base unit & configuration

3.5" (LFF) Hard drives

HDD SAS 3.5" 15K (LFF) 2.5" HDD Enterprise Mission Critical with 3.5" hot plug/hot replace tray						
Capacity	RPM	Interface	Sector		order code E-part	order code L-part
300GB	15 000	SAS 12Gb/s	512n		S26361-F5532-E530	S26361-F5532-L530
450GB	15 000	SAS 12Gb/s	512n		S26361-F5532-E545	S26361-F5532-L545
600GB	15 000	SAS 12Gb/s	512n		S26361-F5532-E560	S26361-F5532-L560
900GB	15 000	SAS 12Gb/s	512n		S26361-F5532-E590	S26361-F5532-L590

max. 4x, 8x, or 12x - depending on base unit & configuration

HDD SAS 3.5" 10K 512n (LFF) 2.5" HDD Enterprise Mission Critical with 3.5" hot plug/hot replace tray						
Capacity	RPM	Interface	Sector		order code E-part	order code L-part
300GB	10 000	SAS 12Gb/s	512n		S26361-F5568-E130	S26361-F5568-L130
600GB	10 000	SAS 12Gb/s	512n		S26361-F5568-E160	S26361-F5568-L160
1.2TB	10 000	SAS 12Gb/s	512n		S26361-F5568-E112	S26361-F5568-L112

max. 4x, 8x, or 12x - depending on base unit & configuration

HDD SAS 3.5" 10K 512e (LFF) 2.5" HDD Enterprise Mission Critical with 3.5" hot plug/hot replace tray						
Capacity	RPM	Interface	Sector		order code E-part	order code L-part
1.8TB	10 000	SAS 12Gb/s	512e		S26361-F5569-E118	S26361-F5569-L118
2.4TB	10 000	SAS 12Gb/s	512e		S26361-F5569-E124	S26361-F5569-L124

max. 4x, 8x, or 12x - depending on base unit & configuration

HDD SAS 3.5" 7.2K 512n (LFF) Enterprise Business critical with hot plug/hot replace tray						
Capacity	RPM	Interface	Sector		order code E-part	order code L-part
1TB	7 200	SAS 12Gb/s	512n		S26361-F5626-E100	S26361-F5626-L100
2TB	7 200	SAS 12Gb/s	512n		S26361-F5626-E200	S26361-F5626-L200
4TB	7 200	SAS 12Gb/s	512n		S26361-F5626-E400	S26361-F5626-L400

max. 4x, 8x, or 12x - depending on base unit & configuration

HDD SAS 3.5" 7.2K 512e (LFF) Enterprise Business Critical with hot plug/hot replace tray						
Capacity	RPM	Interface	Sector		order code E-part	order code L-part
2TB	7 200	SAS 12Gb/s	512e		S26361-F5635-E200	S26361-F5635-L200
4TB	7 200	SAS 12Gb/s	512e		S26361-F5635-E400	S26361-F5635-L400
6TB	7 200	SAS 12Gb/s	512e		S26361-F5635-E600	S26361-F5635-L600
8TB	7 200	SAS 12Gb/s	512e		S26361-F5635-E800	S26361-F5635-L800
8TB	7 200	SAS 12Gb/s	512e		S26361-F5571-E800	S26361-F5571-L800
10TB	7 200	SAS 12Gb/s	512e		S26361-F5571-E100	S26361-F5571-L100
12TB	7 200	SAS 12Gb/s	512e		S26361-F5571-E120	S26361-F5571-L120
6TB	7 200	SAS 12Gb/s	512e	SED	S26361-F5584-E600	S26361-F5584-L600
10TB	7 200	SAS 12Gb/s	512e	SED	S26361-F5624-E100	S26361-F5624-L100
12TB	7 200	SAS 12Gb/s	512e	SED	S26361-F5624-E120	S26361-F5624-L120

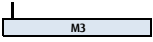
max. 4x, 8x, or 12x - depending on base unit & configuration

HDD SATA 3.5" 7.2K 512n (LFF) Enterprise Business Critical with hot plug/hot replace tray						
Capacity	RPM	Interface	Sector		order code E-part	order code L-part
1TB	7 200	SATA 6Gb/s	512n		S26361-F5636-E100	S26361-F5636-L100
2TB	7 200	SATA 6Gb/s	512n		S26361-F5636-E200	S26361-F5636-L200
4TB	7 200	SATA 6Gb/s	512n		S26361-F5636-E400	S26361-F5636-L400

max. 4x, 8x, or 12x - depending on base unit & configuration

HDD SATA 3.5" 7.2K 512e (LFF) Enterprise Business Critical with hot plug/hot replace tray						
Capacity	RPM	Interface	Sector		order code E-part	order code L-part
6TB	7 200	SATA 6Gb/s	512e		S26361-F5638-E600	S26361-F5638-L600
8TB	7 200	SATA 6Gb/s	512e		S26361-F5638-E800	S26361-F5638-L800
8TB	7 200	SATA 6Gb/s	512e		S26361-F3904-E800	S26361-F3904-L800
10TB	7 200	SATA 6Gb/s	512e		S26361-F3904-E100	S26361-F3904-L100
12TB	7 200	SATA 6Gb/s	512e		S26361-F3904-E120	S26361-F3904-L120

max. 4x, 8x, or 12x - depending on base unit & configuration



M.2

M.2 SATA SSD

SSD SATA M.2 drive for booting, non hot-plug, for VMware ESXi						
Capacity	Formfactor	Interface		Category	order code E-part	order code L-part
150GB	M.2	SATA 6Gb/s		Boot	S26361-F5655-E150	S26361-F5655-L150
240GB	M.2	SATA 6Gb/s		Boot	S26361-F5707-E240	S26361-F5707-L240

M.2 drive is designed for use as a VMware ESXi boot drive.
 2x M.2 drive for any Hypervisor by the onboard chipset Software RAID is not supported.
 max. 1x per Server; connector located on Motherboard (please see folder "description"). VMware ESXi is only supported.

M.2 drive for VMware ESXi and for other OSs cannot be mixed

SSD SATA M.2 drive for booting, non hot-plug						
Capacity	Formfactor	Interface	DWPD	Category	order code E-part	order code L-part
150GB	M.2	SATA 6Gb/s	1.5	Boot	S26361-F5656-E150	S26361-F5656-L150
240GB	M.2	SATA 6Gb/s	1.4	Boot	S26361-F5706-E240	S26361-F5706-L240
480GB	M.2	SATA 6Gb/s	1.4	Boot	S26361-F5706-E480	S26361-F5706-L480

M.2 drive is designed for use as a boot drive with the Endurance Spec. above.
 2x M.2 drive for any Hypervisor by the onboard chipset Software RAID is not supported.
 max. 2x per Server; connector located on Motherboard (please see folder "description"). VMware is not supported.

Dual M.2

Dual microSD, PDUAL AP200 and M.2 drive cannot be mixed

PDUAL AP200, dual M.2 for booting, non hot-plug						
Capacity	Formfactor	Interface		Category	order code E-part	order code L-part
n/a	AIC	PCIe		Boot FH	S26361-F4064-E1	S26361-F4064-L501

PDUAL AP200 is a carrier card for 2x M.2 SATA modules, which is connected to the controller PSAS CP400i and offers RAID1 with 2x M.2 modules.
 PDUAL AP200 + 2x M.2 modules + PSAS CP400i is designed for use as a Hardware-mirrored (RAID1) boot device for Hypervisor, which cannot be supported by M.2 via the onboard chipset Software RAID.
 Supported RAID level: RAID1 only, Supported M.2 Modules: SSD SATA M.2 240GB (S26361-F5706-E240/L240 or S26361-F5707-E240/L240 for VMware ESXi), 2x M.2 modules (S26361-F5706-E240/L240 or S26361-F5707-E240/L240) and additional PSAS CP400i (S26361-F3842-E22/L502) need to be ordered separately. An existing PSAS CP400i for data drives cannot support simultaneously the M.2 Boot media with PDUAL AP200.
 A separate PSAS CP400i for PDUAL AP200 is required to support a separation for boot and data.
 max. 1x per Server

Dual microSD

Dual microSD and RDX Drive cage (S26361-F3750-E4) cannot be mixed

Dual microSD, PDUAL AP200 and M.2 drive cannot be mixed

Dual microSD Enterprise for booting, non hot-plug, for VMware ESXi						
Capacity	Formfactor	Interface		Category	order code E-part	order code L-part
64GB	microSD	USB		Boot	S26361-F4045-E64	S26361-F4045-L64

Dual microSD is designed for use as a VMware ESXi boot drive. Only the standardly equipped microSD are supported.
 Dual microSD offers Hardware-mirrored (RAID1) flash boot device for VMware ESXi, which cannot be supported by M.2.
 vSAN can be booted in case ESXi host has 512 GB of memory or less. Even in case 512 GB or more, if vSAN is 6.5 or later, it can be booted by resizing the coredump partition on ESXi hosts. For more information, see the VMware knowledge base article at <http://kb.vmware.com/kb/2147881>.
 max. 1x per Server; connector located on Motherboard (please see folder "description"). VMware ESXi is only supported.

2.5" (SFF) PCIe-SSD

2.5" PCIe-SSDs require a RAID Controller or PCIe retimer card.
 RAID Controller: PRAID EP5209/S40i/S80i
 PCIe retimer: PPCI CP x16 retimer

PCIe-SSD 2.5" Mixed Use (SFF) Enterprise with hot plug/hot replace tray						
based on Intel DC P4610 drives						
Capacity	Formfactor	Interface	Endurance	DWPD	order code E-part	order code L-part
1.6TB	2.5" (SFF)	PCIe3.0 x4	Mixed Use	4.1	S26361-F5737-E160	S26361-F5737-L160
3.2TB	2.5" (SFF)	PCIe3.0 x4	Mixed Use	3.7	S26361-F5737-E320	S26361-F5737-L320
6.4TB	2.5" (SFF)	PCIe3.0 x4	Mixed Use	3.1	S26361-F5737-E640	S26361-F5737-L640

max. 4x - depending on base unit & configuration

PCIe-SSD 2.5" Mixed Use (SFF) Enterprise with hot plug/hot replace tray						
Capacity	Formfactor	Interface	Endurance	DWPD	order code E-part	order code L-part
1.6TB	2.5" (SFF)	PCIe3.0 x4	Mixed Use	3.0	S26361-F5648-E160	S26361-F5648-L160
3.2TB	2.5" (SFF)	PCIe3.0 x4	Mixed Use	3.1	S26361-F5648-E320	S26361-F5648-L320
6.4TB	2.5" (SFF)	PCIe3.0 x4	Mixed Use	3.2	S26361-F5648-E640	S26361-F5648-L640

max. 4x - depending on base unit & configuration

PCIe-SSD 2.5" Read Intensive (SFF) Enterprise with hot plug/hot replace tray						
based on Intel DC P4510 drives						
Capacity	Formfactor	Interface	Endurance	DWPD	order code E-part	order code L-part
1TB	2.5" (SFF)	PCIe3.0 x4	Read Intensive	1.0	S26361-F5738-E100	S26361-F5738-L100
2TB	2.5" (SFF)	PCIe3.0 x4	Read Intensive	0.7	S26361-F5738-E200	S26361-F5738-L200
4TB	2.5" (SFF)	PCIe3.0 x4	Read Intensive	0.8	S26361-F5738-E400	S26361-F5738-L400

max. 4x - depending on base unit & configuration

PCIe-SSD Low Power 2.5" Read Intensive (SFF) Enterprise with hot plug/hot replace tray						
Capacity	Formfactor	Interface	Endurance	DWPD	order code E-part	order code L-part
500GB	2.5" (SFF)	PCIe3.0 x4	Read Intensive	0.7	S26361-F5649-E50	S26361-F5649-L50
1TB	2.5" (SFF)	PCIe3.0 x4	Read Intensive	1.0	S26361-F5649-E100	S26361-F5649-L100
2TB	2.5" (SFF)	PCIe3.0 x4	Read Intensive	0.6	S26361-F5649-E200	S26361-F5649-L200
4TB	2.5" (SFF)	PCIe3.0 x4	Read Intensive	0.6	S26361-F5649-E400	S26361-F5649-L400

max. 4x - depending on base unit & configuration

AIC PCIe-SSD

PCIe-SSD (occupies one PCIe slot)

S26361-F5650-L200 S26361-F5650-E200 PACC EP P4600 AIC 2TB P4600 series, NVMe 3.0 DWPD PCIe3.0 x4, Low Profile max. 6x per system	S26361-F5650-L400 S26361-F5650-E400 PACC EP P4600 AIC 4TB P4600 series, NVMe 3.1 DWPD PCIe3.0 x4, Low Profile max. 6x per system
--	--

PCIe-SSD (occupies one PCIe slot)

S26361-F5697-L375 S26361-F5697-E375 PACC EP P4800X AIC 375GB P4800X series, NVMe 3D DWPD	S26361-F5697-L750 S26361-F5697-E750 PACC EP P4800X AIC 750GB P4800X series, NVMe 3D DWPD
--	--

PCIe3.0 x4, Low Profile max. 4x per system	PCIe3.0 x4, Low Profile max. 4x per system
N	

N

Chapter 11 - LAN Components

Default: 2x RJ45 1GbE ports on systemboard

max number of some controllers can vary with base units with 6x card slots

Dynamic LoM OCP PHY interface cards

Interface card to provide the external connectors for on-board LAN

PLAN EM 2x 10Gb T OCP interface Intel	2x RJ45 plug for 10GBASE-T	S26361-F3953-E210	S26361-F3953-L210
PLAN EM 2x 10Gb SFP+ OCP interface Intel	2x SFP+ cages for twinax or modules for SFP modules and cables see below	S26361-F3953-E211	S26361-F3953-L211

max. 1x per system; OCP cards block PCIe slot 8;

OCP carrier card for retrofit upgrade with OCP interface cards
S26361-F3953-L21

1Gb Ethernet network components

1Gb Ethernet controller with RJ45 interface (1000BASE-T)

PLAN CP 2x1Gbit Cu Intel I350-T2	6x	2 port, Intel	S26361-F4610-E2	S26361-F4610-L502
PLAN CP 4x1Gbit Cu Intel I350-T4	6x	4 port, Intel	S26361-F4610-E4	S26361-F4610-L504

max. 6 Controller per system

10/1Gb Ethernet network components

10GBASE-T

10/1Gb Ethernet network adapters with RJ45 interface (10GBASE-T)

Dual speed support, auto-sense: supports 10Gbps and 1Gbps line rate per-port.
Only Cavium adapters provide Universal RDMA capabilities, both iWARP and RoCE. Intel adapters don't provide any.

PLAN EP QL41112 2x10GBASE-T	6x	2 port NIC with Universal RDMA, Cavium QL41112HLRJ	S26361-F4068-E2	S26361-F4068-L502
PLAN EP QL41134 4x10GBASE-T	6x	4 port NIC with Universal RDMA, Cavium QL41134HLRJ	S26361-F4068-E4	S26361-F4068-L504
PLAN EP X550-T2 2x10GBASE-T	6x	2 port NIC, Intel X550-T2	S26361-F3948-E2	S26361-F3948-L502
PLAN EP X710-T4 4x10GBASE-T	4x	4 port NIC, Intel X710-T4	S26361-F3948-E4	S26361-F3948-L504
PLAN EP OCe14102 2x 10GBase-T	6x	2 port NIC, Emulex	S26361-F5557-E1	S26361-F5557-L501

max. 6 adapters per server system

10G SFP+

10/1Gb Ethernet network adapters with SFP+ cage. Adapter ships with empty cages.

Each cage consumes 1x optical SFP+ transceiver per port, or 1x twinax cable per port, or 1x DAC cable per port.
Dual rate 10G/1G support requires 10G/1G Dual Rate SFP+ Optical Transceiver Modules.
Only Cavium adapters provide Universal RDMA capabilities, both iWARP and RoCE. Intel adapters don't provide any.

For Converged Network Adapter features such as iSCSI, iSCSI Offload, FCoE please select the PCNA EP QL41262 from the Converged Ethernet network adapters section

PLAN EP QL41132 2x10Gb SFP+	6x	2 port NIC with Universal RDMA, Cavium QL41132HLCU	S26361-F4069-E2	S26361-F4069-L502
PLAN EP X710-DA2 2x10Gb SFP+	4x	2 port NIC, Intel X710-DA2	S26361-F3640-E2	S26361-F3640-L502
PLAN EP X710-DA4 4x10Gb SFP+	4x	4 port NIC, Intel X710-DA4	S26361-F3640-E4	S26361-F3640-L504

Optional, 10Gb SFP+ optical transceiver module, select one per cage

SFP+ Optical Transceiver 10G Single Rate SR	2x .. 4x	LC, MMF / SR SFP+ module, up to 400m, Finisar	S26361-F3986-E3	S26361-F3986-L3
SFP+ Optical Transceiver 10G Single Rate LR	2x .. 4x	LC, SMF / LR SFP+ module, up to 10km, Finisar	S26361-F3986-E4	S26361-F3986-L4
SFP+ Optical Transceiver 10G/1G Dual Rate SR	2x .. 4x	LC, MMF / SR SFP+ module, up to 400m, Intel	S26361-F3986-E5	S26361-F3986-L5
SFP+ Optical Transceiver 10G/1G Dual Rate LR	2x .. 4x	LC, SMF / LR SFP+ module, up to 10km, Intel	S26361-F3986-E6	S26361-F3986-L6
"Virtual Connector" for Twinax cables	2x .. 4x	Enablement for System Architect	V:TWX CONNECTOR-PY	
SFP+ active Twinax Cable Fujitsu	2x .. 4x	Customized length. Best fitting length selected at rack factory installation.	S26361-F3989-E600	see table at the bottom of this page
SFP+ active Twinax Cable Brocade	2x .. 4x		S26361-F3873-E500	

Max. 2x SFP+, DAC, or Twinax Cable per 2 port adapter. Max. 4x SFP+, DAC, or Twinax Cable per 4 port adapter.

max. 6 adapters per server system

10Gb Ethernet controller with SFP+ interface (for SFP+ modules or twinax cables, Emulex)				
PLAN EP OCe14102 2x10Gb	6x	2 port NIC, Emulex	S26361-F5536-E2	S26361-F5536-L502
PCNA EP OCe14102 2x 10Gb	6x	2 port CNA with FCoE, Emulex	S26361-F5250-E1	S26361-F5250-L501
optional 10Gb SFP+ module with LC connector for Emulex controller				
PCNA SFP+ MMF Modul OCe14102	2x	MMF / SR SFP+ module, up to 400m, Emulex	S26361-F5250-E110	S26361-F5250-E110
Twinax Anschlussplatz Primergy	2x	virtual connector for twinax cables	V:TWX CONNECTOR-PY	
SFP+ active Twinax Cable Fujitsu	2x	customized cable length (best fitting cable length is defined during rack installation at the factory)	S26361-F3989-E600	see table at the bottom of this page
SFP+ active Twinax Cable Brocade	2x		S26361-F3873-E500	
SFP+ passive Twinax Cable Cisco	2x		S26361-F4571-E500	
<i>max. 2x SFP+ or Twinax Cable per controller</i>				
max. 6 Controller per system				

10Gb Converged Ethernet network components

25Gb Converged Ethernet network components

10G SFP+

25G SFP28

10/25Gb Converged Ethernet network adapters with SFP+/SFP28 cages. Adapter ships with empty cages.				
10G: Each cage consumes 1x optical SFP+ transceiver per port, or 1x twinax cable per port, or 1x DAC cable per port. Dual rate 10G/1G transceivers will work at 10G line rate only.				
25G: Each cage consumes 1x optical SFP28 transceiver per port, or 1x 25G DAC cable per port. 25G transceivers will work at 25G line rate only.				
For Converged Network Adapter features such as iSCSI, iSCSI Offload, FCoE please select the PCNA EP QL41262. Other adapters do not support CNA features. iSCSI and iSCSI Offload support will not be included in the initial hardware release. If you wish to get support for FCoE please submit a Release Request with the desired PRIMERGY server system configuration SAR/XLSX file attachment as described in the process.				
PCNA EP QL41262 2x10/25Gb SFP+/SFP28	6x	2 port CNA with FCoE, iSCSI Offload, Universal RDMA, Cavium QL41262HLCU	S26361-F4070-E2	S26361-F4070-L502
Optional, 10Gb SFP+ optical transceiver module, one per cage or port				
SFP+ Optical Transceiver 10G Single Rate SR	2x	LC, MMF / SR SFP+ module, up to 400m, Finisar	S26361-F3986-E3	S26361-F3986-L3
SFP+ Optical Transceiver 10G Single Rate LR	2x	LC, SMF / LR SFP+ module, up to 10km, Finisar	S26361-F3986-E4	S26361-F3986-L4
SFP+ Optical Transceiver 10G/1G Dual Rate SR	2x	LC, MMF / SR SFP+ module, up to 400m, Intel	S26361-F3986-E5	S26361-F3986-L5
SFP+ Optical Transceiver 10G/1G Dual Rate LR	2x	LC, SMF / LR SFP+ module, up to 10km, Intel	S26361-F3986-E6	S26361-F3986-L6
"Virtual Connector" for Twinax cables	2x	Enablement for System Architect	V:TWX CONNECTOR-PY	
SFP+ active Twinax Cable Fujitsu	2x	Customized length. Best fitting length selected at rack factory installation.	S26361-F3989-E600	see table at the bottom of this page
SFP+ active Twinax Cable Brocade	2x		S26361-F3873-E500	
<i>Max. 2x SFP+, DAC, or Twinax Cable per adapter</i>				
Optional, 25Gb SFP28 optical transceiver module with LC connector, each cage consumes one.				
SFP28 Optical Transceiver 25G SR MMA2P00-AS LC	2x	MMF / SR SFP28 module, Mellanox. Max reach supported 100m	S26361-F4054-E701	S26361-F4054-L701
SFP28 Optical Transceiver 25G SR E25GSFP28SR LC	2x	MMF / SR SFP28 module, Intel. Max reach supported 30m	S26361-F4055-E701	S26361-F4055-L701
"Virtual Connector" for DAC/AOC cables	2x	Enablement for System Architect	V:DAC/AOC-CONNECTOR-25	
25G DAC - Brocade	2x	DAC are not in Fujitsu's portfolio yet. Thus, test only and purchase from switch vendors.		
25G DAC - Cisco	2x			
25G DAC - Intel	2x			
25G AOC - Brocade	2x	AOC are not in Fujitsu's portfolio yet. Thus, test only and purchase from switch vendors.		
25G AOC - Cisco	2x			
25G AOC - Intel	2x			
<i>Max. 2x SFP28, 25G DAC, or 25G AOC per adapter</i>				
max. 6x adapters per system				

25/10Gb Ethernet network components

10G SFP+

25G SFP28

25/10Gb Ethernet network adapter with 2x SFP28 cages (requires twinax cables or optical transceiver SFP28 or SFP+ modules)				
Dual speed support, auto-sense - supports 25Gbps and 10Gbps line rate per-port. Your choice of optical transceiver decides about the actual line rate.				
Only Cavium adapters provide Universal RDMA capabilities, both iWARP and RoCE. Mellanox adapters provide RoCE RDMA only. Intel adapters don't provide any.				
PLAN EP QL41212 25Gb 2p SFP28	6x	2 port NIC with Universal RDMA: iWARP & RoCE, Cavium QL41212	S26361-F4056-E2	S26361-F4056-L502
PLAN EP MCX4-LX 25Gb 2p SFP28	6x	2 port NIC with RDMA: RoCE, Mellanox ConnectX4-LX	S26361-F4054-E2	S26361-F4054-L502
PLAN EP XXV710-DA2 2x25Gb	6x	2 Port NIC, Intel XXV710-DA2	S26361-F4055-E2	S26361-F4055-L502
Optional, 25Gb SFP28 optical transceiver module with LC connector, each cage consumes one.				
SFP28 Optical Transceiver 25G SR MMA2P00-AS LC	2x	MMF / SR SFP28 module, Mellanox. Max reach supported 100m	S26361-F4054-E701	S26361-F4054-L701

SFP28 Optical Transceiver 25G SR E25GSFP28SR LC	2x	MMF / SR SFP28 module, Intel. Max reach supported 30m	S26361-F4055-E701	S26361-F4055-L701
"Virtual Connector" for DAC/AOC cables	2x	Enablement for System Architect	V:DAC/AOC-CONNECTOR-25	
25G DAC - Brocade	2x	DAC are not in Fujitsu's portfolio yet. Thus, test only and purchase from switch vendors.		
25G DAC - Cisco	2x			
25G DAC - Intel	2x			
25G AOC - Brocade	2x			
25G AOC - Cisco	2x			
25G AOC - Intel	2x	AOC are not in Fujitsu's portfolio yet. Thus, test only and purchase from switch vendors.		
<i>Max. 2x SFP28, 25G DAC, or 25G AOC per adapter</i>				
Optional, 10Gb SFP+ optical transceiver module, each cage consumes one.				
SFP+ Optical Transceiver 10G Single Rate SR	2x	LC, MMF / SR SFP+ module, up to 400m, Finisar	S26361-F3986-E3	S26361-F3986-L3
SFP+ Optical Transceiver 10G Single Rate LR	2x	LC, SMF / LR SFP+ module, up to 10km, Finisar	S26361-F3986-E4	S26361-F3986-L4
SFP+ Optical Transceiver 10G/1G Dual Rate SR	2x	LC, MMF / SR SFP+ module, up to 400m, Intel	S26361-F3986-E5	S26361-F3986-L5
SFP+ Optical Transceiver 10G/1G Dual Rate LR	2x	LC, SMF / LR SFP+ module, up to 10km, Intel	S26361-F3986-E6	S26361-F3986-L6
"Virtual Connector" for Twinax cables	2x	Enablement for System Architect	V:TWX CONNECTOR-PY	
SFP+ active Twinax Cable Fujitsu	2x	Customized length. Best fitting length selected at rack factory installation.	S26361-F3989-E600	see table at the bottom of this page
SFP+ active Twinax Cable Brocade	2x		S26361-F3873-E500	
<i>Max. 2x SFP+, DAC, or Twinax Cable per adapter</i>				
max. 6x adapters per system				

25/10Gb Ethernet controller with 2x SFP28 cages (requires twinax cables or optical transceiver SFP+ modules)				
Dual speed support, auto-sense - supports 25Gbps and 10Gbps line rate per-port. Note: This is not the most current product. The successor product is PLAN EP QL41212.				
PLAN EP QL45212 2x25Gb	2x	Dual Port NIC, RoCE RDMA, WS2016, Cavium	S26361-F5622-E2	S26361-F5622-L502
optional 25Gb SFP28 module with LC connector for Fujitsu / Intel / Qlogic based controller				
virtual connector for twinax cables	2x	virtual connector for twinax cables	V:TWX CONNECTOR-PY	
SFP28 Twinax Cable Fujitsu	2x	customized cable length (best fitting cable length is defined during rack installation at the factory)	future	future
SFP28 Twinax Cable Brocade	2x		future	
<i>max. 2x SFP28 Twinax Cable per controller</i>				
optional 10Gb SFP+ module with LC connector for Fujitsu / Intel / Qlogic based controller				
SFP+ Transceiver Module MMF 10GbE LC	2x	MMF / SR SFP+ module, up to 400m	S26361-F3986-E3	S26361-F3986-L3
SFP+ Transceiver Module SMF 10GbE LC	2x	SMF / LR SFP+ module, up to 10km	S26361-F3986-E4	S26361-F3986-L4
virtual connector for twinax cables	2x	virtual connector for twinax cables	V:TWX CONNECTOR-PY	
SFP+ active Twinax Cable Fujitsu	2x	customized cable length (best fitting cable length is defined during rack installation at the factory)	S26361-F3989-E600	see table at the bottom of this page
SFP+ active Twinax Cable Brocade	2x		S26361-F3873-E500	
<i>max. 2x SFP+ or Twinax Cable per controller</i>				
max. 2 Controller per system				

40/10Gb Ethernet network components

40Gb Ethernet controller with QSFP cage (requires DAC, AOC cables or optical transceiver QSFP modules)				
Supports 40Gbps line rate per-port				
PLAN EP MCX4-EN 40Gb 2p QSFP FH	6x	Dual Port NIC, RoCE RDMA, Mellanox	S26361-F4053-E2	S26361-F4053-L502
Optional, 40Gb QSFP Optical Transceiver module with MPO connector for PLAN EP MCX4-EN 40Gb 2p QSFP				
QSFP 40G SR4L MPO 850nm 30m MC2210411-SR4L	2x	MMF / SR4L QSFP module, Mellanox. Max reach supported 30m	S26361-F4053-E701	S26361-F4053-L701
QSFP 40G SR4 MPO 850nm 150m MC2210411-SR4	2x	MMF / SR4 QSFP module, Mellanox. Max reach supported 150m	S26361-F4053-E702	S26361-F4053-L702
"Virtual Connector" for DAC/AOC cables	2x	Enablement for System Architect	V:DAC/AOC-CONNECTOR-40	
40G DAC - Cisco	2x	DAC are not in Fujitsu's portfolio yet. Thus, test only and purchase from switch vendors.		
40G DAC - Mellanox	2x			
40G AOC - Cisco	2x	AOC are not in Fujitsu's portfolio yet. Thus, test only and purchase from switch vendors.		
40G AOC - Mellanox	2x			
<i>max. 2x QSFP or DAC, AOC per PLAN EP MCX4-EN 40Gb 2p QSFP</i>				
max. 6x PLAN EP MCX4-EN 40Gb 2p QSFP				

100Gb Ethernet network components

100Gb Ethernet controller with 1x QSFP28 cage (requires twinax cables or optical transceiver QSFP28 modules)				
Supports 100Gbps line rate				
PLAN EP QL45611 100Gb 1p QSFP28 FH	6x	Single Port NIC, RoCE RDMA, Cavium	S26361-F4057-E1	S26361-F4057-L501
Optional, 100Gb QSFP28 Optical Transceiver module with MPO connector for PLAN EP QL45611 100Gb 1p QSFP28				

QSFP28 100G SR4 MPO 850nm 100m MMA1B00-C100D	1x	MMF / SR4 QSFP28 module, Mellanox. Max reach supported 100m	S26361-F4052-E701	S26361-F4052-L701
QSFP28 100G PSM4 1310nm 500m MMS1C10-CM	1x	MMF / SR QSFP28 module, Mellanox. Max reach supported 500m	S26361-F4052-E801	S26361-F4052-L801
"Virtual Connector" for DAC/AOC cables	1x	Enablement for System Architect	V:DAC/AOC-CONNECTOR-100	
100G DAC - Cisco	1x	DAC are not in Fujitsu's portfolio yet. Thus, test only and purchase from switch vendors.		
100G DAC - Mellanox	1x	DAC are not in Fujitsu's portfolio yet. Thus, test only and purchase from switch vendors.		
100G AOC - Cisco	1x	AOC are not in Fujitsu's portfolio yet. Thus, test only and purchase from switch vendors.		
100G AOC - Mellanox	1x	AOC are not in Fujitsu's portfolio yet. Thus, test only and purchase from switch vendors.		
<i>Max. 1x QSFP28 or DAC/AOC Cable per PLAN EP QL45611 100Gb 1p QSFP28</i>				
max. 6x PLAN EP QL45611 100Gb 1p QSFP28				

100Gb Ethernet controller with 1x QSFP28 cage (requires twinax cables or optical transceiver QSFP28 modules)				
Supports 100Gbps line rate				
PLAN EP MCX4-EN 100Gb 1p QSFP28 FH	6x	Single Port NIC, RoCE RDMA, Mellanox	S26361-F4052-E1	S26361-F4052-L501
Optional, 100Gb QSFP28 Optical Transceiver module with MPO connector for PLAN EP MCX4-EN 100Gb 1p QSFP28				
QSFP28 100G SR4 MPO 850nm 100m MMA1B00-C100D	1x	MMF / SR4 QSFP28 module, Mellanox. Max reach supported 100m	S26361-F4052-E701	S26361-F4052-L701
QSFP28 100G PSM4 1310nm 500m MMS1C10-CM	1x	MMF / SR QSFP28 module, Mellanox. Max reach supported 500m	S26361-F4052-E801	S26361-F4052-L801
"Virtual Connector" for DAC/AOC cables	1x	Enablement for System Architect	V:DAC/AOC-CONNECTOR-100	
100G DAC - Cisco	1x	DAC are not in Fujitsu's portfolio yet. Thus, test only and purchase from switch vendors.		
100G DAC - Mellanox	1x	DAC are not in Fujitsu's portfolio yet. Thus, test only and purchase from switch vendors.		
100G AOC - Cisco	1x	AOC are not in Fujitsu's portfolio yet. Thus, test only and purchase from switch vendors.		
100G AOC - Mellanox	1x	AOC are not in Fujitsu's portfolio yet. Thus, test only and purchase from switch vendors.		
<i>Max. 1x QSFP28 or DAC/AOC Cable per PLAN EP MCX4-EN 100Gb 1p QSFP28</i>				
max. 6x PLAN EP MCX4-EN 100Gb 1p QSFP28				

Q

Q

Network cables for later upgrade**Fujitsu active SFP+ Twinax 10Gb cable**

SFP+ active Twinax Cable Fujitsu 2m	S26361-F3989-L102
SFP+ active Twinax Cable Fujitsu 5m	S26361-F3989-L105
SFP+ active Twinax Cable Fujitsu 10m	S26361-F3989-L110

Brocade active SFP+ Twinax 10Gb cable

SFP+ active Twinax Cable Brocade 1m	S26361-F3873-L501
SFP+ active Twinax Cable Brocade 3m	S26361-F3873-L503
SFP+ active Twinax Cable Brocade 5m	S26361-F3873-L505

R

Chapter 12 - Fibre Channel Controller

R

max number of some controllers can vary with base units with 6x card slots

32Gb Fibre Channel controller generation 6 with LC interface for 50µm optical cables (OM4 or OM3)

These components ship with optical transceiver modules equipped for all ports. Supported line rates: 32, 16, and 8Gbps.

PFC EP LPe32002 2x 32Gb	4x	2 ports, full height, Broadcom/Emulex	S26361-F4044-E2	S26361-F4044-L502
PFC EP LPe32000 1x 32Gb	4x	1 port, full height, Broadcom/Emulex	S26361-F4044-E1	S26361-F4044-L501
PFC EP QLE2742 2x 32Gb	6x	2 ports, full height, Cavium/Qlogic	S26361-F4043-E2	S26361-F4043-L502
PFC EP QLE2740 1x 32Gb	6x	1 port, full height, Cavium/Qlogic	S26361-F4043-E1	S26361-F4043-L501

max. 6 Controller per system (mixed configurations are supported)

16Gb Fibre Channel controller generation 6 with LC interface for 50µm optical cables (OM4 or OM3)

These components ship with optical transceiver modules equipped for all ports. Supported line rates: 16, 8, and 4Gbps.

PFC EP LPe31002 2x 16Gb	6x	2 ports, full height, Broadcom/Emulex	S26361-F5596-E2	S26361-F5596-L502
PFC EP LPe31000 1x 16Gb	6x	1 port, full height, Broadcom/Emulex	S26361-F5596-E1	S26361-F5596-L501
PFC EP QLE2692 2x 16Gb	6x	2 ports, full height, Cavium/Qlogic	S26361-F5580-E2	S26361-F5580-L502
PFC EP QLE2690 1x 16Gb	6x	1 port, full height, Cavium/Qlogic	S26361-F5580-E1	S26361-F5580-L501

max. 6 Controller per system (mixed configurations are supported)

Chapter 13 - Infiniband Controllers

Infiniband and Omni path controller will be relased by Project Release Only

P

Chapter 14 - Power supply unit, power cable, country specific options

P		Optional power backplane (in chapter 16 - others) is required for 2x PSU (redundancy).	Dummy module instead of PSU in case only PSU is equipped; Dummy module: S26113-F574-E99, max. 1x per system
S26113-F575-E13 S26113-F575-L13 450W platinum power supply unit 450W PSU platinum; 1st or 2nd PSU for redundancy; 94% efficiency 100-240V, 50-60Hz occupies hot plug PSU slot min. 1 / max. 2x per system	S26113-F574-E13 S26113-F574-L13 800W platinum power supply unit 800W PSU platinum; 1st or 2nd PSU for redundancy; 94% efficiency 100-240V, 50-60Hz occupies hot plug PSU slot min. 1 / max. 2x per system	S26113-F615-E10 S26113-F615-L10 800W titanium power supply unit 800W PSU titanium; 1st or 2nd PSU for redundancy; 96% efficiency 220-240V only, 50-60Hz occupies hot plug PSU slot min. 1 / max. 2x per system	S26113-F616-E10 S26113-F616-L10 1200W platinum power supply unit 1200W PSU platinum; 1st or 2nd PSU for redundancy; 94% efficiency; 110V range: 1000W, <110V:900W; 100-240V, 50-60Hz occupies hot plug PSU slot min. 1 / max. 2x per system

Tower
Rack

Power cord option for Tower Server, 1.8m, black (1x per PSU)		Power cord option for Rack Server, 4m, grey (1x per PSU)		
T26139-Y1740-E10/L10	D, A, B, F, NL, FIN, N, S, E, P, RUS, TR	T26139-Y1968-E100	Powercord for rack, IEC 320 C14 connector	
T26139-Y1742-E10/L10	USA, Canada		T26139-Y1742-E10	USA, Canada, 1.8m, grey
T26139-Y1743-E10	Switzerland			
T26139-Y1744-E10/L10	UK, IR			
T26139-Y1745-E10/L10	Italy			
T26139-Y1746-E10/L10	Denmark			
T26139-Y1757-E10/L10	Taiwan			
Power cord option for Tower Server, 2.5m, black (1x per PSU)				
T26139-Y1747-E18/L18	Israel			
T26139-Y1751-E10/L10	China			
T26139-Y3850-E10	no powercord			

S26361-F3301-E123
Certification for India
! Only with "no powercord option"
Must for delivery to India
max. 1x per system

S26361-F3301-E120
Certification for China (CCC)
! China cable or "no powercord"
Must for delivery to China
max. 1x per system

S26361-F1452-E100
Region Kit APAC/EMEA/India
max. 1x per system

S26361-F1452-E130
Region Kit Americas
max. 1x per system

S26361-F1452-E140
Region Kit Europe
max. 1x per system

Q

Chapter 15 - Accessories

Q

<http://www.fujitsu.com/fts/products/computing/peripheral/accessories/index-facts.html>

USB Mouse:

Mouse M520 Black	S26381-K467-E100	S26381-K467-L100
Mouse M520 Grey	S26381-K467-E101	S26381-K467-L101
Mouse M530 Black	n/a	S26381-K468-L100
Mouse M530 Grey	n/a	S26381-K468-L101



USB sticks (FOR PROJECTS ONLY) - no standard release

ADATA USB 3.0 Flash Stick UE700 – 32GB		S26391-F6048-L332
ADATA USB 3.0 Flash Stick UE700 – 64GB		S26391-F6048-L364



USB Keyboards for Tower Servers for following countries:

USB professional Keyboard KBPC PX ECO	Country version	FUJITSU Keyboard KB521 USB (grey)
	US/ int 105 keys (UK keyboard + US int. Layout)	S26381-K521-E102
S26381-K341-E104	Czech/Slovak	S26381-K521-E104
S26381-K341-E110	US 104 keys (US keyboard + US layout)	S26381-K521-E110
S26381-K341-E120	Germany	S26381-K521-E120
S26381-K341-E122	Germany / Int	S26381-K521-E122
S26381-K341-E140	France	S26381-K521-E140
S26381-K341-E154	Sweden / Finland	S26381-K521-E154
S26381-K341-E165	United Kingdom	S26381-K521-E165
S26381-K341-E170	Switzerland	S26381-K521-E170
S26381-K341-E180	Spain	S26381-K521-E180
S26381-K341-E185	Italy	S26381-K521-E185



Please find the layout of all Fujitsu keyboards here:
<http://abg0355a.abg.fsc.net/>

USB Optical Disc Drive

External Ultra Slim Portable DVD Writer (Hitachi-LG)	S26341-F103-L142
--	------------------



R



Chapter 16 - others

R

S26361-F3699-E20
S26361-F3699-L20
Redundant power supply
Power backplane for redundant power supply units. This option is condition for configurations with 2 power supplies.
max. 1x per system

S26361-F3846-E134
S26361-F3846-L134
Riser card for 2x PCIe + 1x PCI32 slots
Occupies slot 4 (PCIe-x16) and instead offers 2x PCIe-x8 + 1x PCI32 slots for full height cards.
max. 1x per system

S26361-F1790-E243
S26361-F1790-L244
iRMC S4/SS advanced pack
integrated remote Management controller activation key for graphical console redirection and remote media redirection
max. 1x per system

S26361-F1790-E311
embedded Lifecycle Management (eLCM)
Server Online Update OS driver Update Hardware firmware update
Server Offline Update Hardware update via Update Manager Express
PrimeCollect Autonomous creation of Primecollect archives Creation and use of PrimeCollect archives over AIS connect
Custom Image (Jukebox function) Automatic and manual download of CD and DVD Images Automatic and manual start of CD and DVD Images
max. 1x per system

Loose delivery
eLCM Activation Pack (Node Locked License)
BDL:ELCM-PACK
options contains:
- 16GB SD card
- Paper with TAN for Licensekey

S26361-F3776-E10
Silent TX configuration
This is possible in an office environment. Components which lead to a general increase of fan speed are excluded from the configuration.
this setting can be activated ex factory only
max. 1x per system

Advanced Thermal Design is not available with LTO drives.

PY TX2550 M4 Tower 4x3.5' basic and PY TX2550 M4 Tower 8x2.5' basic do not support ATD options!

S26361-F3776-E440
Cool-safe® Advanced Thermal design 40°C
enables the PRIMERGY Server to cope with temperatures from 5-40° in operating mode due to extended Fan settings
this setting can be activated ex factory only
max. 1x per system

S26361-F3776-E445
Cool-safe® Advanced Thermal design 45°C
enables the PRIMERGY Server to cope with temperatures from 5-45° in operating mode due to extended Fan settings
this setting can be activated ex factory only
max. 1x per system

S26361-F3120-E3
S26361-F3120-L3
Serial port / RS232-C interface
Serial port mounted at system rear side, connected via cable
max. 1x per system

This serial port option is dedicated for several PRIMERGY Servers and will be delivered with full height and low profile brackets, which are not required for PRIMERGY TX2550 M4.

S26361-F3552-E100
S26361-F3552-L100
Trusted Platform Module 2.0
max. 1x per system

S26361-F3552-E101
Trusted Platform Module 1.2
max. 1x per system

You would like to add some customer specific solutions?



With our made4you service we fulfill any individual requirement and wish of our customers perfectly - e.g.

- > special hardware configurations,
- > staging services ex factory,
- > extended lifecycle management,
- > customer specific logos, component,
- > BIOS fixes and many more.

For further information please contact us



Fujitsu Portfolio

Build on industry standards, Fujitsu offers a full portfolio of IT hardware and software products, services, solutions and cloud offering, ranging from clients to datacenter solutions and includes the broad stack of Business Solutions, as well as the full stack of Cloud offering. This allows customers to leverage from alternative sourcing and delivery models to increase their business agility and to improve their IT operation's reliability

Your server is ready

Date of change	Folder / order code / description	What has been changed / comment
28.10.2016	PRIMERGY TX2550 M4	FIRST DRAFT RELEASE
03.11.2016	S26341-F103-L140	changed to new USB Optical Disc Drive
10.11.2016	update IB	add EDR
24.11.2016	RAM	Update
14.12.2016	T26139-Y1747-E18/L18	Added power cord for Israel
14.12.2016	RAID	add new raid controllers + retimer card
21.12.2016	CPU	Update
22.12.2016	RAM	Update
22.12.2016	RAM	Reviewed
27.12.2016	HD_SSD	updated
06.01.2017	HD_SSD / S26361-F5588/F5589-E120/L120	removed
13.01.2017	Backup drive (LTO/RDX)	updated
20.01.2017	HD_SSD / S26361-F5642/F5648/F5649/F5650-*	added
03.02.2017	Others	Riser card option and redundancy option added
07.02.2017	HD_SSD / SED / S26361-F5632-L240	note for SED updated / order code corrected
14.02.2017	PFC	Aligned to Copmponent PAP
14.02.2017	PLAN	Aligned to Copmponent PAP
14.02.2017	LOM	Aligned to System PM Decision
16.02.2017	LAN	Color yellow --> light green for LAN register
20.02.2017	PFC, PLAN	Correction: LP components deleted
23.02.2017	CPU	order codes and specifications added
16.03.2017	RAM	Mirrored Channel Mode updated
27.03.2017	HD_SSD / Note / M.2 SSD	updated
27.03.2017	HD_SSD / S26361-F5583-*/F5648-*	removed / Capacity changed
28.03.2017	PRAID EP520i, 540i, 580i	CacheCade deleted
30.03.2017	S26361-F5243-E14/L14	comment added
30.03.2017	S26361-F3849-E100	cooling kit added
04.04.2017	RAM	Mirrored Channel Mode text modified
05.04.2017	RAM	info-text updated
12.04.2017	eLCM	Added in "Others" sheet
27.04.2017	USB devices	Added HLDS ODD
27.04.2017	PLAN EP QL45212	Updated
09.05.2017	S26361-F3552-E101	TPM 1.2 Module added
09.05.2017	RAM	new order codes added
17.05.2017	HD_SSD / NON hot plug drives	updated
06.06.2017	HD_SSD / F5666/F5670-*/F5614/F5617-*	Note updated / added / removed
07.06.2017	CPU	loose components added
13.06.2017	RAID	descriptions of FBU options changed
29.06.2017	S26361-F5243-L110/S26361-F4042-L110	changed to S26361-F5243-L115/S26361-F4042-L110
12.07.2017	RAID	info-text added
20.07.2017	HD_SSD / F5677-E240 / F5648-*/PCIe SSD	added / codes modified / DWPD corrected
20.07.2017	LAN	Added: 10GbE Ethernet adapter X710-DA4 4-Port, Intel
24.07.2017	HD_SSD / F5673/F5675-*/F5531/F5532-E590	added / F5588/F5589-E240/E480 removed
02.08.2017	LAN	Deleted: PLAN AP 1x1Gbit Cu Intel I210-T1
02.08.2017	LAN	Added: PLAN EP MCX4-Lx/EN 25,40,100GbE
07.08.2017	RAM	Update of memory mirrored mode description
25.09.2017	base	rack conversion kit changed to S26361-F1729-L290
25.09.2017	HD drive cage	Expander hints adjusted
28.09.2017	Raid page	add comments, increase to 2x RAID + HBA for mirrored mode
27.09.2017	HD_SSD / S26361-F5650-E640/L640	removed
06.10.2017	DVD-RW S26361-F3269-E2/L2	removed
19.10.2017	Xeon Gold 6100M CPU ..-E334/340/342	removed
20.10.2017	HD_SSD / S26361-F4045-E64	added
20.10.2017	FC_IB	removed all IB order code. Those will be Project release only.
24.10.2017	HDD_SSD / Note	removed for 2.5" 7.2K/15K HDD / added for M.2 drive
24.10.2017	LAN	Added: 25GbE Adapter, Intel
25.10.2017	RAID	note in Z60551 changed
26.10.2017	LAN	25GbE Adapter, Intel: LP deleted, FH max = 6
26.10.2017	FC_IB	16GFC Adapter: max = 6: F5596-E1/E2 F5580-E1/E2
26.10.2017	LAN	remark by S26361-F3953-E210/-L210

26.10.2017	Description	PLAN EM Blind Panel OCP instead of OCP module
13.11.2017	HDD_SSD	note for Dual microSD and DWPD for PCIe-SSD modified
17.11.2017	RAID, FC, LAN	reduce number of some ctrl.for base units w/ 6 card slots
S. Pilz / 06.12.2017	others	ATD code corrected
08.12.2017	S26361-F2748-E538	on special release only!
15.01.2018	HDD_SSD	F5694/F5692-* / F5696-E240 added
15.01.2018	HDD_SSD	F5543/F5582/F5569-E124 / F5571/F5624/F3904-E120 added
15.01.2018	HDD_SSD / exclusions for	8/10TB HDDs and PSAS CP400i/PRAID EP540i modified
31.01.2018	Xeon Silver 4114T	set to special release
06.02.2018	ATD	PY TX2550 M4 Tower 4x3.5' basic and PY TX2550 M4 Tower 8x2.5' basic do not support ATD options!
13.02.2018	LAN	PLAN EP QL41212 & QL45611 added
21.02.2018	LAN	PLAN EM OCP - Released
22.02.2018	HDD_SSD / 2.5" (SFF) PCIe-SSD	max. number corrected
02.03.2018	HDD_SSD / F5701/F5703/F5700/F5706/F5697-*	added
21.03.2018	FC_IB	QLE274X FC HBA Max = 6, up from 4
21.03.2018	LAN	SFP28 S26361-F4055-E/L701 added for PLAN EP QL41212
16.04.2018	LAN / S26361-F3953-E210, L210	Added: Release Pending
19.04.2018	LAN	Added: PLAN EP X710-T4 4x10GBASE-T
20.04.2018	RAID w/o NVMe	NVMe support with PRAID EP 5x0i special release only
02.05.2018	LAN / S26361-F3953-E210, L210	Release Pending --> Released
17.05.2018	HDD_SSD / F4064-*	added: Dual M.2
17.05.2018	HDD_SSD	revised the description about Dual M.2
23.05.2018	HDD_SSD // Dual M.2	revised the description for VMware
25.06.2018	HDD_SSD / S26361-F5707-* / M.2 for VMware	added
29.06.2018	PRAID EP540e	external 4GB RAID Ctrl + FBU added changed # of TFM, FBU for all ext. RAID ctrl. to max 2
03.07.2018	GFX_FPGA	Modify FPGA Card - Options in "GFX_FPGA" tab. - add Intel PAC Arria 10 GX FPGA support.
04.07.2018	RAID folder	changed some comments for Advanced SW options
11.07.2018	GFX_FPGA	Modify Graphic Card - Options in "GFX_FPGA" tab. - add NVIDIA Quadro P400 support.
01.08.2018	HDD_SSD / Dual M.2	Notes updated
07.08.2018	HDD_SSD / S26361-F5710/F5711-*	added
31.08.2018	LAN / S26361-F4068-E2, L502	Added: PLAN EP QL41112 2x10GBASE-T
31.08.2018	LAN / S26361-F4068-E4, L504	Added: PLAN EP QL41134 4x10GBASE-T
31.08.2018	LAN / S26361-F4069-E2, L502	Added: PLAN EP QL41132 2x10Gb SFP+
31.08.2018	LAN / S26361-F4070-E2, L502	Added: PCNA EP QL41262 2x10/25Gb SFP+/SFP28
31.08.2018	LAN	Cosmetic changes: 25G Ethernet section
13.09.2018	Others / S26361-F3776-E10	Silent TX configuration added
18.09.2018	GFX_FPGA	Modify Graphic Card - Options in "GFX_FPGA" tab. - add "DP- DVI/D" adapter
11.10.2018	RAID folder	max. number of HAB, RAID = 2 for mirrored mode, V216, V416
12.10.2018	HD_SSD / S26361-F5588/F5589-E384/L384 / Added	Added: SSD SATA 2.5" & 3.5" Mixed-Use 3.84TB
26.10.2018	HD_SSD / exclusions for 8/10TB HDDs and	removed
29.10.2018	HD_SSD / S26361-F5635/F5638-E800/L800	added
	HD_SSD / S26362-F5713/F5715-*	added
18.01.2019	HD_SSD / S26362-F5713/F5715-* / revised	revised the description about max drives
13.02.2019	HD_SSD / S26361-F3907-* / added the	added the exclusion for HDD SATA 2.5" 7.2K 512e and
02.07.2019	HD_SSD / S26361-F5737/F5738-* / added	added PCIe-SSD 2.5"
26.07.2019	HD_SSD / S26361-F5737/F5738-* / updated	removed the description as "as soon as available"
06.12.2019	HD_SSD	updated the description about Hard Disk Sector Format