



invt

POWERED BY
SOLAR

The company reserves the rights of updating and interpretation.




Powered by Solar

Sales E-mail: solar@invt.com.cn Service E-mail: solar-service@invt.com.cn
2nd Floor, Block B, INVT Guangming Technology Building, Songbai Road, Matian,
Guangming District, Shenzhen, China

(2023.02 V1.0)

www.invt-solar.com

SOLAR INVERTER
CATALOG



CONTENT

Company Introduction	01
On-Grid PV Solution	03
Energy Storage Solution	19
Off-Grid PV Solution	23
Accessory	29
Monitoring Solution	31
Monitoring	32
Applications	33

COMPANY PROFILE

ABOUT US

INVT (Shenzhen INVT Electric Co.,Ltd) was established in 2002, and is the first A-share listed company (Stock code: SZ 002334) in Shenzhen Stock Exchange in the industry. Our business covers industry automation, electric vehicle, network power and rail transit. INVT owns 15 subsidiaries and more than 5000 employees.

INVT Solar (INVT Solar Technology (Shenzhen) Co.,Ltd.), is a professional solar inverters manufacturer and national high-tech enterprise. Founded in 2015, it is a wholly-owned subsidiary of INVT. It mainly offers PV inverter solutions and energy storage systems for commercial & industrial, and residential applications. Relying on INVT's strong 21-year of operating strength, INVT Solar has great advantages in R&D, production, sales and service, can provide all-round support to customers. Now our inverters are used in power installations in over 100 countries. In the Low-Carbon Age, INVT Solar is committed to providing smart products and services to develop clean energy.

CORE INDUSTRY BASE



Shenzhen Guangming Scientific Industrial Park

The headquarter and incubator of new products and business R&D.



Shenzhen Fuyong Industrial Park

Core industry base and manufacturing center in South China.



Suzhou Industrial Park

Core industry base and R&D center in East China.

R&D INNOVATION

INVT regards research and development innovation as vitality of the company. In order to make the products and solutions of INVT more and more perfect, INVT builds the core competitiveness of the company and creates value for customers and society through strategic implementation such as independent innovation, operational excellence management and human resource development.



11%+
R&D Investment/
Revenue



35%+
R&D Staff



1400+
Patents



21 Years
Technical
Accumulation



11
R&D Centers

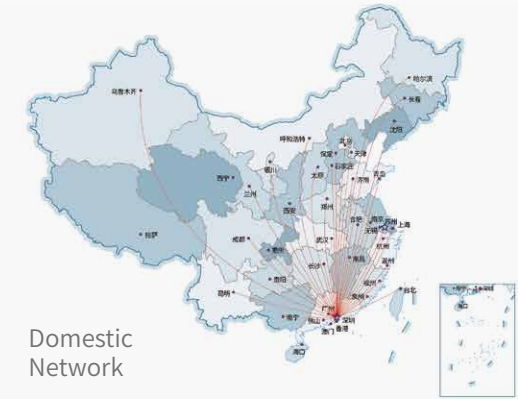
MARKETING & SERVICE NETWORK

INVT global sales team provides customers with professional and efficient pre-sale, in sale and after-sale services, and enhances the added value of the brand with high-quality services.

Email: solar@invt.com.cn



Global Network



Domestic Network

INVT MILESTONE

- 2002
 - Founded
 - 1 st gen. of VFDs launched

- 2005
 - Vector VFDs launched

- 2006
 - Started to explore overseas Market

- 2009
 - Awarded as national Key High-tech Enterprise

- 2010
 - Listed on Shenzhen stock market(002334)
 - India subsidiary established
 - Stepped into UPS and rail transit business

- 2011
 - Annual sales over \$100 million
 - Set out to explore the business in servo, PLC and power sectors

- 2014
 - Suzhou Industrial Park Phase I came into service
 - Stepped into electric vehicle business

- 2017
 - Won transportation system project for Shenzhen metro
 - Won the "Chinese Outstanding Patented Invention" award
 - Annual sales over \$300 million

- 2018
 - Guangming headquarter came into service
 - No. 1 market share in Vietnam

- 2020
 - Won the "National Science and Technology Major Project of the Ministry of Science and Technology of China award"

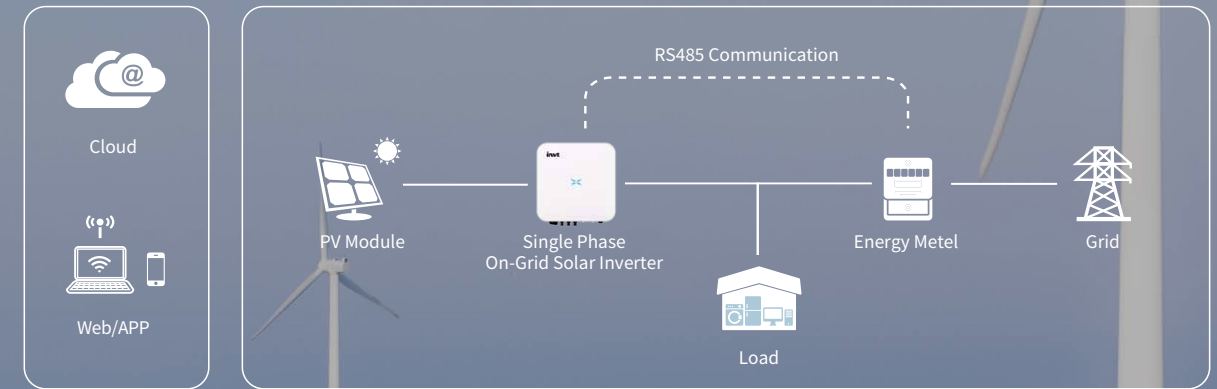
- 2022
 - Future-oriented strategic reform

- 2021
 - IABG Founded; LTC regrouped
 - EV Drive subsidiary merged with EV Charging Subsidiary

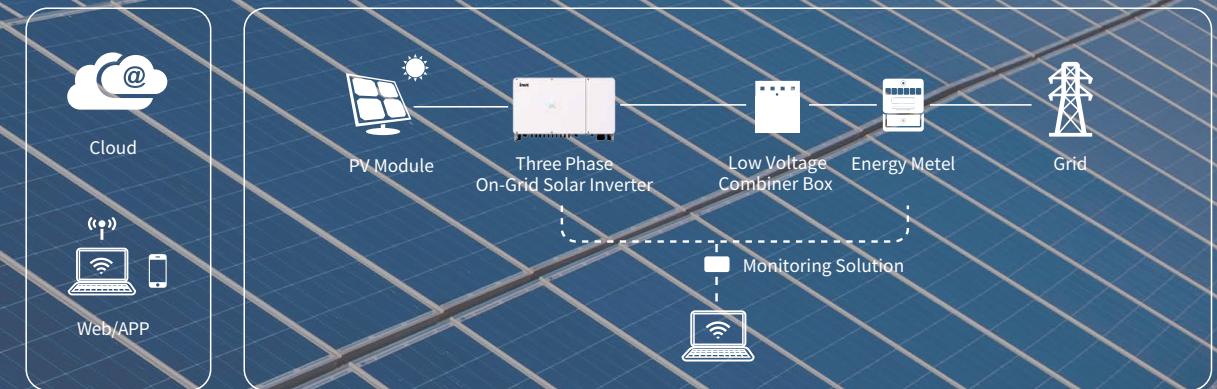


On-Grid PV Solution

Residential On-grid PV Solution



Commercial On-grid PV Solution



XG3-10kW

Single Phase On-Grid Solar Inverter



- 2 MPP Trackers , Max. input current per string: 20A
- 150% DC Input Oversizing
- Compatible with high power modules

- Smart I-V Curve Diagnosis Function: locate PV string faults accurately and automatically detect faults
- Intelligent Fault Detection: AC side voltage and current waveforms real-time recorded, fast fault location
- Support RS485/WiFi/4G: remote monitoring and operation via PC or mobile phones

- IP66 Protection Degree: support outdoor installation
- DC & AC Type II SPD: prevent lightning damage
- AFCI Function (Optional): when an arc-fault is detected the inverter immediately stops operation

Efficient Higher Revenue

Intelligent Simple O&M

Reliable Worry Free

	XG3KTL	XG3K6TL	XG4KTL	XG4K2TL	XG4K6TL	XG5KTL	XG6KTL	XG7KTL	XG8KTL	XG10KTL	XG7KTL1	XG8KTL1	XG10KTL1	
Input (DC)														
Max. Input Power	4.5kW	5.52kW	6kW	6.3kW	6.9kW	7.5kW	9kW	10.5kW	12kW	15kW	10.5kW	12kW	15kW	
Max. Input Voltage	600V													
Start Voltage	80V													
Rated Input Voltage	360V													
Full-load MPP Voltage Range	120V ~ 480V	135V ~ 480V	145V ~ 480V	150V ~ 480V	160V ~ 480V	170V ~ 480V	190V ~ 480V	230V ~ 480V	250V ~ 480V	290V ~ 480V	230V ~ 480V	250V ~ 480V	290V ~ 480V	
MPPT Voltage Range	80V ~ 560V													
Number of MPP Trackers	2													
Number of String per MPPT	1/1										1/2			
Max. Current per MPPT	20A										14A / 28A			
Max. Short Circuit Current per MPPT	26A										18.2A / 36.4A			
Output (AC)														
Max. Output Current	15A	16A	20A	21A	23A	25A	30A	35A	40A	45.5A	35A	40A	45.5A	
Rated Output Power	3kW	3.68kW	4kW	4.2kW	4.6kW	5kW	6kW	7kW	8kW	10kW	7kW	8kW	10kW	
Max. Output Power	3.3kVA	3.68kVA	4.4kVA	4.62kVA	5kVA	5.5kVA	6.6kVA	7.7kVA	8.8kVA	10kVA	7.7kVA	8.8kVA	10kVA	
Rated Grid Frequency	50Hz / 60Hz													
Rated Grid Voltage	220Vac / 230Vac / 240Vac													
Power Factor	>0.99 (0.8 leading~0.8 lagging)													
THDi	<3% (Rated Power)													
Efficiency														
Max. Efficiency	98.10%		98.30%					98.10%						
European Efficiency	97.30%		97.40%					97.30%						
MPPT Efficiency	99.90%													
Protection														
DC reverse polarity protection	Yes													
Anti-islanding protection	Yes													
AC short circuit protection	Yes													
Residual current monitoring unit	Yes													
Insulation resistance monitoring	Yes													
Ground fault monitoring	Yes													
Grid monitoring	Yes													
PV string monitoring	Yes													
Surge protection	Type II													
AFCI protection	Optional													
Communication														
Display	LED / LCD / WiFi+App													
Communication	RS485 / WiFi / 4G													
Standard Compliance														
Grid Connection Standards	IEC 61727, IEC 62116, IEC 60068, IEC 61683, VDE-AR-N 4110:2018, VDE-AR-N 4105:2018, VDE-AR-N 4120:2018, EN 50549, AS/NZS 4777.2:2020, CEI 0-21, VDE 0126-1-1/A1 VFR 2014, UTE C15-712-1:2013, DEWA DRRG, NRS 097-2-1, MEA/PEA, C10/11, G98/G99													
Safety / EMC	IEC 62109-1:2010, IEC 62109-2:2011, EN 61000-6-2:2005, EN 61000-6-3:2007/A1:2011													
General Data														
Dimensions (W x H x D)	380 x 380 x 160 mm													
Weight	13kg													
Operating Temperature Range	-30° C ~ +60° C													
Cooling Method	Natural										Smart Cooling			
Protection Degree	IP66													
Max. Operating Altitude	4000m													
Relative Humidity	0 ~ 100%													
Topology	Transformerless													
Night Power Consumption	<1W													

● a: For AS4777, Rated Output Power of XG5KTL is 4999W.

● b: For VDE-AR-N 4105, Max. Output Power of XG4K6TL is 4600VA. For AS4777, Max. Output Power of XG4K6TL is 4999VA.

● c: For AS4777, Max. Output Power of XG5KTL is 4999VA.

● d: For AS4777, Max. Output Current of XG4K6TL and XG5KTL is 21.7A.

XG3-15kW

Three Phase On-Grid Solar Inverter



- 2MPP Trackers, high single circuit tracking accuracy, fast dynamic response
- 160% DC Input Oversizing
- Wide MPPT voltage range: 180V-1000V
- Compatible with high power modules

- Smart I-V Curve Diagnosis Function: locate PV string faults accurately and automatically detect faults
- Intelligent Fault Detection: AC side voltage and current waveforms real-time recorded, fast fault location
- Support RS485 (WiFi/GPRS/Ethernet optional): remote monitoring and operation via PC or mobile phones

- IP66 Protection degree: support outdoor installation
- DC & AC Type II SPD: prevent lightning damage
- AFCI Function (Optional): when an arc-fault is detected the inverter immediately stops operation

**Efficient
Higher Revenue**

**Intelligent
Simple O&M**

**Reliable
Worry Free**

	XG3KTR	XG4KTR	XG5KTR	XG6KTR	XG8KTR	XG9KTR	XG10KTR	XG11KTR	XG12KTR	XG15KTR1
Input (DC)										
Max. Input Power	4.8kW	6.4kW	8kW	9.6kW	12.8kW	14.4kW	16kW	17.6kW	19.2kW	24kW
Max. Input Voltage	1100V									
Start Voltage	160V									
Rated Input Voltage	600V									
Full-load MPP Voltage Range	250V ~ 850V			320V ~ 850V		400V ~ 850V	450V ~ 850V		480V ~ 850V	500V ~ 850V
MPPT Voltage Range	180V ~ 1000V									
Number of MPP Trackers	2									
Number of String per MPPT	1 / 1									1 / 2
Max. Current per MPPT	14A / 14A									14A / 28A
Max. Short Circuit Current per MPPT	18A / 18A									18A / 36A
Output (AC)										
Max. Output Current	4.8A	6.4A	8A	9.6A	12.8A	14.4A	15.9A	17.5A	19.1A	23.9A
Rated Output Power	3kW	4kW	5kW	6kW	8kW	9kW	10kW	11kW	12kW	15kW
Max. Output Power	3.3kVA	4.4kVA	5.5kVA	6.6kVA	8.8kVA	9.9kVA	11kVA	12.1kVA	13.2kVA	16.5kVA
Rated Grid Frequency	50Hz / 60Hz									
Rated Grid Voltage	230Vac / 400Vac, 3L / N / PE									
Power Factor	>0.99 (0.8 leading~0.8 lagging)									
THDi	<3% (Rated Power)									
Efficiency										
Max. Efficiency	98.40%					98.70%				
European Efficiency	98.30%					98.50%				
MPPT Efficiency	99.90%									
Protection										
DC reverse polarity protection	Yes									
Anti-islanding protection	Yes									
AC short circuit protection	Yes									
Residual current monitoring unit	Yes									
Insulation resistance monitoring	Yes									
Ground fault monitoring	Yes									
Grid monitoring	Yes									
Surge protection	Type II									
AFCI protection	Optional									
Communication										
Display	LED / LCD / WiFi+App									
Communication	Standard: RS485 Optional: WiFi / GPRS / Ethernet									
Standard Compliance										
Grid Connection Standards	IEC 61727, IEC 62116, IEC 60068, IEC 61683, VDE-AR-N 4110:2018, VDE-AR-N 4105:2018, VDE-AR-N 4120:2018, EN 50549, AS/NZS 4777.2:2020, CEI 0-21, VDE 0126-1-1/A1 VFR 2014, UTE C15-712-1:2013, DEWA DRRG, NRS 097-2-1, MEA/PEA, C10/11, G98/G99									
Safety / EMC	IEC 62109-1:2010, IEC 62109-2:2011, EN 61000-6-2:2005, EN 61000-6-3:2007/A1:2011									
General Data										
Dimensions (W x H x D)	481 x 395 x 195 mm									
Weight	12kg					13.5kg				
Operating Temperature Range	-30° C ~ +60° C									
Cooling Method	Natural									Smart Cooling
Protection Degree	IP66									
Max. Operating Altitude	4000m									
Relative Humidity	0 ~ 100%									
Topology	Transformerless									
Night Power Consumption	<1W									

XG3-15kW-S

Three Phase On-Grid Solar Inverter



Efficient Higher Revenue

- 2MPPT Trackers, high single circuit tracking accuracy, fast dynamic response
- 160% DC Input Oversizing
- Wide MPPT voltage range: 180V-1000V
- Compatible with high power modules

Intelligent Simple O&M

- Smart I-V Curve Diagnosis Function: locate PV string faults accurately and automatically detect faults
- Intelligent Fault Detection: AC side voltage and current waveforms real-time recorded, fast fault location
- Support RS485 (WiFi/GPRS/Ethernet optional): remote monitoring and operation via PC or mobile phones

Reliable Worry Free

- IP66 Protection degree: support outdoor installation
- DC & AC Type II SPD: prevent lightning damage
- AFCI Function (Optional): when an arc-fault is detected the inverter immediately stops operation

	XG3KTR-S	XG4KTR-S	XG5KTR-S	XG6KTR-S	XG8KTR-S	XG9KTR-S	XG10KTR-S	XG11KTR-S	XG12KTR-S	XG15KTR1-S
Input (DC)										
Max. Input Power	4.8kW	6.4kW	8kW	9.6kW	12.8kW	14.4kW	16kW	17.6kW	19.2kW	24kW
Max. Input Voltage	1100V									
Start Voltage	160V									
Rated Input Voltage	600V									
Full-load MPP Voltage Range	200V ~ 850V				360V ~ 850V			380V ~ 850V		450V ~ 850V
MPPT Voltage Range	180V ~ 1000V									
Number of MPP Trackers / String per MPPT	2 / 1									
Max. Current per MPPT	18A									
Max. Short Circuit Current per MPPT	25A									
Output (AC)										
Max. Output Current	4.8A	6.4A	8A	9.6A	12.8A	14.4A	15.9A	17.5A	19.1A	23.9A
Rated Output Power	3kW	4kW	5kW	6kW	8kW	9kW	10kW	11kW	12kW	15kW
Max. Output Power	3.3kVA	4.4kVA	5.5kVA	6.6kVA	8.8kVA	9.9kVA	11kVA	12.1kVA	13.2kVA	16.5kVA
Rated Grid Frequency	50Hz / 60Hz									
Rated Grid Voltage	230Vac / 400Vac, 3L / N / PE									
Power Factor	>0.99 (0.8 leading~0.8 lagging)									
THDi	<3% (Rated Power)									
Efficiency										
Max. Efficiency	98.40%				98.70%					
European Efficiency	98.30%				98.50%					
MPPT Efficiency	99.90%									
Protection										
DC reverse polarity protection	Yes									
Anti-islanding protection	Yes									
AC short circuit protection	Yes									
Residual current monitoring unit	Yes									
Insulation resistance monitoring	Yes									
Ground fault monitoring	Yes									
Grid monitoring	Yes									
Surge protection	Type II									
AFCI protection	Optional									
Communication										
Display	LED / LCD / WiFi+App									
Communication	Standard: RS485 Optional: WiFi / GPRS / Ethernet									
Standard Compliance										
Grid Connection Standards	IEC 61727, IEC 62116, IEC 60068, IEC 61683, VDE-AR-N 4110:2018, VDE-AR-N 4105:2018, VDE-AR-N 4120:2018, EN 50549, AS/NZS 4777.2:2020, CEI 0-21, VDE 0126-1-1/A1 VFR 2014, UTE C15-712-1:2013, DEWA DRRG, NRS 097-2-1, MEA/PEA, C10/11, G98/G99									
Safety / EMC	IEC 62109-1:2010, IEC 62109-2:2011, EN 61000-6-2:2005, EN 61000-6-3:2007/A1:2011									
General Data										
Dimensions (W x H x D)	481 x 395 x 195 mm									
Weight	12kg				13.5kg					
Operating Temperature Range	-30° C ~ +60° C									
Cooling Method	Natural								Smart Cooling	
Protection Degree	IP66									
Max. Operating Altitude	4000m									
Relative Humidity	0 ~ 100%									
Topology	Transformerless									
Night Power Consumption	<1W									

XG17-25kW

Three Phase On-Grid Solar Inverter



- 2 MPP Trackers, high single circuit tracking accuracy, fast dynamic response
- 160% DC Input Oversizing
- Maximum efficiency 98.4%. Wide MPPT voltage range: 200V-1000V
- Compatible with high power modules.

- Smart I-V Curve Diagnosis Function: locate PV string faults accurately and automatically detect faults
- Intelligent Fault Detection: AC side voltage and current waveforms real-time recorded, fast fault location
- Support RS485 (WiFi/GPRS/Ethernet optional): remote monitoring and operation via PC or mobile phones

- IP66 Protection degree: support outdoor installation
- DC & AC Type II SPD: prevent lightning damage
- AFCI Function (Optional): when an arc-fault is detected the inverter immediately stops operation

**Efficient
Higher Revenue**

**Intelligent
Simple O&M**

**Reliable
Worry Free**

	XG17KTR	XG20KTR	XG22KTR	XG25KTR
Input (DC)				
Max. Input Power	27.2 kW	32 kW	35.2 kW	40 kW
Max. Input Voltage	1100 V			
Start Voltage	250 V			
Rated Input Voltage	600 V			
Full-load MPP Voltage Range	480 V ~ 800 V		520 V ~ 800 V	560 V ~ 800 V
MPPT Voltage Range	200 V ~ 1000 V			
Number of MPP Trackers	2			
Number of string per MPPT	2 / 2		2 / 3	
Max. Current per MPPT	32 A		32 A / 48 A	
Max. Short Circuit Current per MPPT	40 A		40 A / 60 A	
Output (AC)				
Max. Output Current	27.2 A	32.1 A	35.3 A	39.8 A
Rated Output Power	17 kW	20 kW	22 kW	25 kW
Max. Output Power	18.8 kVA	22.2 kVA	24.4 kVA	27.5 kVA
Rated Grid Frequency	50 Hz / 60 Hz			
Rated Grid Voltage	230Vac / 400Vac, 3L / N / PE			
Power Factor	>0.99 (0.8 leading~0.8 lagging)			
THDi	<3% (Rated Power)			
Efficiency				
Max. Efficiency	98.40%			
European Efficiency	98.00%			
MPPT Efficiency	99.90%			
Protection				
DC reverse polarity protection	Yes			
Anti-islanding protection	Yes			
AC short circuit protection	Yes			
Residual current monitoring unit	Yes			
Insulation resistance monitoring	Yes			
Ground fault monitoring	Yes			
Grid monitoring	Yes			
PV string monitoring	Yes			
Surge protection	Type II			
AFCI protection	Optional			
Communication				
Display	LED / LCD / WiFi+App			
Communication	Standard: RS485 Optional: WiFi / GPRS / Ethernet			
Standard Compliance				
Grid Connection Standards	IEC 61727, IEC 62116, IEC 60068, IEC 61683, VDE-AR-N 4110:2018, VDE-AR-N 4105:2018, VDE-AR-N 4120:2018, EN 50549, AS/NZS 4777.2:2020, CEI 0-21, VDE 0126-1-1/A1 VFR 2014, UTE C15-712-1:2013, DEWA DRRG, NRS 097-2-1, MEA/PEA, C10/11, G98/G99			
Safety / EMC	IEC 62109-1:2010, IEC 62109-2:2011, EN 61000-6-2:2005, EN 61000-6-3:2007/A1:2011			
General Data				
Dimensions (W x H x D)	534 x 440 x 220 mm			
Weight	24 kg			
Operating Temperature Range	-30° C ~ +60° C			
Cooling Method	Smart Cooling			
Protection Degree	IP66			
Max. Operating Altitude	4000 m			
Relative Humidity	0 ~ 100%			
Topology	Transformerless			
Night Power Consumption	< 1 W			

XG30-40kW

Three Phase On-Grid Solar Inverter



- 3-4 MPP Trackers, high single circuit tracking accuracy, fast dynamic response
- 160% DC Input Oversizing
- Maximum efficiency of 98.6%. Wide MPPT voltage range: 200V-1000V
- Compatible with high power modules

- Smart I-V Curve Diagnosis Function: locate PV string faults accurately and automatically detect faults
- Intelligent Fault Detection: AC side voltage and current waveforms real-time recorded, fast fault location
- Support RS485 (WiFi/GPRS/Ethernet optional): remote monitoring and operation via PC or mobile phones

- IP66 Protection degree: support outdoor installation
- DC & AC Type II SPD: prevent lightning damage
- AFCI Function (Optional): when an arc-fault is detected the inverter immediately stops operation

**Efficient
Higher Revenue**

**Intelligent
Simple O&M**

**Reliable
Worry Free**

	XG30KTR	XG33KTR	XG36KTR	XG40KTR
Input (DC)				
Max. Input Power	48 kW	52.8 kW	57.6 kW	64 kW
Max. Input Voltage	1100 V			
Start Voltage	250 V			
Rated Input Voltage	600 V			
Full-load MPP Voltage Range	500 V ~ 800 V			
MPPT Voltage Range	200 V ~ 1000 V			
Number of MPP Trackers	3		4	
String per MPPT	2			
Max. Current per MPPT	26 A			
Max. Short Circuit Current per MPPT	32 A			
Output (AC)				
Max. Output Current	48.3 A	53 A	57.8 A	64.3 A
Rated Output Power	30 kW	33 kW	36 kW	40 kW
Max. Output Power	33.3 kVA	36.6 kVA	39.6 kVA	44 kVA
Rated Grid Frequency	50 Hz / 60 Hz			
Rated Grid Voltage	230Vac / 400Vac, 3L / N / PE			
Power Factor	>0.99 (0.8 leading~0.8 lagging)			
THDi	<3% (Rated Power)			
Efficiency				
Max. Efficiency	98.60%			
European Efficiency	98.50%			
MPPT Efficiency	99.90%			
Protection				
DC reverse polarity protection	Yes			
Anti-islanding protection	Yes			
AC short circuit protection	Yes			
Residual current monitoring unit	Yes			
Insulation resistance monitoring	Yes			
Ground fault monitoring	Yes			
Grid monitoring	Yes			
PV string monitoring	Yes			
Surge protection	Type II			
AFCI protection	Optional			
Communication				
Display	LED / LCD / WiFi+App			
Communication	Standard: RS485 Optional: WiFi / GPRS / Ethernet			
Standard Compliance				
Grid Connection Standards	IEC 61727, IEC 62116, IEC 60068, IEC 61683, VDE-AR-N 4110:2018, VDE-AR-N 4105:2018, VDE-AR-N 4120:2018, EN 50549, AS/NZS 4777.2:2020, CEI 0-21, VDE 0126-1-1/A1 VFR 2014, UTE C15-712-1:2013, DEWA DRRG, NRS 097-2-1, MEA/PEA, C10/11, G98/G99			
Safety / EMC	IEC 62109-1:2010, IEC 62109-2:2011, EN 61000-6-2:2005, EN 61000-6-3:2007/A1:2011			
General Data				
Dimensions (W x H x D)	600 x 430 x 230 mm			
Weight	30 kg		32 kg	
Operating Temperature Range	-30° C ~ +60° C			
Cooling Method	Smart Cooling			
Protection Degree	IP66			
Max. Operating Altitude	4000 m			
Relative Humidity	0 ~ 100%			
Topology	Transformerless			
Night Power Consumption	< 1 W			

XG50-70kW

Three Phase On-Grid Solar Inverter



- 4 MPP Trackers, high single circuit tracking accuracy, fast dynamic response and higher power generation
- 160% DC Input Oversizing
- Wide MPPT voltage range: 200V-1000V
- Compatible with high power modules

- Smart I-V Curve Diagnosis Function: locate PV string faults accurately and automatically detect faults
- Intelligent Fault Detection: AC side voltage and current waveforms real-time recorded, fast fault location
- Support RS485 (WiFi/GPRS/Ethernet optional): remote monitoring and operation via PC or mobile phones

- IP66 Protection degree: support outdoor installation
- DC & AC Type II SPD: prevent lightning damage
- AFCI Function (Optional): when an arc-fault is detected the inverter immediately stops operation

**Efficient
Higher Revenue**

**Intelligent
Simple O&M**

**Reliable
Worry Free**

	XG50KTR	XG50KTRL	XG60KTR	XG60KTRL	XG66KTRL	XG70KTRL
Input (DC)						
Max. Input Power	80kW		96kW		105.6kW	112kW
Max. Input Voltage	1100V					
Start Voltage	250V					
Rated Input Voltage	600V				700V	
Full-load MPP Voltage Range	520V ~ 850V				600V ~ 850V	
MPPT Voltage Range	200V ~ 1000V					
Number of MPP Trackers	4					
Number of string per MPPT	3 / 2 / 3 / 2			3 / 3 / 3 / 3		
Max. Current per MPPT	39A / 26A / 39A / 26A			39A		
Max. Short Circuit Current per MPPT	48A / 32A / 48A / 32A			48A		
Output (AC)						
Max. Output Current	79.7A	66.2A	95.6A	79.4A	87.4A	92.6A
Rated Output Power	50kW		60kW		66kW	70kW
Max. Output Power	55kVA		66kVA		72.6kVA	77kVA
Rated Grid Frequency	50Hz / 60Hz					
Rated Grid Voltage	230Vac / 400Vac	277Vac / 480Vac	230Vac / 400Vac	277Vac / 480Vac		
Power Factor	>0.99 (0.8 leading~0.8 lagging)					
THDi	<3% (Rated Power)					
Efficiency						
Max. Efficiency	98.70%		98.80%		98.50%	
European Efficiency	98.40%				98.50%	
MPPT Efficiency	99.90%					
Protection						
DC reverse polarity protection	Yes					
Anti-islanding protection	Yes					
AC short circuit protection	Yes					
Residual current monitoring unit	Yes					
Insulation resistance monitoring	Yes					
Ground fault monitoring	Yes					
Grid monitoring	Yes					
PV string monitoring	Yes					
Surge protection	Type II					
AFCI protection	Optional					
Communication						
Display	LED / LCD / WiFi+App					
Communication	Standard: RS485 Optional: WiFi / GPRS / Ethernet					
Standard Compliance						
Grid Connection Standards	IEC 61727, IEC 62116, IEC 60068, IEC 61683, VDE-AR-N 4110:2018, VDE-AR-N 4105:2018, VDE-AR-N 4120:2018, EN 50549, AS/NZS 4777.2:2020, CEI 0-21, VDE 0126-1-1/A1 VFR 2014, UTE C15-712-1:2013, DEWA DRRG, NRS 097-2-1, MEA/PEA, C10/11, G98/G99					
Safety / EMC	IEC 62109-1:2010, IEC 62109-2:2011, EN 61000-6-2:2005, EN 61000-6-3:2007/A1:2011					
General Data						
Dimensions (W x H x D)	650 x 450 x 260 mm					
Weight	50kg					
Operating Temperature Range	-30° C ~ +60° C					
Cooling Method	Smart Cooling					
Protection Degree	IP66					
Max. Operating Altitude	4000m					
Relative Humidity	0 ~ 100%					
Topology	Transformerless					
Night Power Consumption	<1W					

XG100-136kW

Three Phase On-Grid Solar Inverter



- 9-12 MPP Trackers, high single circuit tracking accuracy, fast dynamic response and higher power generation
- 150% DC Input Oversizing
- Maximum efficiency of 98.7%. Wide MPPT voltage range: 180V-1000V
- Compatible with high power modules

- Smart I-V Curve Diagnosis Function: locate PV string faults accurately and automatically detect faults
- Intelligent Fault Detection: AC side voltage and current waveforms real-time recorded, fast fault location
- Support RS485 (WiFi/DRM/Bluetooth optional): remote monitoring and operation via PC or mobile phones

- IP66 Protection degree: support outdoor installation
- DC & AC Type II SPD: prevent lightning damage
- AFCI Function (Optional): when an arc-fault is detected the inverter immediately stops operation

Efficient Higher Revenue

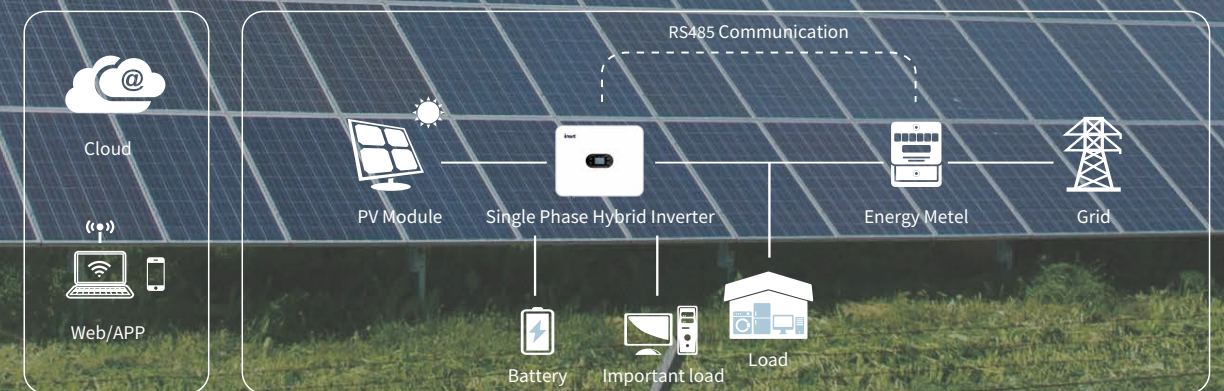
Intelligent Simple O&M

Reliable Worry Free

	XG100KTR	XG100KTR-F	XG110KTR	XG110KTR-F	XG136KTR-L	XG136KTR-LF	XG136KTR-X	XG136KTR-XF
Input (DC)								
Max. Input Power	150kW				160kW			
Max. Input Voltage					1100V			
Start Voltage					250V			
Rated Input Voltage	620V				730V		780V	
Full-load MPP Voltage Range	530V ~ 850V				560V ~ 850V			
MPPT Voltage Range					180V ~ 1000V			
Number of MPP Trackers	9		10		12			
String per MPPT					2			
Max. Current per MPPT	26A	30A	26A	30A	26A	30A	26A	30A
Max. Short Circuit Current per MPPT					40A			
Output (AC)								
Max. Output Current	158.8A				174.6A		160.4A	
Rated Output Power	100kW		110kW		136kW			
Max. Output Power	110kVA		121kVA		150kVA			
Rated Grid Frequency					50Hz / 60Hz			
Rated Grid Voltage	230Vac / 400Vac, 3L / N / PE, 3L / PE				277Vac / 480Vac, 3L / N / PE, 3L / PE		311Vac / 540Vac, 3L / N / PE, 3L / PE	
Power Factor					>0.99 (0.8 leading~0.8 lagging)			
THDi					<3% (Rated Power)			
Efficiency								
Max. Efficiency					98.70%			
European Efficiency					98.50%			
MPPT Efficiency					99.90%			
Protection								
DC reverse polarity protection					Yes			
Anti-islanding protection					Yes			
AC short circuit protection					Yes			
Residual current monitoring unit					Yes			
Insulation resistance monitoring					Yes			
Ground fault monitoring					Yes			
Grid monitoring					Yes			
PV string monitoring					Yes			
Surge protection					Type II			
AFCI protection					Optional			
PID recovery function					Optional			
SVG function					Optional			
Communication								
Display					LED / LCD / WiFi+App			
Communication					Standard: RS485 Optional: WiFi / DRM / Bluetooth			
Standard Compliance								
Grid Connection Standards	IEC 61727, IEC 62116, IEC 60068, IEC 61683, VDE-AR-N 4110:2018, VDE-AR-N 4105:2018, VDE-AR-N 4120:2018, EN 50549, AS/NZS 4777.2:2020, CEI 0-21, VDE 0126-1-1/A1 VFR 2014, UTE C15-712-1:2013, DEWA DRRG, NRS 097-2-1, MEA/PEA, C10/11, G98/G99							
Safety / EMC	IEC 62109-1:2010, IEC 62109-2:2011, EN 61000-6-2:2005, EN 61000-6-3:2007/A1:2011							
General Data								
Dimensions (W x H x D)					1050 x 660 x 330 mm			
Weight	95kg		98kg		101kg			
Operating Temperature Range					-30° C ~ +60° C			
Cooling Method					Smart Cooling			
Protection Degree					IP66			
Max. Operating Altitude					4000m			
Relative Humidity					0 ~ 100%			
Topology					Transformerless			
Night Power Consumption					<1W			

Energy Storage Solution

Residential Storage System



XD3.6-6kW

Single Phase Hybrid Inverter



Efficient Higher Revenue

- Max. Efficiency 97.5%
- Max. PV Input Voltage 550V
- 150% Peak Output Power
- 2 MPP Trackers, 150% DC Input Oversizing
- Max. PV Input Current 16A, Compatible with High Power Modules



Intelligent Simple O&M

- IP66 Protection Degree: support outdoor installation
- Smart I-V Curve Diagnosis Function: locate PV string faults accurately and automatically detect faults
- DC & AC Type II SPD: prevent lightning damage
- Battery Reverse Connection Protection



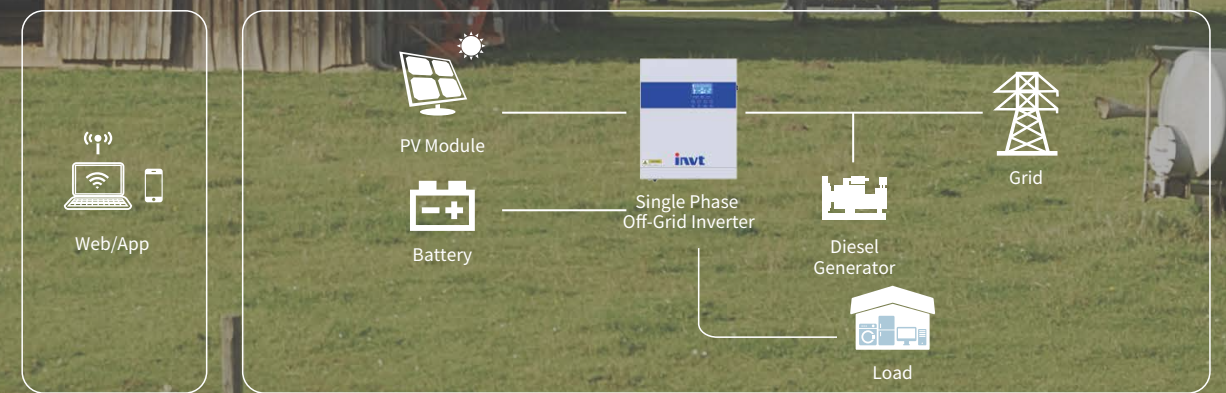
Flexible Abundant Configuration

- Plug & Play, EPS Switching Under 10ms
- Compatible with Lead-acid and Lithium Batteries
- Max. 6 units Inverters Parallel
- AFCI Function (Optional): when an arc-fault is detected the inverter immediately stops operation

	XD3K6TL	XD4KTL	XD4K6TL	XD5KTL	XD6KTL
Input (PV)					
Max. PV Input Power	5.4kW	6kW	6.9kW	7.5kW	9kW
Max. PV Input Voltage	550V				
Start-up Voltage	100V				
Rated Voltage	240V	270V	300V	330V	360V
MPPT Voltage Range	100V~550V				
Number of MPP Trackers	2				
Max. PV Input Current	16A				
Output (AC)					
Rated Output Power	3.68kVA	4kVA	4.6kVA	5kVA	6kVA
Max. Output Power	3.68kVA	4.4kVA	4.6kVA	5.5kVA	6.6kVA
Max. Output Current	16A	20A	20.9A	22.7A	30A
Rated Voltage	230V				
Rated Frequency	50Hz / 60Hz				
THDi(@Rated Power)	< 3%				
Power Factor	0.8 leading~0.8 lagging				
Output (EPS)					
Max. Output Power	3.68kVA	4kVA	4.6kVA	5kVA	6kVA
Max. Output Current	16A	20A	20.9A	22.7A	30A
Peak Output Power, Time	5.5kW, 10s	6kW, 10s	6.9kW, 10s	7.5kW, 10s	7.5kW, 10s
Rated Voltage, Frequency	230V, 50Hz				
THDv (@Rated Power)	< 3%				
Switch Time	< 10ms				
Battery					
Battery Type	Lithium, Lead-acid				
Battery Voltage Range	40V~60V				
Max. Charge / Discharge Current	100A				
Communication	CAN				
Efficiency					
Max. Efficiency	97.5%				
EU Efficiency	97.2%				
Battery Charge/Discharge Efficiency	95%				
Protection					
DC Reverse Polarity Protection / Insulation Resistance Monitoring / Ground Fault Monitoring	Yes				
Over Current / Over Voltage Protection	Yes				
Battery Soft Start Protection	Yes				
AFCI Protection	Optional				
Surge Protection	Type II				
Communication					
Display	LCD				
Communication	RS485 / CAN / WIFI / 4G / LAN / Bluetooth				
General Data					
Dimension (W*H*D)	490 x 395 x 200 mm				
Weight	15kg				
Operating Temperature Range	-30°C~ +60°C				
Cooling Method	Natural				
Protection Degree	IP66				
Max. Operating Altitude	4000 m				
Noise	≤ 25dB				
Relative Humidity	0~100%				
Self-consumption	< 10W				
Topology	High Frequency Insolation (For battery)				

Off-Grid PV Solution

Residential Off-grid PV Solution



XN3024

Single Phase Off-Grid Solar Inverter



Efficient Higher Revenue

- Built-in 80A MPPT solar charge
- Wide PV input voltage range



Intelligent Simple O&M

- Support cold start
- Intelligent fan speed adjustment
- Over load / over temperature / short circuit protection
- Smart battery charger design, optimize battery performance



Flexible Abundant Configuration

- Support grid / generator input
- Compatible with lithium battery
- Multiple charging voltage levels for different batteries
- Multiple work mode, support AC priority, solar priority

	XN3024
Rated Power	3200VA/3000W
Input	
Voltage	230Vac
Selectable Voltage Range	170Vac~280Vac (for personal computers) 90Vac~280Vac (for home appliances)
Frequency Range	50Hz / 60Hz (auto sensing)
Output	
AC Voltage Regulation (Batt. Mode)	230Vac±5%
Surge Power	6400VA
Overload Capability	5s@ ≥ 150% load; 10s@110%~150% load
Efficiency (Peak)	94%
Transfer Time	10ms (for personal computers); 20ms (for home appliances)
Waveform	Pure Sine Wave
Battery	
Battery Nominal Voltage	24Vdc
Floating Charge Voltage	27Vdc
Overcharge Protection	31Vdc
Solar Charger & AC Charge	
Solar Charger Type	MPPT
Maximum PV Array Power	3000W
Solar Charger Type	240Vdc
MPPT Range	90Vdc ~ 430Vdc
Maximum PV Array Open Circuit Voltage	450Vdc
Maximum Utility Charge Current	60A
Maximum Solar Charge Current	80A
Protection	
Protection	AC Short Circuit Protection, AC Over Current Protection, Over Temperature Protection, etc.
Communication	
Display	LCD
Communication Port	RS232
Standard Compliance	
Safety/ EMC	CE
General Data	
Dimension (W x H x D)	282 x 348 x 105 mm
Net Weight	5.5kg
Protect Degree	IP21
Operating Temperature	0° C ~ +55° C
Storage Temperature	-15° C ~ +60° C
Humidity	5%~95% (non-condensing)

XN5548 & XN5548-P

Single Phase Off-Grid Solar Inverter



Efficient Higher Revenue

- Built-in 110A MPPT solar charge
- Wide PV input voltage range



Intelligent Simple O&M

- Over load / over temperature / short circuit protection
- Smart battery charger design, optimize battery performance



Flexible Abundant Configuration

- Support grid / generator input
- Compatible with lithium battery
- Up to 6 units in parallel (P model)
- Multiple charging voltage levels for different batteries
- Multiple work mode, support AC priority, solar priority

	XN5548	XN5548-P
Rated Power	5500VA/5500W	
Input		
Voltage	230Vac	
Selectable Voltage Range	170Vac~280Vac (for personal computers) 90Vac~280Vac (for home appliances)	
Frequency Range	50Hz / 60Hz (auto sensing)	
Output		
AC Voltage Regulation (Batt. Mode)	230Vac±5%	
Surge Power	11000VA	
Overload Capability	5s@ ≥ 150% load; 10s@110%~150% load	
Efficiency (Peak)	94%	
Transfer Time	10ms (for personal computers); 20ms (for home appliances)	
Waveform	Pure Sine Wave	
Battery		
Battery Nominal Voltage	48Vdc	
Floatingg Charge Voltage	52Vdc	
Overcharge Protection	62Vdc	
Solar Charger & AC Charge		
Solar Charger Type	MPPT	
Maximum PV Array Power	6000W	
MPPT Range	120Vdc~450Vdc	
Maximum PV Array Open Circuit Voltage	500Vdc	
Maximum Utility Charge Current	80A	
Maximum Solar Charge Current	110A	
Protection		
Protection	AC Short Circuit Protection, AC Over Current Protection, Over Temperature Protection, etc.	
Communication		
Display	LCD	
Communication Port	RS232 / RS485	
Standard Compliance		
Safety/ EMC	CE	
General Data		
Dimension (W x H x D)	297 x 472 x 133 mm	
Net Weight	10.5kg	
Protect Degree	IP21	
Operating Temperature	0° C ~ +55° C	
Storage Temperature	-15° C ~ +60° C	
Humidity	5%~95% (non-condensing)	
Parallel	No	Up to 6 pcs

STICK LOGGER

GPRS / WiFi / Ethernet



Plug and play

No extra power supply is required.



Independent module

Protecting internal parts of inverter.



Waterproof design

Resistant to bad weather.



External design

External indicator lights, ensuring collection status at a glance, easy to replace faulty equipment.



Standard DIN-Rail Mount

Suitable for 35mm DIN-Rail mount.



Data Resuming

Ensure data integrity.



Remote Upgrade

Remote upgrade and system debugging, easy for O&M.



Alert Notification

Real-time alerts with timely notification, ensuring fast troubleshooting.

DIN-RAIL LOGGER

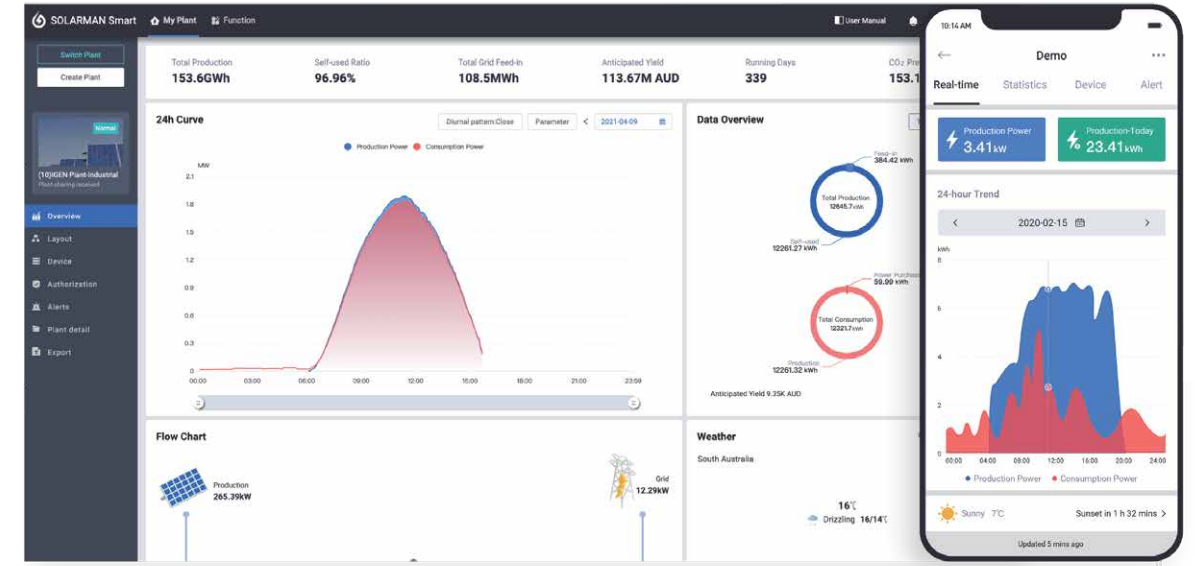
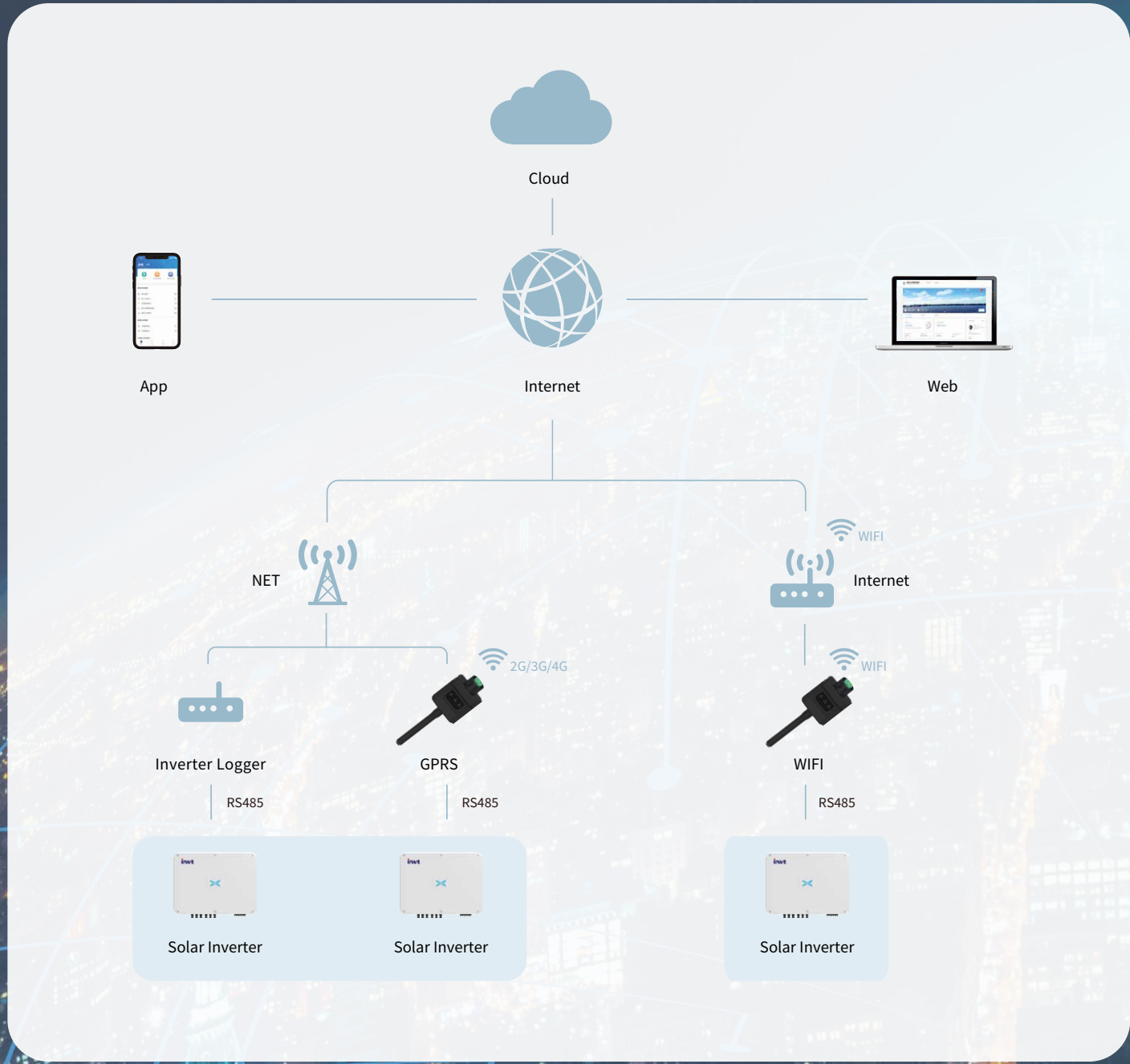
GPRS / WiFi / Ethernet



	LS4G-5	LS4G-4	LSW-5	LSW-3	LSG-3	LSE-3
Remote Communication Interface	4G	4G	2.4G WiFi	2.4G WiFi	GPRS	LAN
GNSS	<20m	—	—	—	—	—
Antenna	Internal Antenna	External Antenna	Internal Antenna	External Antenna	External Antenna	—
Data Interface	RS485 / RS232 / TTL					
Working Voltage	DC 5-12V					
Working Power	3.5W	3.5W	1.5W	1.5W	3W	1W
SIM Card	Chip Card / MicroSIM		—	—	Chip Card / MicroSIM	
Memory	8M Flash	8M Flash	8M Flash	2M Flash	2M Flash	2M Flash
Working Temperature	-40°C~+85°C					
Working Humidity	< 90% (No Condensation)					
No. of Connections	One					
Serial Communication Rate	9600bps (1200—115200bps Configurable)					
Data Acquisition Interval	Default: 5 mins (1-15 mins Configurable)					
User Configuration	BT / APP	APP	BT / APP / Web	APP / Web	APP / BT	Web / APP
Firmware Upgrade	BT / Remote	Remote	BT / Remote / Web	Remote / Web	Remote	Remote / Web
Real-time Control	√					
Data Resuming	√					
Power-off Reminder	√	√	√	—	—	—

	LDW-1
Remote Communication Interface	WiFi
Working Frequency	2.142GHz ~ 2.484GHz
No.of Connections	1-10
Ethernet	10/100M (Adaptive Network)
Working Voltage	DC 4.7-15V
Working Power	1W
Local Communication	RS485/RS422/RS232
Serial Communication Rate	1200-115200bps Configurable
Data Uploading Interval	Default: 5 mins (1-15 mins Configurable)
Memory	2M Flash (512K-16M Optional)
User Configuration	AT+Instruction Set, Remote Server
SIM Card	—
Antenna	GPRS Small Antenna (Sucker Antenna Optional)
Working Temperature	-40°C ~ +85°C
Working Humidity	< 90% (non-condensation)
Dimension (W x H x D)	76 x 91 x 18 mm
Installation Method	35mm DIN-Rail

Monitoring Solution



Monitoring Platform

SOLARMAN Business

PV Monitoring and Management Platform.

For Device Manufacturer:

- Device Control and Firmware Upgrade
- Data Processing
- Authorization Management
- Batch Task
- Device Classification

For Service Provider:

- Plentiful Information
- Intelligent AI Diagnosis
- Most Cost-effective Virtual Weather Station
- Simple Drag-and-Drop
- Intelligent and Intuitive Alerts

SOLARMAN Smart

A brand new smart energy management application, which is specially designed for global users.

Advantage:

- All-round Monitoring
- Create a Plant within 1 min
- Timely Alert Report
- Intuitive System Layout
- Flexible Plant Management



For Business



For Home

RESIDENTIAL CASE

RESIDENTIAL CASE



10kW Solar System in Romania
(XG10KTR)



40kW Solar System in Jiangxi, China
(XG40KTR)



25kW Solar System in Malaysia
(XG25KTR)



8kW Solar System in Finland
(XG8KTR)



12kW Solar System in Malaysia
(XG12KTR)



25kW Solar System in Slovakia
(XG25KTR)



30kW Solar System in Israel
(XG30KTR)



10kW Solar System in Armenia
(XG10KTR)



30kW Solar System in Serbia
(XG30KTR)

COMMERCIAL CASE

COMMERCIAL CASE



800kW Rooftop PV Plant in Shanxi, China
(XG110KTR)



125kW Rooftop PV Plant in Slovakia
(XG50KTR, XG25KTR)



13.86MW Rooftop PV Plant in Hubei, China
(XG136KTR-X)



125kW Rooftop PV Plant in Slovakia
(XG50KTR, XG25KTR)



2.4MW Rooftop PV Plant in Guangdong, China
(XG136KTR-X)



180kW Rooftop PV Plant in Lebanon
(XG60KTR)



5.99MW ENOVATE Motors EV Manufacturing Base PV Plant in Changsha, China
(XG110KTR, XG50KTR)



522kW Rooftop PV Plant in Zhejiang, China
(XG110KTR, XG60KTR, XG50KTR)



5.916MW Rooftop PV Plant in Hubei, China
(XG100KTR, XG50KTR)



2MW Rooftop PV Plant in Türkiye
(XG110KTR)



11.6MW Rooftop PV Plant in Hebei, China
(XG110KTR, XG60KTR)



1.1MW Rooftop PV Plant in Guangdong, China
(XG110KTR, XG30KTR)