

MISCELLANEOUS COVERS(1)

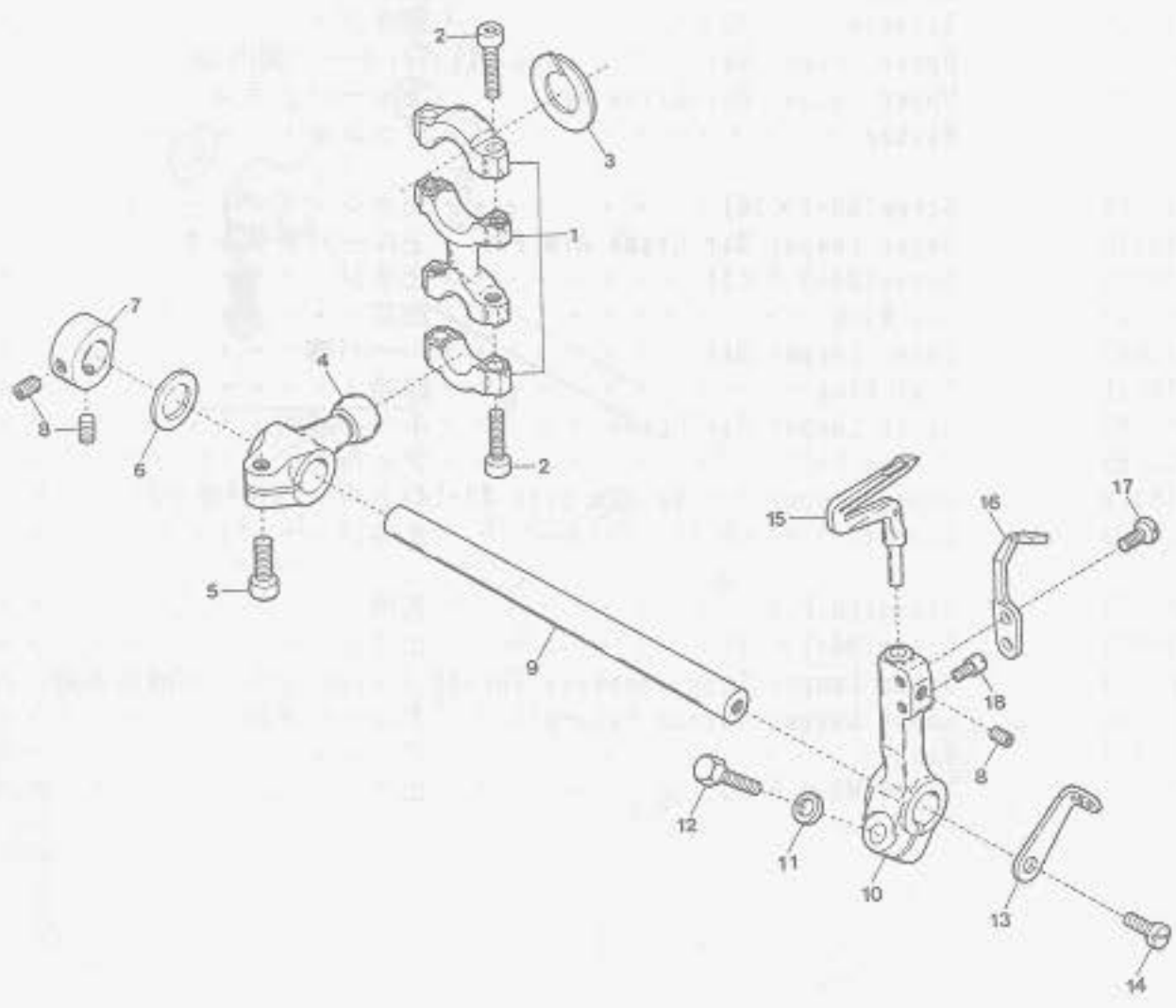
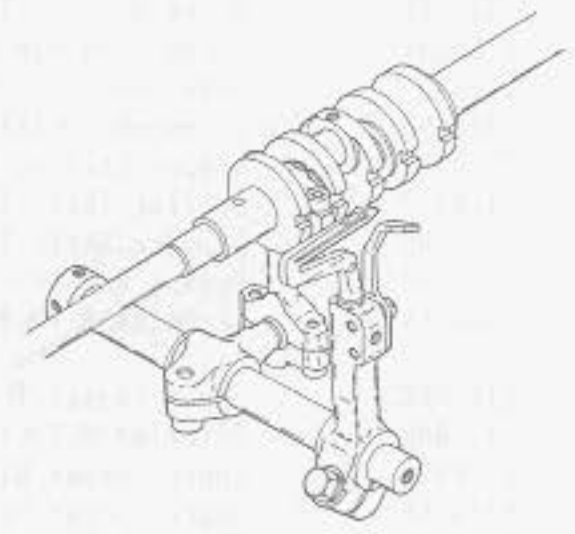
カバー関係(1)

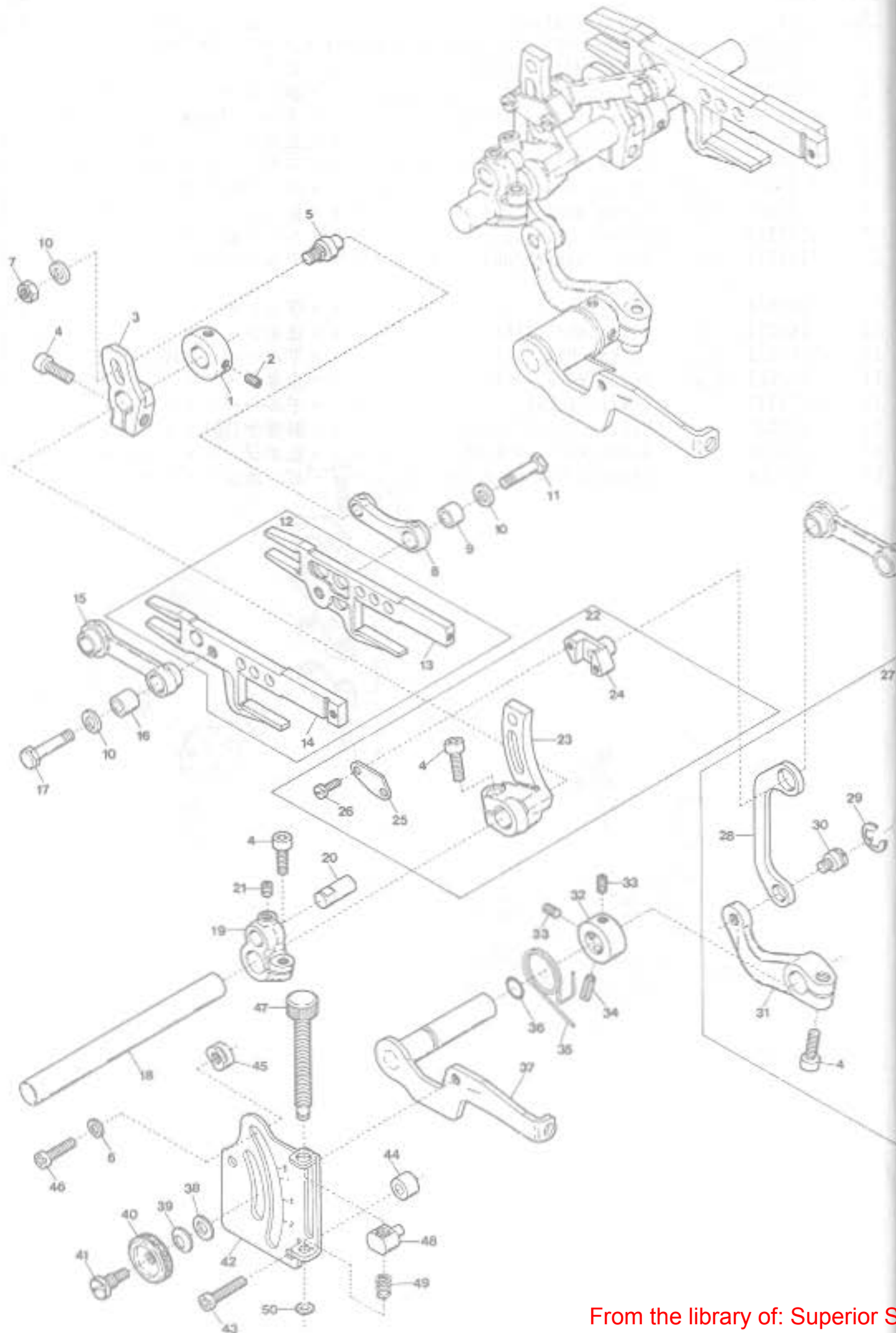
Ref. No.	Parts No.	Description	品名	Amt. Req.
1	2100006	Cloth Plate	クロスプレート	1
2	2100013	Cloth Plate(Lower)	クロスプレート(下)	1
3	2100014	Rubber Cushion	クロスプレート(下)埋メ座	1
4	001123	Washer	ワッシャ	5
5	000644	Spring Washer	スプリングワッシャ	3
6	110045	Screw(M4-0.7×12)	止ネジ	3
7	2100011	Cloth Plate Eccentric Bushing	エキセンブッシュ	1
8	160001	Screw(M4-0.7×4)	止ネジ	1
9	2100012	Collar(4×9×6mm)	カラー	1
10	003637	Screw(1/8-44×2.5)	止ネジ	1
11	2100008	Cloth Plate Spring	クロスプレートバネ	1
12	110012	Screw(M4-0.7×5)	止ネジ	4
13	100001	Lock Nut	ロックナット	1
14	110010	Stop Screw(M4-0.7×16)	ストップネジ	1
15	0020004	Oil Cap	オイルキャップ	1
16	0020005	O-ring(P28)	Oリング	1
17	2100053	Top Cover	上カバー	1
18	110016	Screw(M4-0.7×15)	止ネジ	6
19	2100054	Top Cover Gasket	上カバーパッキン	1
20	2100864	Oil Reservoir Gasket	油受ケパッキン	1
21	2100863	Oil Reservoir	油受ケ	1
22	006816	Screw(1/4-24×8)	止ネジ	4
23	0032879	Oil Reservoir Rubber Cushion(Black-colored)	防振ゴム(黒色)	3
24	0033627	Oil Reservoir Rubber Cushion(Green-colored)	防振ゴム(緑色)	1
25	330014	Seal Plug	詰栓	1
26	2100875	Oil Reservoir Positioning Bar	油受ケ固定棒	4
27	300004	Washer	ワッシャ	4
28	120017	Screw(M5-0.8×15)	止ネジ	6
29	0020137	Drain Hole Seal	パッキン	1
30	005075	Drain Hole Screw(3/8-24×8)	油抜キネジ	1
31	2100832	Rubber Cushion	油受ケ防振ゴム	1
32	2100004	Wind Guide Plate	風案内板	1
33	110013	Screw(M4-0.7×8)	止ネジ	2
34	300043	Washer	ワッシャ	2
35	2100833	Wind Guide Plate(Small)	風案内板(小)	1
36	2049401	Serial Number Plate	機板プレート	1
37	000726	River	止メ鋸	2
38	2100800	Machine Frame	フレーム	1

LOWER LOOPER DRIVING MECHANISM

下ルーパ機構

Ref. No.	Parts No.	Description	品名	Amt. Req.
1	2100215	Looper Driving Lever Connecting Rod	ルーパロッド	1
2	120001	Screw(M4-0.7×14)	止ネジ	4
3	2100088	Connecting Rod Swing-proof	振れ止メ	1
4	2100210	Lower Looper Driving Lever	下ルーパ軸腕	1
5	120006	Screw(M6-1×12)	止ネジ	1
6	2100902	Driving Shaft Thrust Ring	スラストプレート	1
7	2100273	Looper Driving Shaft Collar	ルーパ軸カラー	1
8	160003	Screw(M5-0.8×5)	止ネジ	3
9	2100219	Looper Driving Shaft	ルーパ軸	1
10	2100211	Lower Looper Holder Arm	下ルーパ台	1
11	300008	Washer	ワッシャ	1
12	140002	Screw(M6-1×14)	止ネジ	1
13	2100852	Thread Pull-off	下ルーパ台糸繰り	1
14	110009	Screw(M4-0.7×8)	止ネジ	1
15	2109347	Lower Looper	下ルーパ	1
16	2109201	Needle Guard(Rear)	針受ケ(後)	1
17	110036	Screw(M3-0.5×6.5)	止ネジ	1
18	180014	Screwed Pin(M3-0.5×4.5)	ピンネジ	1

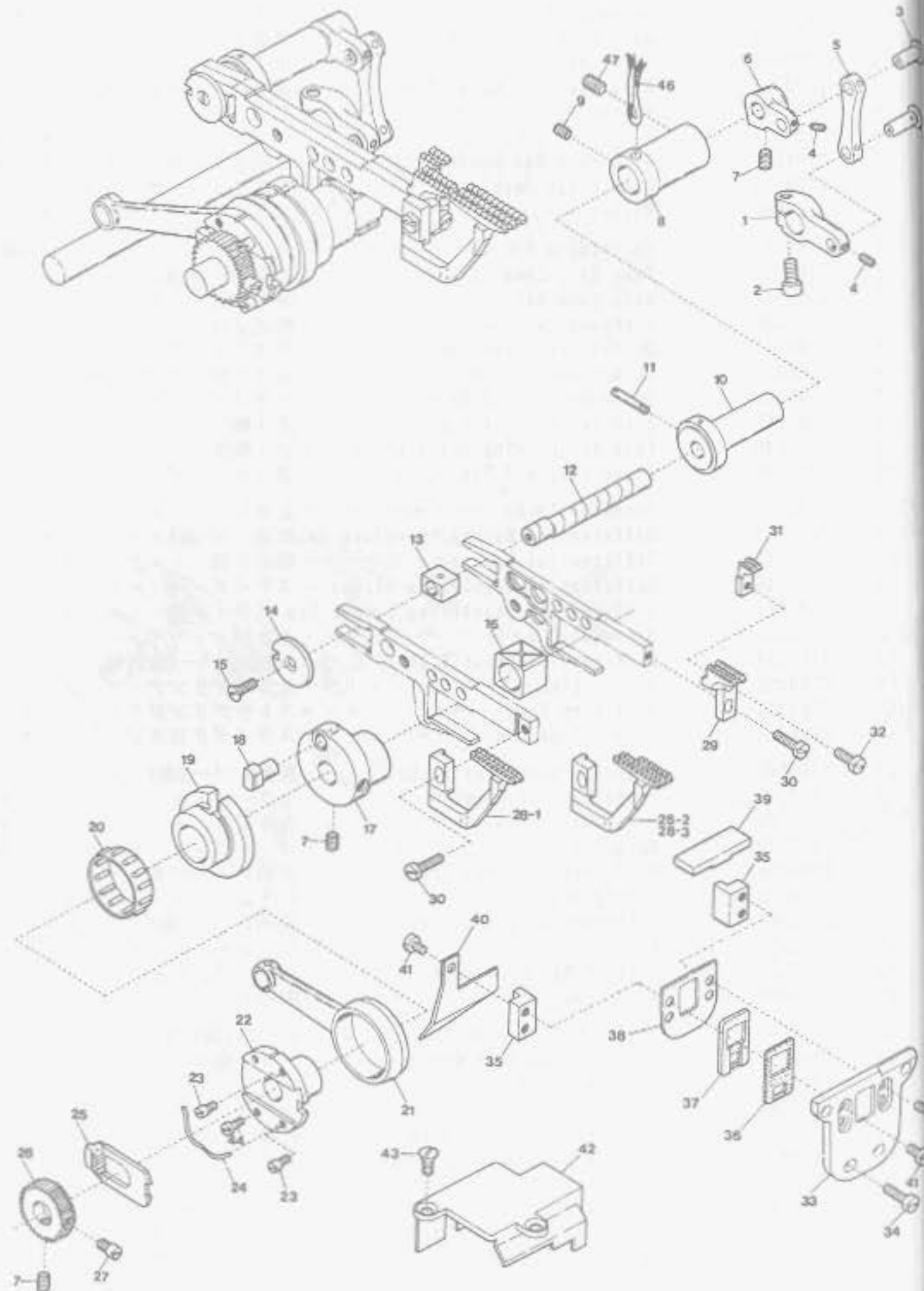




FEED DRIVING CONTROL MECHANISM

前送り調節機構

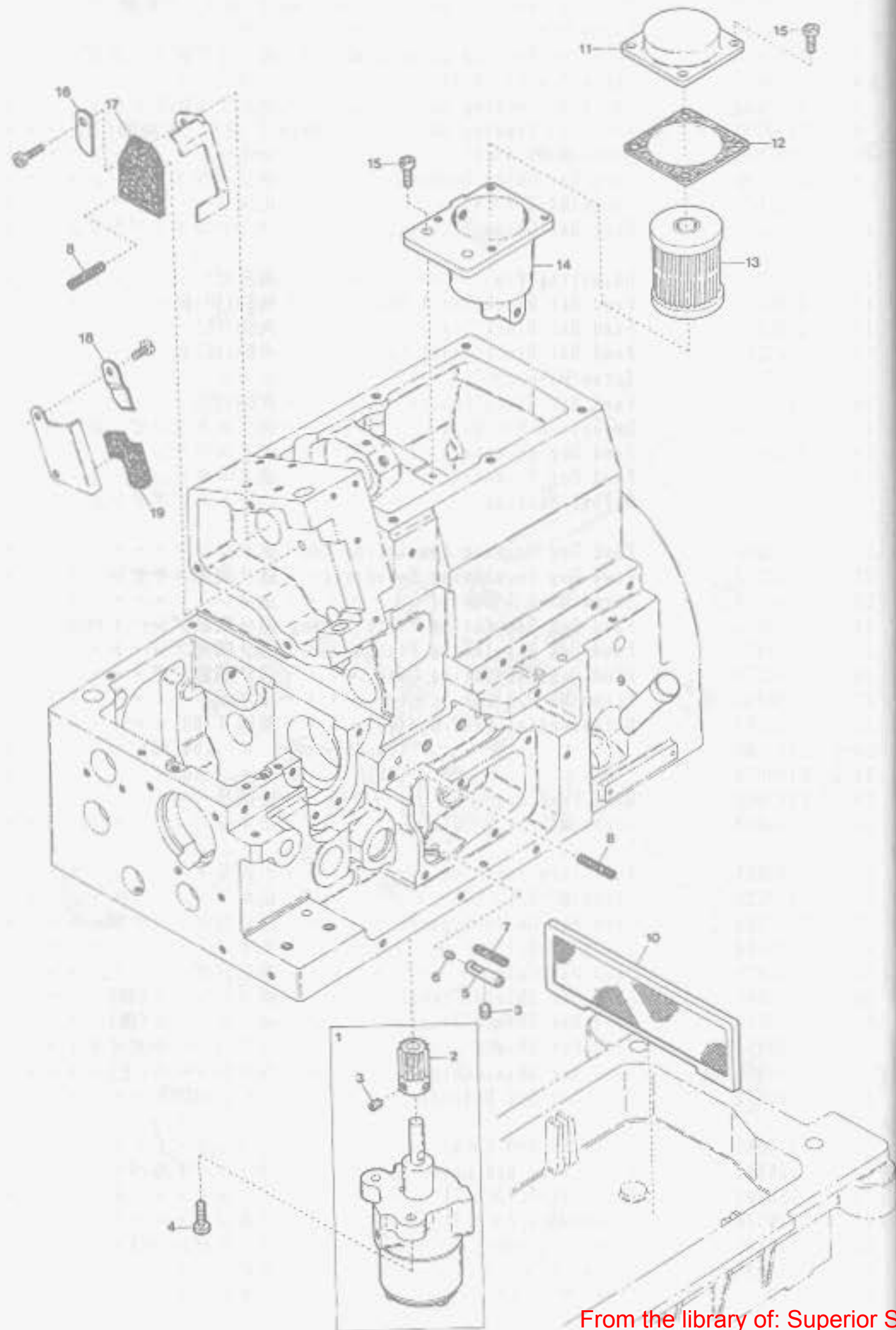
Ref. No.	Parts No.	Description	品名	Amt. Req.
1	2100161	Collar(10×19×9mm)	カラー	1
2	160003	Screw(M5-0.8×5)	止ネジ	2
3	2100250	Main Feed Bar Lever	後送りレバー	1
4	120006	Screw(M6-1×12)	止ネジ	4
5	2100251	Main Feed Bar Lever Pin	後送りレバーピン	1
6	000669	Washer	ワッシャ	2
7	100002	Nut	ナット	1
8	2100248	Main Feed Bar Connection	後送りリンク	1
9	2100249	Connection Bushing	後送りリンクブッシュ	1
10	300000	Washer	ワッシャ	3
11	140001	Screw(M5-0.5×12)	止ネジ	1
12	2100266	Feed Bar, Complete Set	前後送り台(組)	1
13	2100242	Main Feed Bar	後送り台	1
14	2100241	Differential Feed Bar	前送り台	1
15	2100243	Differential Feed Bar Connection	前送りリンク	1
16	2100244	Connection Bushing	前送りリンクブッシュ	1
17	140000	Screw(M5-0.5×15.5)	止ネジ	1
18	2100260	Feed Bar Driving Shaft	送り軸	1
19	2100240	Feed Bar Driving Shaft Lever	送り軸腕	1
20	2100288	Connecting Rod Pin	送りロッドピン	1
21	160007	Screw(M6-1×6)	止ネジ	1
22	2100033	Differential Rocker, Complete Set	前送り腕(組)	1
23	2100245	Differential Rocker	前送り腕	1
24	2100246	Differential Regulating Slider	スライダ	1
25	2100247	Differential Regulating Slider Cap	スライダ蓋	1
26	110033	Screw(M3-0.5×6)	止ネジ	2
27	2100269	Differential Lever(Right), C. Set	差動レバー(右)(組)	1
28	2100252	Slider Link	スライダリンク	1
29	0068202	Retaining Ring	ストップリング	1
30	2100253	Slider Link Pin	スライダリンクピン	1
31	2100262	Differential Lever(Right)	差動レバー(右)	1
32	2100267	Collar(10×17×8mm)	カラー	1
33	160001	Screw(M4-0.7×4)	止ネジ	2
34	000690	Roll Pin	ロールピン	1
35	2100256	Differential Lever Spring	差動レバーバネ	1
36	0020538	O-ring(P7)	Oリング	1
37	2100263	Differential Lever(Left)	差動レバー(左)	1
38	000528	Washer	ワッシャ	1
39	000561	Conical Spring Washer	皿バネワッシャ	1
40	100000	Adjusting Nut	調節ナット	1
41	190001	Adjusting Screw(M6-1×11.5, M4.5-0.5×4)	調節ネジ	1
42	2100258	Differential Feed Graduation	送り目盛板	1
43	110016	Screw(M4-0.7×15)	止ネジ	2
44	2100265	Spacer	スペーサ	2
45	0020350	Differential Lever Stop	差動レバーストップ	2
46	110017	Screw(M5-0.8×8)	止ネジ	2
47	2100257	Adjusting Screw	アジャスタ	1
48	2100264	Adjusting Block	アジャスタ駒	1
49	2100259	Adjusting Block Spring	アジャスタバネ	1
50	0034293	Retaining Ring	ストップリング	1



FEED DRIVING MECHANISM

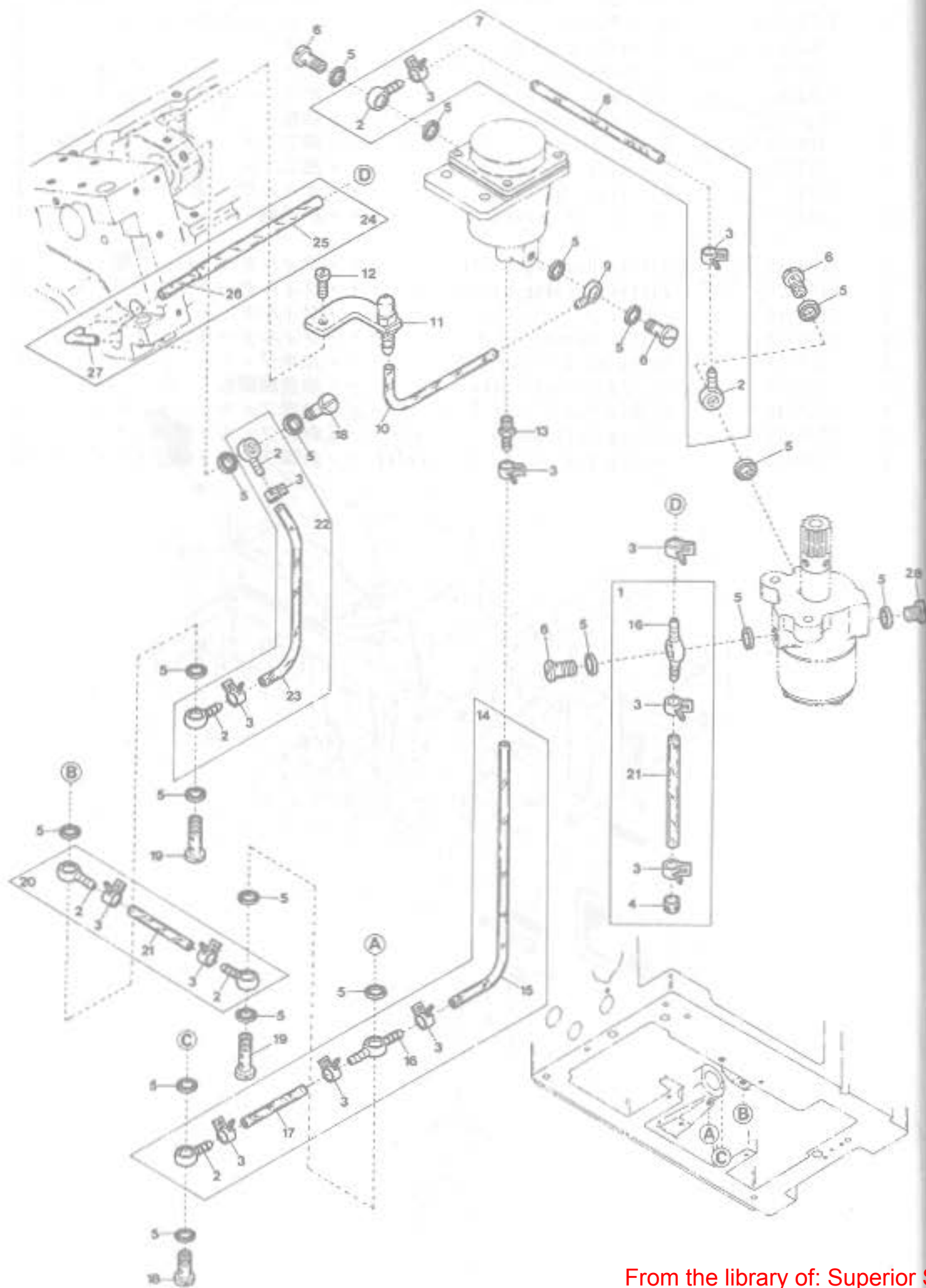
送り機構

Ref. No.	Parts No.	Description	品名	Amt. Req.
1	2100290	Vertical Feeding Shaft Lever(Lower)	送り上下軸腕(下)	1
2	120006	Screw(M5-1×12)	止ネジ	1
3	0026418	Vertical Feeding Lever Link Pin	送り上下腕リンクピン	1
4	003637	Screw(1/8-44×2.5)	止ネジ	4
5	2100293	Vertical Feeding Lever Link	送り上下腕リンク	1
6	2100292	Vertical Feeding Shaft Lever(Upper)	送り上下軸腕(上)	1
7	160003	Screw(M5-0.8×5)	止ネジ	4
8	2100298	Feed Bar Guide Bushing	送り台ガイドブッシュ	1
9	160001	Screw(M4-0.7×4)	止ネジ	1
10	2100295	Feed Bar Guide Eccentric	送り台ガイドエキセン	1
11	2100297	Adjusting Pin	調節ピン	1
12	2100291	Feed Bar Block(Rear) Shaft	角駒(後)軸	1
13	2100283	Feed Bar Block(Rear)	角駒(後)	1
14	2100281	Feed Bar Block(Rear) Lid	角駒(後)蓋	1
15	130002	Screw(M3-0.5×6)	止ネジ	1
16	2100280	Feed Bar Block(Front)	角駒(前)	1
17	2100284	Eccentric Pin Holder	送リエキセンピン取付台	1
18	0020401	Feed Dog Eccentric Pin	送リエキセンピン	1
19	2100277	Feed Dog Eccentric	送リエキセン	1
20	2100278	Roller Bearing	ニードルベアリング	1
21	2100275	Feed Dog Driving Connecting Rod	送りロッド	1
22	2100276	Feed Dog Regulating Eccentric	送り調節エキセン	1
23	180002	Screw(M3-0.5×4)	止ネジ	2
24	2100289	Feed Dog Regulating Plate Spring	送り調節プレートバネ	1
25	0023473	Feed Dog Regulating Plate	送り調節プレート	1
26	2100279	Feed Dog Regulating Gear	送り調節ギア	1
27	180003	Screw(M5-0.8×8)	止ネジ	1
28-1	2109007	Differential Feed Dog(03)	前送り(03)	1
28-2	2109005	" " (04,05)	" (04,05)	1
28-3	2109009	" " (06)	" (06)	1
29	2109006	Main Feed Dog	後送り	1
30	110004	Screw(M3.5-0.6×8)	止ネジ	5
31	2109067	Auxiliary Feed Dog	小送り	1
32	110026	Screw(M3-0.5×6)	止ネジ	1
33	2100865	Feed Bar Guide Support	送り台ガイドサポート	1
34	110064	Screw(M4-0.7×8)	止ネジ	4
35	2100870	Feed Bar Guide	送り台ガイド	2
36	2100866	Feed Bar Shield(Front)	送り台シール(前)	1
37	2100867	Feed Bar Shield(Rear)	送り台シール(後)	1
38	2100869	Feed Bar Shield Guide	送り台シールガイド	1
39	2100868	Feed Bar Shield(Upper)	送り台シール(上)	1
40	2100871	Feed Bar Oil Defender	送り台油除ケ	1
41	110042	Screw(M3.5-0.6×4)	止ネジ	2
42	2100301	Connecting Rod Cover	送りロッドカバー	1
43	130003	Screw(M4-0.7×7.3)	止ネジ	2
44	110070	Screw(M3-0.5×6.3)	止ネジ	1
45	2100877	Link Pin(Lower)	リンクピン(下)	1
46	310029	Oil Wick	油芯	1
47	160007	Screw(M6-1×6)	止ネジ	1



LUBRICATING MECHANISM(1)

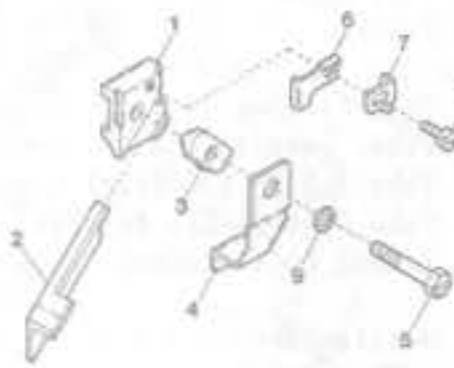
Ref. No.	Parts No.	Description	品名	Amt. Req.
1	2100935	Oil Pump, Complete Set	ポンプ(組)	1
2	2100363	Worm Wheel	ウォームホイール	1
3	160001	Screw(M4-0.7x4)	止ネジ	3
4	110016	Screw(M4-0.7x15)	止ネジ	2
5	2100893	Oil Pipe	オイルパイプ	1
6	000456	Seal Plug	詰栓	1
7	310064	Oil Wick	油芯	1
8	310023	Oil Wick	油芯	2
9	2100032	Oil Sight Gauge	オイルゲージ	1
10	2100383	Oil Filter Screen	伊過網	1
11	2100315	Filter Housing Cover	フィルタハウジング蓋	1
12	2100920	Filter Housing Gasket	フィルタハウジングパッキン	1
13	3100345	Filter	フィルタ	1
14	2100314	Filter Housing	フィルタハウジング	1
15	110013	Screw(M4-0.7x8)	止ネジ	6
16	2100255	Oil Adjusting Plate	油量調節板	1
17	2100142	Needle Bar Oiling Felt	針棒フェルト	1
18	2100524	Oiling Felt Clamp	針棒フェルト押エ	1
19	2100523	Needle Bar Oiling Felt(Left)	針棒フェルト(左)	1



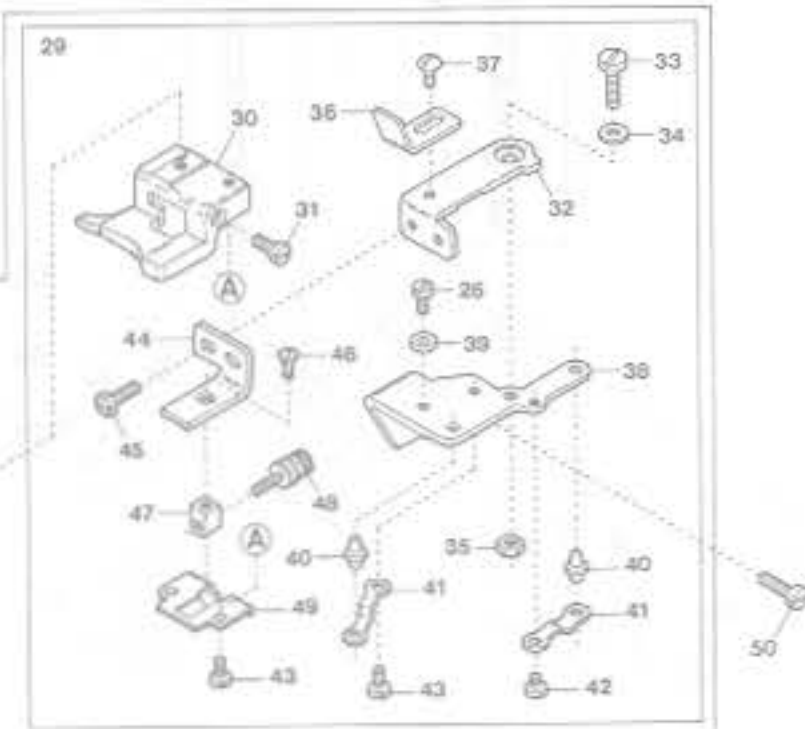
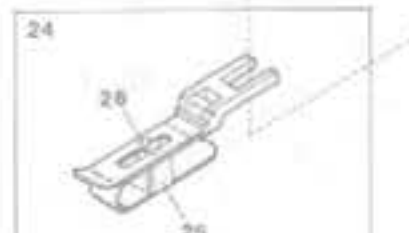
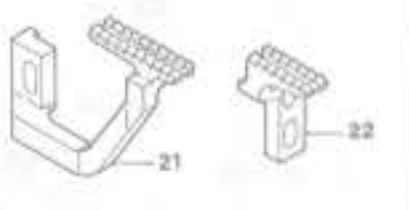
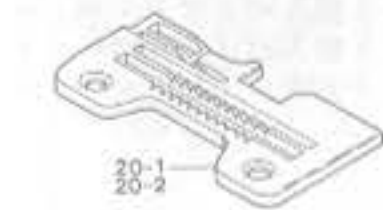
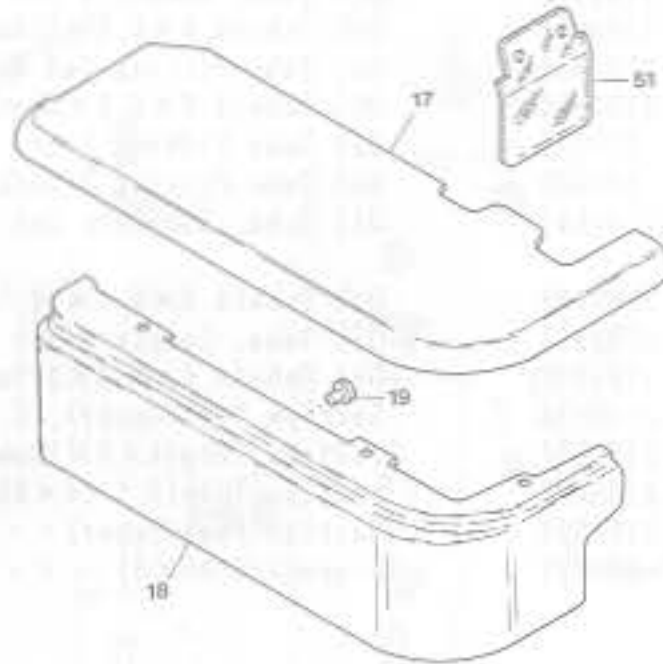
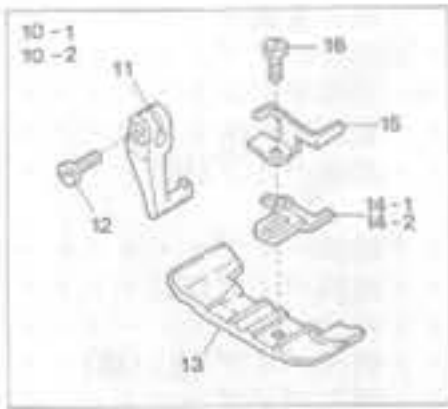
LUBRICATING MECHANISM(2)

Ref. No.	Parts No.	Description	品名	14 Amt. Req.
1	2100958	Suction Tube, C. Set	吸入パイプ(組)	1
2	0037669	Oil Tube Fitting One Way End	片口管継手	7
3	0031831	Oil Tube Clamp	緊束環	12
4	2100957	Oil Filter	濾過網	1
5	000567	Seal	パッキン	19
6	320000	Oil Tube Fitting Stud	管継手ボルト	4
7	2100930	Oil Tube, Complete Set	給油パイプ(組)	1
8	2100931	Oil Tube(4.6×6.4×155mm)	給油パイプ	1
9	320001	Oil Tube Fitting One Way End	片口管継手	1
10	2100325	Oil Tube(2.5×4×100mm)	給油パイプ	1
11	2100590	Oil Nozzle Unit	給油ノズル(組)	1
12	110012	Screw(M4-0.7×5)	止ネジ	1
13	009909	Oil Tube Joint	パイプ継手	1
14	2100953	Oil Tube, Complete Set	給油パイプ(組)	1
15	2100954	Oil Tube(4.6×6.4×210mm)	給油パイプ	1
16	0037668	Oil Tube Fitting Two Way	両口管継手	2
17	2100955	Oil Tube(4.6×6.4×68mm)	給油パイプ	1
18	320002	Oil Tube Fitting Stud	管継手ボルト	2
19	320003	Oil Tube Fitting Stud(Long)	管継手ボルト(長)	2
20	2100547	Oil Tube, Complete Set	給油パイプ(組)	1
21	2100369	Oil Tube(4.6×6.4×36.5mm)	給油パイプ	2
22	2100951	Oil Tube, Complete Set	給油パイプ(組)	1
23	2100952	Oil Tube(4.6×6.4×277mm)	給油パイプ	1
24	2100926	Suction Pipe(Upper), C. Set	吸入パイプ(上)(組)	1
25	2100927	Suction Tube(4×6×18mm)	吸入パイプ	1
26	2100928	Suction Tube(2.5×4×60mm)	吸入パイプ	1
27	2100929	Suction Pipe(Upper)	吸入パイプ(上)	1
28	001820	Screw(1/4-40×5)	止ネジ	1

UPPER KNIFE(Angled Type)

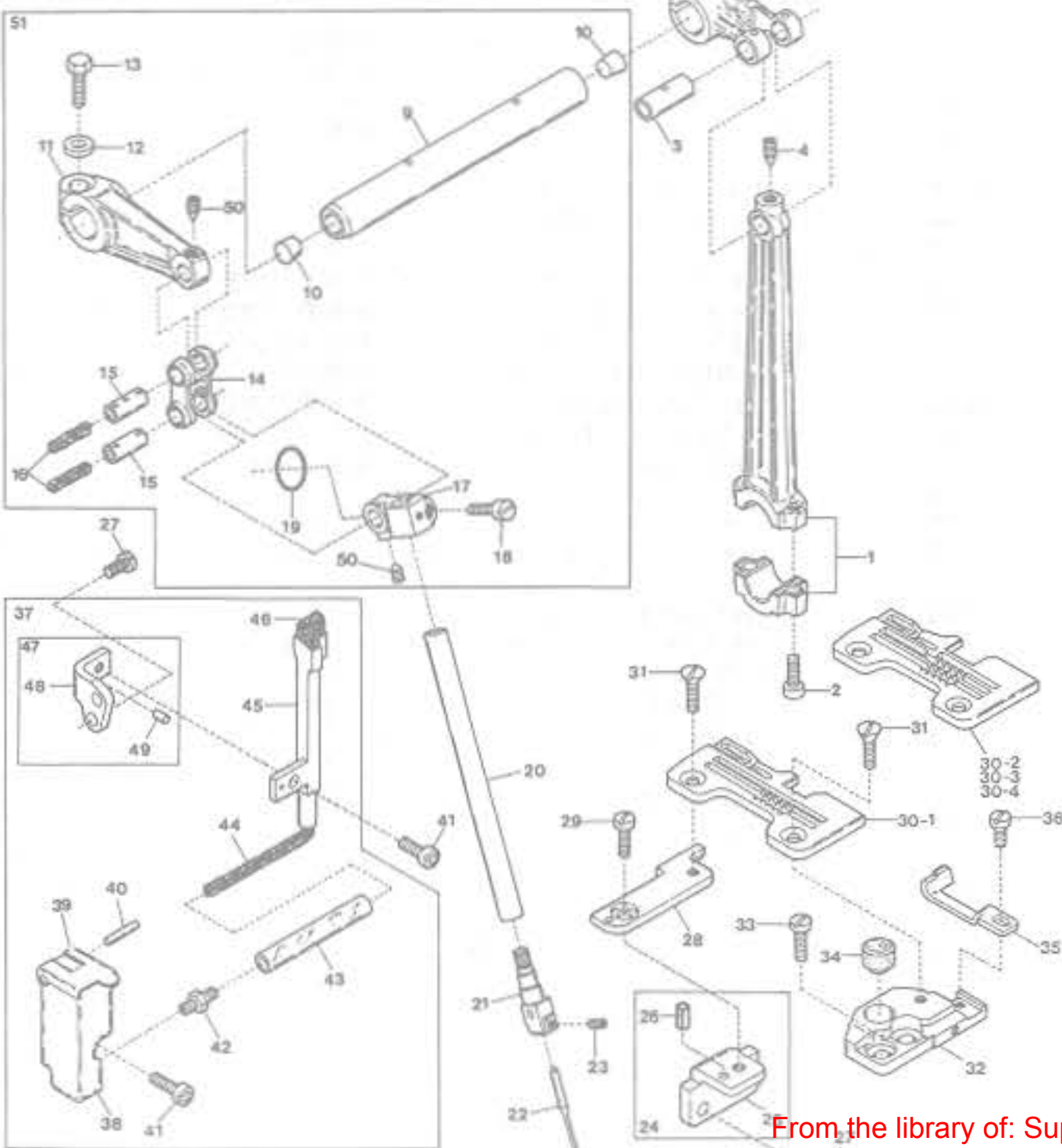
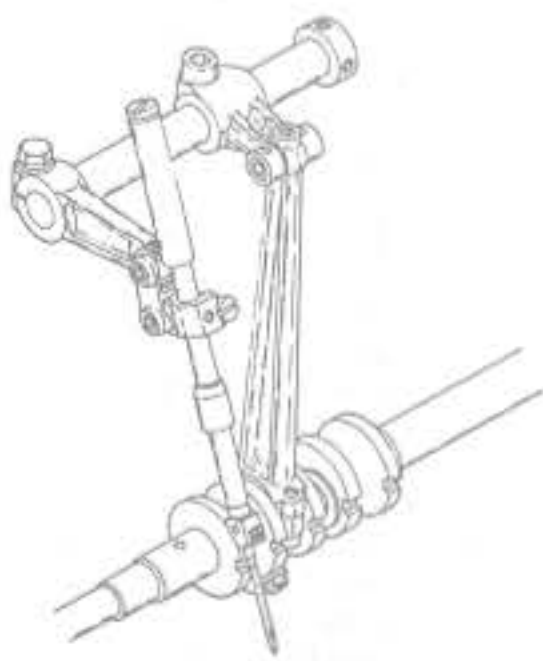


AZ8000H-A



Ref. No.	Parts No.	Description	品名	Amt. Req.
1	2100385	Upper Knife Holder	上メスホルダ(角)	1
2	0020491	Upper Knife	上メス	1
3	2101435	Upper Knife Clamp	上メス押エ	1
4	2100354	Upper Knife Chip Guard	切屑押シ	1
5	140012	Screw(M4-0.7×18.5)	止ネジ	1
6	2100349	Upper Knife Clamp Plate	上メス押エ受ケ	1
7	2100353	Upper Knife Stop	上メスストッパ	1
8	110038	Screw(M2.5-0.45×4.5)	止ネジ	1
9	000665	Washer	ワッシャ	1
10-1	2107031	Presser Foot, Complete Set(03)	押エ(組)	1
10-2	2107032	" (04)	"	1
11	0024100	Presser Foot Hinge	押エヒンジ	1
12	004351	Screw(9/64-40×7)	止ネジ	1
13	2107030	Presser Foot(Lower)	押エ(下)	1
14-1	2107000	Presser Foot Stitch Tongue(03)	爪	1
14-2	2107004	" (04)	"	1
15	2107162	Presser Foot Hinge Spring	押エヒンジバネ	1
16	004131	Screw(1/8-44×6)	止ネジ	1
17	2100050	Cloth Plate	クロスプレート	1
18	2100051	Cloth Plate(Lower)	クロスプレート(下)	1
19	2100052	Rubber Cushion	クロスプレート(下)埋メ座	1
20-1	2108001	Stitch Plate(03)	針板	1
20-2	2108000	" (04)	"	1
21	2109000	Differential Feed Dog	前送り	1
22	2109001	Main Feed Dog	後送り	1
23	2101027	Blind Hemming Guide, Complete Set	裾引定規(組)	1
24	2101026	Overhanging Guide Hinge, Complete Set	定規(組)	1
25	0034867	Hemming Positioner	裾引幅調節片	1
26	005036	Screw(1/8-44×5.6)	止ネジ	2
27	000533	Washer	ワッシャ	1
28	007006	Screw(9/64-40×4)	止ネジ	1
29	2101021	Blind-Hemming Edge Guide, Complete Set	裾引定規台(組)	1
30	2101020	Blind-Hemming Edge Guide	裾引定規台	1
31	009624	Screw(1/8-44×5.3)	止ネジ	1
32	0022445	Swing-out Lever	スイングアウトレバー	1
33	004150	Screw(11/64-40×5.2)	止ネジ	1
34	000172	Conical Spring Washer	皿バネワッシャ	1
35	000334	Nut	ナット	1
36	0022446	Overhanging Guide Hinge Stop	定規ストッパ	1
37	001330	Screw(9/64-40×3.8)	止ネジ	1
38	0022447	Swing-out Lever Holder	スイングアウトレバー取付台	1
39	0022448	Swing-out Lever Stop	スイングアウトレバーストップ	1
40	0022435	Edge Guide Positioning Pin	定規固定ピン	2

※ Ref. No. 41 to 51 See the following page.



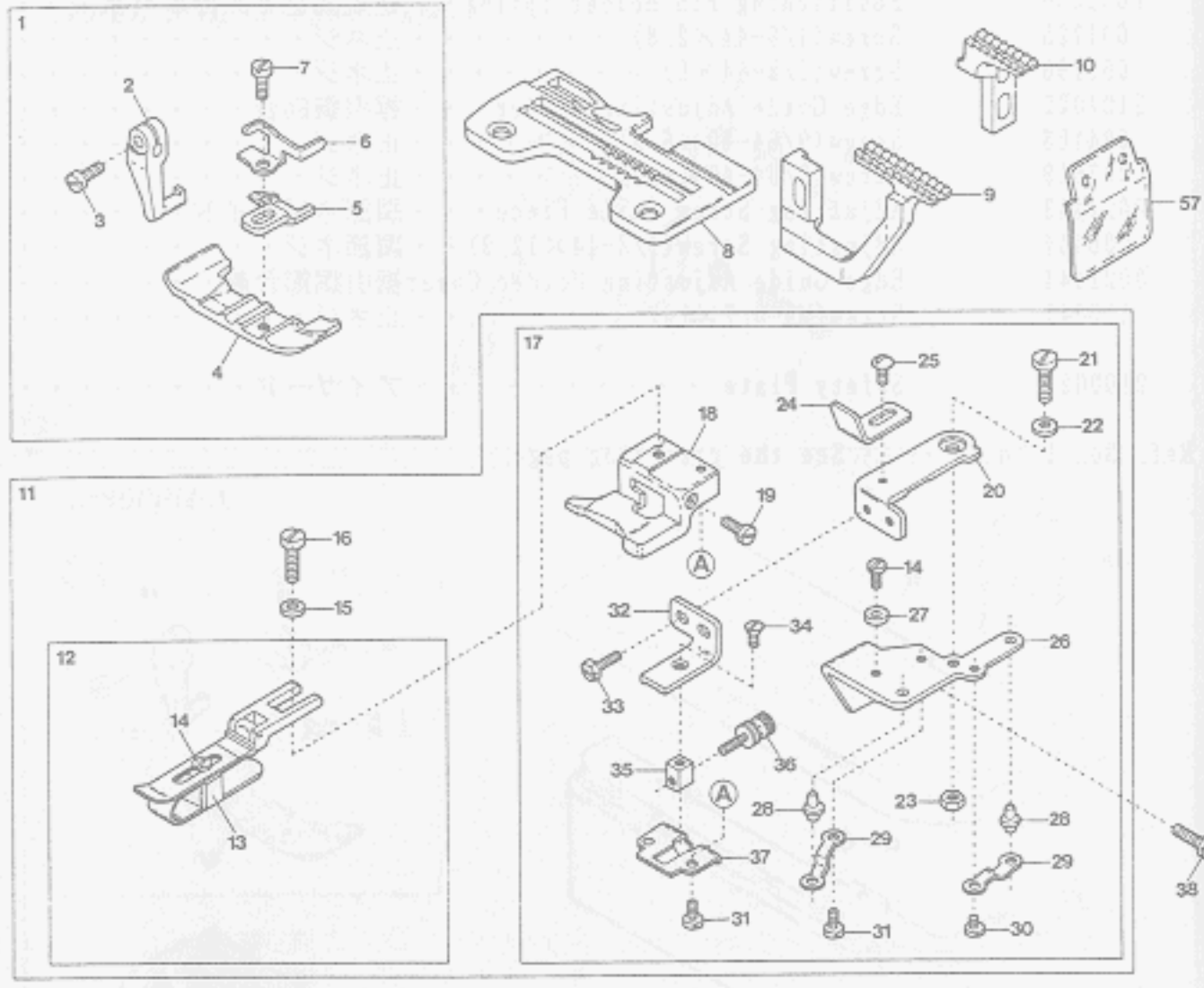
NEEDLE BAR DRIVING MECHANISM

針棒機構

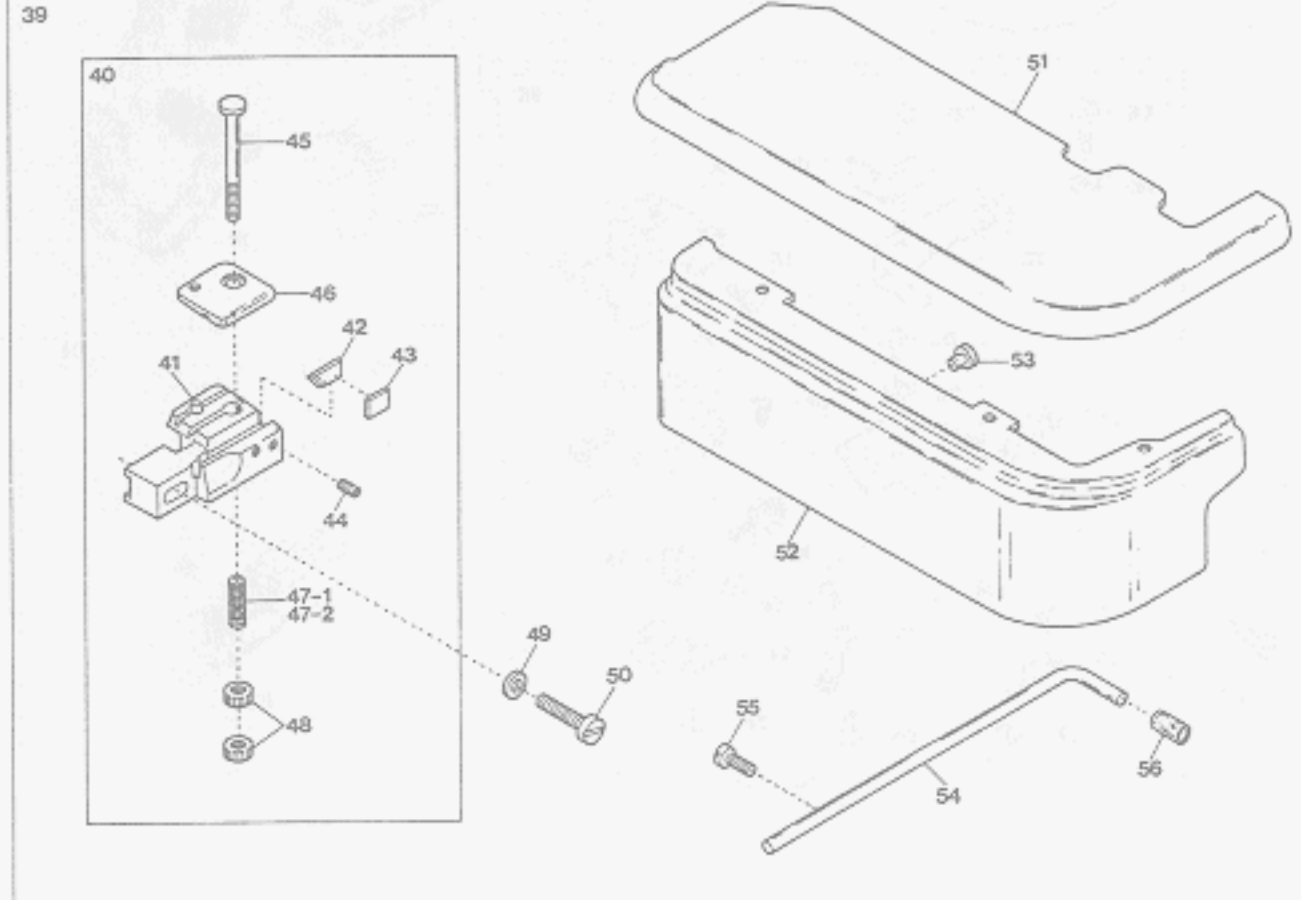
Ref. No.	Parts No.	Description	品名	Amt. Req.
41	110013	Screw(M4-0.7×8)	止ネジ	2
42	009909	Tube Joint	パイプ継手	1
43	2100152	Oil Tube(70mm)	給油パイプ(70mm)	1
44	310005	Oil Wick	油芯	1
45	2100533	HR Felt Holder	HRフェルト受ケ	1
46	310001	HR Felt	HRフェルト	1
47	2100535	HR Felt Holder Bracket, C. Set	HR取付台(組)	1
48	2100536	HR Felt Holder Bracket	HR取付台	1
49	000393	Roll Pin	ロールピン	1
50	160016	Screw(M4-0.7×4.5)	止ネジ	2
51	2100153	Needle Bar Crank Arm, C. Set	針棒クランク(組)	1

※ Ref. No. 1 to 40 See the preceding page.

AZ8000H-AM(1)



"B3" DEVICE

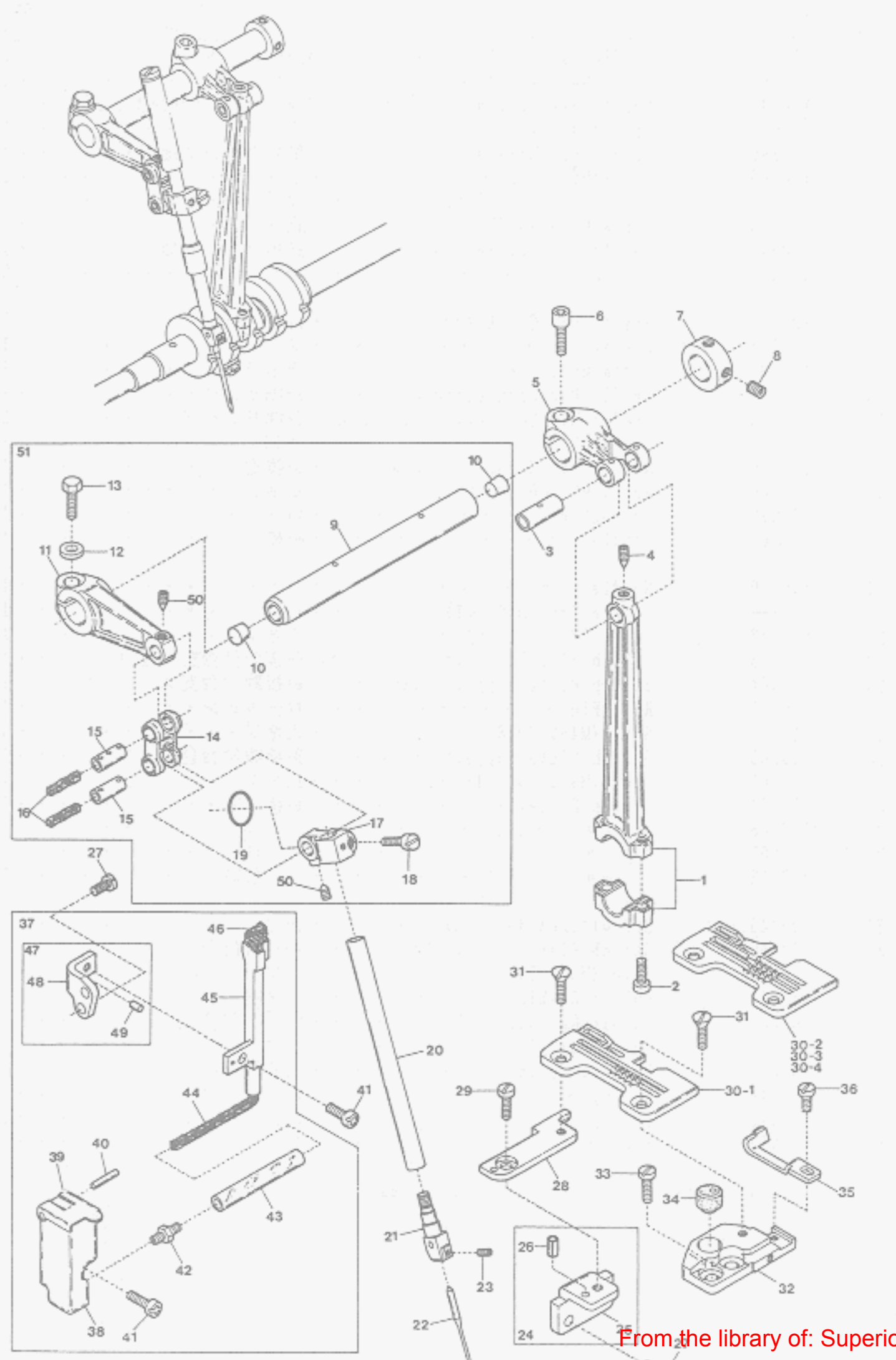


Ref. No.	Parts No.	Description	品名	Amt. Req.
1	2107032	Presser Foot, Complete Set(04)	押エ(組)	1
2	0024100	Presser Foot Hinge	押エヒンジ	1
3	004351	Screw(9/64-40×7)	止ネジ	1
4	2107030	Presser Foot(Lower)	押エ(下)	1
5	2107004	Presser Foot Stitch Tongue(04)	爪	1
6	2107162	Presser Foot Hinge Spring	押エヒンジバネ	1
7	004131	Screw(1/8-44×6)	止ネジ	1
8	2108032	Stitch Plate(04)	針板	1
9	2109000	Differential Feed Dog	前送り	1
10	2109001	Main Feed Dog	後送り	1
11	2101027	Blind-Hemming Guide, Complete Set	裾引定規(組)	1
12	2101026	Overhanging Guide Hinge, Complete Set	定規(組)	1
13	0034867	Hemming Positioner	裾引幅調節片	1
14	005036	Screw(1/8-44×5.6)	止ネジ	2
15	000533	Washer	ワッシャ	1
16	007006	Screw(9/64-40×4)	止ネジ	1
17	2101021	Blind-Hemming Edge Guide, Complete Set	裾引定規台(組)	1
18	2101020	Blind-Hemming Edge Guide	裾引定規台	1
19	009624	Screw(1/8-44×5.3)	止ネジ	1
20	0022445	Swing-out Lever	スイングアウトレバー	1
21	004150	Screw(11/64-40×5.2)	止ネジ	1
22	000172	Conical Spring Washer	皿バネワッシャ	1
23	000334	Nut	ナット	1
24	0022446	Overhanging Guide Hinge Stop	定規ストッパ	1
25	001330	Screw(9/64-40×3.8)	止ネジ	1
26	0022447	Swing-out Lever Holder	スイングアウトレバー取付台	1
27	0022448	Swing-out Lever Stop	スイングアウトレバーストッパ	1
28	0022435	Edge Guide Positioning Pin	定規固定ピン	2
29	0022436	Positioning Pin Holder Spring	定規固定ピン押エバネ	2
30	001225	Screw(1/8-44×2.8)	止ネジ	1
31	001196	Screw(1/8-44×6)	止ネジ	3
32	2101022	Edge Guide Adjusting Holder	裾引調節台	1
33	004106	Screw(9/64-40×6.5)	止ネジ	2
34	007619	Screw(9/64-40×6.3)	止ネジ	1
35	0022443	Adjusting Screw Guide Piece	調節ネジガイド	1
36	006444	Adjusting Screw(1/8-44×12.9)	調節ネジ	1
37	0022444	Edge Guide Adjusting Holder Cover	裾引調節台蓋	1
38	110047	Screw(M4-0.7×10)	止ネジ	2
39	2109911	"B3" Device, Complete Set	"B3"装置(組)	1
40	2101133	Back Tuck Cutting Unit	空環切り装置(組)	1

※ Ref. No. 41 to 57 See the following page.

NEEDLE BAR DRIVING MECHANISM

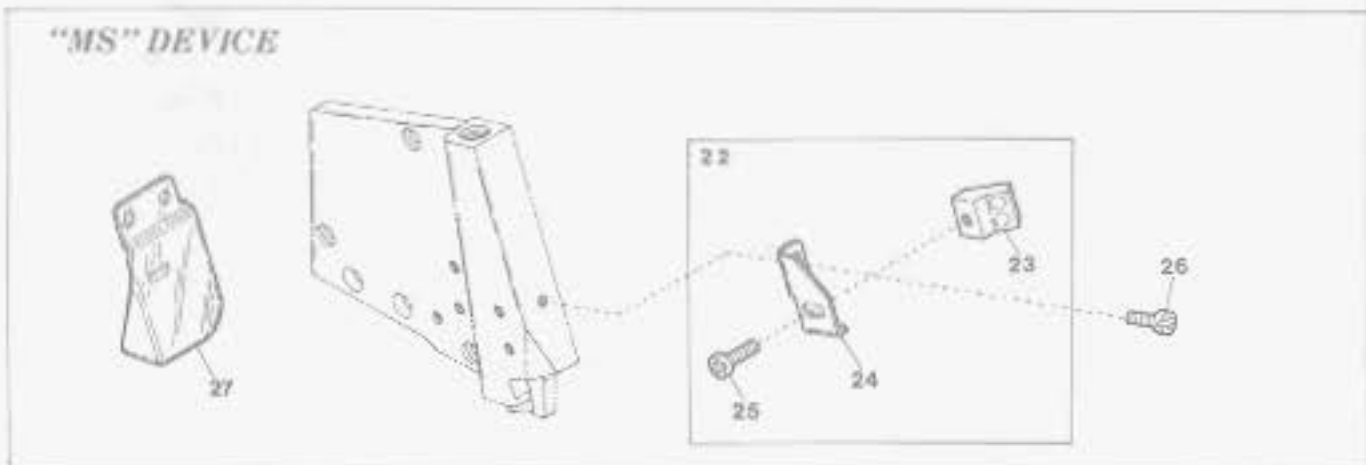
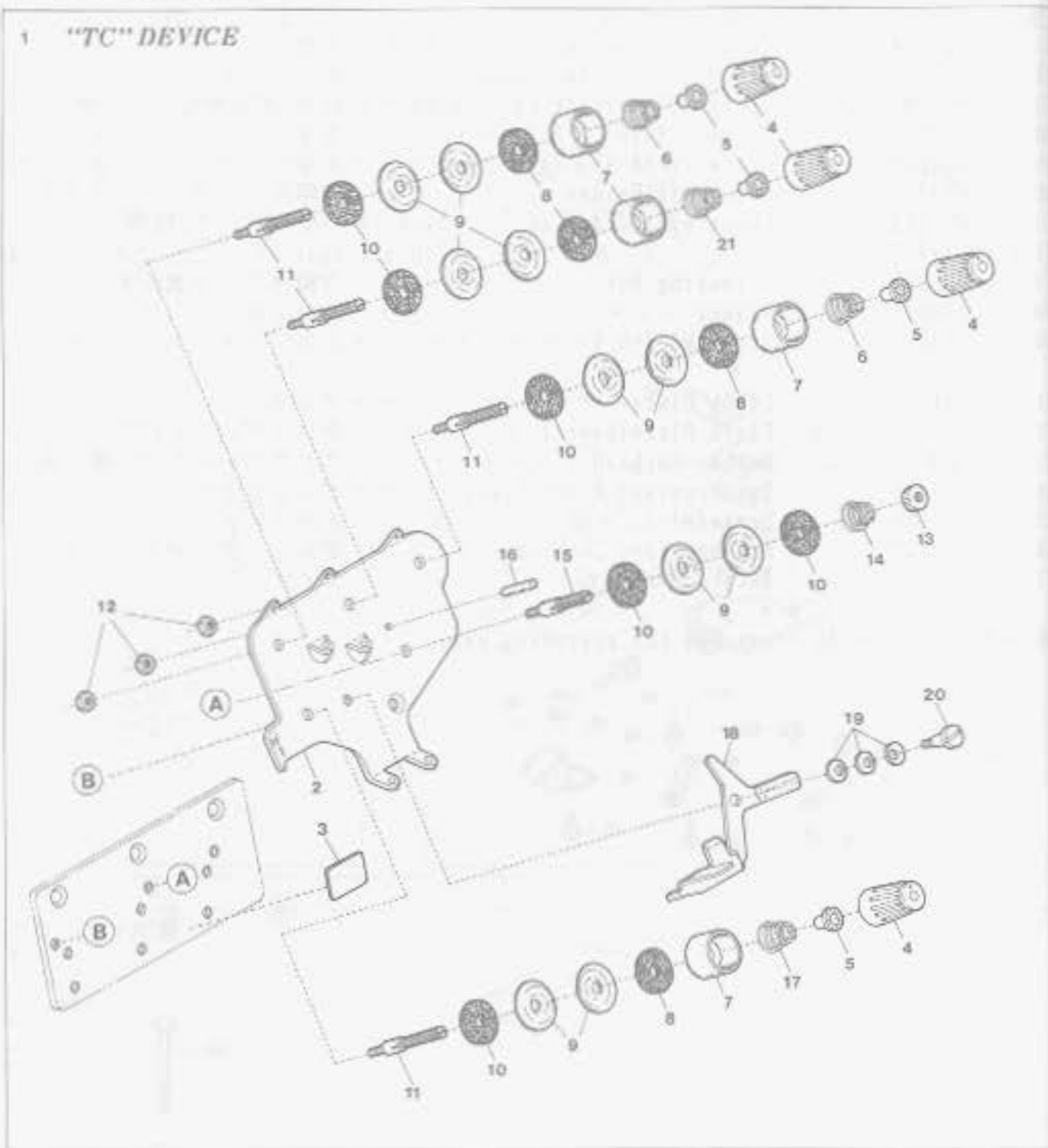
針棒機構



Ref. No.	Parts No.	Description	品名	Amt. Req.
41	110013	Screw(M4-0.7×8)	止ネジ	2
42	009909	Tube Joint	パイプ継手	1
43	2100152	Oil Tube(70mm)	給油パイプ(70mm)	1
44	310005	Oil Wick	油芯	1
45	2100533	HR Felt Holder	HRフェルト受ケ	1
46	310001	HR Felt	HRフェルト	1
47	2100535	HR Felt Holder Bracket, C. Set	HR取付台(組)	1
48	2100536	HR Felt Holder Bracket	HR取付台	1
49	000393	Roll Pin	ロールピン	1
50	160016	Screw(M4-0.7×4.5)	止ネジ	2
51	2100153	Needle Bar Crank Arm, C. Set	針棒クランク(組)	1

※ Ref. No. 1 to 40 See the preceding page.

AZ8000H-AM(2)

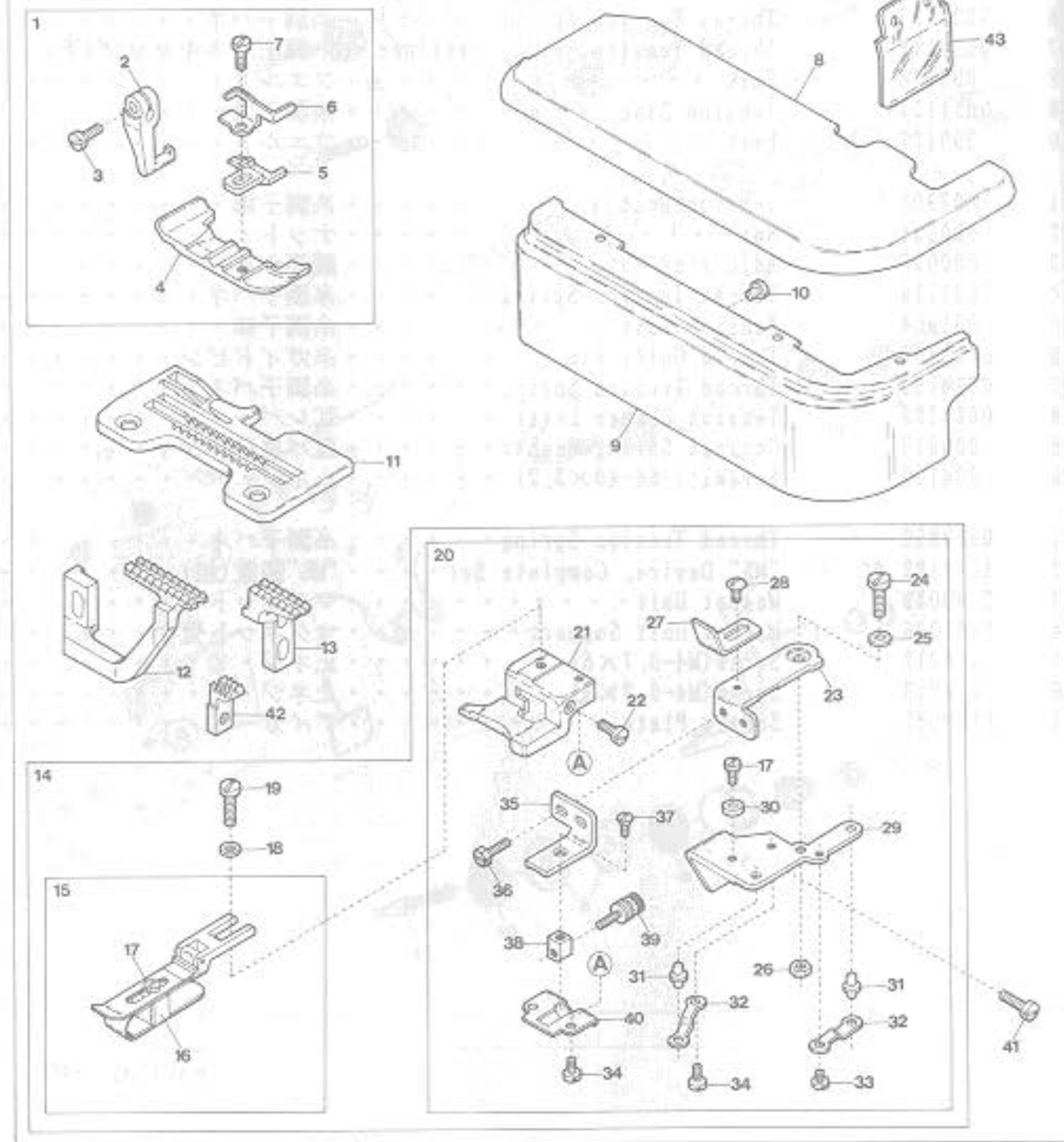


AZ8000H-AM EXCLUSIVE PARTS(2)

サブモデル専用部品(2)

Ref. No.	Parts No.	Description	品名	Amt. Req.
1	0026467	Tension Change Device, C. Set	TC装置(組)	1
2	0026466	Thread Tension Disc Eyelet	調子台糸道	1
3	000622	Sticker	貼りマーク	1
4	0024084	Thread Tension Spring Cap	糸調子バネキャップ(上)	4
5	0024083	Thread Tension Spring Bushing	糸調子ナット回り止め	4
6	0024157	Thread Tension Spring	糸調子バネ	2
7	0020118	Thread Tension Spring Retainer	糸調子バネキャップ(下)	4
8	000178	Felt	フェルト	4
9	0031111	Tension Disc	糸調子皿	10
10	000177	Felt	フェルト	6
11	007903	Tension Post	糸調子棒	4
12	000334	Nut	ナット	3
13	000056	Adjusting Nut	調節ナット	1
14	0037115	Thread Tension Spring	糸調子バネ	1
15	001904	Tension Post	糸調子棒	1
16	0023766	Thread Guide Pin	糸ガイドピン	1
17	0024156	Thread Tension Spring	糸調子バネ	1
18	0023728	Tension Change Lever	TCレバー	1
19	000010	Conical Spring Washer	皿バネワッシャ	3
20	004100	Screw(11/64-40×3.2)	止ネジ	1
21	0032952	Thread Tension Spring	糸調子バネ	1
22	2101182	"MS" Device, Complete Set	"MS"装置(組)	1
23	2100079	Magnet Unit	マグネット	1
24	2100076	Magnet Unit Support	マグネット受ケ	1
25	110012	Screw(M4-0.7×5)	止ネジ	1
26	110013	Screw(M4-0.7×8)	止ネジ	1
27	2100082	Safety Plate	アイガード	1

AZ8000H-A54

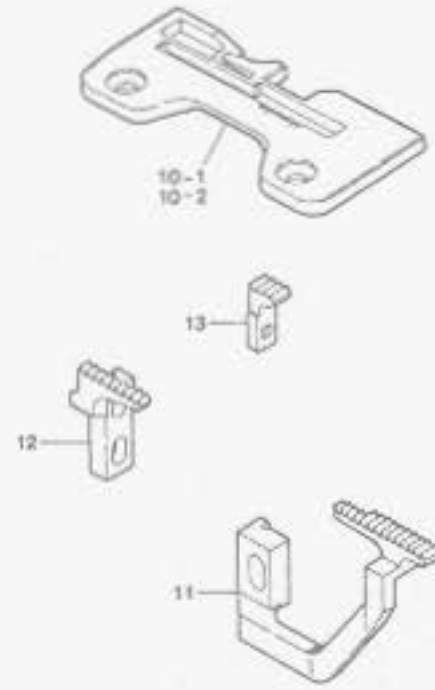
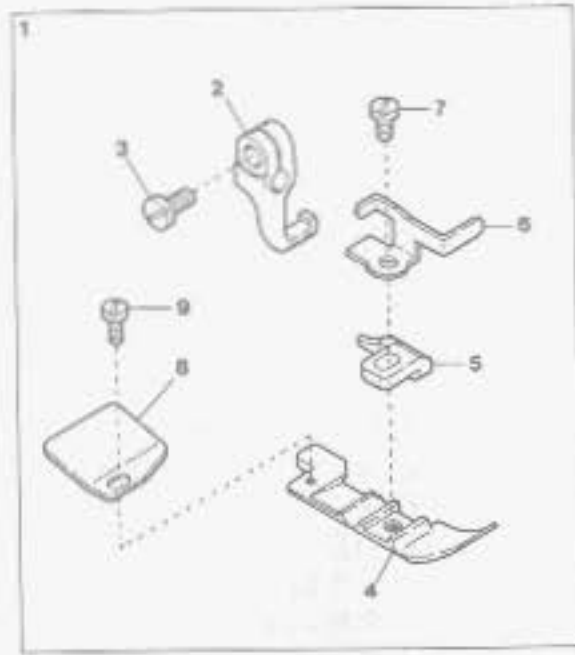


AZ8000H-A54 EXCLUSIVE PARTS

サブモデル専用部品

Ref. No.	Parts No.	Description	品名	Amt. Req.
1	2107032	Presser Foot, Complete Set(04)	押エ(組)	1
2	0024100	Presser Foot Hinge	押エヒンジ	1
3	004351	Screw(9/64-40×7)	止ネジ	1
4	2107030	Presser Foot(Lower)	押エ(下)	1
5	2107004	Presser Foot Stitch Tongue(04)	爪	1
6	2107162	Presser Foot Hinge Spring	押エヒンジバネ	1
7	004131	Screw(1/8-44×6)	止ネジ	1
8	2100050	Cloth Plate	クロスプレート	1
9	2100051	Cloth Plate(Lower)	クロスプレート(下)	1
10	2100052	Rubber Cushion	クロスプレート(下)埋メ座	1
11	2108100	Stitch Plate(04)	針板	1
12	2109000	Differential Feed Dog	前送り	1
13	2109001	Main Feed Dog	後送り	1
14	2101027	Blind Hemming Guide, Complete Set	裾引定規(組)	1
15	2101026	Overhanging Guide Hinge, Complete Set	定規(組)	1
16	0034867	Hemming Positioner	裾引幅調節片	1
17	005036	Screw(1/8-44×5.6)	止ネジ	2
18	000533	Washer	ワッシャ	1
19	007006	Screw(9/64-40×4)	止ネジ	1
20	2101021	Blind-Hemming Edge Guide, Complete Set	裾引定規台(組)	1
21	2101020	Blind-Hemming Edge Guide	裾引定規台	1
22	009624	Screw(1/8-44×5.3)	止ネジ	1
23	0022445	Swing-out Lever	スイングアウトレバー	1
24	004150	Screw(11/64-40×5.2)	止ネジ	1
25	000172	Conical Spring Washer	皿バネワッシャ	1
26	000334	Nut	ナット	1
27	0022446	Overhanging Guide Hing Stop	定規ストッパ	1
28	001330	Screw(9/64-40×3.8)	止ネジ	1
29	0022447	Swing-out Lever Holder	スイングアウトレバー取付台	1
30	0022448	Swing-out Lever Stop	スイングアウトレバーストッパ	1
31	0022435	Edge Guide Positioning Pin	定規固定ピン	2
32	0022436	Positioning Pin Holder Spring	定規固定ピン押エバネ	2
33	001225	Screw(1/8-44×2.8)	止ネジ	1
34	001196	Screw(1/8-44×6)	止ネジ	3
35	2101022	Edge Guide Adjusting Holder	裾引調節台	1
36	004106	Screw(9/64-40×6.5)	止ネジ	2
37	007619	Screw(9/64-40×6.3)	止ネジ	1
38	0022443	Adjusting Screw Guide Piece	調節ネジガイド	1
39	006444	Adjusting Screw(1/8-44×12.9)	調節ネジ	1
40	0022444	Edge Guide Adjusting Holder Cover	裾引調節台蓋	1
41	110047	Screw(M4-0.7×10)	止ネジ	2
42	2109052	Auxiliary Feed Dog	小送り	1
43	2100027	Safety Plate	アイガード	1

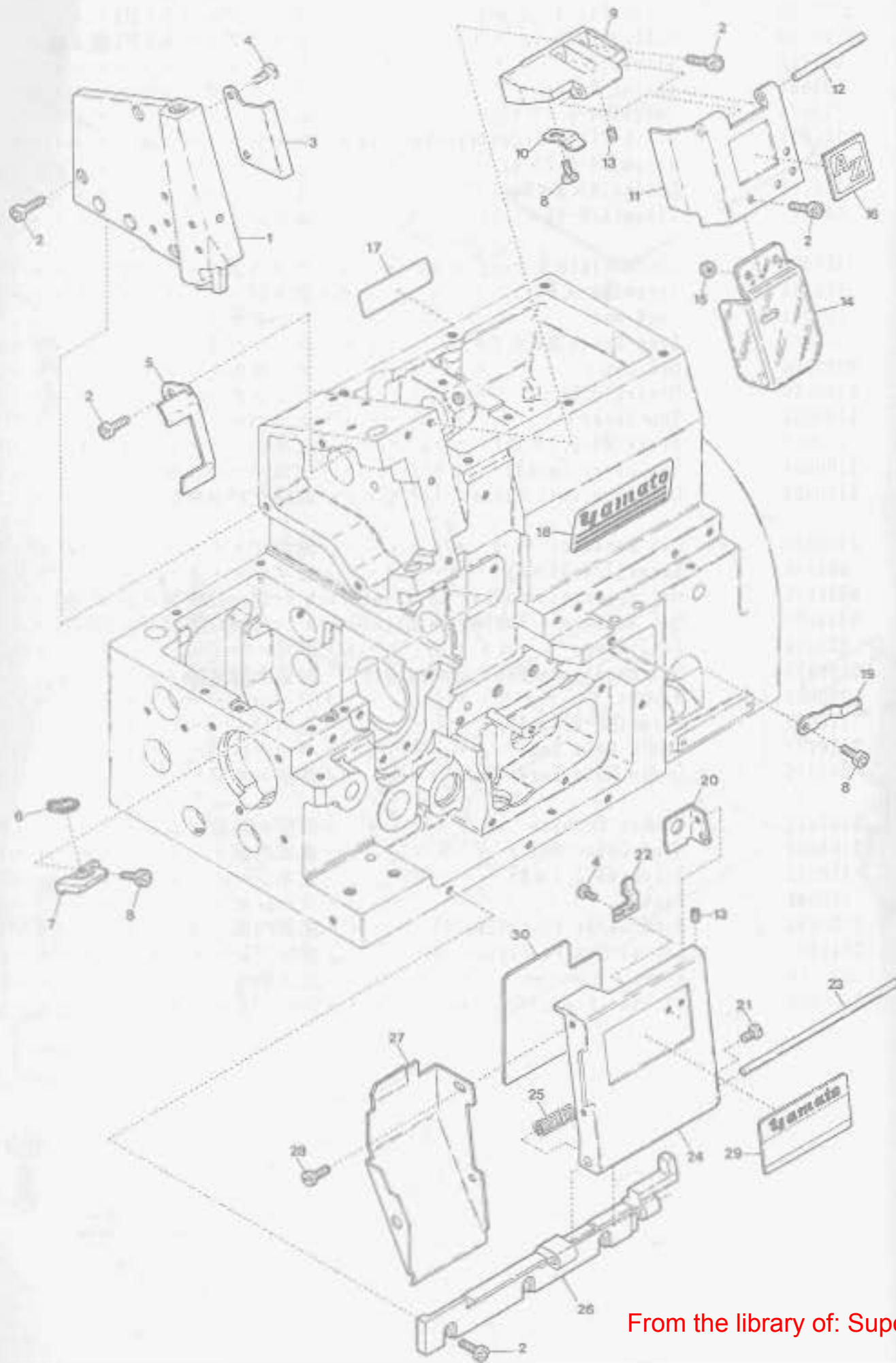
AZ8001H-A



AZ8001H-A EXCLUSIVE PARTS

サブモデル専用部品

Ref. No.	Parts No.	Description	品名	Amt. Req.
1	2107027	Presser Foot, Complete Set(03,04)	押エ(組)	1
2	0024100	Presser Foot Hinge	押エヒンジ	1
3	004351	Screw(9/64-40×7)	止ネジ	1
4	2107028	Presser Foot(Lower)	押エ(下)	1
5	2107029	Presser Foot Stitch Tongue(04)	爪	1
6	2107162	Presser Foot Hinge Spring	押エヒンジバネ	1
7	005036	Screw(1/8-44×5.6)	止ネジ	1
8	0038831	Presser Foot Chain Shield	空糸押エ	1
9	004237	Screw(3/32-56×2.6)	止ネジ	1
10-1	2108093	Stitch Plate(03)	針板	1
10-2	2108094	" (04)	"	1
11	2106100	Differential Feed Dog	前送り	1
12	2109013	Main Feed Dog	後送り	1
13	2106101	Auxiliary Feed Dog	小送り	1



MISCELLANEOUS COVERS(2)

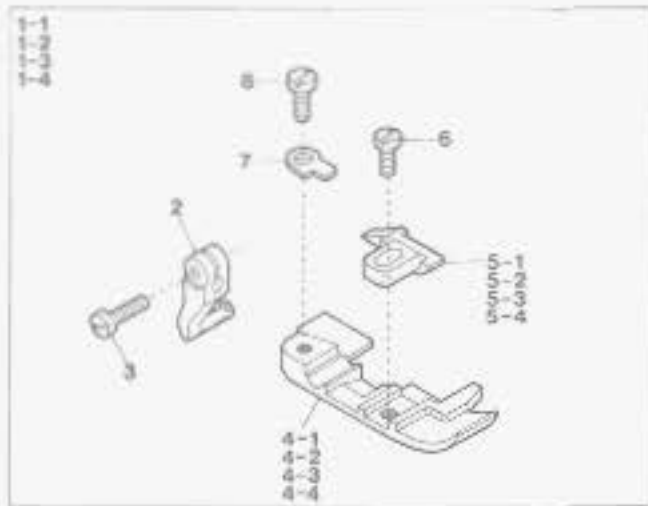
カバー関係(2)

Ref. No.	Parts No.	Description	品名	Amt. Req.
1	2100028	Side Cover	側面カバー	1
2	110013	Screw(M4-0.7×8)	止ネジ	11
3	2100049	Needle Bar Cover(Left)	針棒カバー(左)	1
4	110054	Screw(M3-0.5×3.5)	止ネジ	4
5	2100048	Needle Bar Cover(Rear)	針棒カバー(後)	1
6	310066	Felt	フェルト	1
7	2100925	Needle Bar Oil Defender	針棒油受け	1
8	110012	Screw(M4-0.7×5)	止ネジ	3
9	2100018	Needle Thread Cover Hinge	針糸カバーヒンジ	1
10	2100019	Needle Thread Cover Hinge Spring	針糸カバーヒンジバネ	1
11	2100017	Needle Thread Cover	針糸カバー	1
12	2100020	Needle Thread Cover Hinge Pin	針糸カバーヒンジピン	1
13	003637	Screw(1/8-44×2.5)	止ネジ	3
14	2100081	Safety Plate	アイガード	1
15	100001	Nut	ナット	2
16	390000	"AZ" Mark(Green)	AZマーク(緑)	1
17	390070	Brand Name Plate(61mm)(Green)	銘板(緑)	1
18	390068	Brand Name Plate(92mm)(Green)	銘板(緑)	1
19	2100538	Front Cover Latch Spring	前開キカバーラッチバネ	1
20	0024446	Front Cover Hook	前開キカバーフック	1
21	001330	Screw(9/64-40×3.8)	止ネジ	1
22	2100856	Front Cover Latch	前開キカバーラッチ	1
23	0020016	Front Cover Hinge Pin	前開キカバーヒンジピン	1
24	2100024	Front Cover(Right)	前開キカバー	1
25	0024095	Front Cover Hinge Spring	前開キカバーヒンジバネ	1
26	2100855	Front Cover Hinge	前開キカバーヒンジ	1
27	2100534	Chip Guard(Openable)	切屑落し板	1
28	110003	Screw(M3.5-0.6×6)	止ネジ	2
29	2129420	Model Plate(Green)	型式板(緑)	1
30	----	Threading Chart(See the Table)	糸通シ図(下表参照)	1

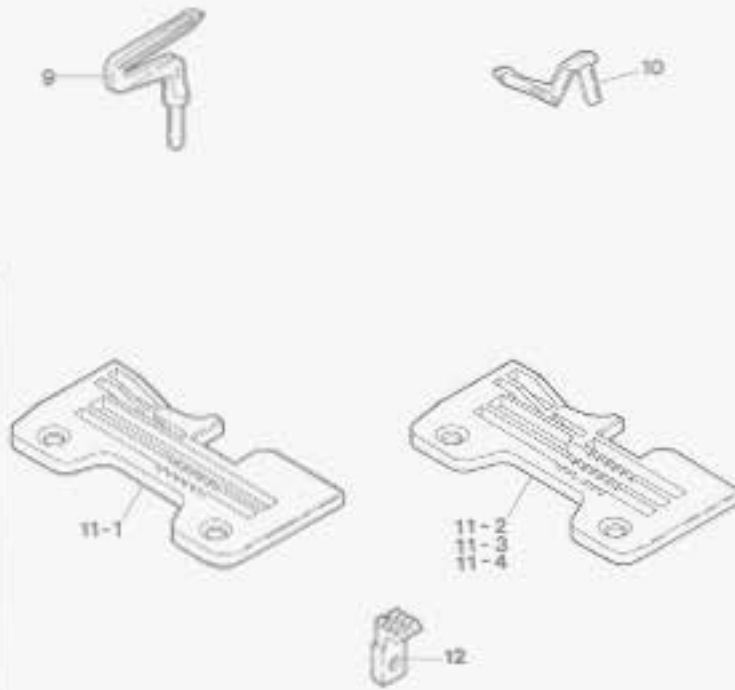
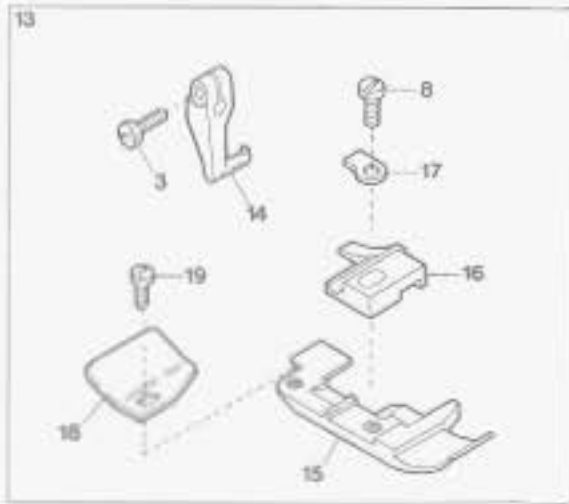
(注) 型式板を御注文の際は機種名(ゲージ記号, 付帯装置含む)をお知らせ下さい。
 Note: Order for Model Plate must be accompanied by model designation(including symbols of gauge and devices).

Models	Parts No. Threading Chart	Models	Parts No. Threading Chart
AZ8000H-A	390611	AZ8037H-A	390637
8000H-AM	390616	8039H-A	390613
8001H-A	390612	8045H-A	390612
8003H-A	"	8046H-A	390613
8013H-A	390617	8000H-A/TC/CH20	390616
8015H-A	390612	8003H-A/BT13	390614
8016H-A	"	8003H-A/MU5	"
8017H-A	"	8003H-A/KR2	"
8019H-A	"	8020H-A/BT13	390615
8020H-A	390613	8020H-A/MU5	"
8021H-A	"	8020H-A/KR2	"
8023H-A	390618	8020H-A/UC	390621
8024H-A	390613	8032H-A/BT13	390615
8025H-A	"		
8032H-A	"		
8035H-A	"		

AZ8003H-A3



AZ8003H-A54

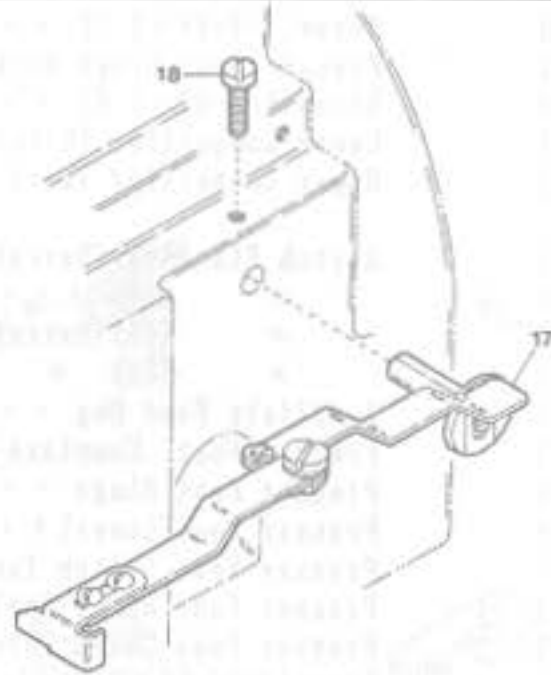
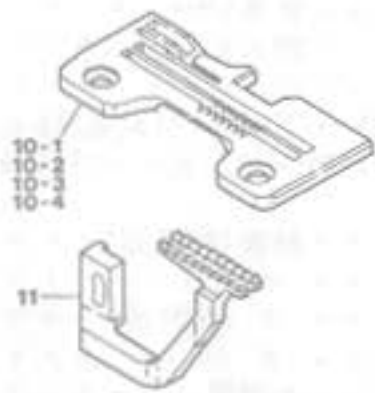
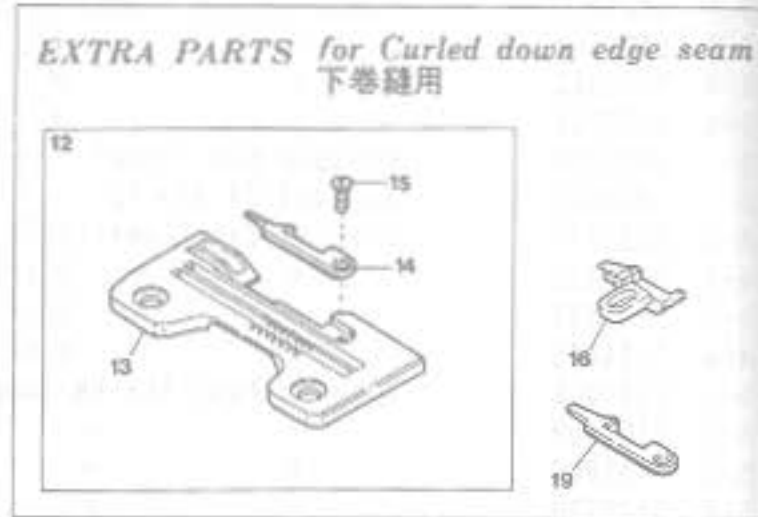
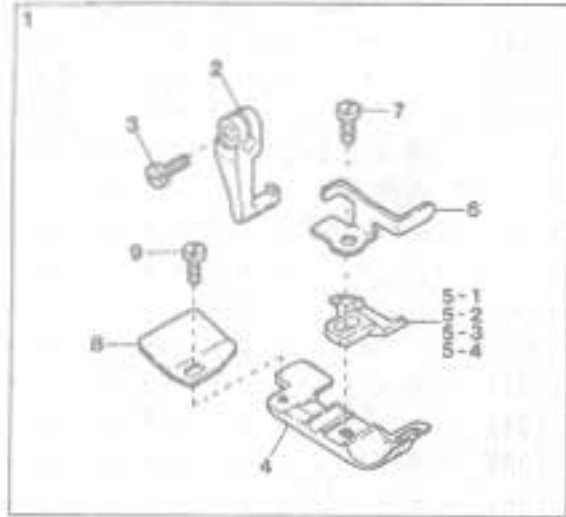


AZ8003H-A3, 8003H-A54 EXCLUSIVE PARTS

Ref. No.	Parts No.	Description	品名	20 Amt. Req.
1-1	2107350	Presser Foot, Complete Set(03)	押エ(組)	1
1-2	2107351	" "	"	1
1-3	2107352	" "	"	1
1-4	2107353	" "	"	1
2	0024420	Presser Foot Hinge	押エヒンジ	1
3	004351	Screw(9/64-40×7)	止ネジ	1
4-1	2107036	Presser Foot(Lower) (03)	押エ(下)	1
4-2	0024422	" "	"	1
4-3	2107037	" "	"	1
4-4	0024425	" "	"	1
5-1	2107006	Presser Foot Stitch Tongue(03)	爪	1
5-2	2107008	" "	"	1
5-3	2107009	" "	"	1
5-4	2107020	" "	"	1
6	009730	Screw(1/8-44×5.3)	止ネジ	1
7	0024421	Presser Foot Hinge Spring	押エヒンジバネ	1
8	005036	Screw(1/8-44×5.6)	止ネジ	1
9	2109331	Lower Loper(for Thick Thread)	下ルーパ(太糸用)	1
10	2109324	Upper Loper(for Thick Thread) (#9~14)	上ルーパ(太糸) (#9~14)	1
11-1	2108024	Stitch Plate(03) (Extra)	針板(特注品)	1
11-2	2108010	" (04)	"	1
11-3	2108026	" (05) (Extra)	" (特注品)	1
11-4	2108027	" (06) "	" "	1
12	2109052	Auxiliary Feed Dog	小送り	1
13	2107346	Presser Foot, Complete Set(04)	押エ(組)	1
14	0024100	Presser Foot Hinge	押エヒンジ	1
15	2107286	Presser Foot(Lower)	押エ(下)	1
16	2107243	Presser Foot Stitch Tongue(04)	爪	1
17	0021005	Presser Foot Hinge Spring	押エヒンジバネ	1
18	0034535	Presser Foot Chain Shield	空糸押エ	1
19	004237	Screw(3/32-56×2.6)	止ネジ	1

サブモデル専用部品

AZ8003H-A61

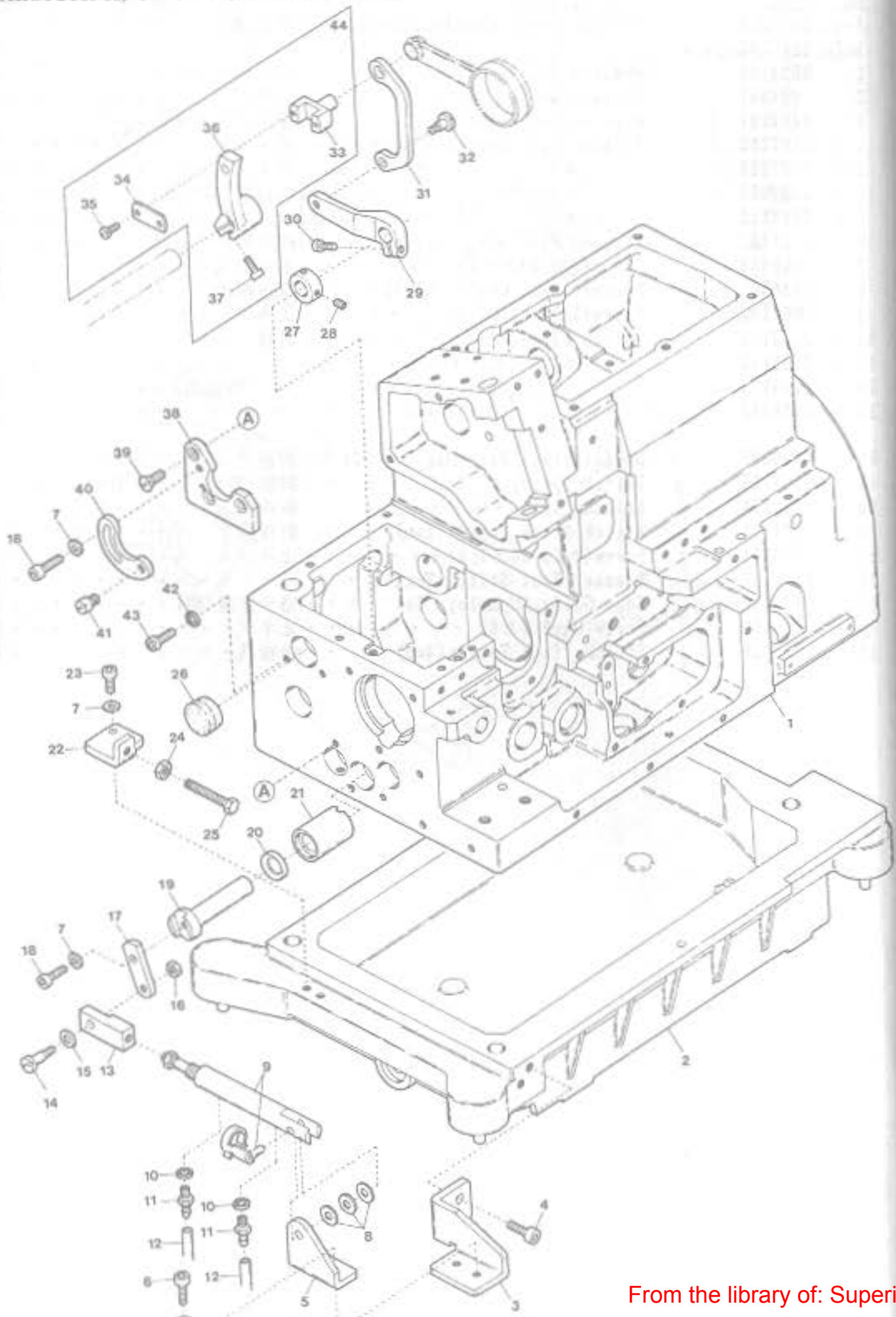


AZ8003H-A61 EXCLUSIVE PARTS

Ref. No.	Parts No.	Description	品名	21 Amt. Req.
1-1	2107378	Presser Foot, Complete Set(04)	押エ(組)	1
1-2	2107393	" " (05)	"	1
2	0024100	Presser Foot Hinge	押エヒンジ	1
3	004351	Screw(9/64-40×7)	止ネジ	1
4	2107291	Presser Foot(Lower)	押エ(下)	1
5-1	2107253	Presser Foot Stitch Tongue(04)	爪	1
5-2	2107254	" " (05)	"	1
5-3	2107000	" " (03) (Extra)	爪(特注品)	1
5-4	2107255	" " (06) (Extra)	" (")	1
6	2107162	Presser Foot Hinge Spring	押エヒンジバネ	1
7	005036	Screw(1/8-44×5.6)	止ネジ	1
8	0034535	Presser Foot Chain Shield	空糸押エ	1
9	004237	Screw(3/32-56×2.6)	止ネジ	1
10-1	2108111	Stitch Plate(04)	針板	1
10-2	2108112	" (05)	"	1
10-3	2108110	" (03) (Extra)	" (特注品)	1
10-4	2108113	" (06) (Extra)	" (")	1
11	2109007	Differential Feed Dog(for 03)	前送り(03用)	1
12	2108116	Stitch Plate, C. Set	針板(組)	1
13	2108114	Stitch Plate	針板	1
14	2108115	Stitch Plate Tongue(2mm)	針板爪	1
15	004182	Screw(3/32-56×2.5)	止ネジ	1
16	2107256	Presser Foot Stitch Tongue	爪	1
17	0020700	Edge Guide, Complete Set	当て定規(組)	1
18	110009	Screw(M4-0.7×8)	止ネジ	1
19	2108129	Stitch Plate Tongue(4mm)	針板爪	1

サブモデル専用部品 21

AZ8013H-A, 8023H-A, 8023H-A54(1)

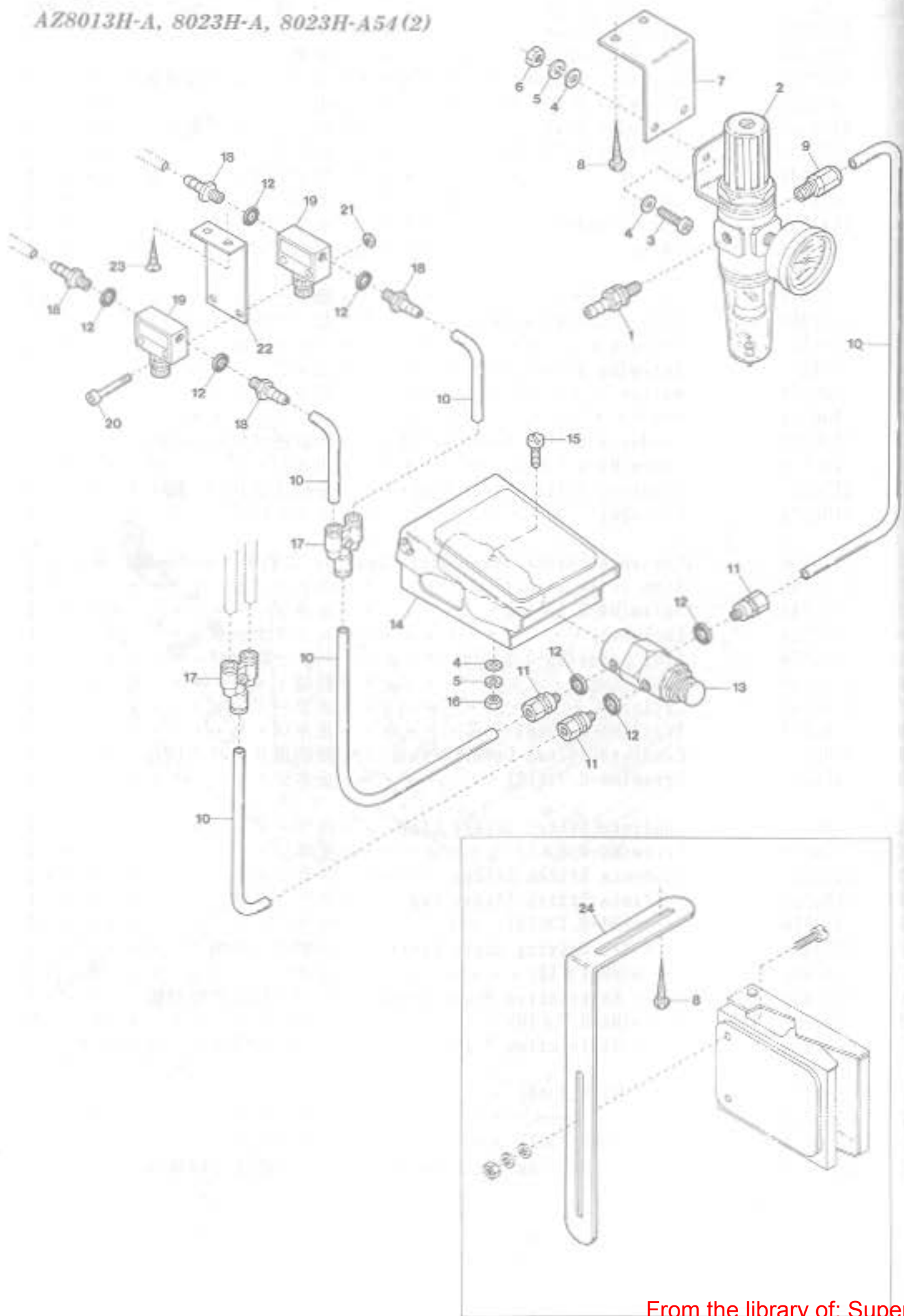


AZ8013H-A, 8023H-A, 8023H-A54 EXCLUSIVE PARTS(1)

サブモデル専用部品(1)

Ref. No.	Parts No.	Description	品名	Amt. Req.
1	2100830	Machine Frame	フレーム	1
2	2100831	Oil Reservoir	油受ケ	1
3	2100562	Cylinder Support	エアシリンダ取付台	1
4	009751	Screw(M5-0.8×10)	止ネジ	2
5	2100563	Cylinder Stay	エアシリンダ支エ	1
6	009747	Screw(M4-0.7×10)	止ネジ	2
7	000538	Washer	ワッシャ	7
8	000426	Spacer	スペーサ	3
9	1091042	Air Cylinder	エアシリンダ	1
10	000623	Gasket	パッキン	2
11	0010018	Joint	継手	2
12	0010260	Vinyl Tube(4×2.5mm)	ビニールパイプ	-
13	2101455	I-Knuckle	Iナックル	1
14	170000	Screw(M4-0.7×5.5)	止ネジ	1
15	000669	Washer	ワッシャ	1
16	000022	Nut	ナット	1
17	2100559	Condense Stitch Lever(Left)	差動送りレバー(左)	1
18	120018	Screw(M4-0.7×10)	止ネジ	3
19	2100557	Condense Stitch Lever Shaft	差動送りレバー軸	1
20	2100272	Oil Seal	オイルシール	1
21	2100558	Condense Stitch Lever Shaft Bushing	差動送りレバー軸ブッシュ	1
22	2100564	Stop Screw Holder	ストップ台	1
23	009749	Screw(M4-0.7×16)	止ネジ	2
24	000009	Lock Nut	ロックナット	1
25	140016	Stop Screw(M5-0.8×30)	ストップネジ	1
26	2100560	Seal Plug	詰栓	1
27	2100267	Collar	カラー	1
28	160001	Screw(M4-0.7×4)	止ネジ	2
29	2100556	Condense Stitch Lever(Right)	差動送りレバー(右)	1
30	120009	Screw(M4-0.7×12)	止ネジ	1
31	2100555	Condense Stitch Slider Link	スライダリンク	1
32	170019	Screw(M4-0.7×5)	止ネジ	1
33	2100552	Condense Stitch Slider	スライダ	1
34	2100553	Condense Stitch Slider Cap	スライダ蓋	1
35	110026	Screw(M4-0.7×15)	止ネジ	2
36	2100551	Feed Bar Driving Shaft Lever	差動送り軸腕	1
37	120006	Screw(M6-1×12)	止ネジ	1
38	2101453	Lever Restriction Plate Support	レバー制限片取付板	1
39	130006	Screw(M4-0.7×10)	止ネジ	3
40	2101454	Lever Restriction Plate	レバー制限片	1
41	180021	Screw(M5-0.8×4)	止ネジ	1
42	000550	Washer	ワッシャ	2
43	110012	Screw(M4-0.7×5)	止ネジ	2
44	2100550	Feed Bar Driving Shaft Lever, C. Set	差動送り軸腕(組)	1

AZ8013H-A, 8023H-A, 8023H-A54(2)

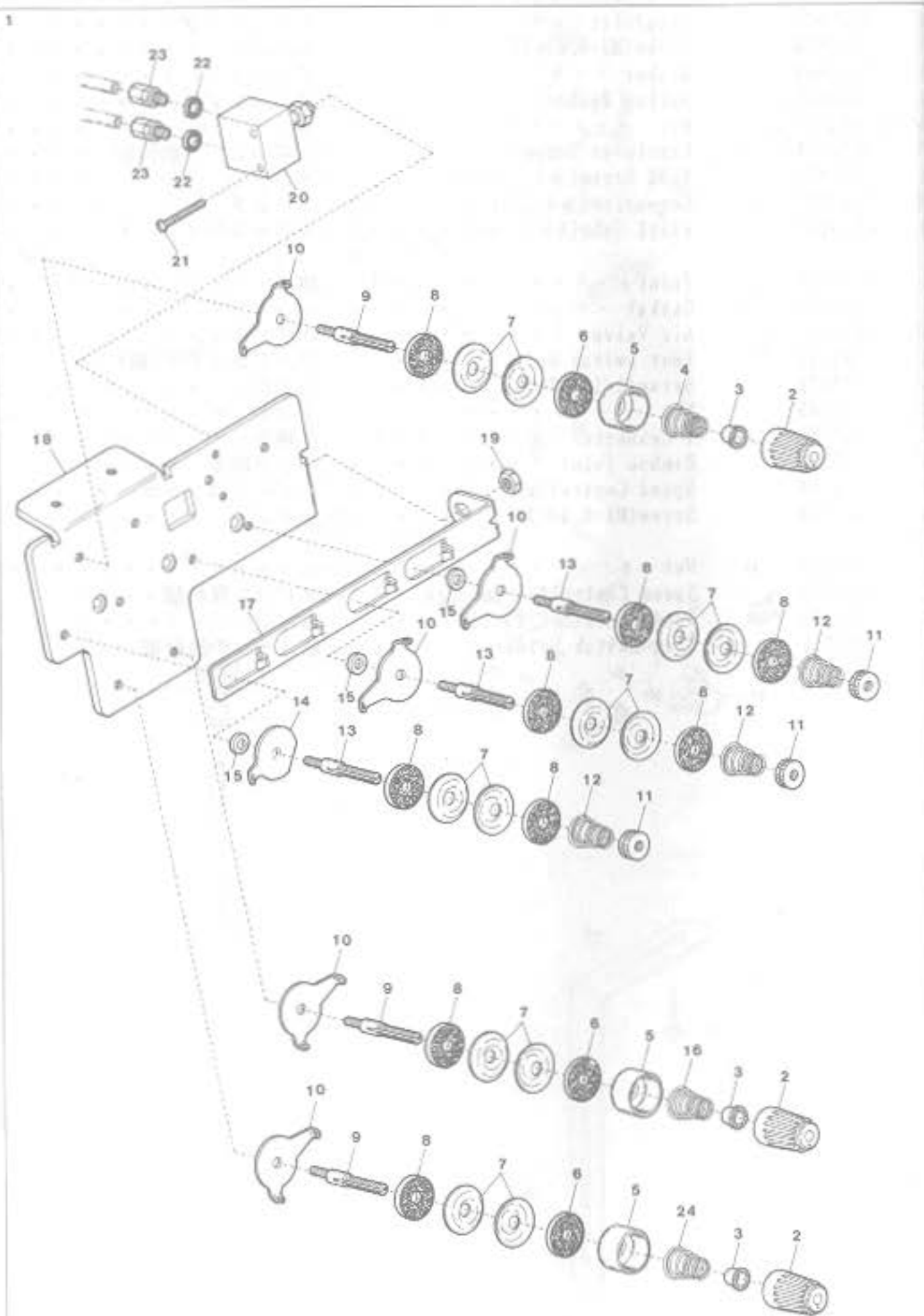


AZ8013H-A, 8023H-A, 8023H-A54 EXCLUSIVE PARTS(2)

サブモデル専用部品(2)

Ref. No.	Parts No.	Description	品名	Amt. Req.
1	0010108	Hose Joint(φ8-PT1/4)	ホースユニオン	1
2	0010073	Regulator	レギュレータ	1
3	009973	Screw(M5-0.8×10)	止ネジ	2
4	000669	Washer	ワッシャ	6
5	000600	Spring Washer	スプリングワッシャ	4
6	000009	Nut	ナット	2
7	0013218	Regulator Support	レギュレータ取付板	1
8	006905	Wood Screw(φ5.1×20)	木ネジ	4
9	0010264	Connector(φ6-1/4)	コネクタ	1
10	0010260	Vinyl Tube(4×2.5mm)	ビニールパイプ	-
11	0010258	Joint	継手	3
12	000623	Gasket	パッキン	7
13	0010333	Air Valve	エアバルブ	1
14	1098004	Foot Switch Unit	フットスイッチ(組)	1
15	004472	Screw(3/16-32×17.9)	止ネジ	2
16	000346	Nut	ナット	2
17	0010337	Y-Connector	Y継手	2
18	0010018	Bamboo Joint	bambー継手	4
19	0010054	Speed Controller	スピードコントローラ	2
20	009768	Screw(M3-0.5×30)	止ネジ	2
21	000180	Nut	ナット	2
22	0014606	Speed Controller Support	スピコン取付板	1
23	009901	Wood Screw(φ2.4×13)	木ネジ	2
24	0092232	Knee Switch Holder	膝スイッチ取付板	1

AZ8013H-A (3)

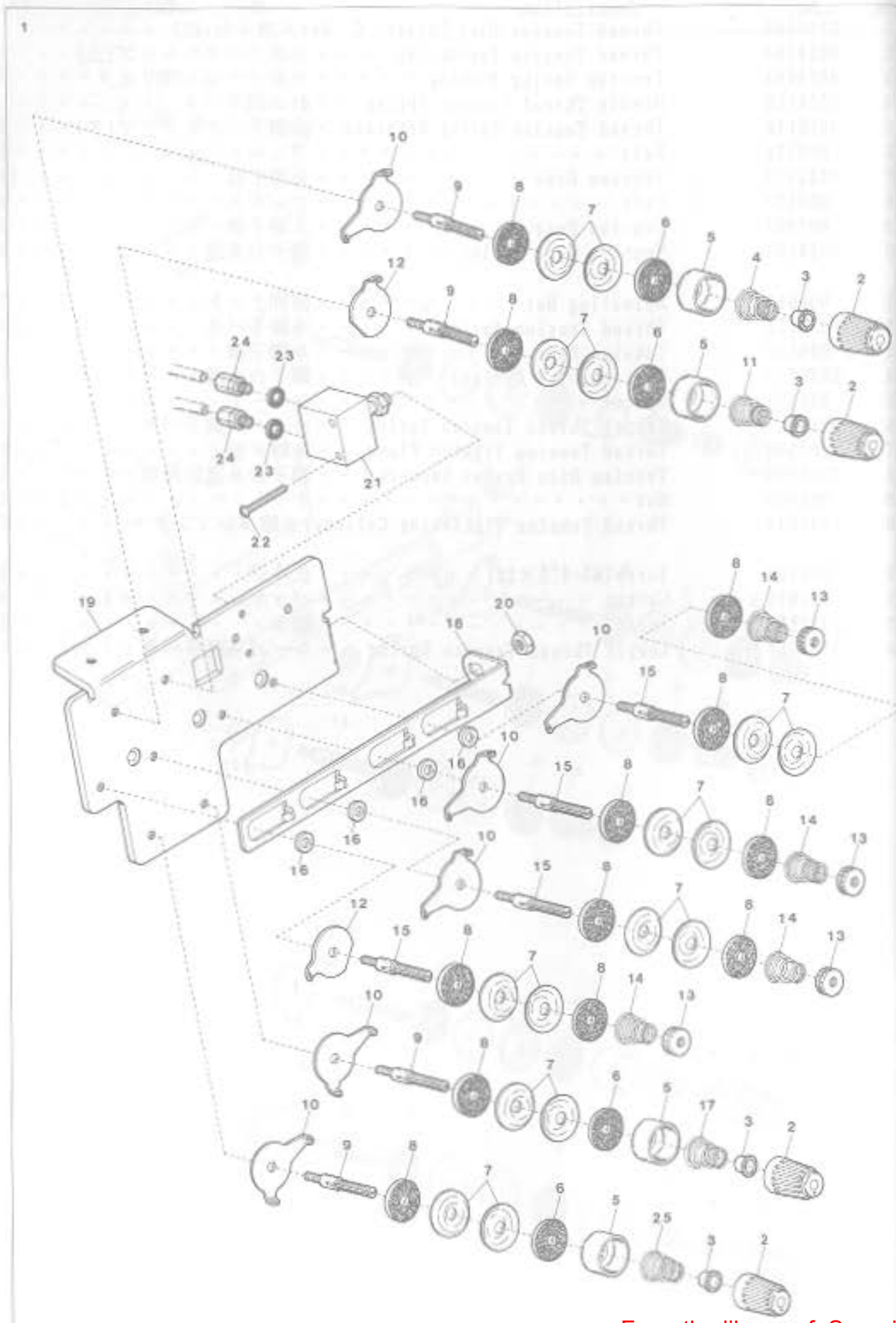


AZ8013H-A EXCLUSIVE PARTS(3)

サブモデル専用部品(3)

Ref. No.	Parts No.	Description	品名	Amt. Req.
1	2100568	Thread Tension Disc Eyelet, C. Set	糸調子台(組)	1
2	0024084	Thread Tension Spring Cap	糸調子バネキャップ(上)	3
3	0024083	Tension Spring Bushing	糸調子ナット回り止め	3
4	0024156	Needle Thread Tension Spring	針糸調子バネ	1
5	0020118	Thread Tension Spring Retainer	糸調子バネキャップ(下)	3
6	000178	Felt	フェルト	3
7	0031111	Tension Disc	糸調子皿	12
8	000177	Felt	フェルト	9
9	007903	Tension Post	糸調子棒	3
10	0020101	Tension Disc Eyelet	調子台糸道	5
11	000056	Adjusting Nut	調節ナット	3
12	0037115	Thread Tension Spring	糸調子バネ	3
13	004120	Tension Post	糸調子棒	3
14	0036853	Tension Disc Eyelet	調子台糸道	1
15	000496	Spacer	スペーサ	3
16	0024157	Looper Thread Tension Spring	ルーパー糸調子バネ	1
17	2100573	Thread Tension Tighten Plate	糸締メ板	1
18	2100572	Tension Disc Eyelet Support	調子台糸道取付板	1
19	000009	Nut	ナット	1
20	1091043	Thread Tension Tightening Cylinder	糸締メシリンダ	1
21	009799	Screw(M3-0.5×25)	止ネジ	2
22	000623	Gasket	パッキン	2
23	0010258	Joint	継手	2
24	0032952	Looper Thread Tension Spring	ルーパー糸調子バネ	1

AZ8023H-A, 8023H-A51 (3)



AZ8023H-A, 8023H-A54 EXCLUSIVE PARTS(3)

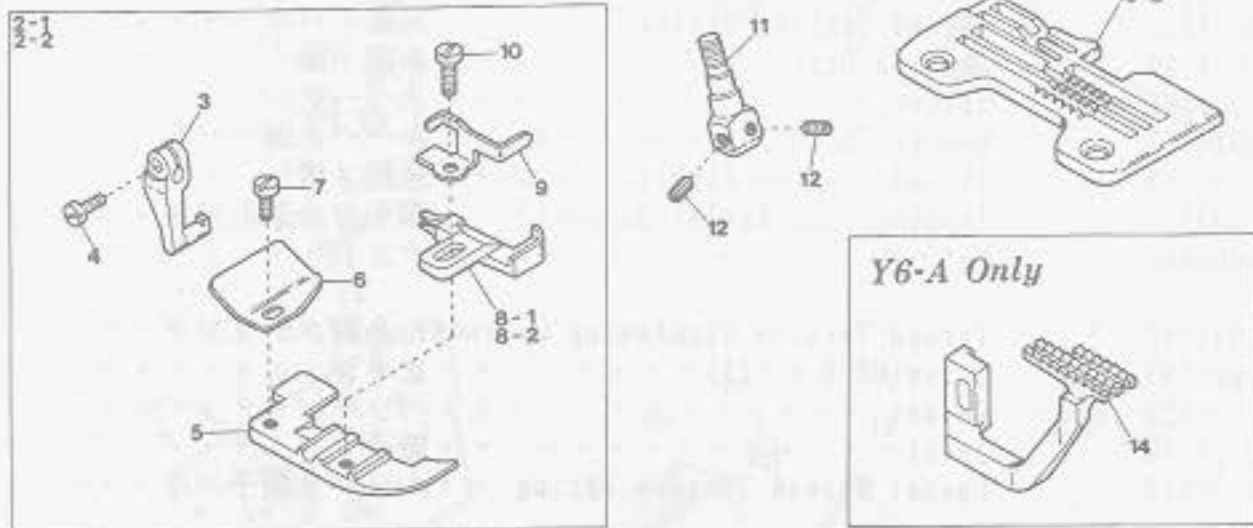
サブモデル専用部品(3)

Ref. No.	Parts No.	Description	品名	Amt. Req.
1	2100569	Thread Tension Disc Eyelet, C. Set	糸調子台(組)	1
2	0024084	Thread Tension Spring Cap	糸調子バネキャップ(上)	4
3	0024083	Tension Spring Bushing	糸調子ナット回り止め	4
4	0024156	Needle Thread Tension Spring	針糸調子バネ	1
5	0020118	Thread Tension Spring Retainer	糸調子バネキャップ(下)	4
6	000178	Felt	フェルト	4
7	0031111	Tension Disc	糸調子皿	16
8	000177	Felt	フェルト	12
9	007903	Tension Post	糸調子棒	4
10	0020101	Tension Disc Eyelet	調子台糸道	6
11	0032971	Needle Thread Tension Spring	針糸調子バネ	1
12	0036853	Tension Disc Eyelet	調子台糸道	2
13	000056	Adjusting Nut	調節ナット	4
14	0037115	Thread Tension Spring	糸調子バネ	4
15	004120	Tension Post	糸調子棒	4
16	000496	Spacer	スペーサ	4
17	0024157	Looper Thread Tension Spring	ルーパー糸調子バネ	1
18	2100573	Thread Tension Tighten Plate	糸締メ板	1
19	2100572	Tension Disc Eyelet Support	調子台糸道取付板	1
20	000009	Nut	ナット	1
21	1091043	Thread Tension Tightening Cylinder	糸締メシリンダ	1
22	009799	Screw(M3-0.5x25)	止ネジ	2
23	000623	Gasket	パッキン	2
24	0010258	Joint	継手	2
25	0032952	Looper Thread Tension Spring	ルーパー糸調子バネ	1

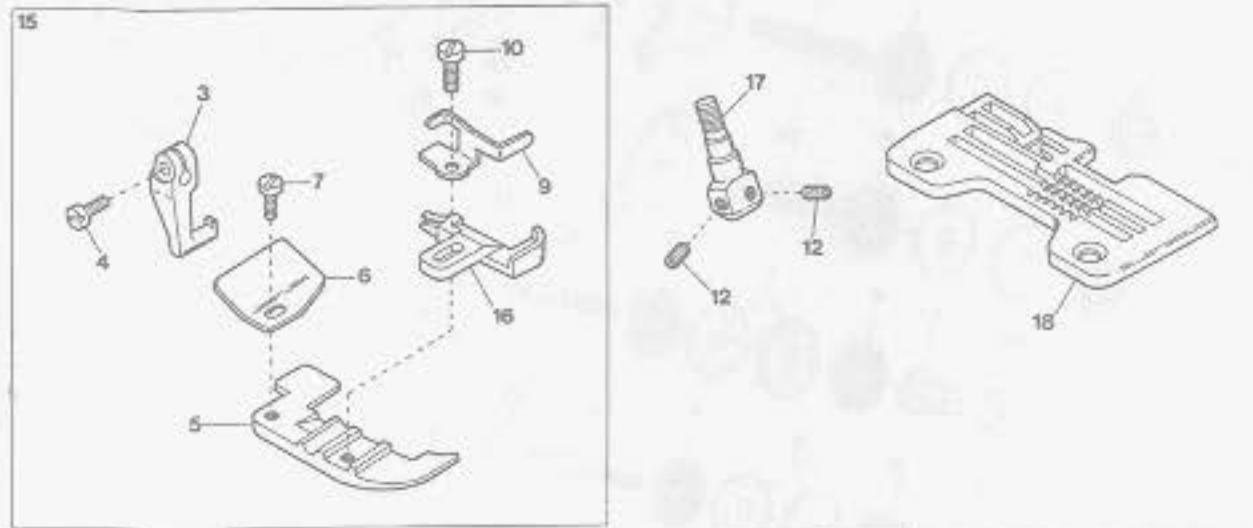
AZ8023H-A (A)



AZ8023H-Y5-A, Y6-A



AZ8023H-X4-A

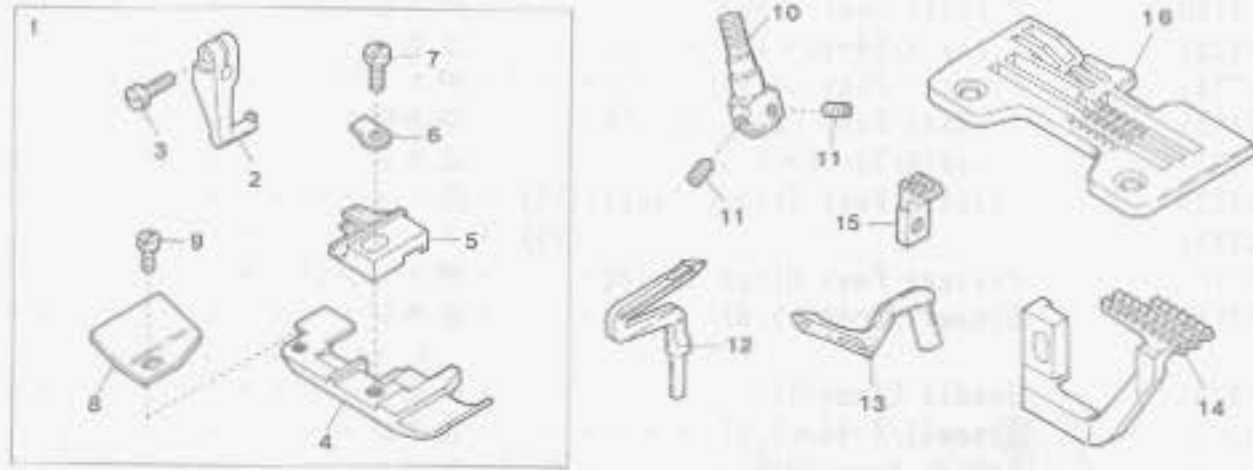


AZ8023H-Y-A, X-A EXCLUSIVE PARTS(4)

サブモデル専用部品(4)

Ref. No.	Parts No.	Description	品名	Amt. Req.
1	2109322	Upper Looper(for Needle Size #9~14)	上ルーパー(針番手 #9~14用)	1
2-1	2107310	Presser Foot, Complete Set(Y5)	押エ(組)	1
2-2	2107311	" " (Y6)	" "	1
3	0024100	Presser Foot Hinge	押エヒンジ	1
4	004351	Screw(9/64-40×7)	止ネジ	1
5	2107280	Presser Foot(Lower)	押エ(下)	1
6	0034535	Presser Foot Chain Shield	空糸押エ	1
7	004237	Screw(3/32-56×2.6)	止ネジ	1
8-1	2107230	Presser Foot Stitch Tongue(Y5)	爪	1
8-2	2107231	" " (Y6)	" "	1
9	2107162	Presser Foot Hinge Spring	押エヒンジバネ	1
10	005036	Screw(1/8-44×5.6)	止ネジ	1
11	2109101	Needle Clamp(Y)	針止メ	1
12	003637	Screw(1/8-44×2.5)	止ネジ	2
13-1	2108004	Stitch Plate(Y5)	針板	1
13-2	2108005	" (Y6)	"	1
14	2109009	Differential Feed Dog(Y6 Only)	前送り(Y6のみ)	1
15	2107312	Presser Foot, Complete Set(X4)	押エ(組)	1
16	2107232	Presser Foot Stitch Tongue(X4)	爪	1
17	2109102	Needle Clamp(X)	針止メ	1
18	2108006	Stitch Plate(X4)	針板	1

AZ8023H-A54(4)

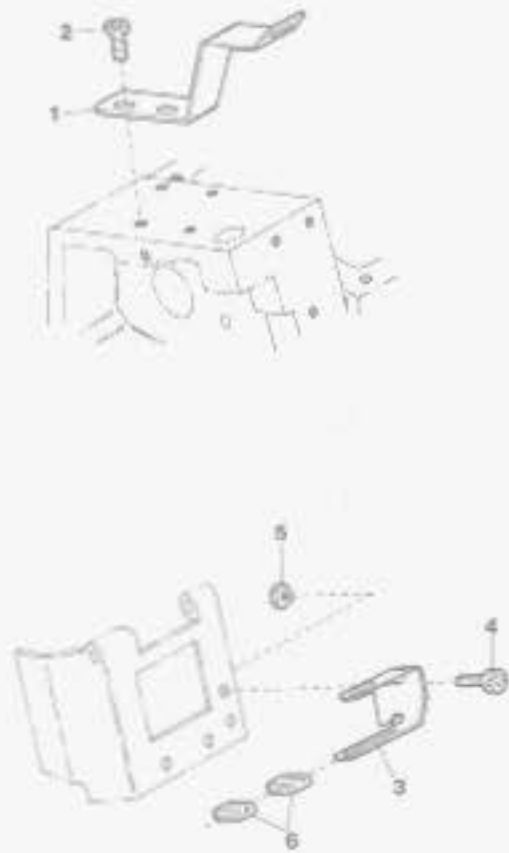


AZ8023H-A54 EXCLUSIVE PARTS(4)

サブモデル専用部品(4)

Ref. No.	Parts No.	Description	品名	Amt. Req.
1	2107044	Presser Foot, Complete Set(Y6)	押エ(組)	1
2	0024100	Presser Foot Hinge	押エヒンジ	1
3	004351	Screw(9/64-40×7)	止ネジ	1
4	2107039	Presser Foot(Lower)	押エ(下)	1
5	2107042	Presser Foot Stitch Tongue(Y6)	爪	1
6	0021005	Presser Foot Hinge Spring	押エヒンジバネ	1
7	005036	Screw(1/8-44×5.6)	止ネジ	1
8	0034535	Presser Foot Chain Shield	空糸押エ	1
9	004237	Screw(3/32-56×2.6)	止ネジ	1
10	2109101	Needle Clamp(Y)	針止メ	1
11	003637	Screw(1/8-44×2.5)	止ネジ	2
12	2109331	Lower Loper(for Thick Thread)	下ルーバ(太糸用)	1
13	2109326	Upper Loper(for Thick Thread)(#9~14)	上ルーバ(太糸)(#9~14)	1
14	2109009	Differential Feed Dog	前送り	1
15	2109052	Auxiliary Feed Dog	小送り	1
16	2108021	Stitch Plate(Y6)	針板	1

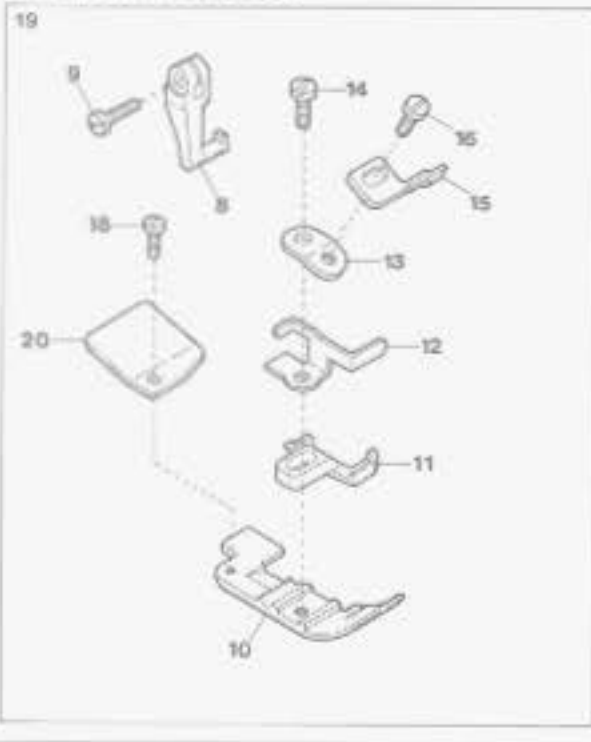
AZ8015H-A
AZ8015H-A/MU5
AZ8017H-A/MT2



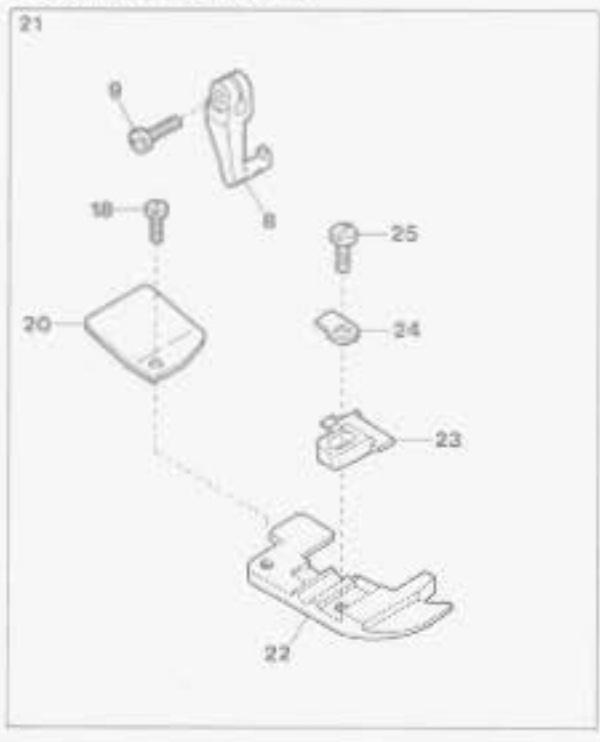
AZ8015H-A



AZ8015H-A/MU5



AZ8017H-A/MT2

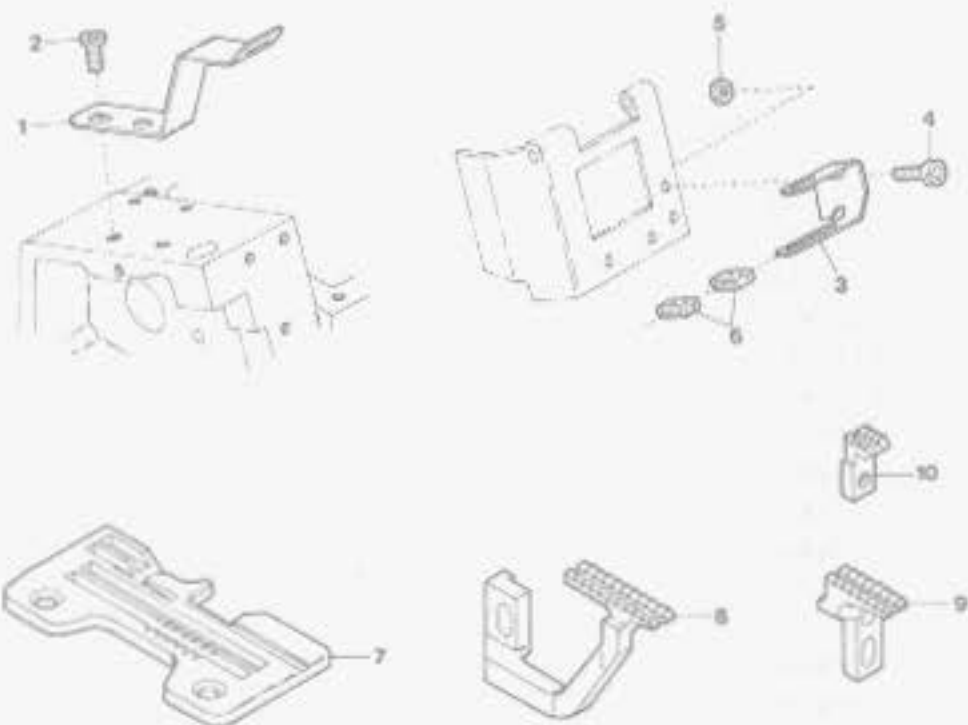


AZ8015H-A, 8015H-A/MU5, 8017H-A/MT2 EXCLUSIVE PARTS

サブモデル専用部品

Ref. No.	Parts No.	Description	品名	Amt. Req.
1	0024130	Tape Guide(Upper)	テープガイド(上)	1
2	110012	Screw(M4-0.7×5)	止ネジ	2
3	0024129	Tape Guide(Lower)	テープガイド(下)	1
4	110013	Screw(M4-0.7×8)	止ネジ	2
5	100001	Nut	ナット	2
6	0033738	Tape Guide Tube	テープ支エ	2
7	2107712	Presser Foot, C. Set(04)	押エ(組)	1
8	0024100	Presser Foot Hinge	押エヒンジ	1
9	004351	Screw(9/64-40×7)	止ネジ	1
10	2107284	Presser Foot(Lower)	押エ(下)	1
11	2107227	Presser Foot Stitch Tongue(04)	爪	1
12	2107162	Presser Foot Hinge Spring	押エヒンジバネ	1
13	2107173	Tape Guide Support	テープガイド取付板	1
14	210005	Screw(1/8-44×7.1)	止ネジ	1
15	2107174	Presser Foot Tape Guide	押エテープガイド	1
16	001228	Screw(3/32-56×3.2)	止ネジ	1
17	0034535	Presser Foot Chain Shield	空糸押エ	1
18	004237	Screw(3/32-56×2.6)	止ネジ	1
19	2107711	Presser Foot, Complete Set(04)	押エ(組)	1
20	0022416	Presser Foot Chain Shield	空糸押エ	1
21	2107396	Presser Foot, Complete Set(04)	押エ(組)	1
22	2107045	Presser Foot(Lower)	押エ(下)	1
23	2107064	Presser Foot Stitch Tongue(04)	爪	1
24	0021005	Presser Foot Hinge Spring	押エヒンジバネ	1
25	005036	Screw(1/8-44×5.6)	止ネジ	1

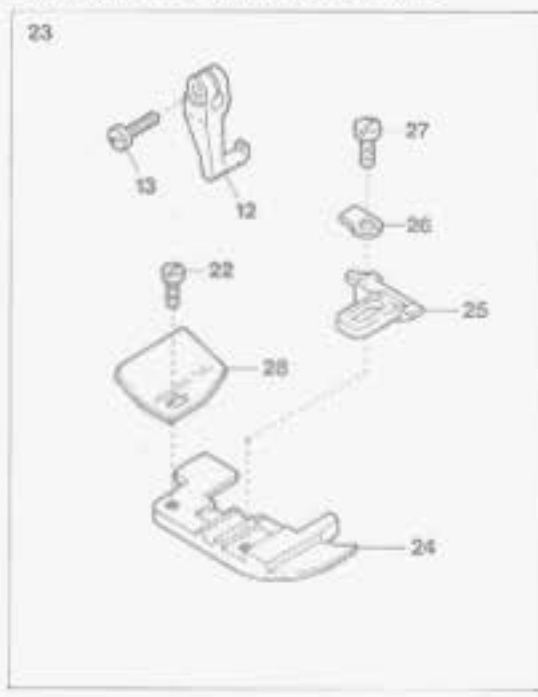
AZ8015H-A/BT13/KR2
AZ8017H-A57/MS/B3/K2



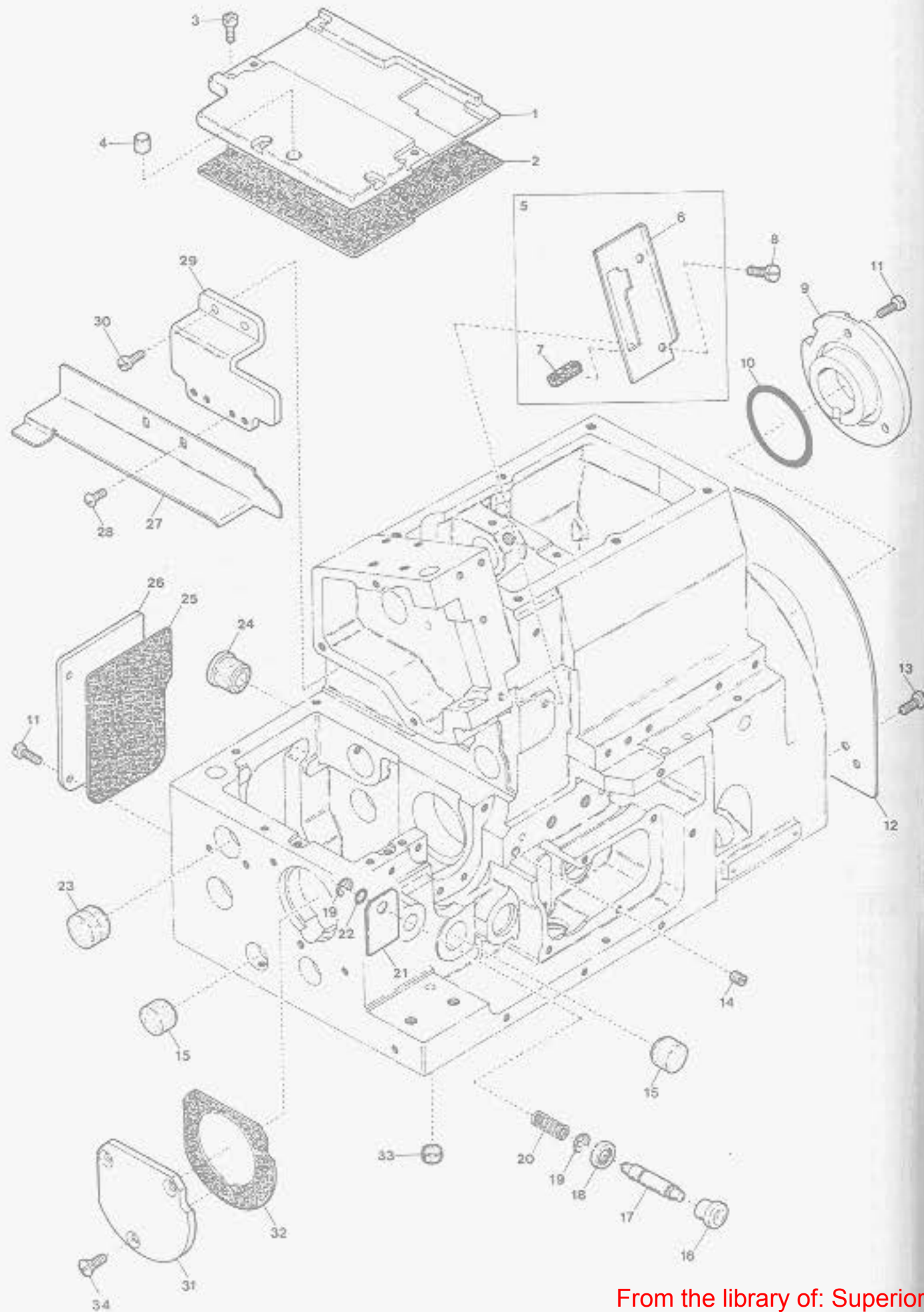
AZ8015H-A/BT13/KR2



AZ8017H-A57/MS/B3/K2



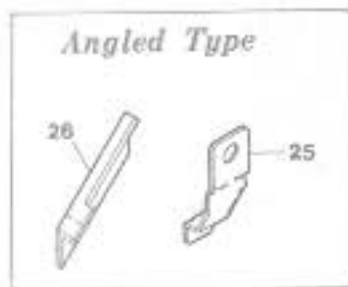
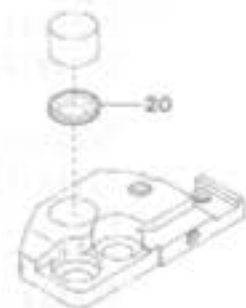
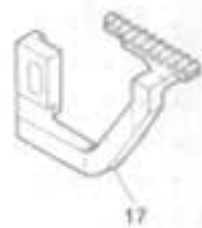
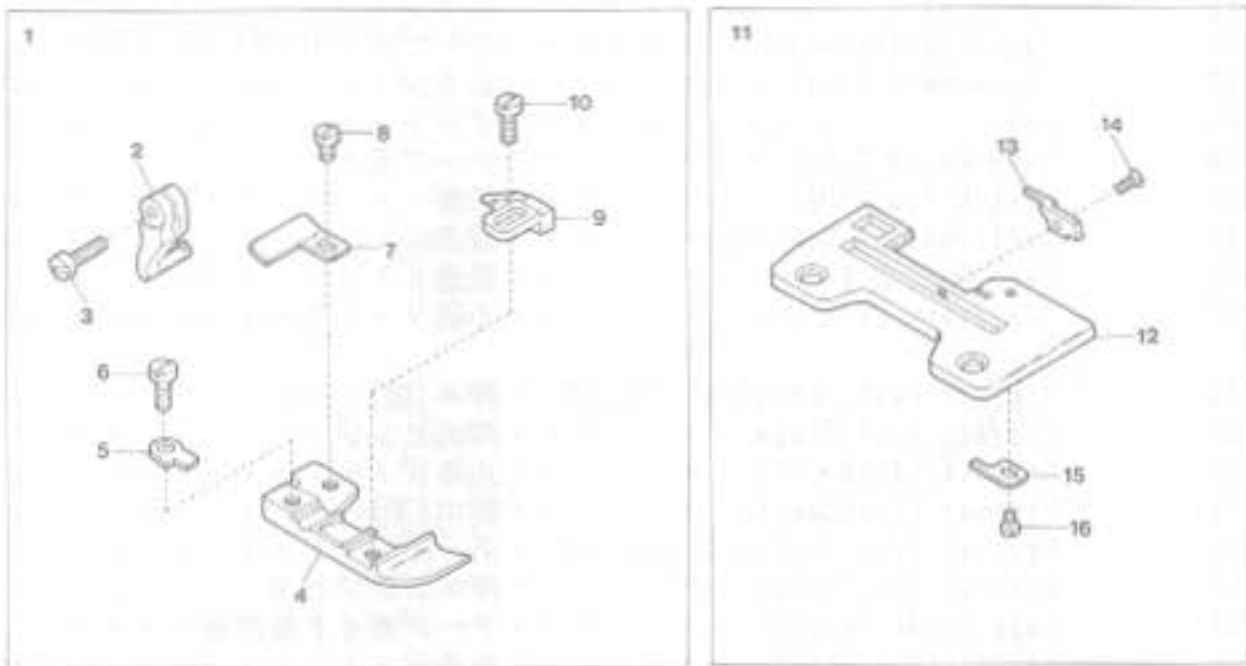
Ref. No.	Parts No.	Description	品名	Amt. Req.
1	0024130	Tape Guide(Upper)	テープガイド(上)	1
2	110012	Screw(M4-0.7×5)	止ネジ	2
3	0024129	Tape Guide(Lower)	テープガイド(下)	1
4	110013	Screw(M4-0.7×8)	止ネジ	2
5	100001	Nut	ナット	2
6	0033738	Tape Guide Tube	テープ支エ	2
7	2108009	Stitch Plate(04)	針板	1
8	2109010	Differential Feed Dog	前送り	1
9	2109011	Main Feed Dog	後送り	1
10	2109052	Auxiliary Feed Dog	小送り	1
11	2107710	Presser Foot, Complete Set(04)	押エ(組)	1
12	0024100	Presser Foot Hinge	押エヒンジ	1
13	004351	Screw(9/64-40×7)	止ネジ	1
14	2107284	Presser Foot(Lower)	押エ(下)	1
15	2107226	Presser Foot Stitch Tongue(04)	爪	1
16	2107162	Presser Foot Hinge Spring	押エヒンジバネ	1
17	2107173	Tape Guide Support	テープガイド取付板	1
18	210005	Screw(1/8-44×7.1)	止ネジ	1
19	2107174	Presser Foot Tape Guide	押エテープガイド	1
20	001228	Screw(3/32-56×3.2)	止ネジ	1
21	2107219	Presser Foot Chain Shield	空糸押エ	1
22	004237	Screw(3/32-56×2.6)	止ネジ	1
23	2107063	Presser Foot, Complete Set(04)	押エ(組)	1
24	2107045	Presser Foot(Lower)	押エ(下)	1
25	2107046	Presser Foot Stitch Tongue(04)	爪	1
26	0021005	Presser Foot Hinge Spring	押エヒンジバネ	1
27	005036	Screw(1/8-44×5.6)	止ネジ	1
28	0034535	Presser Foot Chain Shield	空糸押エ	1



MISCELLANEOUS COVERS(3)

Ref. No.	Parts No.	Description	品名	Amt. Req.
1	2100035	Feed Mechanism Cover	送り上カバー	1
2	2100921	Feed Mechanism Cover Gasket	送り上カバーパッキン	1
3	110048	Screw(M4-0.7×10)	止ネジ	5
4	2100047	Rubber Cushion	埋メ座(中)	1
5	2100525	Connecting Link Cover(Front), C. Set	針棒カバー(前)(組)	1
6	2100039	Connecting Link Cover(Front)	針棒カバー(前)	1
7	2100526	Needle Bar Oiling Felt(Front)	針棒フェルト(前)	1
8	110001	Screw(M4-0.7×5.4)	止ネジ	1
9	2100093	Ball Bearing Holder	ベアリング押エ	1
10	2100123	O-ring(P35)	Oリング	1
11	110013	Screw(M4-0.7×8)	止ネジ	7
12	2100318	Fan Cover	ファンカバー	1
13	110012	Screw(M4-0.7×5)	止ネジ	2
14	150001	Screw(M4-0.7×4)	止ネジ	1
15	2100961	Seal Plug	詰栓	2
16	2100045	Pushbutton	プッシュボタン	1
17	2100860	Pushbutton Pin	プッシュボタン軸	1
18	2100861	Oil Seal	オイルシール	1
19	0033024	Retaining Ring	ストップリング	2
20	0068517	Pushbutton Spring	プッシュボタンバネ	1
21	2100862	Oil Defender	油除ケシール	1
22	0020472	O-ring(P6)	Oリング	1
23	0036518	Seal Plug	詰栓	1
24	2100110	Seal Plug	詰栓	1
25	2100918	Tail Cover Gasket	後カバーパッキン	1
26	2100037	Tail Cover	後カバー	1
27	2100029	Fabric Guide Plate	布案内板	1
28	001331	Screw(9/64-40×3.8)	止ネジ	2
29	2100030	Fabric Guide Plate Support	布案内台	1
30	110035	Screw(M4-0.7×10)	止ネジ	2
31	2100873	Ball Bearing Housing	ハウジング	1
32	2100874	Ball Bearing Housing Gasket	ハウジングパッキン	1
33	2100417	Seal Plug	詰栓	1
34	130003	Screw(M4-0.7×7.3)	止ネジ	3

AZ8016H-A

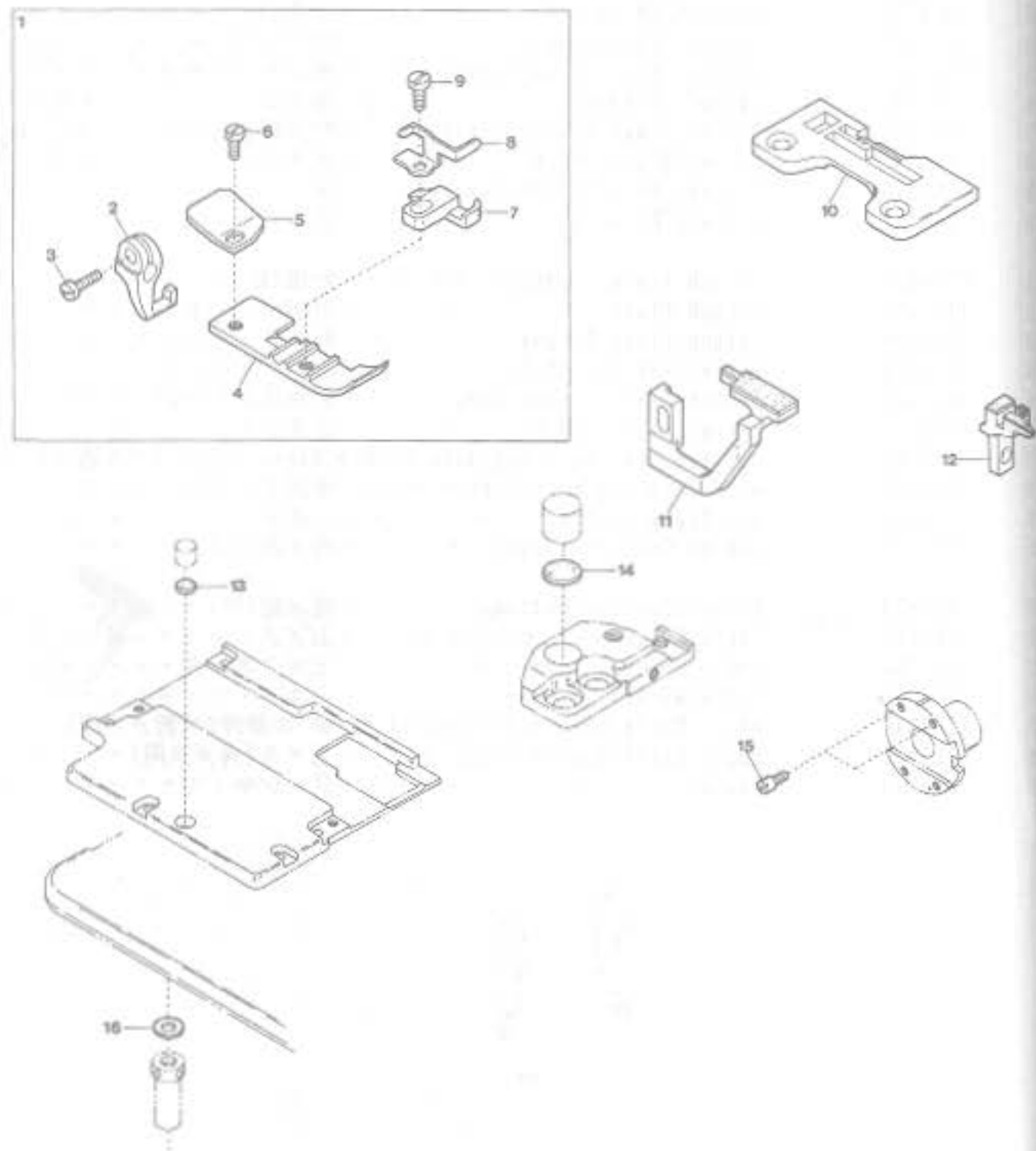


AZ8016H-A EXCLUSIVE PARTS

サブモデル専用部品

Ref. No.	Parts No.	Description	品名	Amt. Req.
1	2107084	Presser Foot, Complete Set(02)	押エ(組)	1
2	2107085	Presser Foot Hinge	押エヒンジ	1
3	004351	Screw(9/64-40×7)	止ネジ	1
4	0024505	Presser Foot(Lower)	押エ(下)	1
5	0024421	Presser Foot Hinge Spring	押エヒンジバネ	1
6	004131	Screw(1/8-44×6)	止ネジ	1
7	0022156	Presser Foot Chain Shield	空糸押エ	1
8	004237	Screw(3/32-56×2.6)	止ネジ	1
9	0024506	Presser Foot Stitch Tongue	爪	1
10	004138	Screw(1/8-44×5)	止ネジ	1
11	2108016	Stitch Plate, Complete Set	針板(組)	1
12	2108017	Stitch Plate	針板	1
13	2108015	Stitch Plate Tongue	針板爪	1
14	004204	Screw(3/32-100×2.2)	止ネジ	1
15	0024503	Stitch Plate Tongue Stop	針板爪ストッパ	1
16	001228	Screw(3/32-56×3.2)	止ネジ	1
17	2109017	Differential Feed Dog(with Rubber Face)	前送り(ゴム送り)	1
18	2109018	Main Feed Dog(with Rubber Face)	後送り(ゴム送り)	1
19	2109019	Auxiliary Feed Dog	小送り	1
20	000932	Rubber Cushion(Large)	埋メ座(大)	1
21	000933	Rubber Cushion(Medium)	埋メ座(中)	1
22	0023580	Upper Knife	上メス	1
23	2100346	Upper Knife Holder	上メスホルダ	1
24	180002	Screw(M3-0.5×4)	止ネジ	2
25	2100347	Upper Knife Chip Guard(Angled Type)	切屑押シ(角メス用)	1
26	2020003	Upper Knife(Angled Type)	上メス(角メス用)	1
27	300040	Washer	ワッシャ	1

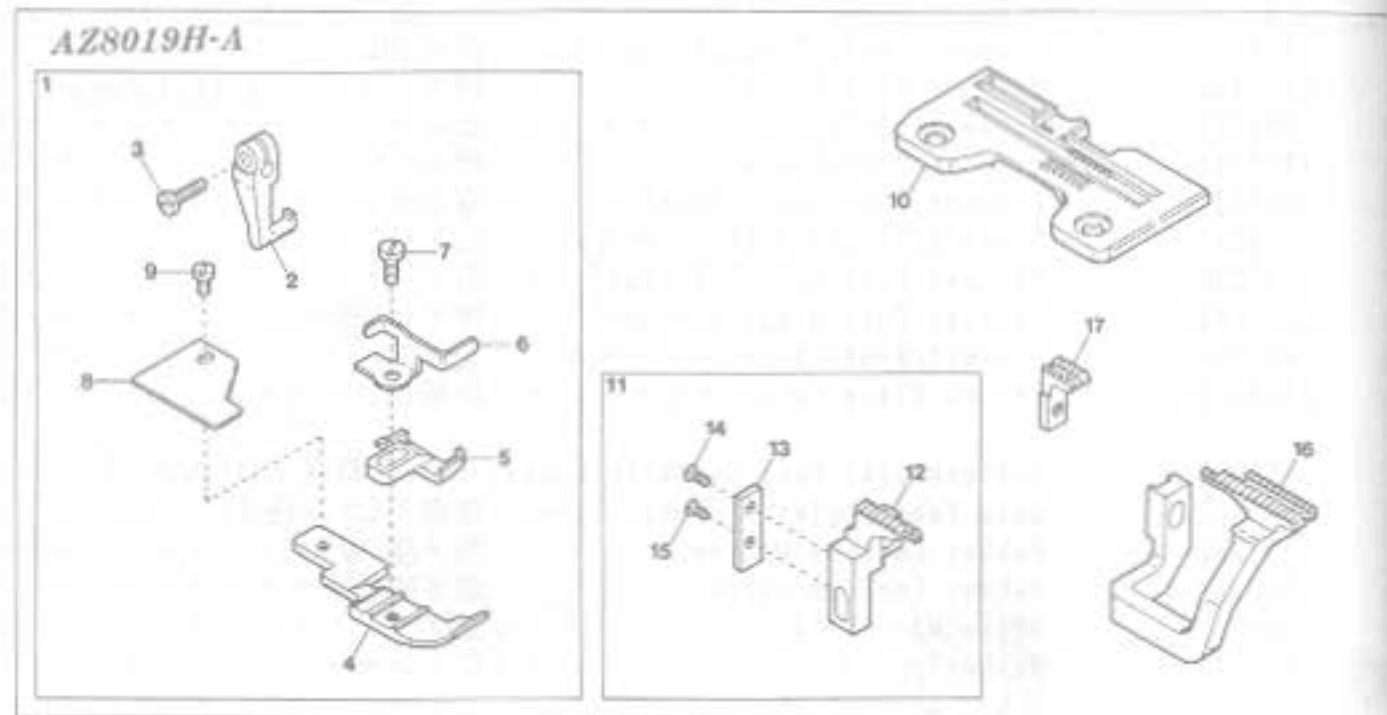
AZ8016H-A54



AZ8016H-A54 EXCLUSIVE PARTS

Ref. No.	Parts No.	Description	品名	Amt. Req.
1	2107316	Presser Foot, Complete Set(02)	押エ(組)	1
2	2107090	Presser Foot Hinge	押エヒンジ	1
3	004351	Screw(9/64-40×7)	止ネジ	1
4	2107283	Presser Foot(Lower)	押エ(下)	1
5	0038831	Presser Foot Chain Shield	空糸押エ	1
6	004237	Screw(3/32-56×2.6)	止ネジ	1
7	2107236	Presser Foot Stitch Tongue	爪	1
8	2107162	Presser Foot Hinge Spring	押エヒンジバネ	1
9	005036	Screw(1/8-44×5.6)	止ネジ	1
10	2108033	Stitch Plate Unit	針板(組)	1
11	2109026	Differential Feed Dog(with Rubber Face)	前送り(ゴム送り)	1
12	2109027	Main Feed Dog(with Rubber Face)	後送り(ゴム送り)	1
13	000933	Rubber Cushion(Medium)	埋メ座(中)	1
14	000932	Rubber Cushion(Large)	埋メ座(大)	1
15	180002	Screw(M3-0.5×4)	止ネジ	2
16	300040	Washer	ワッシャ	1

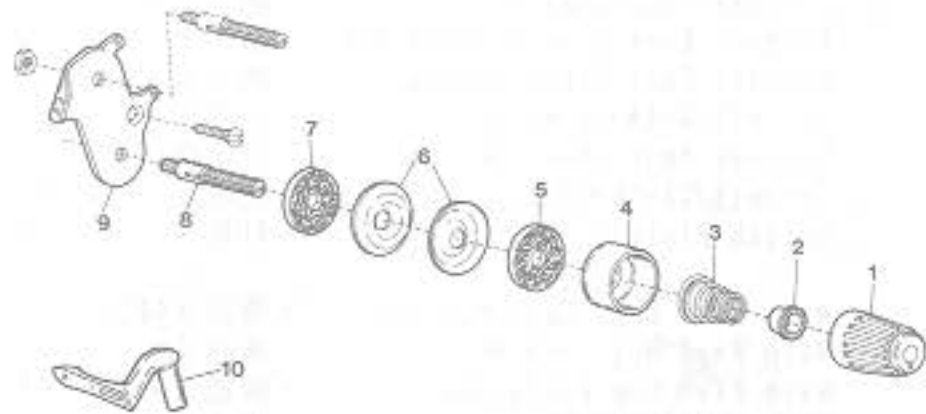
サブモデル専用部品



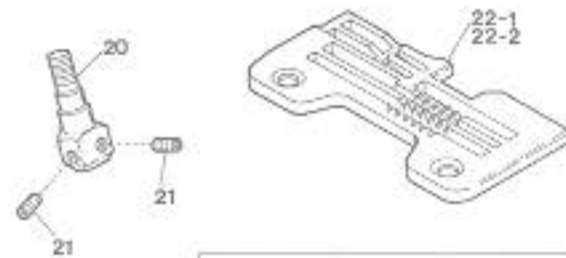
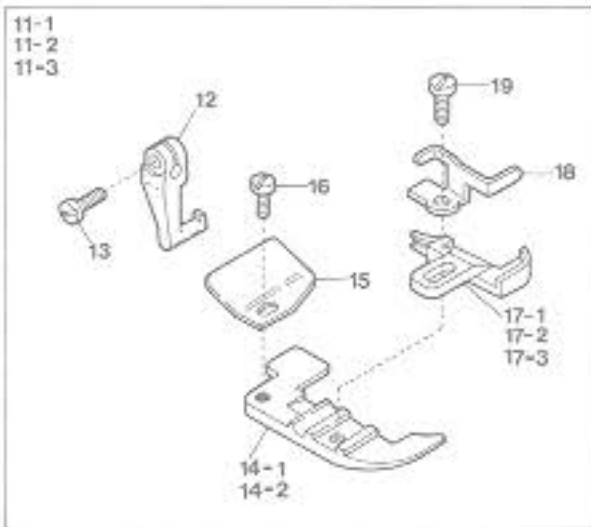
AZ8019H-A EXCLUSIVE PARTS

Ref. No.	Parts No.	Description	品名	Amt. Req.
1	2107177	Presser Foot, Complete Set(05)	押エ(組)	1
2	0024100	Presser Foot Hinge	押エヒンジ	1
3	004351	Screw(9/64-40×7)	止ネジ	1
4	2107178	Presser Foot(Lower)	押エ(下)	1
5	2107179	Presser Foot Stitch Tongue(05)	爪	1
6	2107162	Presser Foot Hinge Spring	押エヒンジバネ	1
7	005036	Screw(1/8-44×5.6)	止ネジ	2
8	2107180	Presser Foot Chain Shield	空糸押エ	1
9	004237	Screw(3/32-56×2.6)	止ネジ	1
10	2108107	Stitch Plate	針板	1
11	2109046	Main Feed Dog, Complete Set	後送り(組)	1
12	2109047	Main Feed Dog	後送り	1
13	2109048	Main Feed Dog Positioner	後送り位置決メ片	1
14	004139	Screw(3/32-56×3)	止ネジ	1
15	004182	Screw(3/32-56×2.5)	止ネジ	1
16	2109045	Differential Feed Dog	前送り	1
17	2109049	Auxiliary Feed Dog	小送り	1

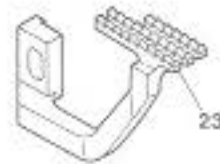
AZ8020H-A



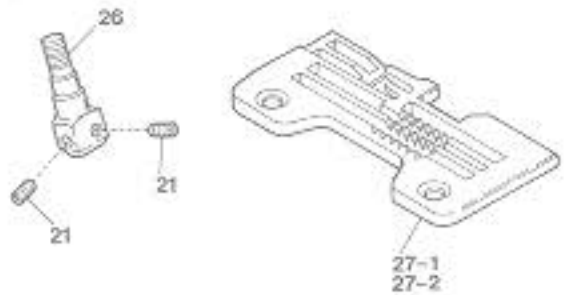
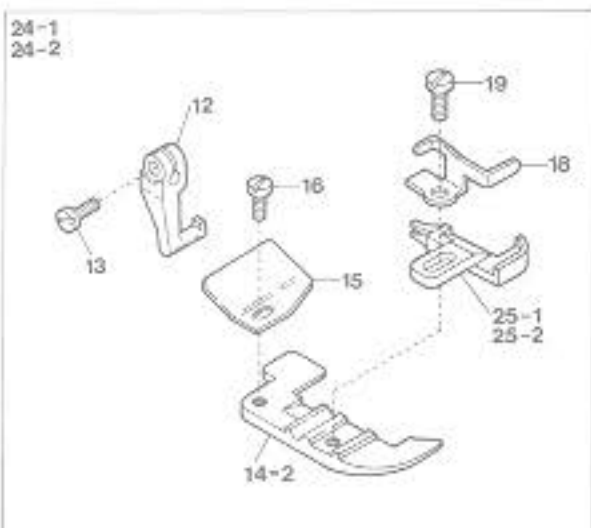
AZ8020H-Y4-A, Y5-A, Y6-A



Y6-A Only



AZ8020H-X4-A, X5-A

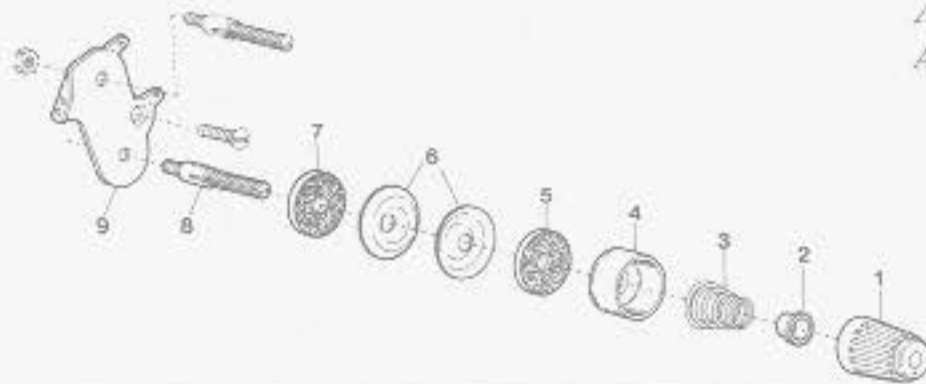


AZ8020H-Y-A, X-A EXCLUSIVE PARTS

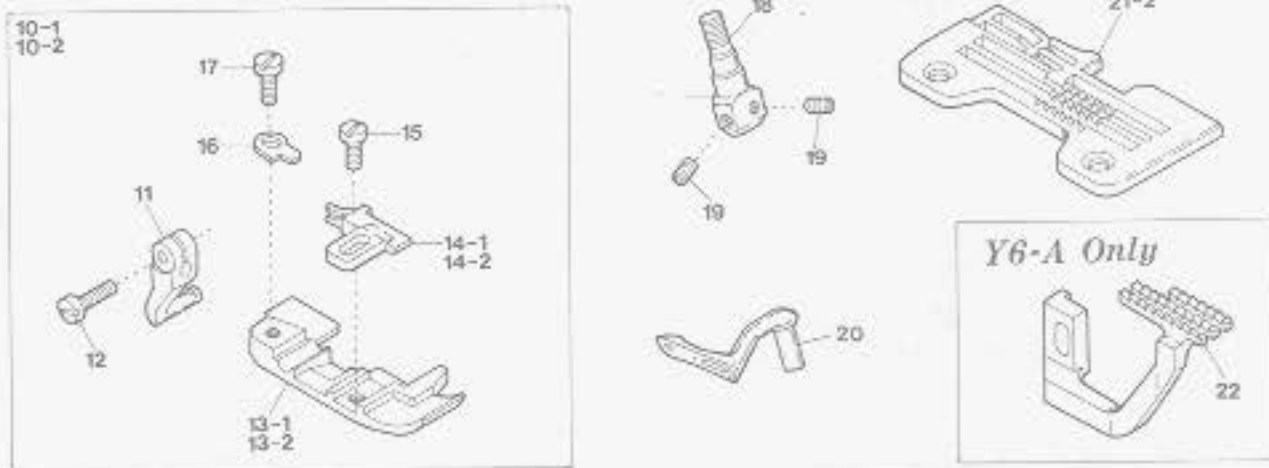
Ref. No.	Parts No.	Description	品名	Amt. Req.
1	0024084	Thread Tension Spring Cap	糸調子バネキャップ(上)	1
2	0024083	Tension Spring Bushing	糸調子ナット回り止メ	1
3	0032971	Needle Thread Tension Spring	針糸調子バネ	1
4	0020118	Thread Tension Spring Retainer	糸調子バネキャップ(下)	1
5	000178	Felt	フェルト	1
6	0031111	Tension Disc	糸調子皿	2
7	000177	Felt	フェルト	1
8	004265	Tension Post (Short)	糸調子棒(短)	1
9	2100074	Tension Disc Eyelet (Large)	調子台糸道(大)	1
10	2109322	Upper Loper (for Needle Size #9~14)	上ルーバ(針番手 #9~14用)	1
11-1	2117012	Presser Foot, Complete Set (Y4)	押エ(組)	1
11-2	2107310	" " (Y5)	"	1
11-3	2107311	" " (Y6)	"	1
12	0024100	Presser Foot Hinge	押エヒンジ	1
13	004351	Screw (9/64-40x7)	止ネジ	1
14-1	2117000	Presser Foot (Lower) (Y4)	押エ(下)	1
14-2	2107280	" " (Y5, Y6, X4, X5)	"	1
15	0034535	Presser Foot Chain Shield	空糸押エ	1
16	004237	Screw (3/32-56x2.6)	止ネジ	1
17-1	2117011	Presser Foot Stitch Tongue (Y4)	爪	1
17-2	2107230	" " (Y5)	"	1
17-3	2107231	" " (Y6)	"	1
18	2107162	Presser Foot Hinge Spring	押エヒンジバネ	1
19	005036	Screw (1/8-44x5.6)	止ネジ	1
20	2109101	Needle Clamp (Y)	針止メ	1
21	003637	Screw (1/8-44x2.5)	止ネジ	2
22-1	2108120	Stitch Plate (Y4)	針板	1
22-2	2108004	" (Y5)	"	1
22-3	2108005	" (Y6)	"	1
23	2109009	Differential Feed Dog (Y6 Only)	前送り (Y6のみ)	1
24-1	2107312	Presser Foot, Complete Set (X4)	押エ(組)	1
24-2	2107313	" " (X5)	"	1
25-1	2107232	Presser Foot Stitch Tongue (X4)	爪	1
25-2	2107233	" " (X5)	"	1
26	2109102	Needle Clamp (X)	針止メ	1
27-1	2108006	Stitch Plate (X4)	針板	1
27-2	2108014	" (X5)	"	1

サブモデル専用部品

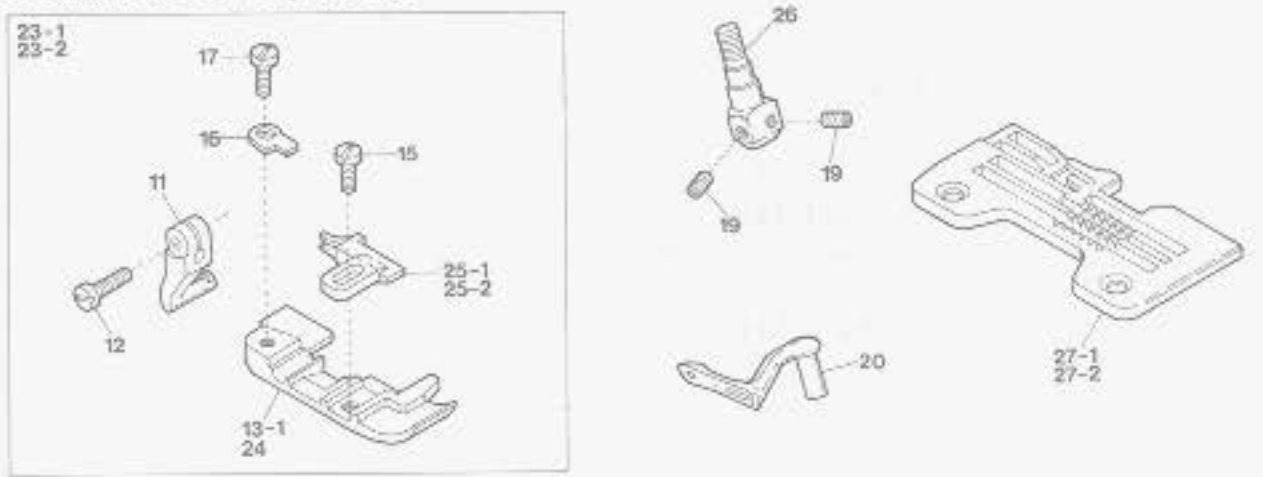
AZ8020H-A3
AZ8020H-A54



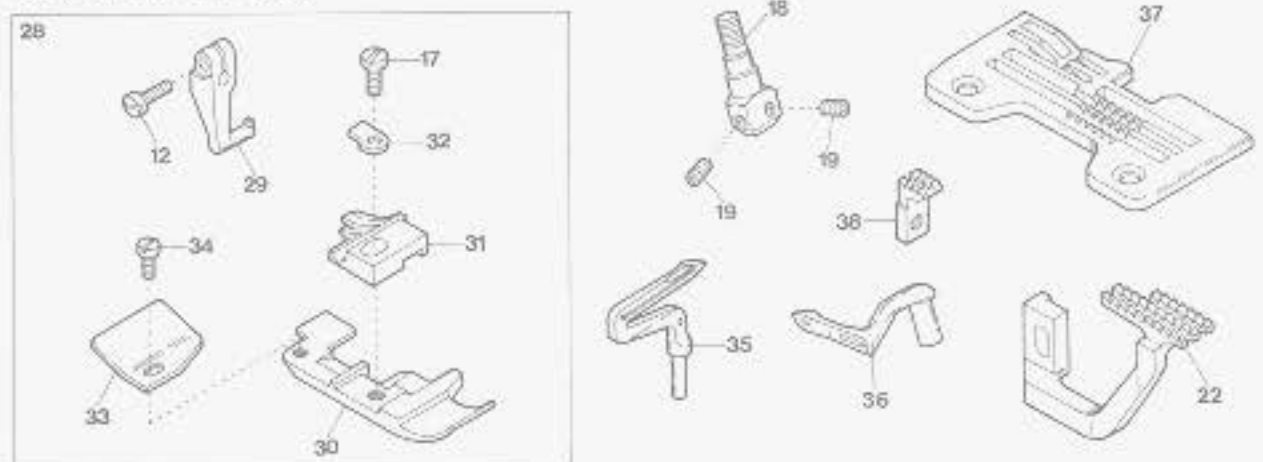
AZ8020H-Y5-A3, Y6-A3



AZ8020H-X4-A3, X5-A3



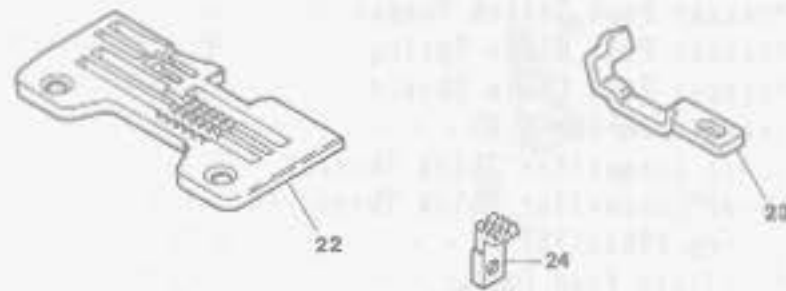
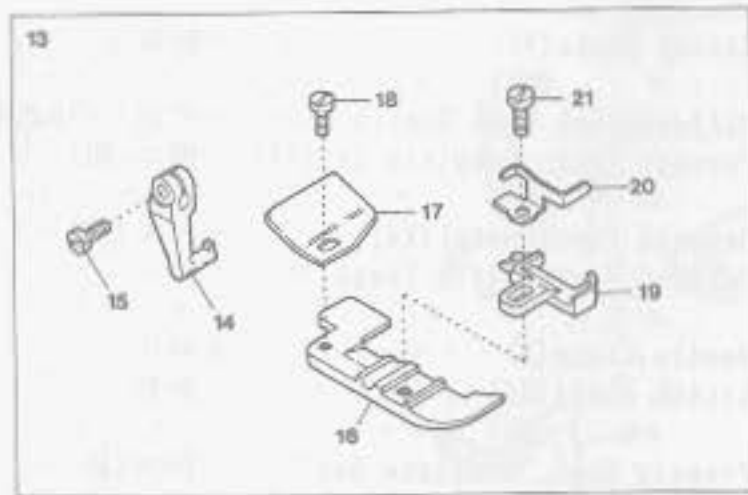
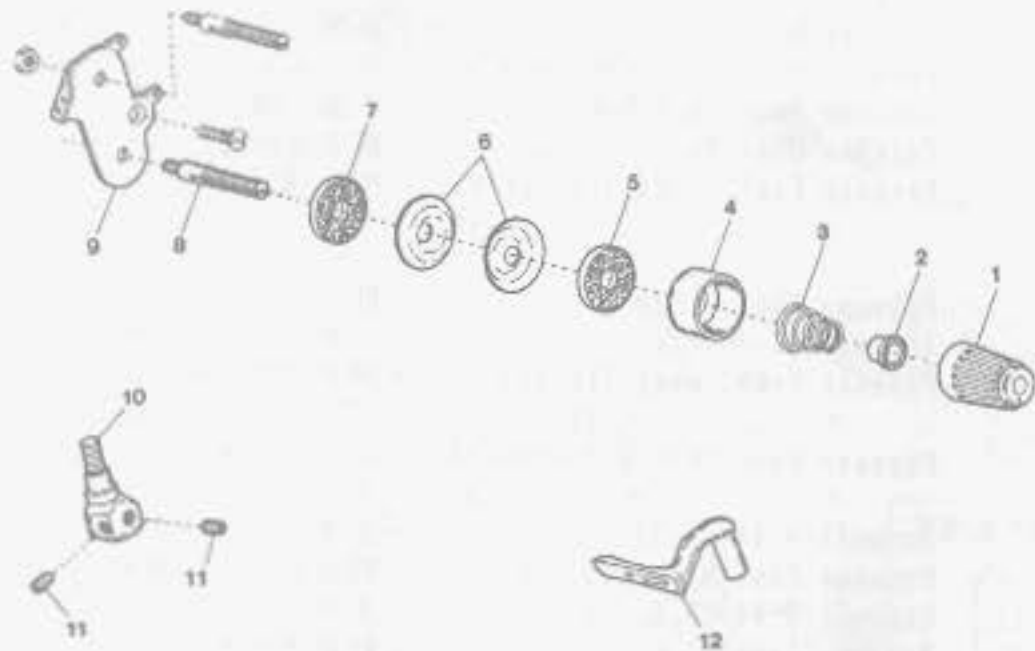
AZ8020H-Y6-A54



AZ8020H-A3, 8020H-A54 EXCLUSIVE PARTS

Ref. No.	Parts No.	Description	品名	34 Amt. Req.
1	0024084	Thread Tension Spring Cap	糸調子バネキャップ(上)	1
2	0024083	Tension Spring Bushing	糸調子ナット回り止メ	1
3	0032971	Needle Thread Tension Spring	針糸調子バネ	1
4	0020118	Thread Tension Spring Retainer	糸調子バネキャップ(下)	1
5	000178	Felt	フェルト	1
6	0031111	Tension Disc	糸調子皿	2
7	000177	Felt	フェルト	1
8	004265	Tension Post(Short)	糸調子棒(短)	1
9	2100074	Tension Disc Eyelet(Large)	調子台糸道(大)	1
10-1	2107356	Presser Foot, Complete Set(Y5)	押エ(組)	1
10-2	2107357	" " (Y6)	"	1
11	0024420	Presser Foot Hinge	押エヒンジ	1
12	004351	Screw(9/64-40×7)	止ネジ	1
13-1	2107037	Presser Foot(Lower)(Y5, X5)	押エ(下)	1
13-2	0024425	" " (Y6)	"	1
14-1	2107011	Presser Foot Stitch Tongue(Y5)	爪	1
14-2	2107019	" " (Y6)	"	1
15	009730	Screw(1/8-44×5.3)	止ネジ	1
16	0024421	Presser Foot Hinge Spring	押エヒンジバネ	1
17	005036	Screw(1/8-44×5.6)	止ネジ	1
18	2109101	Needle Clamp(Y)	針止メ	1
19	003637	Screw(1/8-44×2.5)	止ネジ	2
20	2109322	Upper Loper(for Needle Size #9~14) 上ルーパ(針番手 #9~14用)		1
21-1	2108004	Stitch Plate(Y5)	針板	1
21-2	2108005	" (Y6)	"	1
22	2109009	Differential Feed Dog(Y6 Only)	前送り(Y6のみ)	1
23-1	2107354	Presser Foot, Complete Set(X4)	押エ(組)	1
23-2	2107355	" " (X5)	"	1
24	0024422	Presser Foot(Lower)(X4)	押エ(下)	1
25-1	2107017	Presser Foot Stitch Tongue(X4)	爪	1
25-2	2107023	" " (X5)	"	1
26	2109102	Needle Clamp(X)	針止メ	1
27-1	2108006	Stitch Plate(X4)	針板	1
27-2	2108014	" (X5)	"	1
28	2107044	Presser Foot, Complete Set(Y6)	押エ(組)	1
29	0024100	Presser Foot Hinge	押エヒンジ	1
30	2107039	Presser Foot(Lower)	押エ(下)	1
31	2107042	Presser Foot Stitch Tongue(Y6)	爪	1
32	0021005	Presser Foot Hinge Spring	押エヒンジバネ	1
33	0034535	Presser Foot Chain Shield	空糸押エ	1
34	004237	Screw(3/32-56×2.6)	止ネジ	1
35	2109331	Lower Loper(for Thick Thread)	下ルーパ(太糸用)	1
36	2109326	Upper Loper(for Thick Thread)(#9~14) 上ルーパ(太糸)(#9~14)		1
37	2108021	Stitch Plate(Y6)	針板	1
38	2109052	Auxiliary Feed Dog	小送り	1

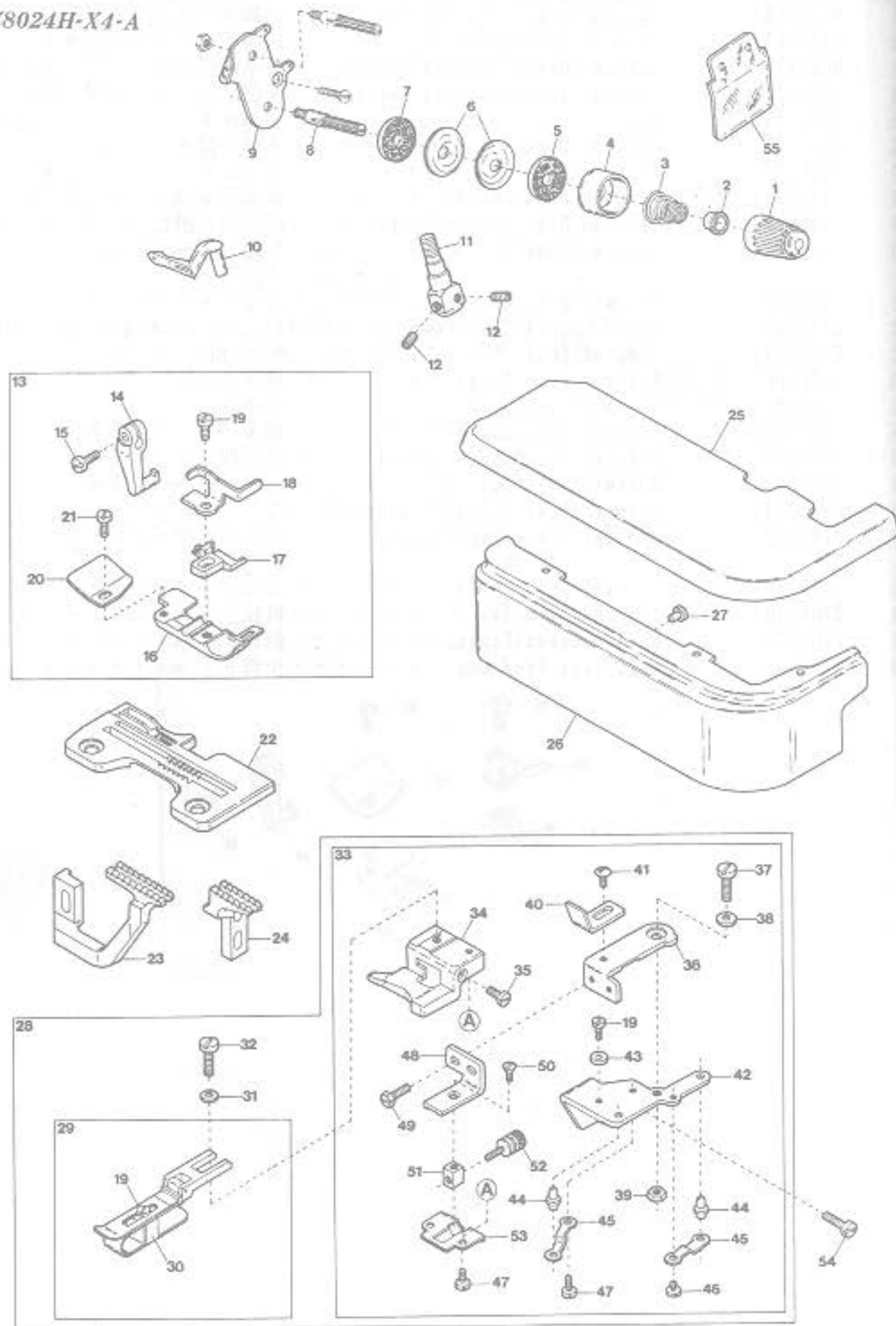
AZ8021H-A6-A



AZ8021H-A-A EXCLUSIVE PARTS

Ref. No.	Parts No.	Description	品名	Amt. Req.
1	0024084	Thread Tension Spring Cap	糸調子バネキャップ(上)	1
2	0024083	Tension Spring Bushing	糸調子ナット回り止め	1
3	0032971	Needle Thread Tension Spring	針糸調子バネ	1
4	0020118	Thread Tension Spring Retainer	糸調子バネキャップ(下)	1
5	000178	Felt	フェルト	1
6	0031111	Tension Disc	糸調子皿	2
7	000177	Felt	フェルト	1
8	004265	Tension Post (Short)	糸調子棒(短)	1
9	2100074	Tension Disc Eyelet (Large)	調子台糸道(大)	1
10	2109124	Needle Clamp(A)	針止め	1
11	003637	Screw(1/8-44x2.5)	止ネジ	2
12	2109341	Upper Looper(for Needle Size #9~14)	上ルーパー(針番手 #9~14用)	1
13	2107314	Presser Foot, Complete Set(A6)	押エ(組)	1
14	0024100	Presser Foot Hinge	押エヒンジ	1
15	004351	Screw(9/64-40x7)	止ネジ	1
16	2107282	Presser Foot (Lower)	押エ(下)	1
17	0034535	Presser Foot Chain Shield	空糸押エ	1
18	004237	Screw(3/32-56x2.6)	止ネジ	1
19	2107234	Presser Foot Stitch Tongue(A6)	爪	1
20	2107162	Presser Foot Hinge Spring	押エヒンジバネ	1
21	005036	Screw(1/8-44x5.6)	止ネジ	1
22	2108030	Stitch Plate(A6)	針板	1
23	2109202	Needle Guard(Front)	針受ケ(前)	1
24	2109052	Auxiliary Feed Dog	小送り	1

AZ8024H-X4-A

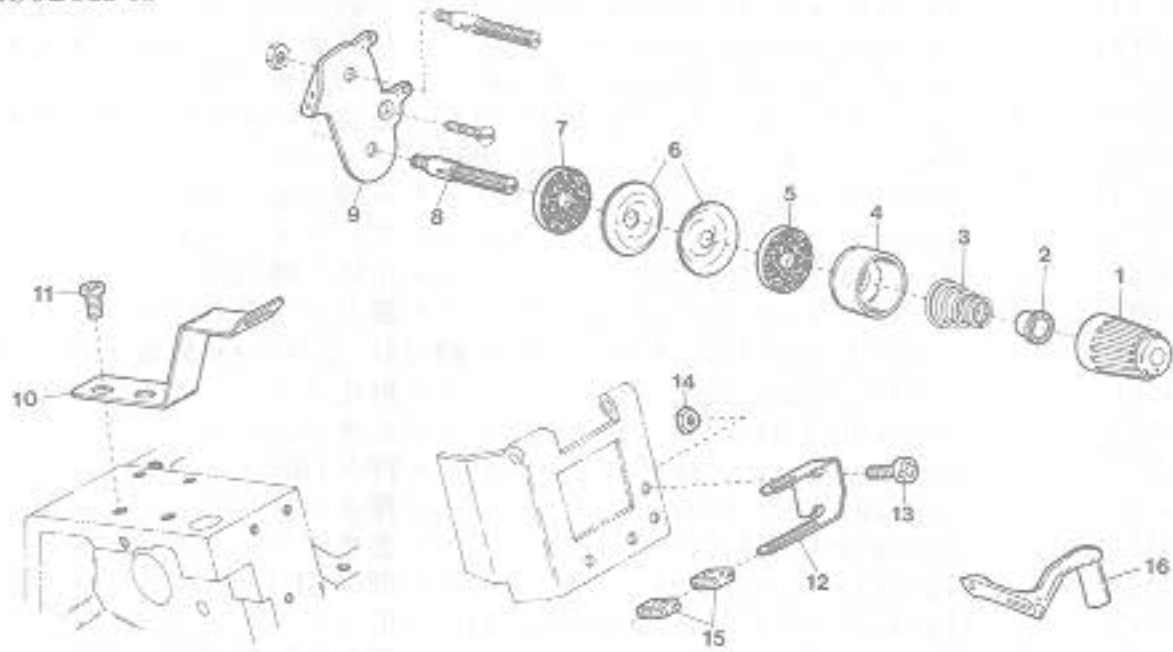


AZ8024H-X-A EXCLUSIVE PARTS

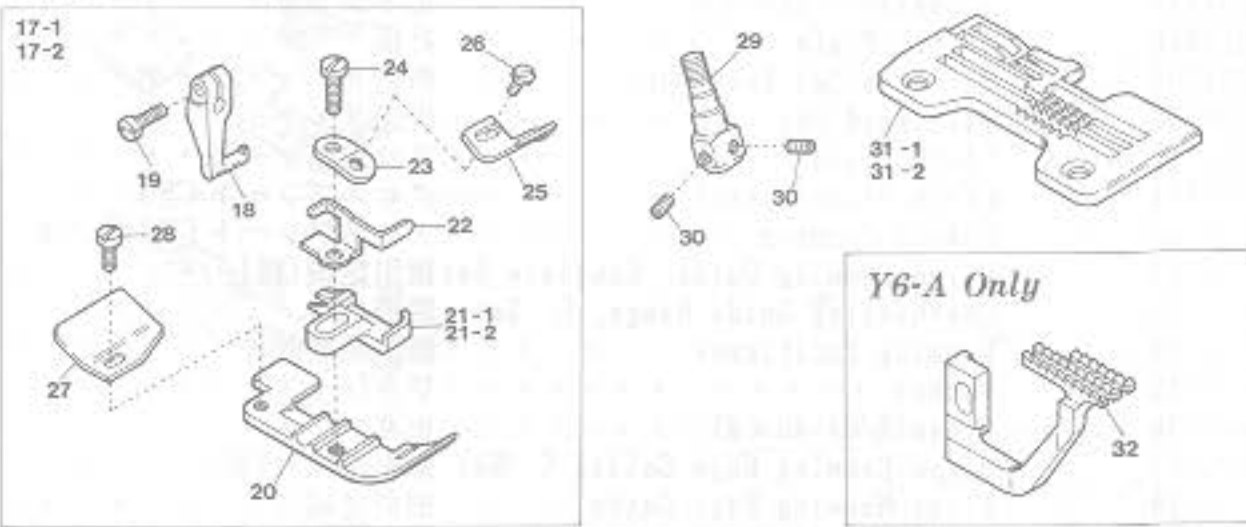
Ref. No.	Parts No.	Description	品名	Amt. Req.
1	0024084	Thread Tension Spring Cap	糸調子バネキャップ(上)	1
2	0024083	Tension Spring Bushing	糸調子ナット回り止メ	1
3	0032971	Needle Thread Tension Spring	針糸調子バネ	1
4	0020118	Thread Tension Spring Retainer	糸調子バネキャップ(下)	1
5	000178	Felt	フェルト	1
6	0031111	Tension Disc	糸調子皿	2
7	000177	Felt	フェルト	1
8	004265	Tension Post (Short)	糸調子棒(短)	1
9	2100074	Tension Disc Eyelet (Large)	調子台糸道(大)	1
10	2109322	Upper Looper (for Needle Size #9-14)	上ルーパ(針番手#9~14用)	1
11	2109102	Needle Clamp (X)	針止メ	1
12	003637	Screw (1/8-44x2.5)	止ネジ	2
13	2107377	Presser Foot, Complete Set (X4)	押エ(組)	1
14	0024100	Presser Foot Hinge	押エヒンジ	1
15	004351	Screw (9/64-40x7)	止ネジ	1
16	2107291	Presser Foot (Lower)	押エ(下)	1
17	2107248	Presser Foot Stitch Tongue (X4)	爪	1
18	2107162	Presser Foot Hinge Spring	押エヒンジバネ	1
19	005036	Screw (1/8-44x5.6)	止ネジ	3
20	0034535	Presser Foot Chain Shield	空糸押エ	1
21	004237	Screw (3/32-56x2.6)	止ネジ	1
22	2108068	Stitch Plate	針板	1
23	2109000	Differential Feed Dog	前送り	1
24	2109001	Main Feed Dog	後送り	1
25	2100050	Cloth Plate	クロスプレート	1
26	2100051	Cloth Plate (Lower)	クロスプレート(下)	1
27	2100052	Rubber Cushion	クロスプレート(下)埋メ座	1
28	2101027	Blind-Hemming Guide, Complete Set	裾引定規(組)	1
29	2101026	Overhanging Guide Hinge, C. Set	定規(組)	1
30	0034867	Hemming Positioner	裾引幅調節片	1
31	000533	Washer	ワッシャ	1
32	007006	Screw (9/64-40x4)	止ネジ	1
33	2101021	Blind-Hemming Edge Guide, C. Set	裾引定規台(組)	1
34	2101020	Blind-Hemming Edge Guide	裾引定規台	1
35	009624	Screw (1/8-44x5.3)	止ネジ	1
36	0022445	Swing-out Lever	スイングアウトレバー	1
37	004150	Screw (11/64-40x5.2)	止ネジ	1
38	000172	Conical Spring Washer	皿バネワッシャ	1
39	000334	Nut	ナット	1
40	0022446	Overhanging Guide Hinge Stop	定規ストッパ	1
41	001330	Screw (9/64-40x3.8)	止ネジ	1
42	0022447	Swing-out Lever Holder	スイングアウトレバー取付台	1
43	0022448	Swing-out Lever Stop	スイングアウトレバーストッパ	1
44	0022435	Edge Guide Positioning Pin	定規固定ピン	2
45	0022436	Positioning Pin Holder Spring	定規固定ピン押エバネ	2
46	001225	Screw (1/8-44x2.8)	止ネジ	1
47	001196	Screw (1/8-44x6)	止ネジ	3
48	2101022	Edge Guide Adjusting Holder	裾引調節台	1
49	004106	Screw (9/64-40x6.5)	止ネジ	2
50	007619	Screw (9/64-40x6.3)	止ネジ	1
51	0022443	Adjusting Screw Guide Piece	調節ネジガイド	1
52	006444	Adjusting Screw (1/8-44x12.9)	調節ネジ	1
53	0022444	Edge Guide Adjusting Holder Cover	裾引調節台蓋	1
54	000000	Screw (M4-0.7x10)	止ネジ	2
55	2100027	Safety Plate	アイガード	1

サブモデル専用部品

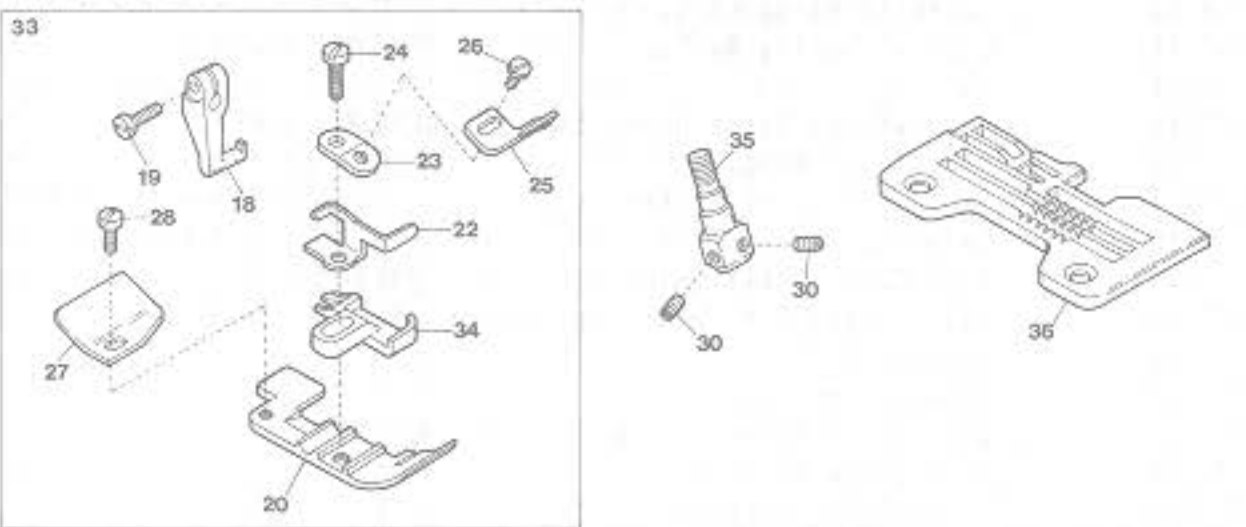
AZ8025H-A



AZ8025H-Y5-A, Y6-A



AZ8025H-X4-A

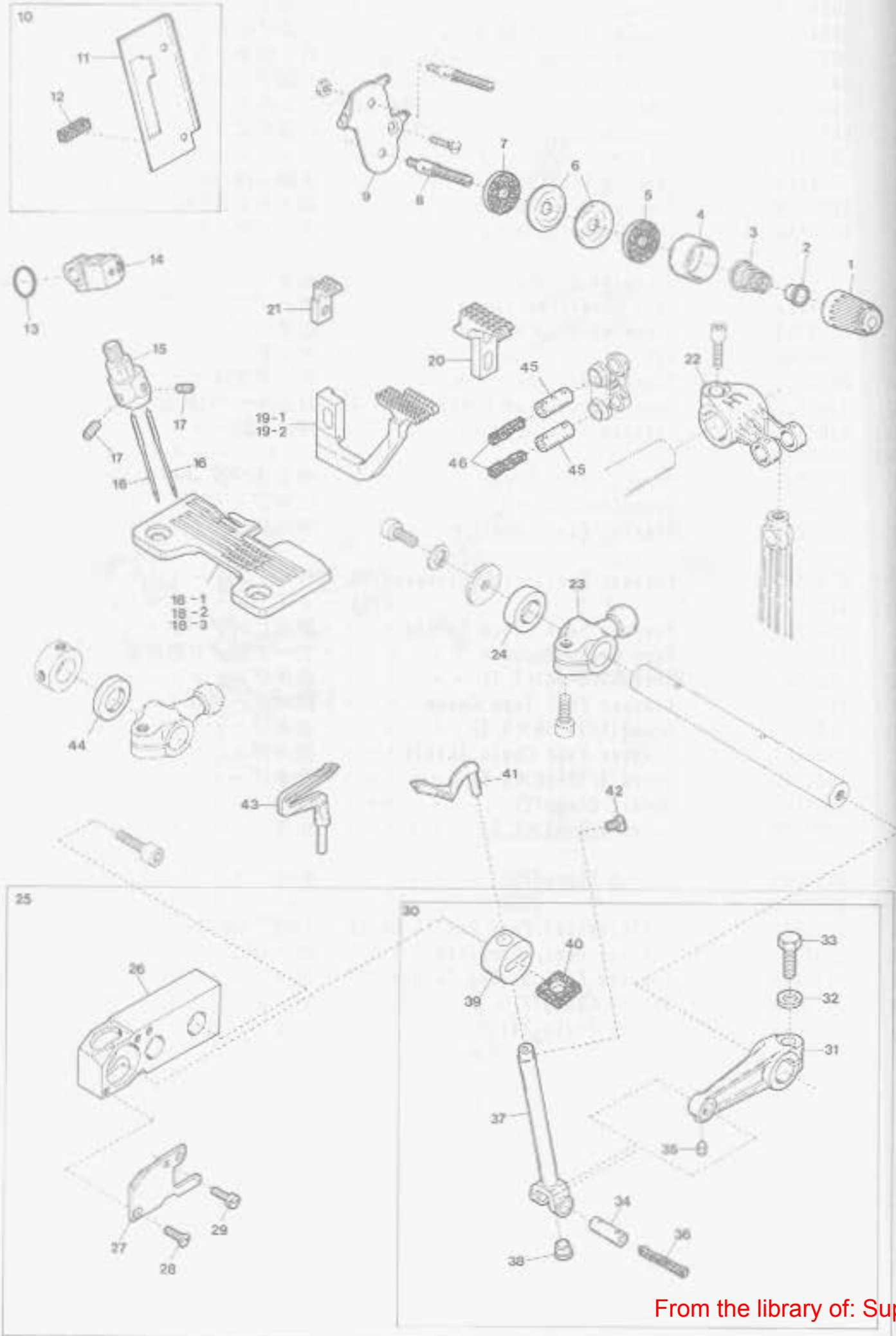


AZ8025H-Y-A, X-A EXCLUSIVE PARTS

サブモデル専用部品

Ref. No.	Parts No.	Description	品名	Amt. Req.
1	0024084	Thread Tension Spring Cap	糸調子バネキャップ(上)	1
2	0024083	Tension Spring Bushing	糸調子ナット回り止め	1
3	0032971	Needle Thread Tension Spring	針糸調子バネ	1
4	0020118	Thread Tension Spring Retainer	糸調子バネキャップ(下)	1
5	000178	Felt	フェルト	1
6	0031111	Tension Disc	糸調子皿	2
7	000177	Felt	フェルト	1
8	004265	Tension Post (Short)	糸調子棒(短)	1
9	2100074	Tension Disc Eyelet (Large)	調子台糸道(大)	1
10	0024130	Tape Guide (Upper)	テープガイド(上)	1
11	110012	Screw (M4-0.7x5)	止ネジ	2
12	0024129	Tape Guide (Lower)	テープガイド(下)	1
13	110013	Screw (M4-0.7x8)	止ネジ	2
14	100001	Nut	ナット	2
15	0033738	Tape Guide Tube	テープ支エ	2
16	2109322	Upper Looper (for Needle Size #9~14)	上ルーバ(針番手 #9~14用)	1
17-1	2107332	Presser Foot, Complete Set (Y5)	押エ(組)	1
17-2	2107333	" " (Y6)	"	1
18	0024100	Presser Foot Hinge	押エヒンジ	1
19	004351	Screw (9/64-40x7)	止ネジ	1
20	2107284	Presser Foot (Lower)	押エ(下)	1
21-1	2107240	Presser Foot Stitch Tongue (Y5)	爪	1
21-2	2107241	" " (Y6)	"	1
22	2107162	Presser Foot Hinge Spring	押エヒンジバネ	1
23	2107173	Tape Guide Support	テープガイド取付板	1
24	210005	Screw (1/8-44x7.1)	止ネジ	1
25	2107174	Presser Foot Tape Guide	押エテープガイド	1
26	001228	Screw (3/32-56x3.2)	止ネジ	1
27	0034535	Presser Foot Chain Shield	空糸押エ	1
28	004237	Screw (3/32-56x2.6)	止ネジ	1
29	2109101	Needle Clamp (Y)	針止め	1
30	003637	Screw (1/8-44x2.5)	止ネジ	2
31-1	2108004	Stitch Plate (Y5)	針板	1
31-2	2108005	" (Y6)	"	1
32	2109009	Differential Feed Dog (Y6 Only)	前送り (Y6のみ)	1
33	2107703	Presser Foot, Complete Set (X4)	押エ(組)	1
34	2107238	Presser Foot Stitch Tongue (X4)	爪	1
35	2109102	Needle Clamp (X)	針止め	1
36	2108006	Stitch Plate (X4)	針板	1

AZ8032H-A, 8035H-A(1)

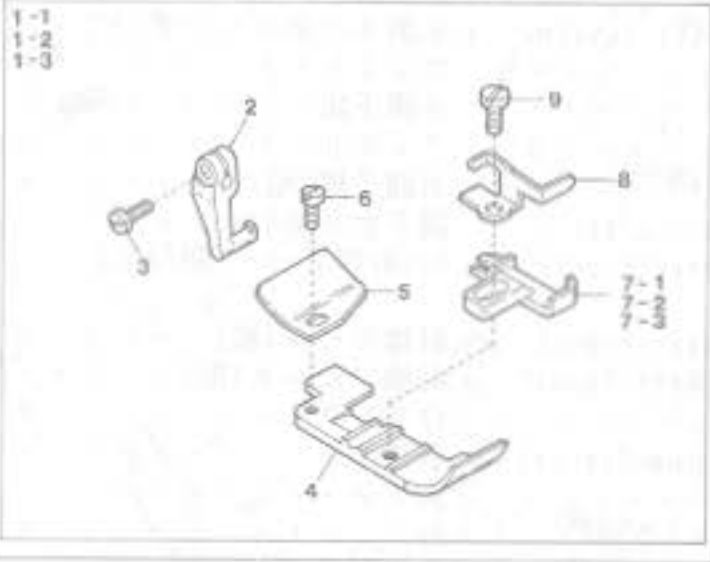


AZ8032H-A, 8035H-A EXCLUSIVE PARTS(1)

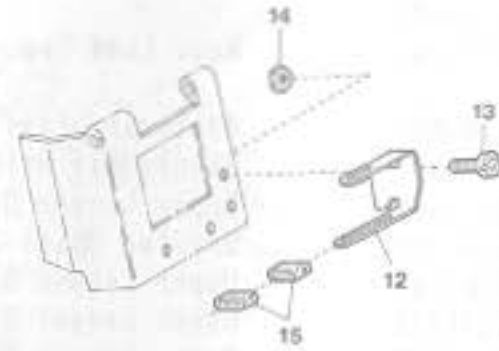
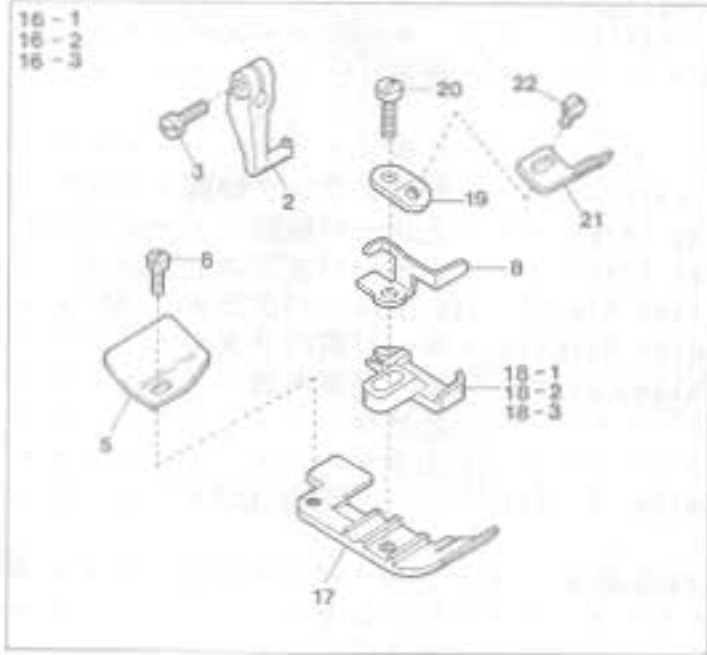
サブモデル専用部品(1)

Ref. No.	Parts No.	Description	品名	Amt. Req.
1	0024084	Thread Tension Spring Cap	糸調子バネキャップ(上)	1
2	0024083	Tension Spring Bushing	糸調子ナット回り止め	1
3	0032971	Needle Thread Tension Spring	針糸調子バネ	1
4	0020118	Thread Tension Spring Retainer	糸調子バネキャップ(下)	1
5	000178	Felt	フェルト	1
6	0031111	Tension Disc	糸調子皿	2
7	000177	Felt	フェルト	1
8	004265	Tension Post (Short)	糸調子棒(短)	1
9	2100074	Tension Disc Eyelet (Large)	調子台糸道(大)	1
10	2101431	Connecting Link Cover (Front), C. Set	針棒カバー(前)(組)	1
11	2101432	Connecting Link Cover (Front)	針棒カバー(前)	1
12	2101433	Needle Bar Oiling Felt (Front)	針棒フェルト(前)	1
13	0020472	O-ring (P6)	Oリング	1
14	2101407	Needle Bar Connecting Bracket	針棒抱キ	1
15	2109108	Needle Clamp (Y)	針止め	1
16	---	Needle (System: DC×27)	針	2
17	003637	Screw (1/8-44×2.5)	止ネジ	2
18-1	2108062	Stitch Plate (Y5)	針板	1
18-2	2108063	" (Y6)	"	1
18-3	2108064	" (Y7)	"	1
19-1	2109084	Differential Feed Dog (Y5, Y6)	前送り	1
19-2	2109085	" " (Y7)	"	1
20	2109086	Main Feed Dog	後送り	1
21	2109052	Auxiliary Feed Dog	小送り	1
22	2100946	Needle Bar Driving Lever	針棒クランク軸腕	1
23	2101141	Upper Looper Driving Lever	上ルーパ軸腕	1
24	2100906	Driving Shaft Thrust Ring	上ルーパスラストリング	1
25	2100881	Upper Looper Bar Crank Arm, C. Set	上ルーパクランク(組)	1
26	2100226	Upper Looper Bar Guide Bushing	ルーパ案内メタル	1
27	2100227	Upper Looper Bar Guide Cover	ルーパ案内蓋	1
28	130001	Screw (M2.5-0.45×6)	止ネジ	1
29	110071	Screw (M2.5-0.45×6)	止ネジ	1
30	2100885	Upper Looper Bar Guide, C. Set	ルーパ案内(組)	1
31	2101089	Upper Looper Bar Crank Arm	上ルーパクランク	1
32	300008	Washer	ワッシャ	1
33	140004	Screw (M6-1×16)	止ネジ	1
34	2100176	Upper Looper Bar Crank Arm Pin	上ルーパクランクピン	1
35	160002	Screw (M4-0.7×5)	止ネジ	1
36	310048	Oil Wick	油芯	1
37	2100667	Upper Looper Bar	ルーパ棒	1
38	330011	Seal Plug	詰栓	1
39	2100892	Upper Looper Bar Guide	ルーパ案内	1
40	310065	Oiling Felt	フェルト	2
41	2109342	Upper Looper (for Needle Size #11-14)	上ルーパ(針番手#11~14用)	1
42	210009	Screw (1/8-44×3.2)	止ネジ	1
43	2109348	Lower Looper	下ルーパ	1
44	2100905	Lower Looper Driving Shaft Thrust Ring	下ルーパスラストリング	1
45	2100620	Needle Bar Connecting Link Pin	針棒リンクピン	2
		Oil Wick	油芯	2

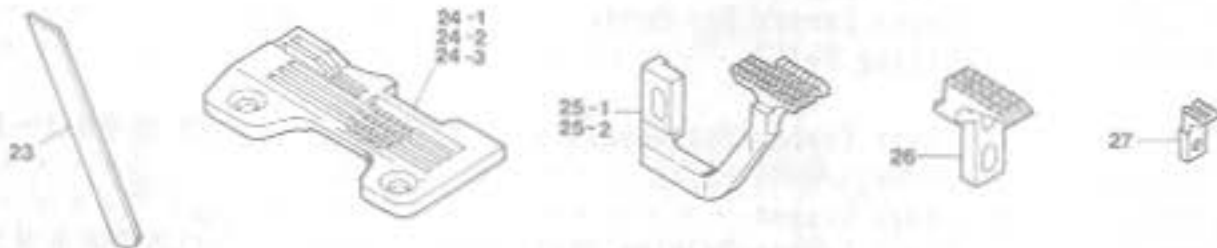
AZ8032H-A (2)



AZ8035H-A (2)

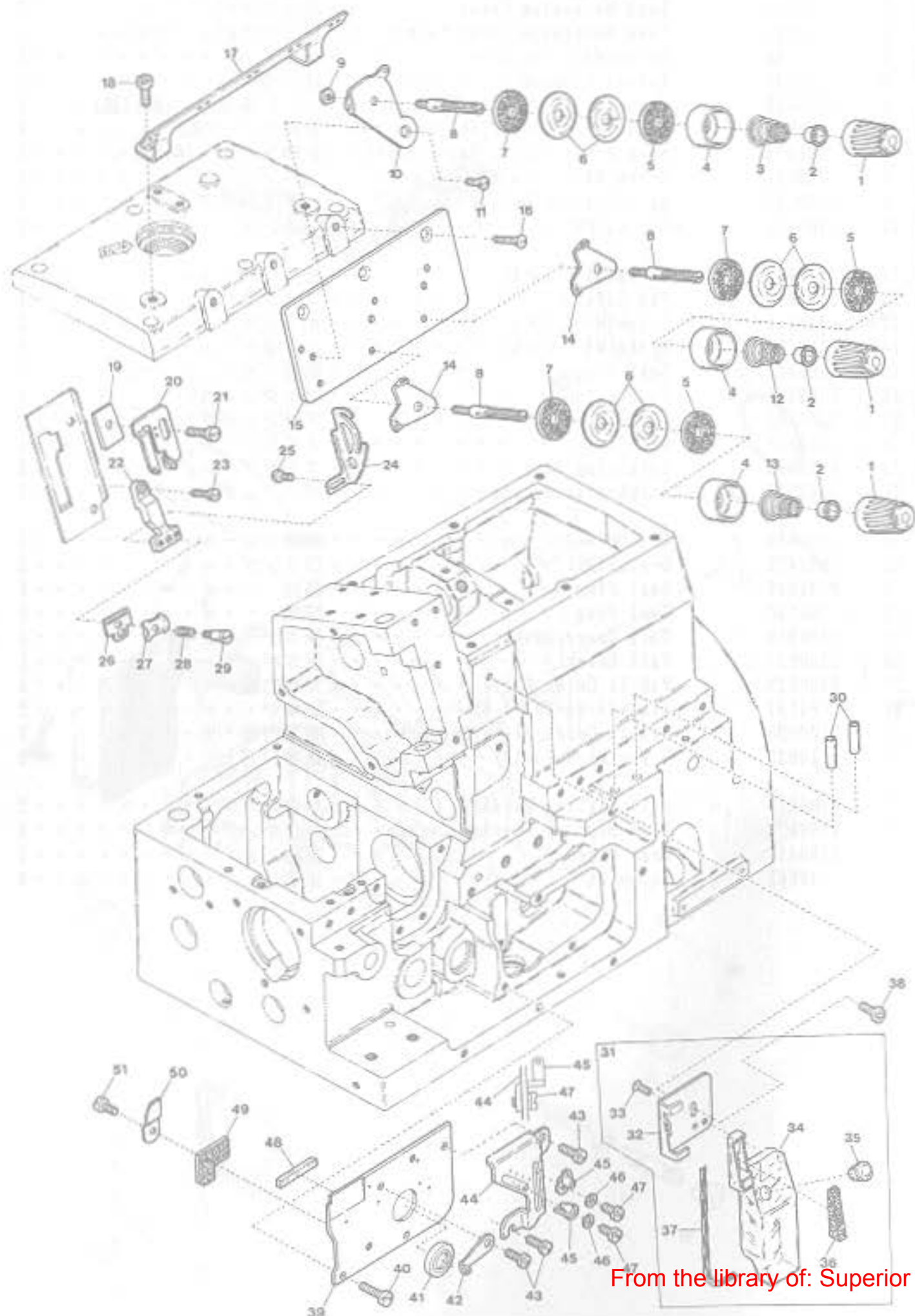


EXTRA PARTS



AZ8032H-A, 8035H-A EXCLUSIVE PARTS(2)

Ref. No	Parts No	Description	品名	Amt. Req.
1-1	2107347	Presser Foot, Complete Set (Y5)	押エ(組)	1
1-2	2107348	" " (Y6)	"	1
1-3	2107349	" " (Y7)	"	1
2	0024100	Presser Foot Hinge	押エヒンジ	1
3	004351	Screw (9/64-40×7)	止ネジ	1
4	2107289	Presser Foot (Lower)	押エ(下)	1
5	0034535	Presser Foot Chain Shield	空糸押エ	1
6	004237	Screw (3/32-56×2.6)	止ネジ	1
7-1	2107244	Presser Foot Stitch Tongue (Y5)	爪	1
7-2	2107245	" " (Y6)	"	1
7-3	2107246	" " (Y7)	"	1
8	2107162	Presser Foot Hinge Spring	押エヒンジバネ	1
9	005036	Screw (1/8-44×5.6)	止ネジ	1
10	0024130	Tape Guide (Upper)	テープガイド(上)	1
11	110012	Screw (M4-0.7×5)	止ネジ	2
12	0024129	Tape Guide (Lower)	テープガイド(下)	1
13	110013	Screw (M4-0.7×8)	止ネジ	2
14	100001	Nut	ナット	2
15	0033738	Tape Guide Tube	テープ支エ	2
16-1	2107332	Presser Foot, Complete Set (Y5)	押エ(組)	1
16-2	2107333	" " (Y6)	"	1
16-3	2107334	" " (Y7)	"	1
17	2107284	Presser Foot (Lower)	押エ(下)	1
18-1	2107240	Presser Foot Stitch Tongue (Y5)	爪	1
18-2	2107241	" " (Y6)	"	1
18-3	2107242	" " (Y7)	"	1
19	2107173	Tape Guide Support	テープガイド取付板	1
20	210005	Screw (1/8-44×7.1)	止ネジ	1
21	2107174	Presser Foot Tape Guide	押エテープガイド	1
22	001228	Screw (3/32-56×3.2)	止ネジ	1
23	2101091	Lower Knife	下メス	1
24-1	2108043	Stitch Plate (Y5)	針板	1
24-2	2108044	" (Y6)	"	1
24-3	2108045	" (Y7)	"	1
25-1	2109033	Differential Feed Dog (Y5)	前送り	1
25-2	2109030	" " (Y6, Y7)	"	1
26	2109031	Main Feed Dog	後送り	1
27	2109032	Auxiliary Feed Dog	小送り	1

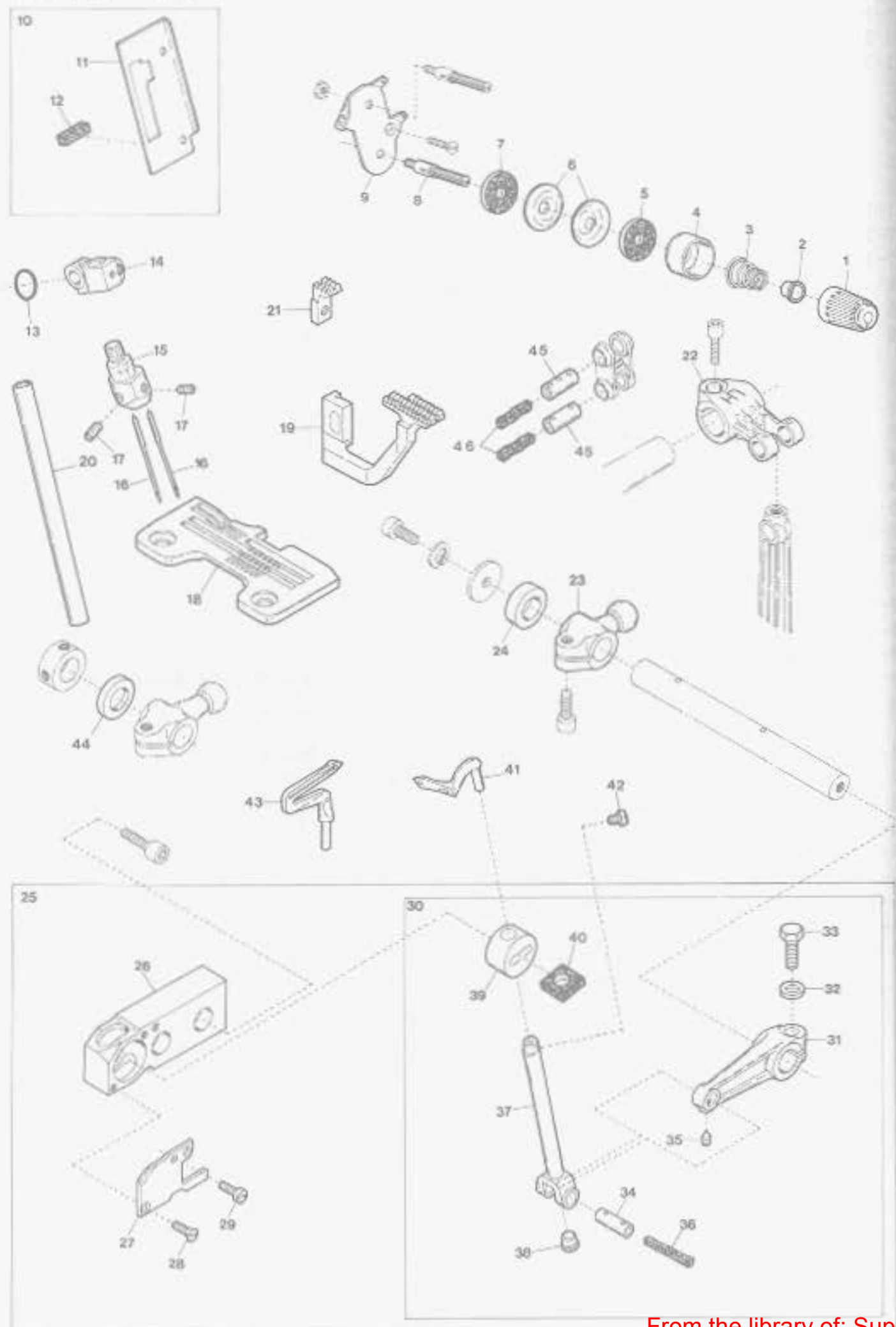


MISCELLANEOUS THREAD EYELETS

糸道関係

Ref. No.	Parts No.	Description	品名	Amt. Req.
1	0024084	Thread Tension Spring Cap	糸調子バネキャップ(上)	3
2	0024083	Tension Spring Bushing	糸調子ナット回り止メ	3
3	0024156	Needle Thread Tension Spring	針糸調子バネ	1
4	0020118	Thread Tension Spring Retainer	糸調子バネキャップ(下)	3
5	000178	Felt	フェルト	3
6	0031111	Tension Disc	糸調子皿	6
7	000177	Felt	フェルト	3
8	004265	Tension Post (Short)	糸調子棒(短)	3
9	000340	Nut	ナット	1
10	2100073	Tension Disc Eyelet for Needle Thread	針糸調子台糸道	1
11	001396	Screw(11/64-40×6.5)	止ネジ	1
12	0024157	Lower Looter Thread Tension Spring	下ルーバ糸調子バネ	1
13	0032952	Upper Looter Thread Tension Spring	上ルーバ糸調子バネ	1
14	0032962	Tension Disc Eyelet for Looter Thread	ルーバ糸調子台糸道	2
15	2100062	Tension Disc Eyelet Support	調子台糸道取付板	1
16	130007	Screw(M4-0.7×10)	止ネジ	3
17	2100063	Thread Guide Plate	糸案内板	1
18	110013	Screw(M4-0.7×8)	止ネジ	2
19	2100847	Spacer	スペーサ	1
20	2100846	Needle Thread Eyelet(Large)	針糸道(大)	1
21	007627	Screw(M4-0.7×6)	止ネジ	1
22	2100071	Needle Bar Thread Retainer Bracket	小調子台	1
23	110029	Screw(M3.5-0.6×6)	止ネジ	1
24	2100845	Needle Thread Pull-off	針糸繰り	1
25	001228	Screw(3/32-56×3.2)	止ネジ	2
26	2100592	Thread Retainer Plate Support	小調子板	1
27	0032425	Thread Retainer Plate	小調子皿	1
28	0020131	Thread Retainer Spring	小調子皿バネ	1
29	001095	Screw(1/8-44×8.5)	止ネジ	1
30	0022215	Looper Thread Pipe	糸道パイプ	2
31	2100070	SP Unit, Complete Set	S P 装置(組)	1
32	2100069	Oil Container Support	S P タンク取付板	1
33	007619	Screw(9/64-40×6.3)	止ネジ	2
34	0021124	Oil Container	S P タンク	1
35	2100922	Oil Container Plug	詰栓	1
36	310070	Felt	S P フェルト	1
37	000240	Oil Wick	油芯	1
38	110012	Screw(M4-0.7×8)	止ネジ	1
39	2100060	Looper Holder Cover	ルーバ台カバー	1
40	110009	Screw(M4-0.7×8)	止ネジ	2
41	0093303	Looper Driving Shaft Oil Seal	ルーバ軸オイルシール	1
42	2100853	Upper Looter Thread Eyelet	上ルーバ糸道	1
43	110035	Screw(M4-0.7×10)	止ネジ	3
44	2100848	Thread Eyelet Support	糸道取付板	1
45	2100849	Looper Thread Eyelet(Right)	ルーバ糸道(右)	2
46	000014	Washer	ワッシャ	2
47	110026	Screw(M3-0.5×6)	止ネジ	2
48	2100229	Looper Holder Cover Spacer(Rubber)	ルーバ台カバースペーサ	1
49	2100586	Looper Holder Cover Felt	ルーバ台カバーフェルト	1
50	2100524	Felt Clamp	フェルト押エ	1
51	110030	Screw(M3-0.5×2.6)	止ネジ	1

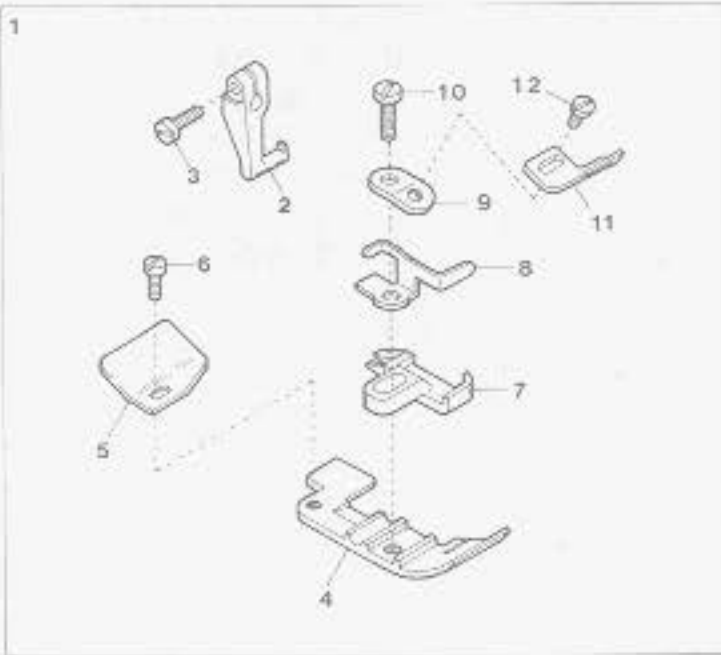
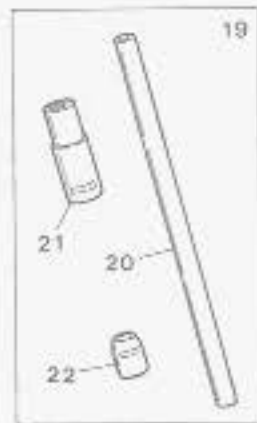
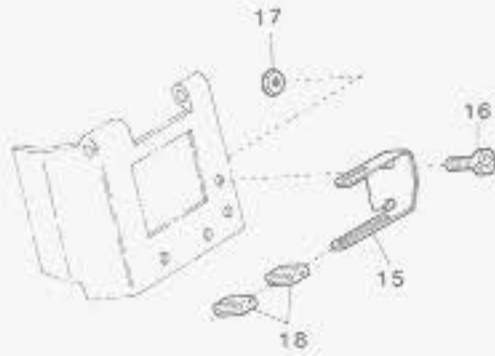
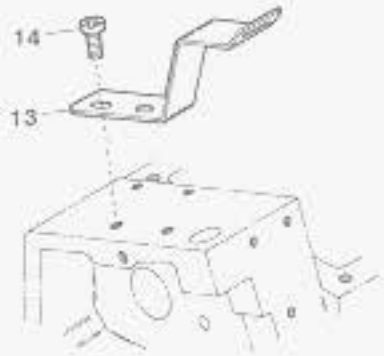
AZ8035H-A54 (1)



AZ8035H-A54 EXCLUSIVE PARTS(1)

Ref. No.	Parts No.	Description	品名	40 Amt. Req.
1	0024084	Thread Tension Spring Cap	糸調子バネキャップ(上)	1
2	0024083	Tension Spring Bushing	糸調子ナット回り止め	1
3	0032971	Needle Thread Tension Spring	針糸調子バネ	1
4	0020118	Thread Tension Spring Retainer	糸調子バネキャップ(下)	1
5	000178	Felt	フェルト	1
6	0031111	Tension Disc	糸調子皿	2
7	000177	Felt	フェルト	1
8	004265	Tension Post (Short)	糸調子棒(短)	1
9	2100074	Tension Disc Eyelet (Large)	調子台糸道(大)	1
10	2101431	Connecting Link Cover (Front), C. Set	針棒カバー(前)(組)	1
11	2101432	Connecting Link Cover (Front)	針棒カバー(前)	1
12	2101433	Needle Bar Oiling Felt (Front)	針棒フェルト(前)	1
13	0020472	O-ring (P6)	Oリング	1
14	2101407	Needle Bar Connecting Bracket	針棒抱キ	1
15	2129107	Needle Clamp (Y)	針止め	1
16	---	Needle (System: DC×27)	針	2
17	003637	Screw (1/8-44×2.5)	止ネジ	2
18	2128010	Stitch Plate (Y7)	針板	1
19	2109009	Differential Feed Dog (for 06)	前送り(06用)	1
20	2100542	Needle Bar	針棒	1
21	2109052	Auxiliary Feed Dog	小送り	1
22	2100946	Needle Bar Driving Lever	針棒クランク軸腕	1
23	2101141	Upper Looper Driving Lever	上ルーパー軸腕	1
24	2100906	Driving Shaft Thrust Ring	上ルーパーラストリング	1
25	2100881	Upper Looper Bar Crank Arm, C. Set	上ルーパークランク(組)	1
26	2100226	Upper Looper Bar Guide Bushing	ルーパー案内メタル	1
27	2100227	Upper Looper Bar Guide Cover	ルーパー案内蓋	1
28	130001	Screw (M2.5-0.45×6)	止ネジ	1
29	110071	Screw (M2.5-0.45×6)	止ネジ	1
30	2100885	Upper Looper Bar Guide, C. Set	ルーパー案内(組)	1
31	2101089	Upper Looper Bar Crank Arm	上ルーパークランク	1
32	300008	Washer	ワッシャ	1
33	140004	Screw (M6-1×16)	止ネジ	1
34	2100176	Upper Looper Bar Crank Arm Pin	上ルーパークランクピン	1
35	160002	Screw (M4-0.7×5)	止ネジ	1
36	310048	Oil Wick	油芯	1
37	2100667	Upper Looper Bar	ルーパー棒	1
38	330011	Seal Plug	詰栓	1
39	2100892	Upper Looper Bar Guide	ルーパー案内	1
40	310065	Oiling Felt	フェルト	2
41	2109342	Upper Looper (for Needle Size #11~14)	上ルーパー(針番手#11~14用)	1
42	210009	Screw (1/8-44×3.2)	止ネジ	1
43	2109348	Lower Looper	下ルーパー	1
44	2100905	Lower Looper Driving Shaft Thrust Ring	下ルーパーラストリング	1
45	2100620	Needle Bar Connecting Link Pin	針棒リンクピン	2
46	310051	Oil Wick	油芯	2

AZ8035H-A54 (2)

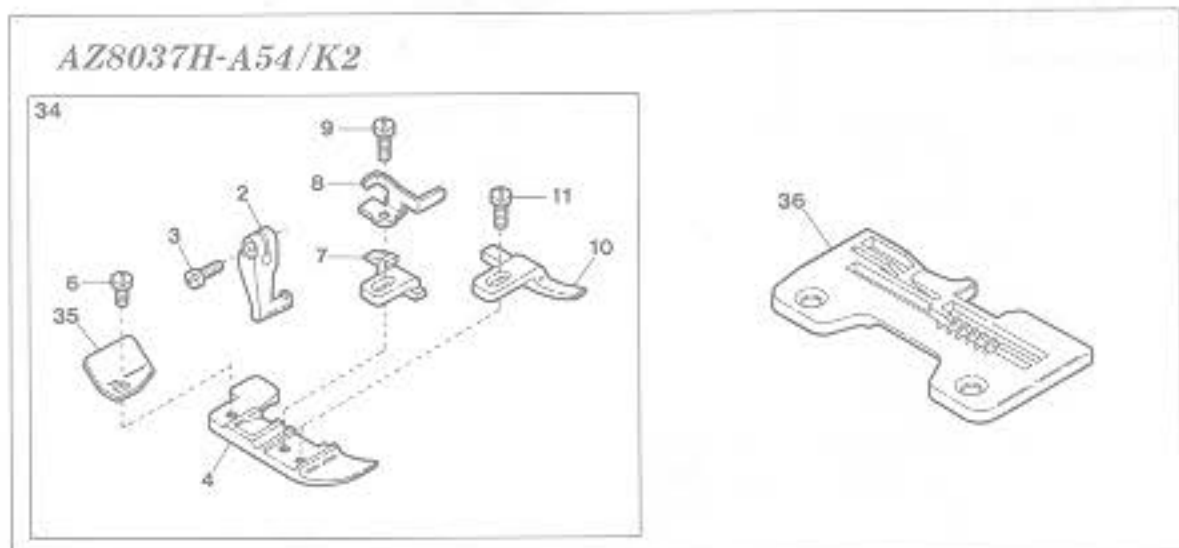
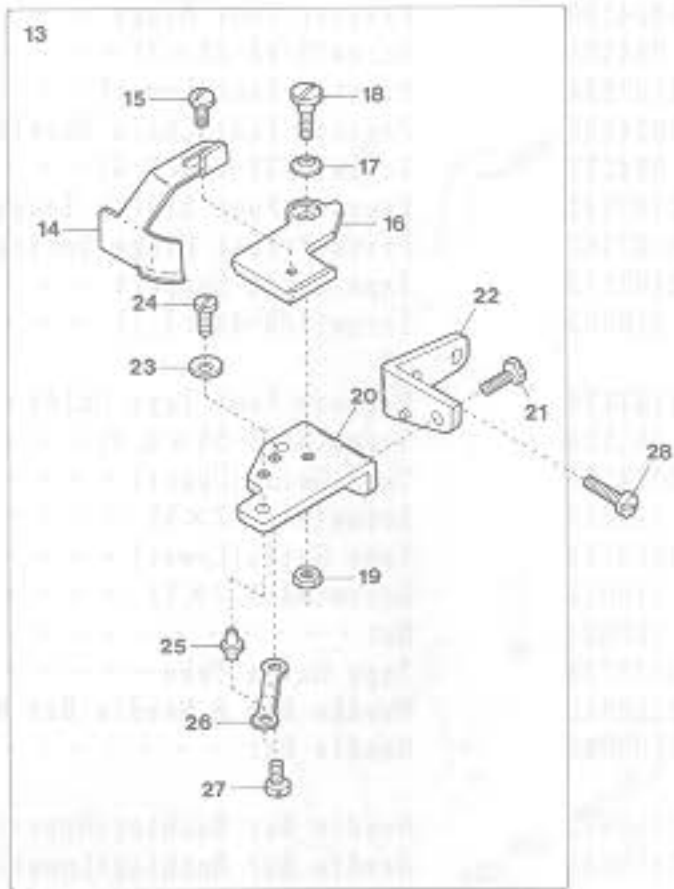
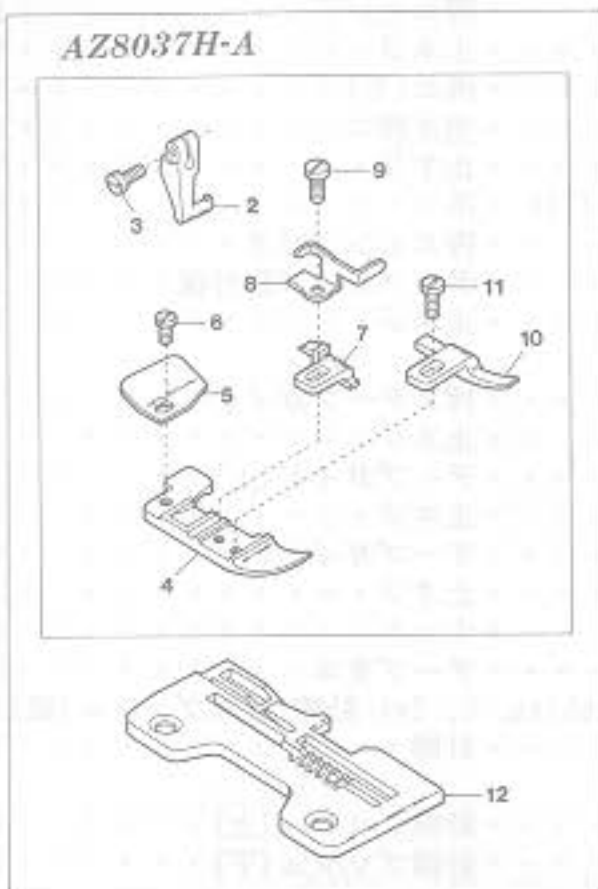


AZ8035H-A54 EXCLUSIVE PARTS(2)

サブモデル専用部品(2)

Ref. No.	Parts No.	Description	品名	Amt. Req.
1	2107334	Presser Foot, Complete Set (Y7)	押エ(組)	1
2	0024100	Presser Foot Hinge	押エヒンジ	1
3	004351	Screw (9/64-40×7)	止ネジ	1
4	2107284	Presser Foot (Lower)	押エ(下)	1
5	0034535	Presser Foot Chain Shield	空糸押エ	1
6	004237	Screw (3/32-56×2.6)	止ネジ	1
7	2107242	Presser Foot Stitch Tongue (Y7)	爪	1
8	2107162	Presser Foot Hinge Spring	押エヒンジバネ	1
9	2107173	Tape Guide Support	テープガイド取付板	1
10	210005	Screw (1/8-44×7.1)	止ネジ	1
11	2107174	Presser Foot Tape Guide	押エテープガイド	1
12	001228	Screw (3/32-56×3.2)	止ネジ	1
13	0024130	Tape Guide (Upper)	テープガイド(上)	1
14	110012	Screw (M4-0.7×5)	止ネジ	2
15	0024129	Tape Guide (Lower)	テープガイド(下)	1
16	110013	Screw (M4-0.7×8)	止ネジ	2
17	100001	Nut	ナット	2
18	0033738	Tape Guide Tube	テープ支エ	2
19	2100655	Needle Bar & Needle Bar Bushing, C. Set	針棒・針棒ブッシュ(組)	1
20	2100642	Needle Bar	針棒	1
21	2100662	Needle Bar Bushing (Upper)	針棒ブッシュ(上)	1
22	2100641	Needle Bar Bushing (Lower)	針棒ブッシュ(下)	1

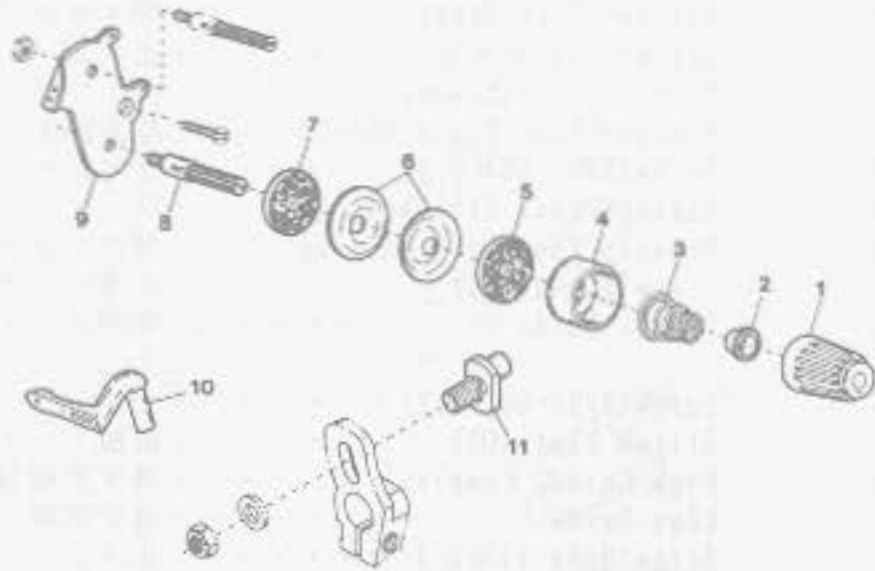
AZ8037H-A, 8037H-A54/K2



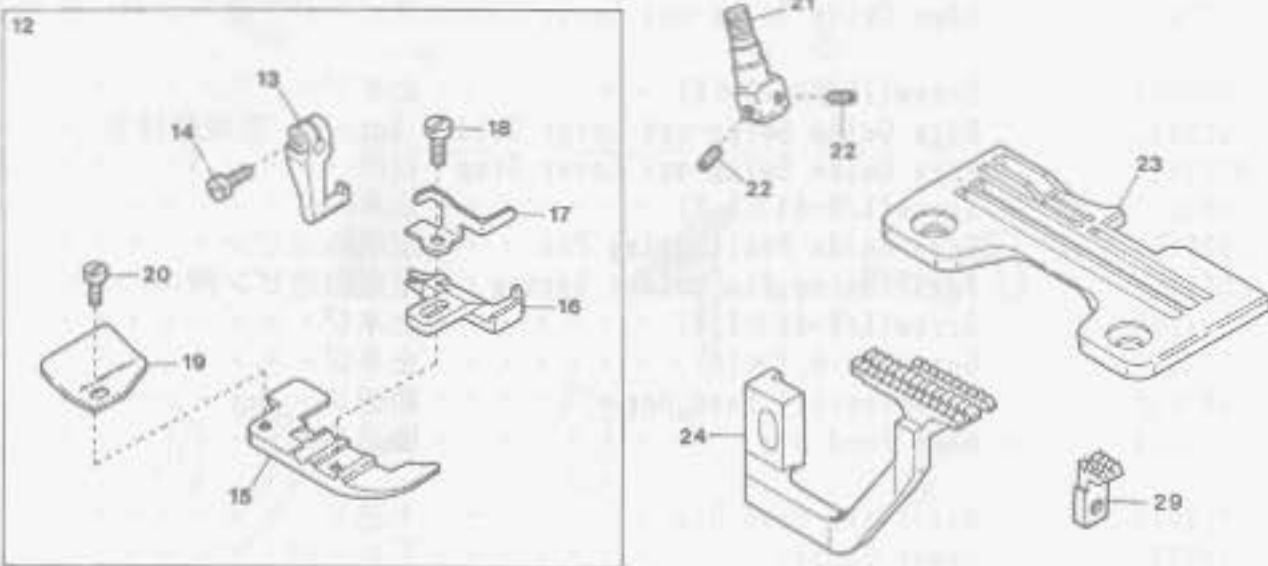
AZ8037H-A, 8037H-A54/K2 EXCLUSIVE PARTS

Ref. No	Parts No	Description	品名	Amt. Req.
1	2107391	Presser Foot, Complete Set(05)	押エ(組)	1
2	0024100	Presser Foot Hinge	押エヒンジ	1
3	004351	Screw(9/64-40×7)	止ネジ	1
4	0022814	Presser Foot(Lower)	押エ(下)	1
5	0034535	Presser Foot Chain Shield	空糸押エ	1
6	004237	Screw(3/32-56×2.6)	止ネジ	1
7	0022816	Presser Foot Stitch Tongue	爪	1
8	2107162	Presser Foot Hinge Spring	押エヒンジバネ	1
9	004131	Screw(1/8-40×4)	止ネジ	1
10	0022815	Fabric Guide	布押エ	1
11	004236	Screw(3/32-56×4.2)	止ネジ	1
12	2108018	Stitch Plate(05)	針板	1
13	0022430	Edge Guide, Complete Set	当て定規(組)	1
14	0022432	Edge Guide	当て定規	1
15	001330	Screw(9/64-40×3.8)	止ネジ	1
16	0022431	Edge Guide Swing-out Lever	スイングアウトレバー	1
17	000172	Conical Spring Washer	皿バネワッシャ	1
18	004150	Screw(11/64-40×5.2)	止ネジ	1
19	000334	Nut	ナット	1
20	0022434	Edge Guide Swing-out Lever Holder	スイングアウトレバー取付台	1
21	005506	Screw(11/64-40×8)	止ネジ	1
22	0022433	Edge Guide Swing-out Lever Holder Support	定規取付台	1
23	0022437	Edge Guide Swing-out Lever Stop	レバーストップ	1
24	001227	Screw(1/8-44×3.8)	止ネジ	1
25	0022435	Edge Guide Positioning Pin	定規固定ピン	1
26	0022436	Positioning Pin Holder Spring	定規固定ピン押エバネ	1
27	001225	Screw(1/8-44×2.8)	止ネジ	1
28	110047	Screw(M4-0.7×10)	止ネジ	2
29	2109012	Differential Feed Dog	前送り	1
30	2109013	Main Feed Dog	後送り	1
31	2109014	Auxiliary Feed Dog	小送り	1
32	2109331	Lower Looper	下ルーパ	1
33	2109328	Upper Spreader(for Needle Size #9~14)	上スプレッド(針番 #9~14用)	1
34	2107375	Presser Foot, Complete Set(05)	押エ(組)	1
35	2107219	Presser Foot, Chain Shield	空糸押エ	1
36	2108102	Stitch Plate(05)	針板	1

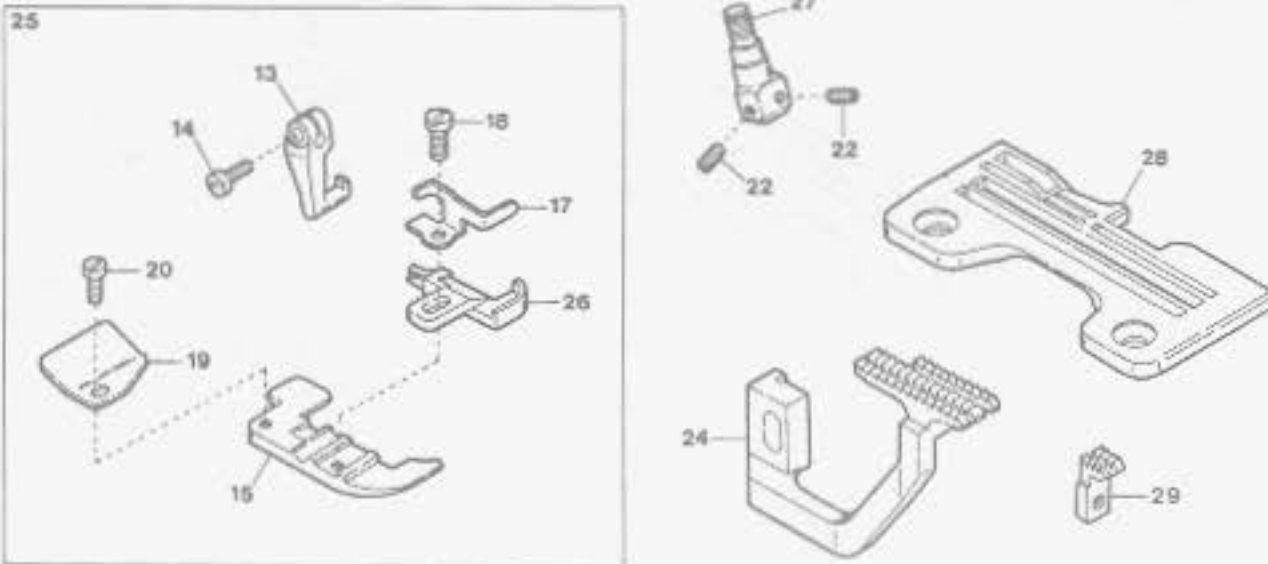
AZ8039H-A



AZ8039H-Y5-A



AZ8039H-X4-A

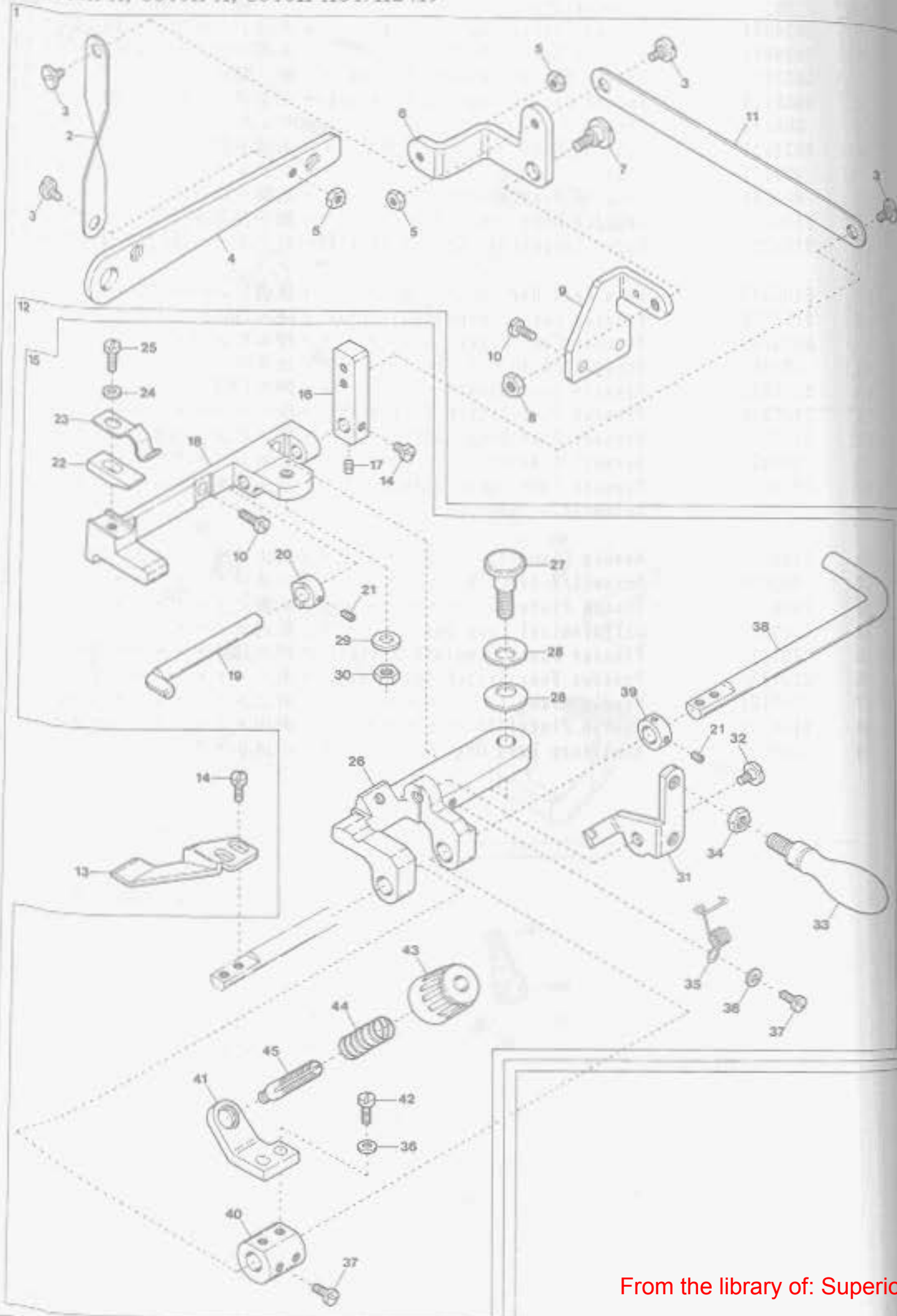


AZ8039H-Y-A, X-A EXCLUSIVE PARTS

Ref. No.	Parts No.	Description	品名	Amt. Req.
1	0024084	Thread Tension Spring Cap	糸調子バネキャップ(上)	1
2	0024083	Tension Spring Bushing	糸調子ナット回り止め	1
3	0032971	Needle Thread Tension Spring	針糸調子バネ	1
4	0020118	Thread Tension Spring Retainer	糸調子バネキャップ(下)	1
5	000178	Felt	フェルト	1
6	0031111	Tension Disc	糸調子皿	2
7	000177	Felt	フェルト	1
8	004265	Tension Post (Short)	糸調子棒(短)	1
9	2100074	Tension Disc Eyelet (Large)	調子台糸道(大)	1
10	2109322	Upper Looper (for Needle Size #9-14)	上ルーパ(針番手 #9-14用)	1
11	2100390	Main Feed Bar Lever Pin	後送りレバーピン	1
12	2107310	Presser Foot, Complete Set (Y5)	押エ(組)	1
13	0024100	Presser Foot Hinge	押エヒンジ	1
14	004351	Screw (9/64-40x7)	止ネジ	1
15	2107280	Presser Foot (Lower)	押エ(下)	1
16	2107230	Presser Foot Stitch Tongue (Y5)	爪	1
17	2107162	Presser Foot Hinge Spring	押エヒンジバネ	1
18	005036	Screw (1/8-44x5.6)	止ネジ	1
19	0034535	Presser Foot Chain Shield	空糸押エ	1
20	004237	Screw (3/32-56x2.6)	止ネジ	1
21	2109101	Needle Clamp (Y)	針止め	1
22	003637	Screw (1/8-44x2.5)	止ネジ	2
23	2108106	Stitch Plate (Y5)	針板	1
24	2109038	Differential Feed Dog	前送り	1
25	2107312	Presser Foot, Complete Set (X4)	押エ(組)	1
26	2107232	Presser Foot Stitch Tongue (X4)	爪	1
27	2109102	Needle Clamp (X)	針止め	1
28	2108104	Stitch Plate (X4)	針板	1
29	2109052	Auxiliary Feed Dog	小送り	1

サブモデル専用部品

AZ8045H-A, 8046H-A, 8046H-A54/K2 (1)

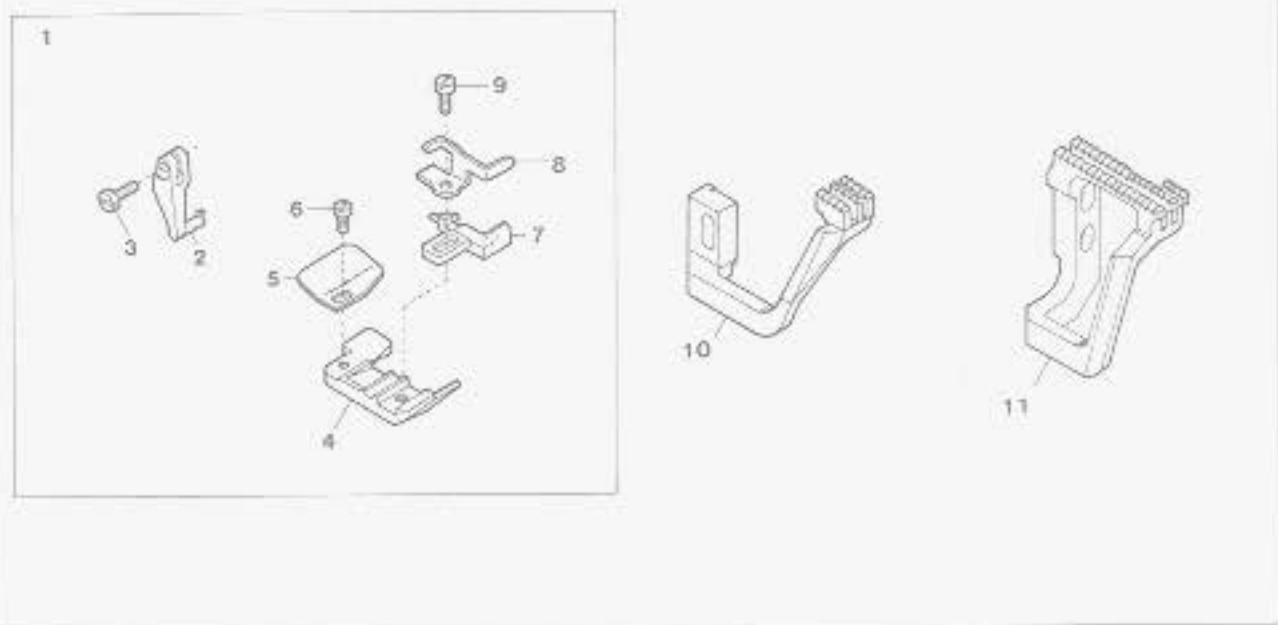


AZ8045H-A, 8046H-A, 8046H-A54/K2 EXCLUSIVE PARTS(1)

サブモデル専用部品(1)

Ref. No.	Parts No.	Description	品名	Amt. Req.
1	2101240	Ruffling Mechanism, C. Set(3)	ラフリング装置(組3)	1
2	2101243	Connecting Plate(Short)	連結板(短)	1
3	170005	Screw(M4-0.7×6)	止ネジ	4
4	2120111	Presser Foot Lifter Lever	押エ揚ゲレバー	1
5	100001	Nut	ナット	3
6	2101241	Connecting Plate Lever	連結板レバー	1
7	170031	Screw(M5-0.8×8.5)	止ネジ	1
8	100002	Nut	ナット	1
9	2101242	Connecting Plate Lever Support	連結板レバー取付台	1
10	110047	Screw(M4-0.7×10)	止ネジ	4
11	2101244	Connecting Plate(Long)	連結板(長)	1
12	2101246	Ruffling Mechanism, C. Set(2)	ラフリング装置(組2)	1
13	2101260	Ruffling Presser	ラフリング押エ	1
14	110001	Screw(M4-0.7×5.4)	止ネジ	3
15	2101245	Ruffling Mechanism, C. Set(1)	ラフリング装置(組1)	1
16	2101259	Ruffling Presser Lifter Shaft Lever	ラフリング押エ揚ゲ軸レバー	1
17	160001	Screw(M4-0.7×4)	止ネジ	1
18	2101248	Bracket Holder	ブラケット取付台	1
19	2101258	Ruffling Presser Lifter Shaft	ラフリング押エ揚ゲ軸	1
20	0020616	Stop Collar	ストップカラー	1
21	003637	Screw(1/8-44×25)	止ネジ	3
22	2101249	Bracket Fixing Piece	ブラケット固定片	1
23	2101250	Bracket Spring Plate	ブラケット止メバネ	1
24	000538	Washer	ワッシャ	1
25	110031	Screw(M4-0.7×12)	止ネジ	1
26	2101247	Bracket	ブラケット	1
27	005589	Screw(1/4-40×14.5)	止ネジ	1
28	000621	Conical Spring Washer	皿バネワッシャ	2
29	000613	Washer	ワッシャ	1
30	000306	Nut	ナット	1
31	2101252	Handle Holder	押エ揚ゲハンドル取付台	1
32	170032	Screw(M4-0.7×5)	止ネジ	1
33	2101255	Ruffling Swing-out Handle	押エ揚ゲハンドル	1
34	000234	Nut	ナット	1
35	2101253	Swing-out Handle Holder Spring	ハンドル取付台バネ	1
36	001123	Washer	ワッシャ	3
37	007627	Screw(M4-0.7×6)	止ネジ	3
38	2101257	Ruffling Presser Shaft	ラフリング押エ軸	1
39	0094562	Collar(8×13×6mm)	カラー	1
40	2101254	Lifter Lever Holder	ラフリング押エ揚ゲレバー取付台	1
41	2101251	Ruffling Presser Lifter Lever	ラフリング押エ揚ゲレバー	1
42	110009	Screw(M4-0.7×8)	止ネジ	2
43	0093863	Spring Cap	押エバネキャップ	1
44	2101268	Ruffling Presser Spring	ラフリング押エバネ	1
45	004125	Tension Post	調子棒	1

AZ8045H-04-A(2)

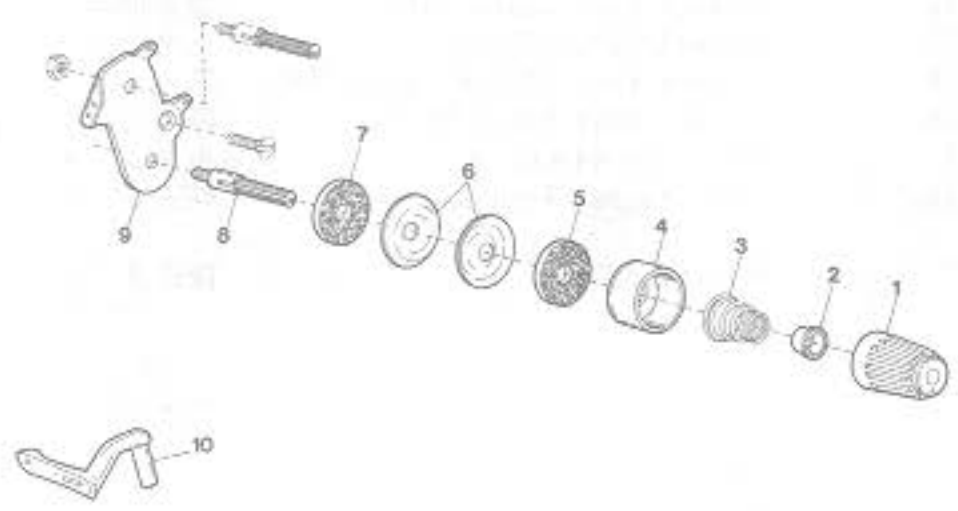


AZ8045H-A EXCLUSIVE PARTS(2)

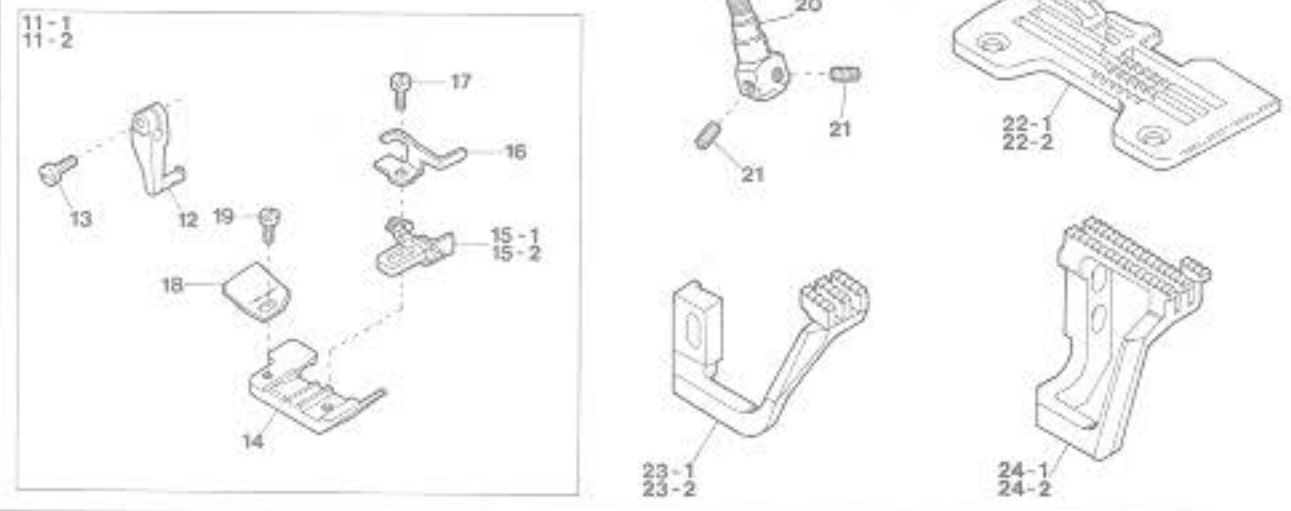
サブモデル専用部品(2)

Ref. No.	Parts No.	Description	品名	Amt. Req.
1	0024354	Presser Foot, Complete Set(04)	押エ(組)	1
2	0024100	Presser Foot Hinge	押エヒンジ	1
3	004351	Screw(9/64-40×7)	止ネジ	1
4	0022153	Presser Foot(Lower)	押エ(下)	1
5	0034535	Presser Foot Chain Shield	空糸押エ	1
6	004237	Screw(3/32-56×2.6)	止ネジ	1
7	0021876	Presser Foot Stitch Tongue(04)	爪	1
8	0021005	Presser Foot Hinge Spring	押エヒンジバネ	1
9	004131	Screw(1/8-44×6)	止ネジ	1
10	2109020	Differential Feed Dog	前送り	1
11	2109021	Main Feed Dog	後送り	1

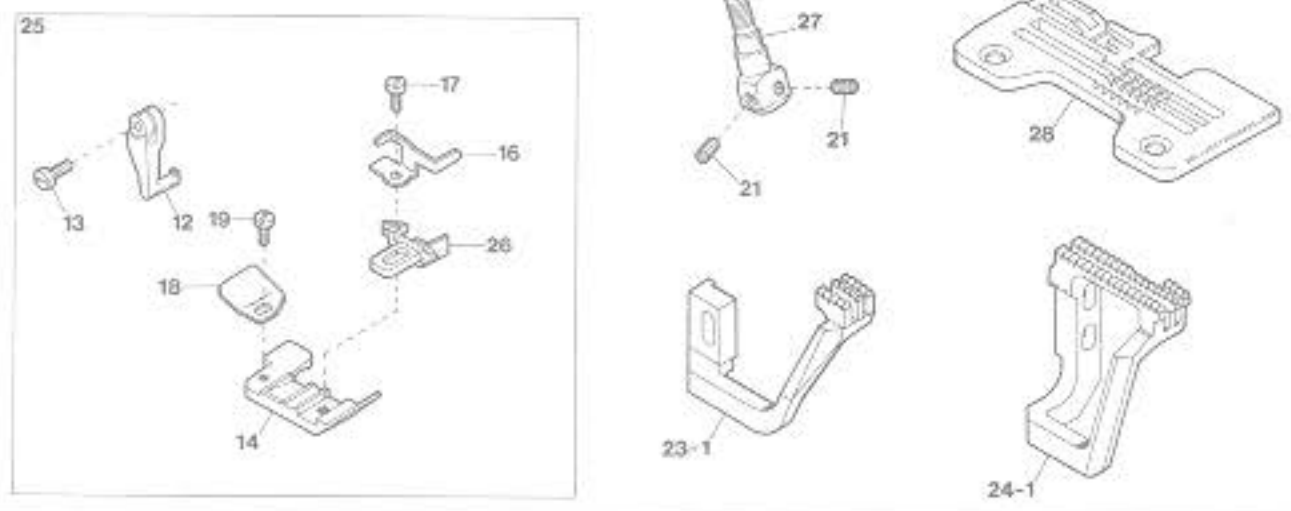
AZ8046H-A (2)



AZ8046H-Y5-A, Y6-A



AZ8046H-X4-A

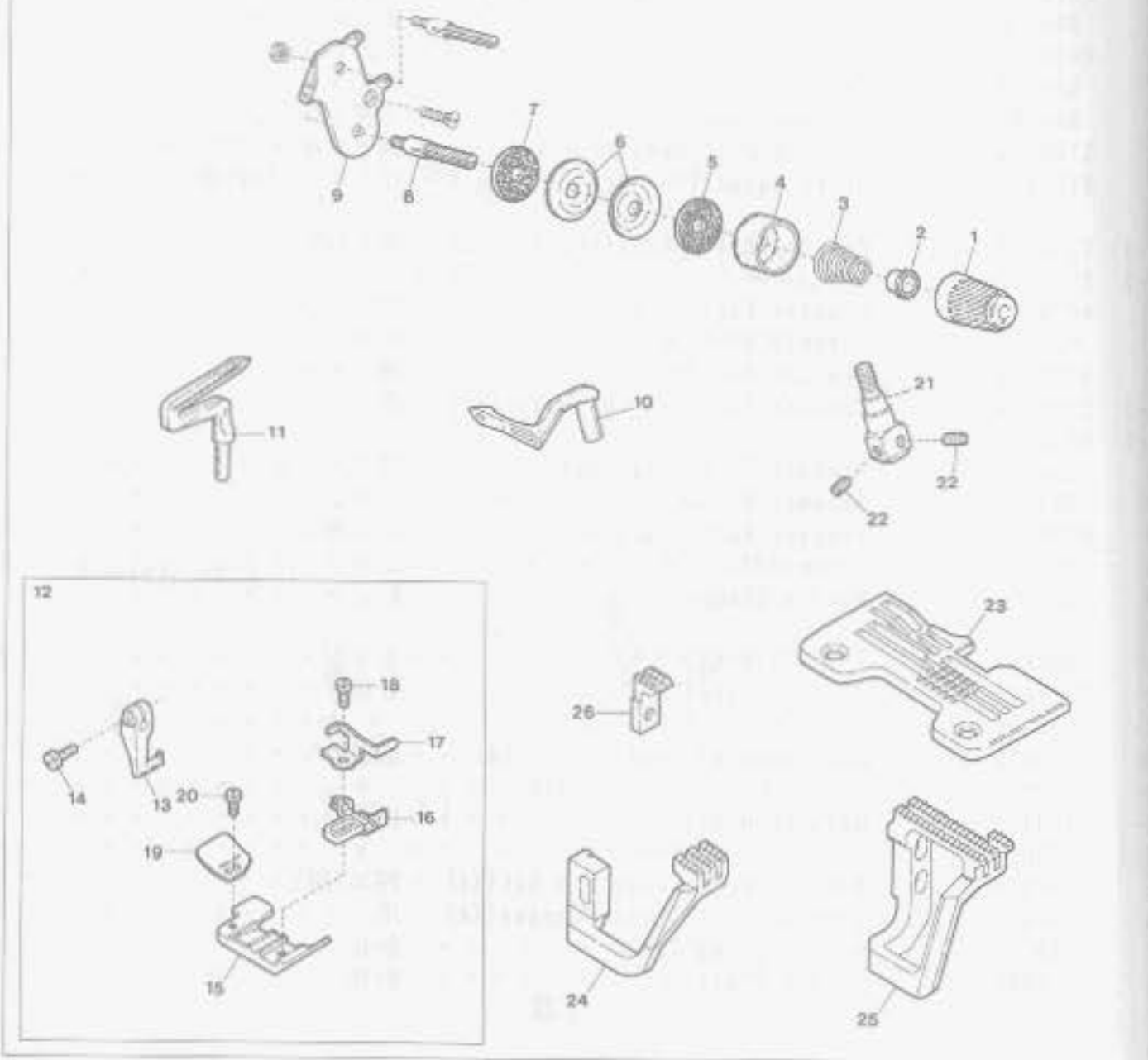


AZ8046H-A EXCLUSIVE PARTS(2)

サブモデル専用部品(2)

Ref. No.	Parts No.	Description	品名	Amt. Req.
1	0024084	Thread Tension Spring Cap	糸調子バネキャップ(上)	1
2	0024083	Tension Spring Bushing	糸調子ナット回り止メ	1
3	0032971	Needle Thread Tension Spring	針糸調子バネ	1
4	0020118	Thread Tension Spring Retainer	糸調子バネキャップ(下)	1
5	000178	Felt	フェルト	1
6	0031111	Tension Disc	糸調子皿	2
7	000177	Felt	フェルト	1
8	004265	Tension Post (Short)	糸調子棒(短)	1
9	2100074	Tension Disc Eyelet (Large)	調子台糸道(大)	1
10	2109322	Upper Looper (for Needle Size #9~14) 上ルーバ(針番手 #9~14用)		1
11-1	2107069	Presser Foot, Complete Set (Y5)	押エ(組)	1
11-2	2107390	" " (Y6)	" "	1
12	0024100	Presser Foot Hinge	押エヒンジ	1
13	004351	Screw (9/64-40x7)	止ネジ	1
14	0022153	Presser Foot (Y6)	押エ	1
15-1	2107068	Presser Foot Stitch Tongue (Y5)	爪	1
15-2	0021879	" " (Y6)	" "	1
16	2107162	Presser Foot Hinge Spring	押エヒンジバネ	1
17	004131	Screw (1/8-44x5.6)	止ネジ	1
18	0034535	Presser Foot Chain Shield	空糸押エ	1
19	004237	Screw (3/32-56x2.6)	止ネジ	1
20	2109101	Needle Clamp (Y)	針止メ	1
21	003637	Screw (1/8-44x2.5)	止ネジ	2
22-1	2108004	Stitch Plate (Y5)	針板	1
22-2	2108005	" (Y6)	" "	1
23-1	2109020	Differential Feed Dog (Y5, X4)	前送り	1
23-2	2109022	" " (Y6)	" "	1
24-1	2109021	Main Feed Dog (Y5, X4)	後送り	1
24-2	2109023	" (Y6)	" "	1
25	2107389	Presser Foot, Complete Set (X4)	押エ(組)	1
26	2107250	Presser Foot Stitch Tongue (X4)	爪	1
27	2109102	Needle Clamp (X)	針止メ	1
28	2108006	Stitch Plate	針板	1

AZ8046H-Y6-A54/K2 (2)

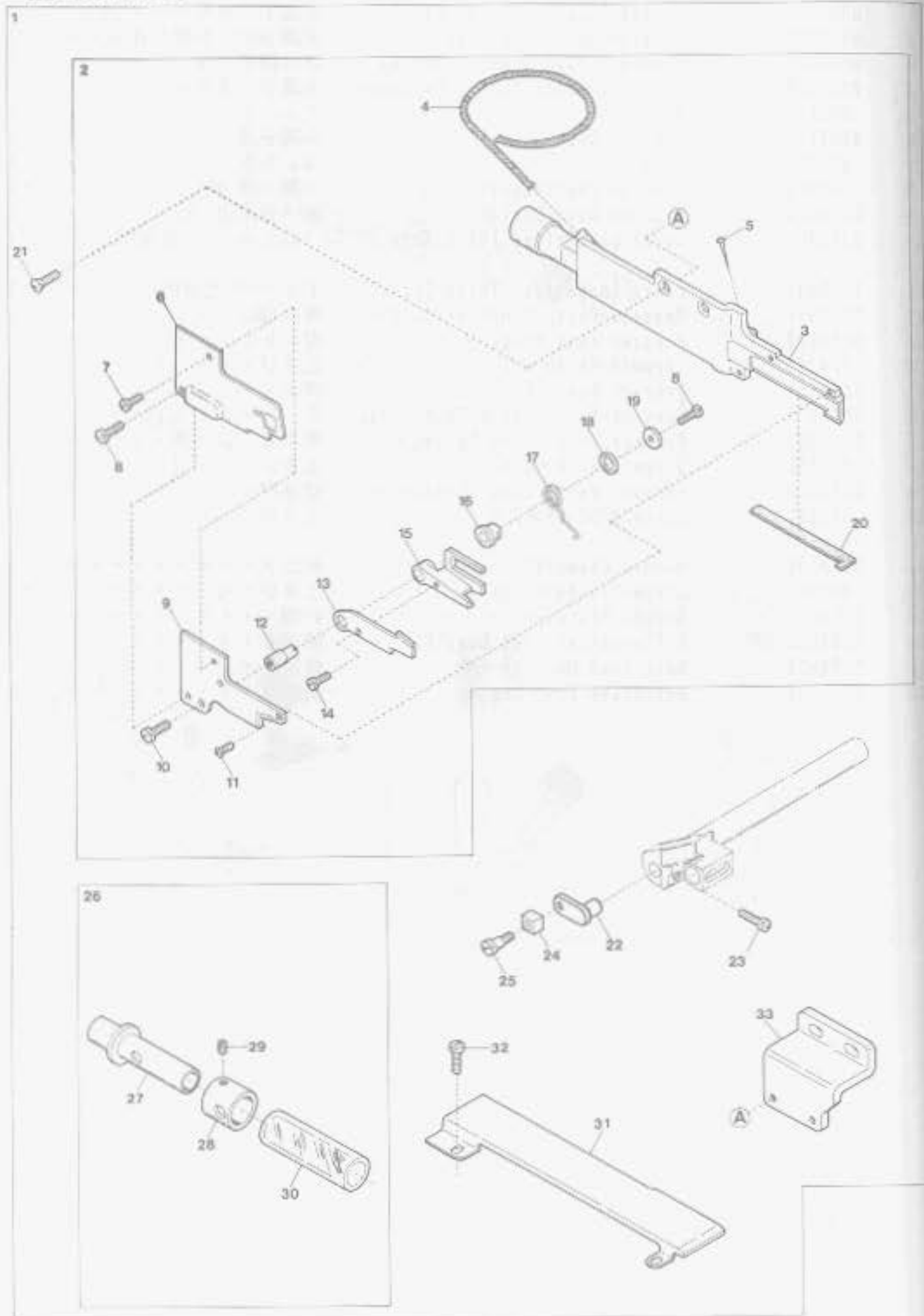


AZ8046H-A54/K2 EXCLUSIVE PARTS(2)

サブモデル専用部品(2)

Ref. No.	Parts No.	Description	品名	Amt. Req.
1	0024084	Thread Tension Spring Cap	糸調子バネキャップ(上)	1
2	0024083	Tension Spring Bushing	糸調子ナット回り止メ	1
3	0032971	Needle Thread Tension Spring	針糸調子バネ	1
4	0020118	Thread Tension Spring Retainer	糸調子バネキャップ(下)	1
5	000178	Felt	フェルト	1
6	0031111	Tension Disc	糸調子皿	2
7	000177	Felt	フェルト	1
8	004265	Tension Post (Short)	糸調子棒(短)	1
9	2100074	Tension Disc Eyelet (Large)	調子台糸道(大)	1
10	2109326	Upper Loper (for Thick Thread) (#9~14) 上ルーバ(太糸用) (#9~14)		1
11	2109348	Lower Loper (for Thick Thread)	下ルーバ(太糸用)	1
12	2107387	Presser Foot, Complete Set (Y6)	押エ(組)	1
13	0024100	Presser Foot Hinge	押エヒンジ	1
14	004351	Screw (9/64-40x7)	止ネジ	1
15	0022153	Presser Foot (Y6)	押エ	1
16	0021879	Presser Foot Stitch Tongue (Y6)	爪	1
17	2107162	Presser Foot Hinge Spring	押エヒンジバネ	1
18	004131	Screw (1/8-44x5.6)	止ネジ	1
19	2107219	Presser Foot Chain Shield	空糸押エ	1
20	004237	Screw (3/32-56x2.6)	止ネジ	1
21	2109101	Needle Clamp (Y)	針止メ	1
22	003637	Screw (1/8-44x2.5)	止ネジ	2
23	2108021	Stitch Plate (Y6)	針板	1
24	2109022	Differential Feed Dog (Y6)	前送り	1
25	2109023	Main Feed Dog (Y6)	後送り	1
26	2109052	Auxiliary Feed Dog	小送り	1

"K2" DEVICE(1)



"K2" DEVICE(1)

Ref. No.	Parts No.
1	2109917
2	2111050
3	2111051
4	310017
5	000755
6	2111063
7	004237
8	004404
9	2111055
10	004131
11	004139
12	2111059
13	2111056
14	004236
15	2111057
16	2111062
17	2111061
18	2111066
19	2111060
20	2111067
21	007623
22	2111058
23	110068
24	2101011
25	270001
26	0021451
27	0021457
28	0021456
29	001892
30	0021450
31	2101059
32	110042
33	2101058

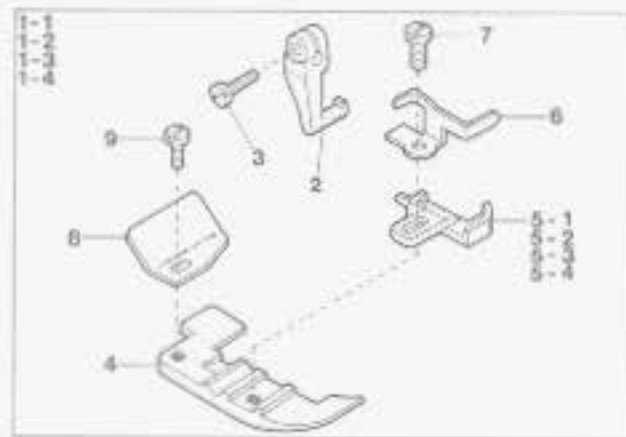
Description	品名	Req.
"K2" Device, Complete Set	"K2"装置(組)	1
Suction Pipe, Complete Set	吸込管(組)	1
Suction Pipe	吸込管本体	1
Oil Wick	油芯	1
Oil Wick Pin	止メピン	1
Suction Pipe Cover	吸込管カバー	1
Screw(3/32-56×1.7)	止ネジ	1
Screw(3/32-56×5.1)	止ネジ	2
Upper Trimming Knife	上刃	1
Screw(1/8-44×6)	止ネジ	1
Screw(3/32-56×3)	止ネジ	2
Lower Trimming Knife Holder Pin	下刃支持ピン	1
Lower Trimming Knife	下刃	1
Screw(3/32-56×4.2)	止ネジ	1
Lower Trimming Knife Driving Plate	下刃駆動板	1
Spring Sleeve	下刃バネスリーブ	1
Lower Trimming Knife Pushing Spring	下刃圧着バネ	1
Spring Protect Washer	下刃バネワッシャ	1
Washer	ワッシャ	1
Air Shield Rubber	隙間防止ゴム	1
Screw(9/64-40×5.3)	止ネジ	2
Lower Trimming Knife Guide Support	下刃ガイド取付台	1
Screw(M4-0.7×8)	止ネジ	1
Lower Trimming Knife Guide	下刃ガイド	1
Screw(1/8-44×3)	止ネジ	1
Suction Power Control Tube, C. Set	吸引力調整管(組)	1
Suction Power Control Tube(Inner)	吸引力調整台	1
Suction Power Control Tube	吸引力調整管	1
Screw(1/8-44×2.9)	止ネジ	1
Nylon Hose	吸引チューブ	1
Cloth Plate Spacer	クロスプレートスペーサ	1
Screw(M3.5-0.6×4)	止ネジ	2
Suction Pipe Support	吸込管取付台	1

"K2"装置(1)

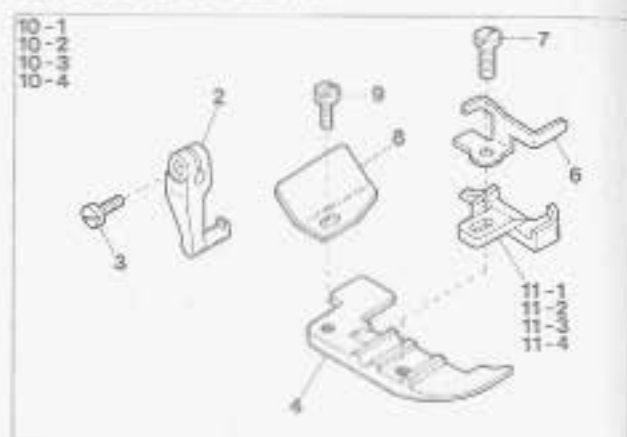
Ref. No.	Parts No.
1	2109917
2	2111050
3	2111051
4	310017
5	000755
6	2111063
7	004237
8	004404
9	2111055
10	004131
11	004139
12	2111059
13	2111056
14	004236
15	2111057
16	2111062
17	2111061
18	2111066
19	2111060
20	2111067
21	007623
22	2111058
23	110068
24	2101011
25	270001
26	0021451
27	0021457
28	0021456
29	001892
30	0021450
31	2101059
32	110042
33	2101058

"K2" DEVICE(2)

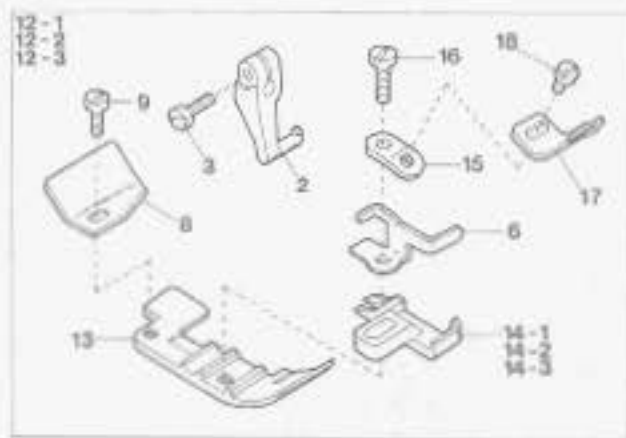
AZ8003H-A/K2, 8013H-A/K2



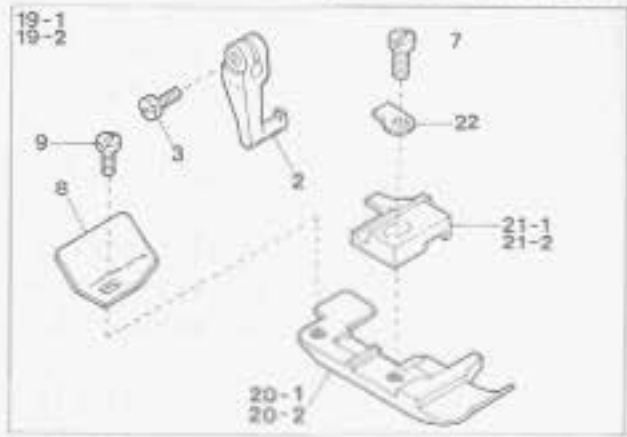
AZ8020H-A/K2, 8023H-A/K2



AZ8025H-A/K2



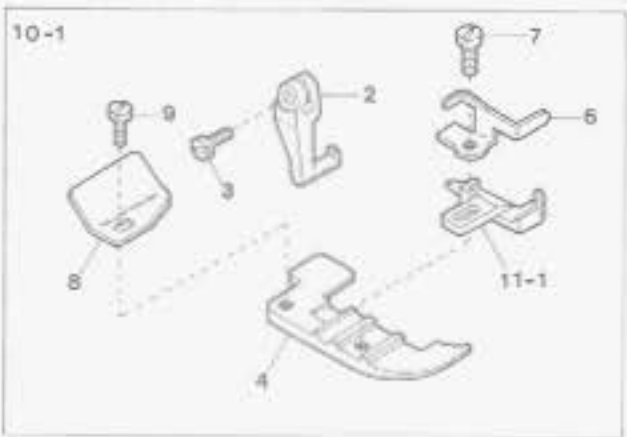
AZ8003H-A54/K2, 8020H-A54/K2



AZ8003H-A/MS/B3/K2
AZ8003H-A54/B3/K2, -A54/MS/B3/K2



AZ8039H-A/K2



AZ8003H-A61/K2

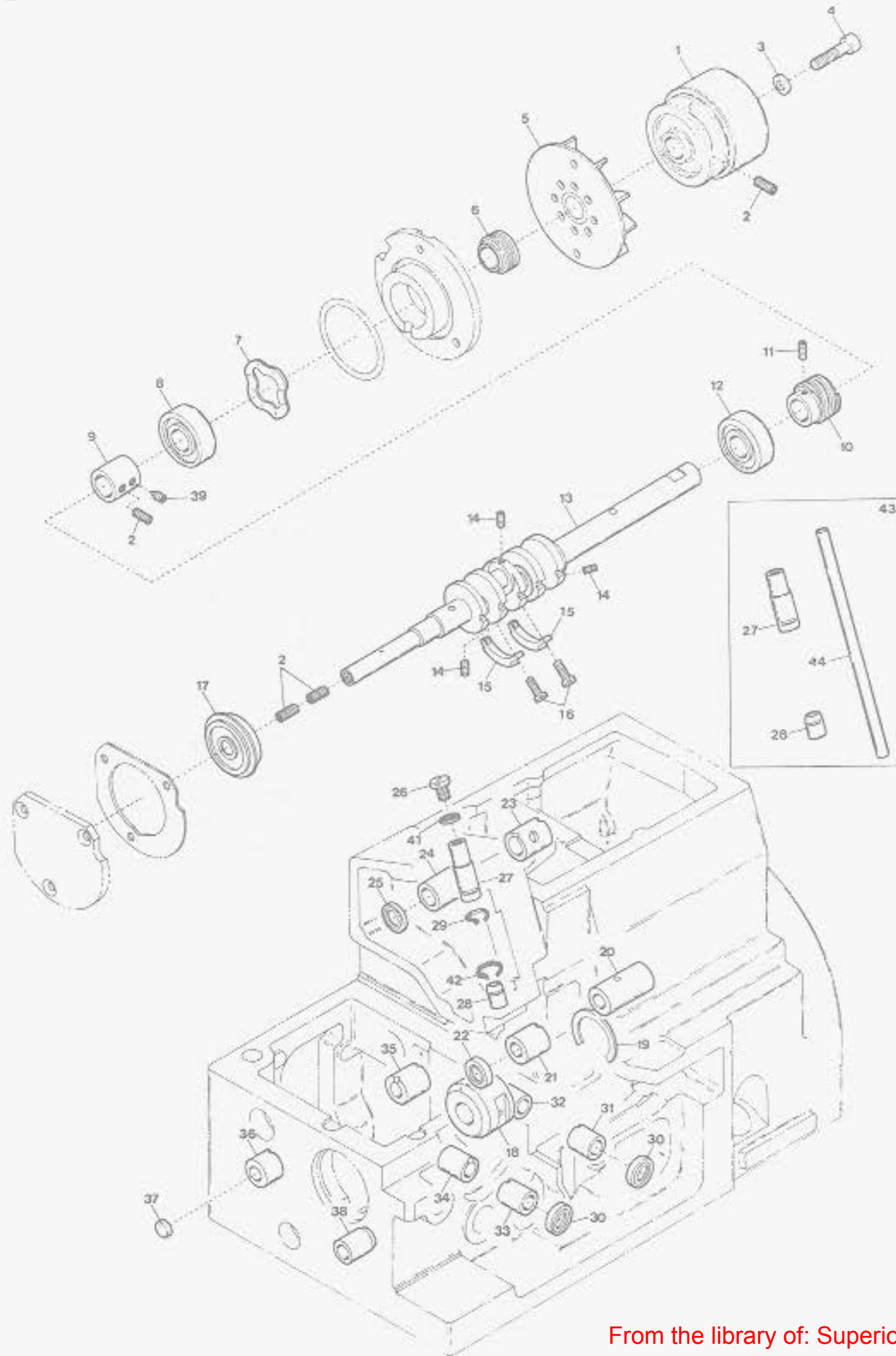


"K2" DEVICE(2)

Ref. No.	Parts No.
1-1	2107335
1-2	2107336
1-3	2107337
1-4	2107338
2	0024100
3	004351
4	2107280
5-1	2107220
5-2	2107221
5-3	2107222
5-4	2107223
6	2107162
7	005036
8	2107219
9	004237
10-1	2107339
10-2	2107340
10-3	2107341
10-4	2107342
11-1	2107230
11-2	2107231
11-3	2107232
11-4	2107233
12-1	2107708
12-2	2107709
12-3	2107707
13	2107284
14-1	2107240
14-2	2107241
14-3	2107238
15	2107173
16	210005
17	2107174
18	001228
19-1	2107358
19-2	2107359
20-1	2107286
20-2	2107039
21-1	2107243
21-2	2107042
22	0021005
23-1	2107372
23-2	2107373
24-1	2107224
24-2	2107225
25-1	2107270
25-2	2107394
26	2107291
27-1	2107253
27-2	2107254

"K2"装置(2)

Description	品名	Ant. Req.
Presser Foot, Complete Set(03)	押エ(組)	1
" " " (04)	"	1
" " " (05)	"	1
" " " (06)	"	1
Presser Foot Hinge	押エヒンジ	1
Screw(9/64-40×7)	止ネジ	1
Presser Foot(Lower)	押エ(下)	1
Presser Foot Stitch Tongue(03)	爪	1
" " " (04)	"	1
" " " (05)	"	1
" " " (06)	"	1
Presser Foot Hinge Spring	押エヒンジバネ	1
Screw(1/8-44×5.6)	止ネジ	1
Presser Foot Chain Shield	空糸押エ	1
Screw(3/32-56×2.6)	止ネジ	1
Presser Foot, Complete Set(Y5)	押エ(組)	1
" " " (Y6)	"	1
" " " (X4)	"	1
" " " (X5)	"	1
Presser Foot Stitch Tongue(Y5)	爪	1
" " " (Y6)	"	1
" " " (X4)	"	1
" " " (X5)	"	1
Presser Foot, Complete Set(Y5)	押エ(組)	1
" " " (Y6)	"	1
" " " (X4)	"	1
Presser Foot(Lower)	押エ(下)	1
Presser Foot Stitch Tongue(Y5)	爪	1
" " " (Y6)	"	1
" " " (X4)	"	1
Tape Guide Support	テープガイド取付板	1
Screw(1/8-44×7.1)	止ネジ	1
Presser Foot Tape Guide	押エテープガイド	1
Screw(3/32-56×3.2)	止ネジ	1
Presser Foot, Complete Set(04)	押エ(組)	1
" " " (Y6)	"	1
Presser Foot(Lower)(04)	押エ(下)	1
" " " (Y6)	"	1
Presser Foot Stitch Tongue(04)	爪	1
" " " (Y6)	"	1
Presser Foot Hinge Spring	押エヒンジバネ	1
Presser Foot, Complete Set(03)	押エ(組)	1
" " " (04)	"	1
Presser Foot Stitch Tongue(03)	爪	1
" " " (04)	"	1
Presser Foot, Complete Set(04)	押エ(組)	1
" " " (05)	"	1
Presser Foot(Lower)	押エ(下)	1
Presser Foot Stitch Tongue(04)	爪	1
" " " (05)	"	1

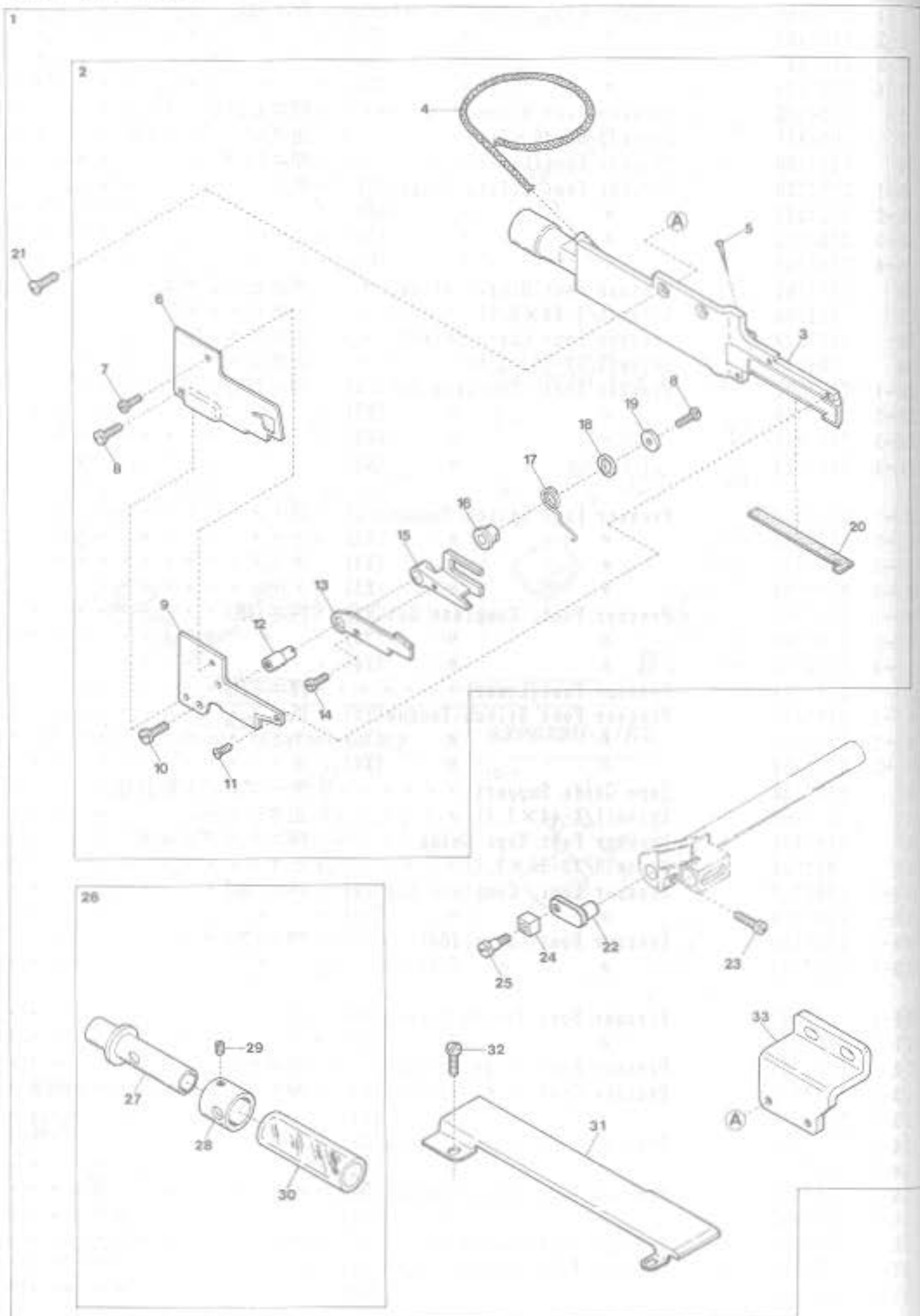


MISCELLANEOUS CRANKSHAFT & BUSHINGS

主軸及びブッシュ関係

Ref. No.	Parts No.	Description	品名	Amt. Req.
1	2100090	Pulley	プーリ	1
2	160007	Screw(M6-1×6)	止ネジ	5
3	000474	Washer	ワッシャ	1
4	009753	Screw(M6-1×30)	止ネジ	1
5	2100118	Oil Cooling Fan	冷却ファン	1
6	2100092	Mechanical Oil Shield	油切り	1
7	2100113	Corrugeted Washer	波形ワッシャ	1
8	2100121	Crankshaft Ball Bearing(Right)	ボールベアリング(右)	1
9	2100312	Crankshaft Sleeve	クランクシャフトスリーブ	1
10	2100364	Oil Pump Driving Worm	ウォーム	1
11	160001	Screw(M4-0.7×4)	止ネジ	2
12	2100120	Crankshaft Ball Bearing(Center)	ボールベアリング(中)	1
13	2100501	Crankshaft	クランクシャフト	1
14	160000	Screw(M3-0.5×3)	詰ネジ	3
15	2100111	Crankshaft Counterweight	バランスウエイト	2
16	110036	Screw(M3-0.5×6.5)	止ネジ	4
17	2100872	Crankshaft Ball Bearing(Left)	ボールベアリング(左)	1
18	2100109	Crankshaft Bushing	小ブッシュ	1
19	2100112	Retaining Ring	止メ輪	1
20	2100105	Upper Knife Driving Shaft Bushing(Right)	上メス軸ブッシュ(右)	1
21	2100104	Upper Knife Driving Shaft Bushing(Left)	上メス軸ブッシュ(左)	1
22	2100117	Upper Knife Driving Shaft Oil Seal	上メス軸オイルシール	1
23	2110242	Needle Bar Driving Shaft Bushing(Right)	針棒クランク軸ブッシュ(右)	1
24	2110243	Needle Bar Driving Shaft Bushing(Left)	針棒クランク軸ブッシュ(左)	1
25	0032684	Needle Bar Driving Shaft Oil Seal	針棒クランク軸オイルシール	1
26	003636	Cap Screw(5/16-32×3.5)	蓋ネジ	1
27	2100662	Needle Bar Bushing(Upper)	針棒ブッシュ(上)	1
28	2100641	Needle Bar Bushing(Lower)	針棒ブッシュ(下)	1
29	310009	Oil Wick	油芯	1
30	2100272	Looper Driving Shaft Oil Seal	ルーパー軸オイルシール	2
31	2100202	Upper Looper Driving Shaft Bushing(Front)	上ルーパー軸ブッシュ(前)	1
32	2100370	Upper Looper Driving Shaft Bushing(Rear)	上ルーパー軸ブッシュ(後)	1
33	2100114	Lower Looper Driving Shaft Bushing(Front)	下ルーパー軸ブッシュ(前)	1
34	2100115	Lower Looper Driving Shaft Bushing(Rear)	下ルーパー軸ブッシュ(後)	1
35	2100097	Feed Bar Driving Shaft Bushing(Right)	送り軸ブッシュ(右)	1
36	2100096	Feed Bar Driving Shaft Bushing(Left)	送り軸ブッシュ(左)	1
37	2100034	Seal Plug	詰栓	1
38	2100098	Control Lever Shaft Bushing	送り調節レバー軸ブッシュ	1
39	160005	Screw(M6-1×8)	止ネジ	1
40				
41	000526	Gasket	パッキン	1
42	310021	Oil Wick(Laced Wire)	油芯(モール)	1
43	2100699	Needle Bar & Needle Bar Bushing, C. Set	針棒・針棒ブッシュ(組)	1
44	2100661	Needle Bar	針棒	1

"KR2" DEVICE (1)



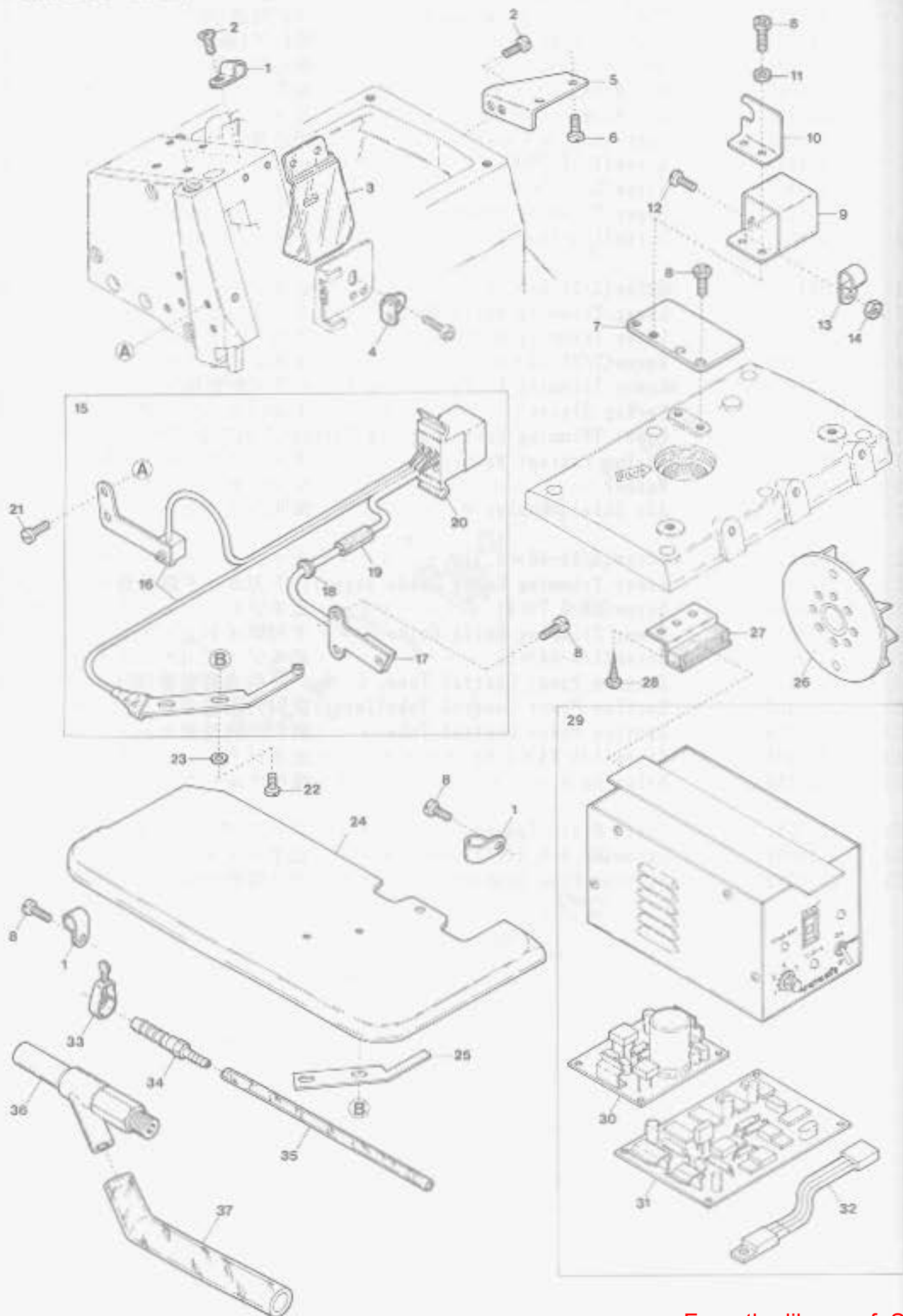
"KR2" DEVICE(1)

Ref. No.	Parts No.
1	2109917
2	2111050
3	2111051
4	310017
5	000755
6	2111063
7	004237
8	004404
9	2111055
10	004131
11	004139
12	2111059
13	2111056
14	004236
15	2111057
16	2111062
17	2111061
18	2111066
19	2111060
20	2111067
21	007623
22	2111058
23	110068
24	2101011
25	270001
26	0021451
27	0021457
28	0021456
29	001892
30	0021450
31	2101059
32	110042
33	2101058

Description

Description	品名	Amt. Req.
"K2" Device, Complete Set	"K2"装置(組)	1
Suction Pipe, Complete Set	吸込管(組)	1
Suction Pipe	吸込管本体	1
Oil Wick	油芯	1
Oil Wick Pin	止メピン	1
Suction Pipe Cover	吸込管カバー	1
Screw(3/32-56×1.7)	止ネジ	1
Screw(3/32-56×5.1)	止ネジ	2
Upper Trimming Knife	上刃	1
Screw(1/8-44×6)	止ネジ	1
Screw(3/32-56×3)	止ネジ	2
Lower Trimming Knife Holder Pin	下刃支持ピン	1
Lower Trimming Knife	下刃	1
Screw(3/32-56×4.2)	止ネジ	1
Lower Trimming Knife Driving Plate	下刃駆動板	1
Spring Sleeve	下刃バネスリーブ	1
Lower Trimming Knife Pushing Spring	下刃圧着バネ	1
Spring Protect Washer	下刃バネワッシャ	1
Washer	ワッシャ	1
Air Shield Rubber	隙間防止ゴム	1
Screw(9/64-40×5.3)	止ネジ	2
Lower Trimming Knife Guide Support	下刃ガイド取付台	1
Screw(M4-0.7×8)	止ネジ	1
Lower Trimming Knife Guide	下刃ガイド	1
Screw(1/8-44×3)	止ネジ	1
Suction Power Control Tube, C. Set	吸引力調整管(組)	1
Suction Power Control Tube(Inner)	吸引力調整台	1
Suction Power Control Tube	吸引力調整管	1
Screw(1/8-44×2.9)	止ネジ	1
Nylon Hose	吸引チューブ	1
Cloth Plate Spacer	クロスプレートスペーサ	1
Screw(M3.5-0.6×4)	止ネジ	2
Suction Pipe Support	吸込管取付台	1

"KR2"DEVICE(2)



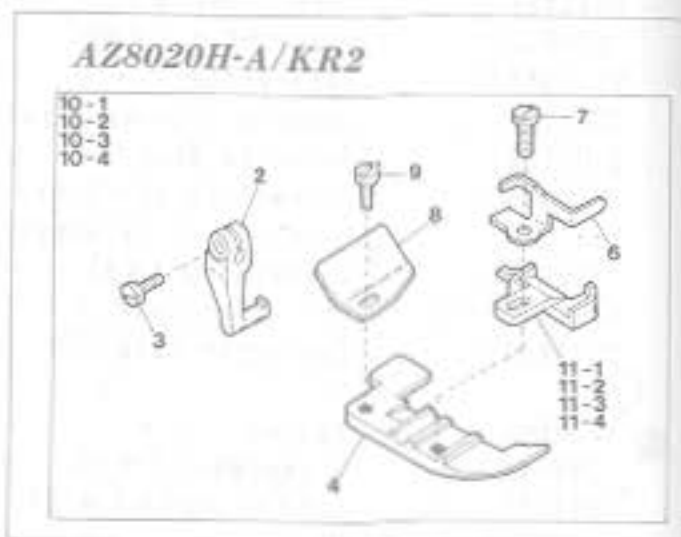
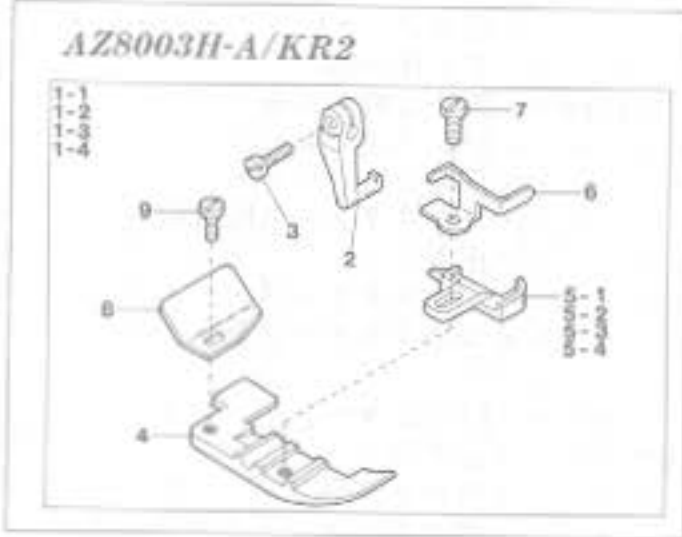
"KR2" DEVICE(2)

Ref. No.	Parts No.
1	0094491
2	110012
3	2100082
4	2101116
5	2101138
6	004358
7	2101452
8	110013
9	0011840
10	0011841
11	000665
12	110048
13	0036133
14	100001
15	1200011
16	1200009
17	1200008
18	0035722
19	2101124
20	1070001
21	110001
22	110102
23	300007
24	2101113
25	0011995
26	2101043
27	0011709
28	006905
29	0011323
30	0011324
31	0011970
32	0011974
33	0033939
34	0033932
35	0022404
36	0010310
37	0022392

"KR2" 装置(2)

Description	品名	Amt. Req.
Cord Clamp(φ3.4-2N)	コードクランプ	3
Screw(M4-0.7×5)	止ネジ	2
Safety Plate	アイガード	1
Tension Disc Auxiliary Eyelet	調子台補助糸道	1
Solenoid Stay	ソレノイド支エ	1
Screw(9/64-40×5.6)	止ネジ	1
Connector Case Support	コネクタケース取付板	1
Screw(M4-0.7×8)	止ネジ	8
Connector Case	コネクタケース	1
Connector Case Lid	コネクタケース蓋	1
Washer	ワッシャ	2
Screw(M4-0.7×10)	止ネジ	1
Cord Clamp(φ8.4-5N)	コードクランプ	1
Nut	ナット	1
Rotation & Fabric Detector Switch, C. Set	ホルIC・検スイッチ(組)	1
Fabric Detector Switch Unit	光電スイッチ(組)	1
Rotation Detector Unit	ホールIC(組)	1
Cord Bushing	コードブッシュ	1
Cord Bushing	コードブッシュ	1
Connector(9P)	コネクタ	1
Screw(M4-0.7×5.4)	止ネジ	2
Screw(M2.5-0.45×5)	止ネジ	2
Washer	ワッシャ	2
Cloth Plate	クロスプレート	1
Insulating Plate	絶縁板	1
Oil Cooling Fan Magnet Unit	ファンマグネット(組)	1
Control Box Stay	制御ボックスステイ	2
Wood Screw(φ5.1×20)	木ネジ	4
Control Box, Complete Set	制御装置(組)	1
Power Board	電源基板	1
Control Board	制御基板	1
Voltage Regulator	定電圧IC	1
Hose Band(1/4 inch)	ホースバンド	1
Joint	ジョイント	1
Nylon Hose(3.8×6×1000mm)	ナイロンホース	1
Venturi Pipe Unit	ベンチュリ管(組)	1
Nylon Hose(12×18×1000mm)	ナイロンホース	1

"KR2"DEVICE(3)



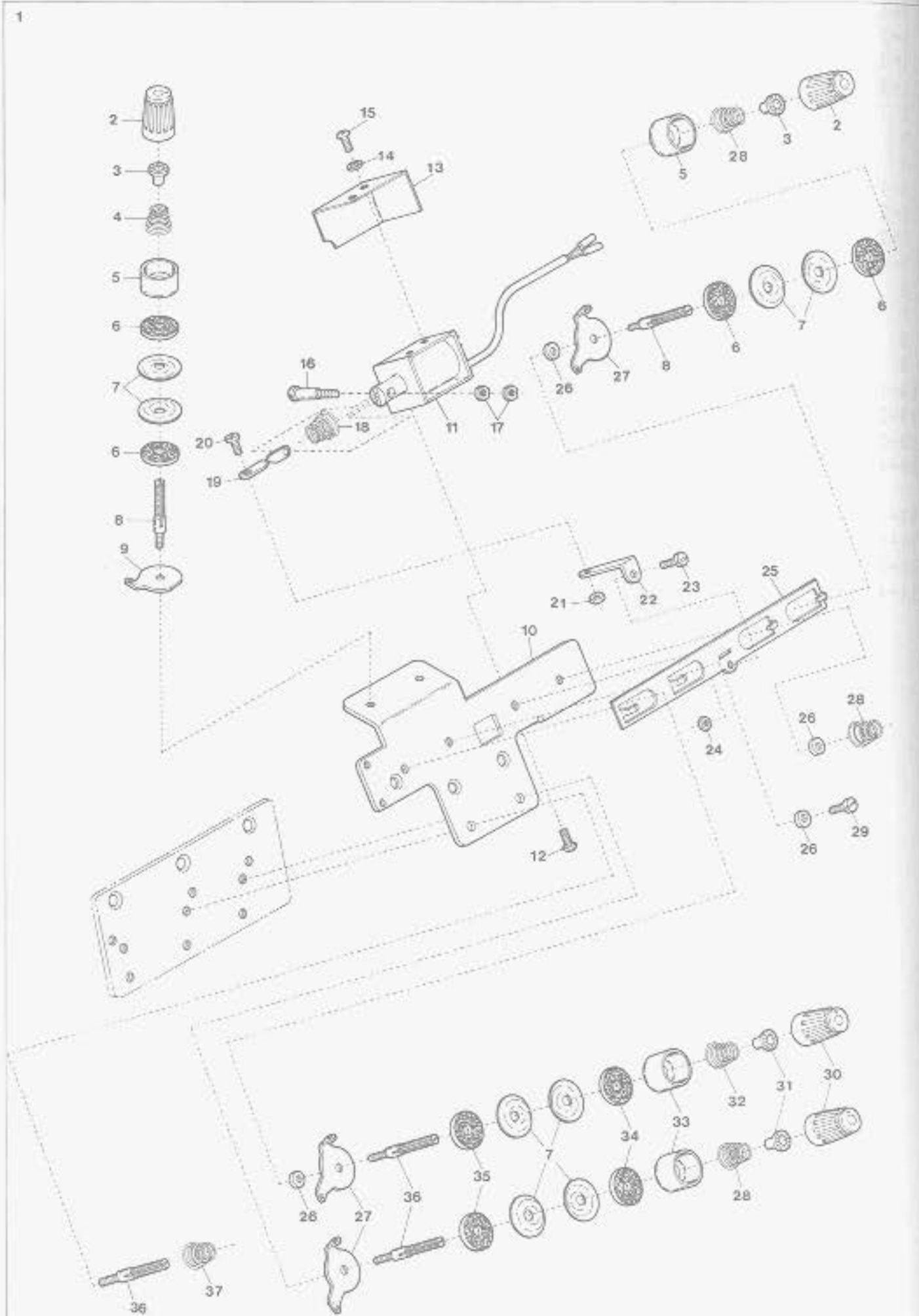
"KR2" DEVICE(3)

Ref. No	Parts No
1-1	2107335
1-2	2107336
1-3	2107337
1-4	2107338
2	0024100
3	004351
4	2107280
5-1	2107220
5-2	2107221
5-3	2107222
5-4	2107223
6	2107162
7	005036
8	2107219
9	004237
10-1	2107339
10-2	2107340
10-3	2107341
10-4	2107342
11-1	2107230
11-2	2107231
11-3	2107232
11-4	2107233

"KR2"装置(3)

Description	品名	Amt. Req.
Presser Foot, Complete Set(03)	押エ(組)	1
" "	" (04)	1
" "	" (05)	1
" "	" (06)	1
Presser Foot Hinge	押エヒンジ	1
Screw(9/64-40×7)	止ネジ	1
Presser Foot(Lower)	押エ(下)	1
Presser Foot Stitch Tongue(03)	爪	1
" "	" (04)	1
" "	" (05)	1
" "	" (06)	1
Presser Foot Hinge Spring	押エヒンジバネ	1
Screw(1/8-44×5.6)	止ネジ	1
Presser Foot Chain Shield	空糸押エ	1
Screw(3/32-56×2.6)	止ネジ	1
Presser Foot, Complete Set(Y5)	押エ(組)	1
" "	" (Y6)	1
" "	" (X4)	1
" "	" (X5)	1
Presser Foot Stitch Tongue(Y5)	爪	1
" "	" (Y6)	1
" "	" (X4)	1
" "	" (X5)	1

"KR2" DEVICE(4) for AZ8003H-A



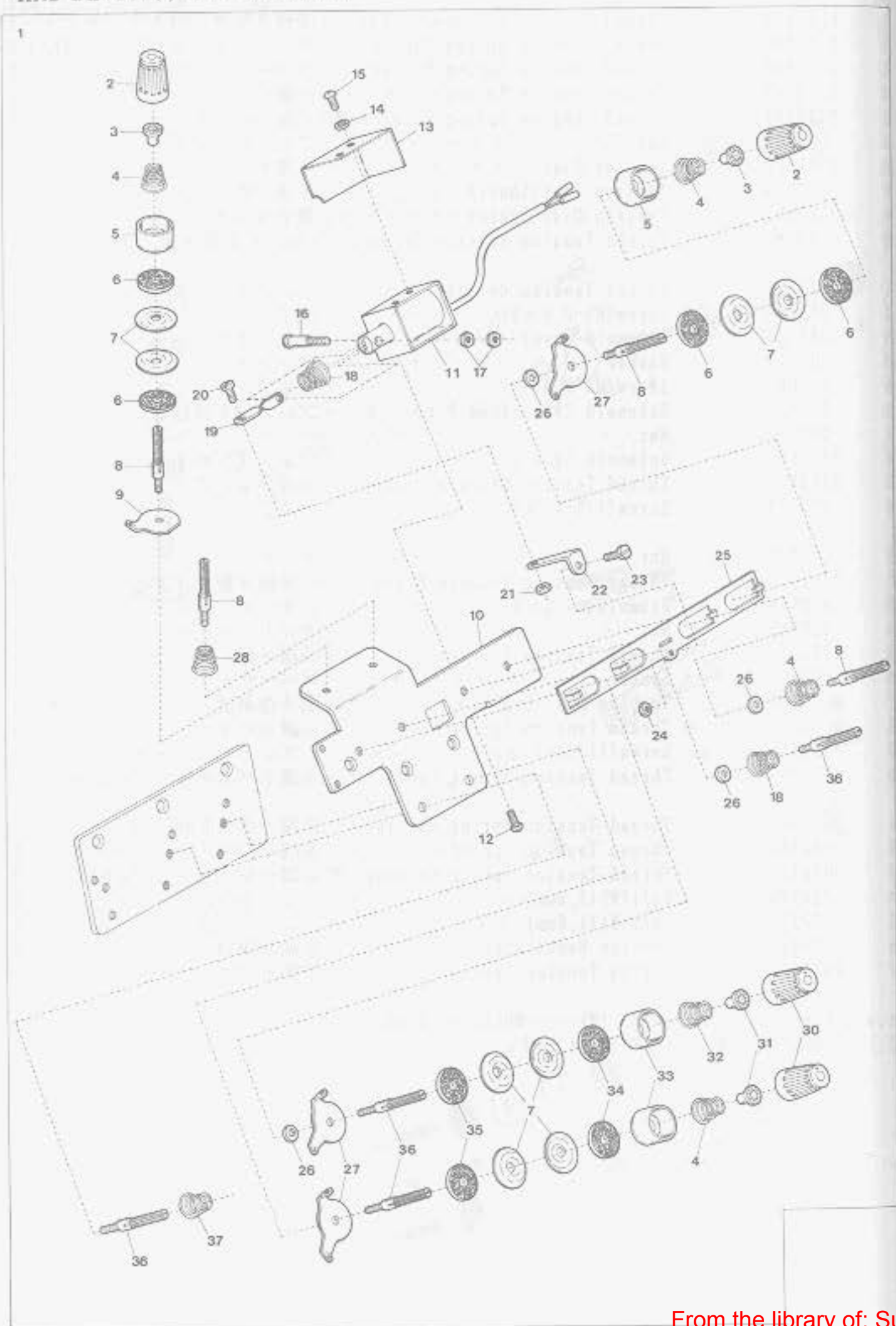
"KR2" DEVICE(4) for AZ8003H-A

"KR2"装置(4)

Ref. No.	Parts No.	Description	品名	Amt. Req.
1	2101056	Thread Tension Release, C. Set	糸緩メ装置(組)	1
2	0033806	Thread Tension Spring Cap(G)	糸調子バネキャップ(上)(緑)	3
3	0033890	Thread Tension Spring Bushing	糸調子ナット回り止メ	3
4	0020103	Thread Tension Spring	糸調子バネ	1
5	0033807	Thread Tension Spring Retainer(G)	糸調子バネキャップ(下)(緑)	3
6	000286	Felt(G)	フェルト(緑)	6
7	0031111	Tension Disc	糸調子皿	12
8	007904	Tension Post(Short)	糸調子棒(短)	3
9	0036853	Tension Disc Eyelet	調子台糸道	1
10	0023185	Thread Tension Release Supporting Board	糸緩メ台	1
11	0011839	Thread Tension Release Solenoid	ソレノイド	1
12	009994	Screw(M3-0.5×8)	止ネジ	2
13	0023189	Solenoid Cover	ソレノイドカバー	1
14	000014	Washer	ワッシャ	2
15	009995	Screw(M3-0.5×5)	止ネジ	2
16	005128	Solenoid Connecting Pin	ソレノイド連結ピン	1
17	000021	Nut	ナット	2
18	0032971	Solenoid Spring	ソレノイドバネ	1
19	2101172	Thread Tension Release Link	糸緩メリンク	1
20	270016	Screw(1/8-44×5.5)	止ネジ	1
21	000330	Nut	ナット	1
22	2101148	Thread Tension Release Plate Guide	糸緩メ板ガイド	1
23	009746	Screw(M4-0.7×8)	止ネジ	1
24	000015	Nut	ナット	1
25	2101330	Thread Tension Release Plate	糸緩メ板	1
26	000496	Spacer	スペーサ	4
27	0020101	Tension Disc Eyelet	調子台糸道	5
28	0024157	Thread Tension Spring	糸調子バネ	3
29	009853	Screw(11/64-40×6.5)	止ネジ	1
30	0024084	Thread Tension Spring Cap(W)	糸調子バネキャップ(上)(白)	3
31	0024083	Thread Tension Spring Bushing	糸調子ナット回り止メ	3
32	0024156	Thread Tension Spring	糸調子バネ	1
33	0020118	Thread Tension Spring Retainer(W)	糸調子バネキャップ(下)(白)	3
34	000178	Felt(W)(2.5mm)	フェルト(白)	3
35	000177	Felt(W)(1.0mm)	フェルト(白)	3
36	007903	Tension Post(Long)	糸調子棒(長)	3
37	0032952	Thread Tension Spring	糸調子バネ	1

Note: (G).....Green colored, (W).....White colored.
 (注) (G)は緑色、(W)は白色を表わします。

"KR2"DEVICE(5) for AZ8020H-A



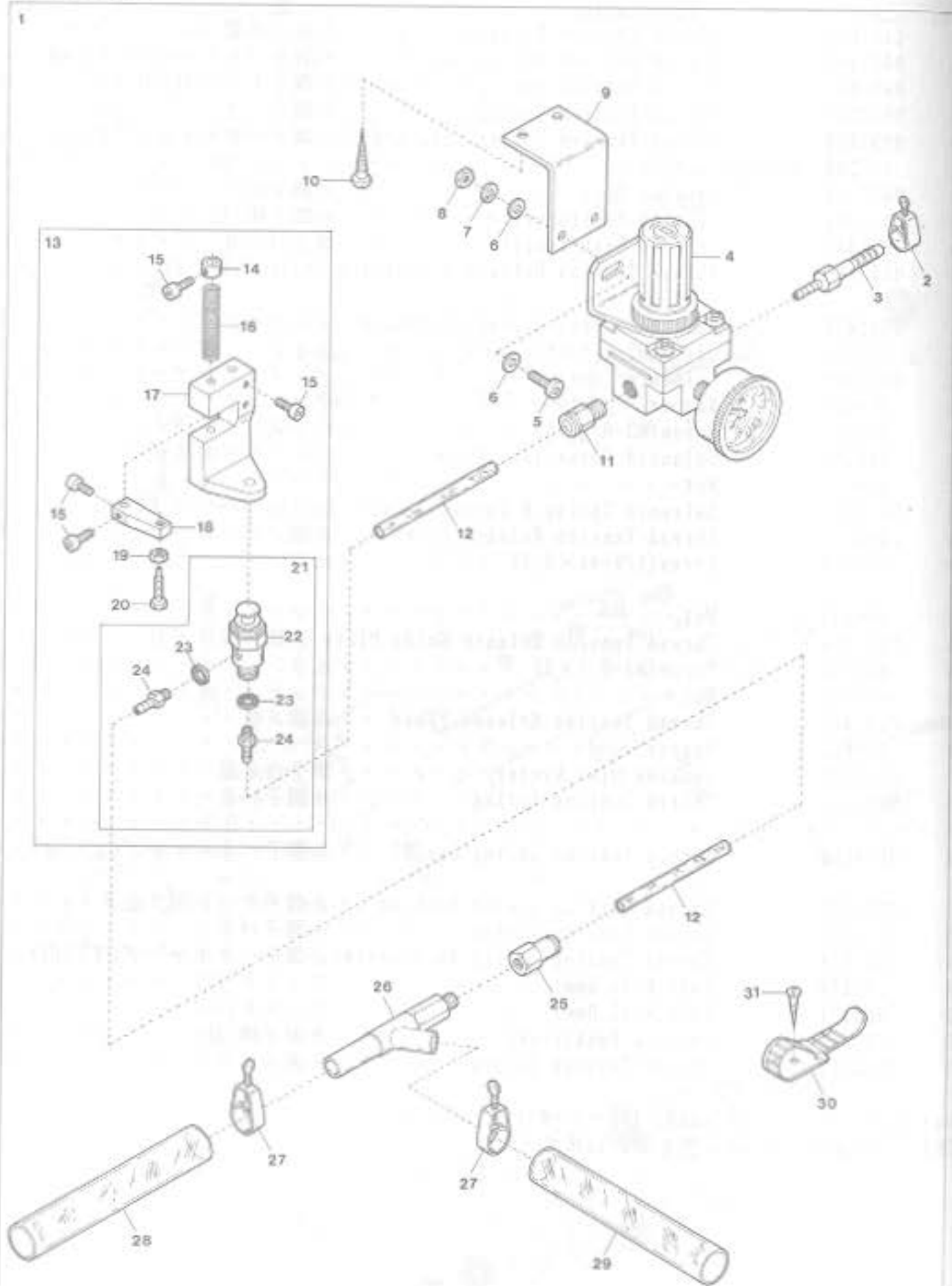
"KR2" DEVICE(5) for AZ8020H-A

"KR2"装置(5)

Ref. No.	Parts No.	Description	品名	Amt. Req.
1	2101057	Thread Tension Release, C. Set	糸緩メ装置(組)	1
2	0033806	Thread Tension Spring Cap(G)	糸調子バネキャップ(上)(緑)	4
3	0033890	Thread Tension Spring Bushing	糸調子ナット回り止メ	4
4	0024157	Thread Tension Spring	糸調子バネ	4
5	0033807	Thread Tension Spring Retainer(G)	糸調子バネキャップ(下)(緑)	4
6	000286	Felt(G)	フェルト(緑)	8
7	0031111	Tension Disc	糸調子皿	16
8	007904	Tension Post(Short)	糸調子棒(短)	4
9	0036853	Tension Disc Eyelet	調子台糸道	2
10	0023185	Thread Tension Release Supporting Board	糸緩メ台	1
11	0011839	Thread Tension Release Solenoid	ソレノイド	1
12	009994	Screw(M3-0.5×8)	止ネジ	2
13	0023189	Solenoid Cover	ソレノイドカバー	1
14	000014	Washer	ワッシャ	2
15	009995	Screw(M3-0.5×5)	止ネジ	2
16	005128	Solenoid Connecting Pin	ソレノイド連結ピン	1
17	000021	Nut	ナット	2
18	0032971	Solenoid Spring & Thread Tension Spring	ソレノイドバネ、糸調子バネ	2
19	2101172	Thread Tension Release Link	糸緩メリンク	1
20	270016	Screw(1/8-44×5.5)	止ネジ	1
21	000330	Nut	ナット	1
22	2101148	Thread Tension Release Guide Plate	糸緩メ板ガイド	1
23	009746	Screw(M4-0.7×8)	止ネジ	1
24	000015	Nut	ナット	1
25	2101330	Thread Tension Release Plate	糸緩メ板	1
26	000496	Spacer	スペーサ	4
27	0020101	Tension Disc Eyelet	調子台糸道	6
28	0020103	Thread Tension Spring	糸調子バネ	1
29				
30	0024084	Thread Tension Spring Cap(W)	糸調子バネキャップ(上)(白)	4
31	0024083	Thread Tension Spring Bushing	糸調子ナット回り止メ	4
32	0024156	Thread Tension Spring	糸調子バネ	1
33	0020118	Thread Tension Spring Retainer(W)	糸調子バネキャップ(下)(白)	4
34	000178	Felt(W)(2.5mm)	フェルト(白)	4
35	000177	Felt(W)(1.0mm)	フェルト(白)	4
36	007903	Tension Post(Long)	糸調子棒(長)	4
37	0032952	Thread Tension Spring	糸調子バネ	1

Note:(G).....Green colored, (W).....White colored.
 (注) (G)は緑色、(W)は白色を表わします。

"C" DEVICE



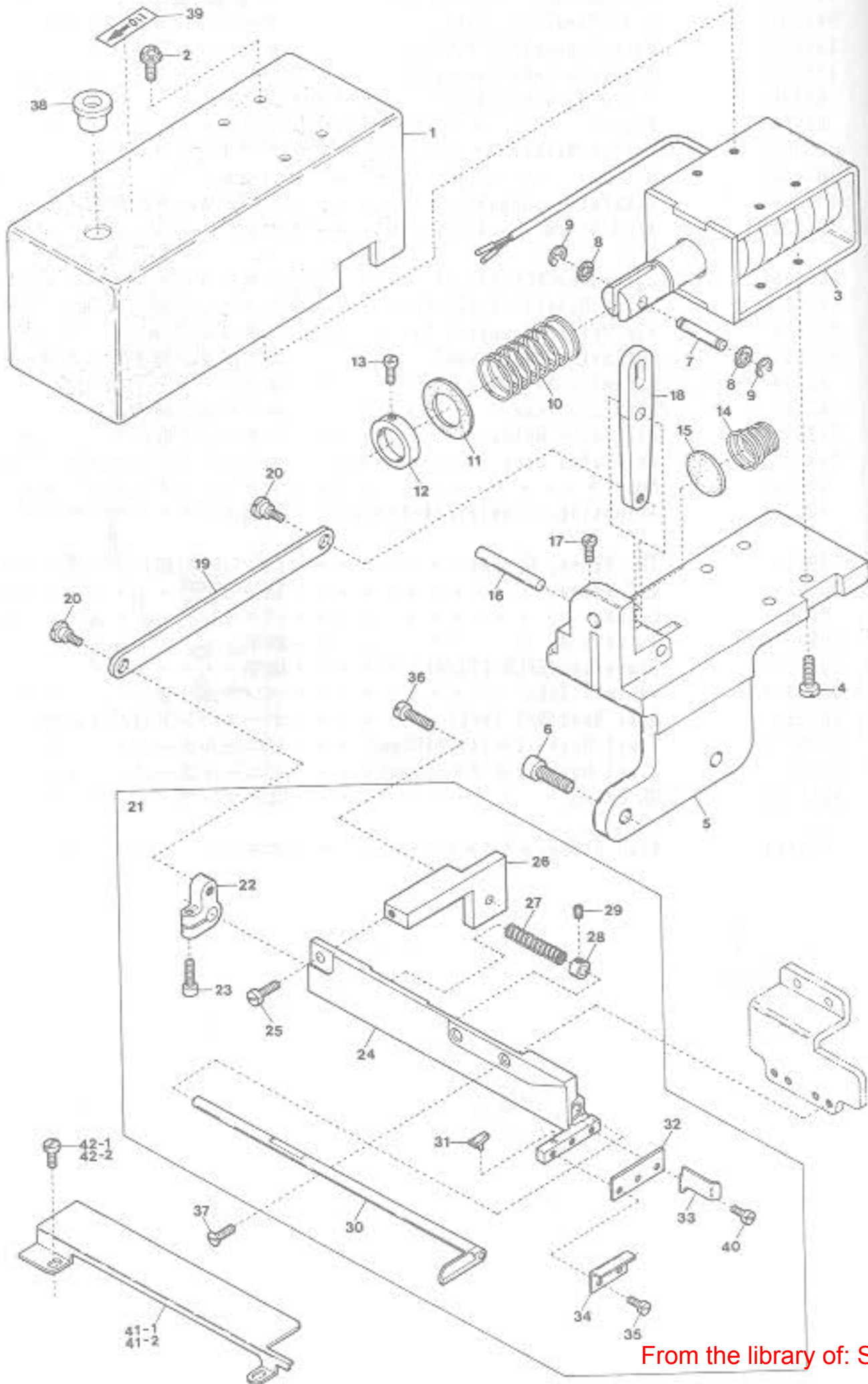
"C" DEVICE

Ref. No.	Parts No.
1	2109932
2	0033939
3	1094011
4	1097000
5	009960
6	000669
7	000690
8	000009
9	1097001
10	006905
11	0010263
12	1096000
13	1298000
14	0033938
15	005040
16	0033937
17	0033936
18	0033935
19	000334
20	005505
21	1090133
22	0010052
23	000623
24	0010112
25	0010290
26	0010310
27	0033940
28	1096004
29	1096005
30	0011987
31	009814

Description

Description	"C"装置	品名	Amt. Req.
"C" Device, Complete Set	"C"装置(組)		1
Hose Band(1/4 inch)	ホースバンド(1/4インチ)		1
Hose Nipple(PT1/8×8)	ホースニップル		1
Regulator(AR2000-01BG)	レギュレータ		1
Screw(M5-0.8×16)	止ネジ		2
Washer	ワッシャ		4
Spring Washer	スプリングワッシャ		2
Nut	ナット		2
Regulator Support	レギュレータ取付板		1
Wood Screw(φ5.1×20)	木ネジ		2
Connector(EC6-PT1/8)	コネクタ		1
Nylon Hose(4×6×2000mm)	ナイロンホース		1
Air Valve, Complete Set	エアバルブ(組)		1
Collar(6.4×13×9mm)	エアバルブ補助バネカラー		1
Screw(11/64-40×8.5)	止ネジ		5
Return Spring	エアバルブ補助バネ		1
Air Valve Holder	エアバルブ取付台		1
Air Valve Stop	エアバルブストッパ		1
Nut	ナット		1
Adjusting Screw(11/64-40×16)	調節ネジ		1
TAC Valve, C. Set	TACバルブ(組)		1
TAC Valve	TACバルブ		1
Gasket	パッキン		2
Joint(I-4)	継手		2
Connector(EFC6-PT1/8)	継手		1
Venturi Tube	ベンチュリ管		1
Hose Band(3/8 inch)	ホースバンド(3/8インチ)		2
Vinyl Hose(12×18×1500mm)	ビニールホース		1
Vinyl Hose(12×18×500mm)	ビニールホース		1
UL Clamp	ULクランプ		3
Wood Screw(φ3.1×20)	木ネジ		3

"MT2" DEVICE(1)



"MT2" DEVICE(1)

Ref. No.	Parts No.
1	2101101
2	005625
3	1062000
4	110016
5	2101100
6	120013
7	2101109
8	000187
9	0033024
10	2101106
11	2101105
12	0026312
13	005036
14	2101137
15	2101104
16	2101103
17	110022
18	2101171
19	2101107
20	004100
21	2101121
22	2101108
23	120018
24	2101119
25	110039
26	2101136
27	0023369
28	0023368
29	003637
30	2121034
31	0023220
32	0023370
33	0026184
34	0023399
35	001230
36	110048
37	007623
38	2101131
39	390014
40	004404
41-1	2101122
41-2	2101145
42-1	110042
42-2	110050

Description

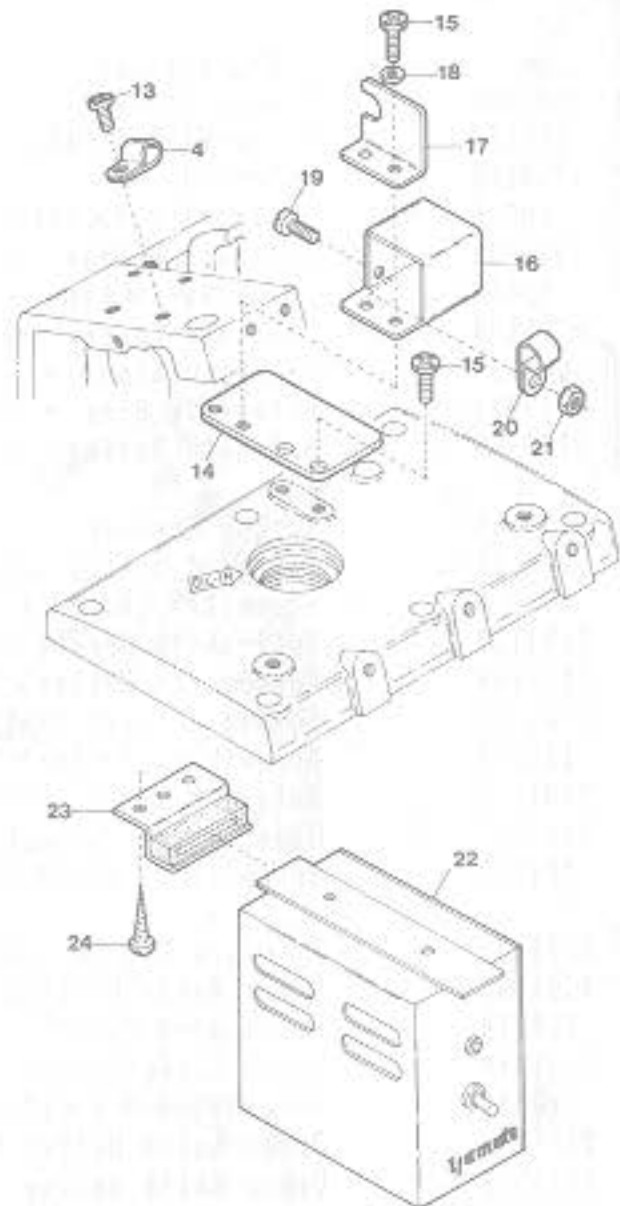
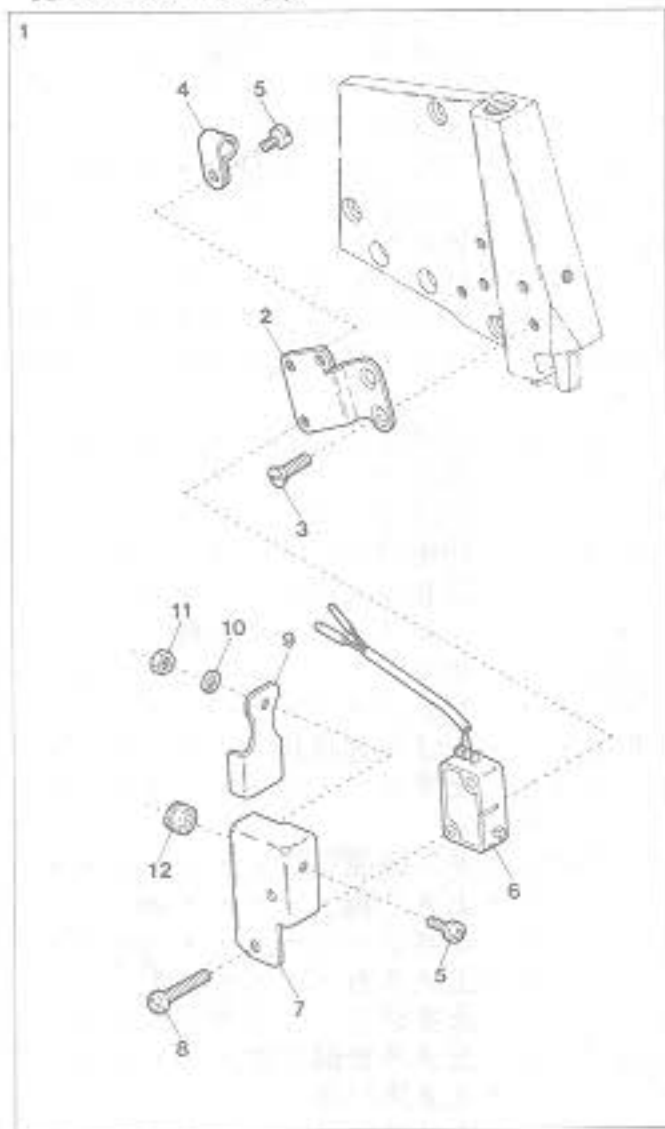
Solenoid Cover	ソレノイドカバー
Screw(M4-0.7×12)	止ネジ
Solenoid	ソレノイド
Screw(M4-0.7×15)	止ネジ
Solenoid Holder	ソレノイド取付台
Screw(M6-1×15)	止ネジ
Solenoid Connecting Pin	連結ピン
Fiber Cushion	防振ファイバー
Retaining Ring	ストップリング
Solenoid Spring	ソレノイドバネ
Spring Receiver	バネ受ケゴム
Solenoid Spring Collar	カラー
Screw(1/8-44×5.6)	止ネジ
Anti-shock Spring	緩衝バネ
Soundproof Rubber	防音ゴム
Solenoid Lever Shaft	ソレノイドレバー軸
Screw(M3-0.5×10)	止ネジ
Solenoid Lever	ソレノイドレバー
Upper Knife Connecting Plate	上メス連結板
Screw(11/64-40×3.2)	止ネジ
Trimming Device, Complete Set	メス装置(組)
Upper Knife Driving Lever	上メス腕
Screw(M4-0.7×10)	止ネジ
Upper Knife Holder	上メス台
Screw(M3.5-0.6×10)	止ネジ
Upper Knife Holder Fixing Block	上メス台固定台
Upper Knife Spring	上メスバネ
Upper Knife Spring Collar	上メスカラー
Screw(1/8-44×2.5)	止ネジ
Upper Knife	上メス
Upper Knife Rubber Cushion	上メスクッション
Lower Knife	下メス
Fabric Guide	布ガイド
Lower Knife Fabric Guide	下メス布案内板
Screw(3/32-56×3.8)	止ネジ
Screw(M4-0.7×10)	止ネジ
Screw(9/64-40×5.3)	止ネジ
Seal Plug	詰栓
Sticker	貼りマーク
Screw(3/32-56×5.1)	止ネジ
Cloth Plate Spacer	クロスプレートスペーサ
" (A28016H)	"
Screw(M3.5-0.6×4)	止ネジ
" (M3.5-0.6×4.5) (A28016H)	"

"MT2"装置(1)

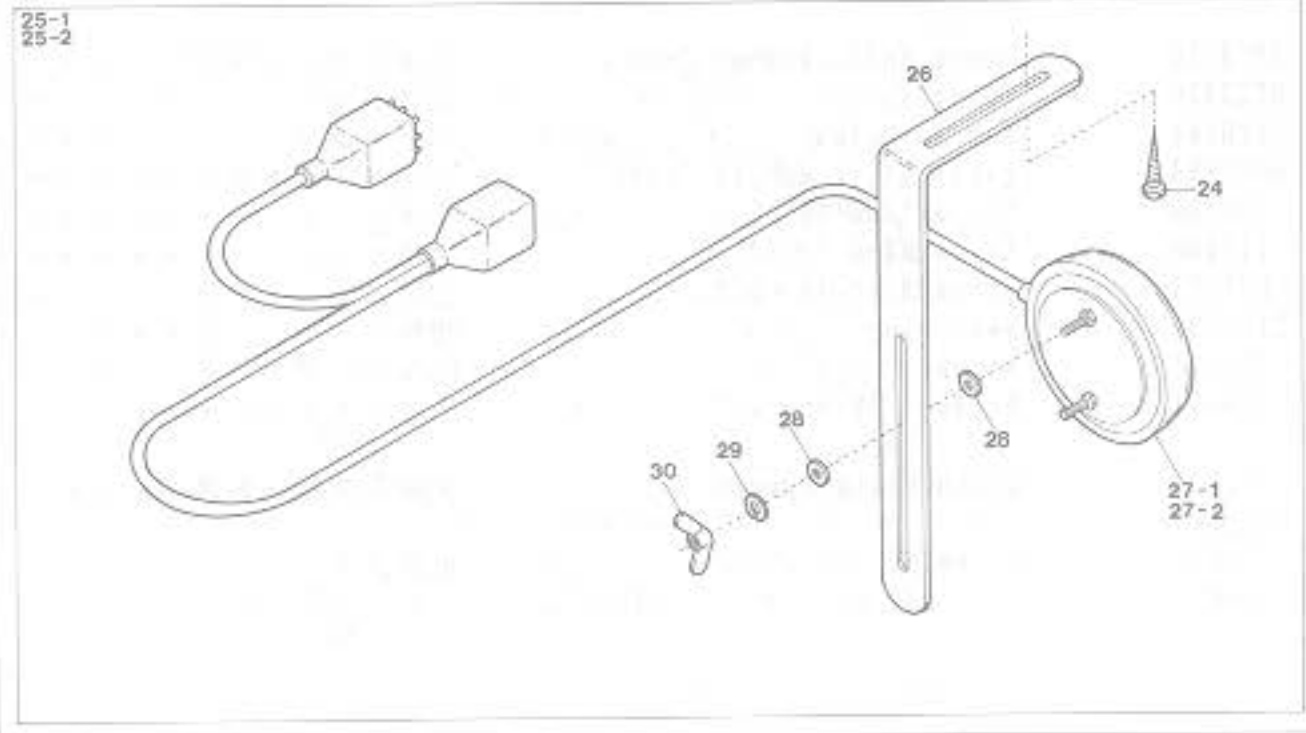
Amt. Req.

品名

"MT2" DEVICE(2)



EXTRA PARTS



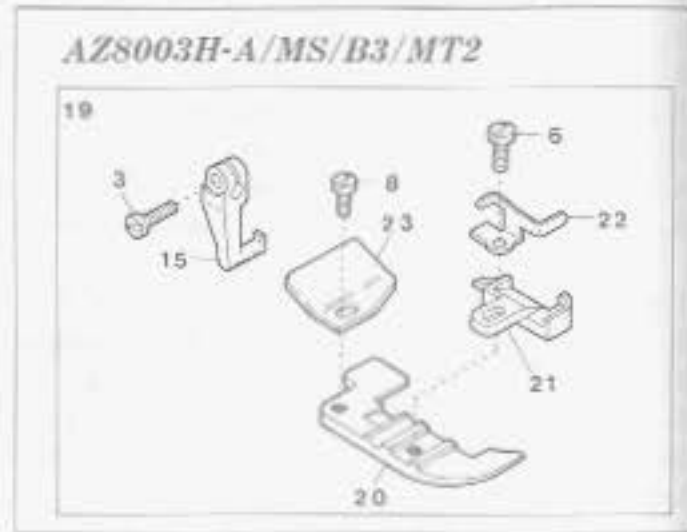
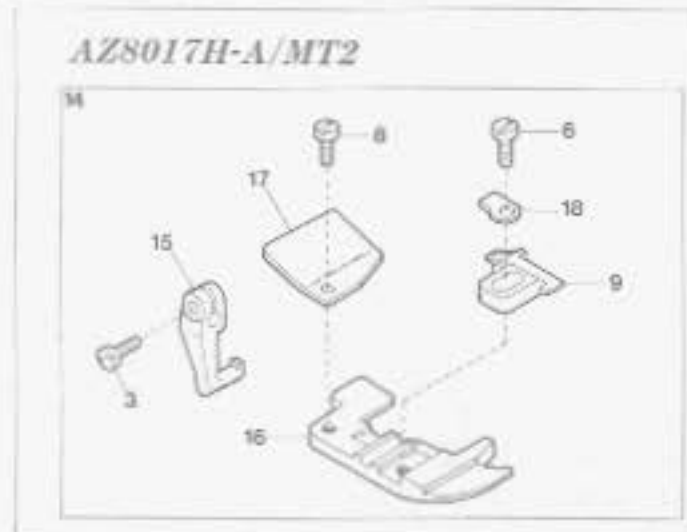
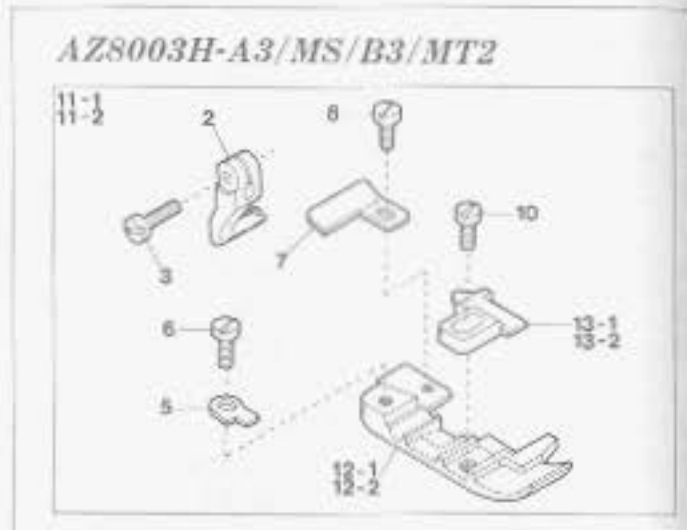
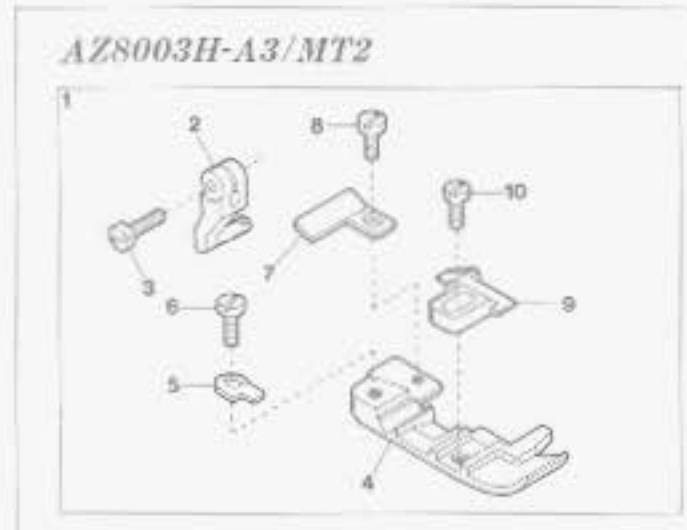
"MT2" DEVICE(2)

Ref. No.	Parts No.
1	1200004
2	2101123
3	130003
4	0094491
5	009995
6	0011967
7	0020989
8	009993
9	0035719
10	000002
11	000488
12	0035722
13	110012
14	2101452
15	110013
16	0011840
17	0011841
18	000665
19	110048
20	0036133
21	100001
22	0011954
23	0011709
24	006905
25-1	0011335
25-2	0011336
26	0092232
27-1	0011338
27-2	0011339
28	300031
29	300033
30	100038

"MT2"装置(2)

Description	品名	Amt. Req.
Manual Switch, Complete Set	スイッチ(組)	1
Switch Support	スイッチ取付板	1
Screw(M4-0.7×7.3)	止ネジ	2
Cord Clamp(φ3.4-2N)	コードクランプ	2
Screw(M3-0.5×5)	止ネジ	2
Switch	スイッチ	1
Switch Cover	スイッチカバー	1
Screw(M3-0.5×16)	止ネジ	2
Manual Switch Plate	スイッチ板	1
Spring Washer	スプリングワッシャ	1
Nut	ナット	1
Cord Bushing	コードブッシュ	1
Screw(M4-0.7×5)	止ネジ	1
Connector Case Support	コネクタケース取付板	1
Screw(M4-0.7×8)	止ネジ	4
Connector Case	コネクタケース	1
Connector Case Lid	コネクタケース蓋	1
Washer	ワッシャ	2
Screw(M4-0.7×10)	止ネジ	1
Cord Clamp(φ8.4-5N)	コードクランプ	1
Nut	ナット	1
Control Box, Complete Set	MT制御装置(組)	1
Control Box Stay	制御ボックスステイ	2
Wood Screw(φ5.1×20)	木ネジ	6
Knee Switch, C. Set(for Knee Only)	膝スイッチ(組)(膝のみ)	1
" " (for Knee or Finger)	膝スイッチ(組)(膝又は指)	1
Knee Switch Holder	スイッチ取付板	1
Knee Switch(for Knee only)	膝スイッチ(膝のみ)	1
" (for Knee or Finger)	" (膝又は指)	1
Washer	ワッシャ	4
Spring Washer	スプリングワッシャ	2
Wing Nut	チョウナット	2

"MT2" DEVICE (3)



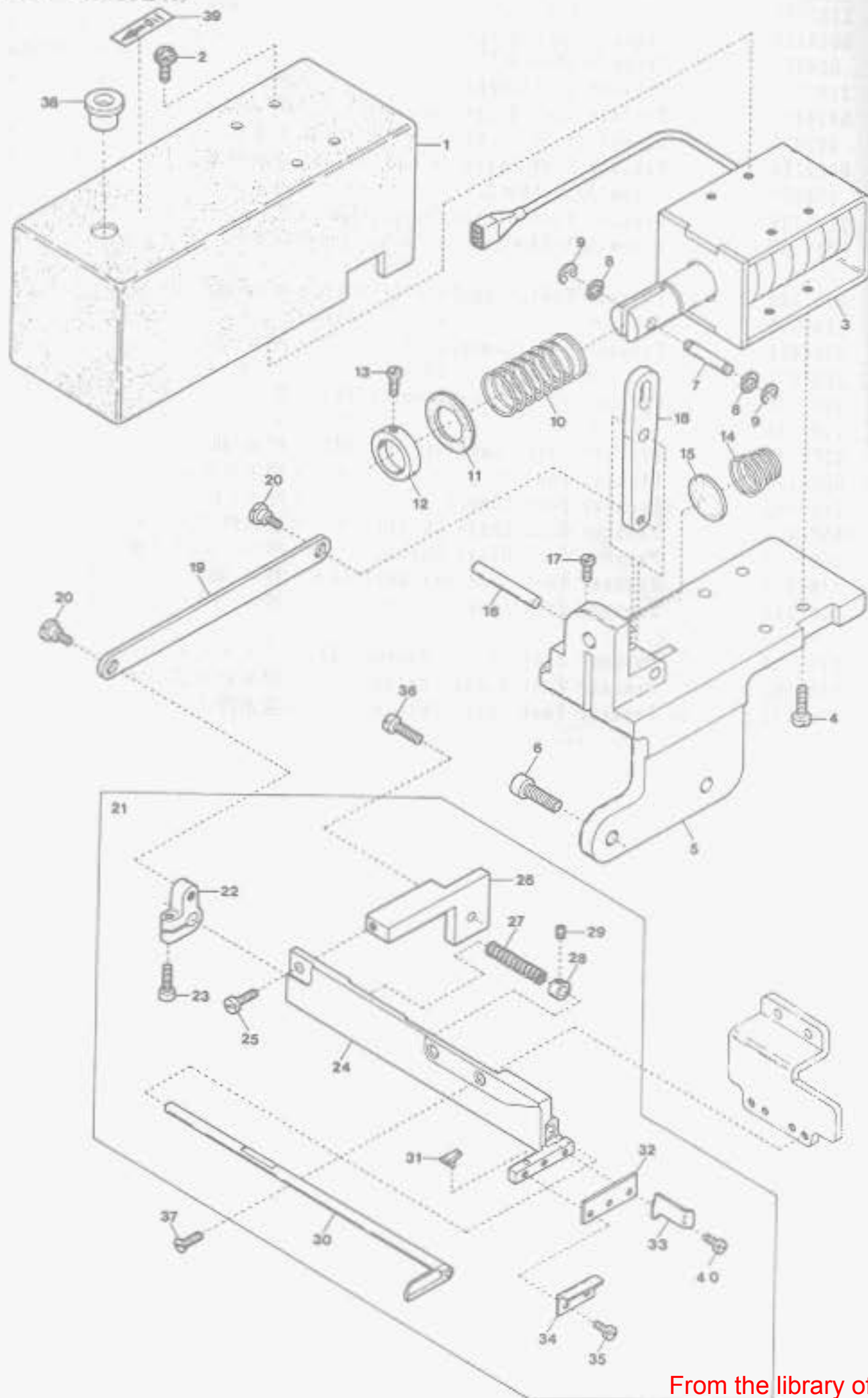
"MT2" DEVICE(3)

Ref. No.	Parts No.
1	2107381
2	0024420
3	004351
4	2107037
5	0024421
6	005036
7	0022156
8	004237
9	2107009
10	009730
11-1	2107380
11-2	2107395
12-1	0024422
12-2	2107037
13-1	2107048
13-2	2107038
14	2107396
15	0024100
16	2107045
17	0022416
18	0021005
19	2107317
20	2107280
21	2107224
22	2107162
23	0034535

"MT2"装置(3)

Description	品名	Amt. Req.
Presser Foot, Complete Set(05)	押エ(組)	1
Presser Foot Hinge	押エヒンジ	1
Screw(9/64-40×7)	止ネジ	1
Presser Foot(Lower)	押エ(下)	1
Presser Foot Hinge Spring	押エヒンジバネ	1
Screw(1/8-44×5.6)	止ネジ	1
Presser Foot Chain Shield	空糸押エ	1
Screw(3/32-56×2.6)	止ネジ	1
Presser Foot Stitch Tongue(05)	爪	1
Screw(1/8-44×5.3)	止ネジ	1
Presser Foot, Complete Set(04)	押エ(組)	1
" " (05)	"	1
Presser Foot(Lower)(04)	押エ(下)	1
" " (05)	"	1
Presser Foot Stitch Tongue(04)	爪	1
" " (05)	"	1
Presser Foot, Complete Set(04)	押エ(組)	1
Presser Foot Hinge	押エヒンジ	1
Presser Foot(Lower)	押エ(下)	1
Presser Foot Chain Shield	空糸押エ	1
Presser Foot Hinge Spring	押エヒンジバネ	1
Presser Foot Complete Set(03)	押エ(組)	1
Presser Foot(Lower)	押エ(下)	1
Presser Foot Stitch Tongue(03)	爪	1
Presser Foot Hinge Spring	押エヒンジバネ	1
Presser Foot Chain Shield	空糸押エ	1

"MU5" DEVICE (1)



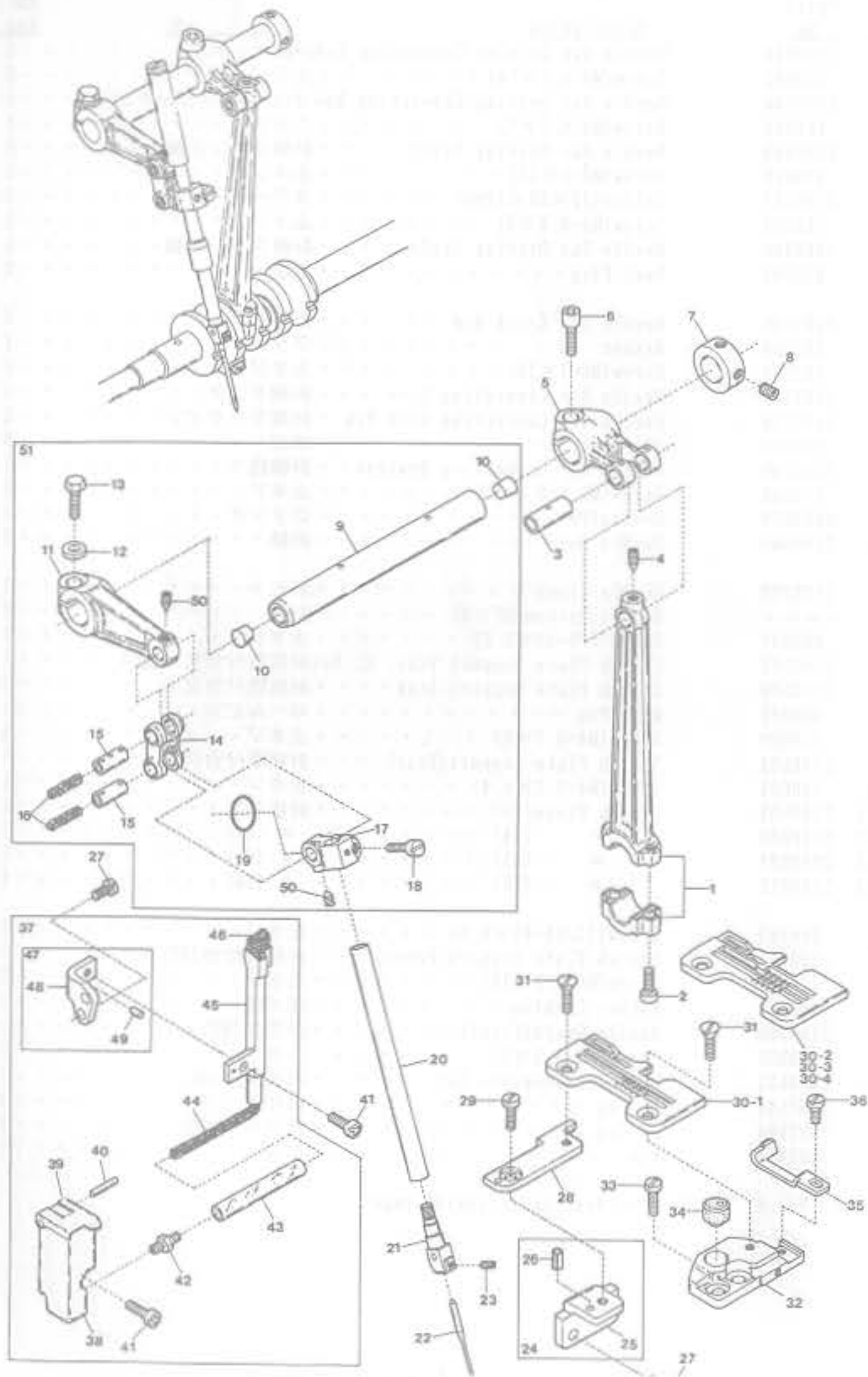
"MU5" DEVICE (1)

Ref. No.	Parts No.
1	2101101
2	005625
3	1062001
4	110016
5	2101100
6	120013
7	2101109
8	000187
9	0033024
10	2101106
11	2101105
12	0026312
13	005036
14	2101137
15	2101104
16	2101103
17	110022
18	2101171
19	2101107
20	004100
21	2101121
22	2101108
23	120018
24	2101119
25	110039
26	2101136
27	0023369
28	0023368
29	003637
30	2121034
31	0023220
32	0023370
33	0026184
34	0023399
35	001230
36	110048
37	007623
38	2101131
39	390014
40	004404

Description

Description	品名	Amt. Req.
Solenoid Cover	ソレノイドカバー	1
Screw (M4-0.7×12)	止ネジ	4
Solenoid	ソレノイド	1
Screw (M4-0.7×15)	止ネジ	4
Solenoid Holder	ソレノイド取付台	1
Screw (M6-1×15)	止ネジ	4
Solenoid Connecting Pin	連結ピン	1
Fiber Cushion	防振ファイバー	2
Retaining Ring	ストップリング	2
Solenoid Spring	ソレノイドバネ	1
Spring Receiver	バネ受けゴム	1
Solenoid Spring Collar	カラー	1
Screw (1/8-44×5.6)	止ネジ	2
Anti-shock Spring	緩衝バネ	1
Soundproof Rubber	防音ゴム	1
Solenoid Lever Shaft	ソレノイドレバー軸	1
Screw (M3-0.5×10)	止ネジ	1
Solenoid Lever	ソレノイドレバー	1
Upper Knife Connecting Plate	上メス連結板	1
Screw (11/64-40×3.2)	止ネジ	2
Trimming Device, Complete Set	メス装置(組)	1
Upper Knife Driving Lever	上メス腕	1
Screw (M4-0.7×10)	止ネジ	1
Upper Knife Holder	上メス台	1
Screw (M3.5-0.6×10)	止ネジ	1
Upper Knife Holder Fixing Block	上メス台固定台	1
Upper Knife Spring	上メスバネ	1
Upper Knife Spring Collar	上メスカラー	1
Screw (1/8-44×2.5)	止ネジ	1
Upper Knife	上メス	1
Upper Knife Rubber Cushion	上メスクッション	1
Lower Knife	下メス	1
Fabric Guide	布ガイド	1
Lower Knife Fabric Guide	下メス布案内板	1
Screw (3/32-56×3.8)	止ネジ	2
Screw (M4-0.7×10)	止ネジ	1
Screw (9/64-40×5.3)	止ネジ	2
Seal Plug	詰栓	1
Sticker	貼リマーク	1
Screw (3/32-56×5.1)	止ネジ	1

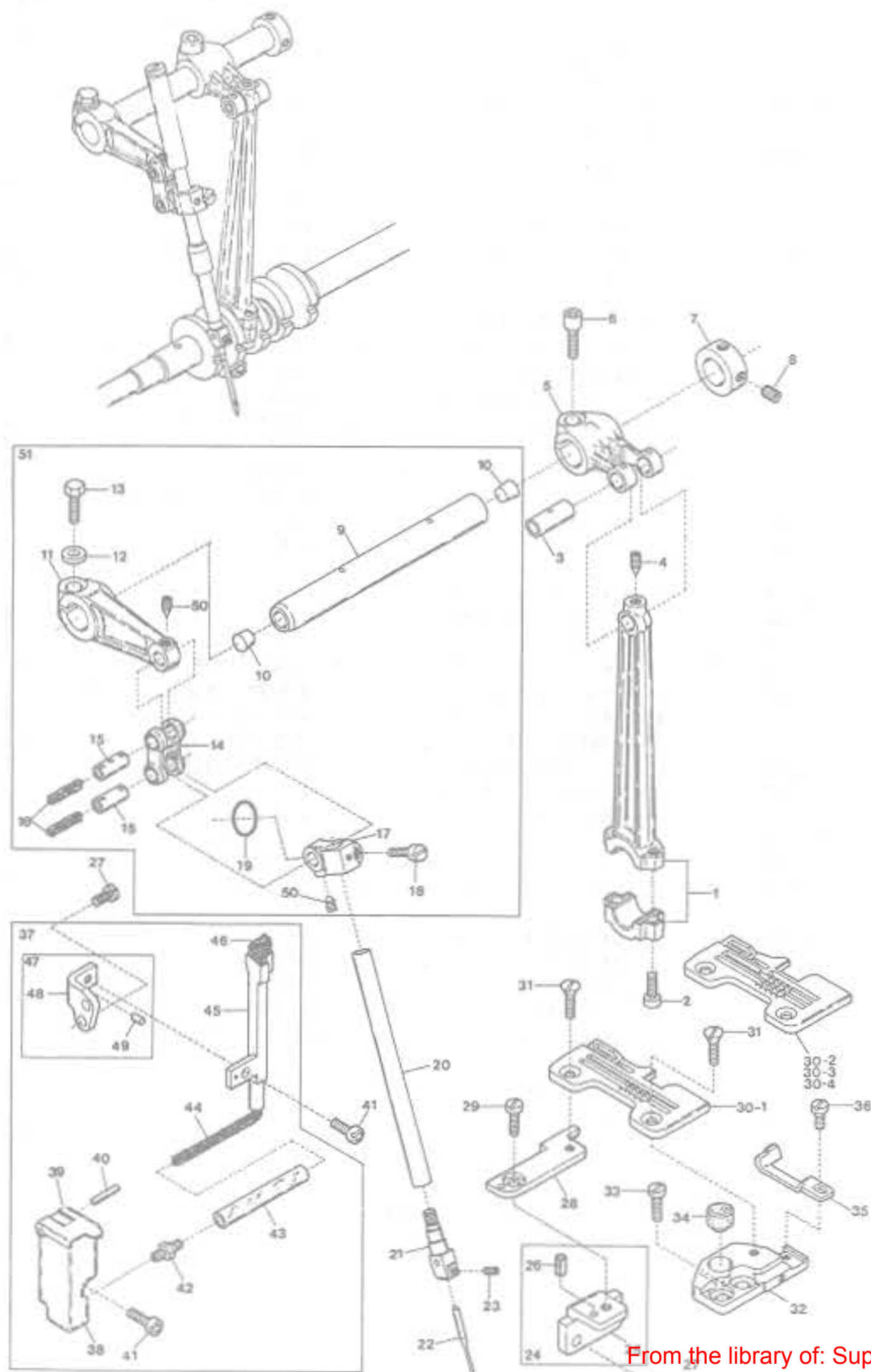
Amt. Req.



NEEDLE BAR DRIVING MECHANISM

Ref. No.	Parts No.	Description	品名	Amt.
41	110013	Screw(M4-0.7×8)	止ネジ	2
42	009909	Tube Joint	パイプ継手	1
43	2100152	Oil Tube(70mm)	給油パイプ(70mm)	1
44	310005	Oil Wick	油芯	1
45	2100533	HR Felt Holder	HRフェルト受ケ	1
46	310001	HR Felt	HRフェルト	1
47	2100535	HR Felt Holder Bracket, C. Set	HR取付台(組)	1
48	2100536	HR Felt Holder Bracket	HR取付台	1
49	000393	Roll Pin	ロールピン	1
50	160016	Screw(M4-0.7×4.5)	止ネジ	2
51	2100153	Needle Bar Crank Arm, C. Set	針棒クランク(組)	1

※ Ref. No. 1 to 40 See the preceding page.

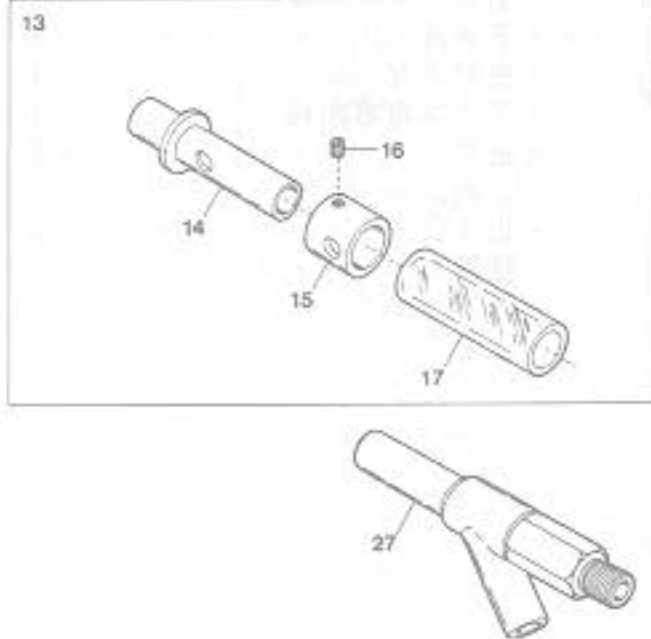
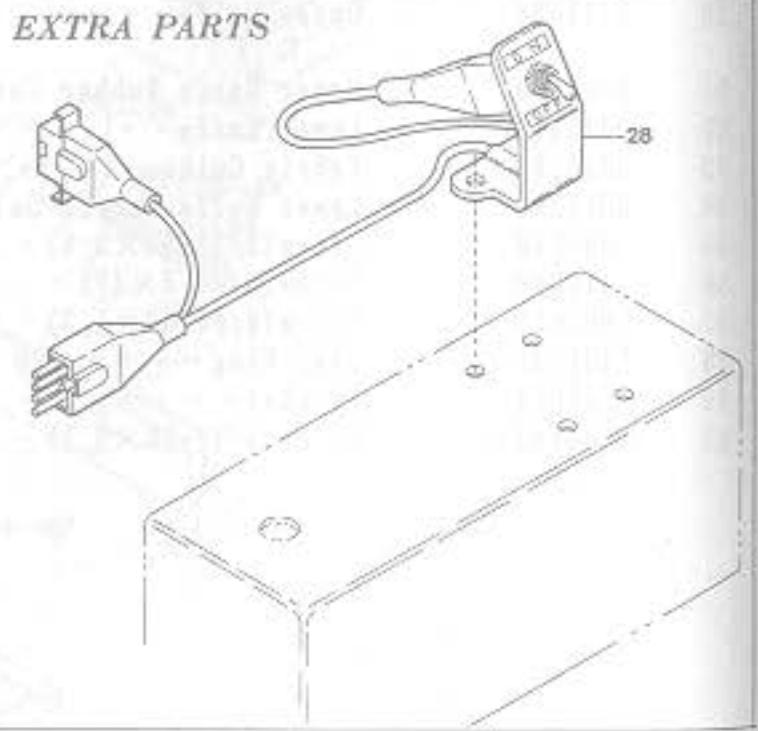
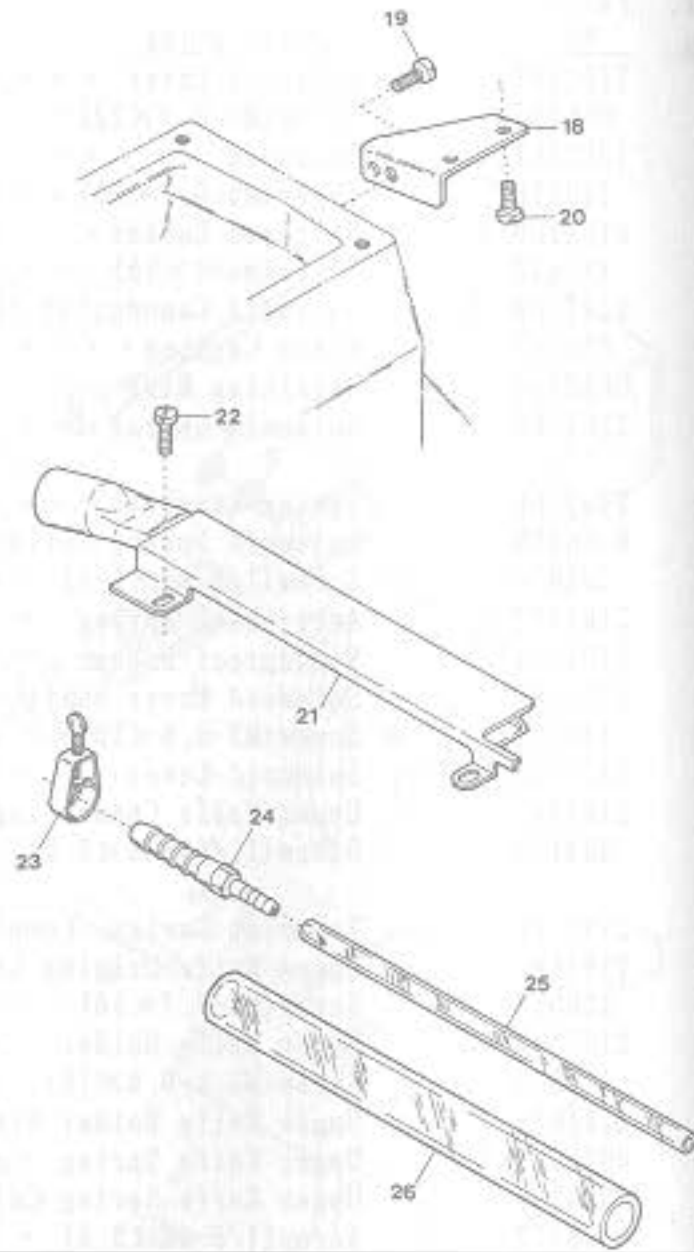
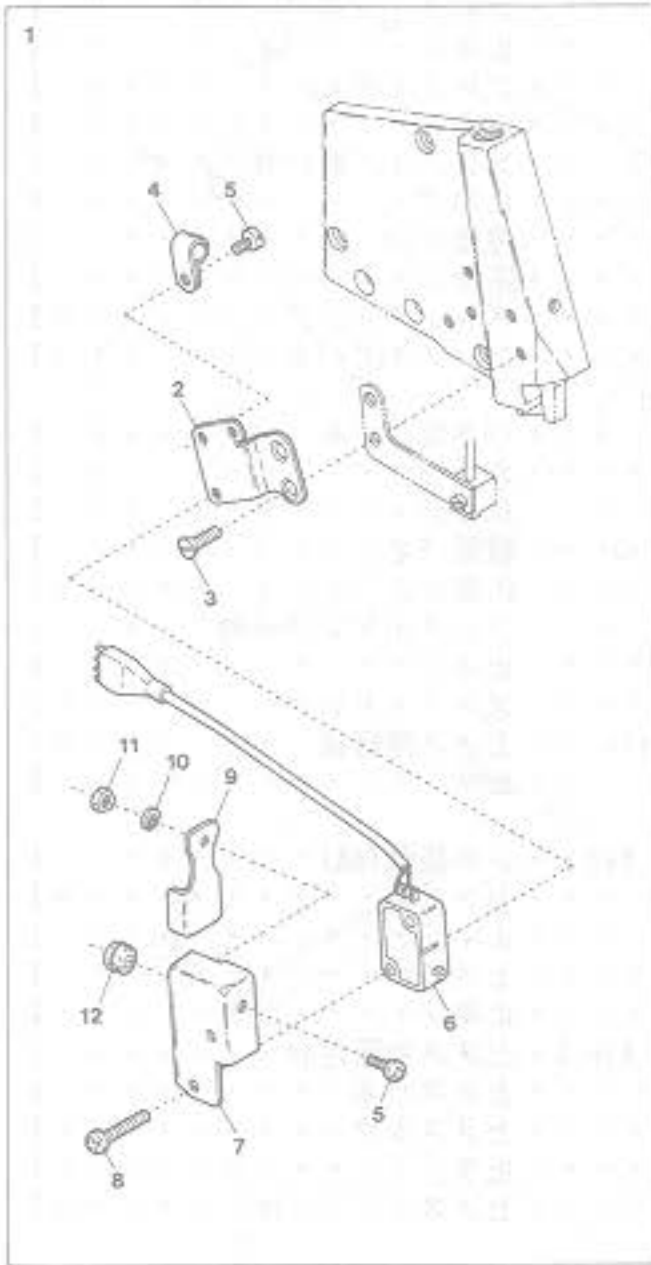


NEEDLE BAR DRIVING MECHANISM

Ref. No.	Parts No.	Description	品名	Amt.
41	110013	Screw(M4-0.7×8)	止ネジ	2
42	009909	Tube Joint	パイプ継手	1
43	2100152	Oil Tube(70mm)	給油パイプ(70mm)	1
44	310005	Oil Wick	油芯	1
45	2100533	HR Felt Holder	HRフェルト受ケ	1
46	310001	HR Felt	HRフェルト	1
47	2100535	HR Felt Holder Bracket, C. Set	HR取付台(組)	1
48	2100536	HR Felt Holder Bracket	HR取付台	1
49	000393	Roll Pin	ロールピン	1
50	160016	Screw(M4-0.7×4.5)	止ネジ	2
51	2100153	Needle Bar Crank Arm, C. Set	針棒クランク(組)	1

※ Ref. No. 1 to 40 See the preceding page.

"MU5" DEVICE(2)



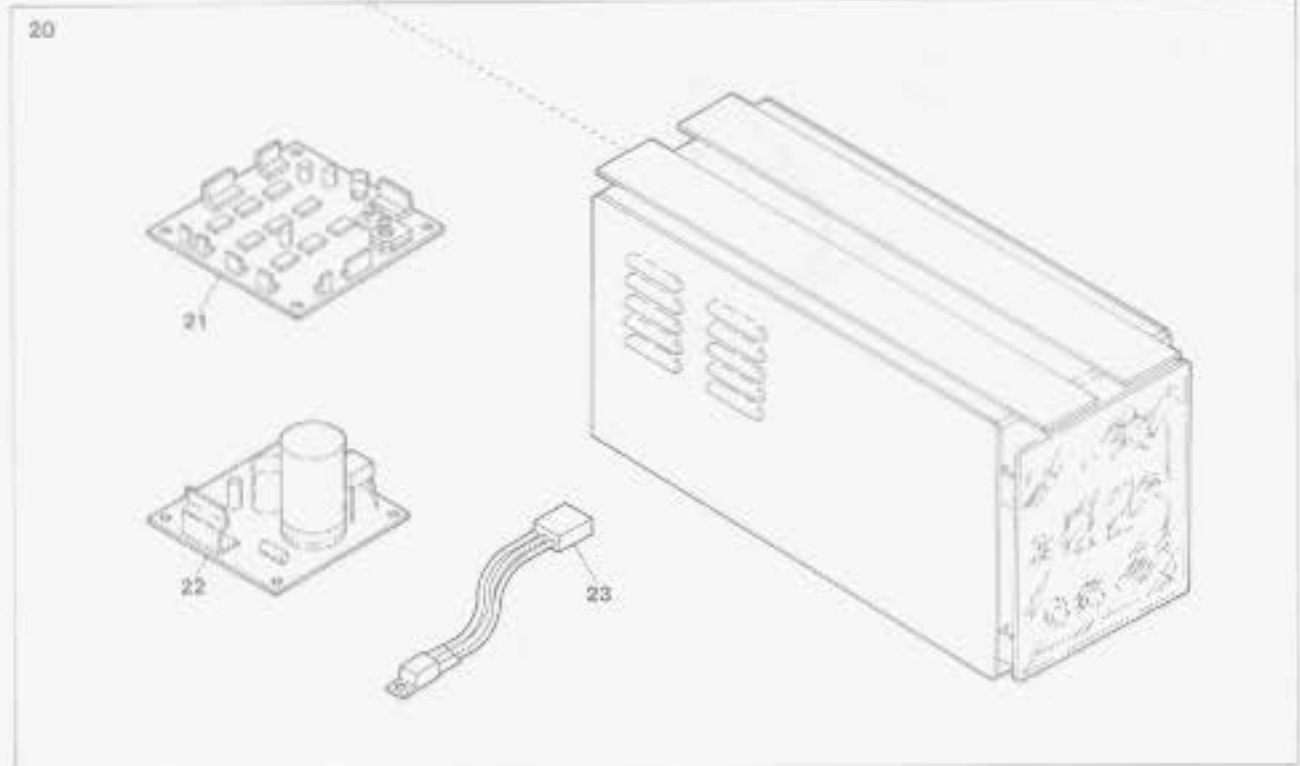
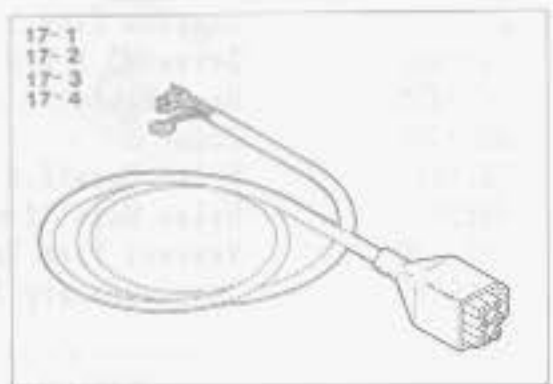
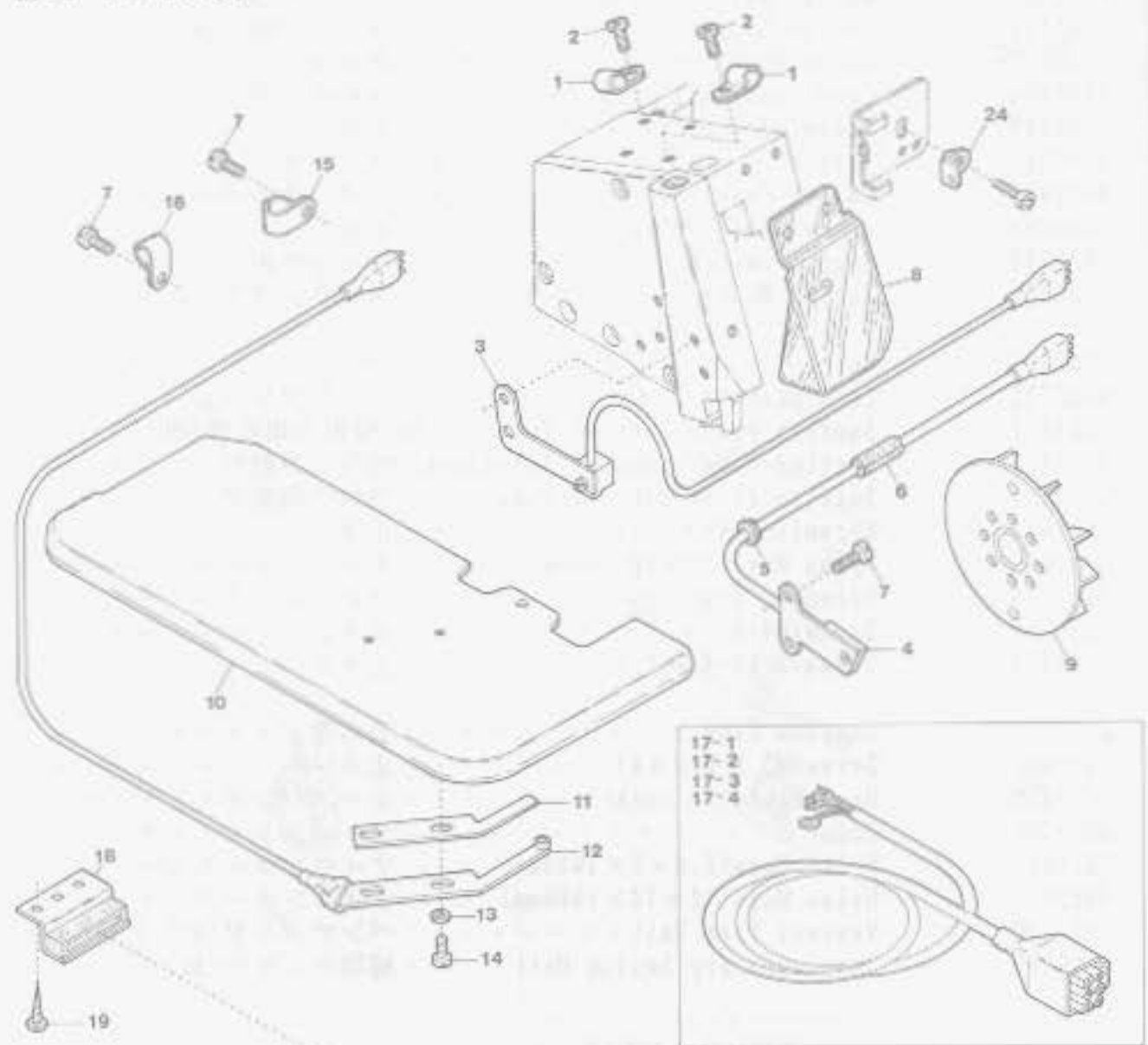
"MU5" DEVICE(2)

Ref. No	Parts No
1	1200005
2	2101123
3	130003
4	0094491
5	009995
6	1200021
7	0020989
8	009993
9	0035719
10	000002
11	000488
12	0035722
13	0021451
14	0021457
15	0021456
16	001892
17	0021450
18	2101138
19	110012
20	004358
21	2101115
22	110042
23	0033939
24	0033932
25	0022404
26	0022392
27	0010310
28	1066063

"MU5"装置(2)

Description	品名	Amt. Req.
Manual Switch, Complete Set	スイッチ(組)	1
Switch Support	スイッチ取付板	1
Screw(M4-0.7×7.3)	止ネジ	2
Cord Clamp(φ3.4-2N)	コードクランプ	1
Screw(M3-0.5×5)	止ネジ	2
Switch	スイッチ	1
Switch Cover	スイッチカバー	1
Screw(M3-0.5×16)	止ネジ	2
Manual Switch Plate	スイッチ板	1
Spring Washer	スプリングワッシャ	1
Nut	ナット	1
Cord Bushing	コードブッシュ	1
Suction Power Control Tube, C. Set	吸引力調整管(組)	1
Suction Power Control Tube(Inner)	吸引力調整台	1
Suction Power Control Tube	吸引力調整管	1
Screw(1/8-44×2.9)	止ネジ	1
Nylon Hose(12×16×50mm)	ナイロンホース	1
Solenoid Stay	ソレノイド支エ	1
Screw(M4-0.7×5)	止ネジ	1
Screw(9/64-40×5.6)	止ネジ	1
Suction Pipe	吸込管	1
Screw(M3.5-0.6×4)	止ネジ	2
Hose Band(1/4 inch)	ホースバンド	1
Joint	ジョイント	1
Nylon Hose(3.8×6×1000mm)	ナイロンホース	1
Nylon Hose(12×18×1000mm)	ナイロンホース	2
Venturi Pipe Unit	ベンチュリ管(組)	1
Supplementary Switch Unit	補助スイッチ(組)	1

"MU5" DEVICE(3)



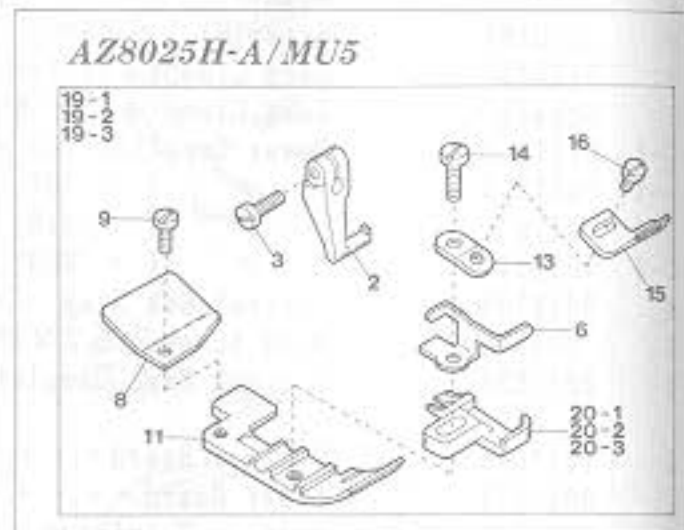
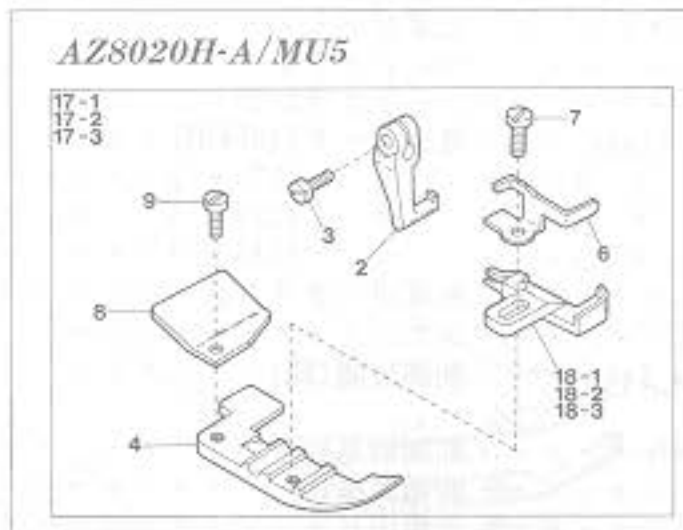
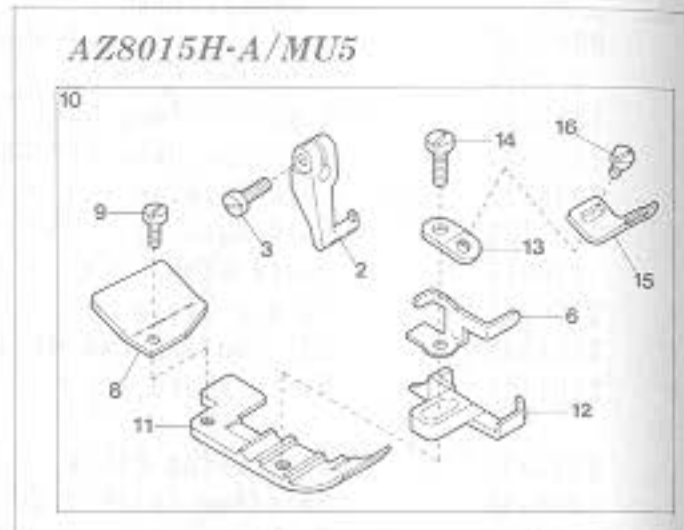
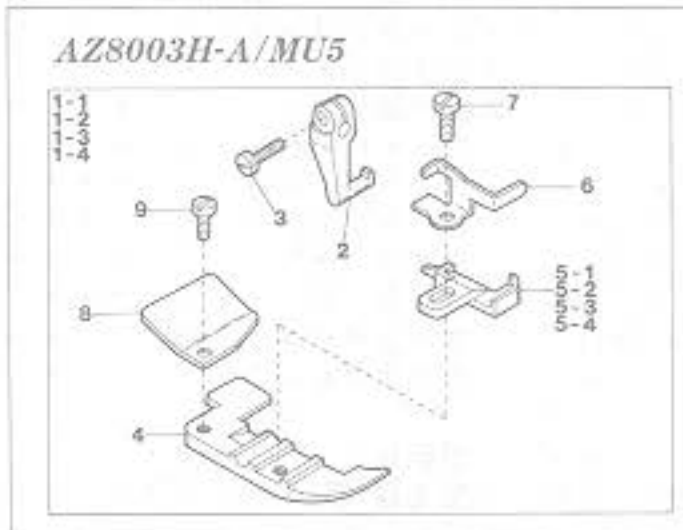
"MU5" DEVICE(3)

Ref. No.	Parts No.
1	0060248
2	110012
3	1200202
4	1200001
5	0035722
6	2101124
7	110013
8	2100082
9	2101045
10	2101113
11	0011995
12	1200198
13	300007
14	110102
15	0010291
16	0094491
17-1	0011943
17-2	0011944
17-3	0011945
17-4	0011946
18	0011709
19	006905
20	0011930
21	1057086
22	0011973
23	0011974
24	2101116

"MU5"装置(3)

Description	品名	Req. Amt.
Cord Clamp(φ 5.3-3N)	コードクランプ	2
Screw(M4-0.7×5)	止ネジ	2
Light Emitter Unit	投光器(組)	1
Rotation Detector Unit	ホールIC(組)	1
Cord Bushing	コードブッシュ	1
Cord Bushing	コードブッシュ	1
Screw(M4-0.7×8)	止ネジ	4
Safety Plate	アイガード	1
Oil Cooling Fan Magnet Unit	ファンマグネット(組)	1
Cloth Plate	クロスプレート	1
Insulating Plate	絶縁板	1
Emission Catcher Unit	受光器(組)	1
Washer	ワッシャ	2
Screw(M2.5-0.45×5)	止ネジ	2
Cord Clamp(φ 13.2-8N)	コードクランプ	1
Cord Clamp(φ 3.4-2N)	コードクランプ	1
Power Cord(for 100 Voltage)	電源コード(100V用)	1
" (" 200 ")	" (200")	1
" (" 220 ")	" (220")	1
" (" 380 ")	" (380")	1
Control Box Stay	制御ボックスステイ	4
Wood Screw(φ 5.1×20)	木ネジ	8
Control Box, Complete Set	制御装置(組)	1
Control Board	MU制御基板	1
Power Board	MU電源基板	1
Voltage Regulator	定電圧IC	1
Tension Disc Auxiliary Eyelet	調子台補助糸道	1

"MU5"DEVICE(4)



"MU5" DEVICE(4)

Ref. Parts

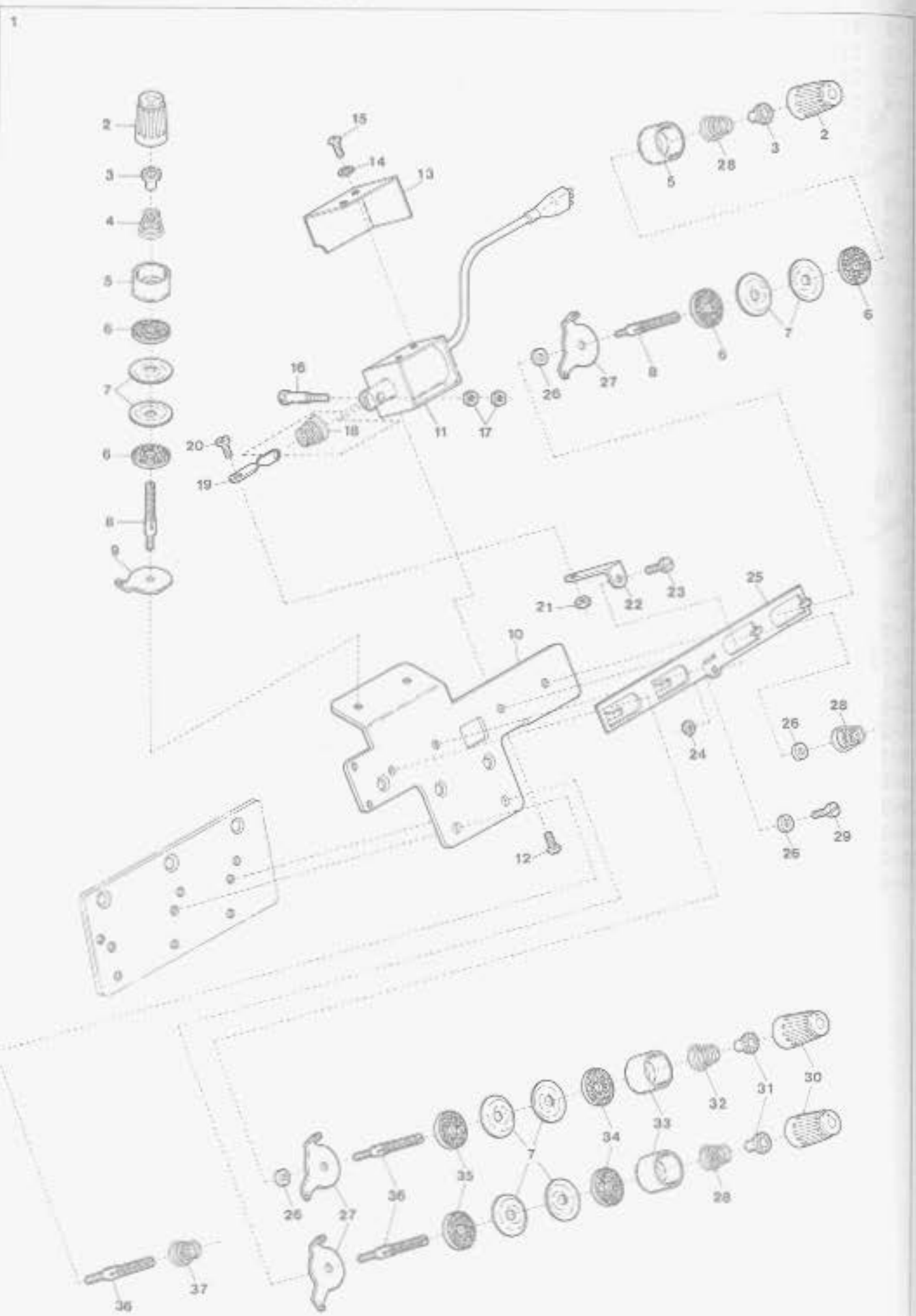
Ref. No.	Parts No.
1-1	2107320
1-2	2107321
1-3	2107322
1-4	2107323
2	0024100
3	004351
4	2107280
5-1	2107220
5-2	2107221
5-3	2107222
5-4	2107223
6	2107162
7	005036
8	0022416
9	004237
10	2107711
11	2107284
12	2107227
13	2107173
14	210005
15	2107174
16	001228
17-1	2107324
17-2	2107325
17-3	2107326
18-1	2107230
18-2	2107231
18-3	2107232
19-1	2107705
19-2	2107706
19-3	2107704
20-1	2107240
20-2	2107241
20-3	2107238

"MU5"装置(4)

Description

Description	品名	Amt. Req.
Presser Foot, Complete Set(03)	押エ(組)	1
" "	"	1
" "	"	1
" "	"	1
Presser Foot Hinge	押エヒンジ	1
Screw(9/64-40×7)	止ネジ	1
Presser Foot(Lower)	押エ(下)	1
Presser Foot Stitch Tongue(03)	爪	1
" "	"	1
" "	"	1
" "	"	1
Presser Foot Hinge Spring	押エヒンジバネ	1
Screw(1/8-44×5,6)	止ネジ	1
Presser Foot Chain Shield	空糸押エ	1
Screw(3/32-56×2,6)	止ネジ	1
Presser Foot, Complete Set(04)	押エ(組)	1
Presser Foot(Lower)	押エ(下)	1
Presser Foot Stitch Tongue(04)	爪	1
Tape Guide Support	テープガイド取付板	1
Screw(1/8-44×7,1)	止ネジ	1
Presser Foot Tape Guide	押エテープガイド	1
Screw(3/32-56×3,2)	止ネジ	1
Presser Foot, Complete Set(Y5)	押エ(組)	1
" "	"	1
" "	"	1
Presser Foot Stitch Tongue(Y5)	爪	1
" "	"	1
" "	"	1
Presser Foot, Complete Set(Y5)	押エ(組)	1
" "	"	1
" "	"	1
Presser Foot Stitch Tongue(Y5)	爪	1
" "	"	1
" "	"	1

"MU5"DEVICE(5) for AZS003H-A



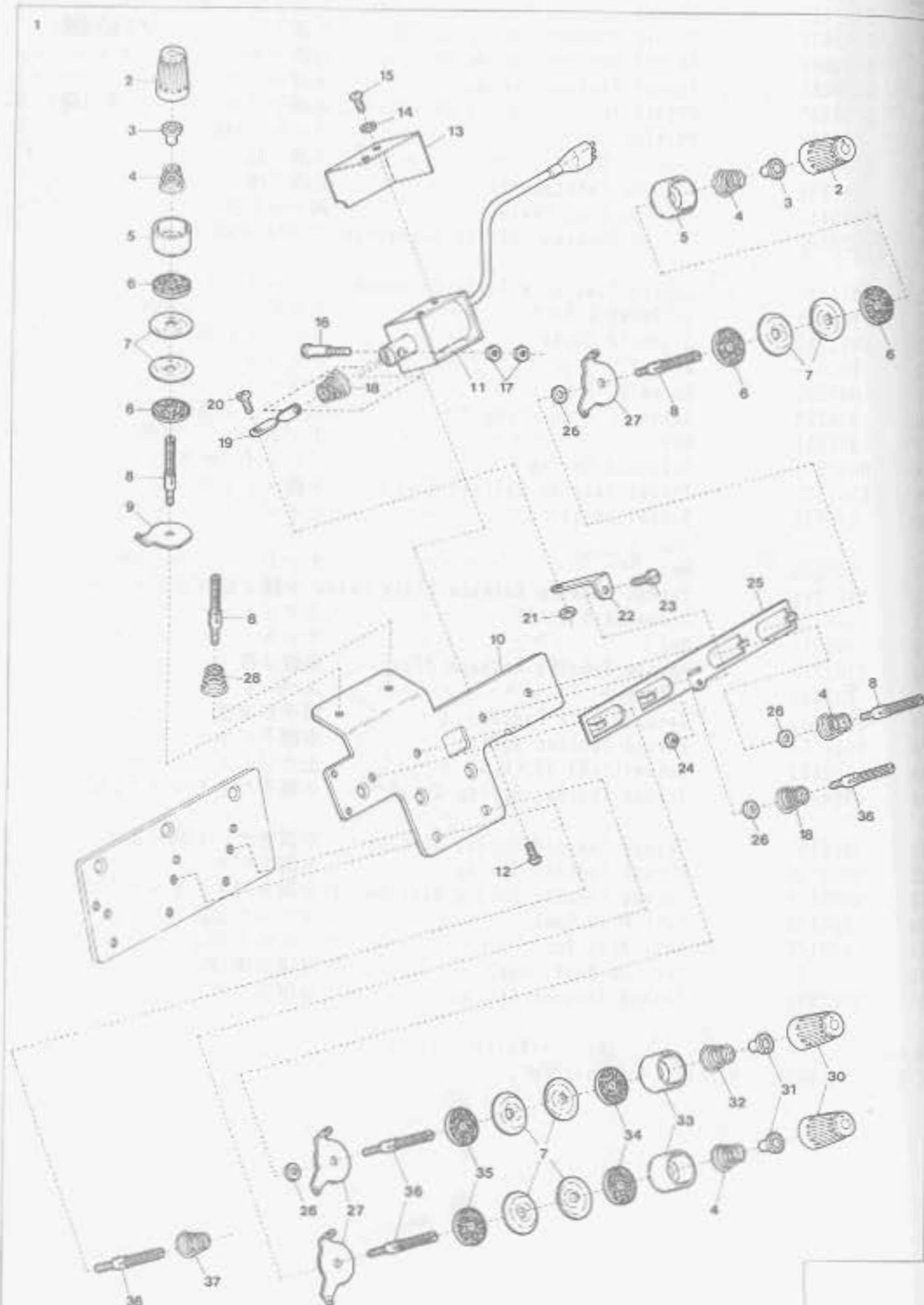
"MU5" DEVICE(5) for AZ8003H-A

"MU5"装置(5)

Ref. No.	Parts No.	Description	品名	Amt. Req.
1	2101117	Thread Tension Release, C. Set	糸緩メ装置(組)	1
2	0033806	Thread Tension Spring Cap(G)	糸調子バネキャップ(上)(緑)	3
3	0033890	Thread Tension Spring Bushing	糸調子ナット回り止メ	3
4	0020103	Thread Tension Spring	糸調子バネ	1
5	0033807	Thread Tension Spring Retainer(G)	糸調子バネキャップ(下)(緑)	3
6	000286	Felt(G)	フェルト(緑)	6
7	0031111	Tension Disc	糸調子皿	12
8	007904	Tension Post(Short)	糸調子棒(短)	3
9	0036853	Tension Disc Eyelet	調子台糸道	1
10	0023185	Thread Tension Release Supporting Board	糸緩メ台	1
11	0011942	Thread Tension Release Solenoid	ソレノイド	1
12	009994	Screw(M3-0.5×8)	止ネジ	2
13	0023189	Solenoid Cover	ソレノイドカバー	1
14	000014	Washer	ワッシャ	2
15	009995	Screw(M3-0.5×5)	止ネジ	2
16	005128	Solenoid Connecting Pin	ソレノイド連結ピン	1
17	000021	Nut	ナット	2
18	0032971	Solenoid Spring	ソレノイドバネ	1
19	2101172	Thread Tension Release Link	糸緩メリンク	1
20	270016	Screw(1/8-44×5.5)	止ネジ	1
21	000330	Nut	ナット	1
22	2101148	Thread Tension Release Plate Guide	糸緩メ板ガイド	1
23	009746	Screw(M4-0.7×8)	止ネジ	1
24	000015	Nut	ナット	1
25	2101330	Thread Tension Release Plate	糸緩メ板	1
26	000496	Spacer	スペーサ	4
27	0020101	Tension Disc Eyelet	調子台糸道	5
28	0024157	Thread Tension Spring	糸調子バネ	3
29	009853	Screw(11/64-40×6.5)	止ネジ	1
30	0024084	Thread Tension Spring Cap(W)	糸調子バネキャップ(上)(白)	3
31	0024083	Thread Tension Spring Bushing	糸調子ナット回り止メ	3
32	0024156	Thread Tension Spring	糸調子バネ	1
33	0020118	Thread Tension Spring Retainer(W)	糸調子バネキャップ(下)(白)	3
34	000178	Felt(W)(2.5mm)	フェルト(白)	3
35	000177	Felt(W)(1.0mm)	フェルト(白)	3
36	007903	Tension Post(Long)	糸調子棒(長)	3
37	0032952	Thread Tension Spring	糸調子バネ	1

Note: (G).....Green colored, (W).....White colored.
 (注) (G)は緑色、(W)は白色を表わします。

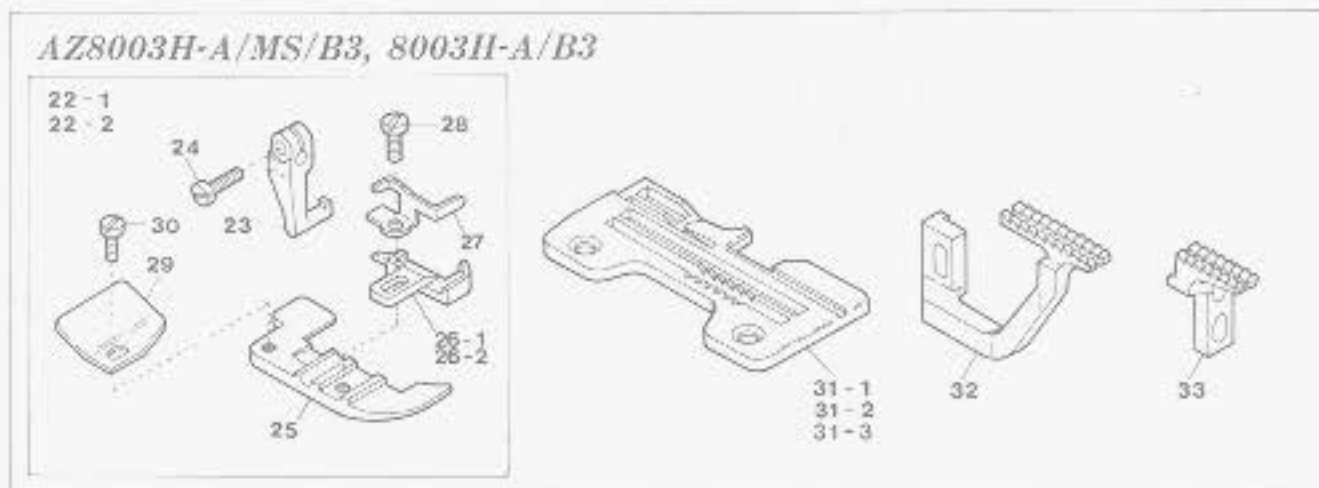
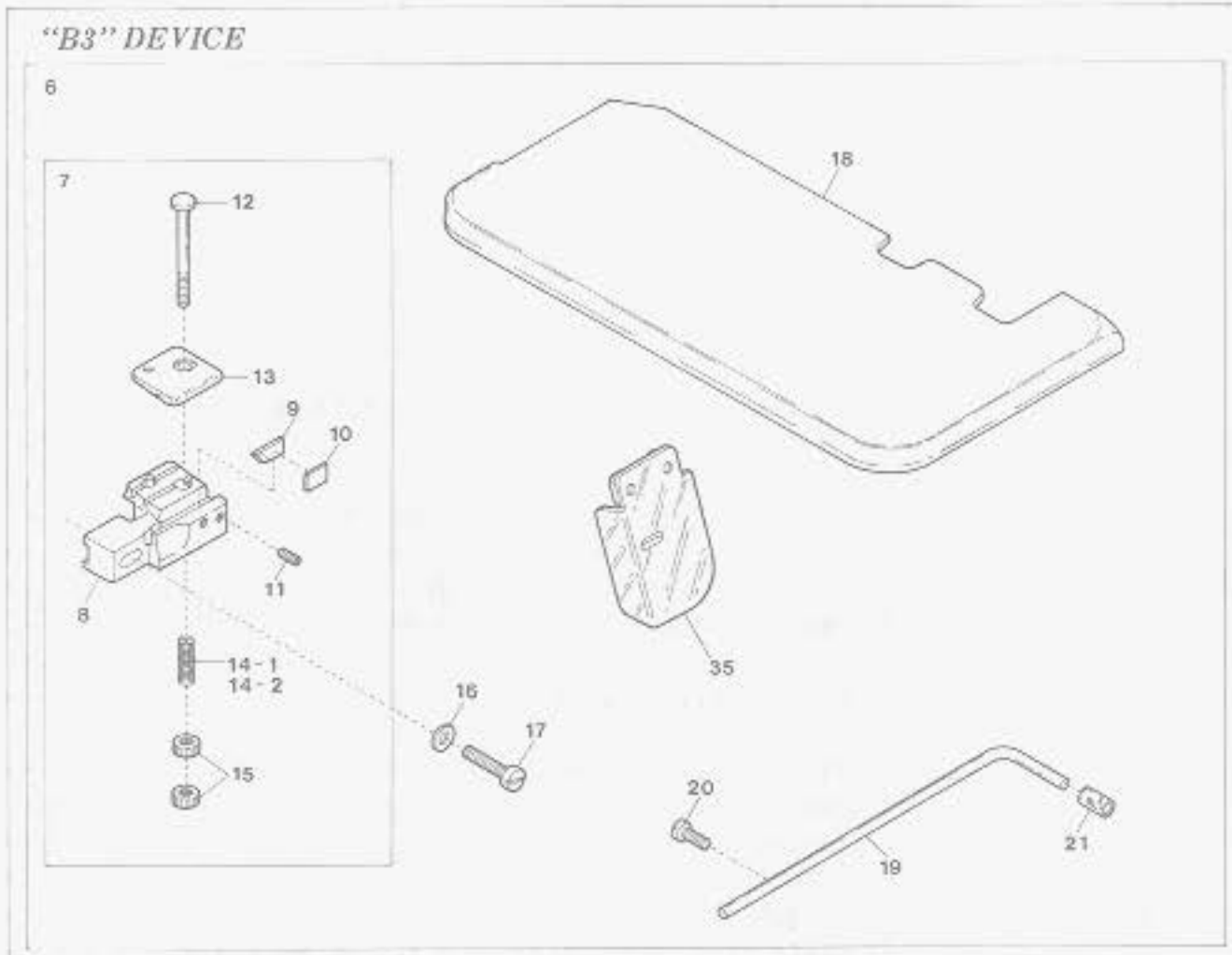
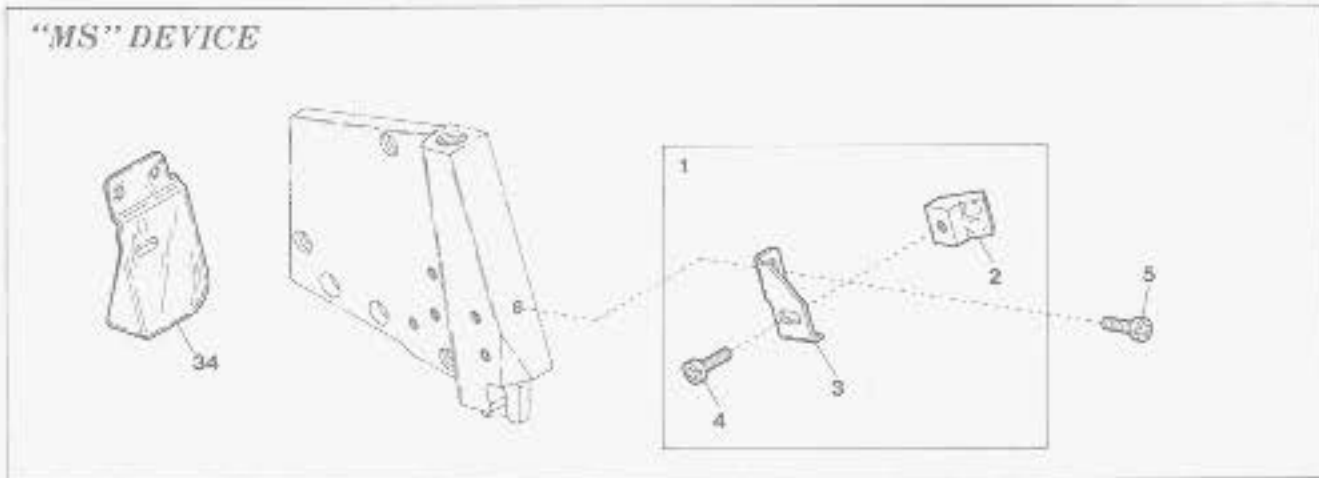
"MU5" DEVICE(6) for AZ8020H-A



"MU5" DEVICE(6) for AZ8020H-A

Ref. No	Parts No	Description	品名	Amt. Req.
1	2101118	Thread Tension Release, C. Set	糸緩メ装置(組)	1
2	0033806	Thread Tension Spring Cap(G)	糸調子バネキャップ(上)(緑)	4
3	0033890	Thread Tension Spring Bushing	糸調子ナット回り止メ	4
4	0024157	Thread Tension Spring	糸調子バネ	4
5	0033807	Thread Tension Spring Retainer(G)	糸調子バネキャップ(下)(緑)	4
6	000286	Felt(G)	フェルト(緑)	8
7	0031111	Tension Disc	糸調子皿	16
8	007904	Tension Post(Short)	糸調子棒(短)	4
9	0036853	Tension Disc Eyelet	調子台糸道	2
10	0023185	Thread Tension Release Supporting Board	糸緩メ台	1
11	0011943	Thread Tension Release Solenoid	ソレノイド	1
12	009994	Screw(M3-0.5x8)	止ネジ	2
13	0023189	Solenoid Cover	ソレノイドカバー	1
14	000014	Washer	ワッシャ	2
15	009995	Screw(M3-0.5x5)	止ネジ	2
16	005128	Solenoid Connecting Pin	ソレノイド連結ピン	1
17	000021	Nut	ナット	2
18	0032971	Solenoid Spring & Thread Tension Spring	ソレノイドバネ, 糸調子バネ	2
19	2101172	Thread Tension Release Link	糸緩メリンク	1
20	270016	Screw(1/8-44x5.5)	止ネジ	1
21	000330	Nut	ナット	1
22	2101148	Thread Tension Release Guide Plate	糸緩メ板ガイド	1
23	009746	Screw(M4-0.7x8)	止ネジ	1
24	000015	Nut	ナット	1
25	2101330	Thread Tension Release Plate	糸緩メ板	1
26	000496	Spacer	スペーサ	4
27	0020101	Tension Disc Eyelet	調子台糸道	6
28	0020103	Thread Tension Spring	糸調子バネ	1
29				
30	0024084	Thread Tension Spring Cap(W)	糸調子バネキャップ(上)(白)	4
31	0024083	Thread Tension Spring Bushing	糸調子ナット回り止メ	4
32	0024156	Thread Tension Spring	糸調子バネ	1
33	0020118	Thread Tension Spring Retainer(W)	糸調子バネキャップ(下)(白)	4
34	000178	Felt(W)(2.5mm)	フェルト(白)	4
35	000177	Felt(W)(1.0mm)	フェルト(白)	4
36	007903	Tension Post(Long)	糸調子棒(長)	4
37	0032952	Thread Tension Spring	糸調子バネ	1

Note: (G).....Green colored, (W).....White colored.
 (注) (G)は緑色、(W)は白色を表わします。

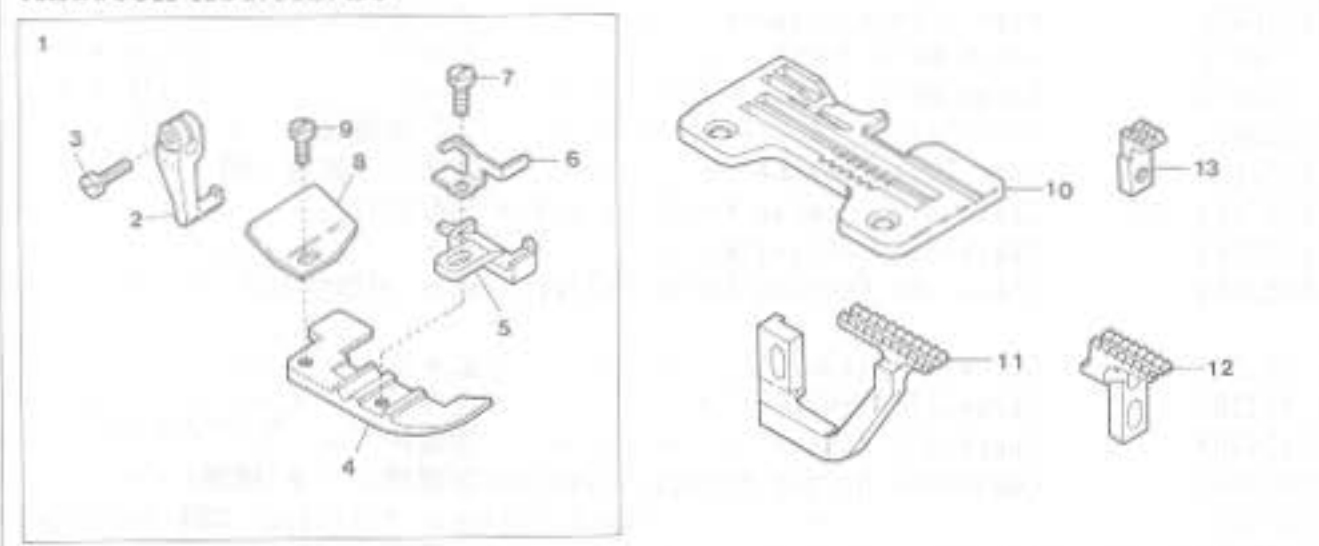


Ref. No.	Parts No.
1	2101182
2	2100079
3	2100076
4	110012
5	110013
6	2109907
7	2101133
8	2101134
9	0023184
10	0023169
11	003637
12	004205
13	0024308
14-1	0023182
14-2	0033711
15	000361
16	000535
17	110044
18	2101050
19	0036905
20	110009
21	0022837
22-1	2107317
22-2	2107318
23	0024100
24	004351
25	2107280
25-1	2107224
26-2	2107225
27	2107162
28	005036
29	0034535
30	004237
31-1	2108011
31-2	2108008
31-3	2108031
32	2109010
33	2109011
34	2100082
35	2100083

Description	品名	Amt. Req.
"MS" Device, Complete Set	"MS"装置(組)	1
Magnet Unit	マグネット	1
Magnet Unit Support	マグネット受ケ	1
Screw(M4-0.7×5)	止ネジ	1
Screw(M4-0.7×8)	止ネジ	1
"B3" Device, Complete Set	"B3"装置(組)	1
Back Tuck Cutting Unit	空環切り装置(組)	1
Chain-off Cutting Knife Holder	刃取付台	1
Chain-off Cutting Knife	刃	1
Chain-off Cutting Knife Holder Spacer	刃取付台スペーサ	1
Screw(1/8-44×2.5)	止ネジ	2
Screw(11/64-40×18)	止ネジ	1
Chain-off Holder	空環押エ	1
Chain-off Holder Spring(Standard)	空環押エパネ(標準)	1
"	(with Stronger Pressure) 空環押エパネ(バネ強い)	1
Adjusting Nut	空環押エパネ調節ナット	2
Washer	ワッシャ	1
Screw(M3.5-0.6×14)	止ネジ	1
Cloth Plate	クロスプレート	1
Synchronizer Positioning Pin	ポジションナピン	1
Screw(M4-0.7×8)	止ネジ	1
Synchronizer Cushion	ポジションナピンクッション	1
Presser Foot, Complete Set(03)	押エ(組)	1
"	" (04,05) "	1
Presser Foot Hinge	押エヒンジ	1
Screw(9/64-40×7)	止ネジ	1
Presser Foot(Lower)	押エ(下)	1
Presser Foot Stitch Tongue(03)	爪	1
"	" (04,05) "	1
Presser Foot Hinge Spring	押エヒンジパネ	1
Screw(1/8-44×5.6)	止ネジ	1
Presser Foot Chain Shield	空糸押エ	1
Screw(3/32-56×1.7)	止ネジ	1
Stitch Plate(03)	針板	1
"	(04)	1
"	(05)	1
Differential Feed Dog	前送り	1
Main Feed Dog	後送り	1
Safety Plate	アイガード	1
Safety Plate	アイガード	1

"MS/B3"DEVICE

AZ8003H-A54/MS/B3



"MS/B3" DEVICE

Ref. No.	Parts No.
1	2107318
2	0024100
3	004351
4	2107280
5	2107225
6	2107162
7	005036
8	0034535
9	004237
10	2108009
11	2109010
12	2109011
13	2109052

Description

Description	Amt. Req.
Presser Foot, Complete Set(04)	1
Presser Foot Hinge	1
Screw(9/64-40×7)	1
Presser Foot(Lower)	1
Presser Foot Stitch Tongue(04)	1
Presser Foot Hinge Spring	1
Screw(1/8-44×5,6)	1
Presser Foot Chain Shield	1
Screw(3/32-56×2,6)	1
Stitch Plate(04)	1
Differential Feed Dog	1
Main Feed Dog	1
Auxiliary Feed Dog	1

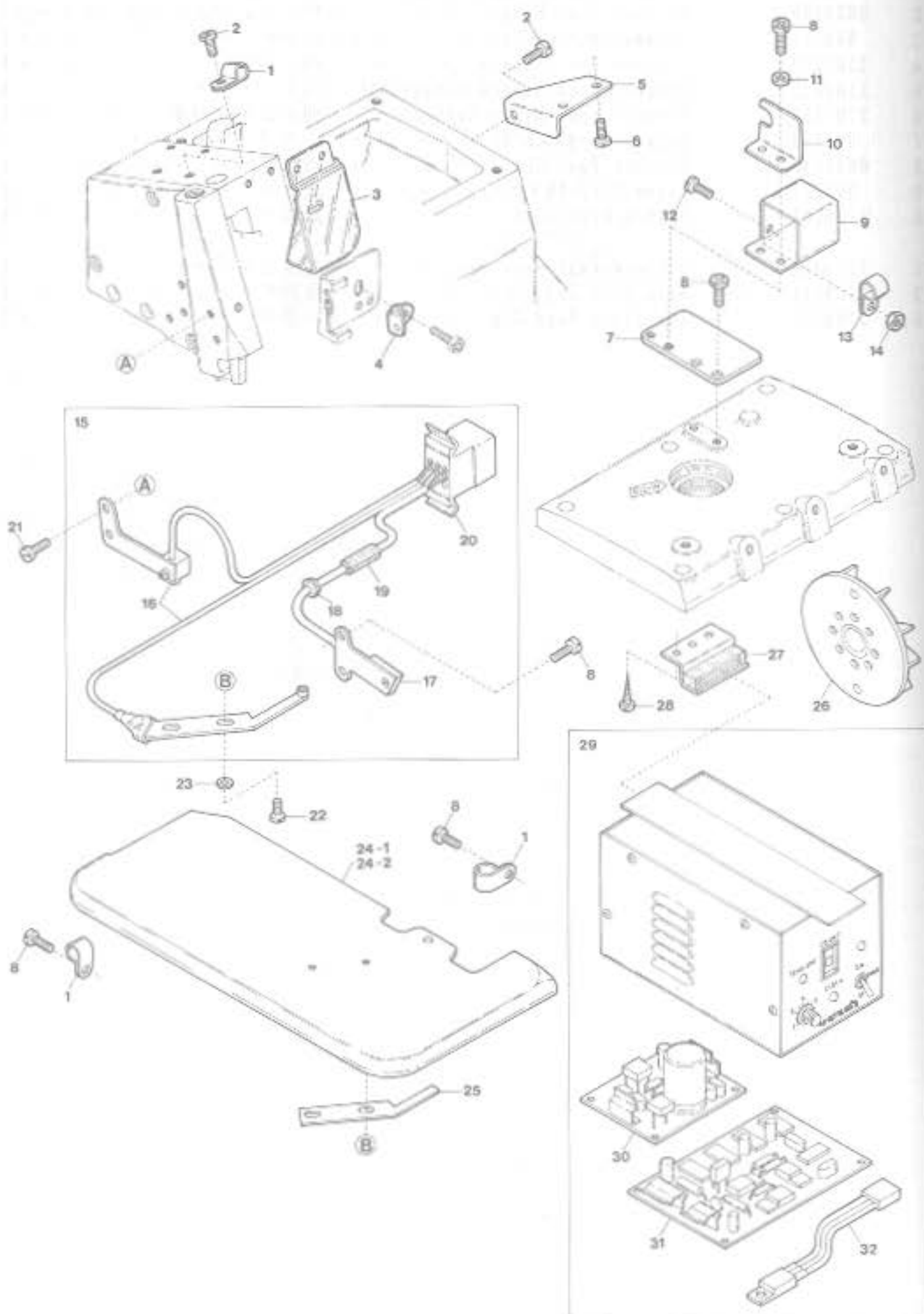
"MS/B3"装置

Amt. Req.

品名

品名	Amt. Req.
押エ(組)	1
押エヒンジ	1
止ネジ	1
押エ(下)	1
爪	1
押エヒンジバネ	1
止ネジ	1
空糸押エ	1
止ネジ	1
針板	1
前送り	1
後送り	1
小送り	1

"BT13" DEVICE(1)



"BT13" DEVICE(1)

Ref. Parts

No. No.

- 1 0094491
- 2 110012
- 3 2100082
- 4 2101116
- 5 2101138
- 6 004358
- 7 2101452
- 8 110013
- 9 0011840
- 10 0011841
- 11 000665
- 12 110048
- 13 0036133
- 14 100001
- 15 1200011
- 16 1200009
- 17 1200008
- 18 0035722
- 19 2101124
- 20 1070001
- 21 110001
- 22 110102
- 23 300007
- 24-1 2101054
- 24-2 2101055
- 25 0011995
- 26 2101045
- 27 0011709
- 28 006905
- 29 0011322
- 30 0011324
- 31 1057013
- 32 0011974

Description

- Cord Clamp(φ3.4-2N)
- Screw(M4-0.7×5)
- Safety Plate
- Tension Disc Auxiliary Eyelet
- Solenoid Stay
- Screw(9/64-40×5.6)
- Connector Case Support
- Screw(M4-0.7×8)
- Connector Case
- Connector Case Lid
- Washer
- Screw(M4-0.7×10)
- Cord Clamp(φ8.4-5N)
- Nut
- Rotation & Fabric Detector Switch, C. Set
- Fabric Detector Switch Unit
- Rotation Detector Unit
- Cord Bushing
- Cord Bushing
- Connector(9P)
- Screw(M4-0.7×5.4)
- Screw(M2.5-0.45×5)
- Washer
- Cloth Plate(AZ8003H)
- " (AZ8020H)
- Insulating Plate
- Oil Cooling Fan Magnet Unit
- Control Box Stay
- Wood Screw(φ5.1×20)
- Control Box, Complete Set
- Power Board
- Control Board
- Voltage Regulator

"BT13"装置(1)

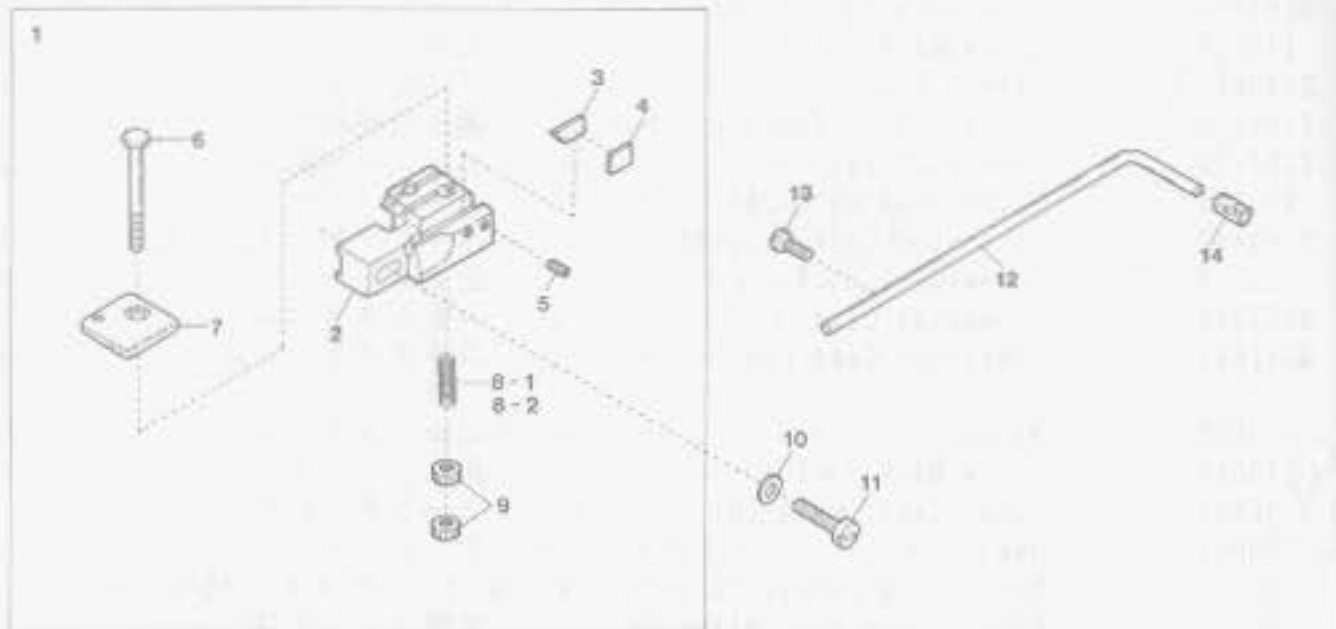
Amt.

Req.

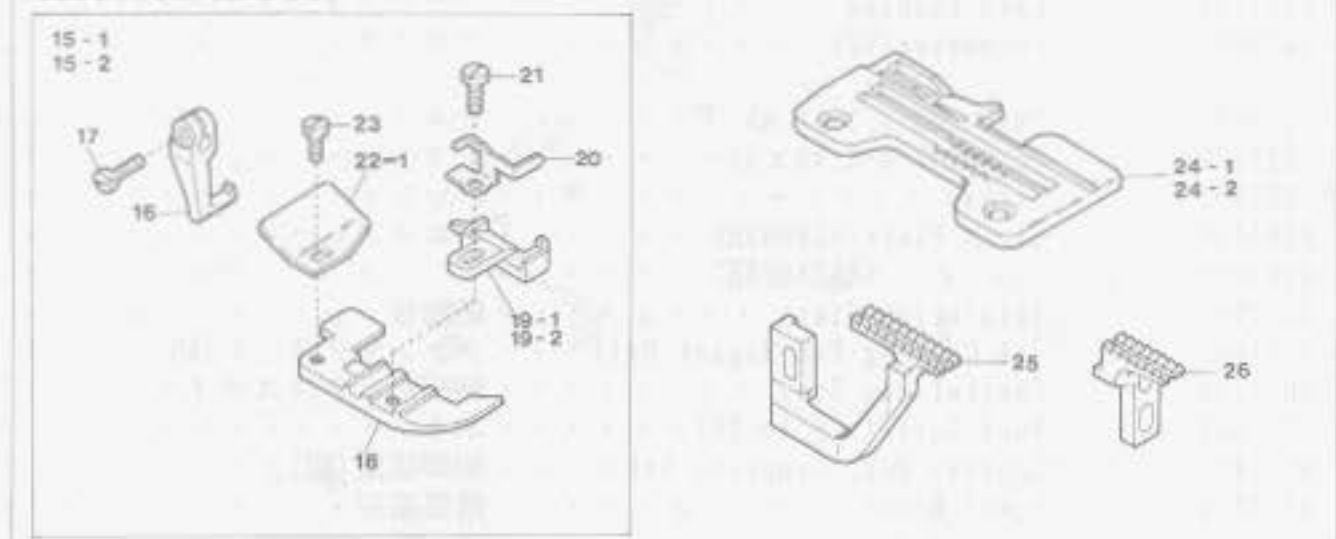
品名

- コードクランプ 3
- 止ネジ 2
- アイガード 1
- 調子台補助糸道 1
- ソレノイド支エ 1
- 止ネジ 1
- コネクタケース取付板 1
- 止ネジ 8
- コネクタケース 1
- コネクタケース蓋 1
- ワッシャ 2
- 止ネジ 1
- コードクランプ 1
- ナット 1
- ホールドIC・光スイッチ(組) 1
- 光電スイッチ(組) 1
- ホールIC(組) 1
- コードブッシュ 1
- コードブッシュ 1
- コネクタ 1
- 止ネジ 2
- 止ネジ 2
- ワッシャ 2
- クロスプレート 1
- " 1
- 絶縁板 1
- ファンマグネット(組) 1
- 制御ボックスステイ 2
- 木ネジ 4
- 制御装置(組) 1
- 電源基板 1
- 制御基板 1
- 定電圧IC 1

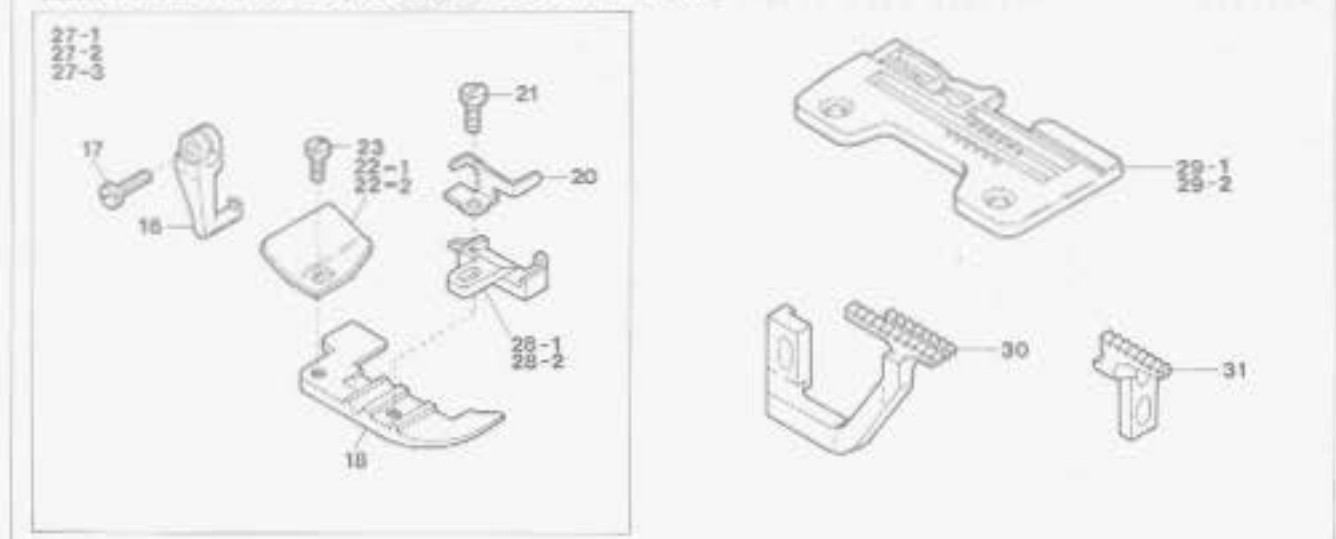
"BT13" DEVICE(2)



AZ8003H-A/BT13



AZ8020H-A/BT13, 8020H-A/BT13/KR2



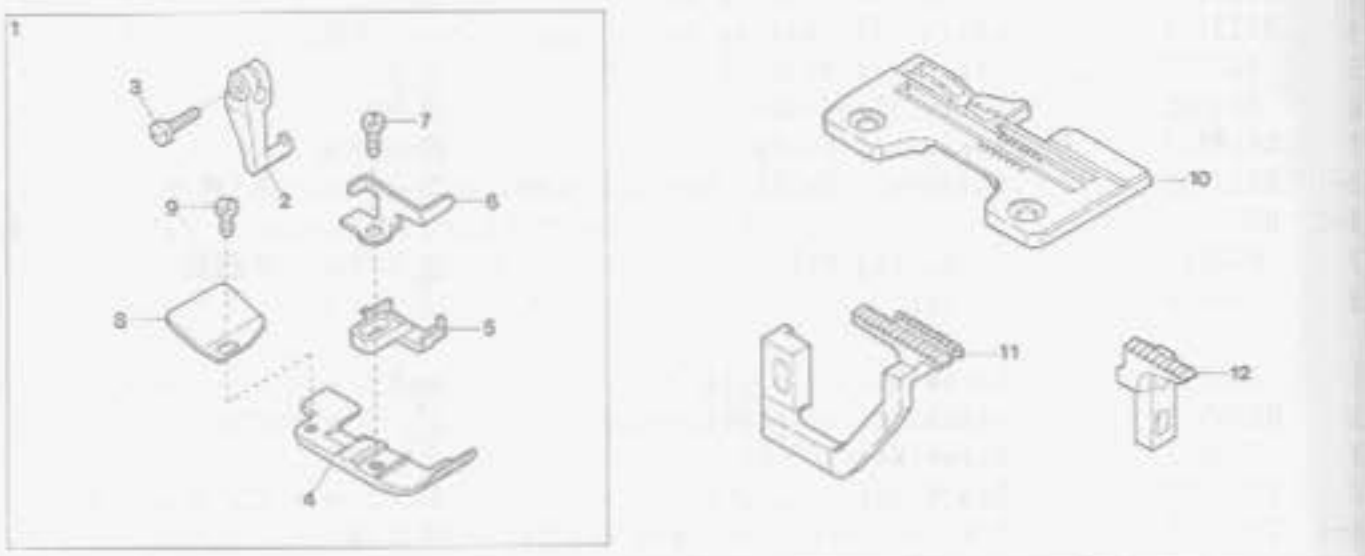
"BT13" DEVICE(2)

Ref. No.	Parts No.	Description	品名	Amt. Req.
1	2101133	Back Tuck Cutting Unit	空糸切り装置(組)	1
2	2101134	Chain-off Cutting Knife Holder	刃取付台	1
3	0023184	Chain-off Cutting Knife	刃	1
4	0023189	Chain-off Cutting Knife Holder Spacer	刃取付台スペーサ	1
5	003637	Screw(1/8-44×2.5)	止ネジ	2
6	004205	Screw(11/64-40×18)	止ネジ	1
7	0024308	Chain-off Holder	空糸押エ	1
8-1	0023182	Chain-off Holder Spring(Standard)	空糸押エバネ(標準)	1
8-2	0033711	" "	(with Stronger Pressure) 空糸押エバネ(バネ強い)	1
9	000361	Adjusting Nut	空糸押エバネ調節ナット	2
10	000535	Washer	ワッシャ	1
11	110044	Screw(M3.5-0.6×14)	止ネジ	1
12	0036905	Synchronizer Positioning Pin	ポジションナピン	1
13	110009	Screw(M4-0.7×8)	止ネジ	1
14	0022837	Synchronizer Cushion	ポジションナピンクッション	1
15-1	2107317	Presser Foot, Complete Set(03)	押エ(組)	1
15-2	2107318	" "	(04) " "	1
16	0024100	Presser Foot Hinge	押エヒンジ	1
17	004351	Screw(9/64-40×7)	止ネジ	1
18	2107280	Presser Foot(Lower)	押エ(下)	1
19-1	2107224	Presser Foot Stitch Tongue(03)	爪	1
19-2	2107225	" "	(04) " "	1
20	2107162	Presser Foot Hinge Spring	押エヒンジバネ	1
21	005036	Screw(1/8-44×5.6)	止ネジ	1
22-1	0034535	Presser Foot Chain Shield	空糸押エ	1
22-2	2107219	" "	(/BT13/KR2) " "	1
23	004237	Screw(3/32-56×2.6)	止ネジ	1
24-1	2108011	Stitch Plate(03)	針板	1
24-2	2108008	" "	(04) " "	1
25	2109010	Differential Feed Dog	前送り	1
26	2109011	Main Feed Dog	後送り	1
27-1	2107319	Presser Foot, C. Set(X4)	押エ(組)	1
27-2	2107398	" "	(X5) " "	1
27-3	2107374	" "	(X4/BT13/KR2) " "	1
28-1	2107247	Presser Foot Stitch Tongue(X4)	爪	1
28-2	2107257	" "	(X5) " "	1
29-1	2108013	Stitch Plate(X4)	針板	1
29-2	2108119	" "	(X5) " "	1
30	2109015	Differential Feed Dog	前送り	1
31	2109016	Main Feed Dog	後送り	1

"BT13"装置(2)

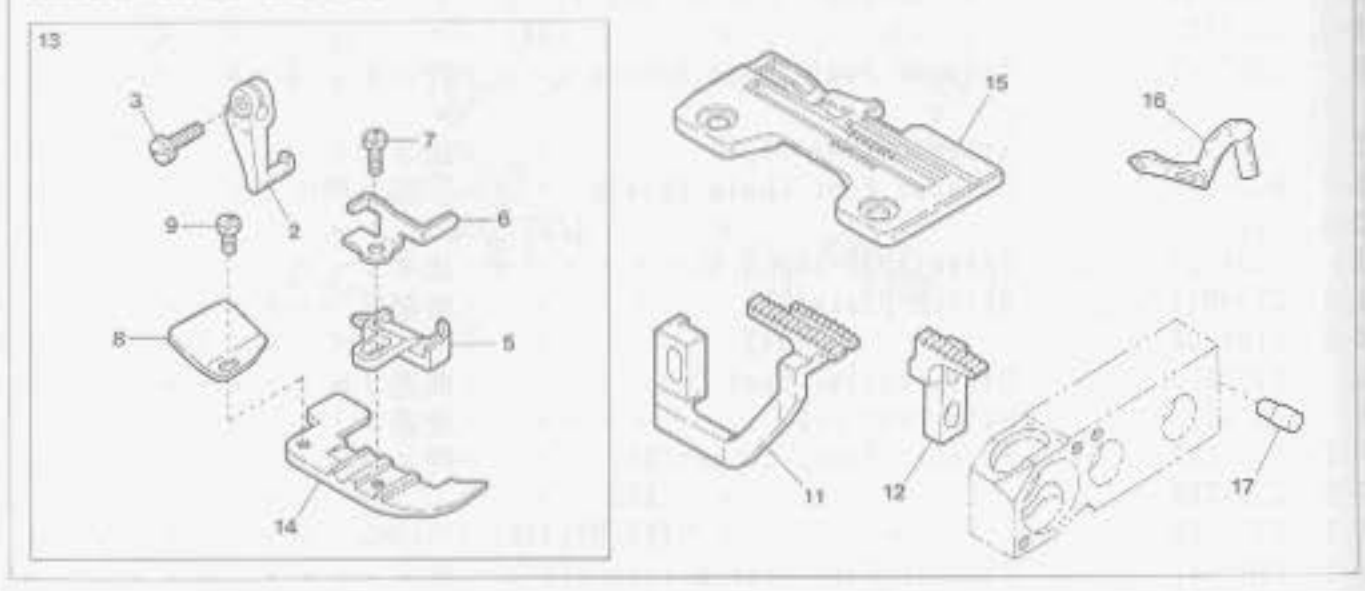
"BT13"DEVICE(3)

AZ8032H-A/BT13



EXTRA PARTS

AZ8020H-X7-A/BT13



"BT13" DEVICE(3)

Ref. Parts

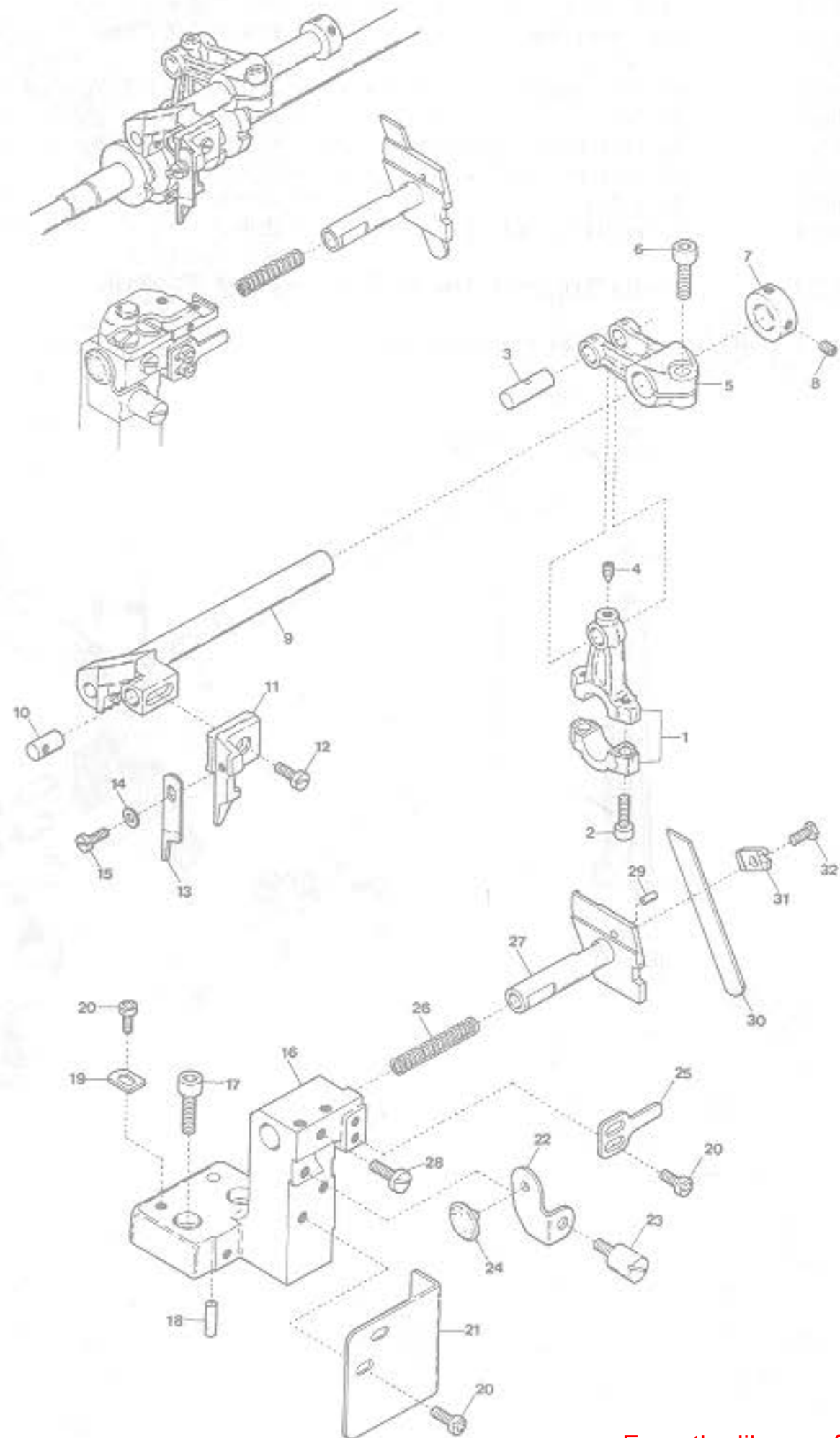
No.	No.
1	2107399
2	0024100
3	004351
4	2107289
5	2107257
6	2107162
7	005036
8	0034535
9	004237
10	2108119
11	2109015
12	2109016
13	2107398
14	2107280
15	2108088
16	2129300
17	2100947

Description

Description	品名	Amt. Req.
Presser Foot, Complete Set(X5)	押エ(組)	1
Presser Foot Hinge	押エヒンジ	1
Screw(9/64-40×7)	止ネジ	1
Presser Foot(Lower)	押エ(下)	1
Presser Foot Stitch Tongue(X5)	爪	1
Presser Foot Hinge Spring	押エヒンジバネ	1
Screw(1/8-44×5,6)	止ネジ	1
Presser Foot Chain Shield	空糸押エ	1
Screw(3/32-56×2,6)	止ネジ	1
Stitch Plate(X5)	針板	1
Differential Feed Dog	前送り	1
Main Feed Dog	後送り	1
Presser Foot, C. Set(X5)	押エ(組)	1
Presser Foot(Lower)	押エ(下)	1
Stitch Plate(X7)	針板	1
Upper Looper	上ルーバ	1
Standard Pin	基準ピン	1

Amt.

Req.



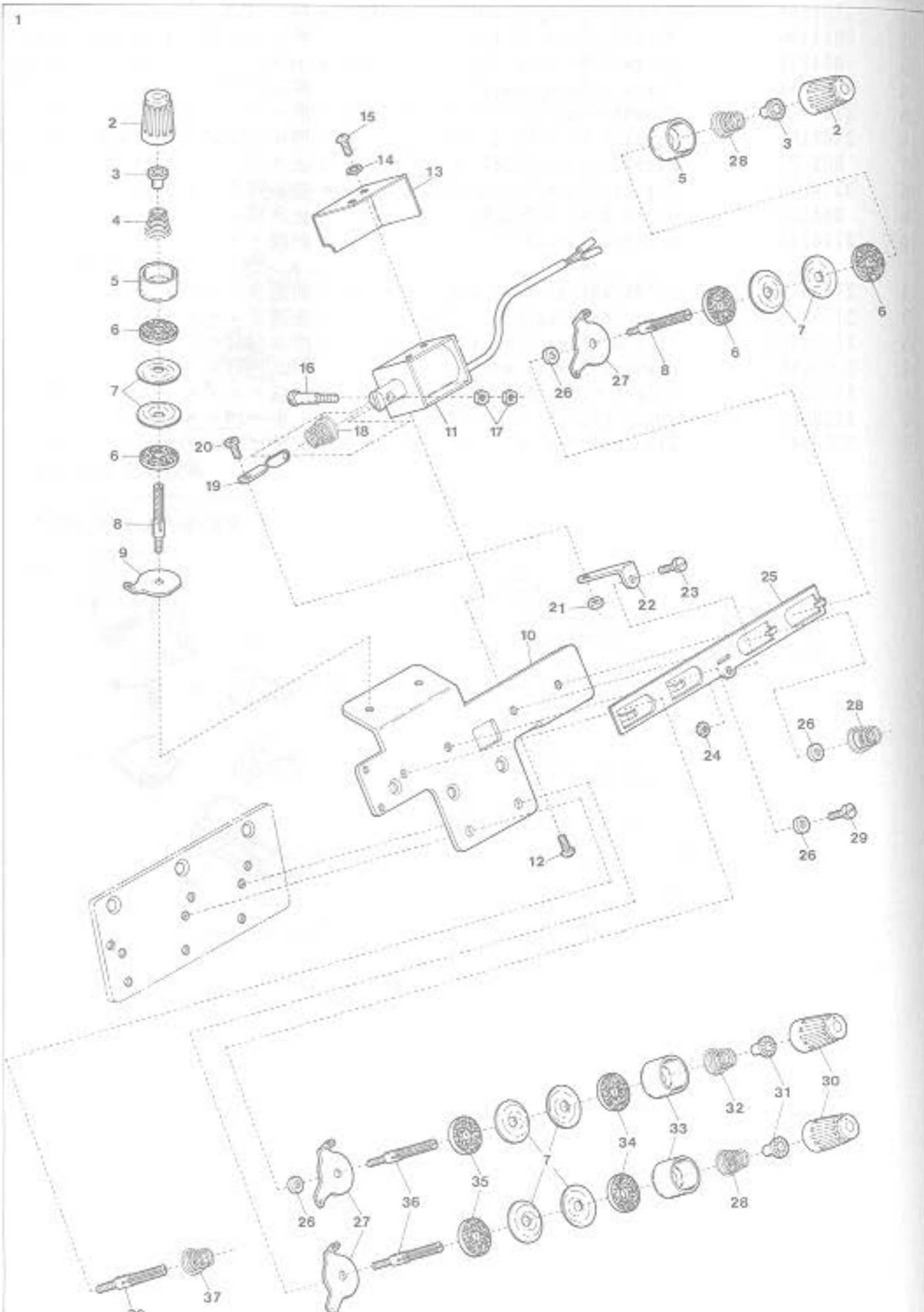
KNIFE DRIVING MECHANISM

メス機構

7

Ref. No.	Parts No.	Description	品名	Amt.	Ren.
1	2100160	Upper Knife Driving Connecting Rod	上メスロッド	1	1
2	120001	Screw(M4-0.7×14)	止ネジ	2	2
3	2100173	Driving Lever Pin	上メス軸腕ピン	1	1
4	160002	Screw(M4-0.7×5)	止ネジ	1	1
5	2100162	Upper Knife Driving Lever	上メス軸腕	1	1
6	120006	Screw(M6-1×12)	止ネジ	1	1
7	2100161	Collar(10×19×9mm)	カラー	1	1
8	160003	Screw(M5-0.8×5)	止ネジ	2	2
9	2120024	Upper Knife Driving Shaft	上メス軸	1	1
10	2100165	Upper Knife Holder Positioner	上メスホルダピン	1	1
11	2100164	Upper Knife Holder(Flat Type)	上メスホルダ(平)	1	1
12	110035	Screw(M4-0.7×10)	止ネジ	1	1
13	0020496	Upper Knife(Flat Type)	上メス(平)	1	1
14	000532	Washer	ワッシャ	1	1
15	110004	Screw(M3.5-0.6×8)	止ネジ	1	1
16	2100171	Lower Knife Holder Basement	下メス取付台	1	1
17	120011	Screw(M6-1×18)	止ネジ	2	2
18	000779	Knock Pin	ノックピン	1	1
19	2100172	Holder Basement Positioner	下メス取付台ストッパ	1	1
20	110012	Screw(M4-0.7×5)	止ネジ	5	5
21	2100021	Front Cover	前カバー	1	1
22	2100170	Lower Knife Holder Spring Stop	下メスパネ受け	1	1
23	2100009	Cloth Plate Spring Pin	パネ受けピン	1	1
24	2100174	Cloth Plate Rubber Cushion	緩衝ゴム	1	1
25	2100169	Lower Knife Holder Locking Plate	下メス台回り止め	1	1
26	0032919	Lower Knife Holder Spring	下メスパネ	1	1
27	2100166	Lower Knife Holder	下メス台	1	1
28	110046	Screw(M5-0.8×12)	止ネジ	1	1
29	000688	Guide Pin	ガイドピン	1	1
30	2100167	Lower Knife	下メス	1	1
31	2100168	Lower Knife Clamp	下メス押エ	1	1
32	140014	Screw(M4-0.7×8)	止ネジ	1	1

"BT13" DEVICE(4) for AZ8003H-A



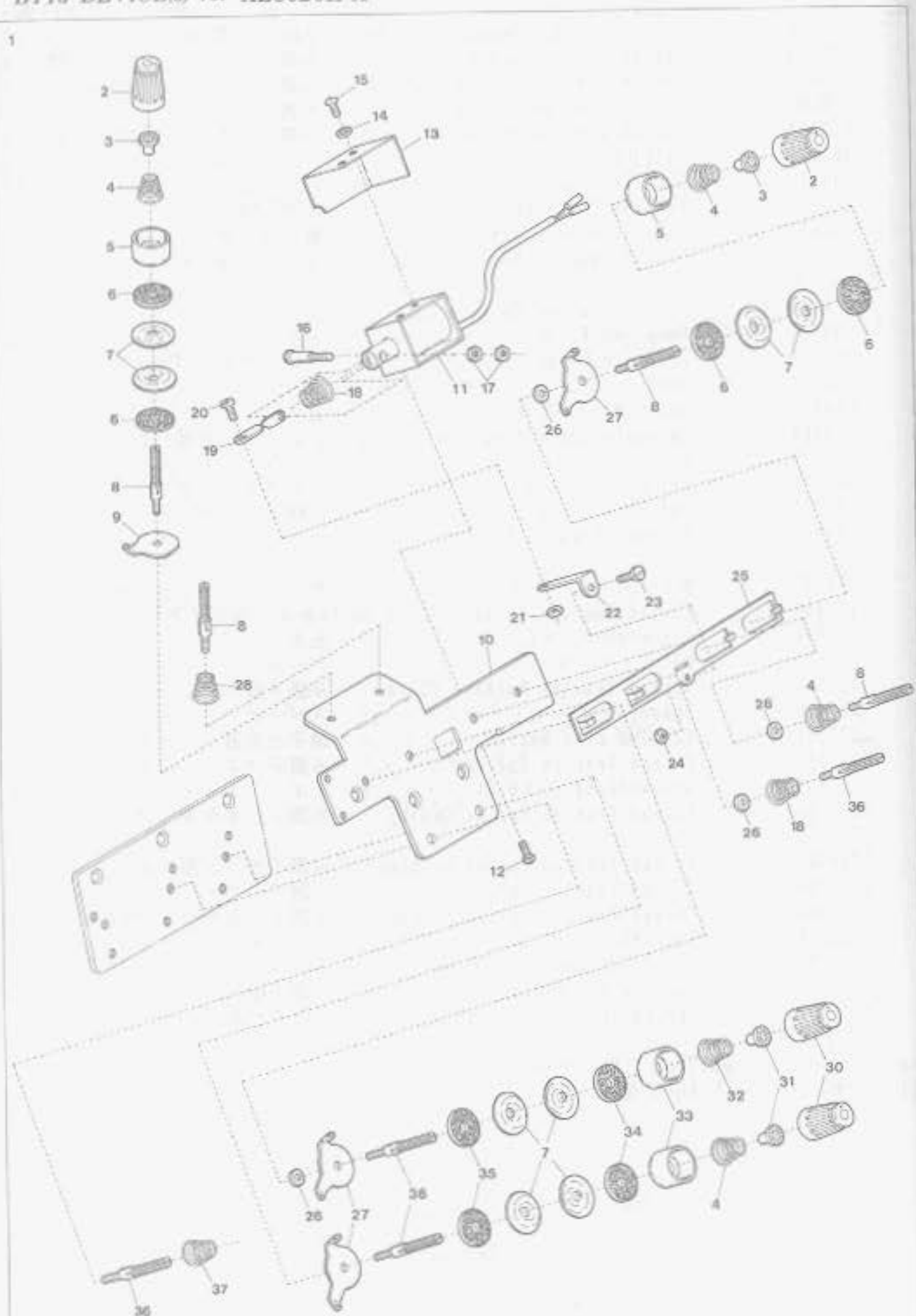
"BT13" DEVICE(4) for AZ8003H-A

"BT13"装置(4)

Ref. No.	Parts No.	Description	品名	Amt. Req.
1	2101056	Thread Tension Release, C. Set	糸緩メ装置(組)	1
2	0033806	Thread Tension Spring Cap(G)	糸調子バネキャップ(上)(緑)	3
3	0033890	Thread Tension Spring Bushing	糸調子ナット回り止メ	3
4	0020103	Thread Tension Spring	糸調子バネ	1
5	0033807	Thread Tension Spring Retainer(G)	糸調子バネキャップ(下)(緑)	3
6	000286	Felt(G)	フェルト(緑)	6
7	0031111	Tension Disc	糸調子皿	12
8	007904	Tension Post(Short)	糸調子棒(短)	3
9	0036853	Tension Disc Eyelet	調子台糸道	1
10	0023185	Thread Tension Release Supporting Board	糸緩メ台	1
11	0011839	Thread Tension Release Solenoid	ソレノイド	1
12	009994	Screw(M3-0.5×8)	止ネジ	2
13	0023189	Solenoid Cover	ソレノイドカバー	1
14	000014	Washer	ワッシャ	2
15	009995	Screw(M3-0.5×5)	止ネジ	2
16	005128	Solenoid Connecting Pin	ソレノイド連結ピン	1
17	000021	Nut	ナット	2
18	0032971	Solenoid Spring	ソレノイドバネ	1
19	2101172	Thread Tension Release Link	糸緩メリンク	1
20	270016	Screw(1/8-44×5.5)	止ネジ	1
21	000330	Nut	ナット	1
22	2101148	Thread Tension Release Plate Guide	糸緩メ板ガイド	1
23	009746	Screw(M4-0.7×8)	止ネジ	1
24	000015	Nut	ナット	1
25	2101330	Thread Tension Release Plate	糸緩メ板	1
26	000496	Spacer	スペーサ	4
27	0020101	Tension Disc Eyelet	調子台糸道	5
28	0024157	Thread Tension Spring	糸調子バネ	3
29	009853	Screw(11/64-40×6.5)	止ネジ	1
30	0024084	Thread Tension Spring Cap(W)	糸調子バネキャップ(上)(白)	3
31	0024083	Thread Tension Spring Bushing	糸調子ナット回り止メ	3
32	0024156	Thread Tension Spring	糸調子バネ	1
33	0020118	Thread Tension Spring Retainer(W)	糸調子バネキャップ(下)(白)	3
34	000178	Felt(W)(2.5mm)	フェルト(白)	3
35	000177	Felt(W)(1.0mm)	フェルト(白)	3
36	007903	Tension Post(Long)	糸調子棒(長)	3
37	0032952	Thread Tension Spring	糸調子バネ	1

Note: (G).....Green colored, (W).....White colored.
 (注) (G)は緑色、(W)は白色を表わします。

"BT13" DEVICE(5) for AZ8020H-A



"BT13" DEVICE(5) for AZ8020H-A, 8032H-A

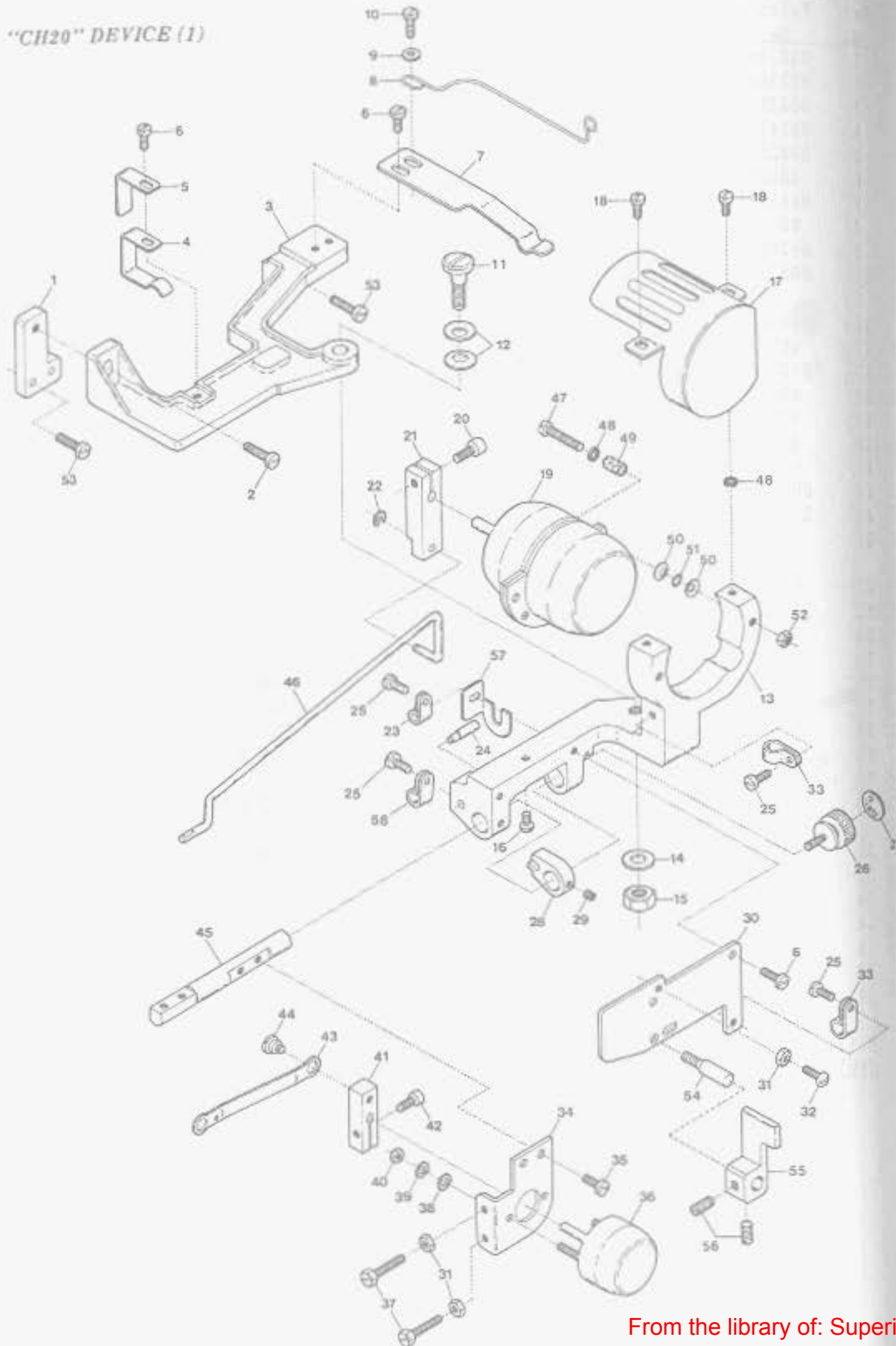
"BT13"装置(5)

Ref. No.	Parts No.	Description	品名	Amt. Req.
1	2101057	Thread Tension Release, C. Set	糸緩メ装置(組)	1
2	0033806	Thread Tension Spring Cap(G)	糸調子バネキャップ(上)(緑)	4
3	0033890	Thread Tension Spring Bushing	糸調子ナット回り止メ	4
4	0024157	Thread Tension Spring	糸調子バネ	4
5	0033807	Thread Tension Spring Retainer(G)	糸調子バネキャップ(下)(緑)	4
6	000286	Felt(G)	フェルト(緑)	8
7	0031111	Tension Disc	糸調子皿	16
8	007904	Tension Post(Short)	糸調子棒(短)	4
9	0036853	Tension Disc Eyelet	調子台糸道	2
10	0023185	Thread Tension Release Supporting Board	糸緩メ台	1
11	0011839	Thread Tension Release Solenoid	ソレノイド	1
12	009994	Screw(M3-0.5×8)	止ネジ	2
13	0023189	Solenoid Cover	ソレノイドカバー	1
14	000014	Washer	ワッシャ	2
15	009995	Screw(M3-0.5×5)	止ネジ	2
16	005128	Solenoid Connecting Pin	ソレノイド連結ピン	1
17	000021	Nut	ナット	2
18	0032971	Solenoid Spring & Thread Tension Spring	ソレノイドばね, 糸調子ばね	2
19	2101172	Thread Tension Release Link	糸緩メリンク	1
20	270016	Screw(1/8-44×5.5)	止ネジ	1
21	000330	Nut	ナット	1
22	2101148	Thread Tension Release Guide Plate	糸緩メ板ガイド	1
23	009746	Screw(M4-0.7×8)	止ネジ	1
24	000015	Nut	ナット	1
25	2101330	Thread Tension Release Plate	糸緩メ板	1
26	000496	Spacer	スペーサ	4
27	0020101	Tension Disc Eyelet	調子台糸道	6
28	0020103	Thread Tension Spring	糸調子バネ	1
29				
30	0024084	Thread Tension Spring Cap(W)	糸調子バネキャップ(上)(白)	4
31	0024083	Thread Tension Spring Bushing	糸調子ナット回り止メ	4
32	0024156	Thread Tension Spring	糸調子バネ	1
33	0020118	Thread Tension Spring Retainer(W)	糸調子バネキャップ(下)(白)	4
34	000178	Felt(W)(2.5mm)	フェルト(白)	4
35	000177	Felt(W)(1.0mm)	フェルト(白)	4
36	007903	Tension Post(Long)	糸調子棒(長)	4
37	0032952	Thread Tension Spring	糸調子バネ	1

Note: (G).....Green colored, (W).....White colored,

(注) (G)は緑色、(W)は白色を表わします。

"CH20" DEVICE (1)



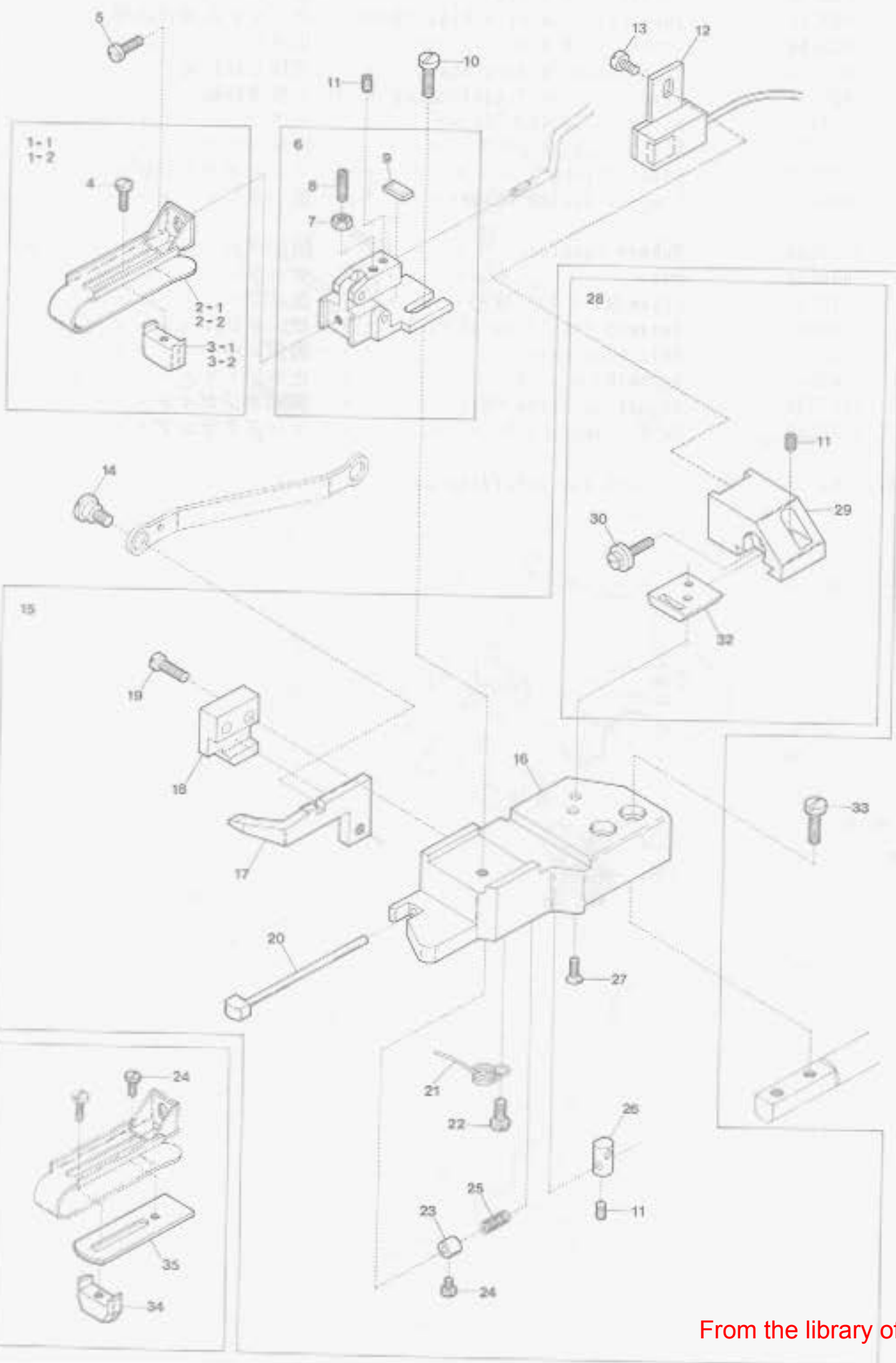
"TC/CH20" DEVICE(1) for AZ8000H-A

"TC/CH20"装置(1)

Ref. No.	Parts No.	Description	品名	Amt. Req.
1	0023714	Device Supporting Plate	装置取付板	1
2	009150	Screw(11/64-40×11)	止ネジ	1
3	0023726	Device Holder Base	装置取付台	1
4	0023750	Device Holder Base Fixing Spring Plate	装置取付台固定バネ	1
5	0023763	Supplementary Fixing Spring Plate	補助バネ	1
6	004353	Screw(9/64-40×7)	止ネジ	4
7	0023715	Solenoid Holder Fixing Spring Plate	ソレノイド取付台固定バネ	1
8	0023769	Fixing Spring	定規連結軸固定バネ	1
9	000533	Washer	ワッシャ	1
10	001175	Screw(9/64-40×8)	止ネジ	1
11	005589	Screw(1/4-40×14.5)	止ネジ	1
12	000621	Conical Spring Washer	皿バネワッシャ	2
13	0023725	Solenoid Holder	ソレノイド取付台	1
14	000613	Washer	ワッシャ	1
15	000306	Nut	ナット	1
16	001333	Stop Screw(3/32-56×3.9)	ストップネジ	1
17	0026470	Rotary Solenoid Cover	ロータリソレノイドカバー	1
18	005000	Screw(9/64-40×5.7)	止ネジ	2
19	0011190	Rotary Solenoid(Large)	ロータリソレノイド(大)	1
20	005550	Screw(11/64-40×13.5)	止ネジ	1
21	0036111	Hemming Guide Interlocking Lever	定規連動レバー	1
22	0036132	Retaining Ring	ストップリング	1
23	0094491	Cord Clamp(φ3.4-2N)	コードクランプ	1
24	0023711	Guide Pin	ガイドピン	1
25	004358	Screw(9/64-40×5.6)	止ネジ	4
26	005585	Adjusting Screw(11/64-40×10)	調節ネジ	1
27	001049	Sticker	貼りマーク	1
28	0023723	Guide Collar	ガイドカラー	1
29	003638	Screw(11/64-40×4)	止ネジ	1
30	0023717	Solenoid Holder Cover	ソレノイド取付台カバー	1
31	000322	Lock Nut	ロックナット	3
32	001326	Positioning Screw(9/64-40×7.5)	位置決めネジ	1
33	0063612	Cord Clamp(φ6.8-4N)	コードクランプ	2
34	0023722	Solenoid Supporting Plate	ソレノイド取付板	1
35	004406	Screw(11/64-40×8)	止ネジ	2
36	0011191	Rotary Solenoid(Small)	ロータリソレノイド(小)	1
37	007606	Adjusting Screw(9/64-40×20)	調節ネジ	2
38	000014	Washer	ワッシャ	2
39	000002	Spring Washer	スプリングワッシャ	2
40	000012	Nut	ナット	2

※ Ref. No. 41 to 58 See the following page.

"CH20" DEVICE (2)

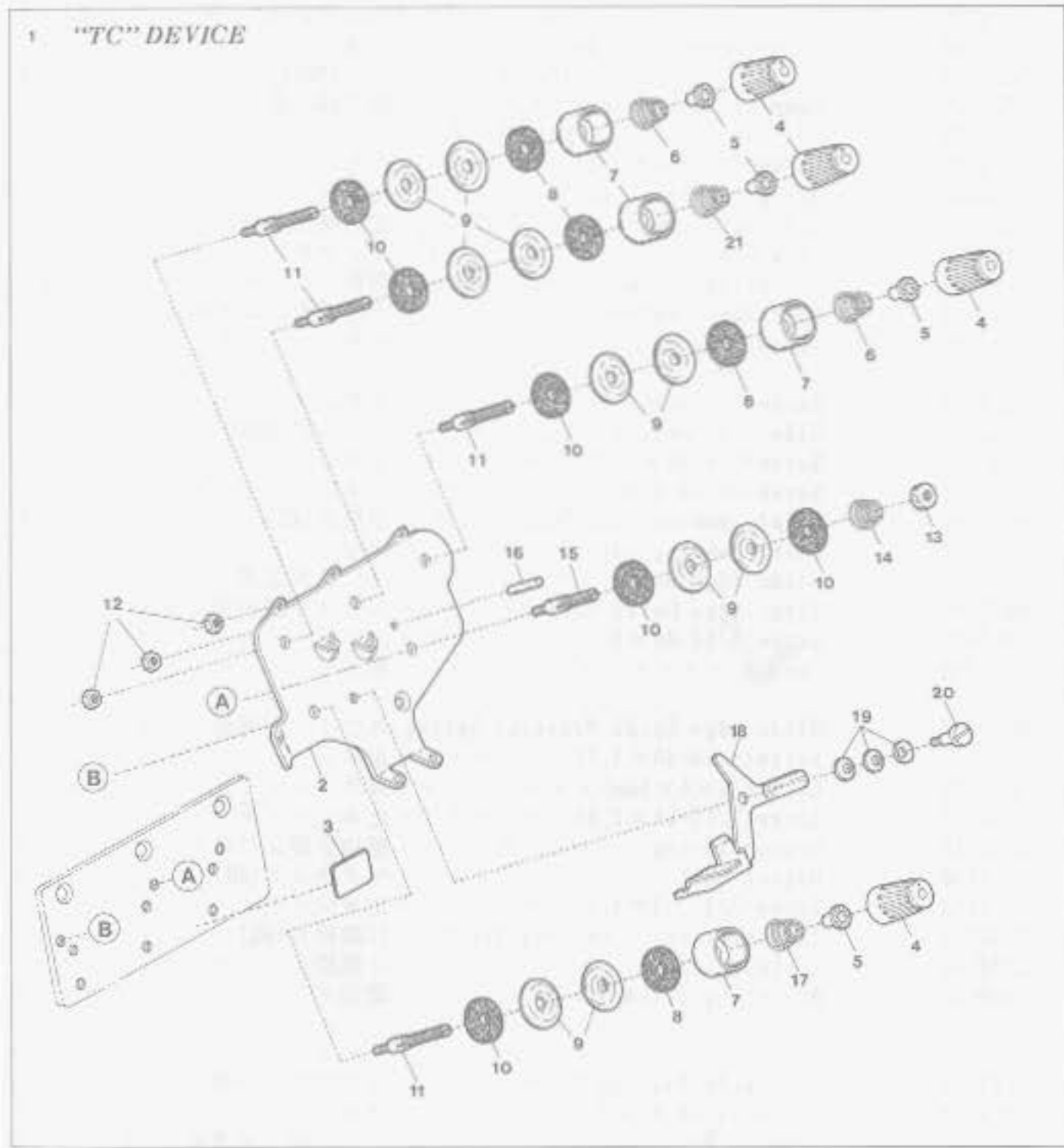


"TC/CH20" DEVICE(2) for A78000H-A

"TC/CH20"装置(2)

Ref. No.	Parts No.	Description	品名	Amt. Req.
1-1	2101391	Blind-Hemming Guide, C. Set(for 25mm)	定規(組)	1
1-2	0023740	" " (for 35mm)(Extra)	" (特注品)	1
2-1	2101390	Blind-Hemming Guide	定規	1
2-2	0023739	" " (Extra)	" (特注品)	1
3-1	2101393	Hemming Positioner	裾引幅調節片	1
3-2	0023741	" " (Extra)	" (特注品)	1
4	004236	Screw(3/32-56×4.2)	止ネジ	1
5	005036	Screw(1/8-44×5.6)	止ネジ	1
6	0023744	Hemming Guide Bracket, C. Set	定規調節台(組)	1
7	000335	Lock Nut	ロックナット	1
8	006820	Adjusting Screw(9/64-40×12.3)	調節ネジ	1
9	0036161	Anti-shock Rubber	定規緩衝ゴム	1
10	001202	Screw(9/64-40×6.6)	止ネジ	1
11	003637	Screw(1/8-44×2.5)	止ネジ	3
12	1300182	Side Seam Detector Unit	ホールIC(組)	1
13	005036	Screw(1/8-44×5.6)	止ネジ	1
14	005588	Screw(11/64-40×2.1)	止ネジ	1
15	0023747	Blind-Hemming Edge Guide, C. Set	定規台(組)	1
16	0023724	Blind-Hemming Edge Guide	定規台	1
17	0023707	Slide Edge Guide	スライド定規	1
18	0023705	Slide Edge Guide Holder	スライド定規受ケ	1
19	007609	Screw(9/64-40×9)	止ネジ	2
20	0023708	Sensor	感知子	1
21	0023737	Slide Edge Guide Pressing Spring	スライド定規戻シバネ	1
22	005000	Screw(9/64-40×5.7)	止ネジ	1
23	0023709	Collar(2×5×5mm)	カラー	1
24	004237	Screw(3/32-56×2.6)	止ネジ	2
25	0023710	Sensor Spring	感知子戻シバネ	1
26	0023756	Magnet Unit	マグネット(組)	1
27	001613	Screw(3/32-56×4.5)	止ネジ	2
28	2101394	IC Positioner, Complete Set	IC調節台(組)	1
29	2101395	IC Positioner	IC調節台	1
30	005591	Adjusting Screw(1/8-44×6.2)	調節ネジ	1
31				
32	0023703	Raterally Sliding Plate	左右スライド板	1
33	004440	Screw(11/64-40×8.3)	止ネジ	2
34	0023767	Hemming Positioner(for Light Materials)	裾引幅調節片(薄物用)	1
35	0023768	Spacer(for Light Materials)	定規スペーサ(薄物用)	1

"CH20" DEVICE(3)

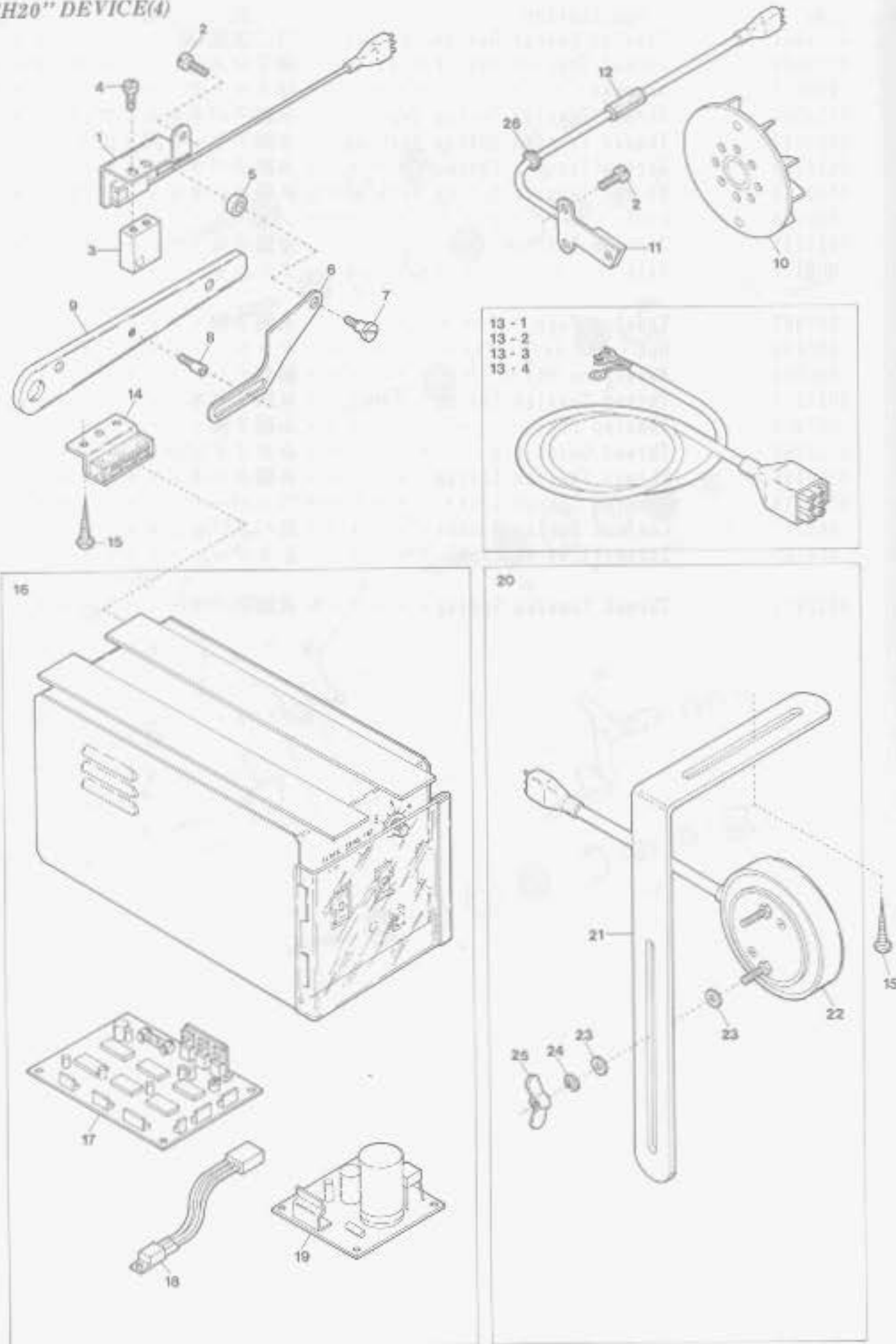


"TC/CH20" DEVICE(3) for AZ8000H-A

"TC/CH20"装置(3)

Ref. No.	Parts No.	Description	品名	Amt. Req.
1	0026467	Tension Change Device, C. Set	"TC"装置(組)	1
2	0026466	Thread Tension Disc Eyelet	調子台糸道	1
3	000622	Sticker	貼りマーク	1
4	0024084	Thread Tension Spring Cap	糸調子バネキャップ(上)	4
5	0024083	Thread Tension Spring Bushing	糸調子ナット回り止め	4
6	0024157	Thread Tension Spring	糸調子バネ	2
7	0020118	Thread Tension Spring Retainer	糸調子バネキャップ(下)	4
8	000178	Felt	フェルト	4
9	0031111	Tension Disc	糸調子皿	10
10	000177	Felt	フェルト	6
11	007903	Tension Post	糸調子棒	4
12	000334	Nut	ナット	3
13	000056	Adjusting Nut	調節ナット	1
14	0037115	Thread Tension Spring	糸調子バネ	1
15	001904	Tension Post	糸調子棒	1
16	0023766	Thread Guide Pin	糸ガイドピン	1
17	0024156	Thread Tension Spring	糸調子バネ	1
18	0023728	Tension Change Lever	TCレバー	1
19	000010	Conical Spring Washer	皿バネワッシャ	3
20	004100	Screw(11/64-40×3.2)	止ネジ	1
21	0032952	Thread Tension Spring	糸調子バネ	1

"CH20" DEVICE(4)



"TC/CH20" DEVICE(4) for AZ8000H-A

Ref. No.	Parts No.
1	1200006
2	110013
3	0023734
4	004353
5	0023720
6	2121021
7	005587
8	005512
9	2101040
10	2101043

11	1200001
12	2101124
13-1	0011943
13-2	0011944
13-3	0011945
13-4	0011946
14	0011709
15	006905
16	0011180
17	0011182
18	0011974
19	0011183
20	0011192

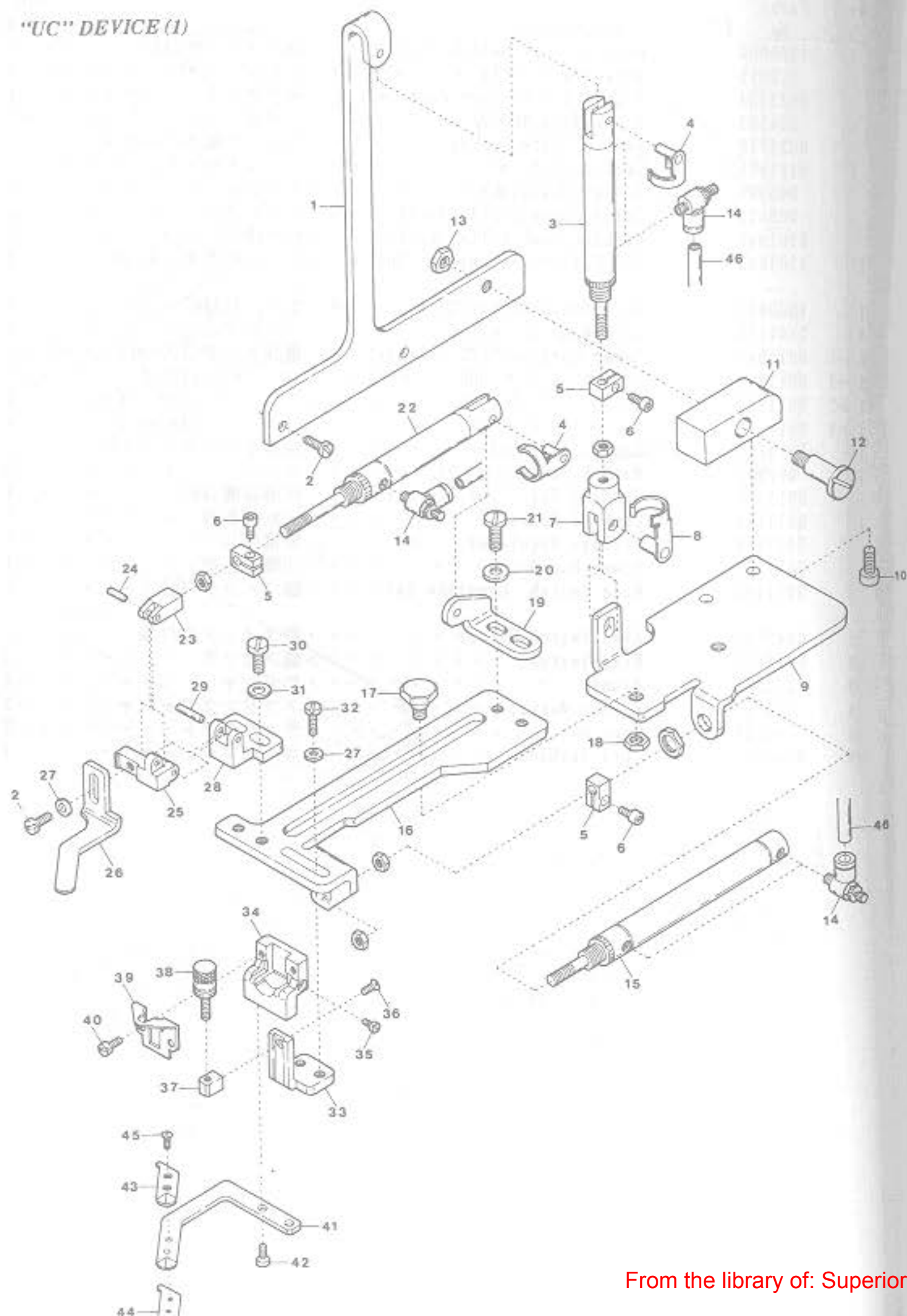
21	0092332
22	0011189
23	300031
24	300033
25	100038
26	0035722

Description	品名	Amt. Req.
Presser Foot Switch Unit	押エスイッチ(組)	1
Screw(M4-0.7×8)	止ネジ	3
Magnet for Presser Foot Switch	マグネット	1
Screw(9/64-40×7)	止ネジ	2
Switch Plate Spacer	スイッチ板スペーサ	1
Switch Plate	スイッチ板	1
Screw(9/64-40×8.6)	止ネジ	1
Guide Screw(11/64-40×3)	ガイドネジ	1
Presser Foot Lifter Lever	押エ揚ゲレバー	1
Oil Cooling Fan Magnet Unit	ファンマグネット(組)	1

Rotation Detector Unit	ホールIC(組)	1
Cord Bushing	コードブッシュ	1
Power Cord(for 100 Voltage)	電源コード(100V用)	1
" (" 200 ")	" (200")	1
" (" 220 ")	" (220")	1
" (" 380 ")	" (380")	1
Control Box Stay	制御ボックスステイ	2
Wood Screw(φ5.1×20)	木ネジ	10
Control Box, Complete Set	制御装置(組)	1
Control Board	CH制御基板	1
Voltage Regulator	定電圧IC	1
Power Board	CH電源基板	1
Knee Switch, Complete Set	膝スイッチ(組)	1

Knee Switch Holder	膝スイッチ取付板	1
Knee Switch	膝スイッチ	1
Washer	ワッシャ	4
Spring Washer	スプリングワッシャ	2
Wing Nut	チョウナット	2
Cord Bushing	コードブッシュ	1

"UC" DEVICE (1)



"UC" DEVICE (1)

Ref. No.	Parts No.
1	2101600
2	110009
3	0010327
4	0010287
5	0013085
6	005037
7	2101616
8	1255174
9	2101602
10	005650
11	2101601
12	004103
13	000419
14	1095001
15	1091025
16	2101603
17	006188
18	000011
19	2101604
20	300000
21	110103
22	1091071
23	2101607
24	0036092
25	2101606
26	2101608
27	000665
28	2101605
29	0036091
30	110011
31	000553
32	110035
33	2101613
34	2101612
35	009624
36	007619
37	0022443
38	006444
39	0022444
40	001196
41	2101609
42	009779
43	2101610
44	2101611
45	005112
46	0010260

Description

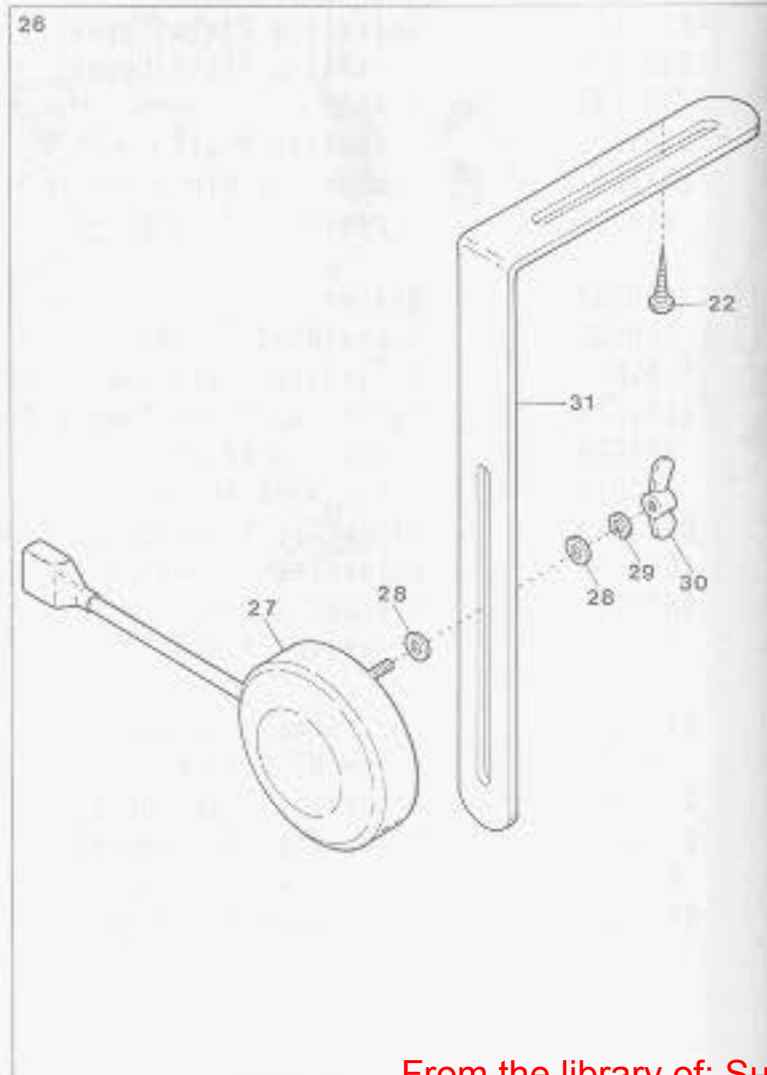
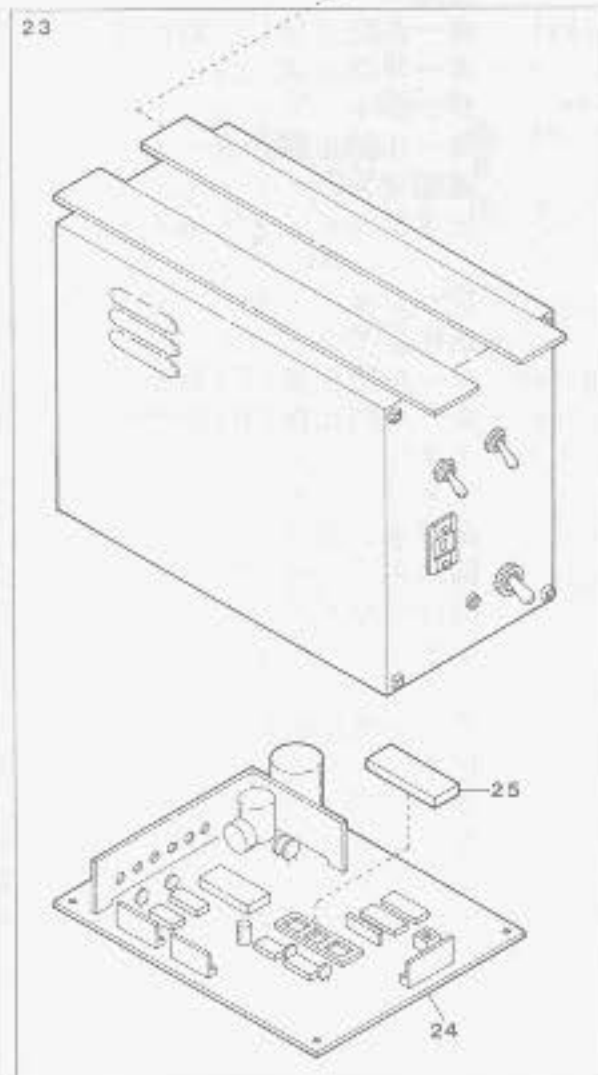
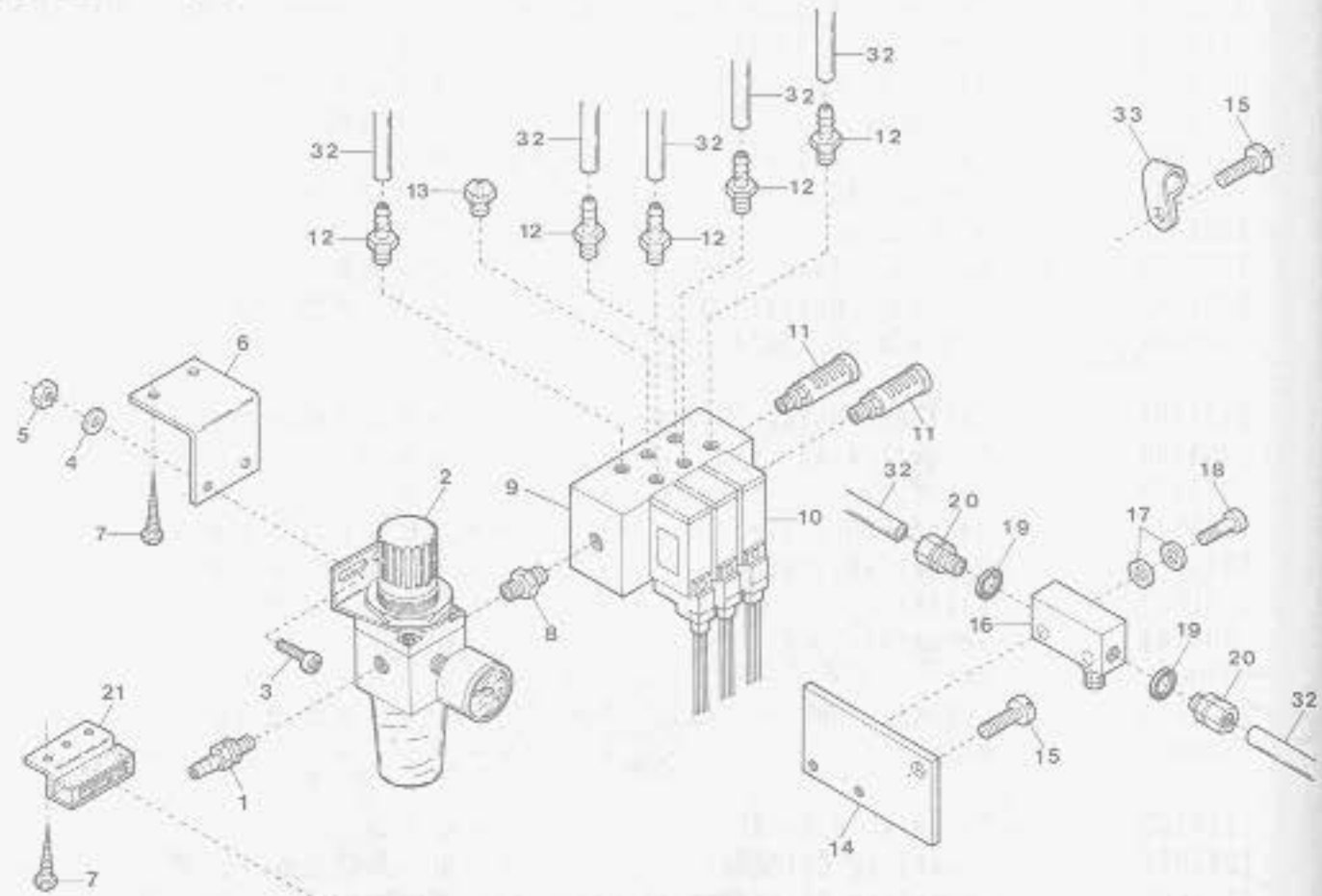
Description	品名	Amt. Req.
Cylinder Support (Vertical)	シリンダ取付板(縦)	1
Screw (M4-0.7×8)	止ネジ	3
Vertical Cylinder	上下シリンダ	1
Cylinder Joint Pin	ピン金具	2
Cylinder Collar	カラー	3
Screw (9/64-40×8)	止ネジ	3
Y-Knuckle	Yナックル	1
Cylinder Joint Pin	ピン金具	1
Cylinder Holder (Large)	シリンダ取付台(大)	1
Screw (M5-0.8×14)	止ネジ	2
Cylinder Holder Block	シリンダ取付台ブロック	1
Screw (1/4-40×8)	止ネジ	1
Nut	ナット	1
Speed Controller	スピードコントローラ	5
Slide Cylinder	スライドシリンダ	1
Slider	左右スライダ	1
Screw (M6-1×8)	止ネジ	2
Nut	ナット	2
Cylinder Holder (Small)	シリンダ取付台(小)	1
Washer	ワッシャ	2
Screw (M5-0.8×8)	止ネジ	2
Uncurling Cylinder	カール防止シリンダ	1
Uncurling Plate (Upper) Connector	連結軸継手	1
Connecting Pin	連結ピン	1
Uncurling Plate (Upper) Bracket	カール防止板(上)取付片	1
Uncurling Plate (Upper)	カール防止板(上)	1
Washer	ワッシャ	3
Adjusting Block	カール防止調節台	1
Connecting Pin	連結ピン	1
Screw (M5-0.8×10)	止ネジ	2
Washer	ワッシャ	2
Screw (M4-0.7×10)	止ネジ	2
Uncurling Plate (Lower) Adjuster	カール防止板(下)調節台	1
Uncurling Plate (Lower) Bracket	カール防止板(下)取付台	1
Screw (1/8-44×5.3)	止ネジ	1
Screw (9/64-40×6.3)	止ネジ	1
Adjusting Screw Guide Piece	調節ネジガイド	1
Adjusting Screw (1/8-44×12.9)	調節ネジ	1
Bracket Cover	取付台蓋	1
Screw (1/8-44×6)	止ネジ	2
Uncurling Plate (Lower)	カール防止板(下)	1
Screw (M3-0.5×6)	止ネジ	2
Uncurling Chip (Upper)	カール防止チップ(上)	1
Uncurling Chip (Lower)	カール防止チップ(下)	1
Screw (3/32-56×6)	止ネジ	2
Vinyl Tube (4×2.5mm)	ビニールパイプ	-

"UC" 装置 (1)

Amt.

Req.

"UC" DEVICE (2)



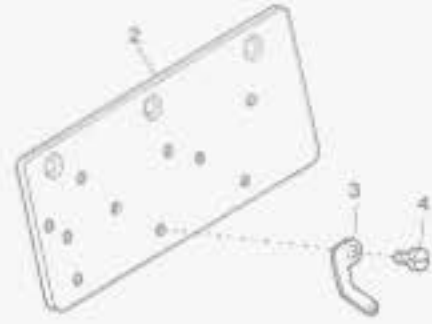
"UC" DEVICE(2)

Ref. No	Parts No
1	0010108
2	0010073
3	009960
4	000669
5	000009
6	0013218
7	006905
8	1094017
9	1090038
10	1090039
11	0010143
12	0010018
13	1094009
14	1260062
15	110013
16	0010054
17	000444
18	009993
19	000623
20	0010258
21	0011709
22	006910
23	1249031
24	1057050
25	1050027
26	0011883
27	0011882
28	300031
29	300033
30	100038
31	0092232
32	0010260
33	0036133

"UC"装置(2)

Description	品名	Amt. Req.
Hose Joint(φ8-PT 1/4)	ホースユニオン	1
Regulator	レギュレータ	1
Screw(M5-0.8×16)	止ネジ	2
Washer	ワッシャ	2
Nut	ナット	2
Regulator Support	レギュレータ取付板	1
Wood Screw(φ5.1×20)	木ネジ	2
Nipple	ニップル	1
Manifold	マニフォールド	1
Electromagnetic Valve(3 Valves)	電磁弁(3連)	1
Silencer	サイレンサ	2
Joint	継手	5
Seal Plug	メクラプラグ	1
Speed Controller Support	スピードコントローラ取付板	1
Screw(M4-0.7×8)	止ネジ	2
Speed Controller	スピードコントローラ	1
Washer	ワッシャ	4
Screw(M3-0.5×16)	止ネジ	2
Gasket	パッキン	2
Joint	継手	2
Control Box Stay	制御ボックスステイ	4
Wood Screw(φ6.8×26)	木ネジ	10
Control Box, Complete Set	制御装置(組)	1
Control Board	制御基板	1
Single Chip Micro Computer	マイコン	1
Knee Switch, Complete Set	膝スイッチ(組)	1
Knee Switch	膝スイッチ	1
Washer	ワッシャ	4
Spring Washer	スプリングワッシャ	2
Wing Nut	チョウナット	2
Knee Switch Holder	スイッチ取付板	1
Vinyl Tube(4×2.5mm)	ビニールパイプ	-
Cord Clamp(φ8.4-5N)	コードクランプ	1

"UC"DEVICE(3)



"UC" DEVICE(3)

Ref. No.	Parts No.
1	2101614
2	2101615
3	2100537
4	009853

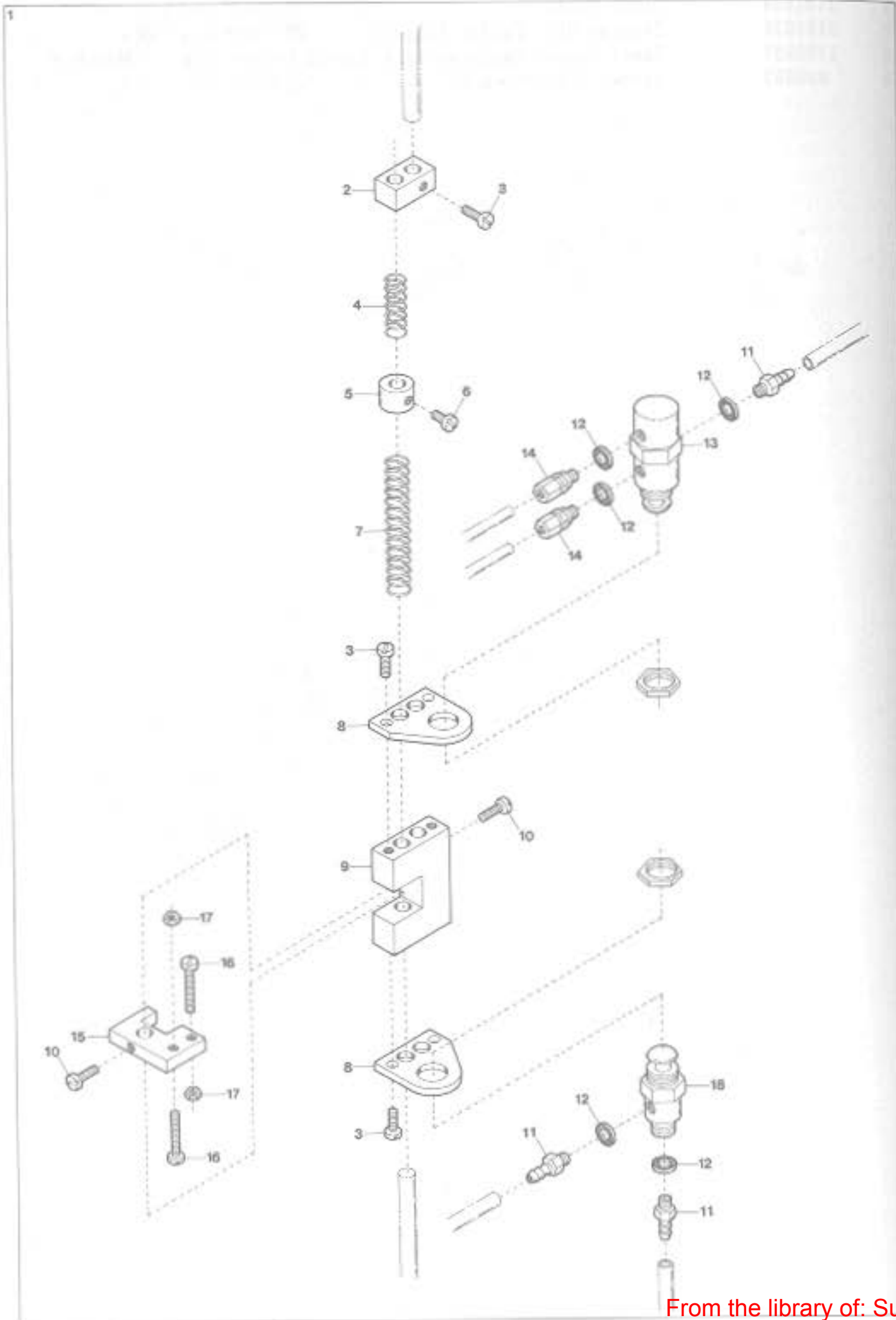
Description

Description	品名	Amt. Req.
Cloth Plate	クロスプレート	1
Tension Disc Eyelet Support	調子台糸道取付板	1
Upper Looper Supplementary Thread Eyelet	上ルーパー補助糸道	1
Screw(11/64-40×6.5)	止ネジ	1

"UC"装置(3)

Amt. Req.

"CL" DEVICE(1)



"CL" DEVICE(1)

Ref. No.	Parts No.
1	2101547
2	2101551
3	007627
4	0068181
5	0033938
6	004406
7	0033937
8	2101548
9	2101549
10	110049
11	0010017
12	000623
13	0010333
14	0010258
15	2101550
16	110010
17	100001
18	0010052

Description

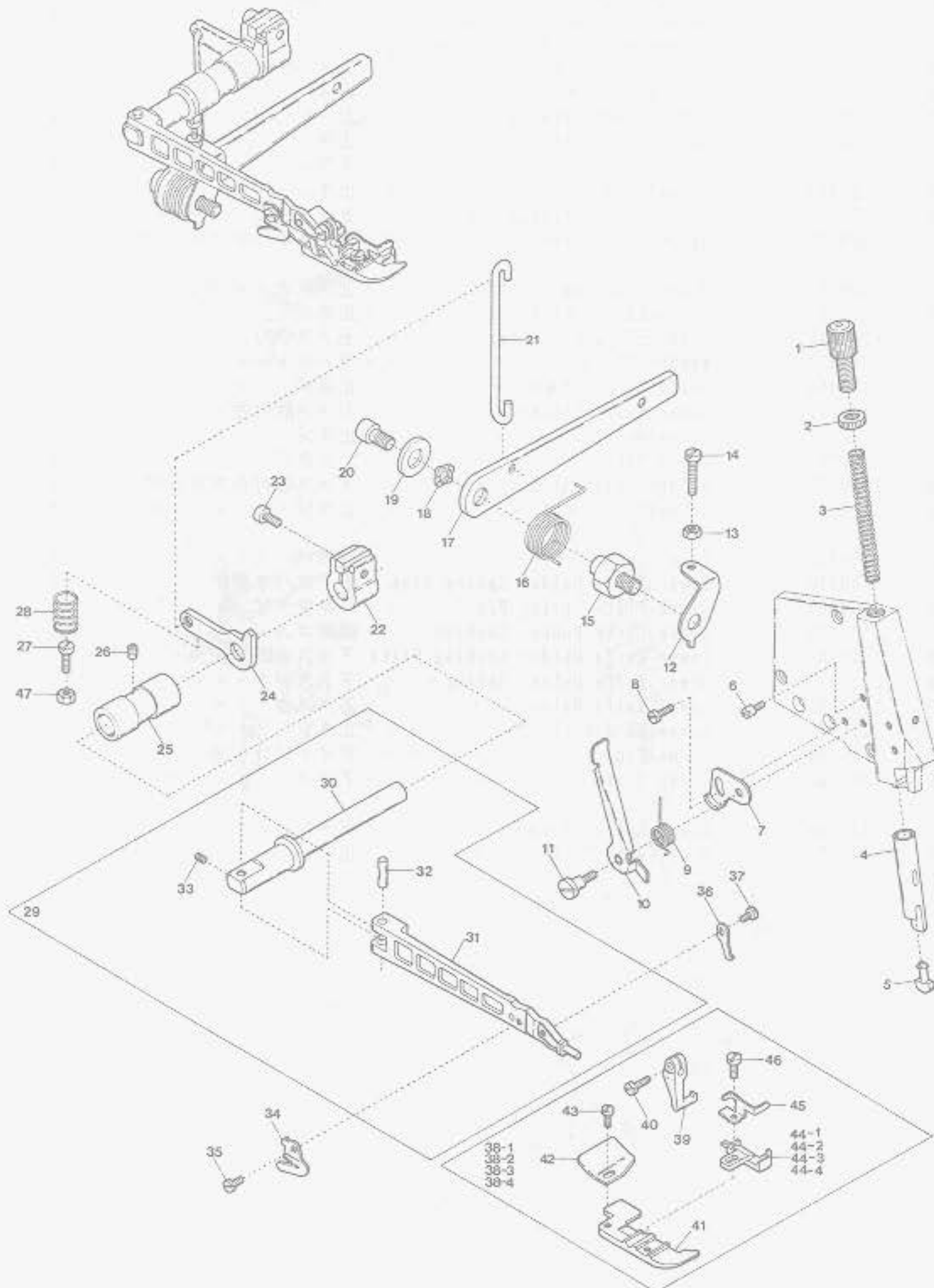
Air Valve, Complete Set	エアバルブ(組)	1
Return Spring Stop	補助バネストッパ	1
Screw(M4-0.7×6)	止ネジ	6
Return Spring (Small)	補助バネ(小)	1
Collar(6.4×13×9mm)	エアバルブ補助カラー	1
Screw(11/64-40×8)	止ネジ	1
Return Spring (Large)	補助バネ(大)	1
Air Valve Support	エアバルブ取付	2
Air Valve Basement	エアバルブ装置	1
Screw(M4-0.7×10)	止ネジ	4
Bamboo Joint (M5-6×4)	バンプ継手	3
Gasket	パッキン	5
Air Valve (4 port)	エアバルブ	1
Connector (M5-4×2.5)	継手	2
Air Valve Press Plate	エアバルブ押し板	1
Screw(M4-0.7×16)	止ネジ	2
Nut	ナット	2
Air Valve (2 port)	エアバルブ	1

(注) "CL"装置(組)の品番
 Note: Parts No. of "CL" Device, C. Set
 for AZ/K2 2101552
 for AZF/K2 2121005

"CL"装置(1)

Amt. Req.

品名

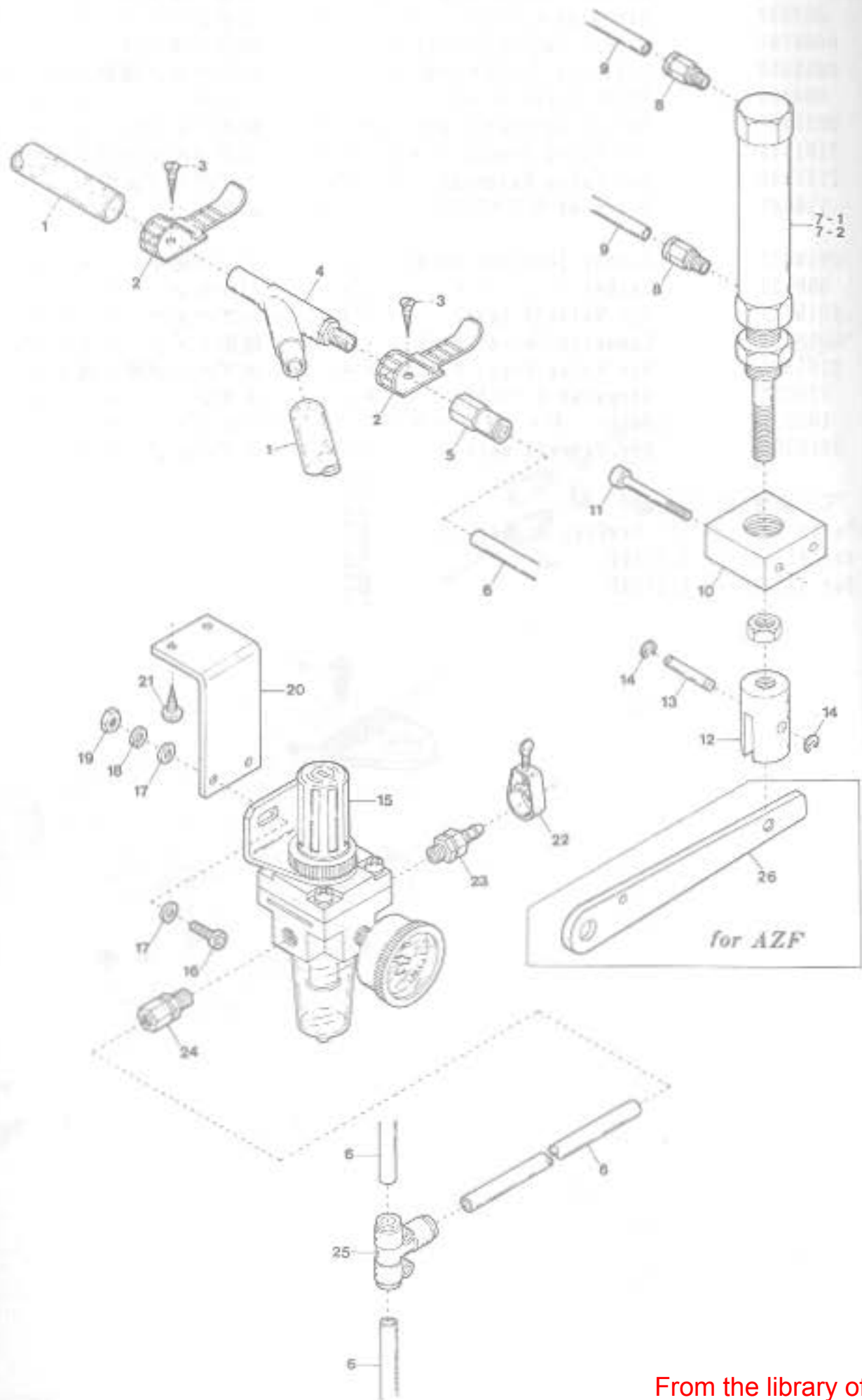


PRESSER FOOT MECHANISM

押工機構

Ref. No.	Parts No.	Description	品名	Amt. Req.
1	190003	Adjusting Screw(M10-0.75×30)	調節ネジ	1
2	100007	Lock Nut	ロックナット	1
3	2100181	Presser Spring	押エバネ	1
4	2100579	Presser Bar	押エ棒	1
5	2100580	Presser Arm Positioning Guide Pin	押エ腕案内ピン	1
6	180001	Screw(M4-0.7×4.5)	バネ掛ケネジ	1
7	2100184	Presser Arm Stop	押エ腕ストッパ	1
8	110012	Screw(M4-0.7×5)	止ネジ	1
9	2100187	Presser Foot Release Lever Spring	手揚げバネ	1
10	2100186	Presser Foot Release Lever	手揚げ	1
11	170000	Screw(M4-0.7×13)	止ネジ	1
12	2100195	Presser Foot Lifter Lever Stop	押エ揚ゲレバーストッパ	1
13	100001	Lock Nut	ロックナット	1
14	110010	Stop Screw(M4-0.7×16)	ストップネジ	1
15	2100194	Lifter Lever Holder	押エ揚ゲレバー取付台	1
16	2110361	Presser Foot Lifter Lever Spring	押エ揚ゲレバーバネ	1
17	2100193	Presser Foot Lifter Lever	押エ揚ゲレバー	1
18	000487	Corrugeted Washer	波形ワッシャ	1
19	300005	Washer	ワッシャ	1
20	120010	Screw(M6-1×10)	止ネジ	1
21	2100197	Presser Foot Lifter Lever Link	押エ揚ゲレバーリンク	1
22	2100518	Presser Foot Shaft Collar	押エ軸カラー	1
23	120017	Screw(M5-0.8×15)	止ネジ	1
24	2100192	Intermediate Lever	押エ軸レバー	1
25	2100099	Presser Foot Shaft Bushing	押エ軸ブッシュ	1
26	160007	Screw(M6-1×6)	止ネジ	1
27	110065	Stop Screw(M4-0.7×12)	ストップネジ	1
28	2100179	Intermediate Lever Spring	押エ軸レバーバネ	1
29	2100190	Presser Arm, Complete Set	押エ腕(組)	1
30	2100189	Presser Foot Shaft	押エ軸	1
31	2100188	Presser Arm	押エ腕	1
32	2100199	Presser Arm Hinge Pin	押エ腕ヒンジピン	1
33	160001	Screw(M4-0.7×4)	止ネジ	1
34	0020271	Thread Chain Cutting Knife	チェーンカッタ	1
35	004097	Screw(3/32-56×4.2)	止ネジ	1
36	0021015	Presser Foot Half-stay	半固定片	1
37	004096	Screw(1/8-44×4.5)	止ネジ	1
38-1	2107300	Presser Foot, Complete Set(03)	押エ(組)(03)	1
38-2	2107301	" "	" (04)	1
38-3	2107302	" "	" (05)	1
38-4	2107303	" "	" (06)	1
39	0024100	Presser Foot Hinge	押エヒンジ	1
40	004351	Screw(9/64-40×7)	止ネジ	1
41	2107280	Presser Foot(Lower)	押エ(下)	1
42	0034535	Presser Foot Chain Shield	空糸押エ	1
43	004237	Screw(3/32-56×2.6)	止ネジ	1
44-1	2107220	Presser Foot Stitch Tongue(03)	爪(03)	1
44-2	2107221	" "	" (04)	1
44-3	2107222	" "	" (05)	1
44-4	2107223	" "	" (06)	1
45	2107162	Presser Foot Hinge Spring	押エヒンジバネ	1
46	0024100	Screw(1/8-44×5.6)	止ネジ	1
47	100020	Lock Nut	ロックナット	1

"CL" DEVICE(2)



"CL" DEVICE(2)

Ref. No.	Parts No.
1	0022392
2	0011987
3	009814
4	0010310
5	0010290
6	0010261
7-1	1091082
7-2	1091013
8	0010055
9	0010260
10	1260000
11	006219
12	0012029
13	0012030
14	0033024
15	0010073
16	009960
17	000669
18	000600
19	000009
20	0013218
21	006905
22	0033939
23	0010108
24	0010264
25	1094008
26	2100193

"CL"装置(2)

Description	品名	Amt. Req.
Nylon Hose	ナイロンホース	2
UL Clamp	ULクランプ	2
Wood Screw (φ3.1×20)	木ネジ	2
Venturi Tube	ベンチュリ管	1
Connector (φ6-PT1/8)	コネクタ	1
Vinyl Tube (6×4mm)	ビニールパイプ	-
Presser Foot Lifter Cylinder (for AZF)	押エ揚ゲシリンダ (AZF用)	1
" " (for AZ)	" (AZ用)	1
Connector (φ4-PT1/8)	コネクタ	2
Vinyl Tube (4×2.5mm)	ビニールパイプ	-
Cylinder Holder	押エ揚ゲシリンダ取付台	1
Screw (M4-0.7×30)	止ネジ	2
Presser Lifter Holder	押エ揚ゲホルダ	1
Presser Lifter Holder Pin	押エ揚ゲホルダピン	1
Retaining Ring	ストップリング	2
Regulator	レギュレータ	1
Screw (M5-0.8×16)	止ネジ	2
Washer	ワッシャ	4
Spring Washer	スプリングワッシャ	2
Nut	ナット	2
Regulator Support	レギュレータ取付板	1
Wood Screw (φ5.1×20)	木ネジ	2
Hose Band (1/4 inch)	ホースバンド	1
Hose Connector (φ8-1/4)	ホースユニオン	1
Connector (φ6-1/4)	コネクタ	1
T-Joint (φ6)	ユニオンT継手	1
Presser Foot Lifter Lever (for AZF)	押エ揚ゲレバー (AZF用)	1

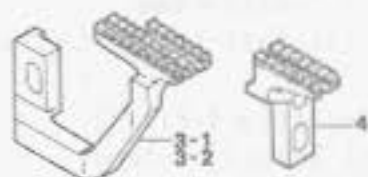
EXTRA PARTS

Feed Dog plated with Rubber ラバー送り

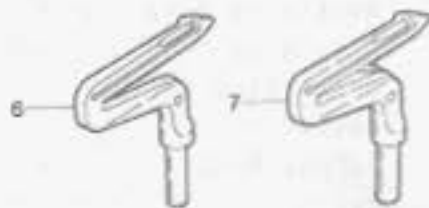
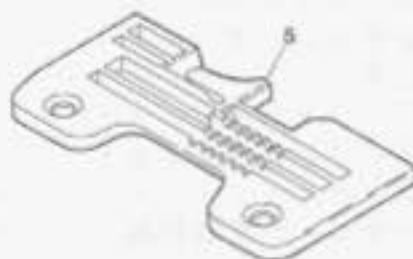
AZ8000H-A



AZ8003H-A, 8020H-A



AZ8003H-04-A/B3



EXTRA PARTS

Ref. No	Parts No
1	2109070
2	2109074
3-1	2109072
3-2	2109078
4	2109076
5	2108128
6	2109333
7	2109308

Description

Description	品名	81 Amt. Req.
Differential Feed Dog	前送り	1
Main Feed Dog	後送り	1
Differential Feed Dog	前送り	1
"	"	1
Main Feed Dog	後送り	1
Stitch Plate (04)	針板	1
Lower Loper (Special coating)	下ルーパ (特殊コーティング)	1
Lower Loper	下ルーパ	1

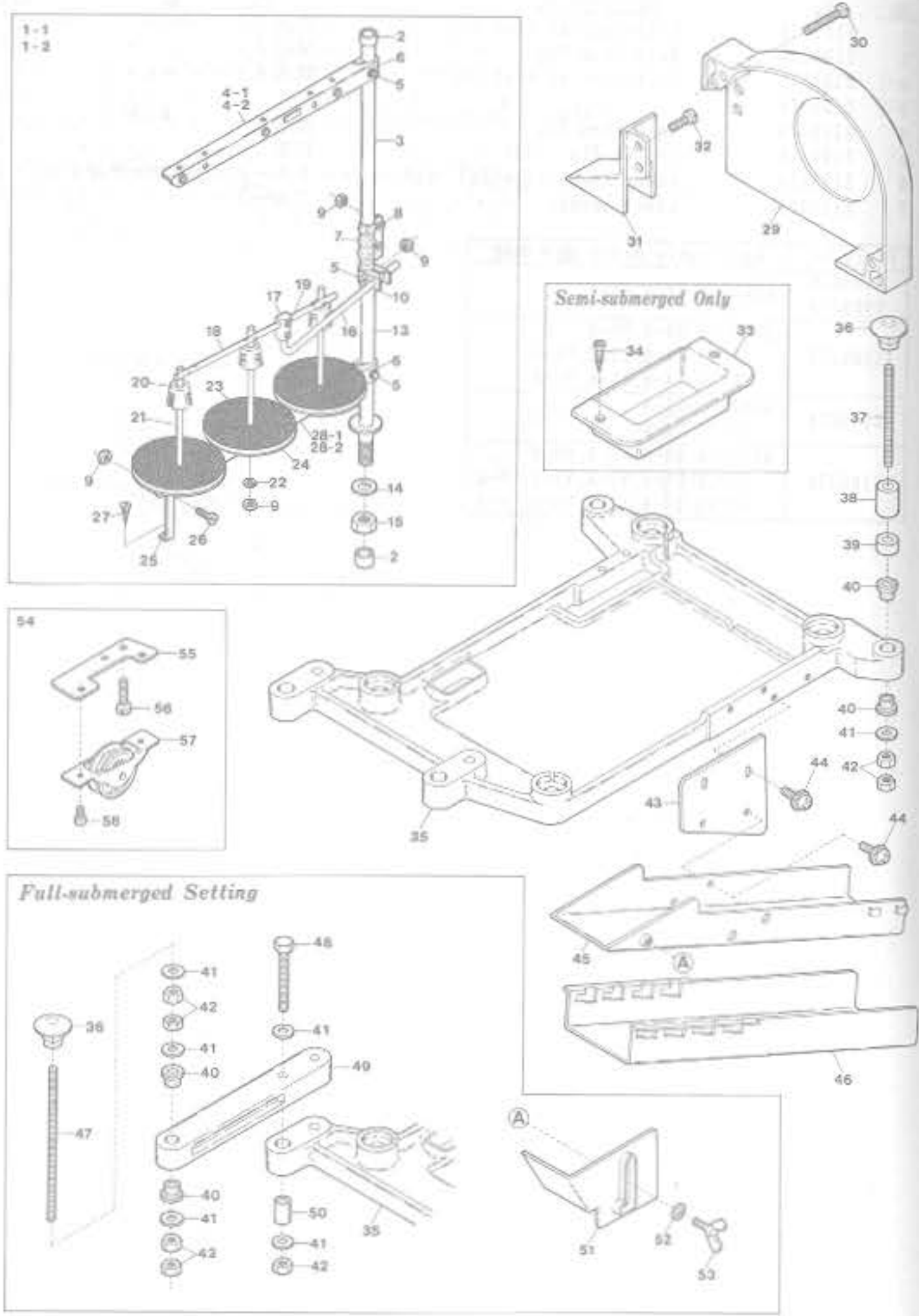
Parts No.	Applicable Model 適用機種
2109070 2109074	AZ8000H-03-A, 04-A
2109072	AZ8003H-04-A, 05-A 8020H-X4-A, X5-A, Y5-A 8025H-X4-A, X5-A, Y5-A
2109078	AZ8003H-06-A 8020H-Y6-A
2109076	AZ8003H-04-A, 05-A, 06-A 8020H-X4-A, X5-A, Y5-A, Y6-A 8025H-X4-A, X5-A, Y5-A, Y6-A

特注部品

81

Amt.

Req.

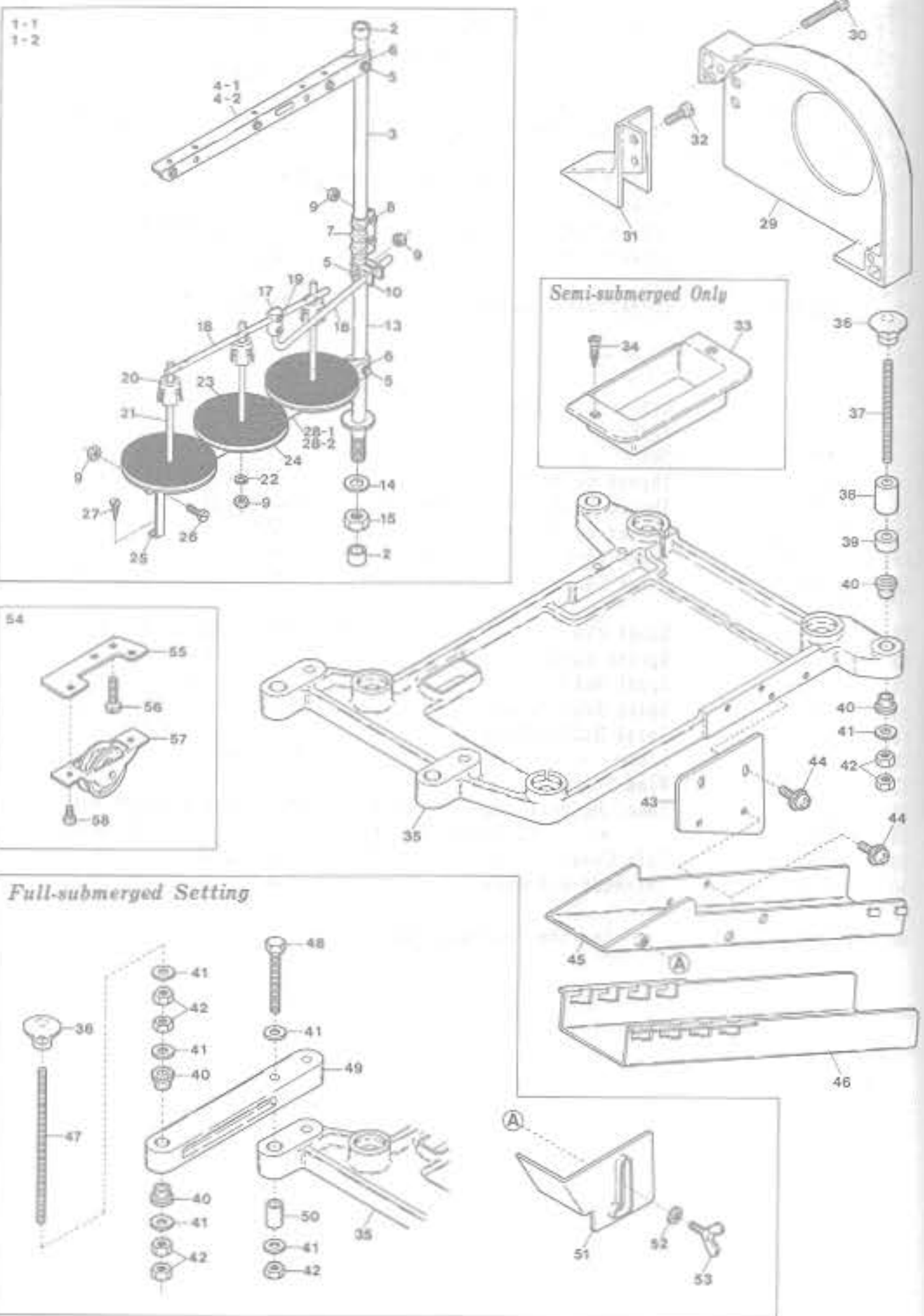


THREAD STAND & SUPPORTING BOARD

糸立台及び受け板

Ref. No	Parts No	Description	品名	Amt.	Req.
1-1	0099072	Thread Stand, C. Set(3 Spools Type)	糸立台(組)(3本糸用)	1	1
1-2	0099073	" " (4 Spools Type)	" (4本糸用)	1	1
2	0099057	Column Cap	コラムキャップ	2	2
3	0099058	Column Pipe(Upper)	コラムパイプ(上)	1	1
4-1	0099060	Thread Hanger(3 Spools Type)	スレッドハンガ(3本糸用)	1	1
4-2	0099059	" (2 Spools Type)	" (2本糸用)	2	2
5	000147	Screw	止ネジ	3	3
6	000148	Washer	ワッシャ	2	2
7	0099061	Column Pipe Connector	コラムパイプ継手	1	1
8	000149	Screw	止ネジ	2	2
9	000152	Nut	ナット	7	7
10	0099062	Thread Guide Holder	糸案内ホルダ	1	1
11					
12					
13	0099063	Column Pipe(Lower)	コラム(下)	1	1
14	300027	Washer	ワッシャ	1	1
15	000153	Nut	ナット	1	1
16	0099030	Thread Guide Bar	糸案内支エ棒	1	1
17	0099031	Thread Guide Bar Bracket	支エ棒接点	1	1
18	0099064	Thread Guide	糸案内	1	1
19	160007	Screw(M6-1×5)	止ネジ	2	2
20	0099065	Spool Cushion	スプールのクッション	3	3
21	0099066	Spool Pin	スプールの軸	3	3
22	000600	Spring Washer	スプリングワッシャ	3	3
23	0099067	Spool Mat	スプールのマット	3	3
24	0099068	Spool Seat Disc	受け皿	3	3
25	0099069	Spool Holder Stay	スプールのホルダ支エ	1	1
26	000158	Screw	止ネジ	1	1
27	000159	Wood Screw	木ネジ	1	1
28-1	0099070	Spool Holder(3 Spools Type)	スプールのホルダ(3本糸用)	1	1
28-2	0099071	" (2 Spools Type)	" (2本糸用)	2	2
29	2100381	Belt Cover	ベルトカバー	1	1
30	110015	Screw(M4-0.7×25)	止ネジ	2	2

※ Ref. No. 31 to 58 See the following page.



THREAD STAND & SUPPORTING BOARD

糸立台及び受け板

Ref. No	Parts No	Description	品名	Amt.	Req.
31	2100382	Supplementary Belt Cover	ベルト補助カバー	1	1
32	110013	Screw(M4-0.7×8)	止ネジ	2	2
33	2100374	Chip Receiver(Semi-submerged only)	切屑受け(半沈式のみ)	1	1
34	350007	Wood Screw(φ3.5×16)	木ネジ	2	2
35	2100339	Supporting Board	受け板	1	1
36	000070	Hanging Nut	吊りナット	4	4
37	009861	Hanging Bolt(Semi-submerged only)	吊りボルト(半沈式のみ)	4	4
38	2101450	Spacer(15mm)	受け板スペーサ	4	4
39	2101451	Spacer(5mm)(See the below)	受け板スペーサ(下記参照)	4	4
40	0020064	Supporting Board Rubber Cushion	受け板ゴム座	8	8
41	000162	Washer(Semi-submerged)	ワッシャ(半沈式)	4	4
41	000162	" (Full-submerged)	ワッシャ(全沈式)	20	20
42	000016	Nut(Semi-submerged)	ナット(半沈式)	8	8
42	000016	Nut(Full-submerged)	ナット(全沈式)	20	20
43	2100375	Chute(Upper) Support	シュート(上)取付板	1	1
44	005624	Screw(M4-0.7×10)	止ネジ	4	4
45	2100337	Chute(Upper)	シュート(上)	1	1
46	2100338	Chute(Lower)	シュート(下)	1	1
47	009864	Hanging Bolt(Full-submerged only)	吊りボルト(全沈式のみ)	4	4
48	009871	Bolt(Full-submerged only)	ボルト(全沈式のみ)	4	4
49	0020057	Supporting Board Connector(Full-submerged only)	受け板継手(全沈式のみ)	2	2
50	0020045	Supporting Board Sleeve(Full-submerged only)	受け板スリーブ(全沈式のみ)	2	2
51	2100336	Supplementary Chute Cover	シュート補助カバー	1	1
52	000538	Washer	ワッシャ	1	1
53	140011	Wing Bolt(M4-0.7×6)	チョウボルト	1	1
54	0020078	Idler, C. Set(for Left Footing Pedal)(Extra)	アイドラ(組)(特品)	1	1
55	0020077	Idler Support	アイドラ取付板	1	1
56	009992	Screw(M4-0.7×10)	止ネジ	2	2
57	0020076	Idler	アイドラ	1	1
58	009995	Screw(M3-0.5×5)	止ネジ	2	2

※ Ref. No. 1 to 30 See the preceding page.

(注) テーブルの厚さ45mmの時は不要。
Note: Not necessary when the thickness of Table is 45mm.

AZ8000H-□□□□-A Class LIST of MAIN SPARE PARTS(主要部品リスト)(1)

Main Parts Models	Needle Clamp	Presser Foot. C. Set	Presser Foot Hinge	Presser Foot (Lower)	Stitch Tongue
	針止め	押エ(組)	押エヒンジ	押エ(下)	押エの爪
AZ8003H-03-A(MT2)	2109100	2107300	0024100	2107280	2107220
03-A/K2(KR2)	"	2107335	"	"	"
03-A/MU5	"	2107320	"	"	"
03-A/MS/B3	"	2107317	"	"	2107224
03-A/MS/B3/MT2	"	"	"	"	"
03-A/MS/B3/K2	"	2107372	"	"	"
03-A/BT13	"	2107317	"	"	"
03-A3	"	2107350	0024420	2107036	2107006
03-A54/B3/K2	"	2107372	0024100	2107280	2107224
04-A(MT2)	"	2107301	"	"	2107221
04-A/K2(KR2)	"	2107336	"	"	"
04-A/MU5	"	2107321	"	"	"
04-A/MS/B3	"	2107318	"	"	2107225
04-A/MS/B3/K2	"	2107373	"	"	"
04-A/BT13	"	2107318	"	"	"
04-A3	"	2107351	0024420	0024422	2107008
04-A3/MS/B3/MT2	"	2107380	"	"	2107048
04-A54(MS)	"	2107346	0024100	2107286	2107243
04-A54/K2	"	2107358	"	"	"
04-A54/MS/B3	"	2107318	"	"	2107225
04-A61	"	2107378	"	2107291	2107253
04-A61/K2	"	2107270	"	"	"
05-A(MT2)	"	2107302	"	2107280	2107222
05-A/K2(KR2)	"	2107337	"	"	"
05-A/MU5	"	2107322	"	"	"
05-A/B3	"	2107318	"	"	2107225
05-A3	"	2107352	0024420	2107037	2107009
05-A3/MT2	"	2107381	"	"	"
05-A3/MS/B3/MT2	"	2107395	"	"	2107038
05-A54/B3/K2	"	2107373	0024100	2107280	2107225
05-A61	"	2107393	"	2107291	2107254
05-A61/K2	"	2107394	"	"	"

Presser Foot Chain Shield	Stitch Plate	Differential Feed Dog	Main Feed Dog	Auxiliary Feed Dog	Upper Looper	Lower Looper
空糸押エ	針板	前送り	後送り	小送り	上ルーパ	下ルーパ
0034535	2108002	2109007	2109006	2109067	2109320	2109347
2107219	"	"	"	"	"	"
0022416	"	"	"	"	"	"
0034535	2108011	2109010	2109011	"	"	"
"	"	"	"	"	"	"
2107219	"	"	"	"	"	"
0034535	"	"	"	"	"	"
2107219	2108002	2109007	2109006	"	"	"
2107219	2108103	2109010	2109011	2109052	2109324	2109348
0034535	2108003	2109005	2109006	2109067	2109320	2109347
2107219	"	"	"	"	"	"
0022416	"	"	"	"	"	"
0034535	2108008	2109010	2109011	"	"	"
2107219	"	"	"	"	"	"
0034535	"	"	"	"	"	"
2107219	2108003	2109005	2109006	"	"	"
0022156	"	"	"	"	"	"
0034535	2108010	"	"	2109052	2109324	2109348
2107219	"	"	"	"	"	"
0034535	2108009	2109010	2109011	"	"	"
"	2108111	2109007	2109006	2109067	2109320	2109347
2107219	"	"	"	"	"	"
0034535	2108007	2109005	"	"	"	"
2107219	"	"	"	"	"	"
0022416	"	"	"	"	"	"
0034535	2108031	2109010	2109011	"	"	"
"	2108007	2109005	2109006	"	"	"
0022156	"	"	"	"	"	"
"	"	"	"	"	"	"
2107219	2108105	2109010	2109011	2109052	2109324	2109348
0034535	2108112	2109007	2109006	2109067	2109320	2109347
"	"	"	"	"	"	"

AZ8000H-□□□□-A Class LIST of MAIN SPARE PARTS(主要部品リスト)(2)

Main Parts Models	Needle Clamp	Presser Foot, C. Set	Presser Foot Hinge	Presser Foot (Lower)	Stitch Tongue
	針止メ	押エ(組)	押エヒンジ	押エ(下)	押エの爪
AZ8003H-06-A(MT2)	2109100	2107303	0024100	2107280	2107223
06-A/K2(KR2)	"	2107338	"	"	"
06-A/MU5	"	2107323	"	"	"
06-A3	"	2107353	0024420	0024425	2107020
8000H-03-A(K2)	"	2107031	0024100	2107030	2107000
04-A(K2)	"	2107032	"	"	2107004
04-AM(K2)	"	"	"	"	"
04-A54(K2)	"	"	"	"	"
8001H-04-A(K2)	"	2107027	"	2107028	2107029
8013H-03-A	"	2107300	"	2107280	2107220
03-A/K2	"	2107335	"	"	"
04-A	"	2107301	"	"	2107221
04-A/K2	"	2107336	"	"	"
8015H-04-A	"	2107712	"	2107284	2107227
04-A/BT13/KR2	"	2107710	"	"	2107226
04-A/MU5	"	2107711	"	"	2107227
8016H-02-A(MT2)	"	2107084	2107085	0024505	0024506
02-A54	"	2107316	2107090	2107283	2107236
02-A54/K2	"	2107304	"	"	"
8017H-04-A57/MS/B3/K2	"	2107063	0024100	2107045	2107046
04-A/MT2	"	2107396	"	"	2107009
8019H-05DF-A	"	2107177	"	2107178	2107179
AZ8020H-Y4-A	2109101 ✓	2117012	0024100	2117000	2117011
Y5-A(MT2)	"	2107310 ✓	"	2107280	2107230
Y5-A/K2(KR2)	"	2107339	"	"	"
Y5-A/MU5	"	2107324	"	"	"
Y5-A3	"	2107356	0024420	2107037	2107011

Presser Foot Chain Shield	Stitch Plate	Differential Feed Dog	Main Feed Dog	Auxiliary Feed Dog	Upper Looper	Lower Looper
空糸押エ	針板	前送り	後送り	小送り	上ルーパ	下ルーパ
0034535	2108012	2109009	2109006	2109067	2109320	2109347
2107219	"	"	"	"	"	"
0022416	"	"	"	"	"	"
/	"	"	"	"	"	"
/	2108001	2109000	2109001	"	"	"
/	2108000	"	"	"	"	"
/	2108032	"	"	"	"	"
/	2108100	"	"	2109052	"	"
0038831	2108095	2106100	2109013	2106101	"	"
0034535	2108002	2109007	2109006	2109067	"	"
2107219	"	"	"	"	"	"
0034535	2108003	2109005	"	"	"	"
2107219	"	"	"	"	"	"
0034535	"	"	"	"	"	"
2107219	2108009	2109010	2109011	2109052	"	"
0022416	2108003	2109005	2109006	2109067	"	"
0022156	2108016	2109017	2109018	2109019	"	"
0038831	2108033	2109026	2109027	/	"	"
2107219	"	"	"	/	"	"
0034535	2108009	2109010	2109011	2109052	"	"
0022416	2108003	2109005	2109006	2109067	"	"
2107180	2108107	2109045	2109046	2109049	"	"
0034535	2108120 ✓	2109005 ✓	2109006 ✓	2109067	2109322	2109347
"	2108004 ✓	"	"	"	"	"
2107219	"	"	"	"	"	"
0022416	"	"	"	"	"	"
/	"	"	"	"	"	"

AZ8000H-□□□□-A Class LIST of MAIN SPARE PARTS(主要部品リスト)(3)

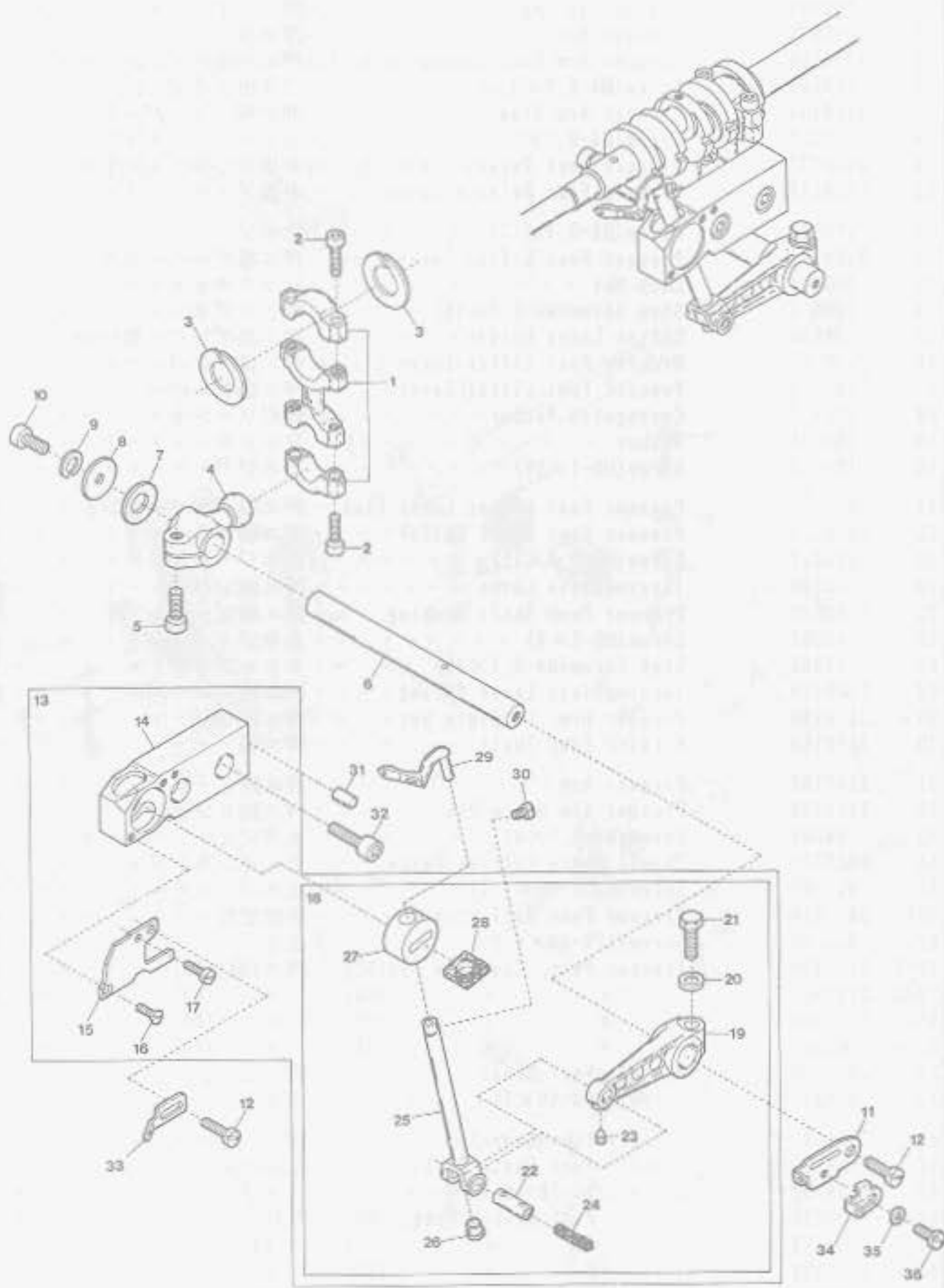
Main Parts Models	Needle Clamp	Presser Foot, C. Set	Presser Foot Hinge	Presser Foot (Lower)	Stitch Tongue
	針止メ	押エ(組)	押エヒンジ	押エ(下)	押エの爪
AZ8020H-Y6-A(MT2)	2109101	2107311	0024100	2107280	2107231
Y6-A/K2(KR2)	"	2107340	"	"	"
Y6-A/MU5	"	2107325	"	"	"
Y6-A3	"	2107357	0024420	0024425	2107019
Y6-A54	"	2107044	0024100	2107039	2107042
Y6-A54/K2	"	2107359	"	"	"
X4-A(MT2)	2109102	2107312	"	2107280	2107232
X4-A/K2(KR2)	"	2107341	"	"	"
X4-A/MU5	"	2107326	"	"	"
X4-A/BT13	"	2107319	"	"	2107247
X4-A/BT13/KR2	"	2107374	"	"	"
X4-A3	"	2107354	0024420	0024422	2107017
X5-A	"	2107313	0024100	2107280	2107233
X5-A/K2	"	2107342	"	"	"
X5-A/BT13	"	2107398	"	"	2107257
X5-A3	"	2107355	0024420	2107037	2107023
8021H-A6-A	2109124	2107314	0024100	2107282	2107234
8023H-Y5-A	2109101	2107310	"	2107280	2107230
Y5-A/K2	"	2107339	"	"	"
Y6-A	"	2107311	"	"	2107231
Y6-A/K2	"	2107340	"	"	"
Y6-A54	"	2107044	"	2107039	2107042
X4-A	2109102	2107312	"	2107280	2107232
X4-A/K2	"	2107341	"	"	"
8024H-X4-A	"	2107377	"	2107291	2107248
8025H-Y5-A(MT2)	2109101	2107332	"	2107284	2107240
Y5-A/K2	"	2107708	"	"	"
Y5-A/MU5	"	2107705	"	"	"
Y6-A(MT2)	"	2107333	"	"	2107241
Y6-A/K2	"	2107709	"	"	"
Y6-A/MU5	"	2107706	"	"	"

Presser Foot Chain Shield	Stitch Plate	Differential Feed Dog	Main Feed Dog	Auxiliary Feed Dog	Upper Looper	Lower Looper
空糸押エ	針板	前送り	後送り	小送り	上ルーパ	下ルーパ
0034535	2108005	2109009	2109006	2109067	2109322	2109347
2107219	"	"	"	"	"	"
0022416	"	"	"	"	"	"
0034535	2108021	"	"	2109052	2109326	2109331
2107219	"	"	"	"	"	"
0034535	2108006	2109005	"	2109067	2109322	2109347
2107219	"	"	"	"	"	"
0022416	"	"	"	"	"	"
0034535	2108013	2109015	2109016	"	"	"
2107219	"	"	"	"	"	"
0034535	2108014	"	"	"	"	"
2107219	"	"	"	"	"	"
0034535	2108119	2109015	2109016	"	"	"
0034535	2108014	2109005	2109006	"	"	"
0034535	2108030	2109009	"	2109052	2109341	"
"	2108004	2109005	"	2109067	2109322	"
2107219	"	"	"	"	"	"
0034535	2108005	2109009	"	"	"	"
2107219	"	"	"	"	"	"
0034535	2108021	"	"	2109052	2109326	2109331
0034535	2108006	2109005	"	2109067	2109322	2109347
2107219	"	"	"	"	"	"
0034535	2108068	2109000	2109001	"	"	"
"	2108004	2109005	2109006	"	"	"
2107219	"	"	"	"	"	"
0022416	"	"	"	"	"	"
0034535	2108005	2109009	"	"	"	"
2107219	"	"	"	"	"	"
0022416	"	"	"	"	"	"

AZ8000H-□□□□-A Class LIST of MAIN SPARE PARTS(主要部品リスト)(4)

Main Parts Models	Needle Clamp	Presser Foot, C. Set	Presser Foot Hinge	Presser Foot (Lower)	Stitch Tongue
	針止メ	押エ(組)	押エヒンジ	押エ(下)	押エの爪
AZ8025H-X4-A(MT2)	2109102	2107703	0024100	2107284	2107238
X4-A/K2	"	2107707	"	"	"
X4-A/MU5	"	2107704	"	"	"
8032H-Y5-A	2109108	2107347	0024100	2107289	2107244
Y6-A	"	2107348	"	"	2107245
Y7-A	"	2107349	"	"	2107246
X5-A/BT13	2109102	2107399	"	"	2107257
8035H-Y5-A(MT2)	2109108	2107332	"	2107284	2107240
Y6-A(MT2)	"	2107333	"	"	2107241
Y7-A(MT2)	"	2107334	"	"	2107242
Y7-A54	2129107	"	"	"	"
8037H-05-A	2109100	2107391	"	0022814	0022816
05-A54/K2	"	2107375	"	"	"
8039H-Y5-A(MT2)	2109101	2107310	"	2107280	2107230
Y5-A/K2	"	2107339	"	"	"
X4-A	2109102	2107312	"	"	2107232
8045H-04-A(MT2)	2109100	0024354	"	0022153	0021876
8046H-Y5-A(MT2)	2109101	2107069	"	"	2107068
Y6-A(MT2)	"	2107390	"	"	0021879
Y6-A54/K2	2109101	2107387	"	"	"

Presser Foot Chain Shield	Stitch Plate	Differential Feed Dog	Main Feed Dog	Auxiliary Feed Dog	Upper Looper	Lower Looper
空糸押エ	針板	前送り	後送り	小送り	上ルーパ	下ルーパ
0034535	2108006	2109005	2109006	2109067	2109322	2109347
2107219	"	"	"	"	"	"
0022416	"	"	"	"	"	"
0034535	2108062	2109084	2109086	2109052	2109342	2109348
"	2108063	"	"	"	"	"
"	2108064	2109085	"	"	"	"
"	2108119	2109015	2109016	2109067	"	"
"	2108062	2109084	2109086	2109052	"	"
"	2108063	"	"	"	"	"
"	2108064	2109085	"	"	"	"
"	2128010	2109009	2109006	"	"	"
"	2108018	2109012	2109013	2109014	2109328	2109331
2107219	2108102	"	"	"	"	"
0034535	2108106	2109038	2109006	2109052	2109322	2109347
2107219	"	"	"	"	"	"
0034535	2108104	"	"	"	"	"
"	2108003	2109020	2109021	2109067	2109320	"
"	2108004	"	"	"	2109322	"
"	2108005	2109022	2109023	"	"	"
2107219	2108021	"	"	2109052	2109326	2109348



UPPER LOOPER DRIVING MECHANISM

上ルーバ機構

Ref. No.	Parts No.	Description	品名	Amt. Req.
1	2100900	Looper Driving Lever Connecting Rod	ルーバロッド	1
2	120001	Screw(M4-0.7×14)	止ネジ	4
3	2100088	Connecting Rod Swing-proof	振れ止め	2
4	2100901	Upper Looper Driving Lever	上ルーバ軸腕	1
5	120006	Screw(M6-1×12)	止ネジ	1
6	2100204	Looper Driving Shaft	上ルーバ軸	1
7	2100907	Driving Shaft Thrust Ring	スラストリング	1
8	2100205	Driving Shaft Thrust Ring	スラストリング	1
9	300009	Spring Washer	スプリングワッシャ	1
10	120008	Screw(M4-0.7×8)	止ネジ	1
11	2100850	Upper Looper Thread Pull-off	上ルーバ糸繰り	1
12	110009	Screw(M4-0.7×8)	止ネジ	2
13	2100880	Upper Looper Bar Crank Arm, C, Set	上ルーバクランク(組)	1
14	2100226	Upper Looper Bar Guide Bushing	ルーバ案内メタル	1
15	2100227	Upper Looper Bar Guide Cover	ルーバ案内蓋	1
16	130001	Screw(M2.5-0.45×6)	止ネジ	1
17	110071	Screw(M2.5-0.45×6)	止ネジ	1
18	2100884	Upper Looper Bar Guide, Complete Set	ルーバ案内(組)	1
19	2100221	Upper Looper Bar Crank Arm	上ルーバクランク	1
20	300008	Washer	ワッシャ	1
21	140004	Screw(M6-1×16)	止ネジ	1
22	2100176	Upper Looper Bar Crank Arm Pin	上ルーバクランクピン	1
23	160002	Screw(M4-0.7×5)	止ネジ	1
24	310048	Oil Wick	油芯	1
25	2100667	Upper Looper Bar	ルーバ棒	1
26	330011	Seal Plug	詰栓	1
27	2100892	Upper Looper Bar Guide	ルーバ案内	1
28	310065	Oiling Felt	フェルト	2
29	2109320	Upper Looper(for Needle Size #9~14)	上ルーバ(針番手#9~14用)	1
30	210009	Screw(1/8-44×3.2)	止ネジ	1
31	000779	Standard Pin	基準ピン	1
32	120013	Screw(M6-1×15)	止ネジ	2
33	2100854	Upper Looper Supplementary Thread Eyelet	上ルーバ補助糸道	1
34	2100851	Lower Looper Thread Pull-off	下ルーバ糸繰り	1
35	000014	Washer	ワッシャ	1
36	110002	Screw(M3-0.5×5)	止ネジ	1

INDEX

Page = 17

Parts No.	Page No.	Ref. No.	Weight (g)	Parts No.	Page No.	Ref. No.	Weight (g)	Parts No.	Page No.	Ref. No.	Weight (g)
2109007	12	28-1		2109052	40	21		2109342	40	41	
2109007	21	11		2109052	43	29		2109347	10	15	
2109009	12	28-3		2109052	47	26		2109348	38	43	
2109009	26	14		2109052	66	13		2109348	40	43	
2109009	27	14		2109067	12	31		2109348	47	11	
2109009	33	23		2109070	81	1		2109907	65	6	
2109009	34	22		2109072	81	3-1		2109911	16	39	
2109009	37	32		2109074	81	2		2109917	48	1	
2109009	40	19		2109076	81	4		2109917	50	1	
2109010	29	8		2109078	81	3-2		2109932	55	1	
2109010	65	32		2109084	38	19-1					
2109010	66	11		2109085	38	19-2		2110242	5	23	
2109010	68	25		2109086	38	20		2110243	5	24	
2109011	29	9		2109100	6	21		2110327	72	55	
2109011	65	33		2109101	26	11		2110361	8	16	
2109011	66	12		2109101	27	10					
2109011	68	26		2109101	33	20		2111050	48	2	
2109012	42	29		2109101	34	18		2111050	50	2	
2109013	19	12		2109101	37	29		2111051	48	3	
2109013	42	30		2109101	43	21		2111051	50	3	
2109014	42	31		2109101	46	20		2111055	48	9	
2109015	68	30		2109101	47	21		2111055	50	9	
2109015	69	11		2109102	26	17		2111056	48	13	
2109016	68	31		2109102	33	26		2111056	50	13	
2109016	69	12		2109102	34	26		2111057	48	15	
2109017	30	17		2109102	36	11		2111057	50	15	
2109018	30	18		2109102	37	35		2111058	48	22	
2109019	30	19		2109102	43	27		2111058	50	22	
2109020	45	10		2109102	46	27		2111059	48	12	
2109020	46	23-1		2109108	38	15		2111059	50	12	
2109021	45	11		2109124	35	10		2111060	48	19	
2109021	46	24-1		2109200	6	35		2111060	50	19	
2109022	46	23-2		2109201	10	16		2111061	48	17	
2109022	47	24		2109202	35	23		2111061	50	17	
2109023	46	24-2		2109308	81	7		2111062	48	16	
2109023	47	25		2109320	9	29		2111062	50	16	
2109026	31	11		2109322	26	1		2111063	48	6	
2109027	31	12		2109322	33	10		2111063	50	6	
2109030	39	25-2		2109322	34	20		2111066	48	18	
2109031	39	26		2109322	36	10		2111066	50	18	
2109032	39	27		2109322	37	16		2111067	48	20	
2109033	39	25-1		2109322	43	10		2111067	50	20	
2109038	43	24		2109322	46	10					
2109045	32	16		2109324	20	10		2117000	33	14-1	
2109046	32	11		2109326	27	13		2117011	33	17-1	
2109047	32	12		2109326	34	36		2117012	33	11-1	
2109048	32	13		2109326	47	10					
2109049	32	17		2109328	42	33		2120024	7	9	
2109052	18	42		2109331	20	9		2120111	44	4	
2109052	20	12		2109331	27	12					
2109052	27	15		2109331	34	35		2121021	75	6	
2109052	29	10		2109331	42	32		2121034	56	30	
2109052	34	38		2109333	81	6		2121034	59	30	
2109052	35	24		2109341	35	12					
2109052	38	21		2109342	38	41		2128010	40	18	

INDEX

Page = 18

Parts No.	Page No.	Ref. No.	Weight (g)	Parts No.	Page No.	Ref. No.	Weight (g)	Parts No.	Page No.	Ref. No.	Weight (g)
2129107	40	15									
2129300	69	16									
2129420	2	29									
3100345	13	13									