

4 Port HDMI® Switch

VS410HDMIE



*actual product may vary from photos

DE: Bedienungsanleitung - de.startech.com

FR: Guide de l'utilisateur - fr.startech.com

ES: Guía del usuario - es.startech.com

IT: Guida per l'uso - it.startech.com

NL: Gebruiksaanwijzing - nl.startech.com

PT: Guia do usuário - pt.startech.com

For the most up-to-date information, please visit: www.startech.com

FCC Compliance Statement

This equipment has been tested and found to comply with the limits for a Class B digital device, pursuant to part 15 of the FCC Rules. These limits are designed to provide reasonable protection against harmful interference in a residential installation. This equipment generates, uses and can radiate radio frequency energy and, if not installed and used in accordance with the instructions, may cause harmful interference to radio communications. However, there is no guarantee that interference will not occur in a particular installation. If this equipment does cause harmful interference to radio or television reception, which can be determined by turning the equipment off and on, the user is encouraged to try to correct the interference by one or more of the following measures:

- Reorient or relocate the receiving antenna.
- Increase the separation between the equipment and receiver.
- Connect the equipment into an outlet on a circuit different from that to which the receiver is connected.
- Consult the dealer or an experienced radio/TV technician for help.

Use of Trademarks, Registered Trademarks, and other Protected Names and Symbols

This manual may make reference to trademarks, registered trademarks, and other protected names and/or symbols of third-party companies not related in any way to StarTech.com. Where they occur these references are for illustrative purposes only and do not represent an endorsement of a product or service by StarTech.com, or an endorsement of the product(s) to which this manual applies by the third-party company in question. Regardless of any direct acknowledgement elsewhere in the body of this document, StarTech.com hereby acknowledges that all trademarks, registered trademarks, service marks, and other protected names and/or symbols contained in this manual and related documents are the property of their respective holders.

Table of Contents

Introduction	1
Features	1
Package contents	1
Operating Controls and Functions	2
Front Panel	2
Rear Panel	2
Remote Control	3
Connection and Installation	3
Specifications	4
Technical Support	5
Warranty Information	5

Introduction

Thank you for purchasing a StarTech.com HDMI 1.3 Switch. Now, you can connect up to four devices with HDMI output (e.g. High Definition DVD players, Blu-Ray players, Satellite Receivers, and Video Game Consoles) to a single HDMI input, and eliminate the need to manually exchange cables.

Features

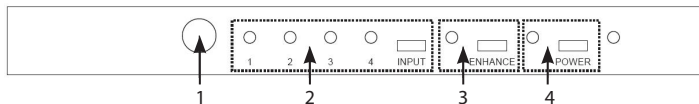
- HDMI 1.3, HDCP 1.1, and DVI 1.0 compliant
- Easy-to-use remote control for switching between devices
- Auto Signal Enhancement

Package contents

- Video Switch
- IR Remote
- Power Adapter
- Instruction Manual

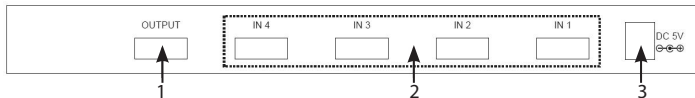
Operating Controls and Functions

Front Panel



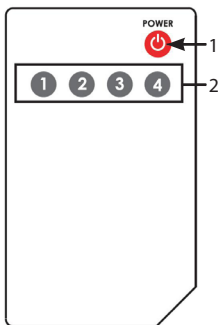
1. **Remote control sensor**
2. **Input select/Indicators:** Press the "INPUT" button repeatedly to switch to your desired input source and the LED will illuminate to indicate which input source is selected.
3. **Signal Enhancement/Indicator:** Press the "Signal Enhance" button to turn on this feature to improve signal quality after long distance transmission. Press again to turn off. The LED will illuminate when the signal is enhanced
4. **POWER Switch/Indicator:** When the power supply is connected to the system, the system will automatically to turn on and the power LED will illuminate. Press the "POWER" button to turn on/off the system

Rear Panel




1. **HDMI output:** Connect the HDMI out of the unit to the HDMI input of your display using an HDMI cable
2. **HDMI Inputs:** Connect each of the input ports to the HDMI or DVI output of your source equipment such as DVD player or set-top-box
3. **Power:** Plug the 5V DC power supply into this unit and connect the adapter to an A/C wall outlet.

Remote Control



1. Power: Press the button to turn on/off the unit.
2. Direct input selector: Press 1, 2, 3 or 4 to select the desired input source.

Connection and Installation



Specifications

Frequency Bandwidth	2.25Gbps (single link)
Input ports	4 x HDMI female ports (Type A connector)
Output port	1 x HDMI female port
Power Supply	5VDC/1A (US/EU standards, CE/FCC/UL certified)
Dimensions (mm)	206(W) x 111(D) x 32(H)
Weight	250g
Operating Temperature	Operating from 0°C ~ 70°C

Technical Support

StarTech.com's lifetime technical support is an integral part of our commitment to provide industry-leading solutions. If you ever need help with your product, visit www.startech.com/support and access our comprehensive selection of online tools, documentation, and downloads.

For the latest drivers/software, please visit www.startech.com/downloads

Warranty Information

This product is backed by a two year warranty.

In addition, StarTech.com warrants its products against defects in materials and workmanship for the periods noted, following the initial date of purchase. During this period, the products may be returned for repair, or replacement with equivalent products at our discretion. The warranty covers parts and labor costs only. StarTech.com does not warrant its products from defects or damages arising from misuse, abuse, alteration, or normal wear and tear.

Limitation of Liability

In no event shall the liability of StarTech.com Ltd. and StarTech.com USA LLP (or their officers, directors, employees or agents) for any damages (whether direct or indirect, special, punitive, incidental, consequential, or otherwise), loss of profits, loss of business, or any pecuniary loss, arising out of or related to the use of the product exceed the actual price paid for the product. Some states do not allow the exclusion or limitation of incidental or consequential damages. If such laws apply, the limitations or exclusions contained in this statement may not apply to you.

Hard-to-find made easy. At StarTech.com, that isn't a slogan. It's a promise.

StarTech.com is your one-stop source for every connectivity part you need. From the latest technology to legacy products — and all the parts that bridge the old and new — we can help you find the parts that connect your solutions.

We make it easy to locate the parts, and we quickly deliver them wherever they need to go. Just talk to one of our tech advisors or visit our website. You'll be connected to the products you need in no time.

Visit www.startech.com for complete information on all StarTech.com products and to access exclusive resources and time-saving tools.

StarTech.com is an ISO 9001 Registered manufacturer of connectivity and technology parts. StarTech.com was founded in 1985 and has operations in the United States, Canada, the United Kingdom and Taiwan servicing a worldwide market.