

DRAFT
VOLUME III

Superfund Records Center
SITE: Bennington Landfill
BREAK: 3.7
OTHER: 21695

**REMEDIAL INVESTIGATION
AND
FEASIBILITY STUDY
WORK PLAN**

LFI Mobile Laboratory Data - PCBs

**Bennington Landfill Site
Bennington, Vermont**

Submitted to:

U.S. Environmental Protection Agency
Region I

Prepared by:

McLaren/Hart Environmental Engineering Corp.
25 Independence Blvd.
Warren, New Jersey 07059

February 3, 1992
Revised May 22, 1992
Revised August 10, 1992

LFI MOBILE LABORATORY DATA

PCBs

C459

**PCB ANALYSIS
TABLE OF CONTENTS**

SECTION I:	DATA SUMMARY
SECTION II:	INITIAL CALIBRATION CURVES
SECTION III:	DAILY CALIBRATION CHECKS, CHROMATOGRAMS AND RAW DATA
SECTION IV:	SAMPLE DUPLICATE; SURROGATE; AND MATRIX SPIKE RECOVERY SHEETS
SECTION V:	SAMPLE CUSTODY LOGS

/bentoc

SECTION I

DATA SUMMARY

McLaren/Hart Real Time Data (PCBs)
Bennington Landfill LFI
Bennington Vermont

INTRODUCTION

A total of fifty-seven (57) samples were analyzed for polychlorinated biphenyls (PCBs) during the Bennington Landfill LFI. The specific matrices of these samples were as follows: twenty-eight (28) sediments, sixteen (16) waters, eight (8) leachate seeps, two (2) culvert waters, and three (3) field blanks. These samples were analyzed beginning on 12/10/91 at 02:54:13 am, and ending on 12/30/91 at 11:46:00 am.

METHODOLOGIES

USEPA SW-846 Methodologies for sample preparation and analysis were used. Method 8080 was used to determine the concentration and species of polychlorinated biphenyl (PCBs). This method provides gas chromatographic conditions for the detection of ppb levels of PCBs. This method was modified by using a single Megabore Capillary column (SPB-5) and not calibrating for any pesticides. Prior to the use of this method, appropriate sample extraction techniques must be performed. Methods of sample extraction were dependent on sample matrix. Sediments were extracted using SW-846 method 3550, while waters were extracted by SW-846 method 3510. A 3- μ l sample is injected into a gas chromatograph (GC) using the solvent flush technique. Compounds in the GC effluent are detected by an electron capture detector.

NON-CONFORMANCE SUMMARY

Initial Calibration

A three (3) point calibration was used to quantitate Aroclors instead of a five (5) point curve. Originally a five point curve was desired, however a series of power failures due to extreme weather conditions influenced the time frame needed for analysis by reducing the amount of time needed for proper set-up.

Daily Calibration

If the response factor for a daily calibration check fell outside the acceptance range ($<15\%$ D) the cal check was reanalyzed. If the response factor was still outside the acceptance range, recalibration for that Aroclor was performed. This was the case on 12/16/91-12/17/91. Aroclors 1260 and 1248 were slightly outside the acceptance criteria after reanalysis. Recalibration for these Aroclors was performed as corrective action on 12/17/91.

Qualitative Analysis

Aroclor 1016 and 1242 can be qualitatively distinguished when either Aroclor is present individually. When a mixture of both Aroclors are present the resulting chromatogram is analytically identical to 1242. Historical site information indicates the potential for Aroclors 1016 and 1242 to be present on-site as a mixture. Based on this information it is safe to conclude that 1242 is present however the presence of 1016 has not been ruled out. For user evaluation both Aroclor values have been calculated. As stated in the footer of the data summary both values have been reported. These values should not be summed. The user should use only one of the two values.

FIELD ANALYSIS RESULTS FOR PCB'S
 BENNINGTON LFI
 BENNINGTON VERMONT
 ALL VALUES IN PPM, WET WEIGHT

Sample I.D.	SW-08	SW-09	SD-08	SD-09	FB-1203	SW-14	SW-12	SW-10
Date Collected	12/13/91	12/3/91	12/3/91	12/3/91	12/3/91	12/4/91	12/4/91	12/4/91
Date Extracted	12/3/91	12/3/91	12/3/91	12/3/91	12/3/91	12/4/91	12/5/91	12/5/91
Date Analyzed	12/10/91	12/10/91	12/3/91	12/10/91	12/10/91	12/10/91	12/13/91	12/10/91
Matrix	WATER	WATER	SED	SED	WATER	WATER	WATER	WATER
Aroclor-1016	ND	ND	ND	ND	ND	ND	ND	ND
Aroclor-1221	ND	ND	ND	ND	ND	ND	ND	ND
Aroclor-1232	ND	ND	ND	ND	ND	ND	ND	ND
Aroclor-1242	ND	ND	ND	ND	ND	ND	ND	ND
Aroclor-1248	ND	ND	ND	ND	ND	ND	ND	ND
Aroclor-1254	ND	ND	ND	ND	ND	ND	ND	ND
Aroclor-1260	ND	ND	ND	ND	ND	ND	ND	ND

Sample I.D.	SD-14	SD-12	SD-10	SD-06	SD-07	SD-07B	SD-06	SW-06
Date Collected	12/4/91	12/4/91	12/4/91	12/4/91	12/4/91	12/4/91	12/4/91	12/4/91
Date Extracted	12/5/91	12/5/91	12/5/91	12/4/91	12/4/91	12/5/91	12/4/91	12/4/91
Date Analyzed	12/10/91	12/10/91	12/10/91	12/10/91	12/10/91	12/10/91	12/10/91	12/10/91
Matrix	SED	SED	SED	SED	SED	SED	SED	WATER
Aroclor-1016	ND	ND	ND	ND	ND	ND	ND	ND
Aroclor-1221	ND	ND	ND	ND	ND	ND	ND	ND
Aroclor-1232	ND	ND	ND	ND	ND	ND	ND	ND
Aroclor-1242	ND	ND	ND	ND	ND	ND	ND	ND
Aroclor-1248	ND	ND	ND	ND	ND	ND	ND	ND
Aroclor-1254	0.035	ND	ND	ND	ND	ND	ND	ND
Aroclor-1260	ND	ND	ND	ND	ND	ND	ND	ND

Sample I.D.	SW-07	SW-07	SW-07	SW-07	SW-07	SW-07	SW-13	SW-03
Date Collected	12/4/91	12/4/91	12/5/91	12/5/91	12/5/91	12/5/91	12/5/91	12/5/91
Date Extracted	12/4/91	12/4/91	12/7/91	12/7/91	12/6/91	12/7/91	12/6/91	12/8/91
Date Analyzed	12/10/91	12/13/91	12/13/91	12/13/91	12/13/91	12/11/91	12/10/91	12/30/91
Matrix	WATER	WATER	SED	SED	WATER	SED	WATER	WATER
Aroclor-1016	ND	ND	ND	ND	ND	ND	ND	0.022
Aroclor-1221	ND	ND	ND	ND	ND	ND	ND	0.014
Aroclor-1232	ND	ND	ND	ND	ND	ND	ND	ND
Aroclor-1242	ND	ND	ND	ND	ND	ND	ND	0.027
Aroclor-1248	ND	ND	ND	ND	ND	ND	ND	ND
Aroclor-1254	ND	ND	ND	ND	ND	ND	ND	ND
Aroclor-1260	ND	ND	ND	ND	ND	ND	ND	ND

~~1016/1242~~ Aroclor 1016 is indistinguishable analytically from Aroclor 1242. Therefore, quantitative analysis was performed and reported for both Aroclor 1016 and 1242. The user should not sum values.

MI - Matrix Interference

FIELD ANALYSIS RESULTS FOR PCB'S
 BENNINGTON LFI
 BENNINGTON VERMONT
 ALL VALUES IN PPM, WET WEIGHT

Sample I.D.	SW-04	SW-05	SW-02	SD-13	SD-03	SD-04	SD-05	SD-15
Date Collected	12/5/91	12/5/91	12/5/91	12/5/91	12/3/91	12/5/91	12/5/91	12/5/91
Date Extracted	12/8/91	12/6/91	12/8/91	12/6/91	12/7/91	12/7/91	12/6/91	12/7/91
Date Analyzed	12/10/91	12/13/91	12/11/91	12/11/91	12/19/91	12/12/91	12/13/91	12/11/91
Matrix	WATER	WATER	WATER	SED	SED	SED	SED	SED
Aroclor-1016	0.012	0.007	0.072	ND	150.0	141.0	567.0	23.2
Aroclor-1221	0.007	ND	0.032	ND	ND	ND	ND	ND
Aroclor-1232	ND	ND	ND	ND	ND	ND	ND	ND
Aroclor-1242	0.012	0.007	0.072	ND	150.0	141.0	567.0	23.2
Aroclor-1248	ND	ND	ND	ND	ND	ND	ND	ND
Aroclor-1254	ND	ND	ND	ND	ND	ND	ND	ND
Aroclor-1260	ND	ND	ND	ND	ND	ND	ND	ND

Sample I.D.	LS-0150	LS-3160	FB-1200	LS-014	LS-017	LS-022	LS-03A0	SW-17
Date Collected	12/9/91	12/9/91	12/9/91	12/9/91	12/9/91	12/10/91	12/10/91	12/10/91
Date Extracted	12/10/91	12/10/91	12/10/91	12/10/91	12/10/91	12/10/91	12/11/91	12/11/91
Date Analyzed	12/11/91	12/13/91	12/13/91	12/13/91	12/13/91	12/19/91	12/13/91	12/13/91
Matrix	SED	SED	WATER	WATER	WATER	WATER	WATER	WATER
Aroclor-1016	ND	ND	ND	ND	ND	ND	ND	ND
Aroclor-1221	ND	ND	ND	ND	ND	ND	ND	ND
Aroclor-1232	ND	ND	ND	ND	ND	ND	ND	ND
Aroclor-1242	ND	ND	ND	ND	ND	ND	ND	ND
Aroclor-1248	ND	ND	ND	ND	ND	ND	ND	ND
Aroclor-1254	ND	ND	ND	ND	ND	ND	ND	ND
Aroclor-1260	ND	ND	ND	ND	ND	ND	ND	ND

Sample I.D.	SW-18	SW-19	SW-20	SW-21	SW-22	SW-23	SW-24
Date Collected	12/10/91	12/10/91	12/10/91	12/10/91	12/11/91	12/11/91	12/11/91
Date Extracted	12/11/91	12/11/91	12/11/91	12/11/91	12/12/91	12/12/91	12/12/91
Date Analyzed	12/13/91	12/19/91	12/13/91	12/13/91	12/18/91	12/18/91	12/30/91
Matrix	SED	SED	SED	SED	SED	SED	SED
Aroclor-1016	ND	ND	ND	ND	ND	MI	0.007
Aroclor-1221	ND	ND	ND	ND	ND	MI	ND
Aroclor-1232	ND	ND	ND	ND	ND	MI	ND
Aroclor-1242	ND	ND	ND	ND	ND	MI	0.007
Aroclor-1248	ND	ND	ND	ND	ND	MI	ND
Aroclor-1254	ND	ND	ND	ND	ND	MI	ND
Aroclor-1260	ND	ND	ND	ND	ND	MI	ND

1016/1242 Aroclor 1016 is indistinguishable analytically from Aroclor 1242. Therefore, quantitative analysis was performed and reported for both Aroclor 1016 and 1242. The user should not sum values.

MI - Matrix Interference

**FIELD ANALYSIS RESULTS FOR PCB'S
 BENNINGTON LFI
 BENNINGTON VERMONT
 ALL VALUES IN PPM, WET WEIGHT**

Sample I.D.	SD-29	SD-30	GW-31	SW-38	FBY21/38	SD-01	SD-31	SD-21
Date Collected	12/11/91	12/12/91	12/12/91	12/12/91	12/12/91	12/12/91	12/12/91	12/12/91
Date Extracted	12/12/91	12/16/91	12/16/91	12/16/91	12/16/91	12/16/91	12/16/91	12/16/91
Date Analyzed	12/19/91	12/20/91	12/20/91	12/19/91	12/18/91	12/20/91	12/20/91	12/19/91
Matrix	SED	WATER	WATER	WATER	WATER	SED	SED	SED
Aroclor-1016	ND	ND	ND	ND	ND	ND	ND	ND
Aroclor-1221	ND	ND	ND	ND	ND	ND	ND	ND
Aroclor-1232	ND	ND	ND	ND	ND	ND	ND	ND
Aroclor-1242	ND	ND	ND	ND	ND	ND	ND	ND
Aroclor-1248	ND	ND	ND	ND	ND	ND	ND	ND
Aroclor-1254	ND	ND	ND	ND	ND	ND	ND	ND
Aroclor-1260	ND	ND	ND	ND	ND	ND	ND	ND

Sample I.D. SD-36
 Date Collected 12/12/91
 Date Extracted 12/16/91
 Date Analyzed 12/18/91
 Matrix SED

Aroclor-1016
 Aroclor-1221 ND
 Aroclor-1232 ND
 Aroclor-1242
 Aroclor-1248 ND
 Aroclor-1254 ND
 Aroclor-1260 ND

1016/1242 Aroclor 1016 is indistinguishable analytically from Aroclor 1242. Therefore, quantitative analysis was performed and reported for both Aroclor 1016 and 1242. The user should not sum these values.

MI- Matrix Interference

SECTION II
INITIAL CALIBRATION CURVES

PESTICIDE AND PCB INITIAL CALIBRATION

Calibration Dates: 12/04/91

Instrument I.D.: G.C. B


Analyst: D. EVERITT

Compound	conc. 1 rt	conc. 2 rt	conc. 3 rt	conc. 4 rt	conc. 5 rt	WSD	Avg. rt
alpha-BHC							
gamma-BHC							
beta-BHC							
delta-BHC							
Heptachlor							
Aldrin							
Heptachlor epoxide							
Endosulfan I							
4-4'-DDE							
Dieldrin							
Endrin							
4-4'-DDD							
Endosulfan II							
4-4'-DDD'							
Endrin Aldehyde							
Endosulfan Sulfate							
Methoxychlor							
DGC							
Toluene							
Chloroform							
Aroclor-1016 ^{RT} 10.53	.056	.067	.062			8.9	.0617
Aroclor-1221 ^{RT} 7.14	.154	.182	.186			7.8	.180
Aroclor-1232 ^{RT} 9.78	.152	.133	.133			0.44	.1327
Aroclor-1242 ^{RT} 10.92	.072	.080	.078			6.7	.0790 ✓
Aroclor-1248 ^{RT} 12.05	.079	.063	.060			11.2	.0690 ✓
Aroclor-1254 ^{RT} 15.4	.056	.038	.051			2.7	.037
Aroclor-1260 ^{RT} 18.23	.040	.040	.044			4.59	.0413

.0085
 .074
 100

EPA Method 608 WSD <10 use avg. rt: >10 plot curve (3 points)
 EPA Method 89-046 8080 WSD <20 use avg. rt: >20 plot curve (5 points)

1.25
4.5
0.56



-30 Min Scale: 10 MV
 1016-.25 Processed: 12-04-1991 17:05:33, segment 1, cycle 13
 RAW DATA SAVED IN FILE D:LF13.PTS

***** EXTERNAL STANDARD TABLE *****
 ***** 12-04-1991 17:06:43 Version 5.1 *****
 * Sample Name: 1016-.25 Data File: D:LF13 *
 * Date: 12-05-1991 00:15:25 Method: PCB 12-04-1991 09:01:32 # 23 *
 * Interface: 16 Cycle#: 13 Operator DE Channel#: 0 Vial#: N.A. *
 * Starting Peak Width: 2 Threshold: 5 Area Threshold: 10 *


 * Instrument Type: TRACOR 540 Column Type: SPB-5 *
 * Solvent Description: *
 * Conditions: pro #2 *
 * Detector 0: Detector 1: FID *
 * Misc. Information: 9 cc/min He *

Starting Delay: 4.00 Ending retention time: 30.00
 Area reject: 10 One sample per 0.200 sec.
 Amount injected: 1.00 Dilution factor: 1.00
 Sample Weight: 1.00000

PEAK NUM	RET TIME	PEAK NAME	CONCENTRATION in PPM	NORMALIZED CONC	AREA	HEIGHT	AREA/ HEIGHT BL	REF PEAK	% DELTA RET TIME	CONC/AREA
1	10.993		0.0329	53.8852%	329	62	5.4 1			1.0000E-04
2	12.227		0.0282	46.1148%	282	32	8.8 1			1.0000E-04

TOTAL AMOUNT = 0.0611

15 067



30 Min Scale: 10 Mv
 1016-1.0 Processed: 12-04-1991 17:26:34, segment 2, cycle 14
 RAW DATA SAVED IN FILE D:LF14.PTS


```

***** EXTERNAL STANDARD TABLE *****
***** 12-04-1991 17:27:38 Version 5.1 *****
* Sample Name: 1016-1.0                               Data File: D:LF14
* Date: 12-05-1991 01:07:08 Method: PCB 12-04-1991 09:01:32 # 23
* Interface: 16 Cycle#: 14 Operator DE Channel#: 0 Vial#: N.A.
* Starting Peak Width: 2 Threshold: 5 Area Threshold: 10
*****
* Instrument Type: TRACOR 540 Column Type: SPB-5
* Solvent Description:
* Conditions: pro #2
* Detector 0: Detector 1: FID
* Misc. Information: 9 cc/min He
*****
Starting Delay: 4.00 Ending retention time: 30.00
Area reject: 10 One sample per 0.200 sec.
Amount injected: 1.00 Dilution factor: 1.00
Sample Weight: 1.00000
  
```

PEAK NUM	RET TIME	PEAK NAME	CONCENTRATION in PPM	NORMALIZED CONC	AREA	HEIGHT	AREA/ HEIGHT BL	REF PEAK	% DELTA RET TIME	CONC/AREA
1	9.757		0.3061	7.1130%	3061	477	6.4 1			1.0000E-04
	10.877		0.9493	22.0609%	9493	1120	8.5 1			1.0000E-04
3	11.403		0.5237	12.1711%	5237	797	6.6 1			1.0000E-04
4	12.103		1.4281	33.1889%	14281	1532	9.3 2			1.0000E-04
5	12.380		0.4520	10.5052%	4520	696	6.5 2			1.0000E-04
6	12.603		0.0260	0.6040%	260	62	4.2 1			1.0000E-04
7	12.963		0.2365	5.4964%	2365	445	5.3 2			1.0000E-04
8	13.097		0.0260	0.6040%	260	62	4.2 1			1.0000E-04

SEQUENCE RECORDED IN D:\LF11.3EQ
 SEQUENCE RECORDED IN D:\LF11.3EQ

Sypetco Aroclor Standard
 1016 At 3.5 ppm




4-30 Min Scale: 10 MV
 1016-3.5 Processed: 12-04-1991 17:58:09, segment 3, cycle 15
 RAW DATA SAVED IN FILE D:\LF15.PTS

```

***** EXTERNAL STANDARD TABLE *****
***** 12-04-1991 17:59:14 Version 5.1 *****
* Sample Name: 1016-3.5 Data File: D:\LF15 *
* Date: 12-05-1991 02:09:25 Method: PCB 12-04-1991 09:01:32 # 23 *
* Interface: 16 Cycle#: 15 Operator DE Channel#: 0 Vial#: N.A. *
* Starting Peak Width: 2 Threshold: 5 Area Threshold: 10 *
*****
* Instrument Type: TRACOR 540 Column Type: SPB-5 *
* Solvent Description: *
* Conditions: pro #2 *
* Detector 0: Detector 1: FID *
* Misc. Information: 9 cc/min He *
*****
Starting Delay: 4.00 Ending retention time: 30.00
Area reject: 10 One sample per 0.200 sec.
Amount injected: 1.00 Dilution factor: 1.00
Sample Weight: 1.00000
  
```

PEAK NUM	RET TIME	PEAK NAME	CONCENTRATION in PPM	NORMALIZED CONC	AREA	HEIGHT	AREA/ HEIGHT BL	REF PEAK	% DELTA RET TIME	CONC/AREA
1	8.723		0.0275	0.1082%	275	69	4.0 1			1.0000E-04
2	9.347		0.1798	0.7075%	1798	314	5.7 1			1.0000E-04
3	9.630		0.2157	0.8485%	2157	393	5.5 2			1.0000E-04
4	9.807		1.5697	6.1755%	15697	2247	7.0 2			1.0000E-04
5	10.373		0.0311	0.1224%	311	83	3.8 1			1.0000E-04
6	10.927		4.1768	16.2367%	41768	4857	9.1 2			1.0000E-04

25
1.6 = 16



-30 Min Scale: 10 Mv
 1221-.25 Processed: 12-04-1991 20:56:24, segment 4, cycle 19
 RAW DATA SAVED IN FILE D:LF19.PTS

***** EXTERNAL STANDARD TABLE *****


***** 12-04-1991 20:57:07 Version 5.1 *****
 * Sample Name: 1221-.25 Data File: D:LF19 *
 * Date: 12-04-1991 22:48:14 Method: PCB 12-04-1991 09:01:32 # 23 *
 * Interface: 16 Cycle#: 19 Operator DE Channel#: 0 Vial#: N.A. *
 * Starting Peak Width: 2 Threshold: 5 Area Threshold: 10 *

 * Instrument Type: TRACOR 540 Column Type: SPB-5 *
 * Solvent Description: *
 * Conditions: pro #2 *
 * Detector 0: Detector 1: FID *
 * Misc. Information: 9 cc/min He *

 Starting Delay: 4.00 Ending retention time: 30.00
 Area reject: 10 One sample per 0.200 sec.
 Amount injected: 1.00 Dilution factor: 1.00
 Sample Weight: 1.00000

PEAK NUM	RET TIME	PEAK NAME	CONCENTRATION in PPM	NORMALIZED CONC	AREA	HEIGHT	AREA/ HEIGHT	REF PEAK	% DELTA RET TIME	CONC/AREA
1	9.820		0.0217	100.0000%	217	57	3.8 1			1.0000E-04

TOTAL AMOUNT = 0.0217



4-30 Min Scale: 10"mv
 1221-1.0 Processed: 12-04-1991 21:18:52, segment 5, cycle 20
 RAW DATA SAVED IN FILE D:LF20.PTS

```

***** EXTERNAL STANDARD TABLE *****
***** 12-04-1991 21:19:57 Version 5.1 *****
* Sample Name: 1221-1.0 Data File: D:LF20 *
* Date: 12-04-1991 23:46:24 Method: PCB 12-04-1991 09:01:32 # 23 *
* Interface: 15 Cycle#: 20 Operator: DE Channel#: 0 Vial#: N.A. *
* Starting Peak Width: 2 Threshold: 5 Area Threshold: 10 *
*****
* Instrument Type: TRACOR 540 Column Type: SPB-5 *
* Solvent Description: *
* Conditions: pro #2 *
* Detector 0: Detector 1: FID *
* Misc. Information: 9 cc/min He *

```

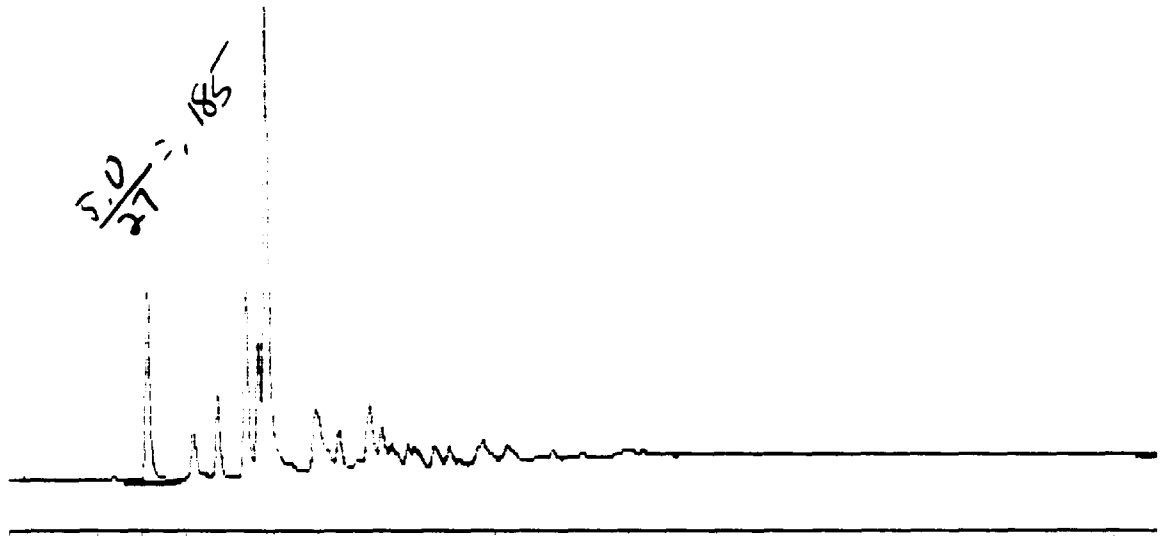
```

*****
Starting Delay: 4.00 Ending retention time: 30.00
Area reject: 10 One sample per 0.200 sec.
Amount injected: 1.00 Dilution factor: 1.00
Sample Weight: 1.00000

```

PEAK NUM	RET TIME	PEAK NAME	CONCENTRATION in PPM	NORMALIZED CONC	AREA	HEIGHT	AREA/ HEIGHT BL	REF PEAK	% DELTA RET TIME	CONC/AREA
1	7.107		0.1864	28.9914%	1864	350	5.3 1			1.0000E-04
2	9.333		0.0319	4.9558%	319	74	4.3 1			1.0000E-04
3	9.610		0.0211	3.2852%	211	62	3.4 1			1.0000E-04
4	9.790		0.4035	62.7675%	4035	618	6.5 1			1.0000E-04

TOTAL AMOUNT = 0.6429

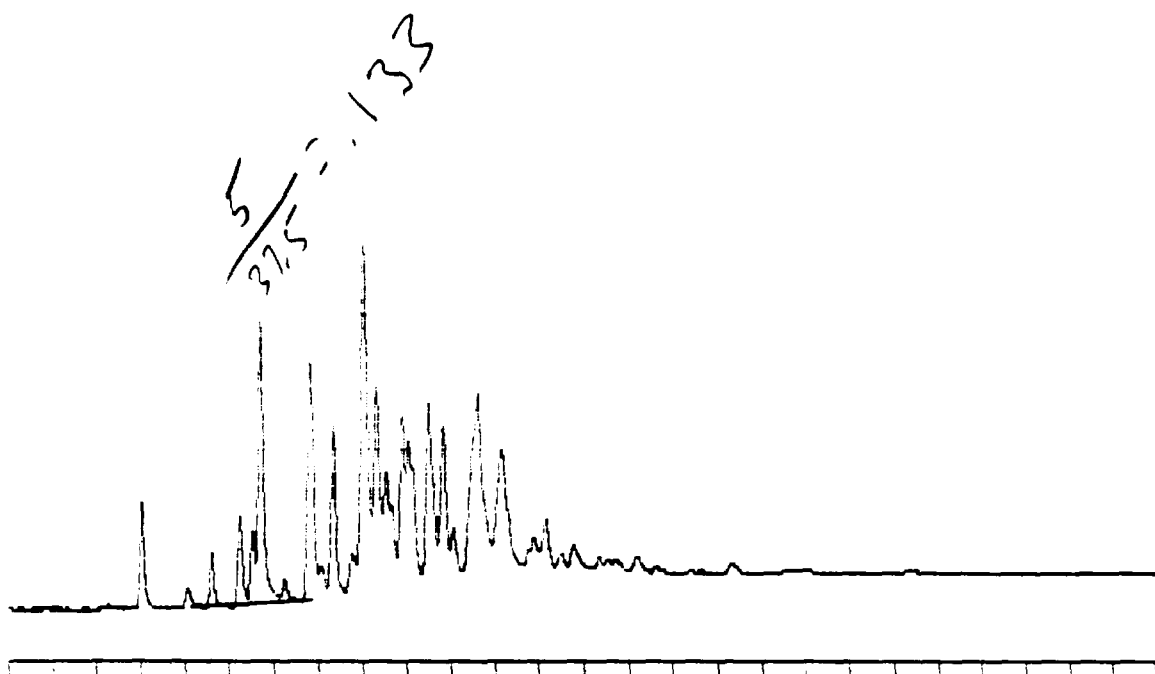


30 Min Scale: 10 Mv
 1221-5.0 Processed: 12-04-1991 22:02:48, segment 6, cycle 21
 RAW DATA SAVED IN FILE D:LF21.PTS

```

***** EXTERNAL STANDARD TABLE *****
***** 12-04-1991 22:04:01 Version 3.1 *****
* Sample Name: 1221-5.0 Data File: D:LF21 *
* Date: 12-05-1991 01:01:00 Method: PCB 12-04-1991 09:01:32 # 23 *
* Interface: 16 Cycle#: 21 Operator DE Channel#: 0 Vial#: N.A. *
* Starting Peak Width: 2 Threshold: 5 Area Threshold: 10 *
*****
* Instrument Type: TRACOR 540 Column Type: SPB-5 *
* Solvent Description: *
* Conditions: pro #2 *
* Detector 0: Detector 1: FID *
* Misc. Information: 9 cc/min He *
*****
Starting Delay: 4.00 Ending retention time: 30.00
Area reject: 10 One sample per 0.200 sec.
Amount injected: 1.00 Dilution factor: 1.00
Sample Weight: 1.00000
  
```

PEAK NUM	RET TIME	PEAK NAME	CONCENTRATION in PPM	NORMALIZED CONC	AREA	HEIGHT	AREA/ HEIGHT 8L	REF PEAK	% DELTA RET TIME	CONC/AREA
1	7.140		1.3130	16.3285%	13130	2104	6.2 1			1.0000E-04
2	8.190		0.2541	3.1603%	2541	433	5.9 1			1.0000E-04
3	8.743		0.4954	6.1612%	4954	833	5.9 1			1.0000E-04
4	9.373		1.3836	17.2062%	13836	1989	7.0 2			1.0000E-04
5	9.653		0.7447	9.2604%	7447	1239	6.0 2			1.0000E-04
6	9.830		3.6517	45.4120%	36517	4875	7.5 2			1.0000E-04
7	10.950		0.0618	0.7690%	618	87	7.1 1			1.0000E-04



30 Min Scale: 10 Mv
 1232-5.0 Processed: 12-04-1991 14:45:55, segment 9, cycle 9
 RAW DATA SAVED IN FILE D:LF9.PTS


***** EXTERNAL STANDARD TABLE *****
 ***** 12-04-1991 14:47:08 Version 5.1 *****
 * Sample Name: 1232-5.0 Data File: D:LF9 *
 * Date: 12-04-1991 19:31:22 Method: PCB 12-04-1991 09:01:32 # 23 *
 * Interface: 16 Cycle#: 9 Operator DE Channel#: 0 Vial#: N.A. *
 * Starting Peak Width: 2 Threshold: 5 Area Threshold: 10 *

 * Instrument Type: TRACOR 540 Column Type: SPB-5 *
 * Solvent Description: *
 * Conditions: pro #2 *
 * Detector 0: Detector 1: FID *
 * Misc. Information: 9 cc/min He *

 Starting Delay: 4.00 Ending retention time: 30.00
 Area reject: 10 One sample per 0.200 sec.
 Amount injected: 1.00 Dilution factor: 1.00
 Sample Weight: 1.00000

PEAK NUM	RET TIME	PEAK NAME	CONCENTRATION in PPM	NORMALIZED CONC	AREA	HEIGHT	AREA/ HEIGHT BL	REF PEAK	% DELTA RET TIME	CONC/AREA
1	7.017		0.6460	3.4666%	6460	1075	6.0 1			1.0000E-04
2	8.060		0.0168	0.0899%	168	43	3.9 1			1.0000E-04
3	8.603		0.2949	1.5826%	2949	512	5.8 1			1.0000E-04
4	9.227		0.6114	3.2810%	6114	915	6.7 1			1.0000E-04
5	9.503		0.3822	2.0512%	3822	655	5.8 2			1.0000E-04
6	9.680		2.1056	11.2988%	21056	2864	7.4 2			1.0000E-04
7	10.237		0.0143	0.0766%	143	53	2.7 1			1.0000E-04
8	10.722		0.1886	1.0251%	1886	280	6.7 1			1.0000E-04

$\frac{1}{7.5} = .133$



30 Min Scale: 10 Mv
1232-1 Processed: 12-04-1991 14:09:18, segment 8, cycle 8
RAW DATA SAVED IN FILE D:LF8.PTS


```

***** EXTERNAL STANDARD TABLE *****
***** 12-04-1991 14:10:30 Version 5.1 *****
* Sample Name: 1232-1 Data File: D:LF8 *
* Date: 12-04-1991 18:18:09 Method: PCB 12-04-1991 09:01:32 # 23 *
* Interface: 16 Cycle#: 8 Operator DE Channel#: 0 Vial#: N.A. *
* Starting Peak Width: 2 Threshold: 5 Area Threshold: 10 *
*****
* Instrument Type: TRACOR 540 Column Type: SPB-5 *
* Solvent Description: *
* Conditions: pro #2 *
* Detector 0: Detector 1: FID *
* Misc. Information: 9 cc/min He *
*****
Starting Delay: 4.00 Ending retention time: 30.00
Area reject: 10 One sample per 0.200 sec.
Amount injected: 1.00 Dilution factor: 1.00
Sample Weight: 1.00000

```

PEAK NUM	RET TIME	PEAK NAME	CONCENTRATION in PPM	NORMALIZED CONC	AREA	HEIGHT	AREA/ HEIGHT BL	REF PEAK	% DELTA RET TIME	CONC/AREA
1	7.030		0.0169	3.1570%	169	51	3.3 1			1.0000E-04
2	9.703		0.2922	54.6458%	2922	462	6.3 1			1.0000E-04
3	10.820		0.0516	9.6581%	516	88	5.9 1			1.0000E-04
4	11.347		0.0240	4.4924%	240	57	4.2 1			1.0000E-04
5	12.047		0.0580	10.8513%	580	78	7.5 1			1.0000E-04
6	12.320		0.0113	2.1059%	113	38	2.9 1			1.0000E-04
7	12.903		0.0265	4.9506%	265	64	4.1 1			1.0000E-04

$\frac{1.25}{1.9} = .132$



30 Min Scale: 10 Mv
 1232-.25 Processed: 12-04-1991 13:32:36, segment 7, cycle 7
 RAW DATA SAVED IN FILE D:LF7.PTS

```


***** EXTERNAL STANDARD TABLE *****
***** 12-04-1991 13:33:46 Version 5.1 *****
* Sample Name: 1232-.25 Data File: D:LF7 *
* Date: 12-04-1991 17:04:45 Method: PCB 12-04-1991 09:01:32 # 23 *
* Interface: 16 Cycle#: 7 Operator DE Channel#: 0 Vial#: N.A. *
* Starting Peak Width: 2 Threshold: 5 Area Threshold: 10 *
*****
* Instrument Type: TRACOR 540 Column Type: SPB-5 *
* Solvent Description: *
* Conditions: pro #2 *
* Detector 0: Detector 1: FID *
* Misc. Information: 9 cc/min He *
*****
Starting Delay: 4.00 Ending retention time: 30.00
Area reject: 10 One sample per 0.200 sec.
Amount injected: 1.00 Dilution factor: 1.00
Sample Weight: 1.00000
  
```

PEAK NUM	RET TIME	PEAK NAME	CONCENTRATION in PPM	NORMALIZED CONC	AREA	AREA/ HEIGHT	HEIGHT BL	REF PEAK	% DELTA RET TIME	CONC/AREA
-------------	-------------	--------------	-------------------------	--------------------	------	-----------------	-----------	-------------	---------------------	-----------

TOTAL AMOUNT = 0.0000

1068

25
315
071




30 Min Scale: 10 Mv
 1242-.25 Processed: 12-04-1991 15:22:31, segment 10, cycle 10
 RAW DATA SAVED IN FILE D:LF10.PTS

```

***** EXTERNAL STANDARD TABLE *****
***** 12-04-1991 15:23:43 Version 5.1 *****
* Sample Name: 1242-.25 Data File: D:LF10 *
* Date: 12-04-1991 20:44:34 Method: PCB 12-04-1991 09:01:32 # 23 *
* Interface: 16 Cycle#: 10 Operator DE Channel#: 0 Vial#: N.A. *
* Starting Peak Width: 2 Threshold: 5 Area Threshold: 10 *
*****
* Instrument Type: TRACOR 540 Column Type: SPB-5 *
* Solvent Description: *
* Conditions: pro #2 *
* Detector 0: Detector 1: FID *
* Misc. Information: 9 cc/min He *
*****
Starting Delay: 4.00 Ending retention time: 30.00
Area reject: 10 One sample per 0.200 sec.
Amount injected: 1.00 Dilution factor: 1.00
Sample Weight: 1.00000
  
```

PEAK NUM	RET TIME	PEAK NAME	CONCENTRATION in PPM	NORMALIZED CONC	AREA	HEIGHT	AREA/ HEIGHT BL	REF PEAK	% DELTA RET TIME	CONC/AREA
1	10.930		0.0198	100.0000%	198	48	4.11			1.0000E-04
TOTAL AMOUNT =			0.0198							

12 --- .080



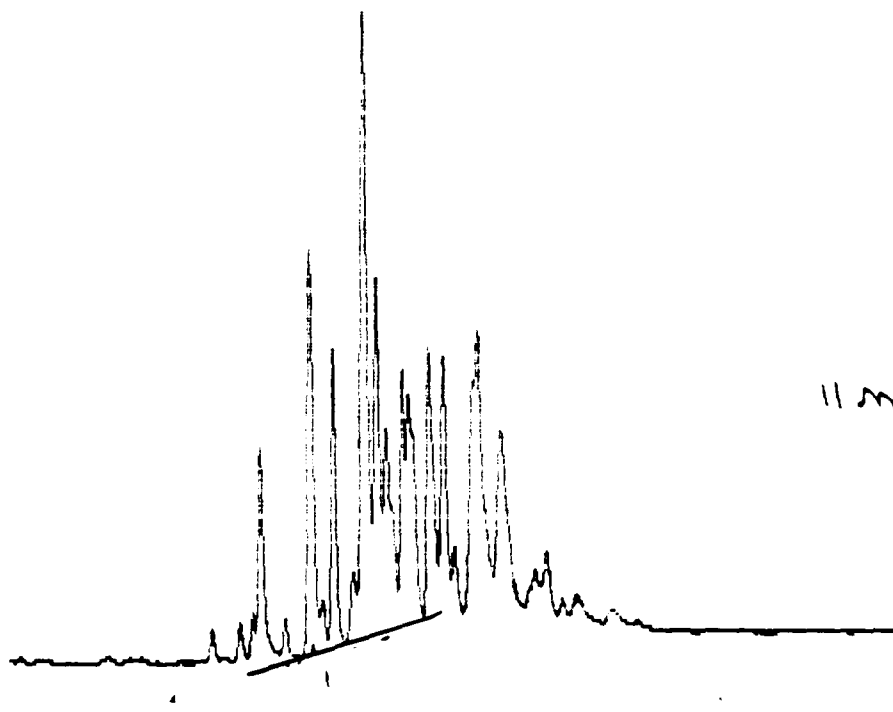
30 Min Scale: 10 Mv
 1242-1.0 Processed: 12-04-1991 15:59:22, segment 11, cycle 11
 RAW DATA SAVED IN FILE D:LF11.PTS

```

***** EXTERNAL STANDARD TABLE *****
***** 12-04-1991 16:00:34 Version 5.1 *****
* Sample Name: 1242-1.0                               Data File: D:LF11
* Date: 12-04-1991 21:58:16 Method: PCB 12-04-1991 09:01:32 # 23
* Interface: 16 Cycle#: 11 Operator DE Channel#: 0 Vial#: N.A.
* Starting Peak Width: 2 Threshold: 5 Area Threshold: 10
*****
* Instrument Type: TRACOR 540 Column Type: SPB-5
* Solvent Description:
* Conditions: pro #2
* Detector 0:
* Detector 1: FID
* Misc. Information: 9 cc/min He
*****
Starting Delay: 4.00 Ending retention time: 30.00
Area reject: 10 One sample per 0.200 sec.
Amount injected: 1.00 Dilution factor: 1.00
Sample Weight: 1.00000
  
```

PEAK NUM	RET TIME	PEAK NAME	CONCENTRATION in PPM	NORMALIZED CONC	AREA	HEIGHT	HEIGHT BL	REF PEAK	% DELTA RET TIME	CONC/AREA
	9.807		0.0296	5.3717%	296	72	4.1 1			1.0000E-04
	10.913		0.0778	14.1249%	778	147	5.3 1			1.0000E-04
3	11.440		0.0488	8.8548%	488	117	4.2 1			1.0000E-04
4	12.140		0.0983	17.8568%	983	114	8.6 1			1.0000E-04
5	12.417		0.0317	5.7604%	317	73	4.4 1			1.0000E-04
6	12.990		0.1697	30.8266%	1697	319	5.3 2			1.0000E-04
7	13.130		0.0165	2.9892%	165	43	3.8 2			1.0000E-04
8	13.582		0.0421	7.8228%	421	88	4.7 1			1.0000E-04

Supetco Aroclor STANDARD
1242 at 4.0 ppm

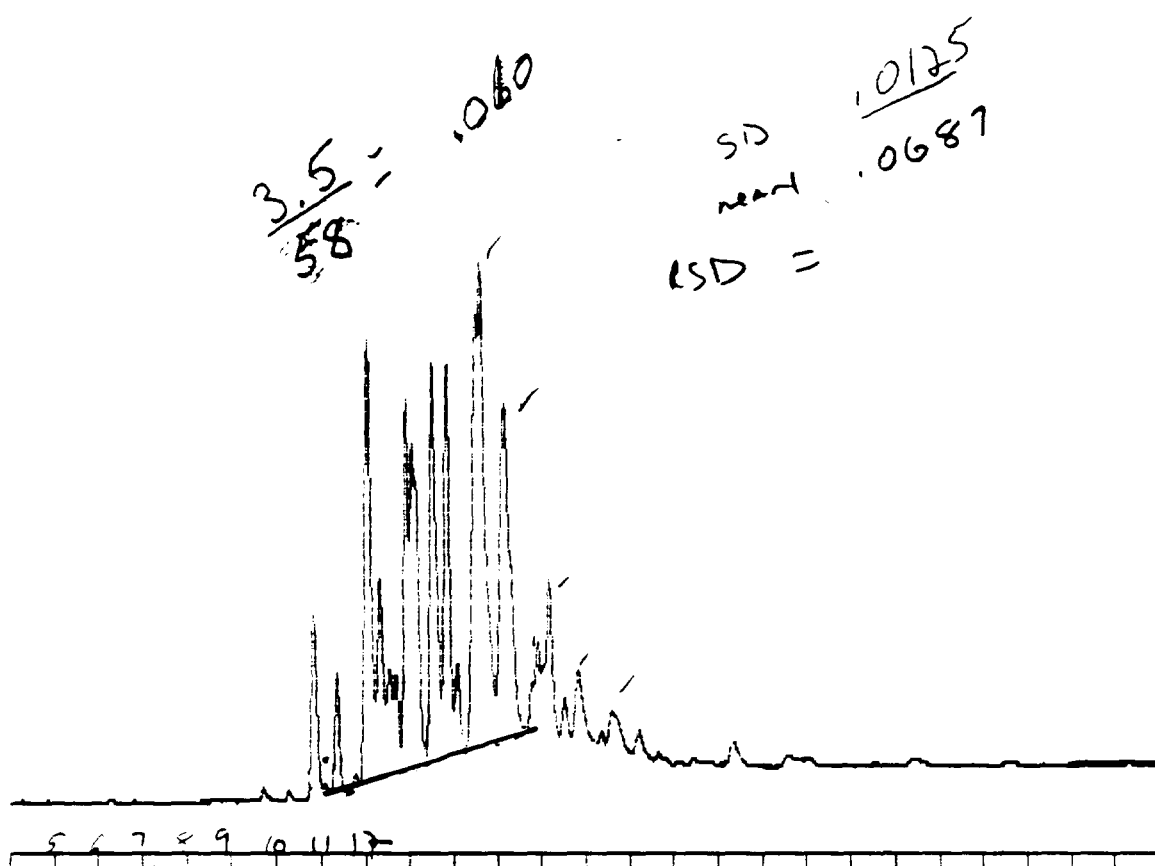


30 Min Scale: 10 Mv
1242-4.0 Processed: 12-04-1991 16:28:38, segment 12, cycle 12
RAW DATA SAVED IN FILE D:LF12.PTS

```

***** EXTERNAL STANDARD TABLE *****
***** 12-04-1991 16:29:49 Version 5.1 *****
* Sample Name: 1242-4.0 Data File: D:LF12 *
* Date: 12-04-1991 23:02:42 Method: PCB 12-04-1991 09:01:32 # 23 *
* Interface: 16 Cycle#: 12 Operator DE Channel#: 0 Vial#: N.A. *
* Starting Peak Width: 2 Threshold: 5 Area Threshold: 10 *
*****
* Instrument Type: TRACOR 540 Column Type: SPB-5 *
* Solvent Description: *
* Conditions: pro #2 *
* Detector 0: Detector 1: FID *
* Misc. Information: 9 cc/min He *
*****
Starting Delay: 4.00 Ending retention time: 30.00
Area reject: 10 One sample per 0.200 sec.
Amount injected: 1.00 Dilution factor: 1.00
Sample Weight: 1.00000
  
```

PEAK NUM	RET TIME	PEAK NAME	CONCENTRATION in PPM	NORMALIZED CONC	AREA	HEIGHT	AREA/ HEIGHT BL	REF PEAK	% DELTA RET TIME	CONC/AREA
1	8.620		0.1629	0.5520%	1629	302	5.4 1			1.0000E-04
2	9.243		0.0354	0.1200%	354	78	4.5 1			1.0000E-04
3	9.527		0.0354	0.1200%	354	92	3.8 1			1.0000E-04
4	9.700		1.4157	4.7977%	14157	2050	6.9 1			1.0000E-04
5	10.263		0.1725	0.5845%	1725	322	5.4 1			1.0000E-04
6	10.820		4.0204	13.6249%	40204	4395	9.1 2			1.0000E-04
7	11.097		0.3291	1.1153%	3291	477	6.9 2			1.0000E-04
8	11.250		0.1000	0.3226%	1000	145	6.9 2			1.0000E-04



-30 Min Scale: 10 MV
 1248-3.5 Processed: 12-04-1991 12:56:02, segment 6, cycle 6
 RAW DATA SAVED IN FILE D:LF6.PTS


```

***** EXTERNAL STANDARD TABLE *****
***** 12-04-1991 12:57:15 Version 5.1 *****
* Sample Name: 1248-3.5                               Data File: D:LF6
* Date: 12-04-1991 15:51:32 Method: PCB 12-04-1991 09:01:32 # 23
* Interface: 16 Cycle#: 6 Operator DE Channel#: 0 Vial#: N.A.
* Starting Peak Width: 2 Threshold: 5 Area Threshold: 10
*****
* Instrument Type: TRACOR 540 Column Type: SPB-5
* Solvent Description:
* Conditions: pro #2
* Detector 0:
* Detector 1: FID
* Misc. Information: 9 cc/min He
*****
Starting Delay: 4.00 Ending retention time: 30.00
Area reject: 10 One sample per 0.200 sec.
Amount injected: 1.00 Dilution factor: 1.00
Sample Weight: 1.00000
  
```

PEAK NUM	RET TIME	PEAK NAME	CONCENTRATION in PPM	NORMALIZED CONC	AREA	HEIGHT	AREA/ HEIGHT BL	REF PEAK	% DELTA RET TIME	CONC/AREA
1	10.823		1.6128	4.2441%	16128	1956	8.2 1			1.0000E-04
2	11.353		0.8208	2.1599%	8208	1235	6.6 1			1.0000E-04
3	12.050		4.7567	12.5172%	47567	4768	10.0 2			1.0000E-04
4	12.333		1.6791	4.4184%	16791	2031	8.3 2			1.0000E-04
5	12.543		0.7483	1.9691%	7483	957	7.8 2			1.0000E-04
6	12.683		0.4974	1.3088%	4974	805	6.2 2			1.0000E-04
7	12.913		1.5488	4.0755%	15488	2742	5.6 2			1.0000E-04
8	13.050		0.4815	1.2445%	4815	879	5.1 2			1.0000E-04

16 1063

48




-30 Min Scale: 10 MV
1248-1.0 Processed: 12-04-1991 12:19:39, segment 5, cycle 5
RAW DATA SAVED IN FILE D:LF5.PTS

```

***** EXTERNAL STANDARD TABLE *****
***** 12-04-1991 12:20:51 Version 5.1 *****
* Sample Name: 1248-1.0                               Data File: D:LF5 *
* Date: 12-04-1991 14:38:48 Method: PCB 12-04-1991 09:01:32 # 23 *
* Interface: 16 Cycle#: 5 Operator DE Channel#: 0 Vial#: N.A. *
* Starting Peak Width: 2 Threshold: 5 Area Threshold: 10 *
*****
* Instrument Type: TRACOR 540 Column Type: SPB-5 *
* Solvent Description: *
* Conditions: pro #2 *
* Detector 0: *
* Detector 1: FID *
* Misc. Information: 9 cc/min He *
*****
Starting Delay: 4.00 Ending retention time: 30.00
Area reject: 10 One sample per 0.200 sec.
Amount injected: 1.00 Dilution factor: 1.00
Sample Weight: 1.00000

```

PEAK NUM	RET TIME	PEAK NAME	CONCENTRATION in PPM	NORMALIZED CONC	AREA	HEIGHT	AREA/ HEIGHT BL	REF PEAK	% DELTA RET TIME	CONC/AREA
1	10.827		0.4700	9.1658%	4700	617	7.6 1			1.0000E-04
2	11.360		0.2172	4.2354%	2172	357	6.1 1			1.0000E-04
3	12.060		0.1180	2.3006%	1180	158	7.5 1			1.0000E-04
4	12.343		0.2021	3.9405%	2021	356	5.7 1			1.0000E-04
5	12.920		0.4355	8.4935%	4355	791	5.5 2			1.0000E-04
6	13.060		0.0391	0.7618%	391	91	4.3 2			1.0000E-04
7	13.517		1.1802	23.0150%	11802	1225	9.6 2			1.0000E-04
9	13.850		0.8363	16.3093%	8363	1044	8.0 2			1.0000E-04



-30 Min Scale: 10 MV
 1248-.5 Processed: 12-04-1991 22:38:27, segment 7, cycle 22
 Error, duplicate file name = D:LF22.PTS
 RAW DATA SAVED IN FILE D:LG22.PTS


***** EXTERNAL STANDARD TABLE *****
 ***** 12-04-1991 22:39:44 Version 5.1 *****
 * Sample Name: 1248-.5 Data File: D:LG22 *
 * Date: 12-05-1991 02:12:21 Method: PCB 12-04-1991 09:01:32 # 23 *
 * Interface: 16 Cycle#: 22 Operator DE Channel#: 0 Vial#: N.A. *
 * Starting Peak Width: 2 Threshold: 5 Area Threshold: 10 *

 * Instrument Type: TRACOR 540 Column Type: SPB-5 *
 * Solvent Description: *
 * Conditions: pro #2 *
 * Detector 0: Detector 1: FID *
 * Misc. Information: 9 cc/min He *

 Starting Delay: 4.00 Ending retention time: 30.00
 Area reject: 10 One sample per 0.200 sec.
 Amount injected: 1.00 Dilution factor: 1.00
 Sample Weight: 1.00000

PEAK NUM	RET TIME	PEAK NAME	CONCENTRATION in PPM	NORMALIZED CONC	AREA	HEIGHT	AREA/ HEIGHT BL	REF PEAK	% DELTA RET TIME	CONC/AREA
1	10.907		0.0310	9.95163	311	74	4.2 1			1.0000E-04
2	12.147		0.0557	17.85203	557	78	7.1 1			1.0000E-04
3	13.003		0.0527	16.88733	527	128	4.1 1			1.0000E-04
4	13.600		0.0505	16.20143	506	117	4.3 1			1.0000E-04
5	13.937		0.0395	12.65993	395	84	4.7 1			1.0000E-04
			0.0000	0.00000	000	00	0.0 1			1.0000E-04

25
7
036



30 Min Scale: 10 MV
 154-.25 Processed: 12-04-1991 19:08:52, segment 1, cycle 16
 RAW DATA SAVED IN FILE D:LF16.PTS

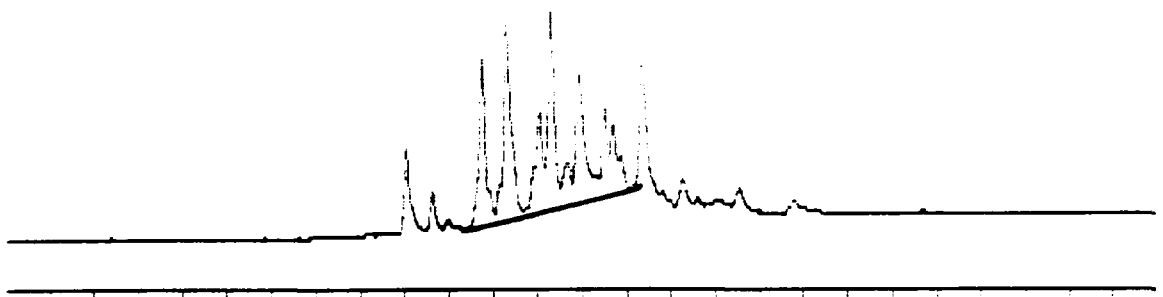
```

***** EXTERNAL STANDARD TABLE *****
***** 12-04-1991 19:10:04 Version 5.1 *****
* Sample Name: 1254-.25 Data File: D:LF16
* Date: 12-04-1991 19:13:08 Method: PCB 12-04-1991 09:01:32 # 23
* Interface: 16 Cycle#: 16 Operator DE Channel#: 0 Vial#: N.A.
* Starting Peak Width: 2 Threshold: 5 Area Threshold: 10
*****
* Instrument Type: TRACOR 540 Column Type: SPB-5
* Solvent Description:
* Conditions: pro #2
* Detector 0: Detector 1: FID
* Misc. Information: 9 cc/min He
*****
Starting Delay: 4.00 Ending retention time: 30.00
Area reject: 10 One sample per 0.200 sec.
Amount injected: 1.00 Dilution factor: 1.00
Sample Weight: 1.00000
  
```

PEAK NUM	RET TIME	PEAK NAME	CONCENTRATION in PPM	NORMALIZED CONC	AREA	HEIGHT	AREA/ HEIGHT BL	REF PEAK	% DELTA RET TIME	CONC/AREA
1	14.713		0.2156	68.2546%	2156	348	6.2 1			1.0000E-04
2	15.280		0.0394	12.4842%	394	73	5.4 1			1.0000E-04
3	16.263		0.0340	10.7559%	340	73	4.7 1			1.0000E-04
4	16.863		0.0269	8.5053%	269	52	5.1 1			1.0000E-04

TOTAL AMOUNT = 0.3159

1/26 - 0384



30 Min Scale: 10 Mv
 1254-1.0 Processed: 12-04-1991 19:44:49, segment 2, cycle 17
 RAW DATA SAVED IN FILE D:LF17.PTS

***** EXTERNAL STANDARD TABLE *****

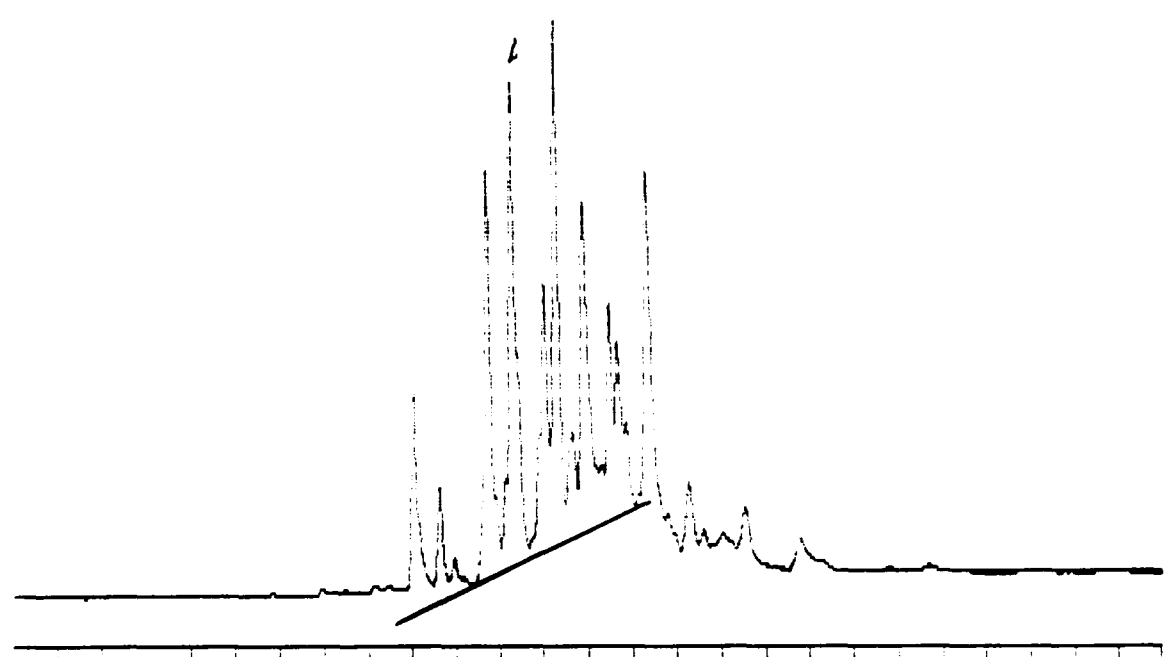
***** 12-04-1991 19:46:10 Version 5.1 *****
 * Sample Name: 1254-1.0 Data File: D:LF17 *
 * Date: 12-04-1991 20:25:03 Method: PCB 12-04-1991 09:01:32 # 23 *
 * Interface: 16 Cycle#: 17 Operator DE Channel#: 0 Vial#: N.A. *
 * Starting Peak Width: 2 Threshold: 5 Area Threshold: 10 *

 * Instrument Type: TRACOR 540 Column Type: SPB-5 *
 * Solvent Description: *
 * Conditions: pro #2 *
 * Detector 0: Detector 1: FID *
 * Misc. Information: 9 cc/min He *

Starting Delay: 4.00 Ending retention time: 30.00
 Area reject: 10 One sample per 0.200 sec.
 Amount injected: 1.00 Dilution factor: 1.00
 Sample Weight: 1.00000

PEAK NUM	RET TIME	PEAK NAME	CONCENTRATION in PPM	NORMALIZED CONC	AREA	HEIGHT	AREA/ HEIGHT	REF PEAK	% DELTA RET TIME	CONC/AREA
1	13.020		0.4460	5.5458%	4460	728	6.1 1			1.0000E-04
2	13.613		0.0330	0.4106%	330	76	4.4 1			1.0000E-04
3	14.743		1.1954	14.8649%	11954	1537	7.8 1			1.0000E-04
4	15.137		0.0293	0.3641%	293	69	4.3 1			1.0000E-04
5	15.303		0.9965	12.3922%	9965	1460	6.8 1			1.0000E-04
6	15.907		0.1776	2.2090%	1776	400	4.4 2			1.0000E-04
7	16.027		0.7934	9.8659%	7934	975	8.1 2			1.0000E-04
8	16.287		1.6669	20.7266%	16669	1994	8.4 2			1.0000E-04

2.5 / 67 = .0373

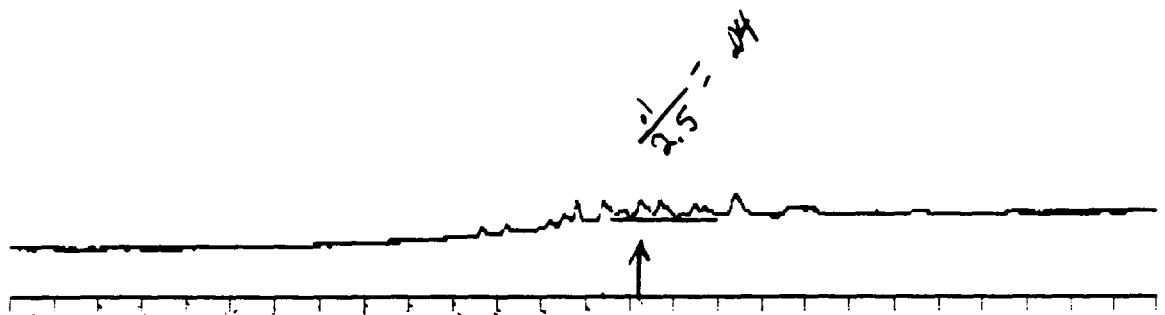


30 Min Scale: 10 Mv
 1254-2.5 Processed: 12-04-1991 20:20:43, segment 3, cycle 18
 RAW DATA SAVED IN FILE D:LF18.PTS

```

***** EXTERNAL STANDARD TABLE *****
***** 12-04-1991 20:22:00 Version 5.1 *****
* Sample Name: 1254-2.5                               Data File: D:LF18
* Date: 12-04-1991 21:36:46 Method: PCB 12-04-1991 09:01:32 # 23
* Interface: 16 Cycle#: 18 Operator DE Channel#: 0 Vial#: N.A.
* Starting Peak Width: 2 Threshold: 5 Area Threshold: 10
*****
* Instrument Type: TRACOR 540 Column Type: SPB-5
* Solvent Description:
* Conditions: pro #2
* Detector 0: Detector 1: FID
* Misc. Information: 9 cc/min He
*****
Starting Delay: 4.00 Ending retention time: 30.00
Area reject: 10 One sample per 0.200 sec.
Amount injected: 1.00 Dilution factor: 1.00
Sample Weight: 1.00000
  
```

PEAK NUM	RET TIME	PEAK NAME	CONCENTRATION in PPM	NORMALIZED CONC	AREA	HEIGHT	AREA/ HEIGHT BL	REF PEAK	% DELTA RET TIME	CONC/AREA
1	13.030		1.1640	4.0569%	11640	1845	6.3 1			1.0000E-04
2	13.623		0.6603	2.3014%	6603	966	6.8 1			1.0000E-04
3	13.963		0.0238	0.0831%	238	55	4.3 1			1.0000E-04
4	14.753		3.1985	11.1474%	31985	3941	8.1 1			1.0000E-04
5	15.147		0.3080	1.0733%	3080	739	4.2 2			1.0000E-04
6	15.307		5.6810	19.7997%	56810	5186	11.0 2			1.0000E-04
7	15.913		0.4863	1.6948%	4863	1044	4.7 2			1.0000E-04



+30 Min Scale: 10 MV
 1260-.1 Processed: 12-04-1991 10:01:17, segment 1, cycle 1
 Error, duplicate file name = D:LF1.PTS
 RAW DATA SAVED IN FILE D:LG1.PTS

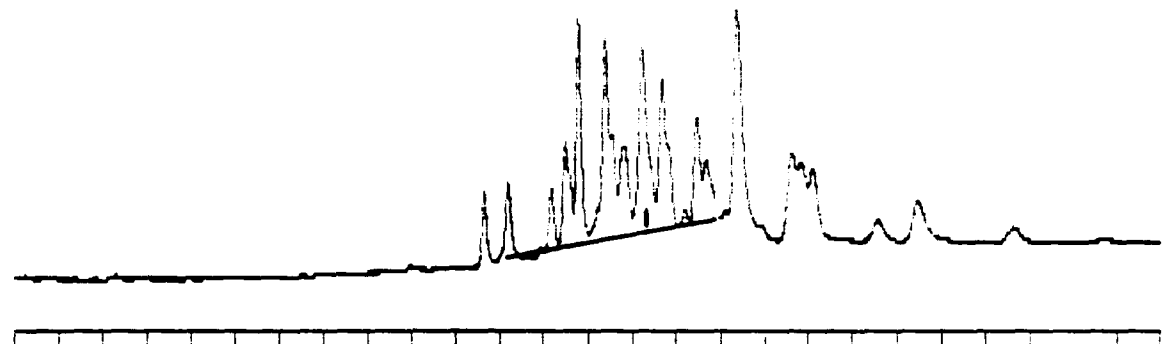
```

***** EXTERNAL STANDARD TABLE *****
***** 12-04-1991 10:02:30 Version 5.1 *****
* Sample Name: 1260-.1 Data File: D:LG1 *
* Date: 12-04-1991 10:02:05 Method: PCB 12-04-1991 09:01:32 # 23 *
* Interface: 16 Cycle#: 1 Operator DE Channel#: 0 Vial#: N.A. *
* Starting Peak Width: 2 Threshold: 5 Area Threshold: 10 *
*****
* Instrument Type: TRACOR 540 Column Type: SPB-5 *
* Solvent Description: *
* Conditions: pro #2 *
* Detector 0: Detector 1: FID *
* Misc. Information: 9 cc/min He *
*****
Starting Delay: 4.00 Ending retention time: 30.00
Area reject: 10 One sample per 0.200 sec.
Amount injected: 1.00 Dilution factor: 1.00
Sample Weight: 1.00000
    
```

PEAK NUM	RET TIME	PEAK NAME	CONCENTRATION in PPM	NORMALIZED CONC	AREA	HEIGHT	AREA/ HEIGHT BL	REF PEAK	% DELTA RET TIME	CONC/AREA
-------------	-------------	--------------	-------------------------	--------------------	------	--------	--------------------	-------------	---------------------	-----------

TOTAL AMOUNT = 0.0000

1/25 = .04



-30 Min Scale: 10 Mv
 1260-1.0 Processed: 12-04-1991 10:36:16, segment 2, cycle 2
 RAW DATA SAVED IN FILE D:LF2.PTS

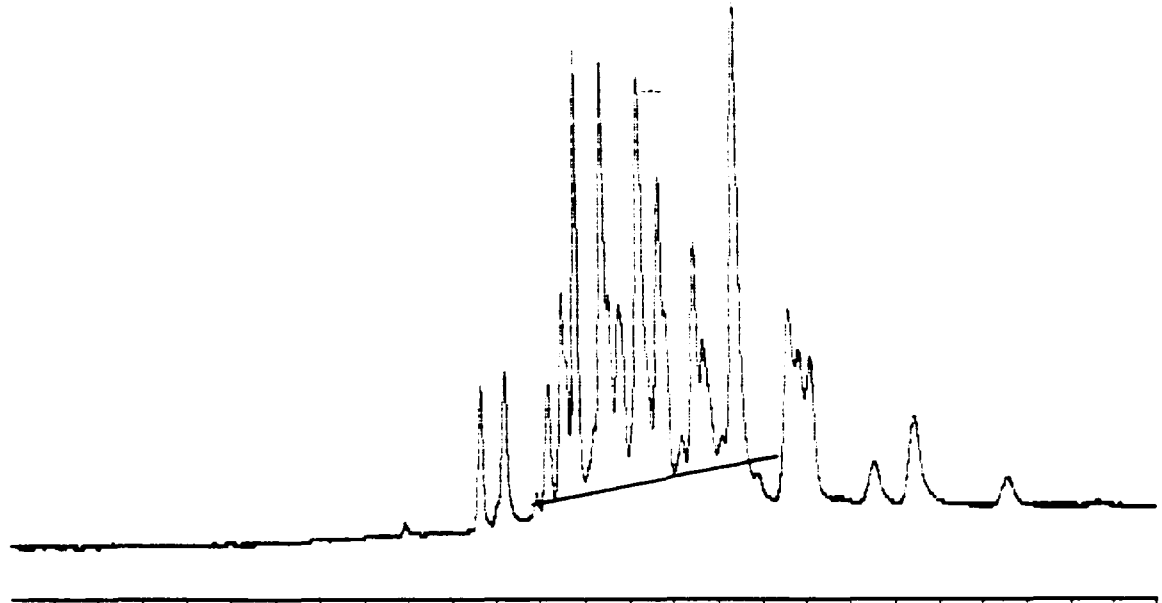
***** EXTERNAL STANDARD TABLE *****
 ***** 12-04-1991 10:37:29 Version 5.1 *****
 * Sample Name: 1260-1.0 Data File: D:LF2 *
 * Date: 12-04-1991 11:12:02 Method: PCB 12-04-1991 09:01:32 # 23 *
 * Interface: 16 Cycle#: 2 Operator DE Channel#: 0 Vial#: N.A. *
 * Starting Peak Width: 2 Threshold: 5 Area Threshold: 10 *

 * Instrument Type: TRACOR 540 Column Type: SPB-5 *
 * Solvent Description: *
 * Conditions: pro #2 *
 * Detector 0: Detector 1: FID *
 * Misc. Information: 9 cc/min He *

 Starting Delay: 4.00 Ending retention time: 30.00
 Area reject: 10 One sample per 0.200 sec.
 Amount injected: 1.00 Dilution factor: 1.00
 Sample Weight: 1.00000

PEAK NUM	RET TIME	PEAK NAME	CONCENTRATION in PPM	NORMALIZED CONC	AREA	HEIGHT	AREA/ HEIGHT BL	REF PEAK	% DELTA RET TIME	CONC/AREA
1	14.660		0.4927	5.9723%	4927	736	6.7 1			1.0000E-04
2	15.210		0.5012	6.0758%	5012	700	7.2 1			1.0000E-04
3	16.183		0.4693	5.6884%	4693	632	7.4 1			1.0000E-04
4	16.487		0.3561	4.3169%	3561	633	5.6 1			1.0000E-04
5	16.790		1.5806	19.1606%	15806	2196	7.2 1			1.0000E-04
6	17.390		1.0345	12.5408%	10345	1493	6.9 1			1.0000E-04
7	17.823		0.0925	1.1213%	925	27	34.2 1			1.0000E-04

2.5 / 57.5 = .044



-30 Min Scale: 10 Mv
 1260-2.5 Processed: 12-04-1991 11:12:03, segment 3, cycle 3
 RAW DATA SAVED IN FILE D:LF3.PTS

***** EXTERNAL STANDARD TABLE *****

***** 12-04-1991 11:13:21 Version 5.1 *****
 * Sample Name: 1260-2.5 Data File: D:LF3 *
 * Date: 12-04-1991 12:23:33 Method: PCB 12-04-1991 09:01:32 # 23 *
 * Interface: 16 Cycle#: 3 Operator DE Channel#: 0 Vial#: N.A. *
 * Starting Peak Width: 2 Threshold: 5 Area Threshold: 10 *

 * Instrument Type: TRACOR 540 Column Type: SPB-5 *
 * Solvent Description: *
 * Conditions: pro #2 *
 * Detector 0: Detector 1: FID *
 * Misc. Information: 9 cc/min He *

 Starting Delay: 4.00 Ending retention time: 30.00
 Area reject: 10 One sample per 0.200 sec.
 Amount injected: 1.00 Dilution factor: 1.00
 Sample Weight: 1.00000

PEAK NUM	RET TIME	PEAK NAME	CONCENTRATION in PPM	NORMALIZED CONC	AREA	HEIGHT	AREA/ HEIGHT BL	REF PEAK	% DELTA RET TIME	CONC/AREA
1	14.660		0.9946	4.4883%	9946	1447	6.9 1			1.0000E-04
2	15.207		1.0746	4.8496%	10746	1450	7.4 1			1.0000E-04
3	15.947		0.0179	0.0807%	179	40	4.5 1			1.0000E-04
4	16.180		1.0299	4.6475%	10299	1313	7.8 1			1.0000E-04
5	16.480		0.7218	3.2574%	7218	1319	5.5 1			1.0000E-04
6	16.787		3.1075	14.0232%	31075	4396	7.1 1			1.0000E-04
7	17.213		0.0994	0.4486%	994	288	3.5 2			1.0000E-04

SECTION III

DAILY CALIBRATION CHECKS, CHROMATOGRAMS AND RAW DATA

BENNINGTON LANDFILL - LEI
DAILY ANALYSIS SEQUENCE

NO.	SAMPLES	MTD FILE	DATA FILE	DATE TIME
CAL CHK #1				
1*	1260	PCB	LF24	12/4/91 23:49
2*	1232	PCB	LF25	12/5/91 00:25
3*	1248	PCB	LF26	12/5/91 01:01
4*	1242	PCB	LF27	12/5/91 01:36
5*	1016	PCB	LF28	12/5/91 2:12
6*	1254	PCB	LF29	12/5/91 2:47
7*	1221	PCB	LF30	12/5/91 7:59
8A	PE 783-608	PCB	LF38	12/5/91 12:47
8B	PETT0172	PCB	LF39	12/5/91 13:23

* = Samples used for Quantitative Analysis.

H182:1

PESTICIDE AND PCB DAILY STANDARD CHECK

Calibration Dates: 12/04/91

Check Standard Date: 12/5/91

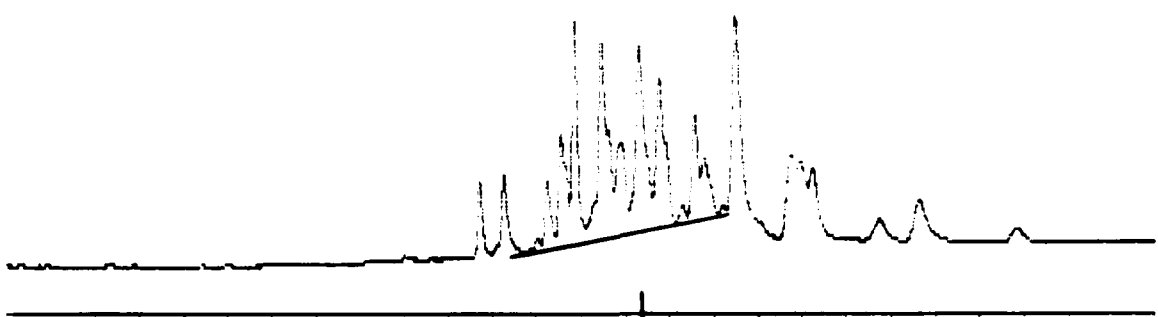
Instrument I.D.: GC B

Analyst: DE #1
A.M.

Compound	Calibration Avg. r_t	Check Standard r_t	% Difference
alpha-BHC			
gamma-BHC			
beta-BHC			
delta-BHC			
Heptachlor			
Aldrin			
Heptachlor epoxide			
Endosulfan I			
4-4'-DDE			
Dieldrin			
Endrin			
4-4'-DDD			
Endosulfan II			
4-4'-DDF			
Endrin Aldehyde			
Endosulfan Sulfate			
Methoxychlor			
DGC			
Toxaphene			
Chlordane			
Aroclor-1016 r_t 10.88	.062	.067	8.1
Aroclor-1221 r_t 7.14	.176	.167	5.1
Aroclor-1232 r_t 9.78	.133	.133	0
Aroclor-1242 r_t 10.82	.075	.08	6.7
Aroclor-1248 r_t 12.05	.066	.067	1.5
Aroclor-1254 r_t 15.04	.037	.04	8.1
Aroclor-1260 r_t 18.23	.041	.04	2.3

% Difference must be <15 for EPA Methods 608 and SW-846 8080

1/25 =




30 Min Scale: 10 MV
 check1260- Processed: 12-04-1991 23:49:49, segment 9, cycle 24
 RAW DATA SAVED IN FILE D:LF24.PTS

```

***** EXTERNAL STANDARD TABLE *****
***** 12-04-1991 23:51:04 Version 5.1 *****
* Sample Name: check1260-1                      Data File: D:LF24          *
* Date: 12-05-1991 04:35:03 Method: PCB 12-04-1991 09:01:32 # 23        *
* Interface: 16 Cycle#: 24 Operator DE Channel#: 0 Vial#: N.A.          *
* Starting Peak Width: 2 Threshold: 5 Area Threshold: 10                *
*****
* Instrument Type: TRACOR 540                      Column Type: SPB-5              *
* Solvent Description:                               *
* Conditions: pro #2                               *
* Detector 0:                                       Detector 1: FID                 *
* Misc. Information: 9 cc/min He                    *
*****
Starting Delay:      4.00                      Ending retention time: 30.00
Area reject:        10                          One sample per 0.200 sec.
Amount injected:    1.00                      Dilution factor: 1.00
Sample Weight:      1.00000
  
```

PEAK NUM	RET TIME	PEAK NAME	CONCENTRATION in PPM	NORMALIZED CONC	AREA	HEIGHT	AREA/ HEIGHT BL	REF PEAK	% DELTA RET TIME	CONC/AREA
1	14.730		0.4923	6.6353%	4923	742	6.6 1			1.0000E-04
	15.280		0.4893	6.5955%	4893	685	7.1 1			1.0000E-04
3	16.250		0.4401	5.9321%	4401	608	7.2 1			1.0000E-04
4	16.557		0.3553	4.7898%	3553	641	5.5 1			1.0000E-04
5	16.863		1.5567	20.9835%	15567	2168	7.2 1			1.0000E-04
6	17.470		1.0081	13.5887%	10081	1459	6.9 1			1.0000E-04
7	17.913		0.1323	1.7840%	1324	89	14.8 1			1.0000E-04
8	18.323		1.3160	17.7285%	13160	1435	9.2 1			1.0000E-04

7.5 = 133



30 Min Scale: 10 Mv
check1232- Processed: 12-05-1991 00:25:27, segment 10, cycle 25
RAW DATA SAVED IN FILE D:LF25.PTS

```

***** EXTERNAL STANDARD TABLE *****
***** 12-05-1991 00:26:41 Version 5.1 *****
* Sample Name: check1232-1                      Data File: D:LF25      *
* Date: 12-05-1991 05:46:22 Method: PCB 12-04-1991 09:01:32 # 23    *
* Interface: 16 Cycle#: 25 Operator DE Channel#: 0 Vial#: N.A.      *
* Starting Peak Width: 2 Threshold: 5 Area Threshold: 10           *
*****
* Instrument Type: TRACOR 540                      Column Type: SPB-5        *
* Solvent Description:                               *
* Conditions: pro #2                                *
* Detector 0:                                         Detector 1: FID         *
* Misc. Information: 9 cc/min He                     *
*****
Starting Delay: 4.00                               Ending retention time: 30.00
Area reject: 10                                     One sample per 0.200 sec.
Amount injected: 1.00                               Dilution factor: 1.00
Sample Weight: 1.00000

```

PEAK NUM	RET TIME	PEAK NAME	CONCENTRATION in PPM	NORMALIZED CONC	AREA	HEIGHT	AREA/ HEIGHT BL	REF PEAK	% DELTA RET TIME	CONC/AREA
	7.117		0.0218	3.9541%	218	70	3.1 1			1.0000E-04
	9.810		0.2606	47.1847%	2606	416	6.3 1			1.0000E-04
3	10.927		0.0546	9.8852%	546	100	5.4 1			1.0000E-04
4	11.457		0.0361	6.5286%	361	88	4.1 1			1.0000E-04
5	12.157		0.0645	11.6776%	645	93	7.0 1			1.0000E-04
6	12.440		0.0207	3.7477%	207	53	3.9 1			1.0000E-04
7	13.020		0.0354	6.4019%	354	79	4.5 1			1.0000E-04
8	13.617		0.0370	6.8919%	370	82	4.5 1			1.0000E-04

$\frac{1}{14.9} = 0.067$



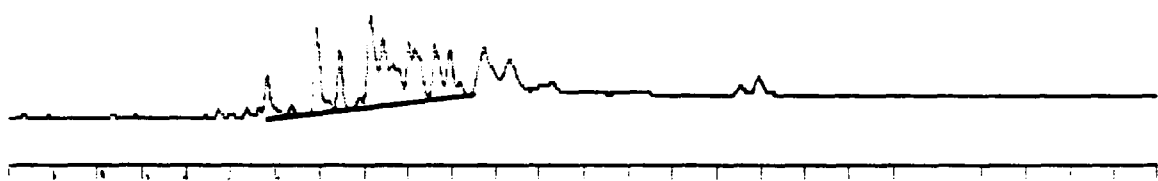
30 Min Scale: 10 MV
 check1248- Processed: 12-05-1991 01:01:01, segment 11, cycle 26
 RAW DATA SAVED IN FILE D:LF26.PTS

```

***** EXTERNAL STANDARD TABLE *****
***** 12-05-1991 01:02:15 Version 5.1 *****
* Sample Name: check1248-1                      Data File: D:LF26      *
* Date: 12-05-1991 06:57:30 Method: PCB 12-04-1991 09:01:32 # 23      *
* Interface: 16 Cycle#: 26 Operator DE Channel#: 0 Vial#: N.A.        *
* Starting Peak Width: 2 Threshold: 5 Area Threshold: 10              *
*****
* Instrument Type: TRACOR 540                      Column Type: SPB-5          *
* Solvent Description:                               *
* Conditions: pro #2                                *
* Detector 0:                                       Detector 1: FID           *
* Misc. Information: 9 cc/min He                      *
*****
Starting Delay:      4.00                      Ending retention time: 30.00
Area reject:         10                      One sample per 0.200 sec.
Amount injected:     1.00                      Dilution factor: 1.00
Sample Weight:       1.00000
  
```

PEAK NUM	RET TIME	PEAK NAME	CONCENTRATION in PPM	NORMALIZED CONC	AREA	HEIGHT	AREA/ HEIGHT	REF PEAK	% DELTA RET TIME	CONC/AREA
1	10.923		0.0622	1.2133%	622	135	4.6 1			1.0000E-04
.	11.457		0.1943	3.7918%	1943	334	5.8 1			1.0000E-04
3	12.163		0.9101	17.7585%	9101	965	9.4 1			1.0000E-04
4	12.440		0.0302	0.5889%	302	77	3.9 1			1.0000E-04
5	13.020		0.5032	9.8198%	5032	871	5.8 2			1.0000E-04
6	13.163		0.1366	2.6659%	1366	262	5.2 2			1.0000E-04
7	13.620		1.1452	22.3470%	11452	1204	9.5 2			1.0000E-04
8	13.957		0.7880	15.3758%	7880	989	8.0 2			1.0000E-04

1/12 - 083



30 Min Scale: 10 MV
 check1242- Processed: 12-05-1991 01:36:40, segment 12, cycle 27
 RAW DATA SAVED IN FILE D:LF27.PTS

```

***** EXTERNAL STANDARD TABLE *****
***** 12-05-1991 01:37:54 Version 5.1 *****
* Sample Name: check1242-1 Data File: D:LF27 *
* Date: 12-05-1991 08:08:47 Method: PCB 12-04-1991 09:01:32 # 23 *
* Interface: 16 Cycle#: 27 Operator DE Channel#: 0 Vial#: N.A. *
* Starting Peak Width: 2 Threshold: 5 Area Threshold: 10 *
*****
* Instrument Type: TRACOR 540 Column Type: SPB-5 *
* Solvent Description: *
* Conditions: pro #2 *
* Detector 0: Detector 1: FID *
* Misc. Information: 9 cc/min He *
*****
Starting Delay: 4.00 Ending retention time: 30.00
Area reject: 10 One sample per 0.200 sec.
Amount injected: 1.00 Dilution factor: 1.00
Sample Weight: 1.00000
  
```

PEAK NUM	RET TIME	PEAK NAME	CONCENTRATION in PPM	NORMALIZED CONC	AREA	HEIGHT	AREA/ HEIGHT BL	REF PEAK	% DELTA RET TIME	CONC/AREA
1	9.823		0.0365	3.9802%	365	78	4.7 1			1.0000E-04
	10.940		0.0888	9.6769%	888	153	5.8 1			1.0000E-04
3	11.470		0.3668	39.9716%	3668	575	6.4 1			1.0000E-04
4	12.170		0.1065	11.6103%	1065	138	7.7 1			1.0000E-04
5	12.450		0.0357	3.8908%	357	88	4.0 1			1.0000E-04
6	13.030		0.1775	19.3476%	1775	336	5.3 2			1.0000E-04
7	13.170		0.0182	1.9821%	182	52	3.5 2			1.0000E-04
8	13.630		0.0504	5.4929%	504	109	4.7 1			1.0000E-04

1
14.7



30 Min Scale: 10 Mv
 check1016- Processed: 12-05-1991 02:12:14, segment 1, cycle 28
 RAW DATA SAVED IN FILE D:LF28.PTS

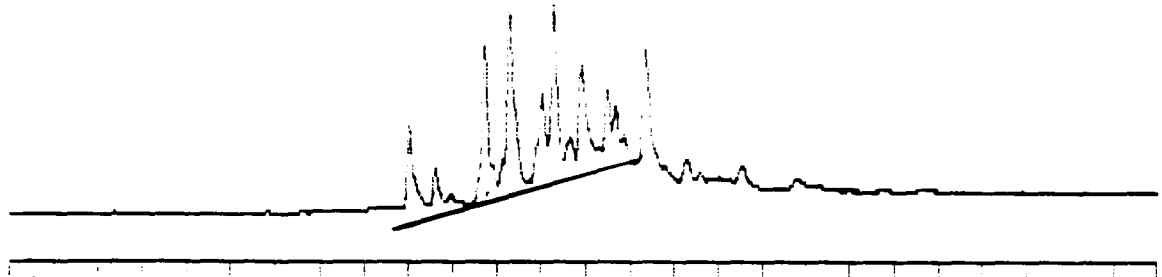
***** EXTERNAL STANDARD TABLE *****
 ***** 12-05-1991 02:13:28 Version 5.1 *****
 * Sample Name: check1016-1 Data File: D:LF28 *
 * Date: 12-05-1991 09:19:57 Method: PCB 12-04-1991 09:01:32 # 23 *
 * Interface: 16 Cycle#: 28 Operator DE Channel#: 0 Vial#: N.A. *
 * Starting Peak Width: 2 Threshold: 5 Area Threshold: 10 *

 * Instrument Type: TRACOR 540 Column Type: SPB-5 *
 * Solvent Description: *
 * Conditions: pro #2 *
 * Detector 0: Detector 1: FID *
 * Misc. Information: 9 cc/min He *

 Starting Delay: 4.00 Ending retention time: 30.00
 Area reject: 10 One sample per 0.200 sec.
 Amount injected: 1.00 Dilution factor: 1.00
 Sample Weight: 1.00000

PEAK NUM	RET TIME	PEAK NAME	CONCENTRATION in PPM	NORMALIZED CONC	AREA	HEIGHT	AREA/ HEIGHT BL	REF PEAK	% DELTA RET TIME	CONC/AREA
1	9.803		0.0391	1.2521%	391	89	4.4 1			1.0000E-04
	10.920		0.9430	30.1823%	9430	1099	8.6 1			1.0000E-04
3	11.450		0.4824	15.4406%	4824	739	6.5 1			1.0000E-04
4	12.153		0.9861	31.5605%	9861	1014	9.7 2			1.0000E-04
5	12.433		0.3240	10.3697%	3240	491	6.6 2			1.0000E-04
6	13.013		0.2241	7.1739%	2241	418	5.4 2			1.0000E-04
7	13.153		0.0225	0.7209%	225	63	3.6 2			1.0000E-04
8	13.613		0.0618	1.9767%	618	132	4.7 1			1.0000E-04

$\frac{F}{25} = .04$



30 Min Scale: 10 Mv
 check1254- Processed: 12-05-1991 02:47:48, segment 2, cycle 29
 RAW DATA SAVED IN FILE D:LF29.PTS


```

***** EXTERNAL STANDARD TABLE *****
***** 12-05-1991 02:49:06 Version 5.1 *****
* Sample Name: check1254-1                      Data File: D:LF29      *
* Date: 12-05-1991 10:31:05 Method: PCB 12-04-1991 09:01:32 # 23    *
* Interface: 16 Cycle#: 29 Operator DE Channel#: 0 Vial#: N.A.      *
* Starting Peak Width: 2 Threshold: 5 Area Threshold: 10           *
*****
* Instrument Type: TRACOR 540                      Column Type: SPB-5          *
* Solvent Description:                               *
* Conditions: pro #2                                *
* Detector 0:                                       Detector 1: FID           *
* Misc. Information: 9 cc/min He                    *
*****
Starting Delay:      4.00                      Ending retention time: 30.00
Area reject:        10                        One sample per      0.200 sec.
Amount injected:    1.00                      Dilution factor:    1.00
Sample Weight:      1.00000
  
```

PEAK NUM	RET TIME	PEAK NAME	CONCENTRATION in PPM	NORMALIZED CONC	AREA	HEIGHT	AREA/ HEIGHT BL	REF PEAK	% DELTA RET TIME	CONC/AREA
1	13.030		0.4219	5.9523%	4219	692	6.1 1			1.0000E-04
	13.623		0.0377	0.5313%	377	89	4.2 1			1.0000E-04
3	14.750		1.1104	15.6646%	11104	1470	7.6 1			1.0000E-04
4	15.147		0.0282	0.3984%	282	65	4.3 1			1.0000E-04
5	15.313		0.9592	13.5327%	9592	1369	7.0 1			1.0000E-04
	16.040		0.8463	11.9388%	8463	856	9.9 2			1.0000E-04
	16.297		1.4833	20.9255%	14833	1736	8.5 2			1.0000E-04
	16.663		0.0399	0.5626%	399	41	9.9 1			1.0000E-04

RT 7.23

$$RF_2 = \frac{1.0}{6} = .1667$$



-30 Min Scale: 10 Mv

check1221- Processed: 12-05-1991 07:59:46, segment 3, cycle 30
RAW DATA SAVED IN FILE D:LF30.PTS

***** EXTERNAL STANDARD TABLE *****

***** 12-05-1991 08:01:00 Version 5.1 *****
* Sample Name: check1221-1 Data File: D:LF30 *
* Date: 12-05-1991 20:55:03 Method: PCB 12-04-1991 09:01:32 # 23 *
* Interface: 16 Cycle#: 30 Operator DE Channel#: 0 Vial#: N.A. *
* Starting Peak Width: 2 Threshold: 5 Area Threshold: 10 *


* Instrument Type: TRACOR 540 Column Type: SPB-5 *
* Solvent Description: *
* Conditions: pro #2 *
* Detector 0: Detector 1: FID *
* Misc. Information: 9 cc/min He *

Starting Delay: 4.00 Ending retention time: 30.00
Area reject: 10 One sample per 0.200 sec.
Amount injected: 1.00 Dilution factor: 1.00
Sample Weight: 1.00000

PEAK NUM	RET TIME	PEAK NAME	CONCENTRATION in PPM	NORMALIZED CONC	AREA	HEIGHT	AREA/ HEIGHT BL	REF PEAK	% DELTA RET TIME	CONC/AREA
1	7.247		0.1806	25.8001%	1806	343	5.3 1			1.0000E-04
2	9.487		0.0373	5.3235%	373	90	4.1 1			1.0000E-04
3	9.770		0.0208	2.9661%	208	55	3.8 1			1.0000E-04
4	9.947		0.4613	65.9104%	4613	703	6.6 1			1.0000E-04

TOTAL AMOUNT = 0.6999

7.9 x .037 = 2.9



4-30 Min Scale: 10 MV

783-608 Processed: 12-05-1991 12:46:24, segment 11, cycle 38

DATA SAVED IN FILE D:LF38.PTS

***** EXTERNAL STANDARD TABLE *****


***** 12-05-1991 12:47:41 Version 5.1 *****
 * Sample Name: PE783-608 Data File: D:LF38 *
 * Date: 12-06-1991 06:28:22 Method: PCB 12-04-1991 09:01:32 # 23 *
 * Interface: 16 Cycle#: 38 Operator DE Channel#: 0 Vial#: N.A. *
 * Starting Peak Width: 2 Threshold: 5 Area Threshold: 10 *

 * Instrument Type: TRACOR 540 Column Type: SPB-5 *
 * Solvent Description: *
 * Conditions: pro #2 *
 * Detector 0: Detector 1: FID *
 * Misc. Information: 9 cc/min He *

Starting Delay: 4.00 Ending retention time: 30.00
 Area reject: 10 One sample per 0.200 sec.
 Amount injected: 1.00 Dilution factor: 1.00
 Sample Weight: 1.00000

PEAK NUM	RET TIME	PEAK NAME	CONCENTRATION in PPM	NORMALIZED CONC	AREA	HEIGHT	AREA/ HEIGHT BL	REF PEAK	% DELTA RET TIME	CONC/AREA
1	4.753		0.1235	6.4288%	1235	297	4.2 1			1.0000E-04
2	6.360		0.2139	11.1353%	2139	434	4.9 1			1.0000E-04
3	12.377		0.0193	1.0059%	193	52	3.7 1			1.0000E-04
4	12.667		0.0283	1.4744%	283	74	3.8 1			1.0000E-04
5	12.993		0.0321	1.6712%	321	67	4.8 1			1.0000E-04
6	13.243		0.0129	0.6716%	129	42	3.1 1			1.0000E-04
7	14.700		0.2021	10.5246%	2021	369	5.5 1			1.0000E-04
8	15.250		0.2667	13.8853%	2667	447	6.0 1			1.0000E-04
9	15.963		0.0482	2.5115%	482	67	7.2 1			1.0000E-04
10	16.227		0.0272	1.4112%	272	52	5.2 1			1.0000E-04

6.9 + 0.37 = 7.27
7.27 / 3 = 2.423
= 85.1 PPB



4-30 Min Scale: 10 Mv
PETT0172 Processed: 12-05-1991 13:23:04, segment 12, cycle 39
RAW DATA SAVED IN FILE D:LF39.PTS

```

***** EXTERNAL STANDARD TABLE *****
***** 12-05-1991 13:24:28 Version 5.1 *****
* Sample Name: PETT0172 Data File: D:LF39 *
* Date: 12-06-1991 07:41:32 Method: PCB 12-04-1991 09:01:32 # 23 *
* Interface: 16 Cycle#: 39 Operator DE Channel#: 0 Vial#: N.A. *
* Starting Peak Width: 2 Threshold: 5 Area Threshold: 10 *
*****
* Instrument Type: TRACOR 540 Column Type: SPB-5 *
* Solvent Description: *
* Conditions: pro #2 *
* Detector 0: *
* Detector 1: FID *
* Misc. Information: 9 cc/min He *
*****
Starting Delay: 4.00 Ending retention time: 30.00
Area reject: 10 One sample per 0.200 sec.
Amount injected: 1.00 Dilution factor: 1.00
Sample Weight: 1.00000

```

PEAK NUM	RET TIME	PEAK NAME	CONCENTRATION in PPM	NORMALIZED CONC	AREA	HEIGHT	AREA/ HEIGHT BL	REF PEAK	% DELTA RET TIME	CONC/AREA
1	6.340		0.0145	0.5023%	145	53	2.7 1			1.0000E-04
2	10.720		0.2521	8.7511%	2521	481	5.2 1			1.0000E-04
3	12.970		0.0206	0.7140%	206	49	4.2 1			1.0000E-04
	14.680		0.0265	0.9195%	265	76	3.5 1			1.0000E-04
5	15.220		0.0373	1.2951%	373	95	3.9 1			1.0000E-04
6	15.953		0.0159	0.5519%	159	50	3.2 1			1.0000E-04
7	16.213		0.3699	12.8409%	3699	607	6.1 1			1.0000E-04
8	16.837		0.4212	14.6203%	4212	576	7.3 1			1.0000E-04
9	17.393		0.0286	0.9942%	286	70	4.1 1			1.0000E-04

BENNINGTON LANDFILL - LEI
RUN SEQUENCE FOR BENNINGTON - LEI

NO.	SAMPLES	MTD FILE	DATA FILE	DATE TIME
CAL CHK #2				
9*	1254	PCB	LG12	12/5/91 19:21
10*	1242	PCB	LG14	12/5/91 20:35
11*	1232	PCB	LG15	12/5/91 21:12
12*	1016	PCB	LG16	12/5/91 21:49
13*	1221, 1260	PCB	LG12	12/6/91 11:48
14*	1248	PCB	LG14	12/6/91 13:02

* = Samples used for Quantitative Analysis.

H182:2

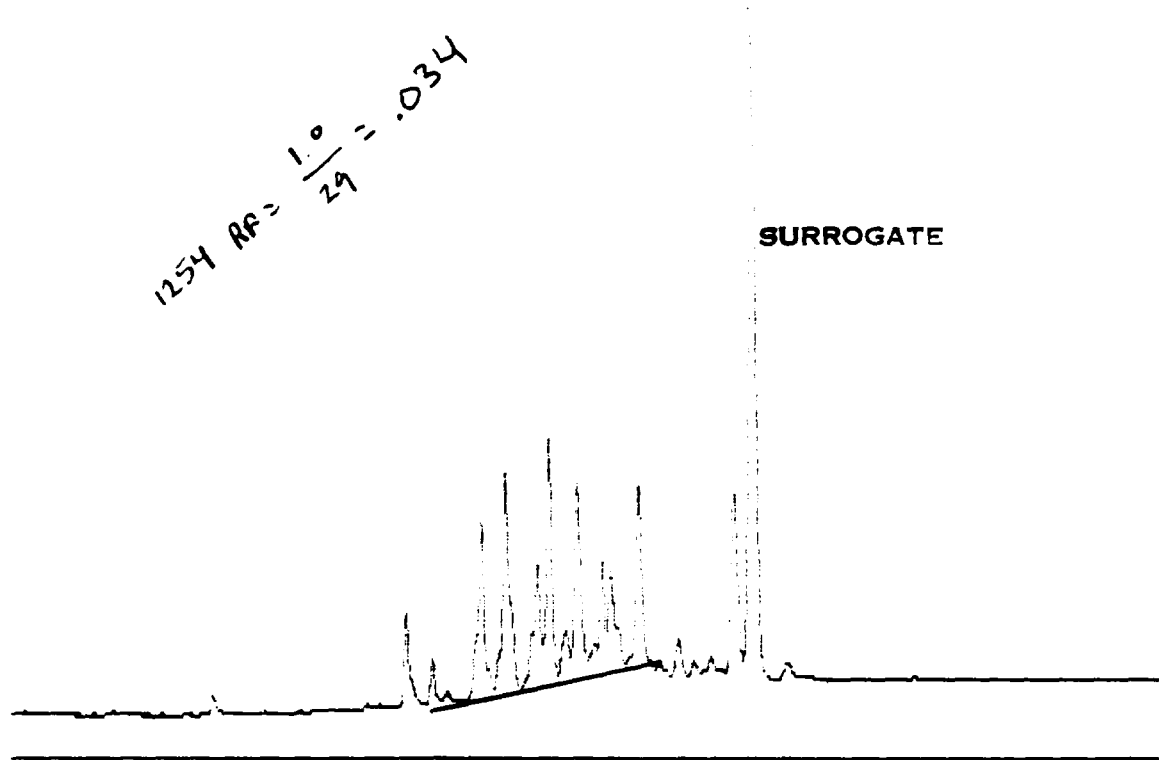
PESTICIDE AND PCB DAILY STANDARD CHECK

Calibration Dates: 12/04/91 Check Standard Date: 12/5/91
 Instrument I.D.: GC B Analyst: ML p.m.
2

Compound	Calibration Avg. R_f	Check Standard R_f	% Difference
alpha-BHC			
gamma-BHC			
beta-BHC			
delta-BHC			
Heptachlor			
Aldrin			
Heptachlor epoxide			
Endosulfan I			
4-4'-DDE			
Dieldrin			
Endrin			
4-4'-DDD			
Endosulfan II			
4-4'-DDP			
Endrin Aldehyde			
Endosulfan Sulfate			
Methoxychlor			
DGC			
Tempone			
Chlordane			
Aroclor-1016 R_f 10.88	.062	.063	1.6
Aroclor-1221 R_f 7.14	.176	.167	5.1
Aroclor-1232 R_f 9.78	.133	.125	6.0
Aroclor-1242 R_f 10.82	.075	.071	5.3
Aroclor-1248 R_f 12.05	.066	.059	10.6
Aroclor-1254 R_f 15.04	.037	.034	8.1
Aroclor-1260 R_f 18.23	.041	.038	7.3

% Difference must be <15 for EPA Methods 608 and 816-846 8080

1254 RR = $\frac{1.0}{29} = .034$



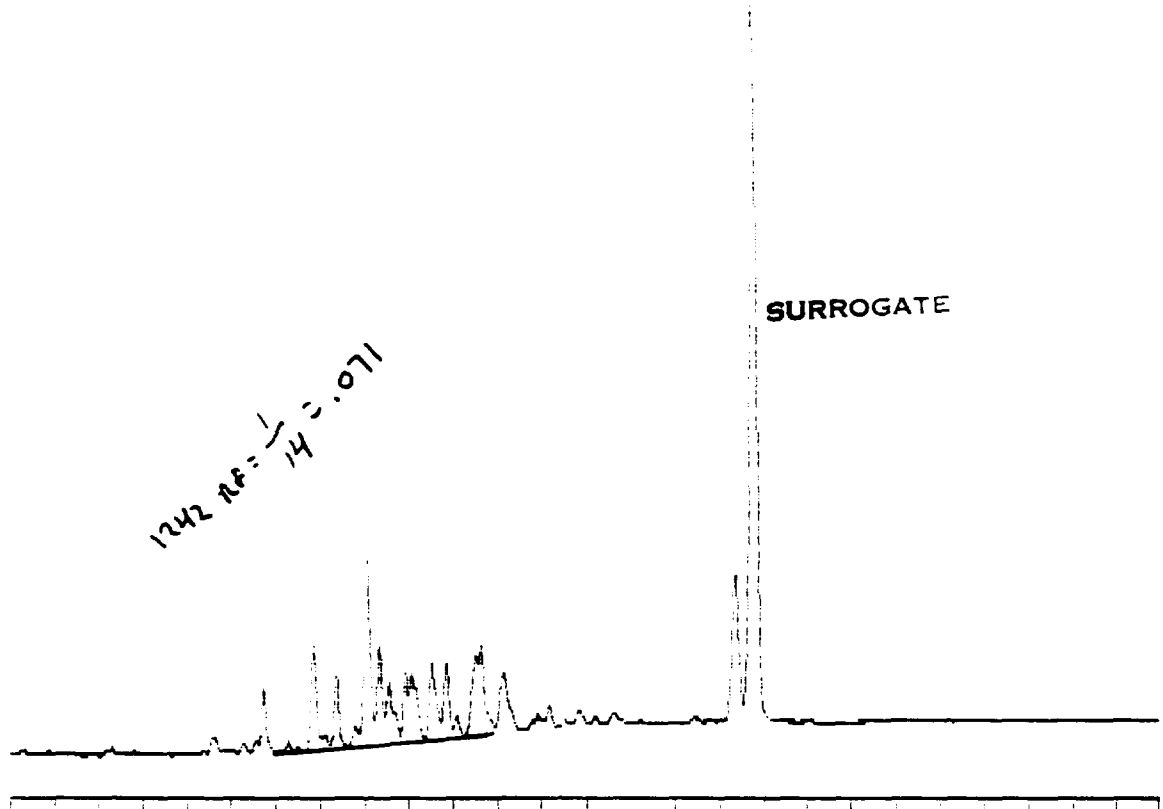
4-30 Min Scale: 10 Mv
 'K1254 Processed: 12-05-1991 19:21:23, segment 2, cycle 2
 Error, duplicate file name = D:LF12.PTS
 RAW DATA SAVED IN FILE D:LG12.PTS

***** EXTERNAL STANDARD TABLE *****
 ***** 12-05-1991 19:22:46 Version 5.1 *****
 * Sample Name: CHK1254 Data File: D:LG12 *
 * Date: 12-05-1991 19:58:48 Method: PCB 12-04-1991 09:01:32 # 23 *
 * Interface: 16 Cycle#: 2 Operator Channel#: 0 Vial#: N.A. *
 * Starting Peak Width: 2 Threshold: 5 Area Threshold: 10 *

 * Instrument Type: TRACOR 540 Column Type: SPB-5 *
 * Solvent Description: *
 * Conditions: pro #2 *
 * Detector 0: Detector 1: FID *
 * Misc. Information: 9 cc/min He *

 Starting Delay: 4.00 Ending retention time: 30.00
 Area reject: 10 One sample per 0.200 sec.
 Amount injected: 1.00 Dilution factor: 1.00
 Sample Weight: 1.00000

PEAK NUM	RET TIME	PEAK NAME	CONCENTRATION in PPM	NORMALIZED CONC	AREA	HEIGHT	AREA/ HEIGHT BL	REF PEAK	% DELTA RET TIME	CONC/AREA
1	8.590		0.0191	0.1471%	191	61	3.1 1			1.0000E-04
2	12.947		0.5008	3.8477%	5008	843	5.9 1			1.0000E-04
	13.533		0.2368	1.8192%	2368	406	5.8 1			1.0000E-04
4	14.660		1.4642	11.2506%	14642	1722	8.5 1			1.0000E-04
5	15.053		0.0577	0.4434%	577	132	4.4 2			1.0000E-04
6	15.210		1.1339	8.7121%	11339	1734	6.5 2			1.0000E-04
7	15.807		0.2338	1.7962%	2338	514	4.5 2			1.0000E-04
8	15.937		0.9046	6.9507%	9046	1213	7.5 2			1.0000E-04

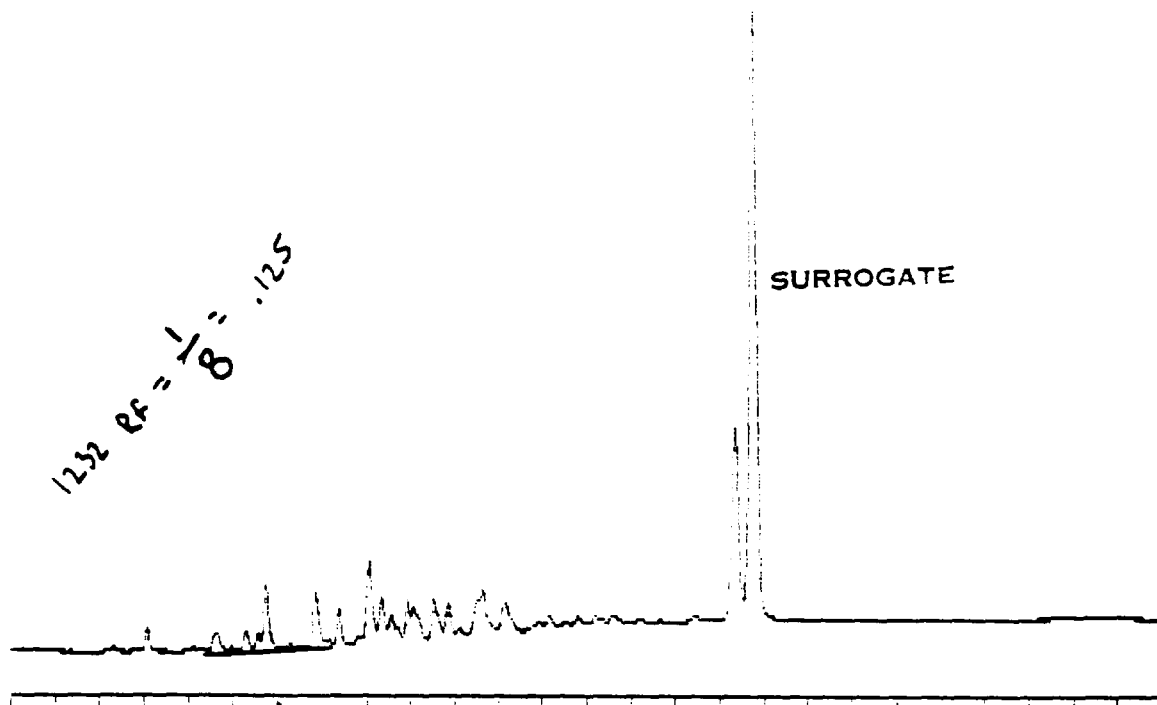


4-30 Min Scale: 10 MV
 CHK1242 Processed: 12-05-1991 20:34:35, segment 4, cycle 4
 Error, duplicate file name = D:LF14.PTS
 RAW DATA SAVED IN FILE D:LG14.PTS

```

***** EXTERNAL STANDARD TABLE *****
***** 12-05-1991 20:35:56 Version 5.1 *****
* Sample Name: CHK1242 Data File: D:LG14 *
* Date: 12-05-1991 22:25:13 Method: PCB 12-04-1991 09:01:32 # 23 *
* Interface: 16 Cycle#: 4 Operator Channel#: 0 Vial#: N.A. *
* Starting Peak Width: 2 Threshold: 5 Area Threshold: 10 *
*****
* Instrument Type: TRACOR 540 Column Type: SPB-5 *
* Solvent Description: *
* Conditions: pro #2 *
* Detector 0: Detector 1: FID *
* Misc. Information: 9 cc/min He *
*****
Starting Delay: 4.00 Ending retention time: 30.00
Area reject: 10 One sample per 0.200 sec.
Amount injected: 1.00 Dilution factor: 1.00
Sample Weight: 1.00000
  
```

PEAK NUM	RET TIME	PEAK NAME	CONCENTRATION in PPM	NORMALIZED CONC	AREA	HEIGHT	AREA/ HEIGHT BL	REF PEAK	% DELTA RET TIME	CONC/AREA
1	9.720		0.3466	4.2365%	3466	583	5.9 1			1.0000E-04
2	10.837		0.8979	10.9760%	8979	1089	8.2 1			1.0000E-04
	11.363		0.4953	6.0547%	4953	786	6.3 1			1.0000E-04
4	11.783		0.0134	0.1643%	134	37	3.7 1			1.0000E-04
5	12.053		1.5929	19.4715%	15929	1850	8.6 2			1.0000E-04
6	12.337		0.5380	6.5757%	5380	847	6.4 2			1.0000E-04
7	12.550		0.1897	2.3189%	1897	350	5.4 2			1.0000E-04
8	12.917		0.2957	3.6139%	2957	535	5.5 2			1.0000E-04



4-30 Min Scale: 10 Mv

CHK1232 Processed: 12-05-1991 21:11:18, segment 5, cycle 5

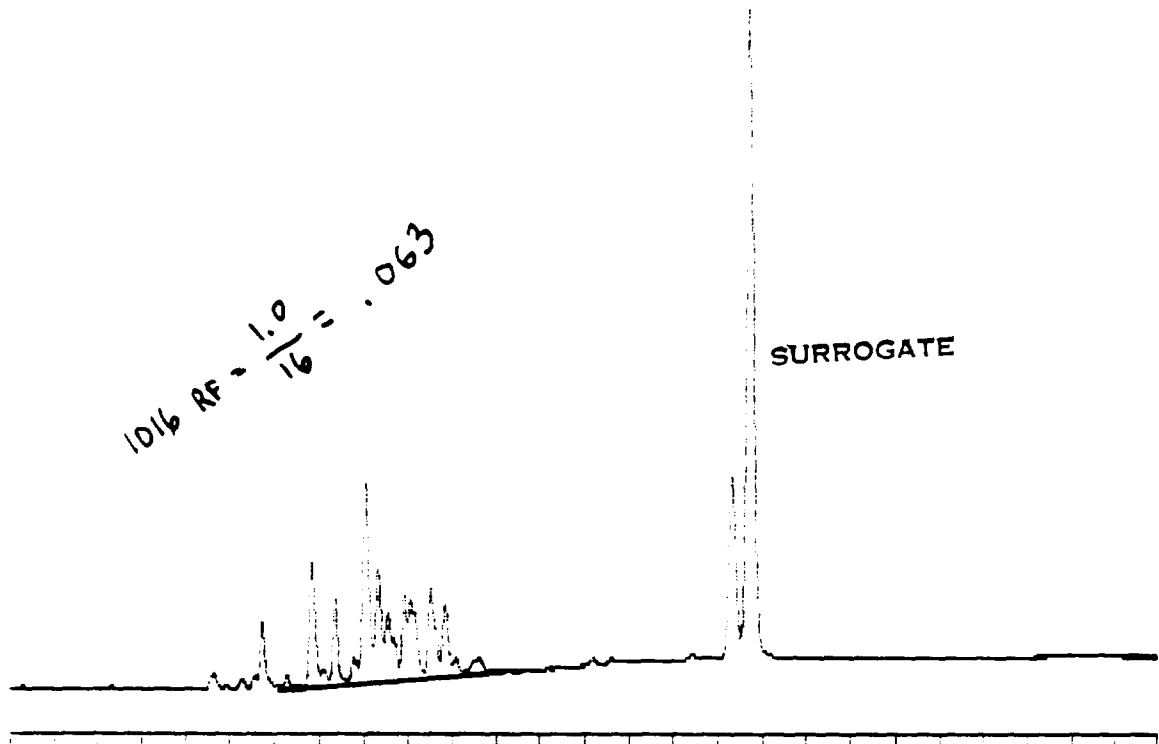
Error, duplicate file name = D:LF15.PTS

RAW DATA SAVED IN FILE D:LG15.PTS

```

***** EXTERNAL STANDARD TABLE *****
***** 12-05-1991 21:12:38 Version 5.1 *****
* Sample Name: CHK1232 Data File: D:LG15 *
* Date: 12-05-1991 23:38:40 Method: PCB 12-04-1991 09:01:32 # 23 *
* Interface: 16 Cycle#: 5 Operator Channel#: 0 Vial#: N.A. *
* Starting Peak Width: 2 Threshold: 5 Area Threshold: 10 *
*****
* Instrument Type: TRACOR 540 Column Type: SPB-5 *
* Solvent Description: *
* Conditions: pro #2 *
* Detector 0: Detector 1: FID *
* Misc. Information: 9 cc/min He *
*****
Starting Delay: 4.00 Ending retention time: 30.00
Area reject: 10 One sample per 0.200 sec.
Amount injected: 1.00 Dilution factor: 1.00
Sample Weight: 1.00000
  
```

PEAK NUM	RET TIME	PEAK NAME	CONCENTRATION in PPM	NORMALIZED CONC	AREA	HEIGHT	AREA/ HEIGHT BL	REF PEAK	% DELTA RET TIME	CONC/AREA
1	7.063		0.0221	0.5766%	221	67	3.3 1			1.0000E-04
2	9.280		0.0155	0.4047%	155	41	3.8 1			1.0000E-04
	9.733		0.3604	9.4044%	3604	585	6.2 1			1.0000E-04
4	10.847		0.0480	1.2529%	480	95	5.1 1			1.0000E-04
5	11.377		0.0353	0.9223%	354	79	4.5 1			1.0000E-04
6	12.067		0.6513	16.9944%	6513	764	8.5 2			1.0000E-04
7	12.350		0.1745	4.5519%	1745	317	5.5 2			1.0000E-04
8	12.930		0.0357	0.9309%	357	83	4.3 1			1.0000E-04



1-30 Min Scale: 10 Mv

K1016 Processed: 12-05-1991 21:48:00, segment 6, cycle 6

Error, duplicate file name = D:LF16.PTS

RAW DATA SAVED IN FILE D:LG16.PTS

***** EXTERNAL STANDARD TABLE *****

***** 12-05-1991 21:49:21 Version 5.1 *****

* Sample Name: CHK1016 Data File: D:LG16 *

* Date: 12-06-1991 00:52:04 Method: PCB 12-04-1991 09:01:32 # 23 *

* Interface: 16 Cycle#: 6 Operator Channel#: 0 Vial#: N.A. *

* Starting Peak Width: 2 Threshold: 5 Area Threshold: 10 *

* Instrument Type: TRACOR 540 Column Type: SPB-5 *

* Solvent Description: *

* Conditions: pro #2 *

* Detector 0: Detector 1: FID *

* Misc. Information: 9 cc/min He *

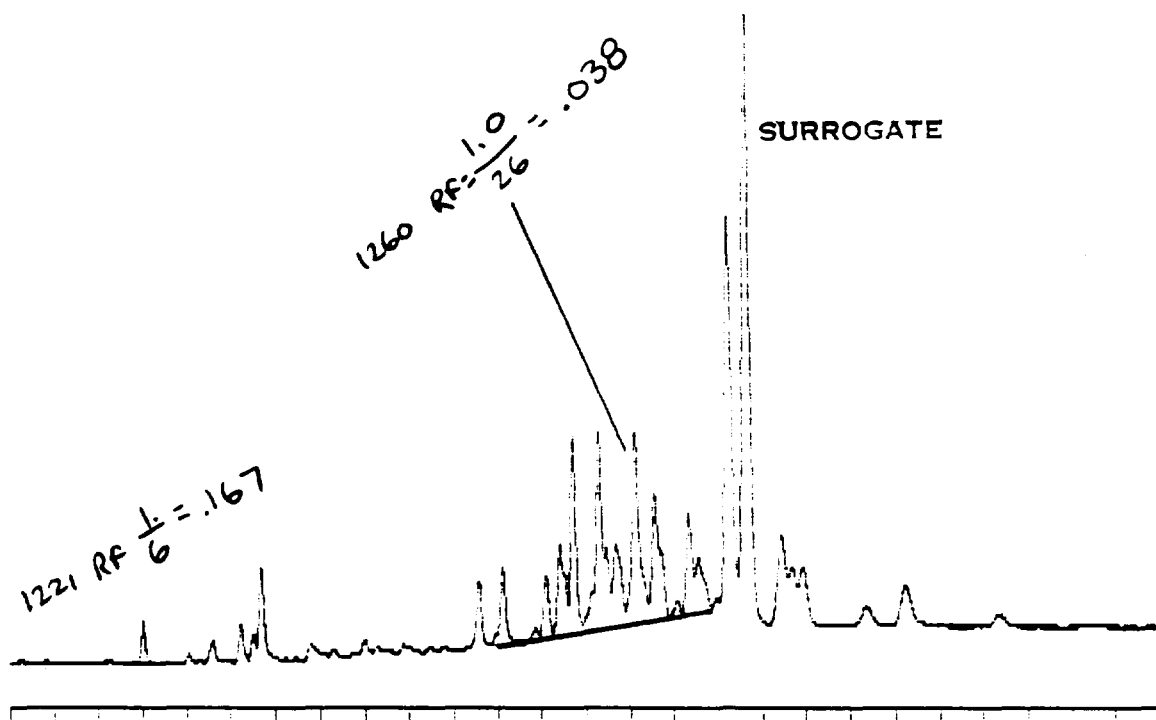
Starting Delay: 4.00 Ending retention time: 30.00

Area reject: 10 One sample per 0.200 sec.

Amount injected: 1.00 Dilution factor: 1.00

Sample Weight: 1.00000

PEAK NUM	RET TIME	PEAK NAME	CONCENTRATION in PPM	NORMALIZED CONC	AREA	HEIGHT	HEIGHT BL	REF PEAK	% DELTA RET TIME	CONC/AREA
1	9.723		0.3680	4.5688%	3680	598	6.2 1			1.0000E-04
	10.840		1.0698	13.2812%	10698	1275	8.4 1			1.0000E-04
	11.367		0.5831	7.2386%	5831	906	6.4 1			1.0000E-04
4	11.787		0.0195	0.2418%	195	45	4.3 1			1.0000E-04
5	12.057		1.7662	21.9264%	17662	1989	8.9 2			1.0000E-04
6	12.340		0.5960	7.3996%	5960	908	6.6 2			1.0000E-04
7	12.553		0.1744	2.1656%	1744	327	5.3 2			1.0000E-04
8	12.920		0.3254	4.0397%	3254	588	5.5 2			1.0000E-04



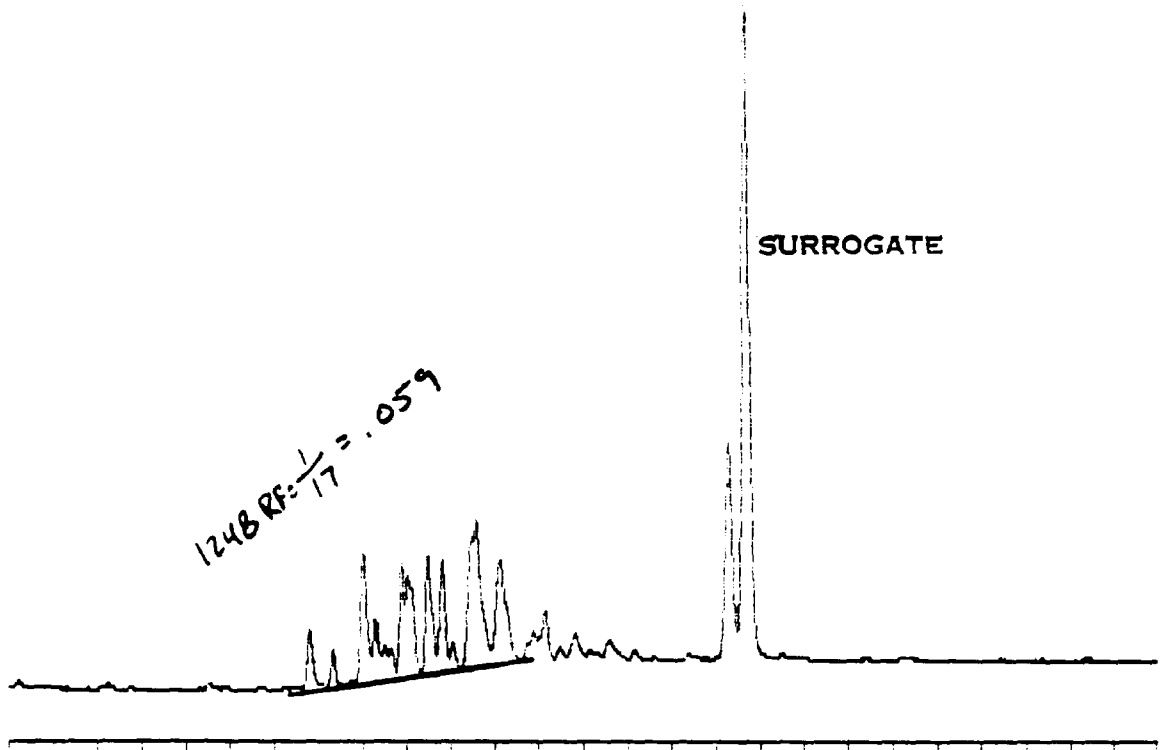
-30 Min Scale: 10 Mv
 CK21,60 Processed: 12-06-1991 11:48:48, segment 2, cycle 2
 Error, duplicate file name = D:LF12.PTS
 Error, duplicate file name = D:LG12.PTS
 RAW DATA SAVED IN FILE D:LH12.PTS

***** EXTERNAL STANDARD TABLE *****
 ***** 12-06-1991 11:50:25 Version 5.1 *****
 * Sample Name: CK21,60 Data File: D:LH12 *
 * Date: 12-06-1991 12:26:29 Method: PCB 12-04-1991 09:01:32 # 23 *
 * Interface: 16 Cycle#: 2 Operator ML Channel#: 0 Vial#: N.A. *
 * Starting Peak Width: 2 Threshold: 5 Area Threshold: 10 *

 * Instrument Type: TRACOR 540 Column Type: SPB-5 *
 * Solvent Description: *
 * Conditions: pro #2 *
 * Detector 0: Detector 1: FID *
 * Misc. Information: 9 cc/min He *

 Starting Delay: 4.00 Ending retention time: 30.00
 Area reject: 10 One sample per 0.200 sec.
 Amount injected: 1.00 Dilution factor: 1.00
 Sample Weight: 1.00000

PEAK	RET	PEAK	CONCENTRATION in	NORMALIZED	AREA	HEIGHT	AREA/ HEIGHT BL	REF	% DELTA	
NUM	TIME	NAME	PPM	CONC				PEAK	RET TIME	CONC/AREA
1	7.017		0.2144	1.7077%	2144	395	5.4 1			1.0000E-04
2	9.227		0.0391	0.3114%	391	92	4.3 1			1.0000E-04
3	9.503		0.0217	0.1727%	217	63	3.5 1			1.0000E-04
4	9.680		0.5534	4.4077%	5534	849	6.5 1			1.0000E-04
5	14.577		0.4131	3.2901%	4131	639	6.5 1			1.0000E-04



30 Min Scale: 10 MV
 CK48 Processed: 12-06-1991 13:02:30, segment 4, cycle 4
 End of sequence file reached at cycle 4
 Error, duplicate file name = D:LF14.PTS
 Error, duplicate file name = D:LG14.PTS
 RAW DATA SAVED IN FILE D:LH14.PTS

***** EXTERNAL STANDARD TABLE *****

***** 12-06-1991 13:03:59 Version 5.1 *****
 * Sample Name: CK48 Data File: D:LH14 *
 * Date: 12-06-1991 14:53:53 Method: PCB 12-04-1991 09:01:32 # 23 *
 * Interface: 16 Cycle#: 4 Operator ML Channel#: 0 Vial#: N.A. *
 * Starting Peak Width: 2 Threshold: 5 Area Threshold: 10 *

 * Instrument Type: TRACOR 540 Column Type: SPB-5 *
 * Solvent Description: *
 * Conditions: pro #2 *
 * Detector 0: Detector 1: FID *
 * Misc. Information: 9 cc/min He *

 Starting Delay: 4.00 Ending retention time: 30.00
 Area reject: 10 One sample per 0.200 sec.
 Amount injected: 1.00 Dilution factor: 1.00
 Sample Weight: 1.00000

PK	RET	PEAK	CONCENTRATION in	NORMALIZED	AREA	HEIGHT	HEIGHT BL	REF	% DELTA	CONC/AREA
NUM	TIME	NAME	PPM	CONC				PEAK	RET TIME	
1	10.793		0.0525	0.6168%	525	106	4.9	1		1.0000E-04
2	11.323		0.0366	0.4297%	366	89	4.1	1		1.0000E-04
3	12.020		1.2130	14.2503%	12130	1292	9.4	2		1.0000E-04
4	12.303		0.2592	3.0452%	2592	422	6.1	2		1.0000E-04

BENNINGTON LANDFILL - LEI
RUN SEQUENCE FOR BENNINGTON - LEI

NO.	SAMPLES	MTD FILE	DATA FILE	DATE TIME
CAL CHK #3				
15*	1254	PCB	LG32	12/7/91 11:32
16*	1242	PCB	LG34	12/7/91 12:47
17*	1016	PCB	LG36	12/7/91 14:01
18*	1232	PCB	LI33	12/7/91 17:16
19*	1221, 1260	PCB	LI31	12/7/91 17:59
20*	1248	PCB	L32	12/7/91 18:36

* = Samples used for Quantitative Analysis.

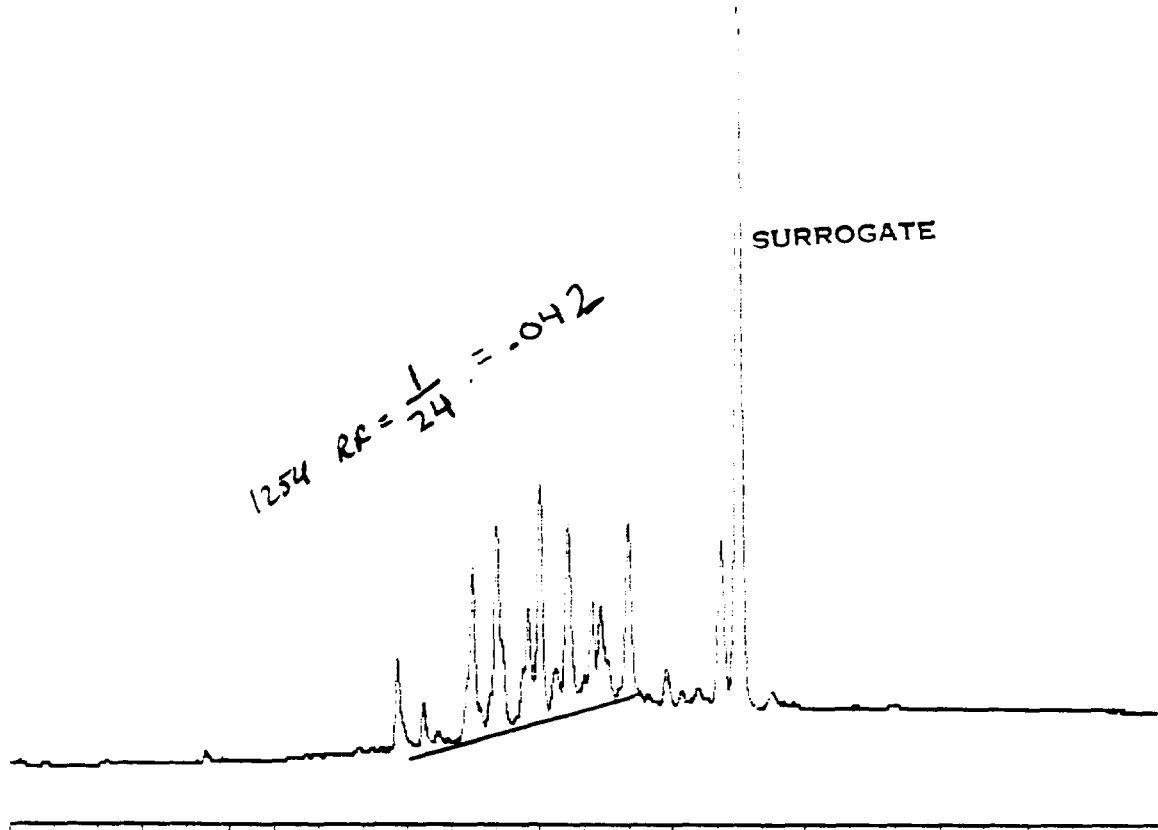
H182:3

PESTICIDE AND PCB DAILY STANDARD CHECK

Calibration Dates: 12/4/91 Check Standard Date: 12/7/91
 Instrument I.D.: GC B Analyst: ML #3

Compound	Calibration Avg. R_T	Check Standard R_T	% Difference
alpha-BHC			
gamma-BHC			
beta-BHC			
delta-BHC			
Heptachlor			
Aldrin			
Heptachlor epoxide			
Endosulfan I			
4-4'-DDE			
Dieldrin			
Endrin			
4-4'-DDD			
Endosulfan II			
4-4'-DDT			
Endrin Aldehyde			
Endosulfan Sulfate			
Methoxychlor			
DGC			
Tomphano-			
Chloro-			
Aroclor-1016 ^{R_T} 10.8	.062	.059	4.8
Aroclor-1221 ^{R_T} 7.14	.176	.182	3.4
Aroclor-1232 ^{R_T} 9.78	.133	.125	6.0
Aroclor-1242 ^{R_T} 10.82	.075	.067	10.6
Aroclor-1248 ^{R_T} 12.05	.066	.061	7.5
Aroclor-1254 ^{R_T} 15.04	.037	.042	13.5
Aroclor-1260 ^{R_T} 18.23	.041	.036	12.2

% Difference must be <15 for EPA Methods 608 and SW-846 8080



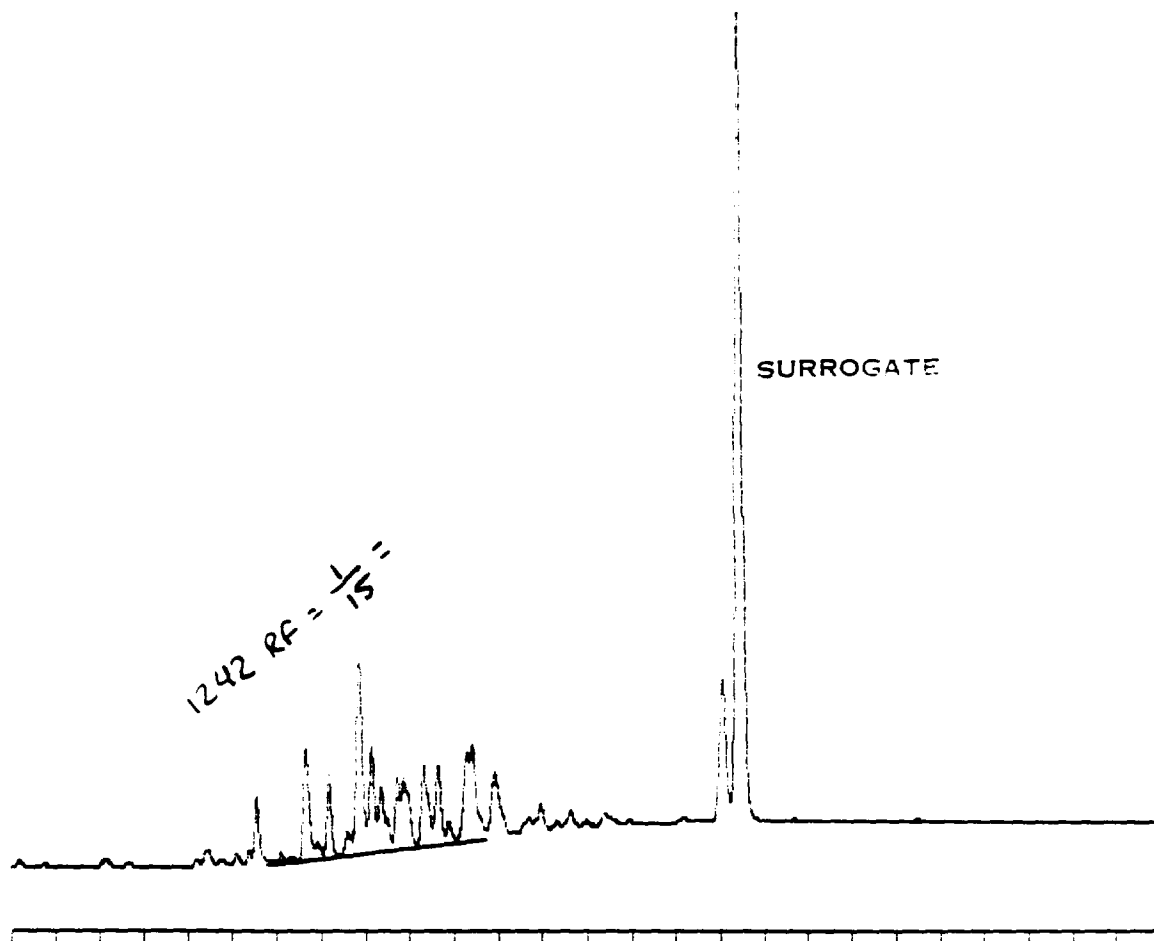
-30 Min Scale: 10 Mv
 ck54 Processed: 12-07-1991 11:30:59, segment 2, cycle 2
 Error, duplicate file name = D:LF32.PTS
 RAW DATA SAVED IN FILE D:LG32.PTS

***** EXTERNAL STANDARD TABLE *****
 ***** 12-07-1991 11:32:26 Version 5.1 *****
 * Sample Name: ck54 Data File: D:LG32 *
 * Date: 12-07-1991 12:09:40 Method: PCB 12-04-1991 09:01:32 # 23 *
 * Interface: 16 Cycle#: 2 Operator ML Channel#: 0 Vial#: N.A. *
 * Starting Peak Width: 2 Threshold: 5 Area Threshold: 10 *

 * Instrument Type: TRACOR 540 Column Type: SPB-5 *
 * Solvent Description: *
 * Conditions: pro #2 *
 * Detector 0: Detector 1: FID *
 * Misc. Information: 9 cc/min He *

 Starting Delay: 4.00 Ending retention time: 30.00
 Area reject: 10 One sample per 0.200 sec.
 Amount injected: 1.00 Dilution factor: 1.00
 Sample Weight: 1.00000

PEAK NUM	RET TIME	PEAK NAME	CONCENTRATION in PPM	NORMALIZED CONC	AREA	HEIGHT	AREA/ HEIGHT BL	REF PEAK	% DELTA RET TIME	CONC/AREA
1	12.790		0.4603	3.7579%	4604	781	5.9 1			1.0000E-04
2	13.373		0.2236	1.8251%	2236	383	5.8 1			1.0000E-04
3	14.493		1.3827	11.2871%	13827	1622	8.5 1			1.0000E-04
4	14.890		0.0533	0.4351%	533	119	4.5 2			1.0000E-04
5	15.043		1.0953	8.9411%	10953	1659	6.6 2			1.0000E-04
6	15.640		0.2121	1.7314%	2121	485	4.4 2			1.0000E-04

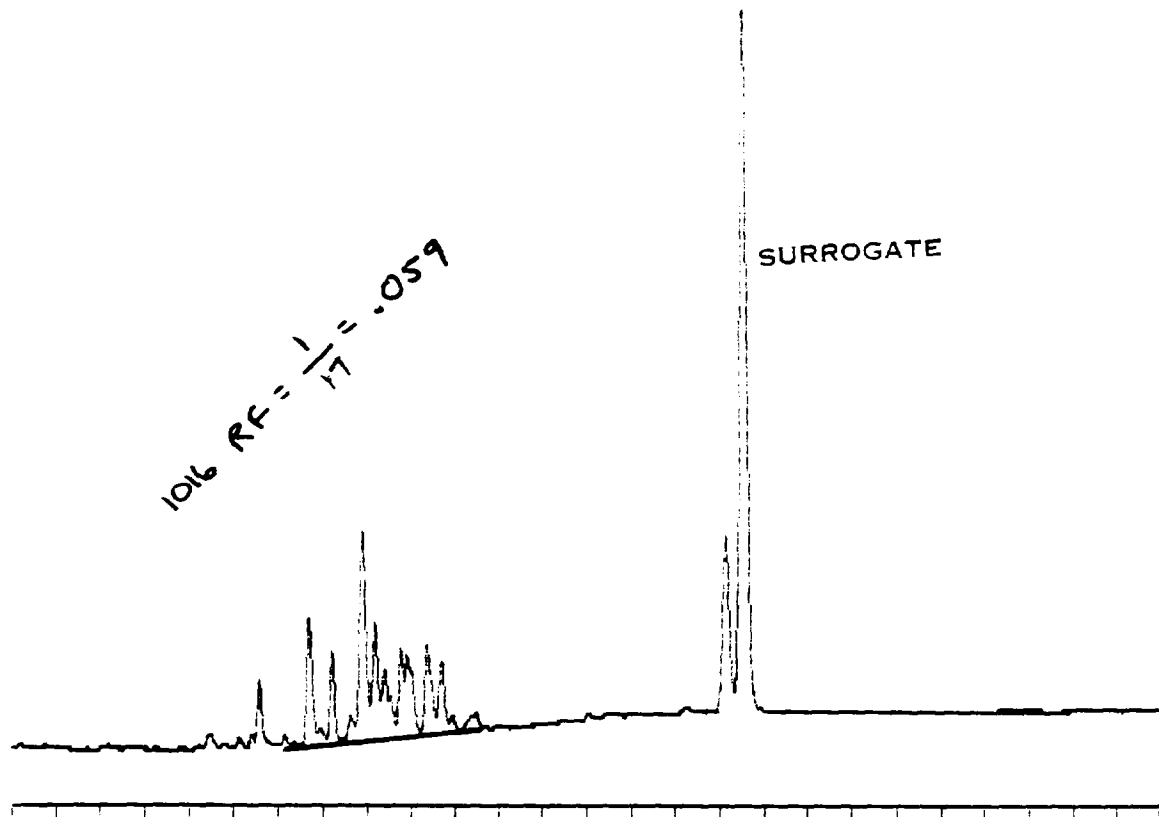


- 30 Min Scale: 10 Mv
 ck42 Processed: 12-07-1991 12:45:38, segment 4, cycle 4
 Error, duplicate file name = D:LF34.PTS
 RAW DATA SAVED IN FILE D:LG34.PTS

```

***** EXTERNAL STANDARD TABLE *****
***** 12-07-1991 12:47:05 Version 5.1 *****
* Sample Name: ck42                               Data File: D:LG34      *
* Date: 12-07-1991 14:38:58 Method: PCB 12-04-1991 09:01:32 # 23      *
* Interface: 16 Cycle#: 4 Operator ML Channel#: 0 Vial#: N.A.         *
* Starting Peak Width: 2 Threshold: 5 Area Threshold: 10              *
*****
* Instrument Type: TRACOR 540 Column Type: SPB-5                       *
* Solvent Description:                                                 *
* Conditions: pro #2                                                  *
* Detector 0:                                                         Detector 1: FID                          *
* Misc. Information: 9 cc/min He                                       *
*****
Starting Delay: 4.00 Ending retention time: 30.00
Area reject: 10 One sample per 0.200 sec.
Amount injected: 1.00 Dilution factor: 1.00
Sample Weight: 1.00000
  
```

PEAK NUM	RET TIME	PEAK NAME	CONCENTRATION in PPM	NORMALIZED CONC	AREA	HEIGHT	AREA/ HEIGHT BL	REF PEAK	% DELTA RET TIME	CONC/AREA
1	9.553		0.3720	4.9365%	3720	610	6.1 1			1.0000E-04
2	10.663		0.9255	12.2820%	9255	1114	8.3 1			1.0000E-04
3	11.187		0.5038	6.6858%	5038	803	6.3 1			1.0000E-04
4	11.600		0.0163	0.2159%	163	50	3.2 1			1.0000E-04
5	11.870		1.6684	22.1403%	16684	1941	8.6 2			1.0000E-04
6	12.153		0.5531	7.3397%	5531	874	6.3 2			1.0000E-04



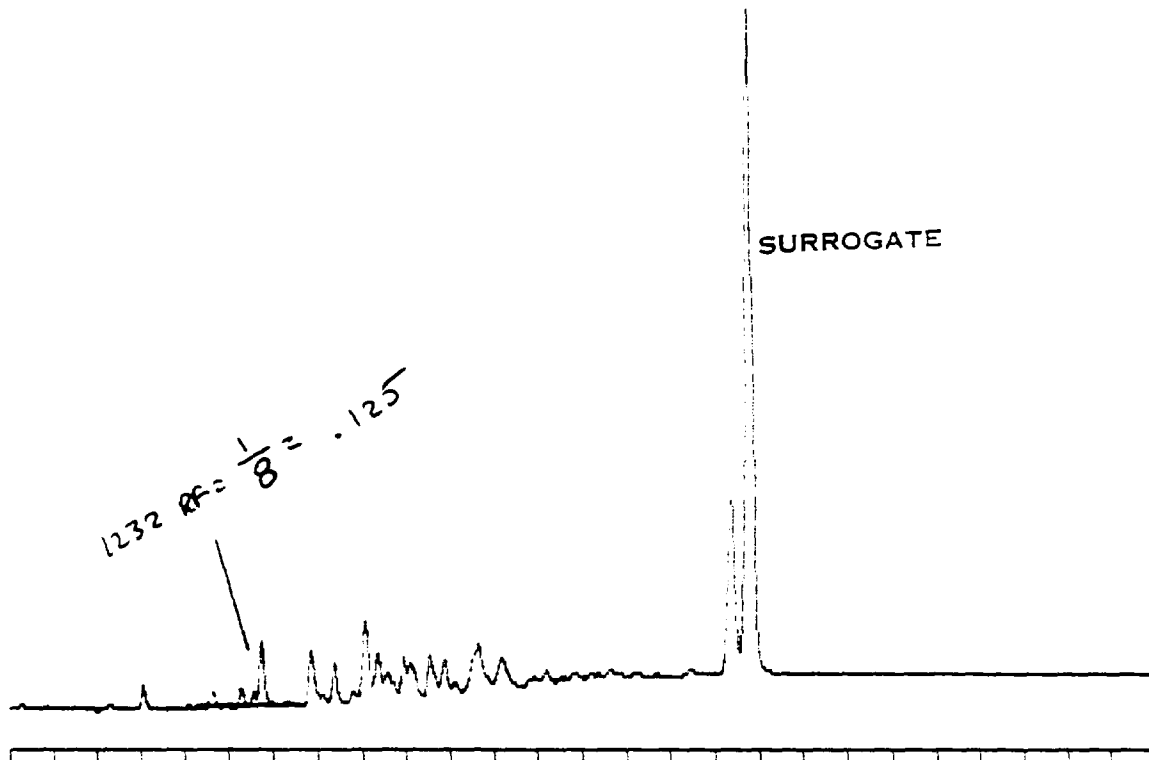
30 Min Scale: 10 Mv
 ck16 Processed: 12-07-1991 13:59:54, segment 6, cycle 6
 End of sequence file reached at cycle 6
 Error, duplicate file name = D:LF36.PTS
 RAW DATA SAVED IN FILE D:LG36.PTS

***** EXTERNAL STANDARD TABLE *****
 ***** 12-07-1991 14:01:21 Version 5.1 *****
 * Sample Name: ck16 Data File: D:LG36 *
 * Date: 12-07-1991 17:07:32 Method: PCB 12-04-1991 09:01:32 # 23 *
 * Interface: 16 Cycle#: 6 Operator ML Channel#: 0 Vial#: N.A. *
 * Starting Peak Width: 2 Threshold: 5 Area Threshold: 10 *

 * Instrument Type: TRACOR 540 Column Type: SPB-5 *
 * Solvent Description: *
 * Conditions: pro #2 *
 * Detector 0: Detector 1: FID *
 * Misc. Information: 9 cc/min He *

 Starting Delay: 4.00 Ending retention time: 30.00
 Area reject: 10 One sample per 0.200 sec.
 Amount injected: 1.00 Dilution factor: 1.00
 Sample Weight: 1.00000

PEAK	RET	PEAK	CONCENTRATION in	NORMALIZED	AREA	HEIGHT	AREA/ HEIGHT BL	REF	% DELTA	CONC/AREA
NUM	TIME	NAME	PPM	CONC				PEAK	RET TIME	
1	9.590		0.3708	4.6008%	3708	603	6.1 1			1.0000E-04
2	10.703		1.0678	13.2491%	10678	1277	8.4 1			1.0000E-04
3	11.230		0.5887	7.3048%	5887	914	6.4 1			1.0000E-04
4	11.653		0.0199	0.2467%	199	44	4.6 1			1.0000E-04
5	11.920		1.8122	22.4854%	18122	2045	8.9 2			1.0000E-04



30 Min Scale: 10 Mv

32 Processed: 12-07-1991 17:14:21, segment 3, cycle 3

End of sequence file reached at cycle 3

Error, duplicate file name = D:LF33.PTS

Error, duplicate file name = D:LG33.PTS

Error, duplicate file name = D:LH33.PTS

RAW DATA SAVED IN FILE D:LI33.PTS

***** EXTERNAL STANDARD TABLE *****

***** 12-07-1991 17:16:02 Version 5.1 *****

* Sample Name: ck32 Data File: D:LI33 *

* Date: 12-07-1991 18:27:47 Method: PCB 12-04-1991 09:01:32 # 23 *

* Interface: 16 Cycle#: 3 Operator ML Channel#: 0 Vial#: N.A. *

* Starting Peak Width: 2 Threshold: 5 Area Threshold: 10 *

* Instrument Type: TRACOR 540 Column Type: SPB-5 *

* Solvent Description: *

* Conditions: pro #2 *

* Detector 0: Detector 1: FID *

* Misc. Information: 9 cc/min He *

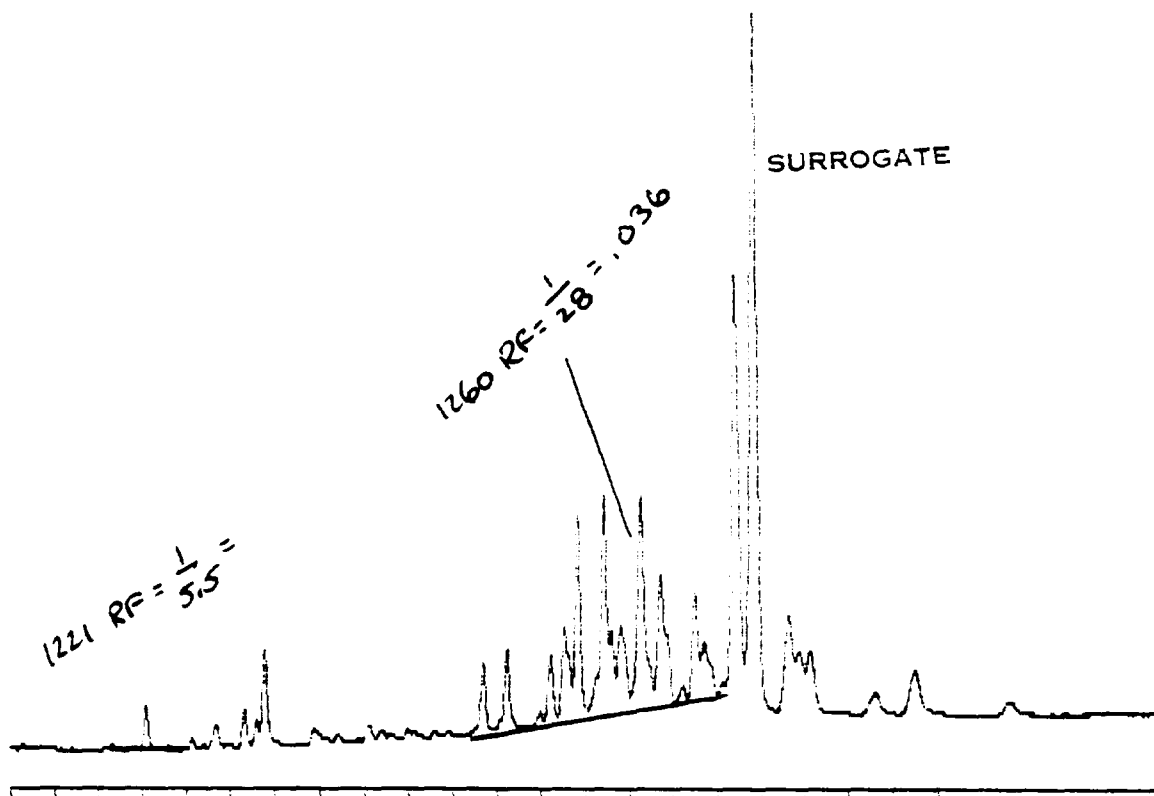
Starting Delay: 4.00 Ending retention time: 30.00

Area reject: 10 One sample per 0.200 sec.

Amount injected: 1.00 Dilution factor: 1.00

Sample Weight: 1.00000

K	RET	PEAK	CONCENTRATION in	NORMALIZED	AREA	HEIGHT	HEIGHT	BL	REF	% DELTA	CONC/AREA
M	TIME	NAME	PPM	CONC					PEAK	RET TIME	
1	7.050		0.0224	0.7455%	224	72	3.1	1			1.0000E-04
2	9.273		0.0159	0.5294%	159	48	3.3	1			1.0000E-04
3	9.733		0.3572	11.9099%	3572	571	6.3	1			1.0000E-04
4	10.850		0.0542	1.8076%	542	99	5.5	1			1.0000E-04



30 Min Scale: 10 Mv
 ck21,60 Processed: 12-07-1991 17:57:56, segment 1, cycle 1
 Error, duplicate file name = D:LF31.PTS
 Error, duplicate file name = D:LG31.PTS
 Error, duplicate file name = D:LH31.PTS
 RAW DATA SAVED IN FILE D:LI31.PTS

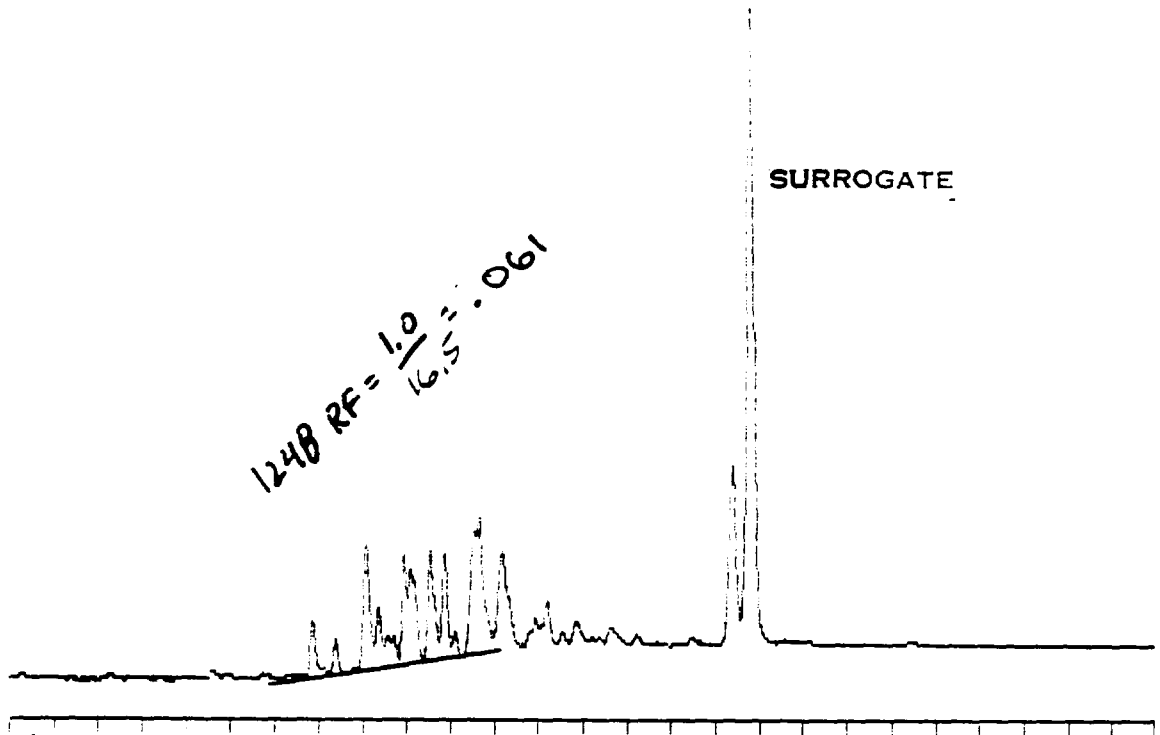
***** EXTERNAL STANDARD TABLE *****

***** 12-07-1991 17:59:44 Version 5.1 *****
 * Sample Name: ck21,60 Data File: D:LI31 *
 * Date: 12-07-1991 17:58:51 Method: PCB 12-04-1991 09:01:32 # 23 *
 * Interface: 16 Cycle#: 1 Operator ML Channel#: 0 Vial#: N.A. *
 * Starting Peak Width: 2 Threshold: 5 Area Threshold: 10 *

 * Instrument Type: TRACOR 540 Column Type: SPB-5 *
 * Solvent Description: *
 * Conditions: pro #2 *
 * Detector 0: Detector 1: FID *
 * Misc. Information: 9 cc/min He *

 Starting Delay: 4.00 Ending retention time: 30.00
 Area reject: 10 One sample per 0.200 sec.
 Amount injected: 1.00 Dilution factor: 1.00
 Sample Weight: 1.00000

PK	RET	PEAK	CONCENTRATION in	NORMALIZED	AREA	HEIGHT	HEIGHT BL	REF	% DELTA	CONC/AREA
NUM	TIME	NAME	PPM	CONC				PEAK	RET TIME	
1	7.083		0.2056	1.4199%	2056	392	5.2	1		1.0000E-04
2	9.313		0.0346	0.2391%	346	79	4.4	1		1.0000E-04
3	9.597		0.0260	0.1793%	260	63	4.2	1		1.0000E-04
4	9.770		0.5916	4.0858%	5916	911	6.5	1		1.0000E-04



30 Min Scale: 10 Mv
 48 Processed: 12-07-1991 18:34:30, segment 2, cycle 2
 End of sequence file reached at cycle 2
 Error, duplicate file name = D:LF32.PTS
 Error, duplicate file name = D:LG32.PTS
 Error, duplicate file name = D:LH32.PTS
 RAW DATA SAVED IN FILE D:LI32.PTS

***** EXTERNAL STANDARD TABLE *****
 ***** 12-07-1991 18:36:15 Version 5.1 *****
 * Sample Name: ck48 Data File: D:LI32 *
 * Date: 12-07-1991 19:12:01 Method: PCB 12-04-1991 09:01:32 # 23 *
 * Interface: 16 Cycle#: 2 Operator ML Channel#: 0 Vial#: N.A. *
 * Starting Peak Width: 2 Threshold: 5 Area Threshold: 10 *

 * Instrument Type: TRACOR 540 Column Type: SPB-5 *
 * Solvent Description: *
 * Conditions: pro #2 *
 * Detector 0: Detector 1: FID *
 * Misc. Information: 9 cc/min He *

 Starting Delay: 4.00 Ending retention time: 30.00
 Area reject: 10 One sample per 0.200 sec.
 Amount injected: 1.00 Dilution factor: 1.00
 Sample Weight: 1.00000

PK	RET	PEAK	CONCENTRATION in	NORMALIZED	AREA	HEIGHT	AREA/ HEIGHT BL	REF	% DELTA	CONC/AREA
NUM	TIME	NAME	PPM	CONC				PEAK	RET TIME	
1	10.857		0.0442	0.5927%	442	100	4.4 1			1.0000E-04
2	11.390		0.0339	0.4548%	339	76	4.5 1			1.0060E-04
3	12.087		1.0539	14.1388%	10539	1196	8.8 1			1.0000E-04
4	12.367		0.0330	0.4424%	330	86	3.9 1			1.0060E-04

BENNINGTON LANDFILL - LFI
RUN SEQUENCE FOR BENNINGTON - LFI

NO.	SAMPLES	MTD FILE	DATA FILE	DATE TIME
CAL CHK #4				
21*	1254	PCB	LGB2	12/8/91 12:45
22*	1242	PCB	LGD4	12/8/91 13:58
23*	1232	PCB	LGE5	12/8/91 14:35
24*	1016	PCB	LFE6	12/8/91 15:11
25*	1221, 1260	PCB	LFE7	12/8/91 15:50
26*	1248	PCB	LFE8	12/8/91 16:26

* = Samples used for Quantitative Analysis.

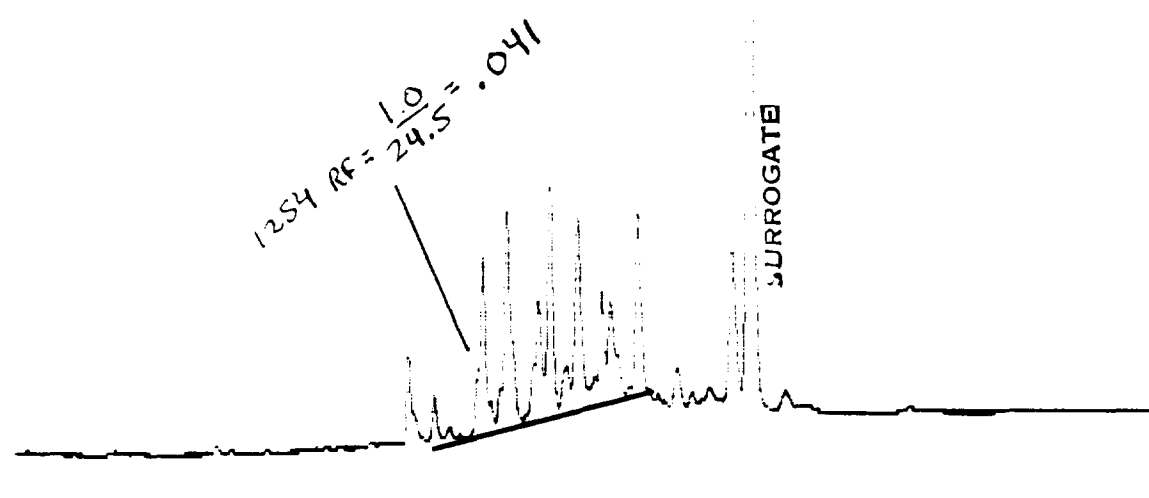
H182:4

PESTICIDE AND PCB DAILY STANDARD CHECK

Calibration Dates: 12/04/91 Check Standard Date: 12/8/91
Instrument I.D.: GC B Analyst: ML #4

Compound	Calibration Avg. RT	Check Standard RT	% Difference
alpha-BHC			
gamma-BHC			
beta-BHC			
delta-BHC			
Heptachlor			
Aldrin			
Heptachlor epoxide			
Endosulfan I			
4-4'-DDE			
Dieldrin			
Endrin			
4-4'-DDD			
Endosulfan II			
4-4'-DDT			
Endrin Aldehyde			
Endosulfan Sulfate			
Methoxychlor			
DBC			
Toxaphene			
Chlordane			
Aroclor-1016 ^{RT} 10.88	.062	.061	1.6
Aroclor-1221 ^{RT} 7.14	.176	.167	5.1
Aroclor-1232 ^{RT} 9.78	.133	.118	11.2
Aroclor-1242 ^{RT} 10.82	.075	.071	5.3
Aroclor-1248 ^{RT} 12.05	.066	.063	4.5
Aroclor-1254 ^{RT} 15.04	.037	.041	10.8
Aroclor-1260 ^{RT} 18.23	.041	.036	12.2

% Difference must be <15 for EPA Methods 608 and SW-846 8080



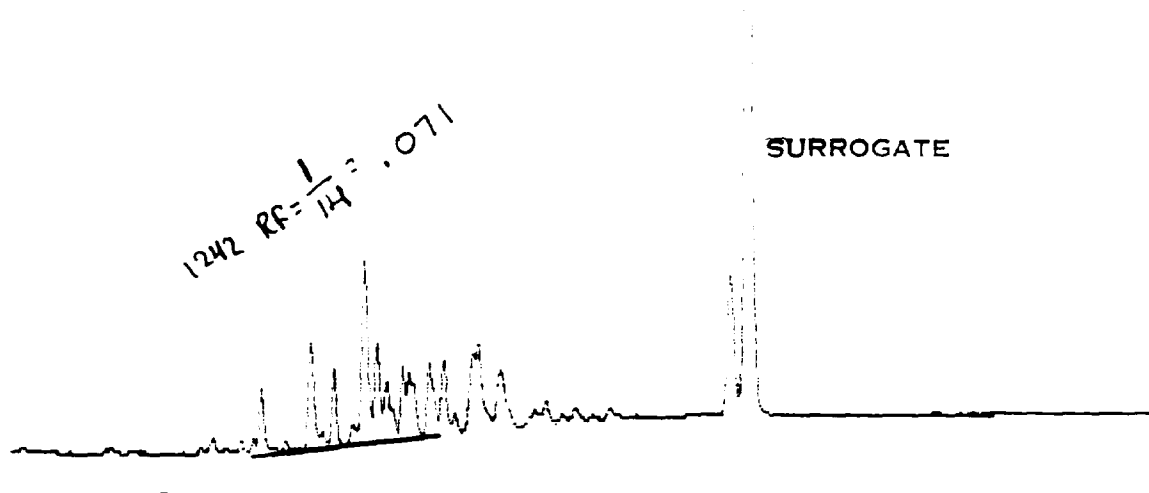
4-30 Min Scale: 10 Mv
 ck54 Processed: 12-08-1991 12:43:51. segment 2, cycle 2
 Error: duplicate file name = D:LFB2.PTS
 RAW DATA SAVED IN FILE D:LGB2.PTS

```

***** EXTERNAL STANDARD TABLE *****
***** 12-08-1991 12:45:21 Version 5.1 *****
* Sample Name: ck54                               Data File: D:LGB2
* Date: 12-08-1991 13:33:56 Method: PCB 12-04-1991 09:01:32 # 23
* Interface: 16 Cycle#: 2 Operator ML Channel#: 0 Vial#: N.A.
* Starting Peak Width: 2 Threshold: 5 Area Threshold: 10
*****
Instrument Type: TRACOR 540 Column Type: SPB-5
* Solvent Description:
* Conditions: pro #2
* Detector 0: Detector 1: FID
* Misc. Information: 9 cc/min He
*****
Starting Delay: 4.00 Ending retention time: 30.00
Area reject: 10 One sample per 0.200 sec.
Amount injected: 1.00 Dilution factor: 1.00
Sample Weight: 1.00000
  
```

PEAK NUM	RET TIME	PEAK NAME	CONCENTRATION in PPM	NORMALIZED CONC	AREA	HEIGHT	AREA/ HEIGHT	REF PEAK	% DELTA RET TIME	CONC/AREA
1	12.917		0.4799	3.7200%	4799	814	5.9 1			1.0000E-04
2	13.507		0.2351	1.8226%	2351	399	5.9 1			1.0000E-04
3	14.633		1.4440	11.1943%	14440	1709	8.5 1			1.0000E-04
4	15.033		0.0555	0.4303%	555	110	5.1 2			1.0000E-04
5	15.183		1.1468	8.8903%	11468	1739	6.6 2			1.0000E-04
6	15.783		0.2290	1.7753%	2290	519	4.4 2			1.0000E-04
7	15.907		0.9403	7.2895%	9403	1233	7.6 2			1.0000E-04
8	16.167		1.9822	15.3664%	19822	2593	7.6 2			1.0000E-04
9	16.523		0.0778	0.6028%	778	68	11.4 1			1.0000E-04
10	16.790		1.6527	12.8120%	16527	1853	8.9 1			1.0000E-04
11	17.343		0.5522	4.2806%	5522	901	6.1 2			1.0000E-04
12	17.543		0.4268	3.3084%	4268	654	6.5 2			1.0000E-04
3	18.177		1.5834	12.2744%	15834	1863	8.5 1			1.0000E-04
14	19.067		0.0446	0.3459%	446	88	5.1 1			1.0000E-04
15	20.323		1.6889	13.0926%	16889	1657	10.2 2			1.0000E-04
16	20.743	DBC	0.3605	2.7945%	91440	8709	10.5 2	16	0	3.9423E-06

TOTAL AMOUNT = 12.8997



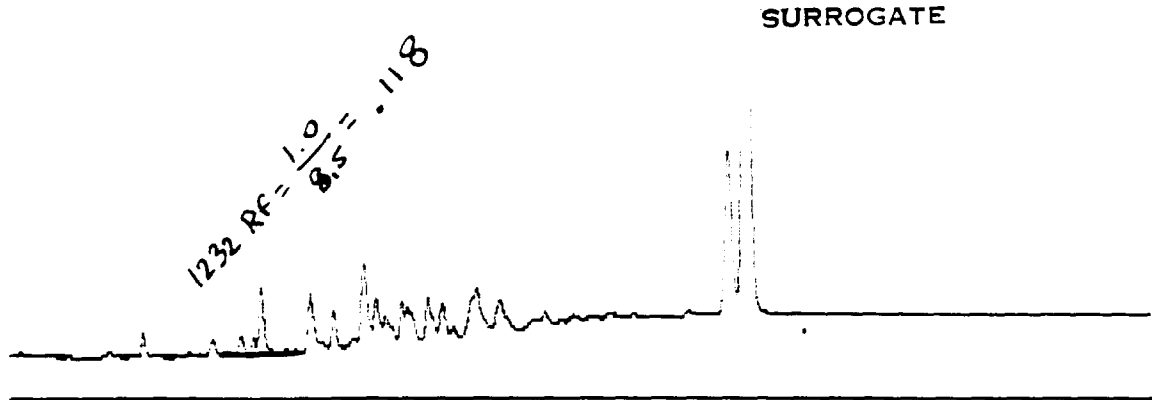
4-30 Min Scale: 10 Mv
 ck42 Processed: 12-08-1991 13:56:48, segment 4, cycle 4
 Error, duplicate file name = D:LGD4.PTS
 RAW DATA SAVED IN FILE D:LGD4.PTS

```

***** EXTERNAL STANDARD TABLE *****
***** 12-08-1991 13:58:19 Version 5.1 *****
* Sample Name: ck42 Data File: D:LGD4 *
* Date: 12-08-1991 15:59:52 Method: PCB 12-04-1991 09:01:32 # 23 *
* Interface: 16 Cycle#: 4 Operator ML Channel#: 0 Vial#: N.A. *
* Starting Peak Width: 2 Threshold: 5 Area Threshold: 10 *
*****
Instrument Type: TRACOR 540 Column Type: SPB-5 *
~ Solvent Description: *
* Conditions: pro #2 *
* Detector 0: Detector 1: FID *
* Misc. Information: 9 cc/min He *
*****
Starting Delay: 4.00 Ending retention time: 30.00
Area reject: 10 One sample per 0.200 sec.
Amount injected: 1.00 Dilution factor: 1.00
Sample Weight: 1.00000
  
```

PEAK NUM	RET TIME	PEAK NAME	CONCENTRATION in PPM	NORMALIZED CONC	AREA	HEIGHT	AREA/ HEIGHT BL	REF PEAK	% DELTA RET TIME	CONC/AREA
1	9.727		0.3389	4.8656%	3389	562	6.0 1			1.0000E-04
2	10.847		0.8968	12.8733%	8968	1075	8.3 1			1.0000E-04
3	11.380		0.5012	7.1942%	5012	781	6.4 1			1.0000E-04
4	12.073		1.5648	22.4635%	15648	1777	8.8 2			1.0000E-04
5	12.357		0.4937	7.0869%	4937	791	6.2 2			1.0000E-04
6	12.573		0.0311	0.4470%	311	87	3.6 1			1.0000E-04
7	12.940		0.2338	3.3557%	2338	461	5.1 1			1.0000E-04
8	13.077		0.0229	0.3287%	229	80	2.8 1			1.0000E-04
9	13.540		0.2631	3.7769%	2631	474	5.5 1			1.0000E-04
10	13.873		0.4675	6.7108%	4675	654	7.1 1			1.0000E-04
11	14.537		0.0909	1.3052%	909	122	7.5 1			1.0000E-04
12	14.657		0.1551	2.2261%	1551	282	5.5 1			1.0000E-04
13	15.170		0.0744	1.0686%	744	95	7.9 1			1.0000E-04
14	20.383		1.4703	21.1067%	14703	1443	10.2 2			1.0000E-04
15	20.803	DBC	0.3616	5.1907%	91744	8706	10.5 2	15	0	3.9413E-06

TOTAL AMOUNT = 6.9660



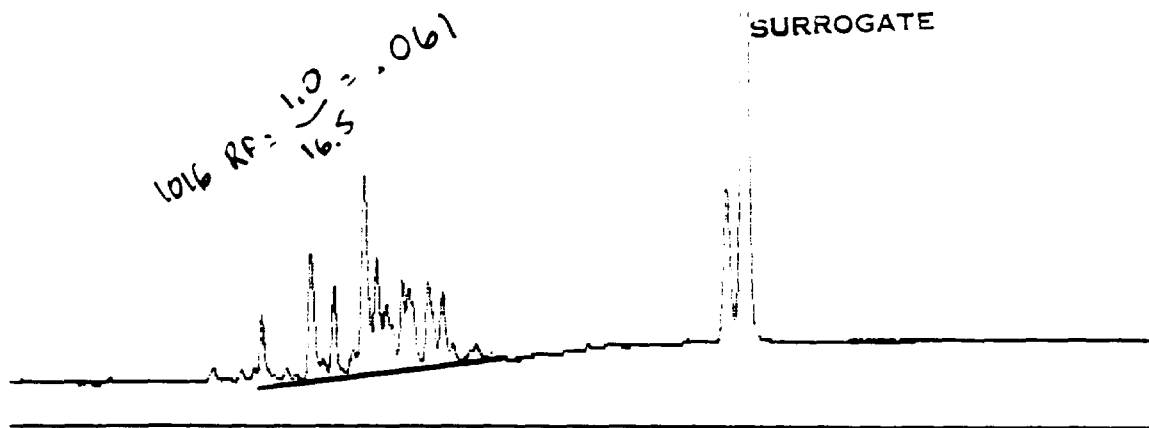
4-30 Min Scale: 10 MV
 ck32 Processed: 12-08-1991 14:33:30, segment 5, cycle 5
 Error, duplicate file name = D:LGE5.PTS
 RAW DATA SAVED IN FILE D:LGE5.PTS

```

***** EXTERNAL STANDARD TABLE *****
***** 12-08-1991 14:35:00 Version 5.1 *****
< Sample Name: ck32                               Data File: D:LGE5
* Date: 12-08-1991 17:13:15 Method: PCB 12-04-1991 09:01:32 # 23
* Interface: 16 Cycle#: 5 Operator ML Channel#: 0 Vial#: N.A.
* Starting Peak Width: 2 Threshold: 5 Area Threshold: 10
*****
Instrument Type: TRACOR 540 Column Type: SPB-5
Solvent Description:
* Conditions: pro #2
* Detector 0: Detector 1: FID
* Misc. Information: 9 cc/min He
*****
Starting Delay: 4.00 Ending retention time: 30.00
Area reject: 10 One sample per 0.200 sec.
Amount injected: 1.00 Dilution factor: 1.00
Sample Weight: 1.00000
  
```

PEAK NUM	RET TIME	PEAK NAME	CONCENTRATION in PPM	NORMALIZED CONC	AREA	HEIGHT	AREA/ HEIGHT BL	REF PEAK	% DELTA RET TIME	CONC/AREA
1	7.060		0.0225	0.6511%	225	67	3.4 1			1.0000E-04
2	9.270		0.0123	0.3560%	123	46	2.7 1			1.0000E-04
3	9.730		0.3654	10.5746%	3654	585	6.2 1			1.0000E-04
4	10.843		0.0529	1.5303%	529	98	5.4 1			1.0000E-04
5	11.370		0.0335	0.9695%	335	79	4.2 1			1.0000E-04
6	12.060		0.6334	18.3319%	6335	740	8.6 1			1.0000E-04
7	12.343		0.0291	0.8410%	291	71	4.1 1			1.0000E-04
8	12.920		0.0338	0.9770%	338	77	4.4 1			1.0000E-04
9	13.510		0.0417	1.2062%	417	103	4.0 1			1.0000E-04
10	13.847		0.0289	0.8358%	289	60	4.8 1			1.0000E-04
11	14.627		0.0874	2.5296%	874	55	16.0 1			1.0000E-04
12	20.313		1.7677	51.1575%	17677	1713	10.3 2			1.0000E-04
13	20.727	DBC	0.3469	10.0394%	87687	8273	10.6 2	13	0	3.9562E-06

TOTAL AMOUNT = 3.4554



4-30 Min Scale: 10 Mv
 ck16 Processed: 12-08-1991 15:10:10, segment 6, cycle 6
 RAW DATA SAVED IN FILE D:LFE6.PTS

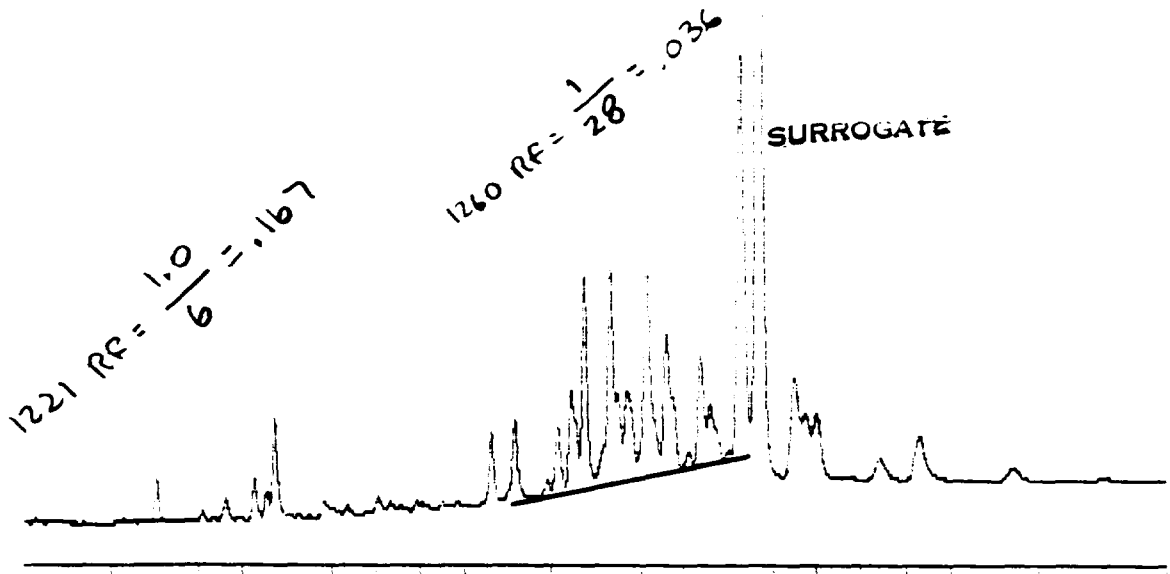
***** EXTERNAL STANDARD TABLE *****
 ***** 12-08-1991 15:11:31 Version 5.1 *****
 * Sample Name: ck16 Data File: D:LFE6 *
 * Date: 12-08-1991 18:26:37 Method: PCB 12-04-1991 09:01:32 # 23 *
 * Interface: 16 Cycle#: 6 Operator ML Channel#: 0 Vial#: N.A. *
 * Starting Peak Width: 2 Threshold: 5 Area Threshold: 10 *

 Instrument Type: TRACOR 540 Column Type: SPB-5 *
 * Solvent Description: *
 * Conditions: pro #2 *
 * Detector 0: Detector 1: FID *
 * Misc. Information: 9 cc/min He *

 Starting Delay: 4.00 Ending retention time: 30.00
 Area reject: 10 One sample per 0.200 sec.
 Amount injected: 1.00 Dilution factor: 1.00
 Sample Weight: 1.00000

PEAK NUM	RET TIME	PEAK NAME	CONCENTRATION in PPM	NORMALIZED CONC	AREA	HEIGHT	AREA/ HEIGHT BL	REF PEAK	% DELTA RET TIME	CONC/AREA
1	9.703		0.3724	4.8922%	3724	583	6.4 1			1.0000E-04
2	10.813		1.0636	13.9733%	10636	1257	8.5 1			1.0000E-04
3	11.343		0.5766	7.5748%	5766	889	6.5 1			1.0000E-04
4	11.770		0.0109	0.1432%	109	29	3.7 1			1.0000E-04
5	12.037		1.7071	22.4284%	17071	1873	9.1 2			1.0000E-04
6	12.320		0.5674	7.4541%	5674	845	6.7 2			1.0000E-04
7	12.533		0.1311	1.7223%	1311	255	5.1 2			1.0000E-04
8	12.897		0.3115	4.0932%	3115	559	5.6 2			1.0000E-04
9	13.033		0.1015	1.3340%	1015	220	4.6 2			1.0000E-04
10	13.490		0.3497	4.5944%	3497	578	6.0 1			1.0000E-04
11	13.827		0.4094	5.3785%	4094	568	7.2 1			1.0000E-04
12	20.280		1.6647	21.8708%	16647	1616	10.3 2			1.0000E-04
13	20.697	DBC	0.3456	4.5408%	87331	8214	10.6 2	13	0	3.9576E-06

TOTAL AMOUNT = 7.6114



4-30 Min Scale: 10 MV
 ck21,60 Processed: 12-08-1991 15:48:57, segment 7, cycle 7
 RAW DATA SAVED IN FILE D:LFE7.PTS

***** EXTERNAL STANDARD TABLE *****

***** 12-08-1991 15:50:33 Version 5.1 *****
 * Sample Name: ck21,60 Data File: D:LFE7 *
 * Date: 12-08-1991 19:44:11 Method: PCB 12-04-1991 09:01:32 # 23 *
 * Interface: 16 Cycle#: 7 Operator ML Channel#: 0 Vial#: N.A. *
 * Starting Peak Width: 2 Threshold: 5 Area Threshold: 10 *

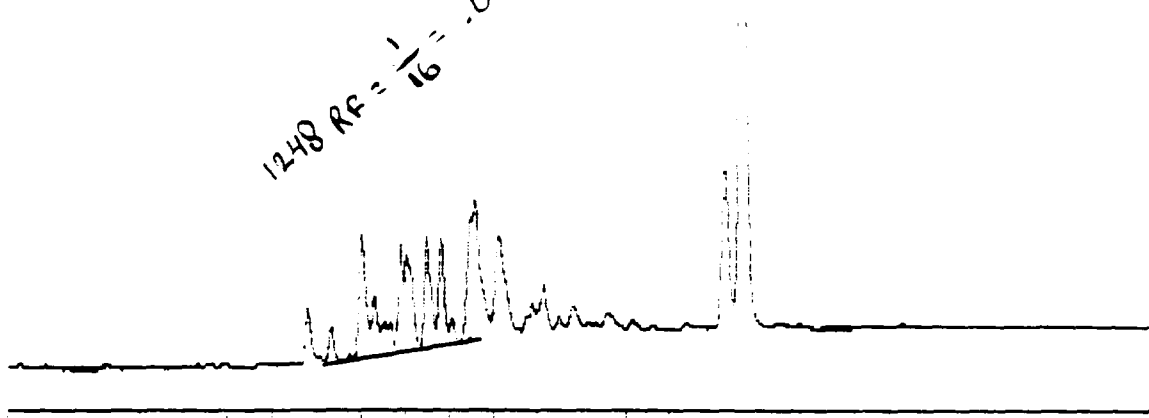
 Instrument Type: TRACOR 540 Column Type: SPB-5 *
 Solvent Description: *
 * Conditions: pro #2 *
 * Detector 0: Detector 1: FID *
 * Misc. Information: 9 cc/min He *

 Starting Delay: 4.00 Ending retention time: 30.00
 Area reject: 10 One sample per 0.200 sec.
 Amount injected: 1.00 Dilution factor: 1.00
 Sample Weight: 1.00000

PEAK NUM	RET TIME	PEAK NAME	CONCENTRATION in PPM	NORMALIZED CONC	AREA	HEIGHT	AREA/ HEIGHT BL	REF PEAK	% DELTA RET TIME	CONC/AREA
1	7.033		0.2373	1.5734%	2373	424	5.6 1			1.0000E-04
2	9.257		0.0404	0.2681%	404	97	4.2 1			1.0000E-04
3	9.530		0.0240	0.1592%	240	74	3.2 1			1.0000E-04
4	9.710		0.5933	3.9328%	5933	898	6.6 1			1.0000E-04
5	14.623		0.4495	2.9795%	4495	686	6.6 1			1.0000E-04
6	15.163		0.5048	3.3466%	5048	734	6.9 1			1.0000E-04
7	16.137		0.4557	3.0209%	4557	633	7.2 1			1.0000E-04
8	16.437		0.3201	2.1217%	3201	586	5.5 1			1.0000E-04
9	16.737		1.4356	9.5165%	14356	2061	7.0 1			1.0000E-04
10	17.163		0.0810	0.5371%	810	189	4.3 2			1.0000E-04
11	17.327		1.6564	10.9803%	16564	2101	7.9 2			1.0000E-04
12	17.497		0.3139	2.0810%	3139	585	5.4 2			1.0000E-04
3	17.713		0.0513	0.3402%	513	83	6.2 1			1.0000E-04
13	18.157		1.6056	10.6439%	16056	1860	8.6 1			1.0000E-04
15	18.607		0.6694	4.4376%	6694	966	6.9 1			1.0000E-04
16	19.387		0.6785	4.4979%	6785	905	7.5 1			1.0000E-04
17	19.597		0.0225	0.1491%	225	53	4.3 1			1.0000E-04
18	20.290		4.9048	32.5147%	49048	4468	11.0 2			1.0000E-04
19	20.710	DBC	0.3561	2.3608%	90235	8304	10.9 2	19	0	3.9467E-06
20	21.507		0.6199	4.1097%	6199	641	9.7 1			1.0000E-04

SURROGATE

1248 RF = 1/16 = .063



4-30 Min Scale: 10 MV
ck48 Processed: 12-08-1991 16:25:35, segment 8, cycle 8
End of sequence file reached at cycle 8
RAW DATA SAVED IN FILE D:LFE8.PTS

```

***** EXTERNAL STANDARD TABLE *****
***** 12-08-1991 16:26:56 Version 5.1 *****
* Sample Name: ck48 Data File: D:LFE8 *
* Date: 12-08-1991 20:57:28 Method: PCB 12-04-1991 09:01:32 # 23 *
* Interface: 16 Cycle#: 8 Operator ML Channel#: 0 Vial#: N.A. *
* Starting Peak Width: 2 Threshold: 5 Area Threshold: 10 *
*****
Instrument Type: TRACOR 540 Column Type: 3PB-5 *
* Solvent Description: *
* Conditions: pro #2 *
* Detector 0: Detector 1: FID *
* Misc. Information: 9 cc/min He *
*****
Starting Delay: 4.00 Ending retention time: 30.00
Area reject: 10 One sample per 0.200 sec.
Amount injected: 1.00 Dilution factor: 1.00
Sample Weight: 1.00000

```

PEAK NUM	RET TIME	PEAK NAME	CONCENTRATION in PPM	NORMALIZED CONC	AREA	HEIGHT	HEIGHT BL	REF PEAK	% DELTA RET TIME	CONC/AREA	
1	10.807		0.3907	4.8450%	3907	522	7.5	1		1.0000E-04	
2	11.340		0.0347	0.4305%	347	74	4.7	1		1.0000E-04	
3	12.040		1.1414	14.1536%	11414	1190	9.6	2		1.0000E-04	
4	12.313		0.2453	3.0418%	2453	400	6.1	2		1.0000E-04	
5	12.897		0.3866	4.7933%	3866	708	5.5	2		1.0000E-04	
6	13.040		0.0427	0.5289%	427	92	4.6	2		1.0000E-04	
7	13.490		1.0433	12.9362%	10433	1120	9.3	2		1.0000E-04	
8	13.823		0.7657	9.4943%	7657	986	7.8	2		1.0000E-04	
9	14.507		0.7351	9.1153%	7351	1019	7.2	2		1.0000E-04	
10	14.607		0.8521	10.5654%	8521	1094	7.8	2		1.0000E-04	
11	15.147		0.1422	1.7626%	1422	187	7.6	1		1.0000E-04	
12	16.153		0.1877	2.3277%	1877	306	6.1	1		1.0000E-04	
13	20.290		1.7620	21.8476%	17620	1672	10.5	2		1.0000E-04	
14	20.700	DBC	0.3353	4.1578%	84484	7899	10.7	2	14	0	3.9690E-06

TOTAL AMOUNT = 8.0647

BENNINGTON LANDFILL - LEI
DAILY ANALYSIS SEQUENCE

No.	SAMPLE	MTD FILE	DATA FILE	DATE TIME	DILUTIONS & COMMENTS
CAL CHK #5					
27*	1254	PCB	LIB 2	12/9/91 9:01	
28*	1248	PCB	LIC3	12/9/91 9:37	
29*	1242	PCB	LID4	12/9/91 10:14	
30*	1232	PCB	LIE5	12/9/91 10:51	
31*	1016	PCB	LHE6	12/9/91 11:27	
32*	1221, 1260	PCB	LHE7	12/9/91 12:30	
33	PE0018783	PCB	LAST RUN	12/9/91 16:22:35	
34	MTDBLK H ₂ O 12/3	PCB	RE11	12/10/91 01:39:09	
35	MTD BLK SOIL 12/3	PCB	RE12	12/10/91 02:15:19	
36	SW-8	PCB	RE13	12/10/91 02:54:13	
37	SW-9	PCB	RE14	12/10/91 03:29:20	
38	FB-1203	PCB	RE15	12/10/91 04:07:45	

* = Samples used for Quantitative Analysis.

H182:5

59

BENNINGTON LANDFILL - LFI
DAILY ANALYSIS SEQUENCE (CONTINUED)

No.	SAMPLE	MTD FILE	DATA FILE	DATE TIME	DILUTIONS & COMMENTS
CAL CHK #5 (CONTINUED)					
39	SD-9	PCB	RE16	12/10/91 04:44:28	
40	SD-8	PCB	RE17	12/10/91 05:21:10	
41	SD-6	PCB	RE18	12/10/91 05:57:57	
42	SD-7	PCB	RE19	12/10/91 06:33:17	
43	SD-36	PCB	RE110	12/10/91 07:11:34	
44	SW-6	PCB	RE111	12/10/91 07:48:15	
45	SD-7	PCB	RE112	12/10/91 08:23:06	
46	SD-7D	PCB	RE113	12/10/91 08:59:27	
47	MTD BLK H ₂ O 12/4	PCB	RE114	12/10/91 09:35:53	
48	MTD BLK SOIL 12/4	PCB	RE115	12/10/91 10:30:25	
49	SW-10	PCB	RE116	12/10/91 10:459:07	
50	SW-14	PCB	RE117	12/10/91 11:25:41	

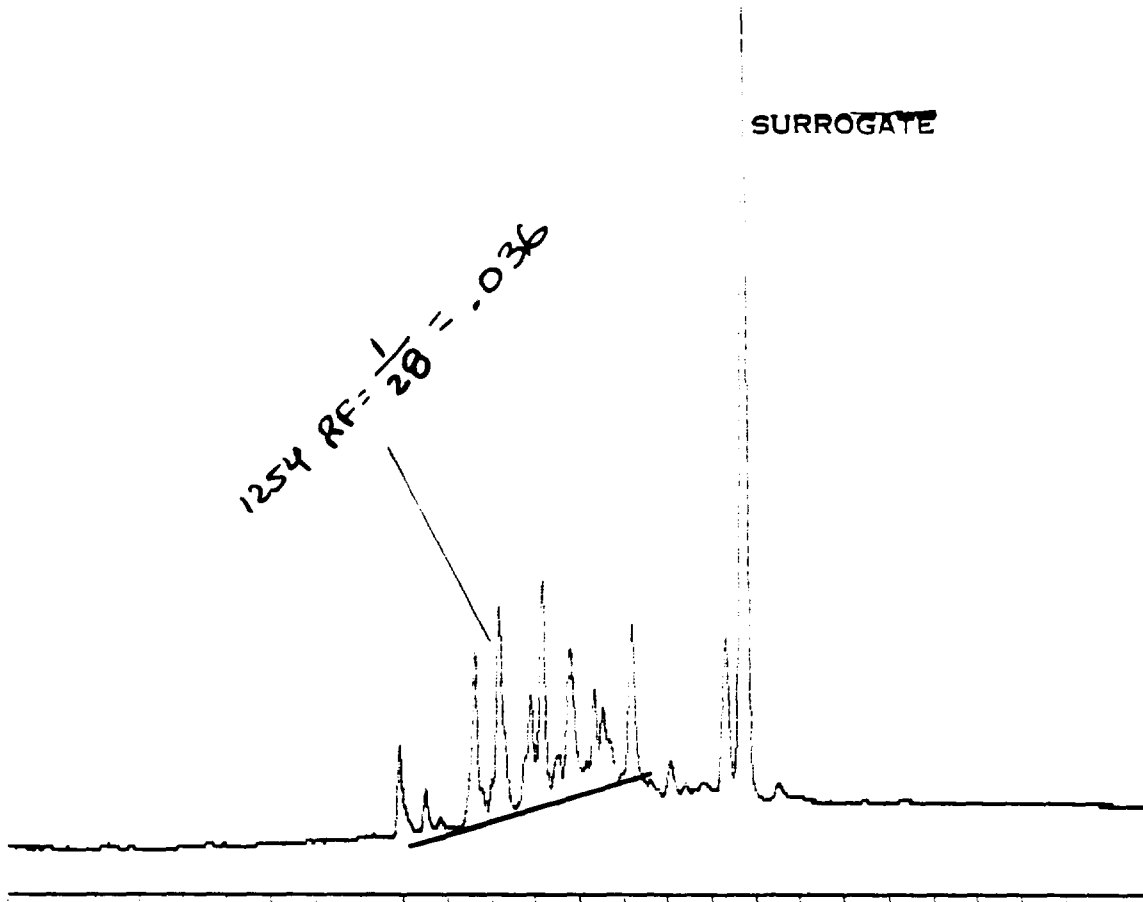
* = Samples used for Quantitative Analysis.

PESTICIDE AND PCB DAILY STANDARD CHECK

Calibration Dates: 12/04/91 Check Standard Date: 12/9/91
Instrument I.D.: GC B Analyst: ML #5

Compound	Calibration Avg. r_t	Check Standard r_t	% Difference
alpha-BHC			
gamma-BHC			
beta-BHC			
delta-BHC			
Heptachlor			
Aldrin			
Heptachlor epoxide			
Endosulfan I			
4-4'-DDE			
Dieldrin			
Endrin			
4-4'-DDD			
Endosulfan II			
4-4'-DDT			
Endrin Aldehyde			
Endosulfan Sulfate			
Methoxychlor			
DBC			
Tomphane			
Chlordane			
Aroclor-1016 ^{Rt} 10.88	.062	.067	8.1
Aroclor-1221 ^{Rt} 7.14	.176	.167	5.1
Aroclor-1232 ^{Rt} 9.78	.133	.125	6.0
Aroclor-1242 ^{Rt} 10.82	.075	.077	2.6
Aroclor-1248 ^{Rt} 12.05	.066	.059	10.6
Aroclor-1254 ^{Rt} 15.04	.037	.036	2.7
Aroclor-1260 ^{Rt} 18.23	.041	.043	4.8

% Difference must be <15 for EPA Methods 608 and 81-046 8080



4-30 Min Scale: 10 MV
 CK54 Processed: 12-09-1991 08:59:12, segment 2, cycle 2
 Error, duplicate file name = D:LFB2.PTS
 Error, duplicate file name = D:LGB2.PTS
 Error, duplicate file name = D:LHB2.PTS
 RAW DATA SAVED IN FILE D:LIB2.PTS

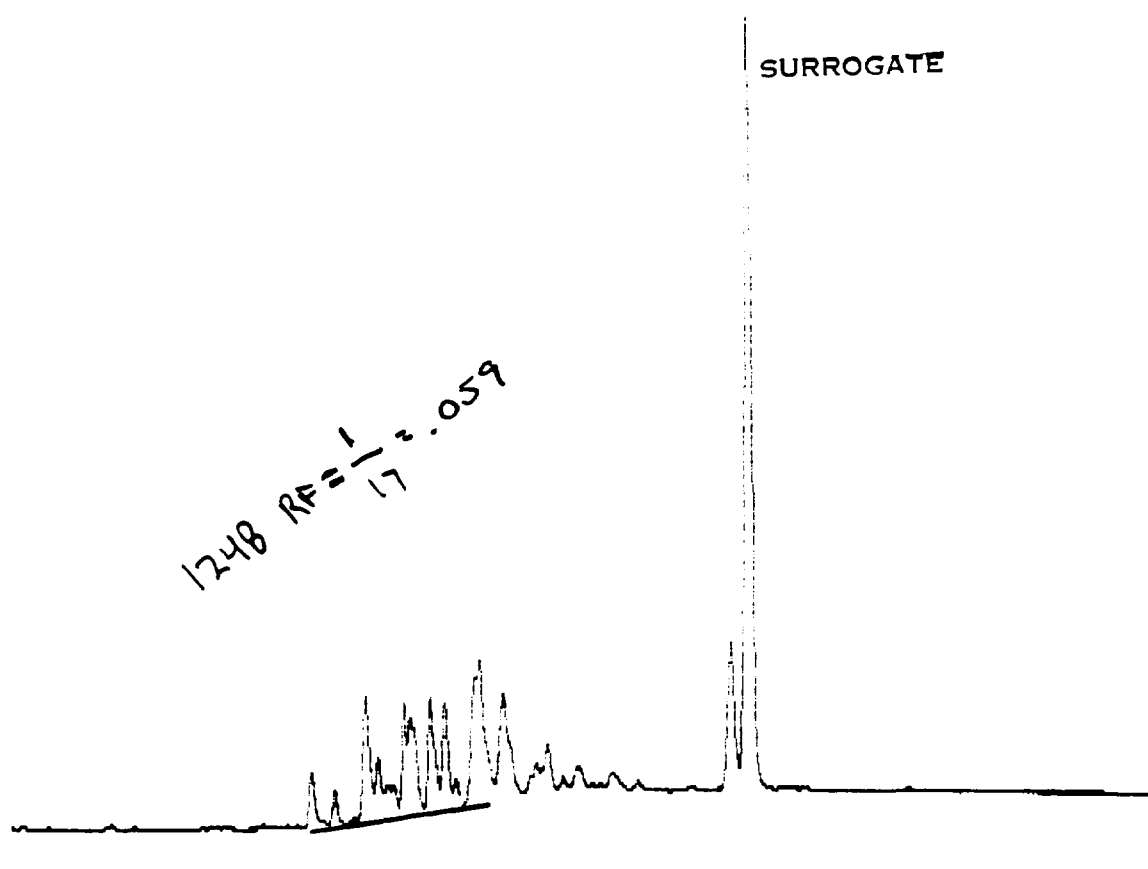
***** EXTERNAL STANDARD TABLE *****

***** 12-09-1991 09:01:04 Version 5.1 *****
 * Sample Name: CK54 Data File: D:LIB2 *
 * Date: 12-09-1991 09:36:47 Method: PCB 12-04-1991 09:01:32 # 23 *
 * Interface: 16 Cycle#: 2 Operator ML Channel#: 0 Vial#: N.A. *
 * Starting Peak Width: 2 Threshold: 5 Area Threshold: 10 *

 * Instrument Type: TRACOR 540 Column Type: SPB-5 *
 * Solvent Description: *
 * Conditions: pro #2 *
 * Detector 0: Detector 1: FID *
 * Misc. Information: 9 cc/min He *

 Starting Delay: 4.00 Ending retention time: 30.00
 Area reject: 10 One sample per 0.200 sec.
 Amount injected: 1.00 Dilution factor: 1.00
 Sample Weight: 1.00000

RET TIME	PEAK NAME	CONCENTRATION in PPM	NORMALIZED CONC	AREA	HEIGHT	AREA/ HEIGHT BL	REF PEAK	% DELTA RET TIME	CONC/AREA
910		0.4724	4.0778%	4724	782	6.0 1			1.0000E-04
		0.2169	1.8723%	2169	365	5.9 1			1.0000E-04
		1.3419	11.5825%	13419	1652	8.1 1			1.0000E-04
		0.0418	0.3607%	418	85	4.9 2			1.0000E-04



4-30 Min Scale: 10 Mv

CK48 Processed: 12-09-1991 09:35:56, segment 3, cycle 3

Error, duplicate file name = D:LFC3.PTS

Error, duplicate file name = D:LGC3.PTS

Error, duplicate file name = D:LHC3.PTS

RAW DATA SAVED IN FILE D:LIC3.PTS

***** EXTERNAL STANDARD TABLE *****

***** 12-09-1991 09:37:48 Version 5.1 *****

* Sample Name: CK48 Data File: D:LIC3 *

* Date: 12-09-1991 10:50:16 Method: PCB 12-04-1991 09:01:32 # 23 *

* Interface: 16 Cycle#: 3 Operator ML Channel#: 0 Vial#: N.A. *

* Starting Peak Width: 2 Threshold: 5 Area Threshold: 10 *

* Instrument Type: TRACOR 540 Column Type: SPB-5 *

* Solvent Description: *

* Conditions: pro #2 *

* Detector 0: Detector 1: FID *

* Misc. Information: 9 cc/min He *

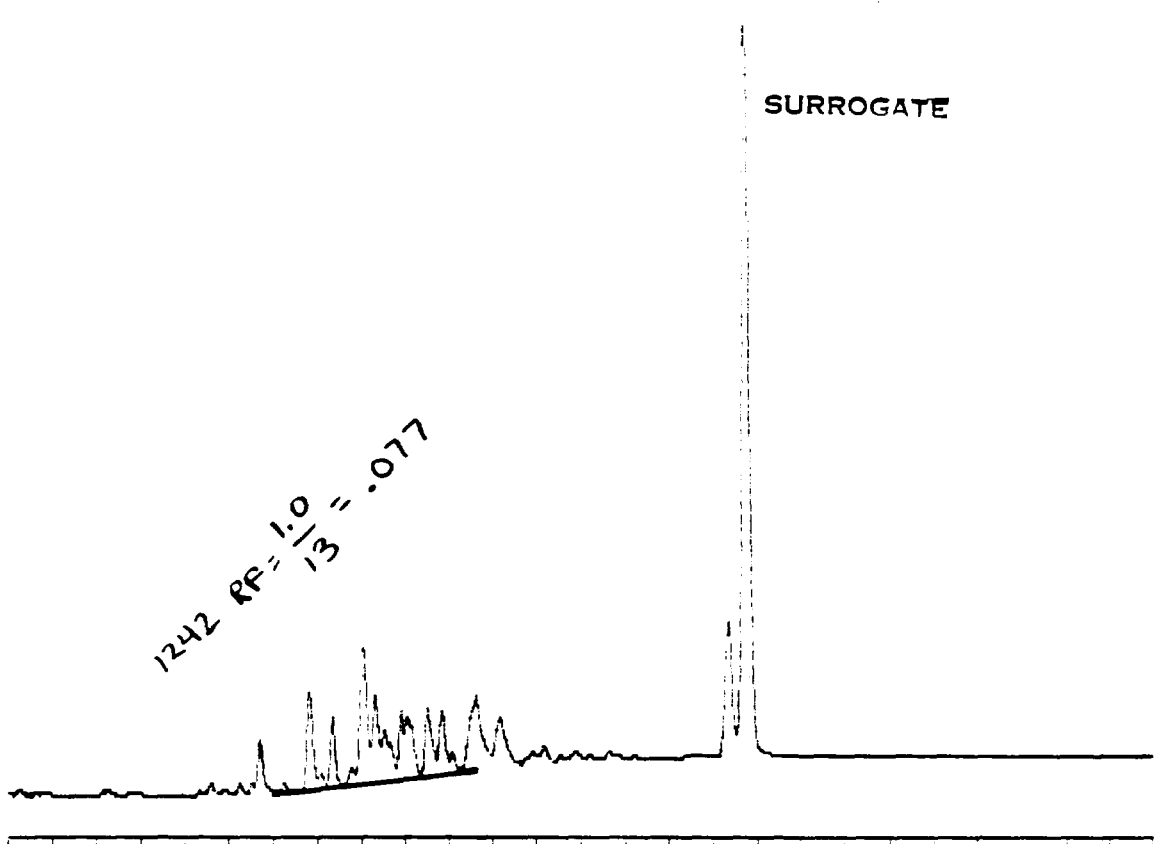
Starting Delay: 4.00 Ending retention time: 30.00

Area reject: 10 One sample per 0.200 sec.

Amount injected: 1.00 Dilution factor: 1.00

Sample Weight: 1.00000

X	RET	PEAK	CONCENTRATION in	NORMALIZED	AREA	HEIGHT	AREA/ HEIGHT	REF	% DELTA	CONC/AREA
NUM	TIME	NAME	PPM	CONC			BL	PEAK	RET TIME	
1	10.800		0.0540	0.7321%	540	118	4.6	1		1.0000E-04
2	11.330		0.0293	0.3981%	293	69	4.3	1		1.0000E-04
3	12.037		1.1525	15.6370%	11525	1199	9.6	2		1.0000E-04
4	12.313		0.2425	3.2900%	2425	396	6.1	2		1.0000E-04



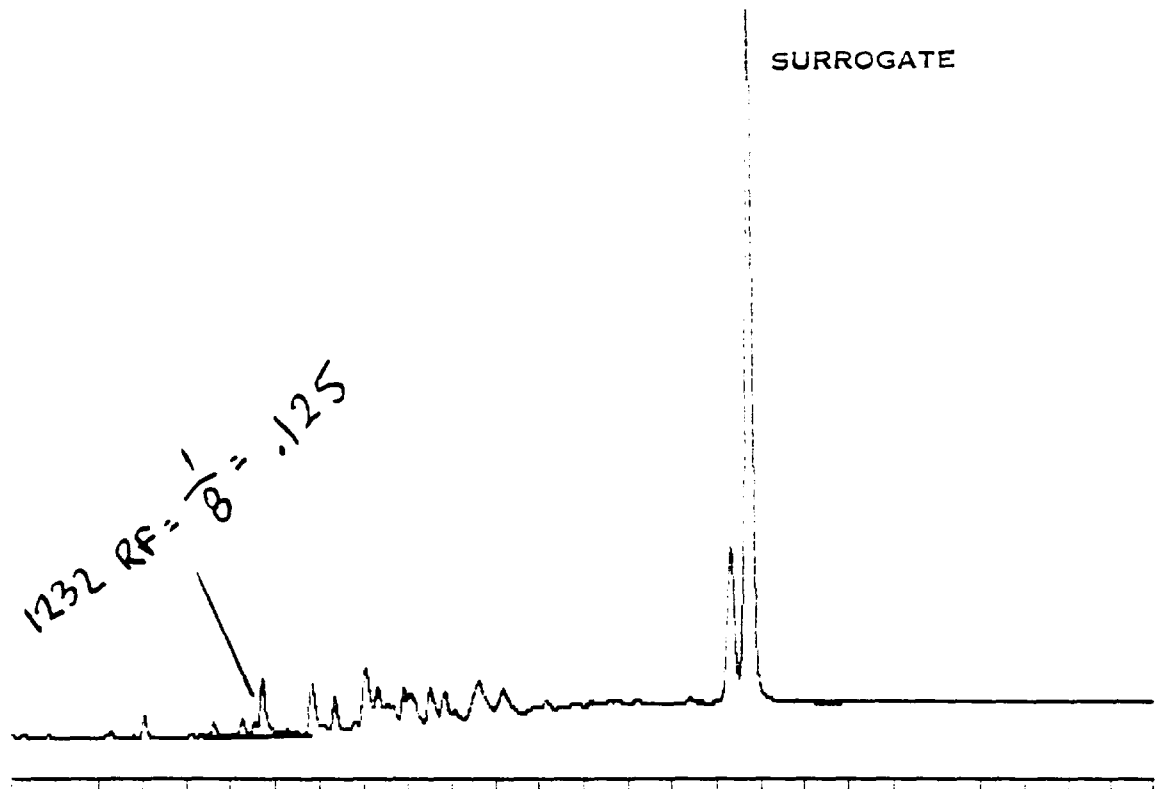
30 Min Scale: 10 Mv
 CK42 Processed: 12-09-1991 10:12:41, segment 4, cycle 4
 Error, duplicate file name = D:LFD4.PTS
 Error, duplicate file name = D:LGD4.PTS
 Error, duplicate file name = D:LHD4.PTS
 RAW DATA SAVED IN FILE D:LID4.PTS

***** EXTERNAL STANDARD TABLE *****
 ***** 12-09-1991 10:14:35 Version 5.1 *****
 * Sample Name: CK42 Data File: D:LID4 *
 * Date: 12-09-1991 12:03:48 Method: PCB 12-04-1991 09:01:32 # 23 *
 * Interface: 16 Cycle#: 4 Operator ML Channel#: 0 Vial#: N.A. *
 * Starting Peak Width: 2 Threshold: 5 Area Threshold: 10 *

 * Instrument Type: TRACOR 540 Column Type: SPB-5 *
 * Solvent Description: *
 * Conditions: pro #2 *
 * Detector 0: Detector 1: FID *
 * Misc. Information: 9 cc/min He *

 Starting Delay: 4.00 Ending retention time: 30.00
 Area reject: 10 One sample per 0.200 sec.
 Amount injected: 1.00 Dilution factor: 1.00
 Sample Weight: 1.00000

PEAK #	RET TIME	PEAK NAME	CONCENTRATION in PPM	NORMALIZED CONC	AREA	HEIGHT	AREA/ HEIGHT BL	REF PEAK	% DELTA RET TIME	CONC/AREA
1	9.700		0.2763	5.0318%	2763	451	6.1 1			1.0000E-04
2	10.817		0.8232	14.9909%	8232	988	8.3 1			1.0000E-04
3	11.350		0.4457	8.1164%	4457	694	6.4 1			1.0000E-04
4	12.050		1.2422	22.6214%	12422	1307	9.5 2			1.0000E-04
5	12.333		0.3684	6.7094%	3684	567	6.5 2			1.0000E-04



+-30 Min Scale: 10 MV
 CK32 Processed: 12-09-1991 10:49:23, segment 5, cycle 5
 Error, duplicate file name = D:LFE5.PTS
 Error, duplicate file name = D:LGE5.PTS
 Error, duplicate file name = D:LHE5.PTS
 RAW DATA SAVED IN FILE D:LIE5.PTS

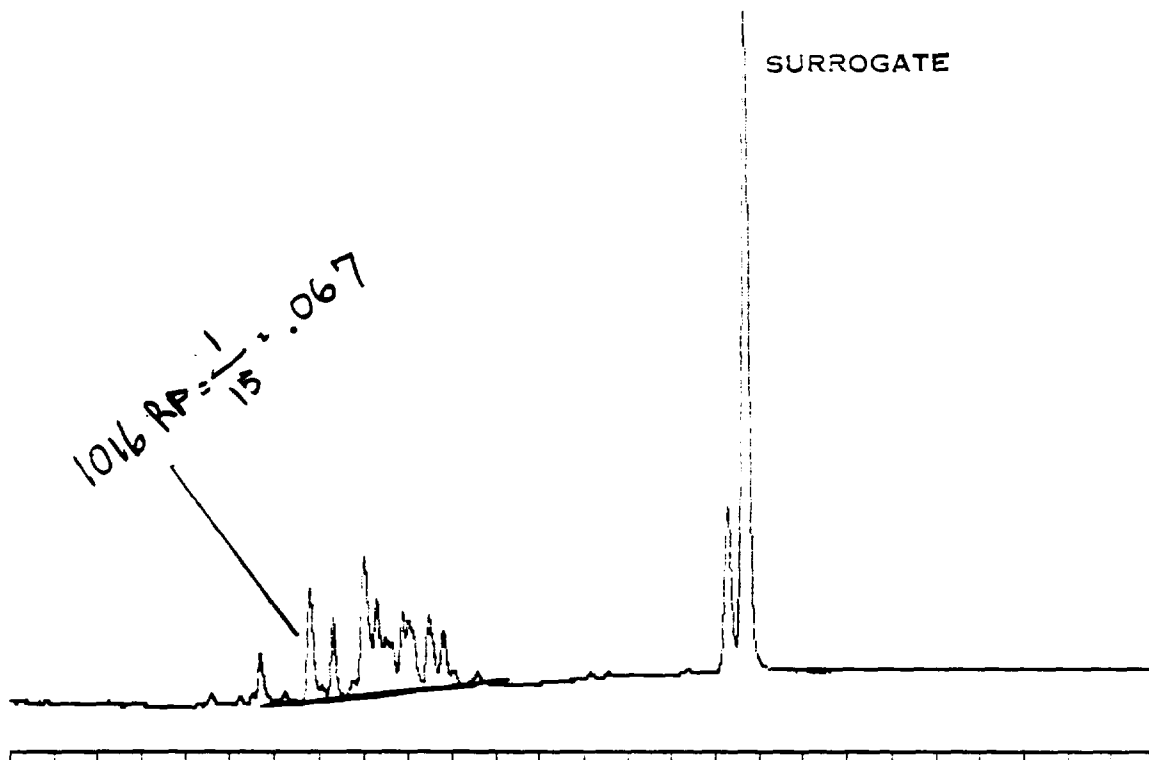
***** EXTERNAL STANDARD TABLE *****
 ***** 12-09-1991 10:51:17 Version 5.1 *****
 * Sample Name: CK32 Data File: D:LIE5 *
 * Date: 12-09-1991 13:17:11 Method: PCB 12-04-1991 09:01:32 # 23 *
 * Interface: 16 Cycle#: 5 Operator ML Channel#: 0 Vial#: N.A. *
 * Starting Peak Width: 2 Threshold: 5 Area Threshold: 10 *

 * Instrument Type: TRACOR 540 Column Type: SPB-5 *
 * Solvent Description: *
 * Conditions: pro #2 *
 * Detector 0: Detector 1: FID *
 * Misc. Information: 9 cc/min He *

 Starting Delay: 4.00 Ending retention time: 30.00
 Area reject: 10 One sample per 0.200 sec.
 Amount injected: 1.00 Dilution factor: 1.00
 Sample Weight: 1.00000

PK	RET	PEAK	CONCENTRATION in	NORMALIZED	AREA	HEIGHT	AREA/ HEIGHT BL	REF	% DELTA	CONC/AREA
NUM	TIME	NAME	PPM	CONC				PEAK	RET TIME	
1	7.040		0.0176	0.6825%	176	52	3.4 1			1.0000E-04
2	9.257		0.0133	0.5162%	133	38	3.5 1			1.0000E-04
3	9.717		0.2802	10.8920%	2802	456	6.1 1			1.0000E-04
4	10.823		0.0529	2.0554%	529	114	4.6 1			1.0000E-04

SEQUENCE RECORDED IN D:LFE11.SEG



4-30 Min Scale: 10 Mv

CK16 Processed: 12-09-1991 11:26:05, segment 6, cycle 6

Error, duplicate file name = D:LFE6.PTS

Error, duplicate file name = D:LGE6.PTS

RAW DATA SAVED IN FILE D:LHE6.PTS

***** EXTERNAL STANDARD TABLE *****

***** 12-09-1991 11:27:49 Version 5.1 *****

* Sample Name: CK16 Data File: D:LHE6 *

* Date: 12-09-1991 14:30:37 Method: PCB 12-04-1991 09:01:32 # 23 *

* Interface: 16 Cycle#: 6 Operator ML Channel#: 0 Vial#: N.A. *

* Starting Peak Width: 2 Threshold: 5 Area Threshold: 10 *

* Instrument Type: TRACOR 540 Column Type: SPB-5 *

* Solvent Description: *

* Conditions: pro #2 *

* Detector 0: Detector 1: FID *

* Misc. Information: 9 cc/min He *

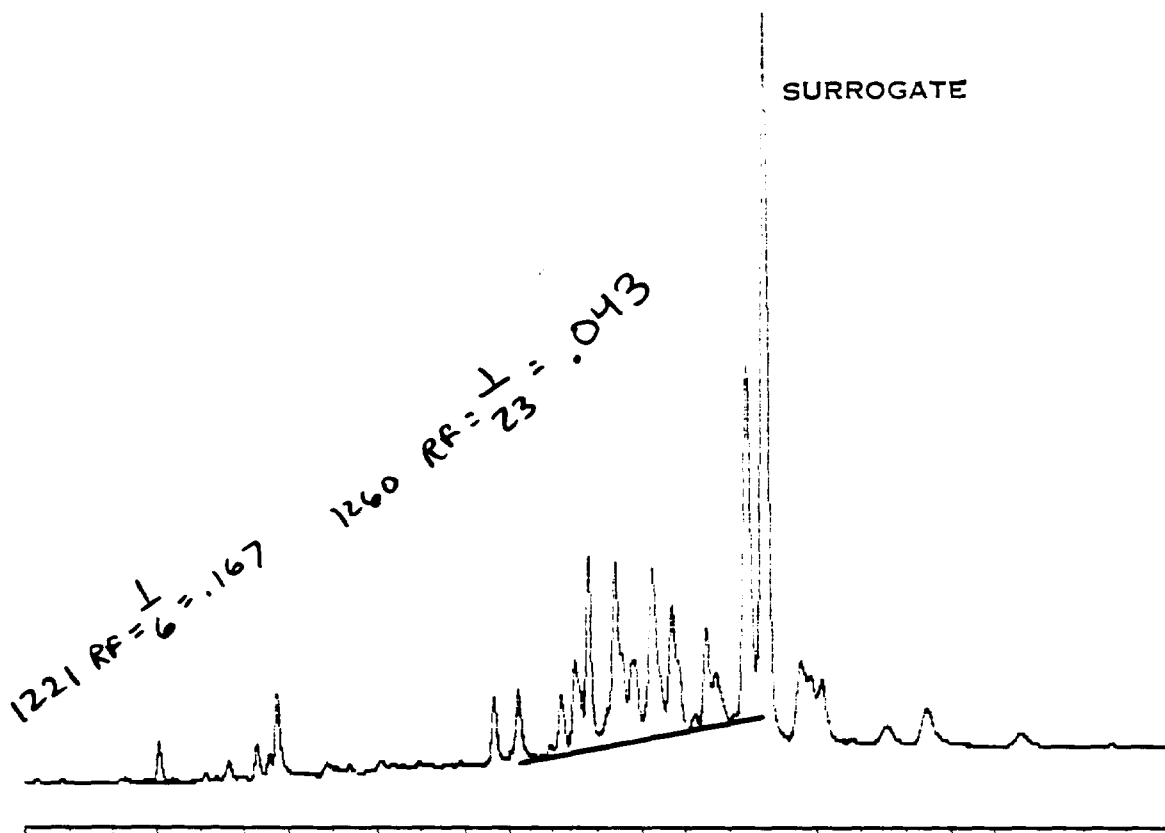
Starting Delay: 4.00 Ending retention time: 30.00

Area reject: 10 One sample per 0.200 sec.

Amount injected: 1.00 Dilution factor: 1.00

Sample Weight: 1.00000

RET TIME	PEAK NAME	CONCENTRATION in PPM	NORMALIZED CONC	AREA	HEIGHT	AREA/ HEIGHT BL	REF PEAK	% DELTA RET TIME	CONC/AREA
1 9.690		0.2651	4.5584%	2651	429	6.2 1			1.0000E-04
2 10.807		0.9687	16.6573%	9687	1133	8.5 1			1.0000E-04
3 11.333		0.5011	8.6168%	5011	769	6.5 1			1.0000E-04
4 12.033		1.2234	21.0384%	12234	1219	10.0 2			1.0000E-04



4-30 Min Scale: 10 Mv
 CK21,60 Processed: 12-09-1991 12:30:33, segment 7, cycle 7
 End of sequence file reached at cycle 7
 Error, duplicate file name = D:LFE7.PTS
 Error, duplicate file name = D:LGE7.PTS
 RAW DATA SAVED IN FILE D:LHE7.PTS

***** EXTERNAL STANDARD TABLE *****
 ***** 12-09-1991 12:32:18 Version 5.1 *****
 * Sample Name: CK21,60 Data File: D:LHE7 *
 * Date: 12-09-1991 16:39:33 Method: PCB 12-04-1991 09:01:32 # 23 *
 * Interface: 16 Cycle#: 7 Operator ML Channel#: 0 Vial#: N.A. *
 * Starting Peak Width: 2 Threshold: 5 Area Threshold: 10 *

 * Instrument Type: TRACOR 540 Column Type: SPB-5 *
 * Solvent Description: *
 * Conditions: pro #2 *
 * Detector 0: Detector 1: FID *
 * Misc. Information: 9 cc/min He *

 Starting Delay: 4.00 Ending retention time: 30.00
 Area reject: 10 One sample per 0.200 sec.
 Amount injected: 1.00 Dilution factor: 1.00
 Sample Weight: 1.00000

RET NUM TIME	PEAK NAME	CONCENTRATION in PPM	NORMALIZED CONC	AREA	HEIGHT	AREA/ HEIGHT BL	REF PEAK	% DELTA RET TIME	CONC/AREA
1	7.050	0.1986	1.6549%	1986	375	5.3	1		1.0000E-04
2	9.280	0.0315	0.2625%	315	70	4.5	1		1.0000E-04
3	9.563	0.0232	0.1930%	232	52	4.5	1		1.0000E-04
4	9.733	0.4871	4.0587%	4871	730	6.7	1		1.0000E-04

SURROGATE

$\frac{.59}{500} = .00118$
~~.0013~~

9.5 x .0657 =

1248
.0657


9.5

~~0.18783~~

$\frac{1000 \text{ ml}}{10 \text{ ml}} = 100$
 $\frac{5 \text{ ml}}{1 \text{ ml}} = 5$

1.3 PPB

1000



4-30 Min Scale: 10 MV

pe0018783 Processed: 12-09-1991 16:21:26, segment 1, cycle 1

RAW DATA SAVED IN FILE D:LASTRUN.PTS

***** EXTERNAL STANDARD TABLE *****

***** 12-09-1991 16:22:50 Version 5.1 *****

* Sample Name: ~~SW-2,500~~ PE 0018783 Data File: D:LASTRUN *

* Date: 12-09-1991 16:27:23 Method: PCB 12-04-1991 09:01:32 # 23 *

* Interface: 16 Cycle#: 1 Operator DE Channel#: 0 Vial#: N.A. *

* Starting Peak Width: 2 Threshold: 5 Area Threshold: 10 *

* Instrument Type: TRACOR 540 Column Type: SPB-5 *

* Solvent Description: *

* Conditions: pro #2 *

* Detector 0: Detector 1: FID *

* Misc. Information: 9 cc/min He *

Starting Delay: 4.00 Ending retention time: 30.00

Area reject: 10 One sample per 0.200 sec.

Amount injected: 1.00 Dilution factor: 1.00

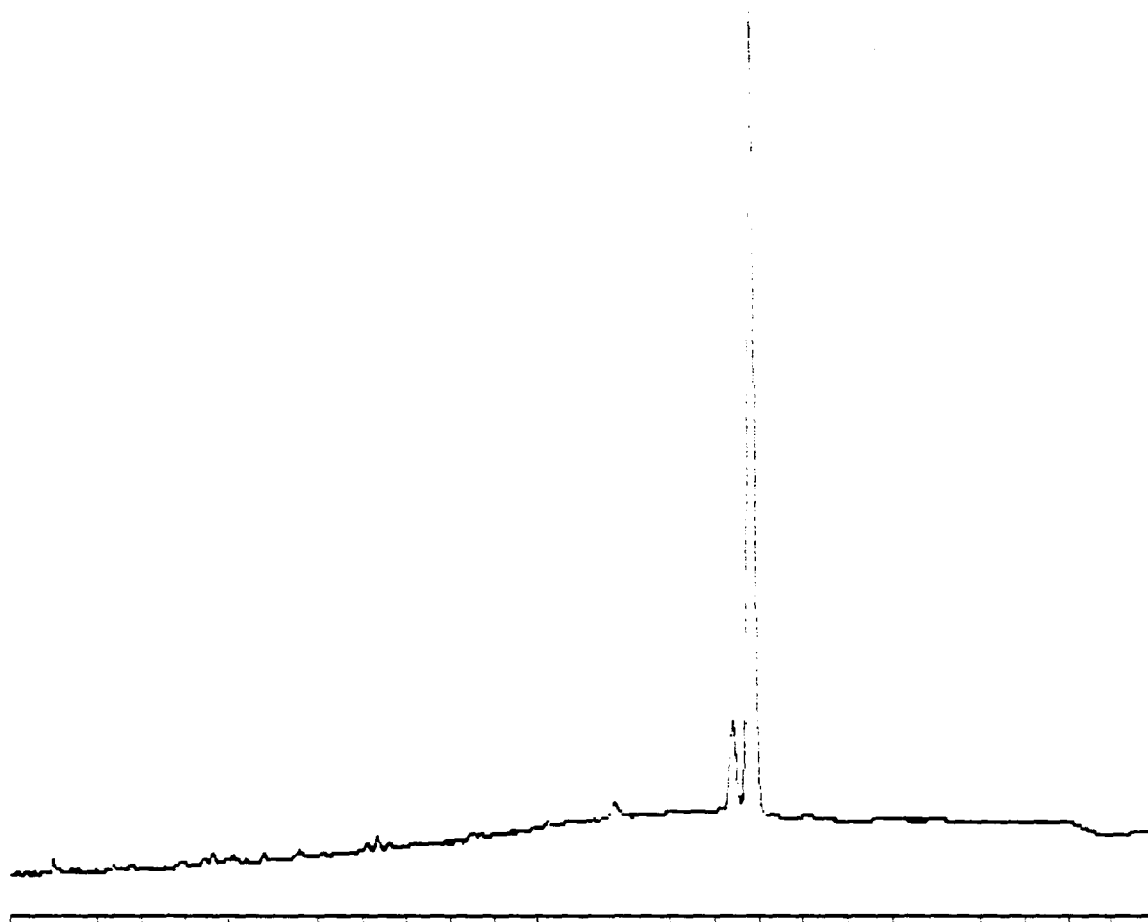
Sample weight: 1.00000

PEAK NUM	RET TIME	PEAK NAME	CONCENTRATION in PPM	NORMALIZED CONC	AREA	HEIGHT	HEIGHT BL	REF PEAK	% DELTA RET TIME	CONC/AREA
14	16.203		0.2621	0.7902%	2621	439	6.0 1			1.0000E-04
15	16.837		0.2612	0.7876%	2612	412	6.3 2			1.0000E-04
16	17.077		9.3764	28.2727%	93764	13182	7.1 2			1.0000E-04
17	17.557		4.0708	12.2746%	40708	6281	6.5 1			1.0000E-04
18	18.213		4.6926	14.1496%	46926	6035	7.8 1			1.0000E-04
19	19.840		2.7840	8.3947%	27840	3229	8.6 1			1.0000E-04
20	20.380		7.1160	21.4568%	71160	6953	10.2 2			1.0000E-04
21	20.797 OBC		1.9252	5.8049%	523848	46912	11.2 2	21	0	3.6750E-06

TOTAL AMOUNT = 33.1642

SEQUENCE RECORDED IN D:\RERUN1.BEQ

SURROGATE



30 Min Scale: 10 Mv

MTBLKh20-1 Processed: 12-10-1991 01:39:09, segment 1, cycle 1
 RAW DATA SAVED IN FILE D:RE11.PTS

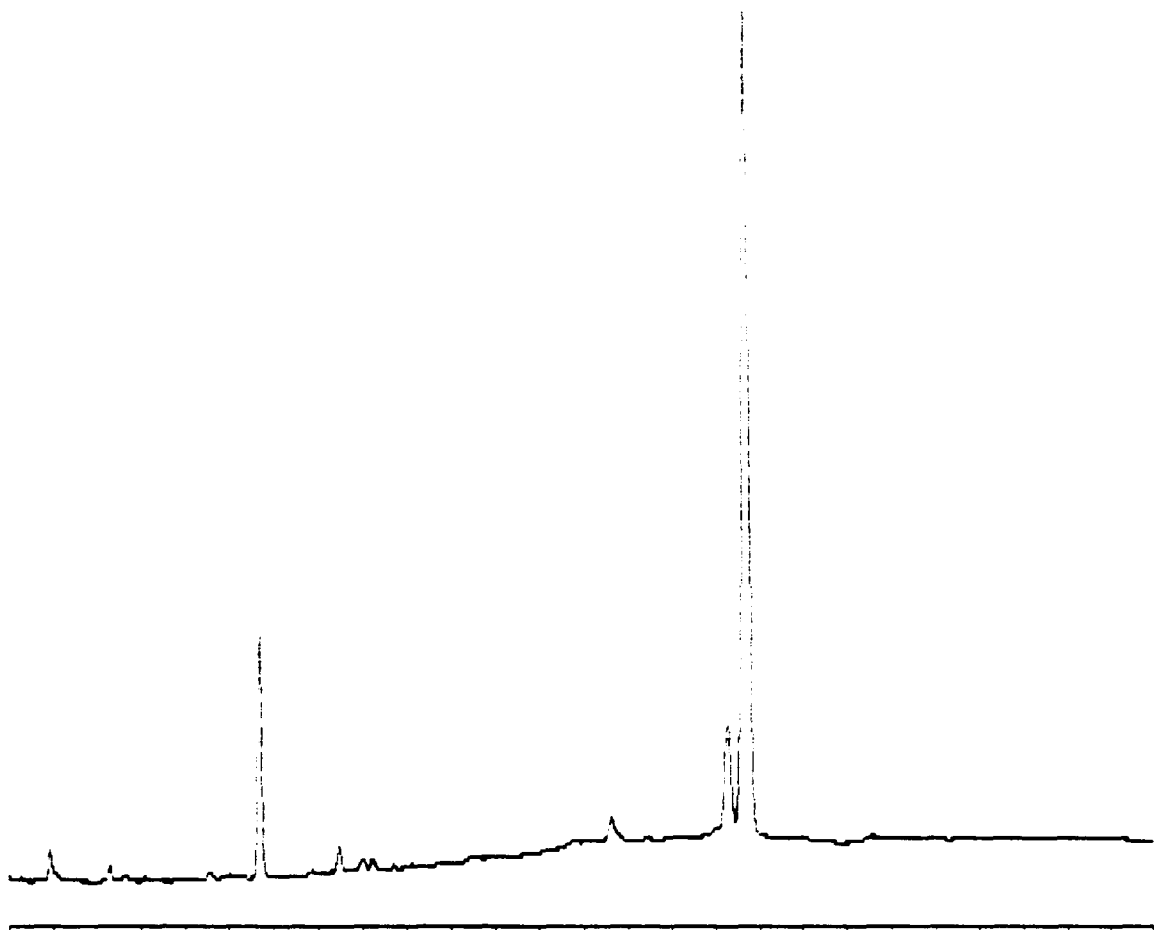
```

***** EXTERNAL STANDARD TABLE *****
***** 12-10-1991 01:40:39 Version 5.1 *****
* Sample Name: MTBLKh20-12/3                      Data File: D:RE11 *
* Date: 12-10-1991 01:40:47 Method: PCB 12-04-1991 09:01:32 # 23 *
* Interface: 16 Cycle#: 1 Operator DE Channel#: 0 Vial#: N.A. *
* Starting Peak Width: 2 Threshold: 5 Area Threshold: 10 *
*****
* Instrument Type: TRACOR 540                      Column Type: SPB-5 *
* Solvent Description: *
* Conditions: pro #2 *
* Detector 0: *
* Detector 1: FID *
* Misc. Information: 9 cc/min He *
*****
Starting Delay: 4.00 Ending retention time: 30.00
Area reject: 10 One sample per 0.200 sec.
Amount injected: 1.00 Dilution factor: 1.00
Sample Weight: 1.00000
  
```

PEAK NUM	RET TIME	PEAK NAME	CONCENTRATION in PPM	NORMALIZED CONC	AREA	HEIGHT	HEIGHT BL	REF PEAK	% DELTA RET TIME	CONC/AREA
1	4.997		0.0114	0.8870%	114	46	2.5 1			1.0000E-04
	20.417		0.9034	70.3455%	9034	926	9.8 2			1.0000E-04
3	20.837	DBC	0.3694	28.7676%	93909	8974	10.5 2	3	0	3.9338E-06

TOTAL AMOUNT = 1.2842

SURROGATE



-30 Min Scale: 10 Mv
 MTBLKS-12/ Processed: 12-10-1991 02:15:48, segment 2, cycle 2
 RAW DATA SAVED IN FILE D:RE12.PTS

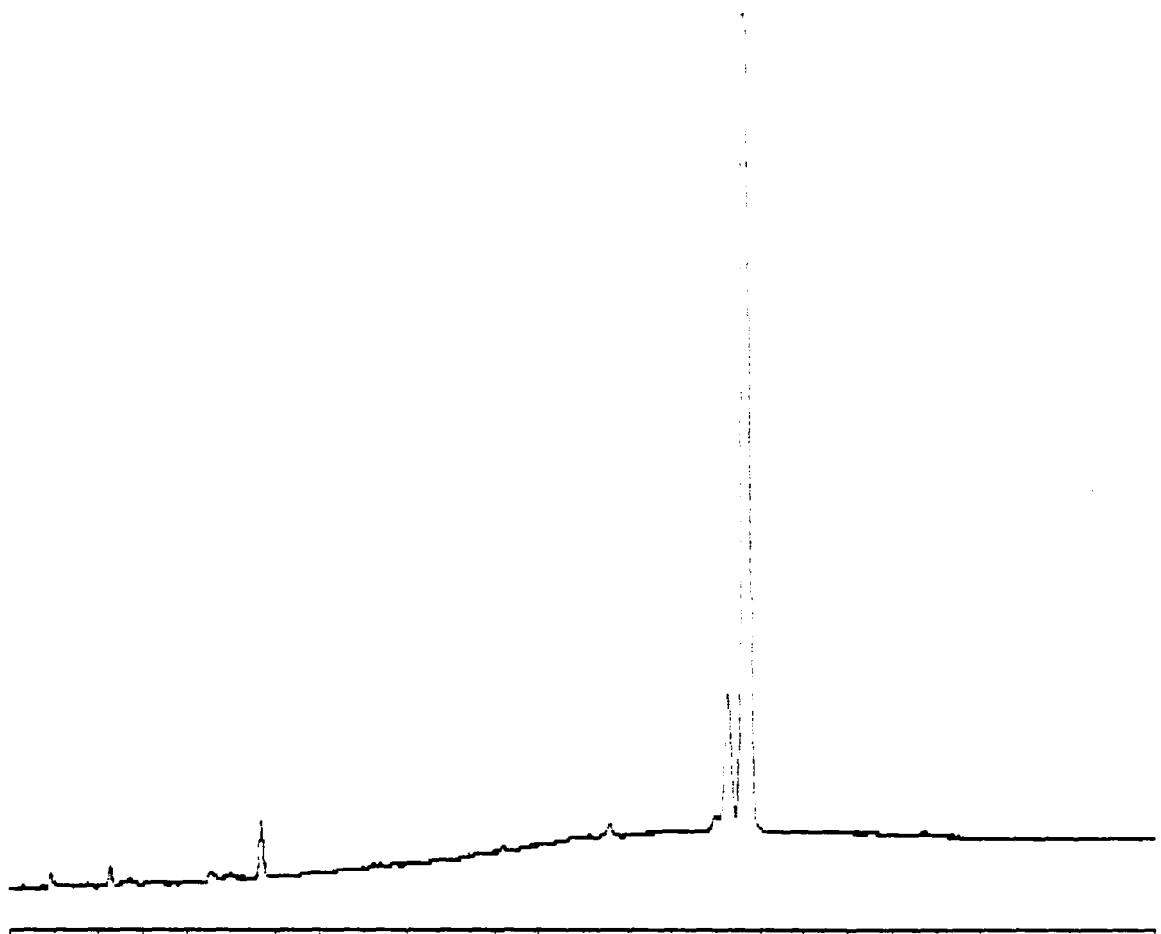
```

***** EXTERNAL STANDARD TABLE *****
***** 12-10-1991 02:17:19 Version 5.1 *****
* Sample Name: MTBLKS-12/3 Data File: D:RE12 *
* Date: 12-10-1991 02:54:06 Method: PCB 12-04-1991 09:01:32 # 23 *
* Interface: 16 Cycle#: 2 Operator DE Channel#: 0 Vial#: N.A. *
* Starting Peak Width: 2 Threshold: 5 Area Threshold: 10 *
*****
* Instrument Type: TRACOR 540 Column Type: SPB-5 *
* Solvent Description: *
* Conditions: pro #2 *
* Detector 0: Detector 1: FID *
* Misc. Information: 9 cc/min He *
*****
Starting Delay: 4.00 Ending retention time: 30.00
Area reject: 10 One sample per 0.200 sec.
Amount injected: 1.00 Dilution factor: 1.00
Sample Weight: 1.00000
    
```

PEAK NUM	RET TIME	PEAK NAME	CONCENTRATION in PPM	NORMALIZED CONC	AREA	HEIGHT	AREA/ HEIGHT BL	REF PEAK	% DELTA RET TIME	CONC/AREA
1	4.937		0.0941	3.0496%	941	235	4.0 1			1.0000E-04
.	9.697		1.5470	50.1394%	15470	2604	5.9 1			1.0000E-04
3	11.487		0.0189	0.6119%	189	53	3.6 1			1.0000E-04
4	20.287		1.0590	34.3245%	10590	1093	9.7 2			1.0000E-04
5	20.700	DBC	0.3664	11.8746%	93065	9880	10.5 2	5	0	3.9367E-06

TOTAL AMOUNT = 3.0853

SURROGATE



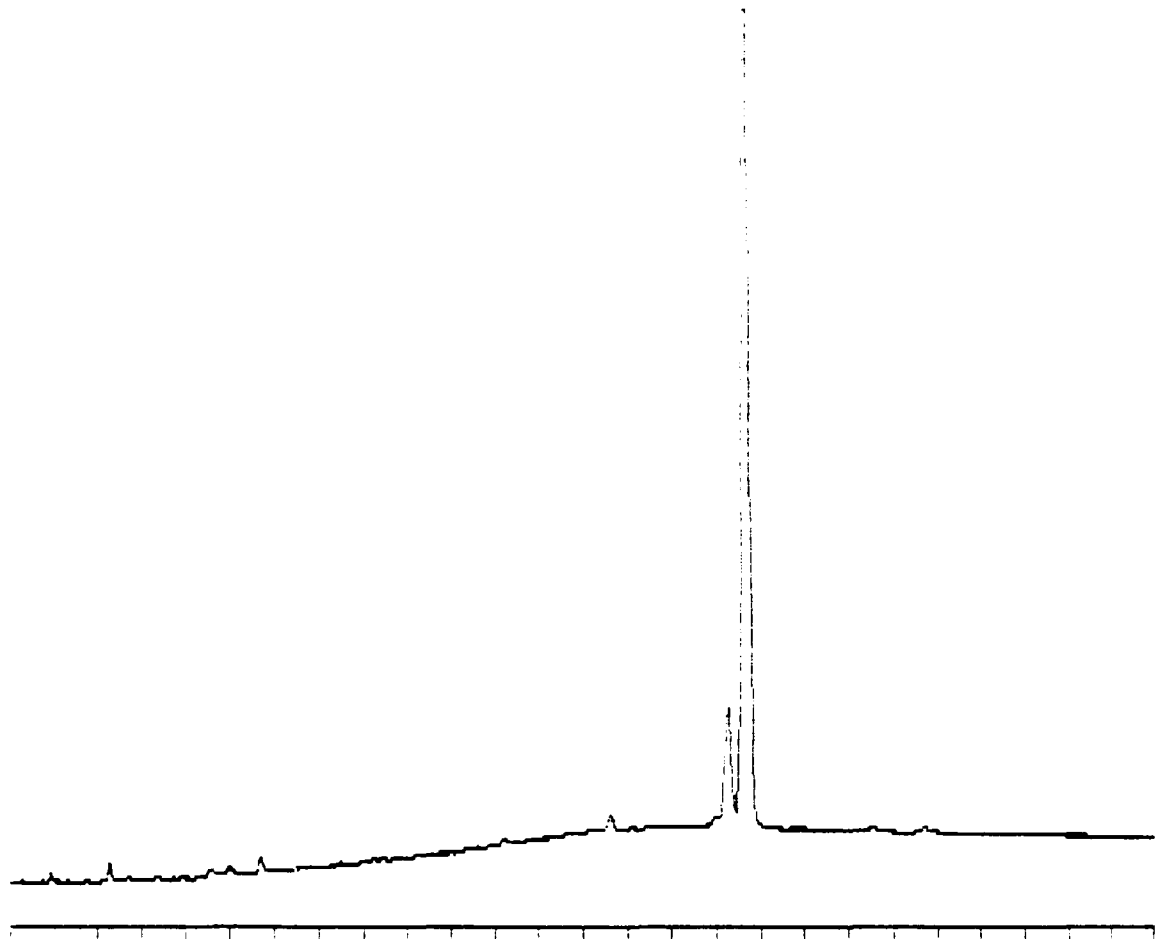
30 Min Scale: 10 Mv
 SW-8 Processed: 12-10-1991 02:52:33, segment 3, cycle 3
 RAW DATA SAVED IN FILE D:RE13.PTS

```

***** EXTERNAL STANDARD TABLE *****
***** 12-10-1991 02:54:03 Version 5.1 *****
* Sample Name: SW-8                               Data File: D:RE13
* Date: 12-10-1991 04:07:36 Method: PCB 12-04-1991 09:01:32 # 23
* Interface: 16 Cycle#: 3 Operator DE Channel#: 0 Vial#: N.A.
* Starting Peak Width: 2 Threshold: 5 Area Threshold: 10
*****
* Instrument Type: TRACOR 540                      Column Type: SPB-5
* Solvent Description:
* Conditions: pro #2
* Detector 0:
* Detector 1: FID
* Misc. Information: 9 cc/min He
*****
Starting Delay: 4.00                               Ending retention time: 30.00
Area reject: 10                                    One sample per 0.200 sec.
Amount injected: 1.00                               Dilution factor: 1.00
Sample Weight: 1.00000
  
```

PEAK NUM	RET TIME	PEAK NAME	CONCENTRATION in PPM	NORMALIZED CONC	AREA	HEIGHT	AREA/ HEIGHT BL	REF PEAK	% DELTA RET TIME	CONC/AREA
1	6.280		0.0171	1.8780%	171	53	3.2 1			1.0000E-04
	9.690		0.3140	34.4002%	3140	551	5.7 1			1.0000E-04
3	20.270		0.1153	12.6311%	1153	166	6.9 1			1.0000E-04
4	20.687	DBC	0.4663	51.0907%	120679	11581	10.4 1	4	0	3.8639E-06

TOTAL AMOUNT = 0.9127



-30 Min Scale: 10 MV
 SW-9 Processed: 12-10-1991 03:29:20, segment 4, cycle 4
 RAW DATA SAVED IN FILE D:RE14.PTS

***** EXTERNAL STANDARD TABLE *****

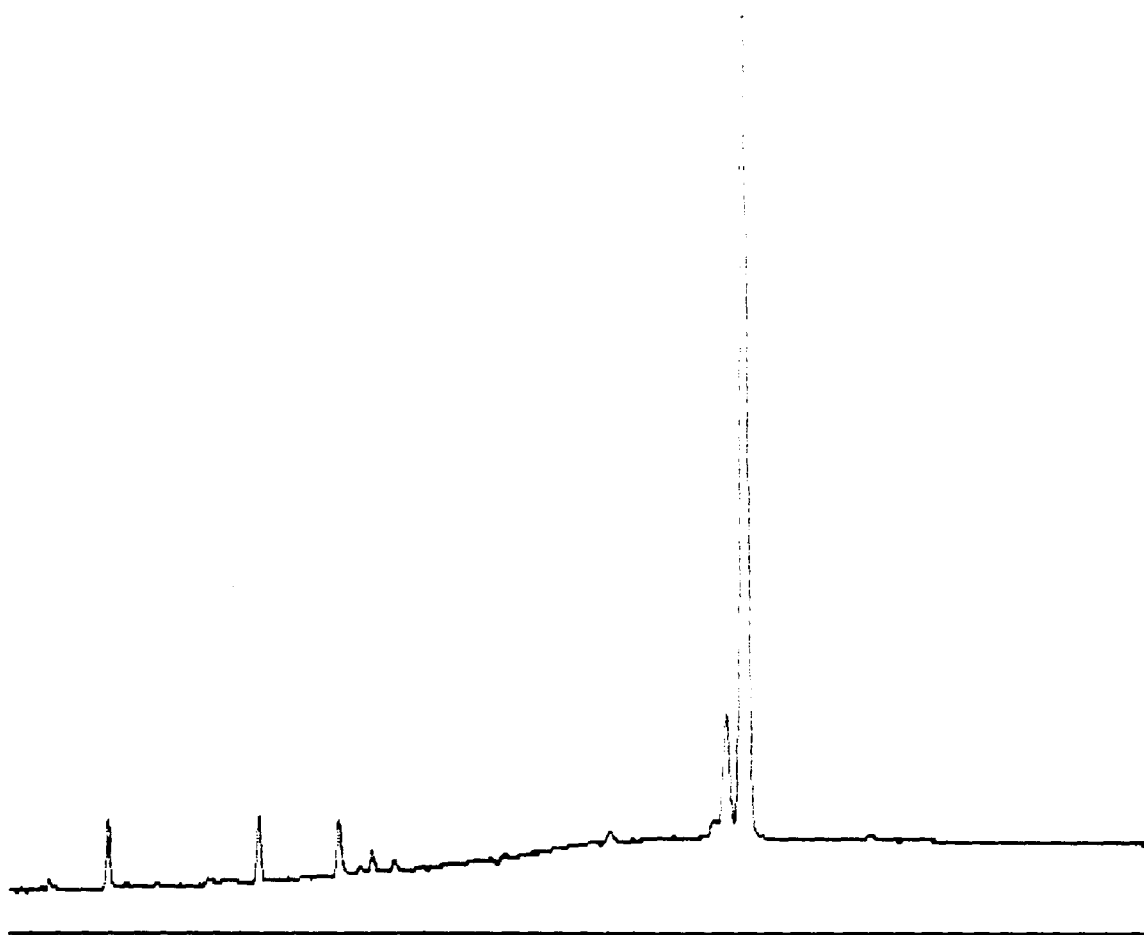
***** 12-10-1991 03:30:51 Version 5.1 *****
 * Sample Name: SW-9 Data File: D:RE14 *
 * Date: 12-10-1991 05:21:11 Method: PCB 12-04-1991 09:01:32 # 23 *
 * Interface: 16 Cycle#: 4 Operator DE Channel#: 0 Vial#: N.A. *
 * Starting Peak Width: 2 Threshold: 5 Area Threshold: 10 *

 * Instrument Type: TRACOR 540 Column Type: SPB-5 *
 * Solvent Description: *
 * Conditions: pro #2 *
 * Detector 0: Detector 1: FID *
 * Misc. Information: 9 cc/min He *

 Starting Delay: 4.00 Ending retention time: 30.00
 Area reject: 10 One sample per 0.200 sec.
 Amount injected: 1.00 Dilution factor: 1.00
 Sample weight: 1.00000

PEAK NUM	RET TIME	PEAK NAME	CONCENTRATION in PPM	NORMALIZED CONC	AREA	HEIGHT	AREA/ HEIGHT BL	REF PEAK	% DELTA RET TIME	CONC/AREA
1	6.270		0.0148	0.9410%	148	54	2.7 1			1.0000E-04
2	20.257		1.1560	73.5976%	11560	1196	9.7 2			1.0000E-04
3	20.670	DBC	0.3999	25.4613%	102335	9694	10.6 2	3	0	3.9079E-06

TOTAL AMOUNT = 1.5707



-30 Min Scale: 10 MV
 FB1203 Processed: 12-10-1991 04:06:15, segment 5, cycle 5
 RAW DATA SAVED IN FILE D:RE15.PTS

***** EXTERNAL STANDARD TABLE *****
 ***** 12-10-1991 04:07:45 Version 5.1 *****
 * Sample Name: FB1203 Data File: D:RE15 *
 * Date: 12-10-1991 06:35:01 Method: PCB 12-04-1991 09:01:32 # 23 *
 * Interface: 16 Cycle#: 5 Operator DE Channel#: 0 Vial#: N.A. *
 * Starting Peak Width: 2 Threshold: 5 Area Threshold: 10 *

 * Instrument Type: TRACOR 540 Column Type: SPB-5 *
 * Solvent Description: *
 * Conditions: pro #2 *
 * Detector 0: Detector 1: FID *
 * Misc. Information: 9 cc/min He *

 Starting Delay: 4.00 Ending retention time: 30.00
 Area reject: 10 One sample per 0.200 sec.
 Amount injected: 1.00 Dilution factor: 1.00
 Sample Weight: 1.00000

PEAK NUM	RET TIME	PEAK NAME	CONCENTRATION in PPM	NORMALIZED CONC	AREA	HEIGHT	AREA/ HEIGHT BL	REF PEAK	% DELTA RET TIME	CONC/AREA
1	6.270		0.3748	14.1164%	3748	727	5.2 1			1.0000E-04
2	9.680		0.3846	14.4852%	3846	674	5.7 1			1.0000E-04
3	11.470		0.3251	12.2449%	3251	533	6.1 1			1.0000E-04
4	12.227		0.0172	0.6478%	172	42	4.1 1			1.0000E-04
5	20.260		1.1396	42.9228%	11396	1188	9.6 2			1.0000E-04
6	20.673	DBC	0.4137	15.5829%	106153	10095	10.5 2	6	0	3.8975E-06

TOTAL AMOUNT = 2.455A



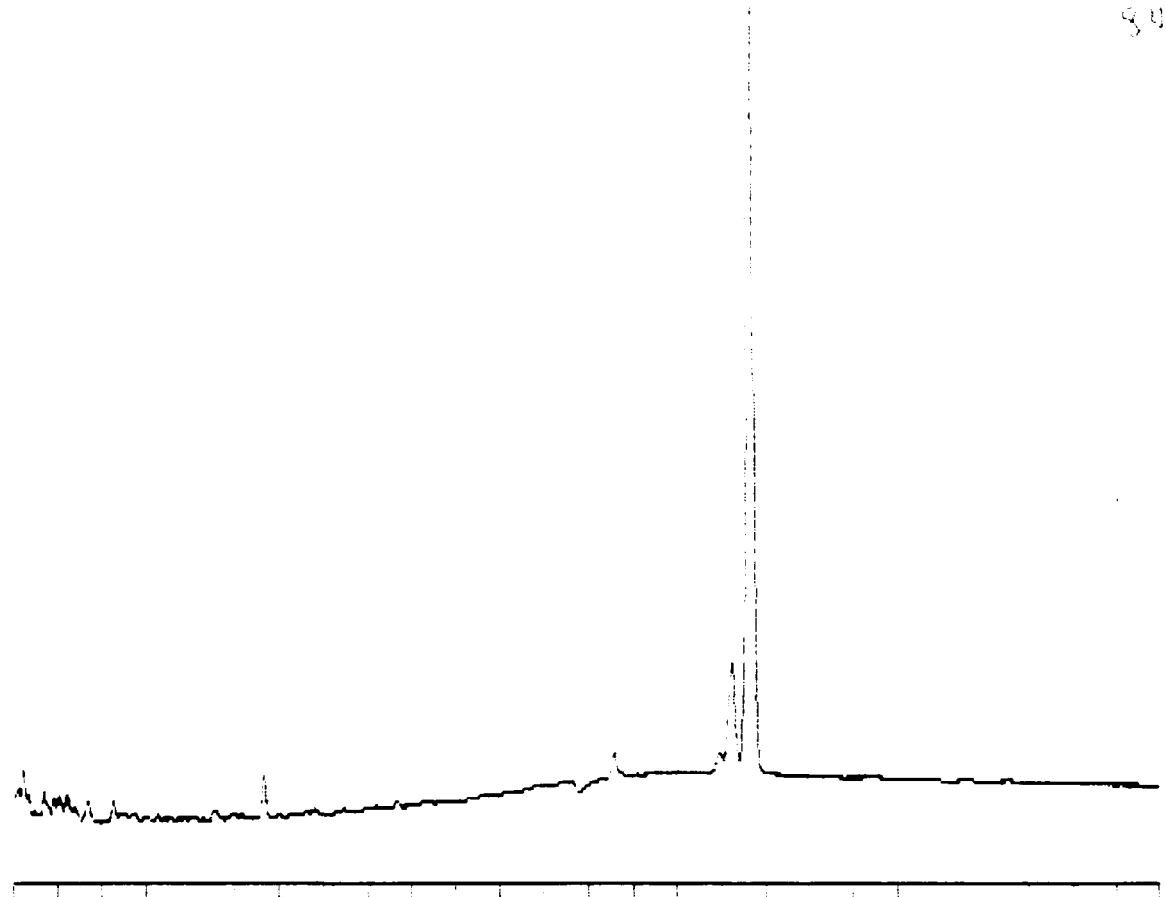
-30 Min Scale: 10 Mv
 SD-9 Processed: 12-10-1991 04:42:57, segment 6, cycle 6
 RAW DATA SAVED IN FILE D:RE16.PTS

```

***** EXTERNAL STANDARD TABLE *****
***** 12-10-1991 04:44:28 Version 5.1 *****
* Sample Name: SD-9                               Data File: D:RE16 *
* Date: 12-10-1991 07:48:27 Method: PCB 12-04-1991 09:01:32 # 23 *
* Interface: 16 Cycle#: 6 Operator DE Channel#: 0 Vial#: N.A. *
* Starting Peak Width: 2 Threshold: 5 Area Threshold: 10 *
*****
* Instrument Type: TRACOR 540                      Column Type: SPB-5 *
* Solvent Description:                               *
* Conditions: pro #2                                *
* Detector 0:                                         Detector 1: FID *
* Misc. Information: 9 cc/min He                    *
*****
Starting Delay: 4.00                               Ending retention time: 30.00
Area reject: 10                                    One sample per 0.200 sec.
Amount injected: 1.00                               Dilution factor: 1.00
Sample Weight: 1.00000
  
```

PEAK NUM	RET TIME	PEAK NAME	CONCENTRATION in PPM	NORMALIZED CONC	AREA	HEIGHT	AREA/ HEIGHT BL	REF PEAK	% DELTA RET TIME	CONC/AREA
1	6.260		0.0179	1.2636%	179	60	3.0 1			1.0000E-04
2	9.663		0.1214	8.5669%	1214	243	5.0 1			1.0000E-04
3	17.583		0.0560	3.9559%	560	104	5.4 1			1.0000E-04
4	20.233		0.8852	62.4900%	8852	948	9.3 2			1.0000E-04
5	20.647	DBC	0.3361	23.7236%	84693	8128	10.4 2	5	0	3.9681E-06

TOTAL AMOUNT = 1.4166



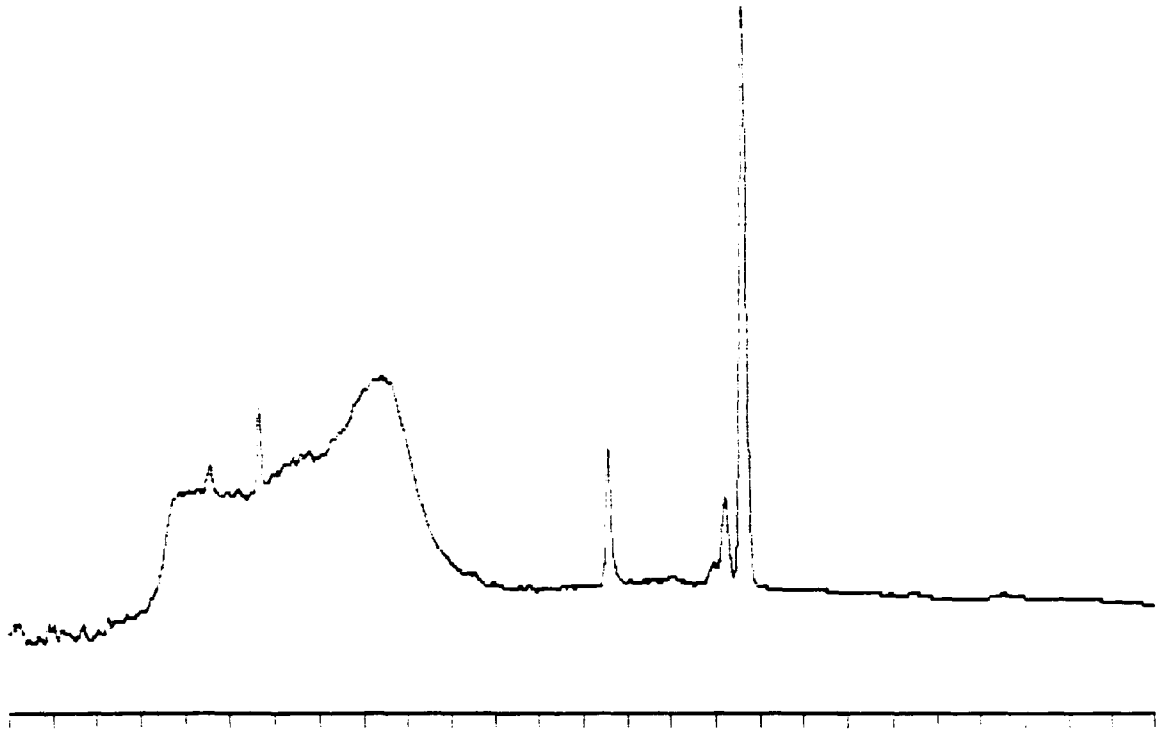
4-30 Min Scale: 10 MV
 SD-8 Processed: 12-10-1991 05:19:39, segment 7, cycle 7
 RAW DATA SAVED IN FILE D:RE17.PTS

```

***** EXTERNAL STANDARD TABLE *****
***** 12-10-1991 05:21:10 Version 5.1 *****
* Sample Name: SD-8                               Data File: D:RE17
* Date: 12-10-1991 09:01:51 Method: PCB 12-04-1991 09:01:32 # 23
* Interface: 16 Cycle#: 7 Operator DE Channel#: 0 Vial#: N.A.
* Starting Peak Width: 2 Threshold: 5 Area Threshold: 10
*****
* Instrument Type: TRACOR 540 Column Type: SPB-5
* Solvent Description:
* Conditions: pro #2
* Detector 0: Detector 1: FID
* Misc. Information: 9 cc/min He
*****
Starting Delay: 4.00 Ending retention time: 30.00
Area reject: 10 One sample per 0.200 sec.
Amount injected: 1.00 Dilution factor: 1.00
Sample Weight: 1.00000
  
```

PEAK NUM	RET TIME	PEAK NAME	CONCENTRATION in PPM	NORMALIZED CONC	AREA	HEIGHT	AREA/ HEIGHT BL	REF PEAK	% DELTA RET TIME	CONC/AREA
1	4.220		0.0214	1.2530%	214	92	2.3 1			1.0000E-04
2	4.697		0.0230	1.3480%	230	83	2.8 1			1.0000E-04
3	4.920		0.0146	0.8586%	147	54	2.7 1			1.0000E-04
4	5.220		0.0165	0.9659%	165	56	2.9 1			1.0000E-04
5	6.260		0.0198	1.1604%	198	65	3.0 1			1.0000E-04
6	9.670		0.2403	14.0822%	2403	426	5.6 1			1.0000E-04
7	17.587		0.0258	1.5132%	258	56	4.6 1			1.0000E-04
8	20.233		0.9803	57.4541%	9803	1045	9.4 2			1.0000E-04
9	20.650	DBC	0.3645	21.3646%	92559	8863	10.4 2	9	0	3.9384E-06

TOTAL AMOUNT = 1.7063

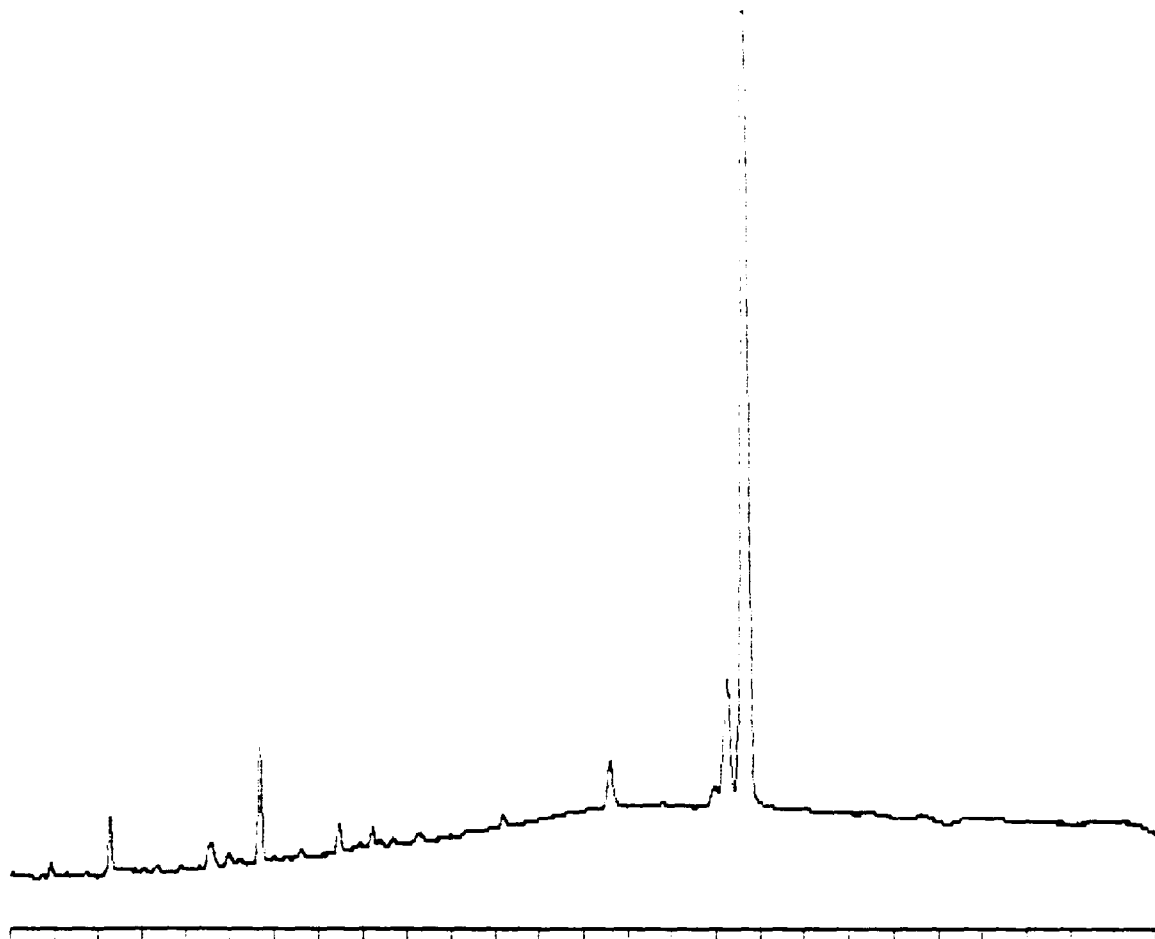


30 Min Scale: 10 Mv
 SD-6 Processed: 12-10-1991 05:56:25, segment 8, cycle 8
 RAW DATA SAVED IN FILE D:RE18.PTS

```

***** EXTERNAL STANDARD TABLE *****
***** 12-10-1991 05:57:57 Version 5.1 *****
* Sample Name: SD-6                               Data File: D:RE18
* Date: 12-10-1991 10:15:23 Method: PCB 12-04-1991 09:01:32 # 23
* Interface: 16 Cycle#: 8 Operator DE Channel#: 0 Vial#: N.A.
* Starting Peak Width: 2 Threshold: 5 Area Threshold: 10
*****
* Instrument Type: TRACOR 540                      Column Type: SPB-5
* Solvent Description:
* Conditions: pro #2
* Detector 0:                                       Detector 1: FID
* Misc. Information: 9 cc/min He
*****
Starting Delay: 4.00                               Ending retention time: 30.00
Area reject: 10                                    One sample per 0.200 sec.
Amount injected: 1.00                               Dilution factor: 1.00
Sample Weight: 1.00000
  
```

PEAK NUM	RET TIME	PEAK NAME	CONCENTRATION in PPM	NORMALIZED CONC	AREA	HEIGHT	AREA/ HEIGHT BL	REF PEAK	% DELTA RET TIME	CONC/AREA
1	4.913		0.0176	0.7968%	176	56	3.1 1			1.0000E-04
	6.263		0.0141	0.6401%	141	46	3.1 1			1.0000E-04
3	7.763		0.1144	5.1789%	1144	31	36.9 1			1.0000E-04
4	8.590		0.1595	7.2220%	1595	242	6.6 1			1.0000E-04
5	9.673		0.5247	23.7524%	5247	879	6.0 1			1.0000E-04
6	17.583		1.0306	46.6568%	10306	1384	7.4 1			1.0000E-04
7	20.230		0.0802	3.6289%	802	106	7.5 1			1.0000E-04



-30 Min Scale: 10 Mv
 SW-7 Processed: 12-10-1991 06:33:17, segment 9, cycle 9
 RAW DATA SAVED IN FILE D:RE19.PTS

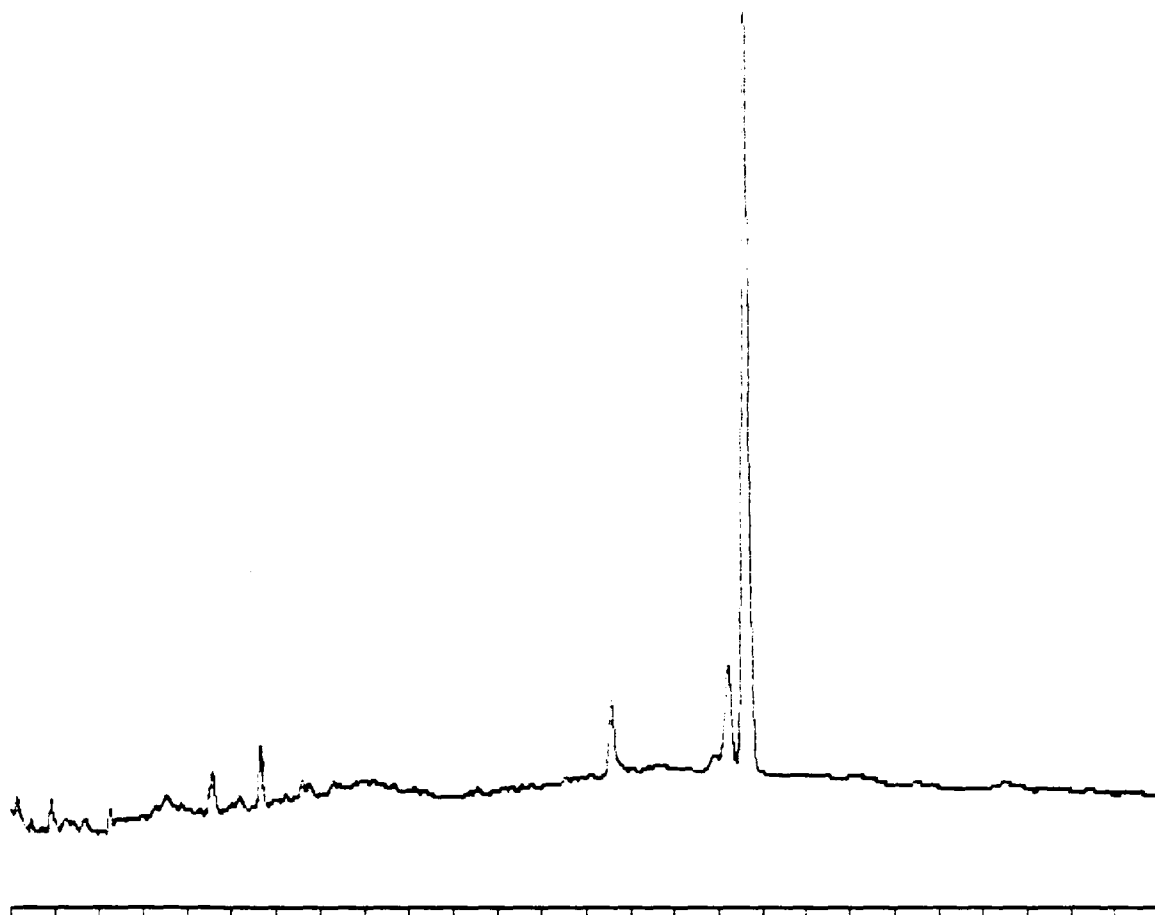
***** EXTERNAL STANDARD TABLE *****

***** 12-10-1991 06:34:50 Version 5.1 *****
 * Sample Name: SW-7 Data File: D:RE19 *
 * Date: 12-10-1991 11:29:07 Method: PCB 12-04-1991 09:01:32 # 23 *
 * Interface: 16 Cycle#: 9 Operator DE Channel#: 0 Vial#: N.A. *
 * Starting Peak Width: 2 Threshold: 5 Area Threshold: 10 *

 * Instrument Type: TRACOR 540 Column Type: SPB-5 *
 * Solvent Description: *
 * Conditions: pro #2 *
 * Detector 0: Detector 1: FID *
 * Misc. Information: 9 cc/min He *

Starting Delay: 4.00 Ending retention time: 30.00
 Area reject: 10 One sample per 0.200 sec.
 Amount injected: 1.00 Dilution factor: 1.00
 Sample Weight: 1.00000

PEAK NUM	RET TIME	PEAK NAME	CONCENTRATION in PPM	NORMALIZED CONC	AREA	HEIGHT	HEIGHT BL	REF PEAK	% DELTA RET TIME	CONC/AREA
1	6.263		0.2741	9.2881%	2741	550	5.0 1			1.0000E-04
2	8.590		0.0514	1.7434%	515	41	12.6 1			1.0000E-04
3	9.670		0.7113	24.1033%	7113	1205	5.9 1			1.0000E-04
4	11.457		0.0266	0.9014%	266	70	3.8 1			1.0000E-04
5	12.210		0.0179	0.6079%	179	50	3.6 1			1.0000E-04
6	17.587		0.2756	9.3403%	2756	410	6.7 1			1.0000E-04
7	20.233		1.1562	39.1793%	11562	1226	9.4 2			1.0000E-04
8	20.627	DRF	0.4378	14.8242%	4378	1000	10.1 2			1.0000E-04



30 Min Scale: 10 Mv
 SD-36 Processed: 12-10-1991 07:10:01, segment 10, cycle 10
 RAW DATA SAVED IN FILE D:RE110.PTS

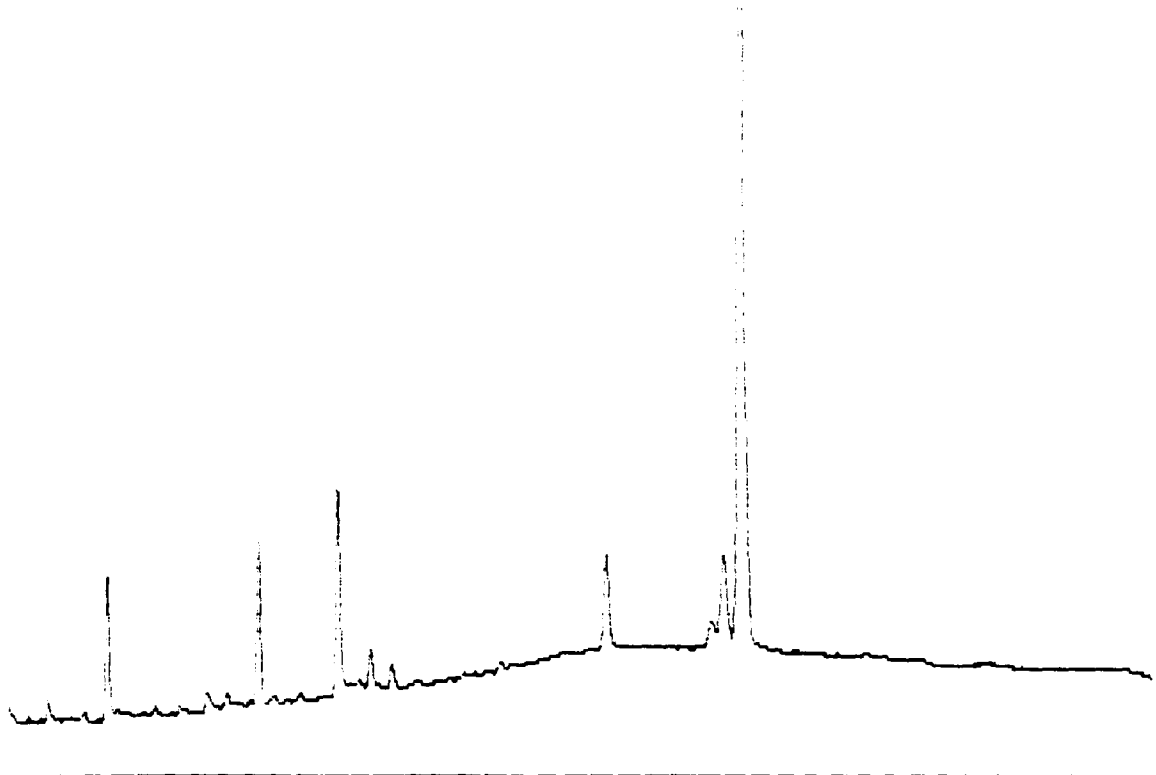
***** EXTERNAL STANDARD TABLE *****

***** 12-10-1991 07:11:34 Version 5.1 *****
 * Sample Name: SD-36 Data File: D:RE110 *
 * Date: 12-10-1991 12:42:36 Method: PCB 12-04-1991 09:01:32 # 23 *
 * Interface: 16 Cycle#: 10 Operator DE Channel#: 0 Vial#: N.A. *
 * Starting Peak Width: 2 Threshold: 5 Area Threshold: 10 *

 * Instrument Type: TRACOR 540 Column Type: SPB-5 *
 * Solvent Description: *
 * Conditions: pro #2 *
 * Detector 0: Detector 1: FID *
 * Misc. Information: 9 cc/min He *

 Starting Delay: 4.00 Ending retention time: 30.00
 Area reject: 10 One sample per 0.200 sec.
 Amount injected: 1.00 Dilution factor: 1.00
 Sample Weight: 1.00000

PEAK NUM	RET TIME	PEAK NAME	CONCENTRATION in PPM	NORMALIZED CONC	AREA	HEIGHT	AREA/ HEIGHT	REF PEAK	% DELTA RET TIME	CONC/AREA
1	4.150		0.0553	3.1035%	553	156	3.6 1			1.0000E-04
	4.920		0.1074	6.0278%	1074	255	4.2 1			1.0000E-04
3	6.257		0.0809	4.5410%	809	194	4.2 1			1.0000E-04
4	8.580		0.2478	13.9069%	2478	369	6.7 1			1.0000E-04
5	9.660		0.3634	20.3961%	3634	630	5.8 1			1.0000E-04
6	17.573		0.4848	27.2098%	4848	694	7.0 1			1.0000E-04
7	20.223		0.0978	5.4918%	978	128	7.6 1			1.0000E-04
8	20.447	DBP	0.2442	13.2219%	2442	320	7.6 1	0	A	1.0000E-04



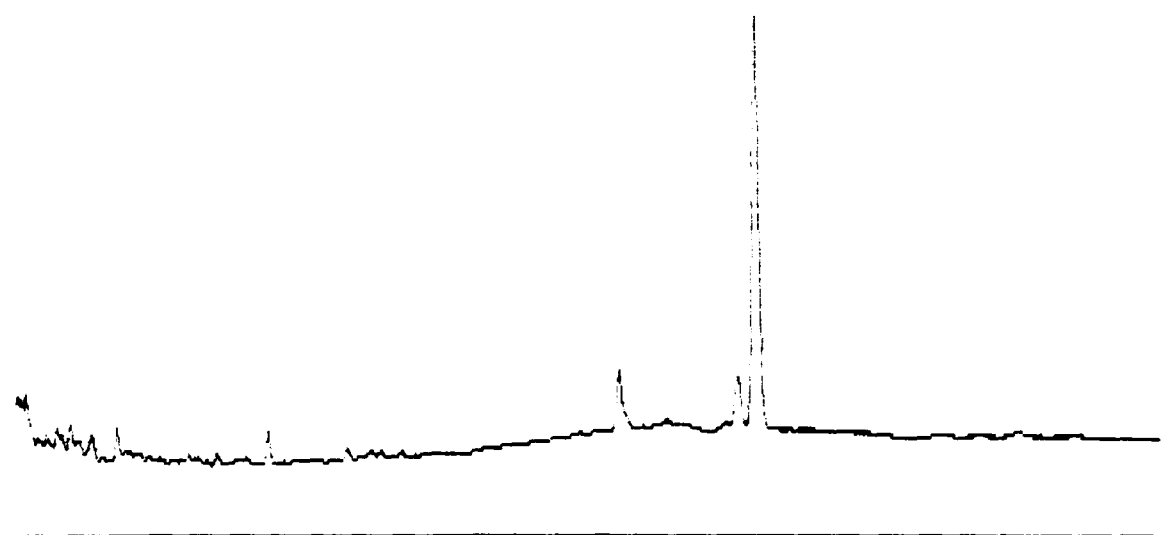
4-30 Min Scale: 10 MV
 SW-6 Processed: 12-10-1991 07:46:42, segment 11, cycle 11
 RAW DATA SAVED IN FILE D:RE111.PTS

```

***** EXTERNAL STANDARD TABLE *****
***** 12-10-1991 07:48:15 Version 5.1 *****
* Sample Name: SW-6                               Data File: D:RE111 *
  Date: 12-10-1991 13:55:57 Method: PCB 12-04-1991 09:01:32 # 23 *
* Interface: 16 Cycle#: 11 Operator DE Channel#: 0 Vial#: N.A. *
* Starting Peak Width: 2 Threshold: 5 Area Threshold: 10 *
*****
* Instrument Type: TRACOR 540                      Column Type: SPB-5 *
* Solvent Description: *
* Conditions: pro #2 *
* Detector 0: *
* Detector 1: FID *
* Misc. Information: 9 cc/min He *
*****
Starting Delay: 4.00                               Ending retention time: 30.00
Area reject: 10                                    One sample per 0.200 sec.
Amount injected: 1.00                               Dilution factor: 1.00
Sample Weight: 1.00000
  
```

PEAK NUM	RET TIME	PEAK NAME	CONCENTRATION in PPM	NORMALIZED CONC	AREA	HEIGHT	AREA/ HEIGHT BL	REF PEAK	% DELTA RET TIME	CONC/AREA
1	4.910		0.0194	0.3635%	194	74	2.6 1			1.0000E-04
2	6.260		0.7949	14.9119%	7949	1501	5.3 1			1.0000E-04
3	8.520		0.0192	0.3602%	192	50	3.9 1			1.0000E-04
4	9.670		1.0182	19.0999%	10182	1725	5.9 1			1.0000E-04
5	11.453		1.4085	26.4223%	14086	2155	6.5 1			1.0000E-04
6	12.207		0.2151	4.0357%	2151	376	5.7 1			1.0000E-04
7	12.680		0.0231	0.4326%	231	59	3.9 1			1.0000E-04
8	17.587		0.7237	13.5755%	7237	979	7.4 1			1.0000E-04
9	20.243		0.7535	14.1338%	7535	838	9.0 1			1.0000E-04
10	20.663	DBC	0.3553	6.6647%	90003	8650	10.4 1	10	0	3.9475E-06

TOTAL AMOUNT = 5.3309



4-30 Min Scale: 10 MV
 SD-7 Processed: 12-10-1991 08:23:06, segment 12, cycle 12
 RAW DATA SAVED IN FILE D:RE112.PTS

***** EXTERNAL STANDARD TABLE *****

***** 12-10-1991 08:24:52 Version 5.1 *****

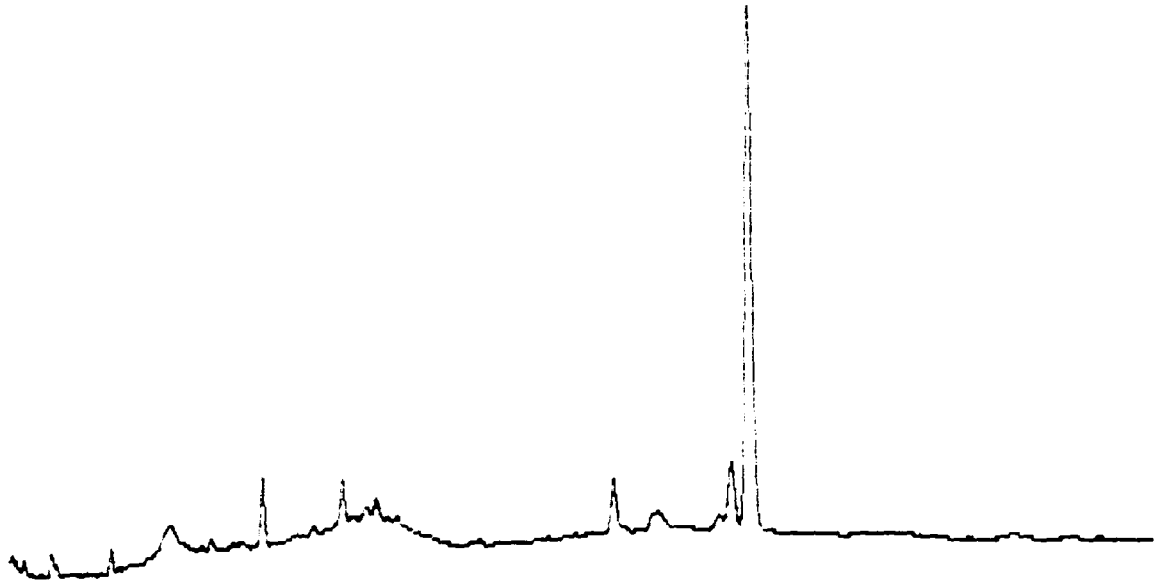
Sample Name: SD-7 Data File: D:RE112 *
 * Date: 12-10-1991 15:08:49 Method: PCB 12-04-1991 09:01:32 # 23 *
 * Interface: 16 Cycle#: 12 Operator DE Channel#: 0 Vial#: N.A. *
 * Starting Peak Width: 2 Threshold: 5 Area Threshold: 10 *

 * Instrument Type: TRACOR 540 Column Type: SPB-5 *
 * Solvent Description: *
 * Conditions: pro #2 *
 * Detector 0: Detector 1: FID *
 * Misc. Information: 9 cc/min He *

Starting Delay: 4.00 Ending retention time: 30.00
 Area reject: 10 One sample per 0.200 sec.
 Amount injected: 1.00 Dilution factor: 1.00
 -Sample Weight: 1.00000

PEAK NUM	RET TIME	PEAK NAME	CONCENTRATION in PPM	NORMALIZED CONC	AREA	HEIGHT	AREA/ HEIGHT BL	REF PEAK	% DELTA RET TIME	CONC/AREA
1	4.053		0.0114	1.4575%	114	59	1.9 1			1.0000E-04
2	4.240		0.1120	14.3166%	1120	254	4.4 1			1.0000E-04
3	4.947		0.0209	2.6669%	209	71	3.0 1			1.0000E-04
4	5.257		0.0253	3.2346%	253	63	4.0 1			1.0000E-04
5	5.720		0.0178	2.2808%	178	46	3.9 1			1.0000E-04
6	6.300		0.1240	15.8508%	1240	276	4.5 1			1.0000E-04
7	9.723		0.1650	21.0901%	1650	309	5.3 1			1.0000E-04
8	17.663		0.0556	7.1110%	556	107	5.2 1			1.0000E-04
9	20.340		0.0526	6.7223%	526	72	7.3 1			1.0000E-04
10	20.760	DBC	0.1976	25.2693%	46438	4519	10.3 1	10	0	4.2562E-06

TOTAL AMOUNT = 0.7822



-30 Min Scale: 10 Mv
 -7D Processed: 12-10-1991 08:59:27, segment 1, cycle 13
 RAW DATA SAVED IN FILE D:RE113.PTS

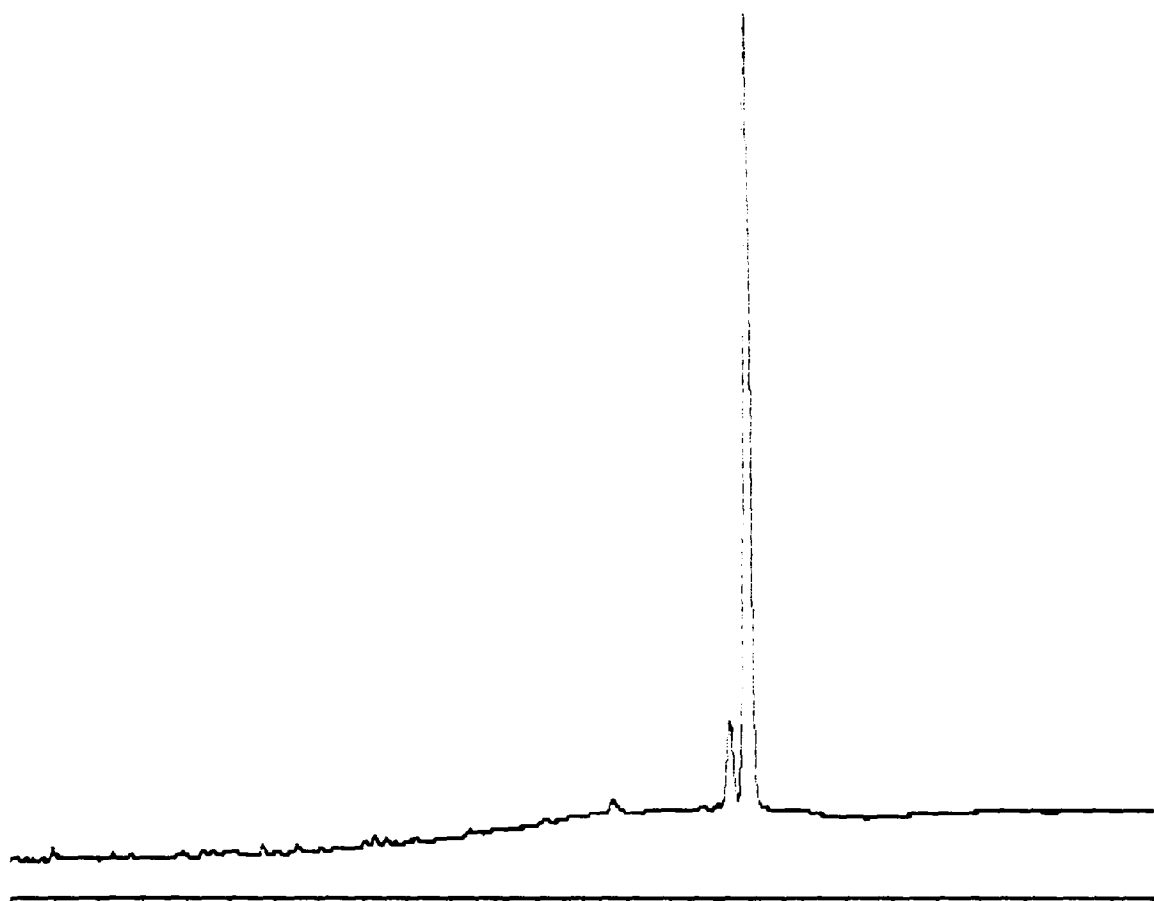
***** EXTERNAL STANDARD TABLE *****
 ***** 12-10-1991 09:01:01 Version 5.1 *****
 * Sample Name: SD-7D Data File: D:RE113 *
 * Date: 12-10-1991 16:21:29 Method: PCB 12-04-1991 09:01:32 # 23 *
 * Interface: 16 Cycle#: 13 Operator DE Channel#: 0 Vial#: N.A. *
 * Starting Peak Width: 2 Threshold: 5 Area Threshold: 10 *

 * Instrument Type: TRACOR 540 Column Type: SPB-5 *
 * Solvent Description: *
 * Conditions: pro #2 *
 * Detector 0: Detector 1: FID *
 * Misc. Information: 9 cc/min He *

 Starting Delay: 4.00 Ending retention time: 30.00
 Area reject: 10 One sample per 0.200 sec.
 Amount injected: 1.00 Dilution factor: 1.00
 Sample Weight: 1.00000

PEAK NUM	RET TIME	PEAK NAME	CONCENTRATION in PPM	NORMALIZED CONC	AREA	HEIGHT	AREA/ HEIGHT BL	REF PEAK	% DELTA RET TIME	CONC/AREA
1	4.960		0.0205	1.4234%	206	72	2.8 1			1.0000E-04
	6.320		0.0906	6.2768%	906	208	4.4 1			1.0000E-04
	9.757		0.4050	28.0495%	4050	695	5.8 1			1.0000E-04
4	11.550		0.2535	17.5572%	2535	434	5.8 1			1.0000E-04
5	17.690		0.3632	25.1563%	3632	501	7.2 1			1.0000E-04
6	20.373		0.0681	4.7197%	681	107	6.4 1			1.0000E-04
7	20.800	DBC	0.2428	16.8171%	58915	5683	10.4 1	7	0	4.1211E-06

TOTAL AMOUNT = 1.4437



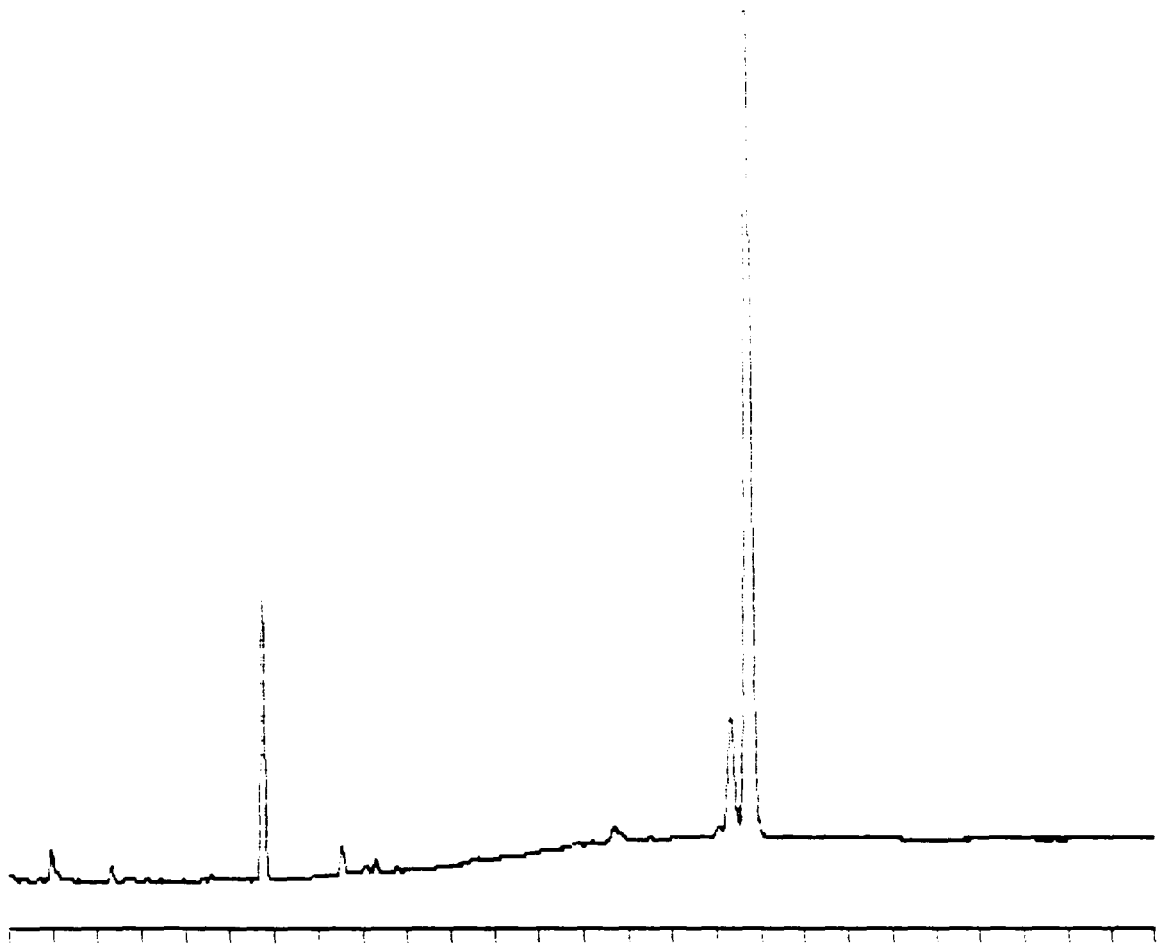
30 Min Scale: 10 Mv
 MTBLKh20-1 Processed: 12-10-1991 09:35:53, segment 2, cycle 14
 RAW DATA SAVED IN FILE D:RE114.PTS

```

***** EXTERNAL STANDARD TABLE *****
***** 12-10-1991 09:37:23 Version 5.1 *****
* Sample Name: MTBLKh20-12/4           Data File: D:RE114
* Date: 12-10-1991 17:34:19 Method: PCB 12-04-1991 09:01:32 # 23
* Interface: 16 Cycle#: 14 Operator DE Channel#: 0 Vial#: N.A.
* Starting Peak Width: 2 Threshold: 5 Area Threshold: 10
*****
* Instrument Type: TRACOR 540           Column Type: SPB-5
* Solvent Description:
* Conditions: pro #2
* Detector 0:
* Detector 1: FID
* Misc. Information: 9 cc/min He
*****
Starting Delay: 4.00           Ending retention time: 30.00
Area reject: 10               One sample per 0.200 sec.
Amount injected: 1.00         Dilution factor: 1.00
Sample Weight: 1.00000
  
```

PEAK NUM	RET TIME	PEAK NAME	CONCENTRATION in PPM	NORMALIZED CONC	AREA	HEIGHT	AREA/ HEIGHT BL	REF PEAK	% DELTA RET TIME	CONC/AREA
1	20.343		0.8350	70.3071%	8350	870	9.6 2			1.0000E-04
	20.767	DBC	0.3526	29.6929%	89271	8602	10.4 2	2	0	3.9502E-06

TOTAL AMOUNT = 1.1876



-30 Min Scale: 10 MV
 MTBLKS-12/ Processed: 12-10-1991 10:28:52, segment 3, cycle 15
 RAW DATA SAVED IN FILE D:RE115.PTS

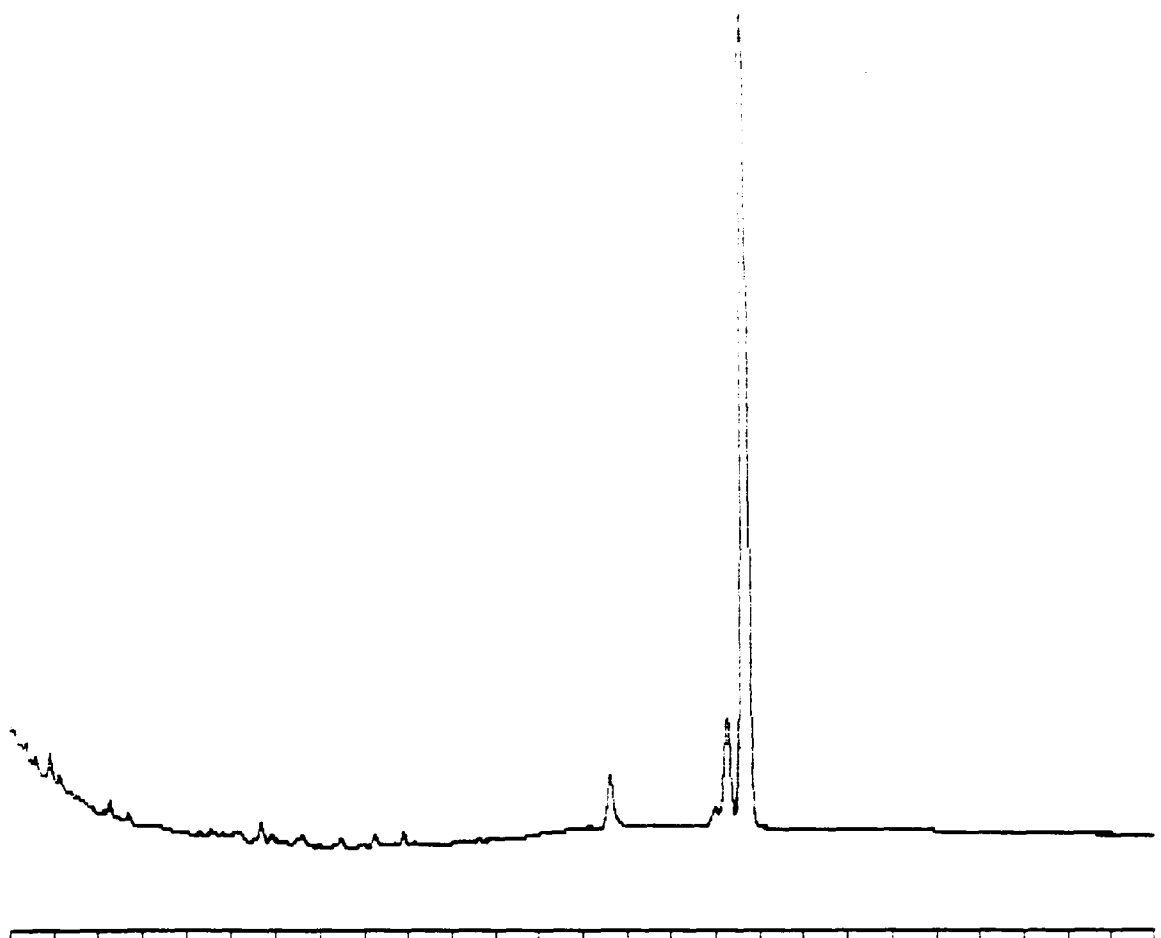
```

***** EXTERNAL STANDARD TABLE *****
***** 12-10-1991 10:30:25 Version 5.1 *****
* Sample Name: MTBLKS-12/4                      Data File: D:RE115      *
* Date: 12-10-1991 19:02:32 Method: PCB 12-10-1991 10:26:32 # 24      *
* Interface: 16 Cycle#: 15 Operator DE Channel#: 0 Vial#: N.A.        *
* Starting Peak Width: 2 Threshold: 5 Area Threshold: 10              *
*****
* Instrument Type: TRACOR 540                      Column Type: SPB-5          *
* Solvent Description:                               *
* Conditions: pro #2                               *
* Detector 0:                                       Detector 1: FID           *
* Misc. Information: 9 cc/min He                    *
*****
Starting Delay: 4.00                               Ending retention time: 30.00
Area reject: 10                                    One sample per 0.200 sec.
Amount injected: 1.00                               Dilution factor: 1.00
Sample Weight: 1.00000
  
```

PEAK NUM	RET TIME	PEAK NAME	CONCENTRATION in PPM	NORMALIZED CONC	AREA	HEIGHT	AREA/ HEIGHT BL	REF PEAK	% DELTA RET TIME	CONC/AREA
1	4.967		0.1080	3.0755%	1080	259	4.2 1			1.0000E-04
2	6.317		0.0128	0.3652%	128	49	2.6 1			1.0000E-04
3	9.743		1.7665	50.3191%	17665	2986	5.9 1			1.0000E-04
4	11.533		0.0245	0.6979%	245	62	4.0 1			1.0000E-04
5	20.320		1.1808	33.6359%	11808	1215	9.7 2			1.0000E-04
6	20.740	OBC	0.4180	11.9065%	107334	10285	10.4 2	6	0	3.8944E-06

TOTAL AMOUNT = 2.5107

SC



-30 Min Scale: 10 MV
 SW-10 Processed: 12-10-1991 10:47:34, segment 4, cycle 16
 RAW DATA SAVED IN FILE D:RE116.PTS

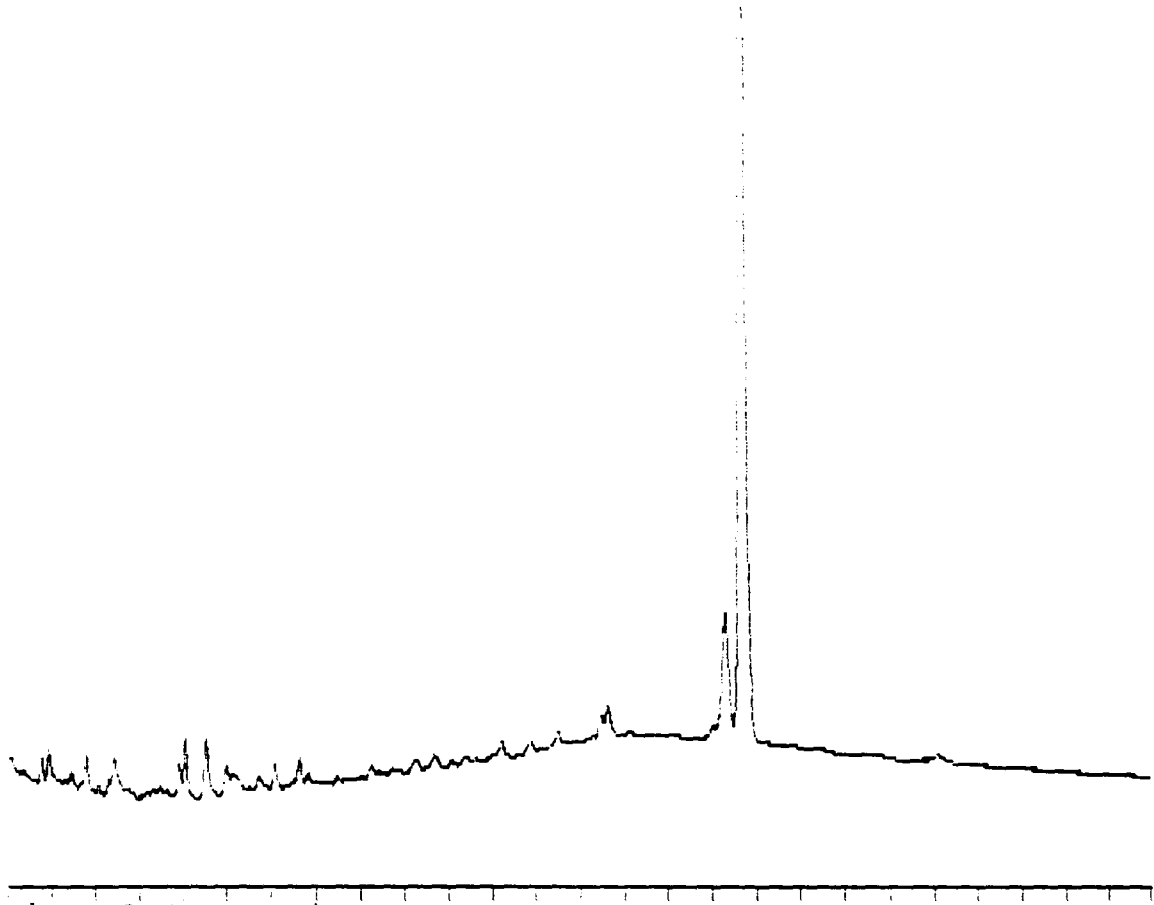
***** EXTERNAL STANDARD TABLE *****
 ***** 12-10-1991 10:49:07 Version 5.1 *****
 * Sample Name: SW-10 Data File: D:RE116 *
 * Date: 12-10-1991 19:57:42 Method: PCB 12-10-1991 10:26:32 # 24 *
 * Interface: 16 Cycle#: 16 Operator DE Channel#: 0 Vial#: N.A. *
 * Starting Peak Width: 2 Threshold: 5 Area Threshold: 10 *

 * Instrument Type: TRACOR 540 Column Type: SPB-5 *
 * Solvent Description: *
 * Conditions: pro #2 *
 * Detector 0: Detector 1: FID *
 * Misc. Information: 9 cc/min He *

 Starting Delay: 4.00 Ending retention time: 30.00
 Area reject: 10 One sample per 0.200 sec.
 Amount injected: 1.00 Dilution factor: 1.00
 Sample Weight: 1.00000

PEAK NUM	RET TIME	PEAK NAME	CONCENTRATION in PPM	NORMALIZED CONC	AREA	HEIGHT	AREA/ HEIGHT	REF PEAK	% DELTA RET TIME	CONC/AREA
1	4.930		0.0865	5.6710%	865	222	3.9 1			1.0000E-04
2	17.633		0.0447	2.9292%	447	85	5.3 1			1.0000E-04
3	20.283		0.9998	65.5333%	9998	1068	9.4 2			1.0000E-04
4	20.703	DBC	0.3946	25.8664%	100876	9662	10.4 2	4	0	3.9120E-06

TOTAL AMOUNT = 1.5256



4-30 Min Scale: 10 MV
 SW-14 Processed: 12-10-1991 11:24:06, segment 5, cycle 17
 RAW DATA SAVED IN FILE D:RE117.PTS

***** EXTERNAL STANDARD TABLE *****
 ***** 12-10-1991 11:25:41 Version 5.1 *****
 * Sample Name: SW-14 Data File: D:RE117 *
 * Date: 12-10-1991 21:10:44 Method: PCB 12-10-1991 10:26:32 # 24 *
 * Interface: 16 Cycle#: 17 Operator DE Channel#: 0 Vial#: N.A. *
 * Starting Peak Width: 2 Threshold: 5 Area Threshold: 10 *

 * Instrument Type: TRACOR 540 Column Type: SPB-5 *
 * Solvent Description: *
 * Conditions: pro #2 *
 * Detector 0: Detector 1: FID *
 * Misc. Information: 9 cc/min He *

 Starting Delay: 4.00 Ending retention time: 30.00
 Area reject: 10 One sample per 0.200 sec.
 Amount injected: 1.00 Dilution factor: 1.00
 Sample Weight: 1.00000

PEAK NUM	RET TIME	PEAK NAME	CONCENTRATION in PPM	NORMALIZED CONC	AREA	HEIGHT	AREA/ HEIGHT BL	REF PEAK	% DELTA RET TIME	CONC/AREA
9	8.547		0.3146	11.4533%	3146	564	5.6 1			1.0000E-04
10	8.990		0.0279	1.0156%	279	73	3.8 1			1.0000E-04
11	10.080		0.0200	0.7281%	200	60	3.4 1			1.0000E-04
12	10.640		0.0262	0.9530%	262	61	4.3 1			1.0000E-04
13	17.473		0.0194	0.7077%	194	49	4.0 1			1.0000E-04
14	17.637		0.0193	0.7037%	193	50	3.8 1			1.0000E-04
15	20.300		1.1814	43.0061%	11814	1239	9.5 2			1.0000E-04
16	20.717	DBC	0.4272	15.5499%	10987	10472	10.5 2	16	0	3.8880E-06

TOTAL AMOUNT = 2.7471

BENNINGTON LANDFILL - LEI
DAILY ANALYSIS SEQUENCE

NO.	SAMPLE	MTD FILE	DATA FILE	DATE TIME	DILUTIONS & COMMENTS
CAL CHK #6					
51	1221, 1260	PCB	RE118	12/10/91 12:02:16	RERUN AT #57
52*	1254	PCB	RE119	12/10/91 12:38:46	
53*	1248	PCB	RE120	12/10/91 13:15:25	
54*	1242	PCB	RE121	12/10/91 13:52:27	
55*	1232	PCB	RE1122	12/10/91 14:29:28	
56*	1016	PCB	RE123	12/10/91 15:06:09	
57*	1221, 1260 RERUN	PCB	RE1241	12/10/91 16:33:01	
58	MTD BLK H ₂ O 12/6	PCB	RE1252	12/10/91 17:09:37	
59	MTD BLK SOIL 12/6	PCB	RE1263	12/10/91 17:42:32	
60	SD-10	PCB	RE1264	12/10/91 18:50:35	
61*	SD-14	PCB	RE1265	12/10/91 19:25:59	
62	SD-12	PCB	RE1266	12/10/91 20:58:14	
63	SW-12	PCB	RE1267	12/10/91 21:58:14	Poor injection volume; rerun at #148

* = Samples used for Quantitative Analysis.

BENNINGTON LANDFILL - LFI
DAILY ANALYSIS SEQUENCE (CONTINUED)

NO.	SAMPLE	MTD FILE	DATA FILE	DATE TIME	DILUTIONS & COMMENTS
CAL CHK #6 (CONTINUED)					
64	SW-13	PCB	RE1268	12/10/91 21:34:57	
65	SW-13 MS	PCB	RE1269	12/10/91 22:11:41	Spike; 1ml of 10 ppm 1254
66*	SW-04	PCB	RE12610	12/10/91 22:48:05	
67*	SW-04 D	PCB	RE12611	12/10/91 23:24:42	
68	SD-13	PCB	RE12612	12/11/91 00:01:20	
69	SD-13 MS	PCB	RE12613	12/11/91 00:37:59	Spike; 1ml of 10 ppm 1254
70	MTD BLK Soil	PCB	RE12614	12/11/91 01:14:46	
71	MTD BLK H ₂ O 12/7	PCB	RE12615	12/11/91 01:51:38	
72*	SW-2	PCB	RE12616	12/11/91 02:28:21	500ul - 1ml
73	MTD BLK H ₂ O	PCB	RE12617	12/11/91 03:05:09	
74	SD-5	PCB	RE12618	12/11/91 03:40:22	100ul - 1ml
75	MTD BLK Soil	PCB	RE12619	12/11/91 04:18:49	
77	SD-35	PCB	RE12620	12/11/91 04:55:43	100ul - 1ml

* = Samples used for Quantitative Analysis.

97

BENNINGTON LANDFILL - LEI
DAILY ANALYSIS SEQUENCE (CONTINUED)

NO.	SAMPLE	MTD FILE	DATA FILE	DATE TIME	DILUTIONS & COMMENTS
CAL CHK #6 (CONTINUED)					
78	MTD BLK Soil	PCB	RE12621	12/11/91 05:32:39	
79	SW-5	PCB	RE12622	12/11/91 06:09:31	
80	MTD BLK H ₂ O	PCB	RE12623	12/11/91 06:46:03	
81	SW-35	PCB	RE12624	12/11/91 07:22:27	
82	MTD-BLK H ₂ O	PCB	RE12625	12/11/91 07:58:57	
83*	SD-2	PCB	RE12626	12/11/92 08:35:17	
84	MTD BLK Soil	PCB	RE12627	12/11/91 09:09:31	

* = Samples used for Quantitative Analysis.

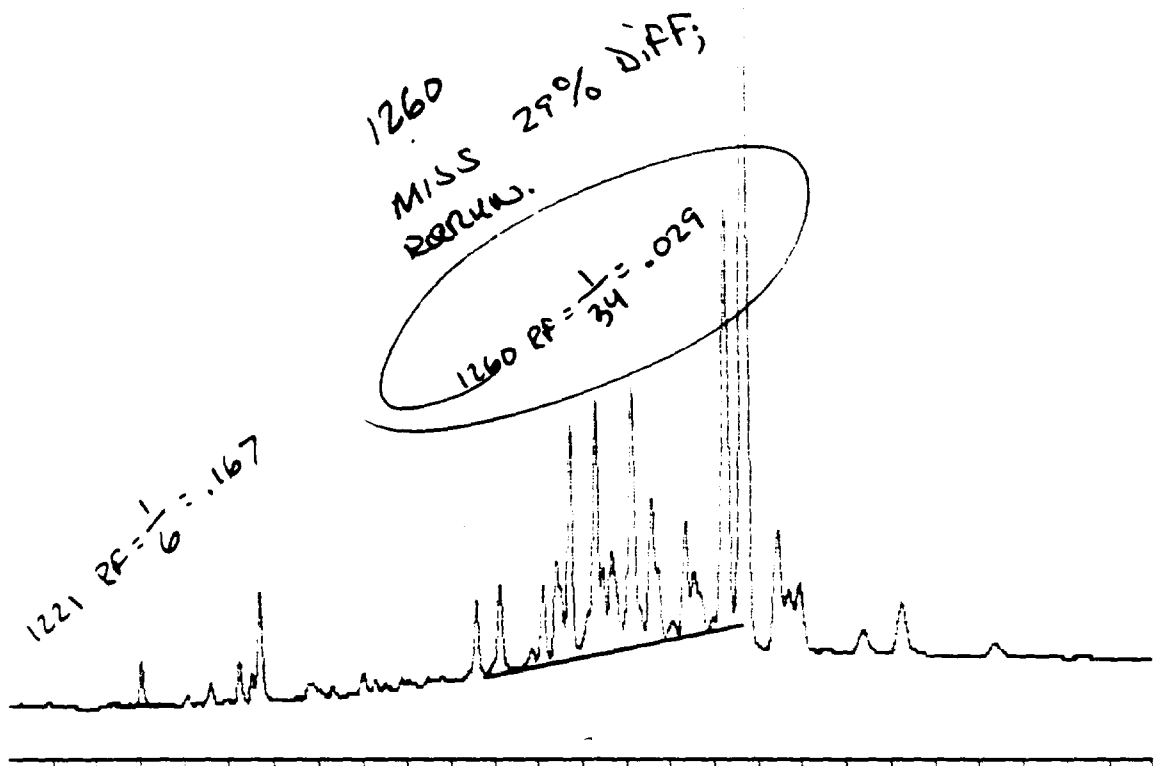
PESTICIDE AND PCB DAILY STANDARD CHECK

Calibration Dates: 12/04/91
Instrument I.D.: GC B

Check Standard Date: 12/10/91
Analyst: ML #6

Compound	Calibration Avg. rf	Check Standard rf	% Difference
alpha-BHC			
gamma-BHC			
beta-BHC			
delta-BHC			
Heptachlor			
Aldrin			
Heptachlor epoxide			
Endosulfan I			
4-4'-DDE			
Dieldrin			
Endrin			
4-4'-DDD			
Endosulfan II			
4-4'-DDP			
Endrin Aldehyde			
Endosulfan Sulfate			
Methoxychlor			
DIC			
Triphenyl-			
Chloro-			
Aroclor-1016 ^{Rt} 10.80	.062	.063	1.6
Aroclor-1221 ^{Rt} 7.14	.176	.167	5.1
Aroclor-1232 ^{Rt} 9.78	.133	.125	6.0
Aroclor-1242 ^{Rt} 10.82	.075	.071	5.3
Aroclor-1248 ^{Rt} 12.05	.066	.057	13.6
Aroclor-1254 ^{Rt} 15.04	.037	.034	8.1
Aroclor-1260 ^{Rt} 18.23	.041	.038	7.3

% Difference must be <15 for EPA Methods 608 and SW-846 8080



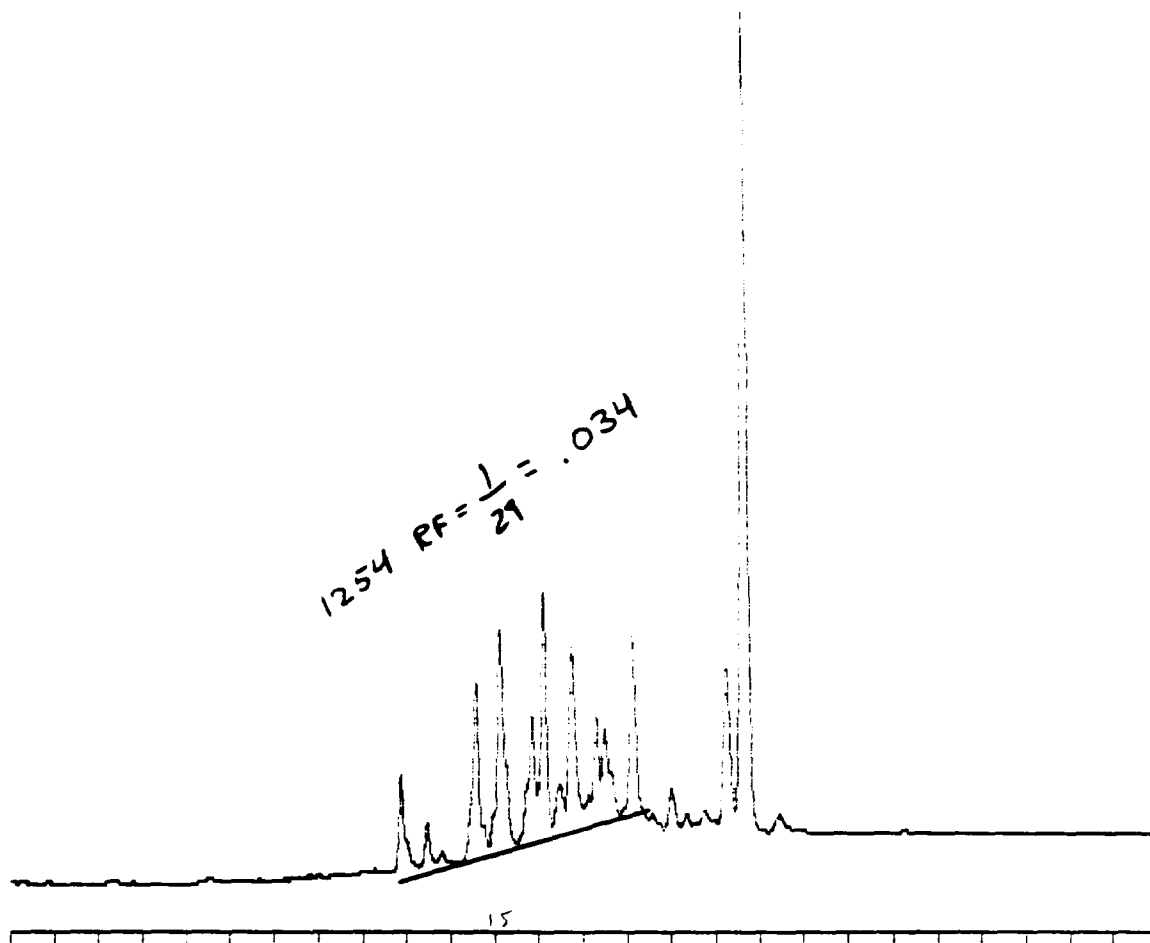
-30 Min Scale: 10 Mv
 1221/1260- Processed: 12-10-1991 12:00:41, segment 6, cycle 18
 RAW DATA SAVED IN FILE D:RE118.PTS

***** EXTERNAL STANDARD TABLE *****
 ***** 12-10-1991 12:02:16 Version 5.1 *****
 * Sample Name: 1221/1260-12-10 Data File: D:RE118 *
 * Date: 12-10-1991 22:23:55 Method: PCB 12-10-1991 10:26:32 # 24 *
 * Interface: 16 Cycle#: 18 Operator DE Channel#: 0 Vial#: N.A. *
 * Starting Peak Width: 2 Threshold: 5 Area Threshold: 10 *

 * Instrument Type: TRACOR 540 Column Type: SPB-5 *
 * Solvent Description: *
 * Conditions: pro #2 *
 * Detector 0: Detector 1: FID *
 * Misc. Information: 9 cc/min He *

 Starting Delay: 4.00 Ending retention time: 30.00
 Area reject: 10 One sample per 0.200 sec.
 Amount injected: 1.00 Dilution factor: 1.00
 Sample Weight: 1.00000

PEAK NUM	RET TIME	PEAK NAME	CONCENTRATION in PPM	NORMALIZED CONC	AREA	HEIGHT	AREA/ HEIGHT BL	REF PEAK	% DELTA RET TIME	CONC/AREA
1	7.030		0.2300	1.3675%	2300	426	5.4 1			1.0000E-04
2	9.240		0.2225	1.3229%	2225	385	5.8 1			1.0000E-04
3	9.517		0.0301	0.1792%	301	80	3.8 1			1.0000E-04
4	9.690		0.6583	3.9144%	6583	1049	6.3 1			1.0000E-04
5	14.597		0.4561	2.7118%	4561	726	6.3 1			1.0000E-04
6	15.133		0.5515	3.2792%	5515	828	6.7 1			1.0000E-04
7	16.117		0.5176	3.0778%	5176	752	6.9 1			1.0000E-04
8	16.417		0.3445	2.0482%	3445	524	6.6 1			1.0000E-04



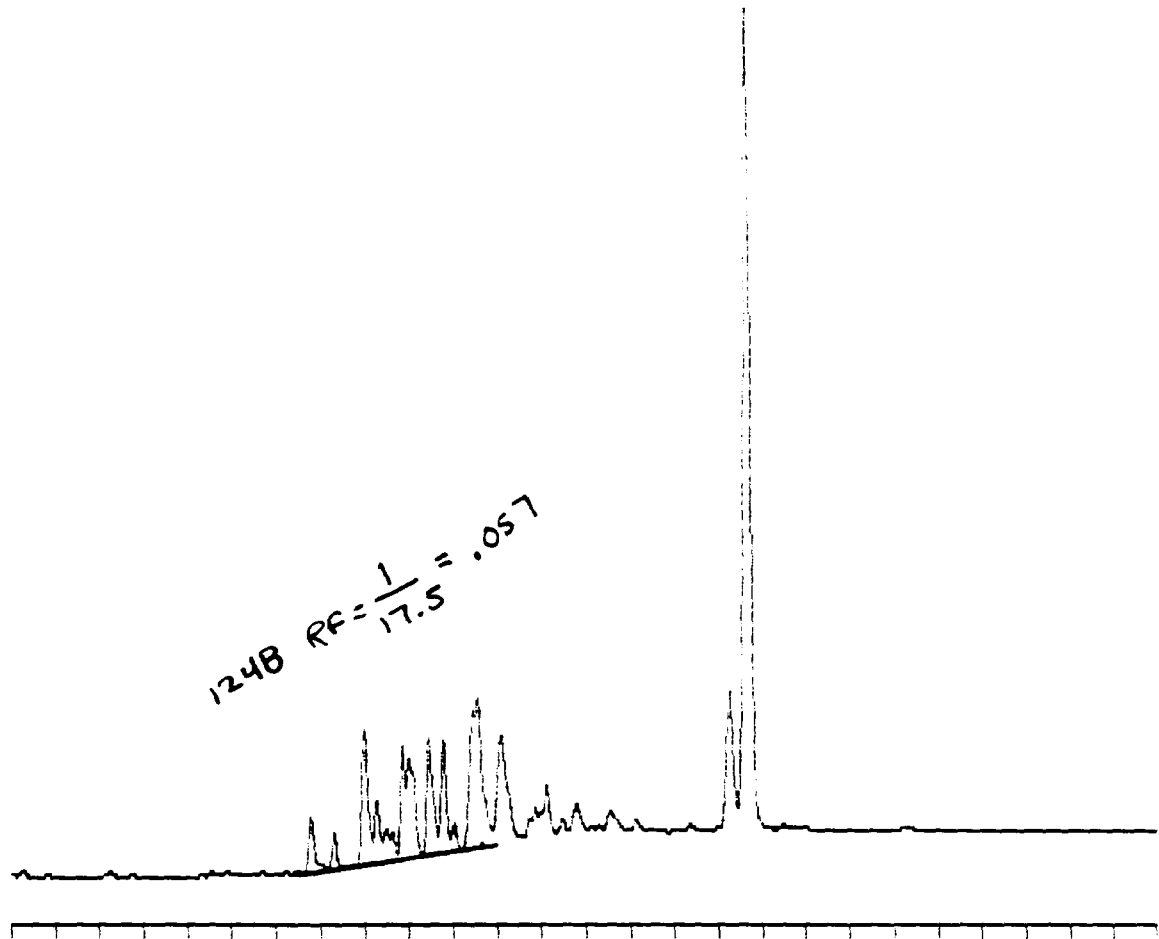
30 Min Scale: 10 MV

1254-12/10 Processed: 12-10-1991 12:37:13, segment 7, cycle 19
 RAW DATA SAVED IN FILE D:RE119.PTS

```

***** EXTERNAL STANDARD TABLE *****
***** 12-10-1991 12:38:46 Version 5.1 *****
* Sample Name: 1254-12/10 Data File: D:RE119 *
* Date: 12-10-1991 23:37:01 Method: PCB 12-10-1991 10:26:32 # 24 *
* Interface: 16 Cycle#: 19 Operator DE Channel#: 0 Vial#: N.A. *
* Starting Peak Width: 2 Threshold: 5 Area Threshold: 10 *
*****
* Instrument Type: TRACOR 540 Column Type: SPB-5 *
* Solvent Description: *
* Conditions: pro #2 *
* Detector 0: Detector 1: FID *
* Misc. Information: 9 cc/min He *
*****
Starting Delay: 4.00 Ending retention time: 30.00
Area reject: 10 One sample per 0.200 sec.
Amount injected: 1.00 Dilution factor: 1.00
Sample Weight: 1.00000
  
```

PEAK NUM	RET TIME	PEAK NAME	CONCENTRATION in PPM	NORMALIZED CONC	AREA	HEIGHT	HEIGHT BL	REF PEAK	% DELTA RET TIME	CONC/AREA
1	12.873		0.4947	3.8326%	4947	821	6.0 1			1.0000E-04
2	13.467		0.2438	1.8892%	2438	402	6.1 1			1.0000E-04
3	14.587		1.4606	11.3161%	14606	1739	8.4 1			1.0000E-04
4	14.983		0.0513	0.3978%	513	113	4.6 2			1.0000E-04
5	15.140		1.1800	9.1425%	11800	1762	6.7 2			1.0000E-04
6	15.740		0.2304	1.7849%	2304	504	4.6 2			1.0000E-04
7	15.863		0.9604	7.4406%	9604	1242	7.7 2			1.0000E-04
8	16.120		1.0775	8.2711%	10775	1561	7.7 2			1.0000E-04



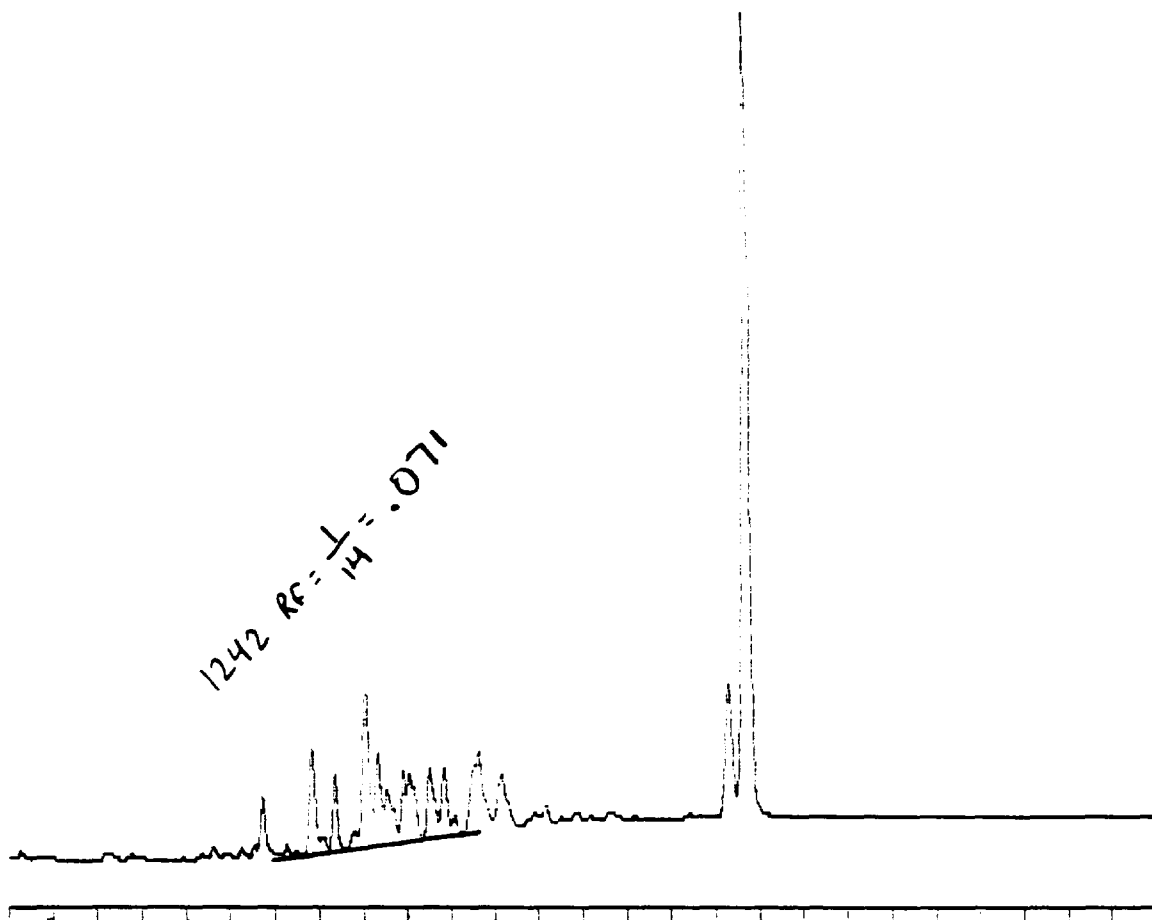
-30 Min Scale: 10 Mv
 1248-12/10 Processed: 12-10-1991 13:13:52, segment 8, cycle 20
 RAW DATA SAVED IN FILE D:RE120.PTS

***** EXTERNAL STANDARD TABLE *****
 ***** 12-10-1991 13:15:25 Version 5.1 *****
 * Sample Name: 1248-12/10 Data File: D:RE120 *
 * Date: 12-11-1991 00:50:18 Method: PCB 12-10-1991 10:26:32 # 24 *
 * Interface: 16 Cycle#: 20 Operator DE Channel#: 0 Vial#: N.A. *
 * Starting Peak Width: 2 Threshold: 5 Area Threshold: 10 *

 * Instrument Type: TRACOR 540 Column Type: SPB-5 *
 * Solvent Description: *
 * Conditions: pro #2 *
 * Detector 0: Detector 1: FID *
 * Misc. Information: 9 cc/min He *

 Starting Delay: 4.00 Ending retention time: 30.00
 Area reject: 10 One sample per 0.200 sec.
 Amount injected: 1.00 Dilution factor: 1.00
 Sample Weight: 1.00000

PEAK NUM	RET TIME	PEAK NAME	CONCENTRATION in PPM	NORMALIZED CONC	AREA	HEIGHT	AREA/ HEIGHT BL	REF PEAK	% DELTA RET TIME	CONC/AREA
1	10.783		0.0484	0.6213%	484	106	4.6 1			1.0000E-04
2	11.310		0.0330	0.4237%	330	88	3.8 1			1.0000E-04
3	12.010		1.2714	16.3338%	12714	1375	9.2 2			1.0000E-04
4	12.290		0.2681	3.4449%	2681	442	6.1 2			1.0000E-04
5	12.867		0.3934	5.0542%	3934	743	5.3 2			1.0000E-04
6	13.003		0.0336	0.4323%	336	102	3.3 2			1.0000E-04
7	13.460		1.1066	14.2168%	11066	1195	9.3 2			1.0000E-04
8	13.793		0.8252	10.7212%	8252	1000	7.3 2			1.0000E-04



-30 Min Scale: 10 MV 9 10 11 12
 1242-12/10 Processed: 12-10-1991 13:50:54, segment 9, cycle 21
 End of sequence file reached at cycle 21
 RAW DATA SAVED IN FILE D:RE121.PTS

***** EXTERNAL STANDARD TABLE *****

***** 12-10-1991 13:52:27 Version 5.1 *****

* Sample Name: 1242-12/10 Data File: D:RE121 *

* Date: 12-11-1991 02:04:23 Method: PCB 12-10-1991 10:26:32 # 24 *

* Interface: 16 Cycle#: 21 Operator DE Channel#: 0 Vial#: N.A. *

* Starting Peak Width: 2 Threshold: 5 Area Threshold: 10 *

* Instrument Type: TRACOR 540 Column Type: SPB-5 *

* Solvent Description: *

* Conditions: pro #2 *

* Detector 0: Detector 1: FID *

* Misc. Information: 9 cc/min He *

Starting Delay: 4.00 Ending retention time: 30.00

Area reject: 10 One sample per 0.200 sec.

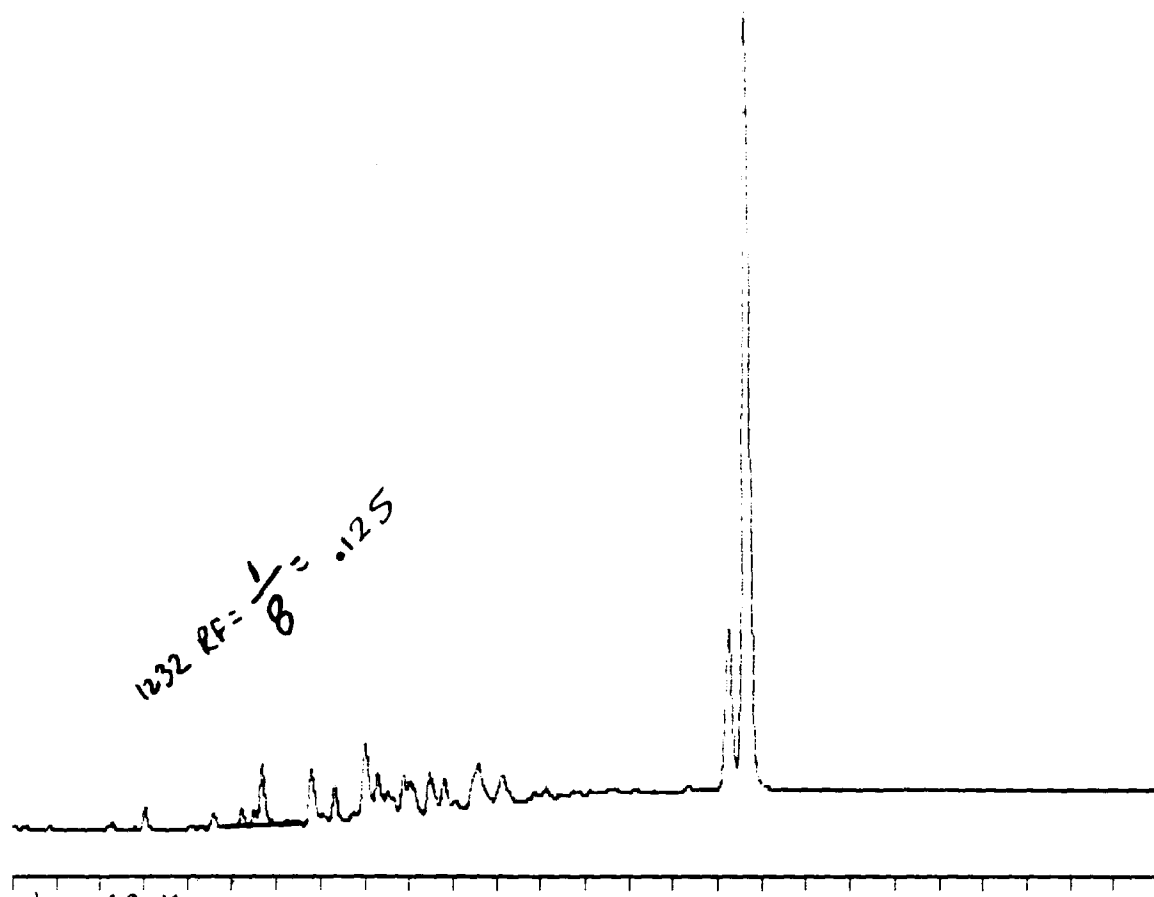
Amount injected: 1.00 Dilution factor: 1.00

Sample Weight: 1.00000

PEAK NUM	RET TIME	PEAK NAME	CONCENTRATION in PPM	NORMALIZED CONC	AREA	HEIGHT	HEIGHT BL	REF PEAK	% DELTA RET TIME	CONC/AREA
1	9.717		0.3191	5.2127%	3191	518	6.2 1			1.0000E-04
2	10.830		0.8586	14.0264%	8586	1034	8.3 1			1.0000E-04
3	11.360		0.4759	7.7740%	4759	746	6.4 1			1.0000E-04
4	12.053		1.3856	22.6365%	13856	1510	9.2 2			1.0000E-04
5	12.333		0.4271	6.9778%	4271	664	6.4 2			1.0000E-04
6	12.553		0.0207	0.3375%	207	54	3.8 1			1.0000E-04
7	12.913		0.2195	3.5854%	2195	417	5.2 2			1.0000E-04

1232 RF = 1/8 = .125

12/10/91
1232 M.P.



30 Min Scale: 10 Mv
 1242-12/10 Processed: 12-10-1991 14:27:55, segment 10, cycle 22
 End of sequence file reached at cycle 22
 RAW DATA SAVED IN FILE D:RE122.PTS

***** EXTERNAL STANDARD TABLE *****
 ***** 12-10-1991 14:29:28 Version 5.1 *****
 * Sample Name: 1242-12/10 Data File: D:RE122 *
 * Date: 12-11-1991 03:18:26 Method: PCB 12-10-1991 10:26:32 # 24 *
 * Interface: 16 Cycle#: 22 Operator DE Channel#: 0 Vial#: N.A. *
 * Starting Peak Width: 2 Threshold: 5 Area Threshold: 10 *

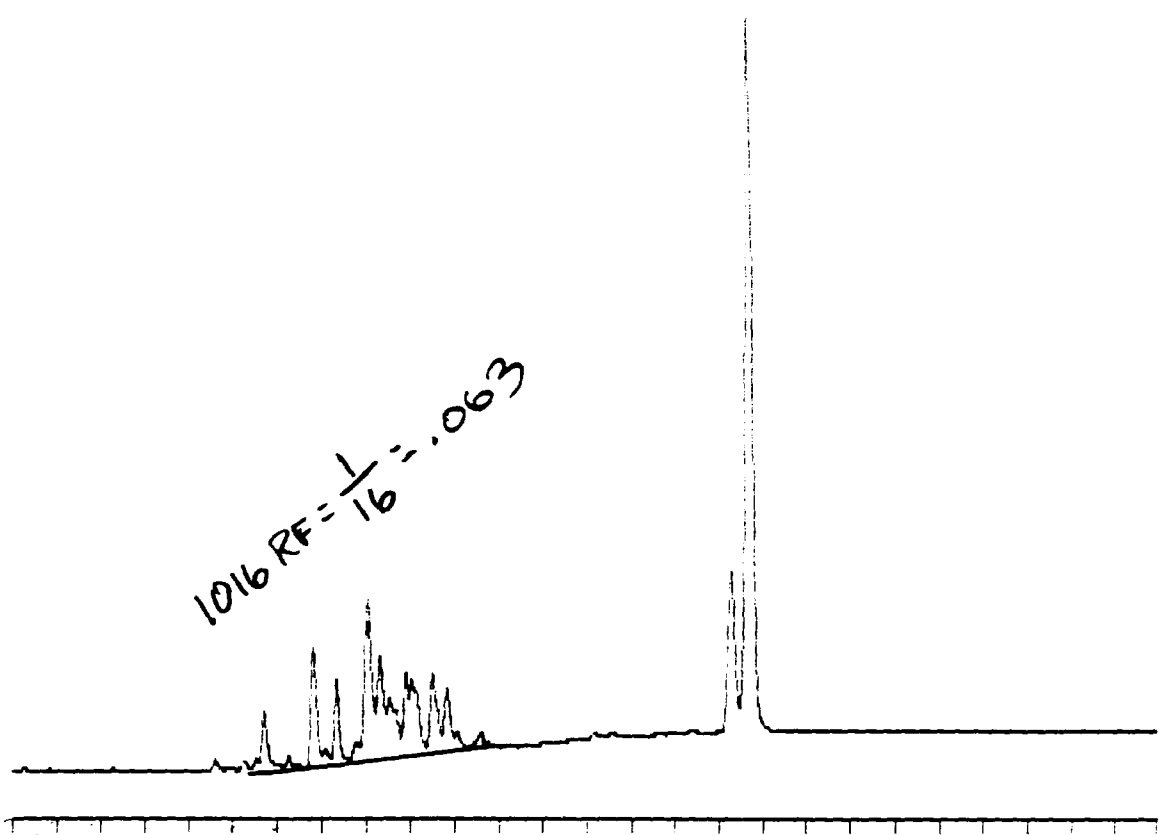
 * Instrument Type: TRACOR 540 Column Type: SPB-5 *
 * Solvent Description: *
 * Conditions: pro #2 *
 * Detector 0: Detector 1: FID *
 * Misc. Information: 9 cc/min He *

 Starting Delay: 4.00 Ending retention time: 30.00
 Area reject: 10 One sample per 0.200 sec.
 Amount injected: 1.00 Dilution factor: 1.00
 Sample Weight: 1.00000

PEAK NUM	RET TIME	PEAK NAME	CONCENTRATION in PPM	NORMALIZED CONC	AREA	HEIGHT	HEIGHT BL	REF PEAK	% DELTA RET TIME	CONC/AREA
1	7.030		0.0198	0.7235%	198	63	3.1 1			1.0000E-04
2	9.697		0.3468	12.6546%	3468	546	6.3 1			1.0000E-04
3	10.797		0.0591	2.1567%	591	138	4.3 1			1.0000E-04
4	11.330		0.0312	1.1391%	312	76	4.1 1			1.0000E-04
5	12.030		0.0796	2.9042%	796	105	7.6 1			1.0000E-04
6	12.307		0.0273	0.9968%	273	74	3.7 1			1.0000E-04
7	12.880		0.0368	1.3434%	368	98	3.8 1			1.0000E-04

1016 RF = 1/16 = .063

12/10/91
2.16 M.P.



-30 Min Scale: 10 Mv

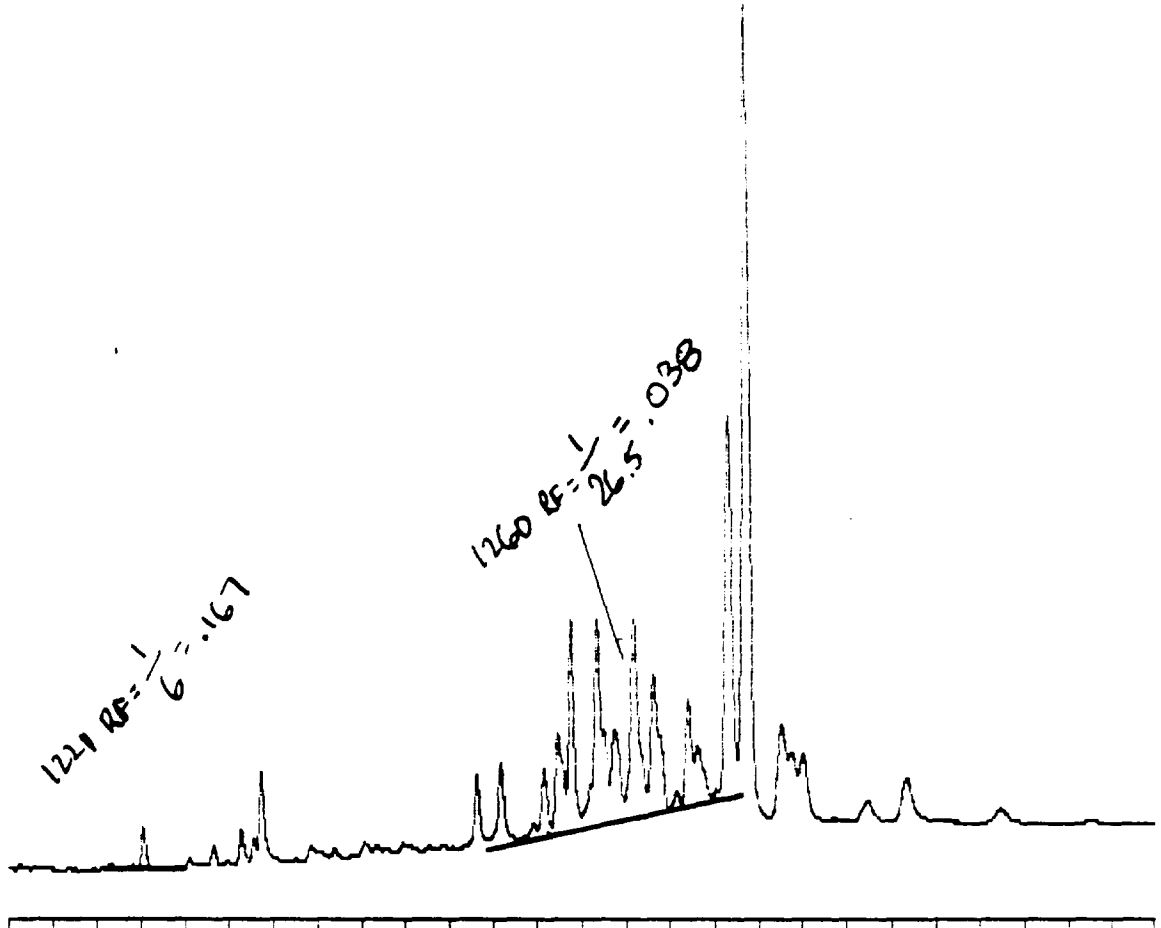
1242-12/10 Processed: 12-10-1991 15:04:37, segment 11, cycle 23
 End of sequence file reached at cycle 23
 RAW DATA SAVED IN FILE D:RE123.PTS

```

***** EXTERNAL STANDARD TABLE *****
***** 12-10-1991 15:06:09 Version 5.1 *****
* Sample Name: 1242-12/10                               Data File: D:RE123
* Date: 12-11-1991 04:31:50 Method: PCB 12-10-1991 10:26:32 # 24
* Interface: 16 Cycle#: 23 Operator DE Channel#: 0 Vial#: N.A.
* Starting Peak Width: 2 Threshold: 5 Area Threshold: 10
*****
* Instrument Type: TRACOR 540                          Column Type: SPB-5
* Solvent Description:
* Conditions: pro #2
* Detector 0:                                           Detector 1: FID
* Misc. Information: 9 cc/min He
*****
Starting Delay: 4.00 Ending retention time: 30.00
Area reject: 10 One sample per 0.200 sec.
Amount injected: 1.00 Dilution factor: 1.00
Sample Weight: 1.00000
  
```

PEAK NUM	RET TIME	PEAK NAME	CONCENTRATION in PPM	NORMALIZED CONC	AREA	HEIGHT	AREA/ HEIGHT BL	REF PEAK	% DELTA RET TIME	CONC/AREA
1	9.713		0.2991	4.4588%	2991	483	6.2 1			1.0000E-04
2	10.823		1.0026	14.9475%	10026	1187	8.4 1			1.0000E-04
3	11.350		0.5386	8.0294%	5386	824	6.5 1			1.0000E-04
4	12.053		1.4296	21.3137%	14296	1487	9.6 2			1.0000E-04
5	12.330		0.4429	6.6027%	4429	655	6.8 2			1.0000E-04
6	12.903		0.2354	3.5096%	2354	455	5.2 2			1.0000E-04
7	16.543		0.0199	0.2872%	199	61	3.3 2			1.0000E-04

SEQUENCE RECORDED IN D:\RERUN.SEG
 SEQUENCE RECORDED IN D:\RERUN.SEG



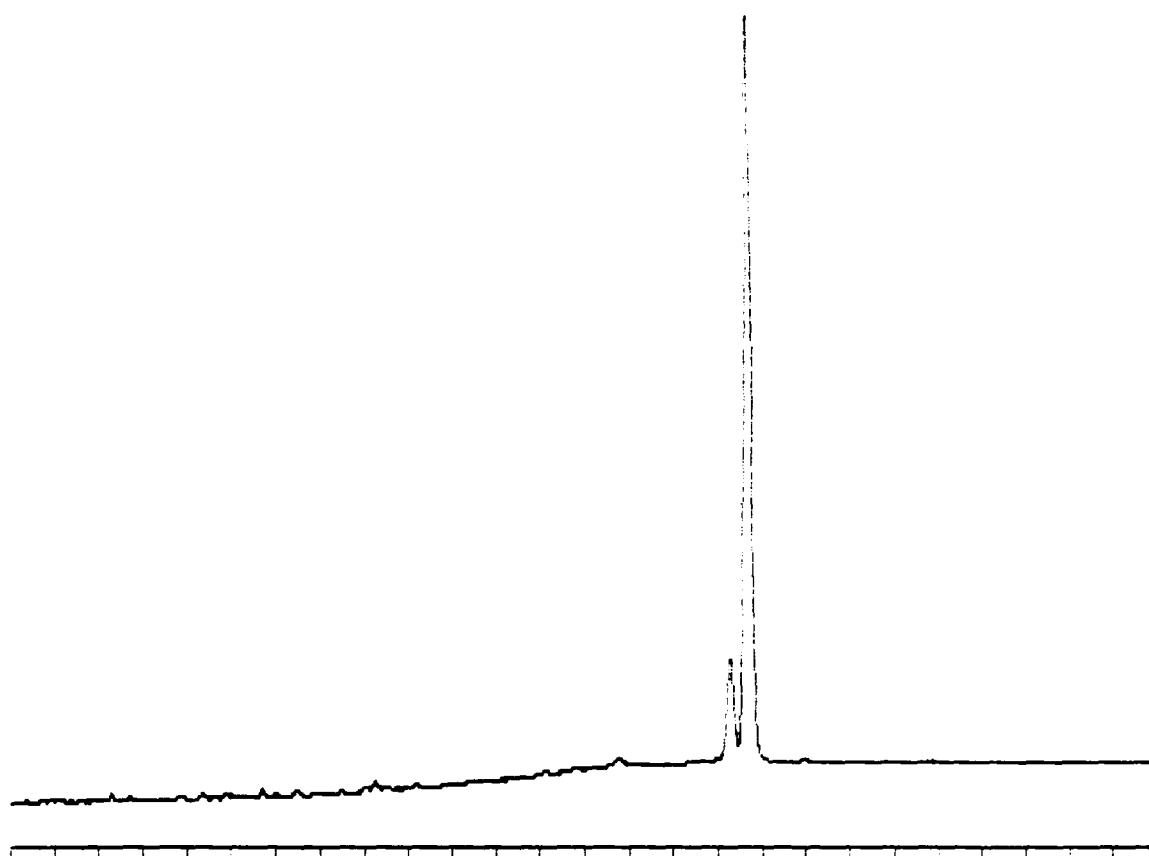
4-30 Min Scale: 10 MV
 1221,1260 Processed: 12-10-1991 16:31:13, segment 1, cycle 1
 RAW DATA SAVED IN FILE D:\RE1241.PTS

***** EXTERNAL STANDARD TABLE *****
 ***** 12-10-1991 16:33:01 Version 5.1 *****
 * Sample Name: 1221,1260 Data File: D:\RE1241 *
 * Date: 12-10-1991 16:44:43 Method: PCB 12-10-1991 10:26:32 # 24 *
 * Interface: 16 Cycle#: 1 Operator ML Channel#: 0 Vial#: N.A. *
 * Starting Peak Width: 2 Threshold: 5 Area Threshold: 10 *

 * Instrument Type: TRACOR 540 Column Type: SPB-5 *
 * Solvent Description: *
 * Conditions: pro #2 *
 * Detector 0: Detector 1: FID *
 * Misc. Information: 9 cc/min He *

 Starting Delay: 4.00 Ending retention time: 30.00
 Area reject: 10 One sample per 0.200 sec.
 Amount injected: 1.00 Dilution factor: 1.00
 Sample Weight: 1.00000

PEAK NUM	RET TIME	PEAK NAME	CONCENTRATION in PPM	NORMALIZED CONC	AREA	HEIGHT	AREA/ HEIGHT BL	REF PEAK	% DELTA RET TIME	CONC/AREA
1	7.040		0.0329	0.2559%	329	93	3.5 1			1.0000E-04
2	9.267		0.0352	0.2738%	352	85	4.1 1			1.0000E-04
3	9.547		0.0264	0.2057%	264	70	3.8 1			1.0000E-04
4	9.723		0.5446	4.2373%	5446	810	6.7 1			1.0000E-04
5	14.640		0.4222	3.2847%	4222	650	6.5 1			1.0000E-04
6	15.187		0.4774	3.7118%	4774	722	6.6 1			1.0000E-04



-30 Min Scale: 10 Mv
 MBH20 Processed: 12-10-1991 17:08:06, segment 2, cycle 2
 RAW DATA SAVED IN FILE D:RE1252.PTS

***** EXTERNAL STANDARD TABLE *****

***** 12-10-1991 17:09:37 Version 5.1 *****
 * Sample Name: MBH20 Data File: D:RE1252 *
 * Date: 12-10-1991 17:58:32 Method: PCB 12-10-1991 10:26:32 # 24 *
 * Interface: 16 Cycle#: 2 Operator ML Channel#: 0 Vial#: N.A. *
 * Starting Peak Width: 2 Threshold: 5 Area Threshold: 10 *

 * Instrument Type: TRACOR 540 Column Type: SPB-5 *
 * Solvent Description: *
 * Conditions: pro #2 *
 * Detector 0: Detector 1: FID *
 * Misc. Information: 9 cc/min He *

 Starting Delay: 4.00 Ending retention time: 30.00
 Area reject: 10 One sample per 0.200 sec.
 Amount injected: 1.00 Dilution factor: 1.00
 Sample Weight: 1.00000

PEAK NUM	RET TIME	PEAK NAME	CONCENTRATION in PPM	NORMALIZED CONC	AREA	HEIGHT	AREA/ HEIGHT BL	REF PEAK	% DELTA RET TIME	CONC/AREA
1	20.280		0.0973	22.5816%	973	149	6.5 1			1.0000E-04
2	20.693	DBC	0.3336	77.4184%	84005	8008	10.5 1	2	0	3.9710E-06

TOTAL AMOUNT = 0.4309




-30 Min Scale: 10 Mv
 MBSOIL Processed: 12-10-1991 17:44:52, segment 3, cycle 3
 End of sequence file reached at cycle 3
 RAW DATA SAVED IN FILE D:RE1263.PTS

```

***** EXTERNAL STANDARD TABLE *****
***** 12-10-1991 17:46:25 Version 5.1 *****
* Sample Name: MBSOIL                               Data File: D:RE1263 *
* Date: 12-10-1991 19:12:04 Method: PCB 12-10-1991 10:26:32 # 24 *
* Interface: 16 Cycle#: 3 Operator ML Channel#: 0 Vial#: N.A. *
* Starting Peak Width: 2 Threshold: 5 Area Threshold: 10 *
*****
* Instrument Type: TRACOR 540 Column Type: SPB-5 *
* Solvent Description: *
* Conditions: pro #2 *
* Detector 0: * Detector 1: FID *
* Misc. Information: 9 cc/min He *
*****
Starting Delay: 4.00 Ending retention time: 30.00
Area reject: 10 One sample per 0.200 sec.
Amount injected: 1.00 Dilution factor: 1.00
Sample Weight: 1.00000
  
```

PEAK NUM	RET TIME	PEAK NAME	CONCENTRATION in PPM	NORMALIZED CONC	AREA	HEIGHT	AREA/ HEIGHT BL	REF PEAK	% DELTA RET TIME	CONC/AREA
1	9.730		1.5407	51.0316%	15408	2551	6.0 1			1.0000E-04
2	11.517		0.0267	0.8857%	267	68	3.9 1			1.0000E-04
3	20.280		1.0985	36.3831%	10985	1119	9.8 2			1.0000E-04
4	20.693	OBC	0.3532	11.6996%	89436	8465	10.6 2	4	0	3.9496E-06

TOTAL AMOUNT = 3.0192



-30 Min Scale: 10 MV
 J-10 Processed: 12-10-1991 18:48:59, segment 1, cycle 4
 RAW DATA SAVED IN FILE D:\RE1264.PTS

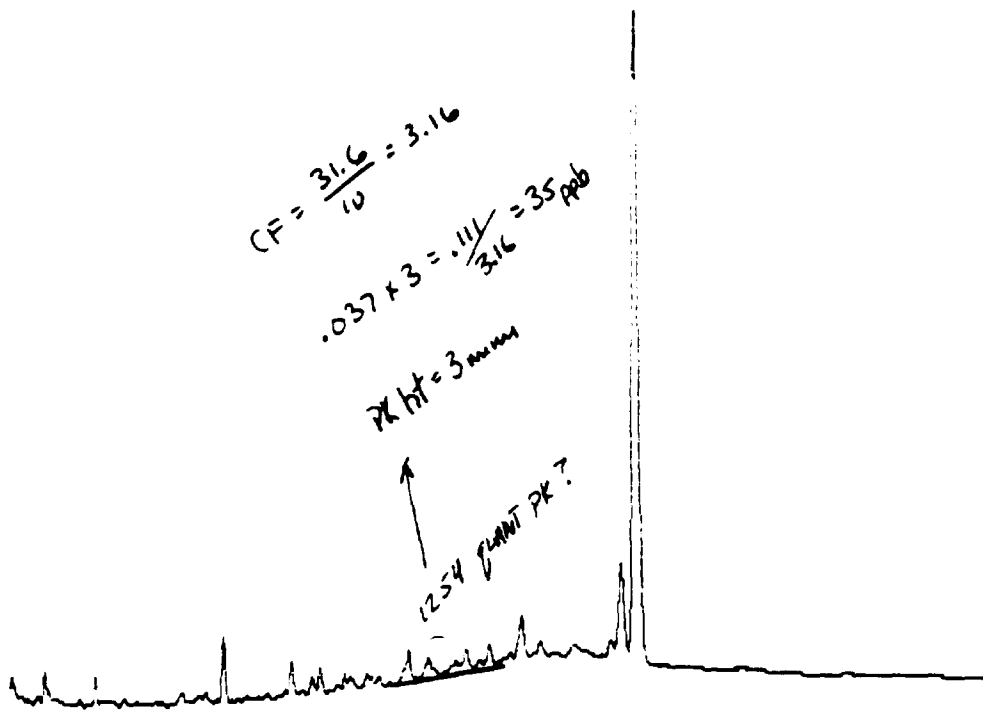
***** EXTERNAL STANDARD TABLE *****

***** 12-10-1991 18:50:35 Version 5.1 *****
 * Sample Name: SD-10 Data File: D:\RE1264 *
 * Date: 12-10-1991 18:50:18 Method: PCB 12-10-1991 10:26:32 # 24 *
 * Interface: 16 Cycle#: 4 Operator ML Channel#: 0 Vial#: N.A. *
 * Starting Peak Width: 2 Threshold: 5 Area Threshold: 10 *

 * Instrument Type: TRACOR 540 Column Type: SPB-5 *
 * Solvent Description: *
 * Conditions: pro #2 *
 * Detector 0: Detector 1: FID *
 * Misc. Information: 9 cc/min He *

Starting Delay: 4.00 Ending retention time: 30.00
 Area reject: 10 One sample per 0.200 sec.
 Amount injected: 1.00 Dilution factor: 1.00
 Sample Weight: 1.00000

PEAK NUM	RET TIME	PEAK NAME	CONCENTRATION in PPM	NORMALIZED CONC	AREA	HEIGHT	AREA/ HEIGHT BL	REF PEAK	% DELTA RET TIME	CONC/AREA
1	4.963		0.0707	2.7643%	707	189	3.7 1			1.0000E-04
2	6.330		0.1132	4.4259%	1132	250	4.5 1			1.0000E-04
3	9.770		0.3004	11.7444%	3004	535	5.6 1			1.0000E-04
4	11.563		0.0315	1.2316%	315	74	4.2 1			1.0000E-04
5	12.323		0.0283	1.1073%	283	59	4.8 1			1.0000E-04
6	17.723		0.4320	16.8905%	4320	568	7.6 1			1.0000E-04
7	20.390		1.1589	45.3106%	11589	1211	9.6 2			1.0000E-04
8	20.807	DBC	0.4227	16.5254%	108623	10372	10.5 2	8	0	3.8911E-06



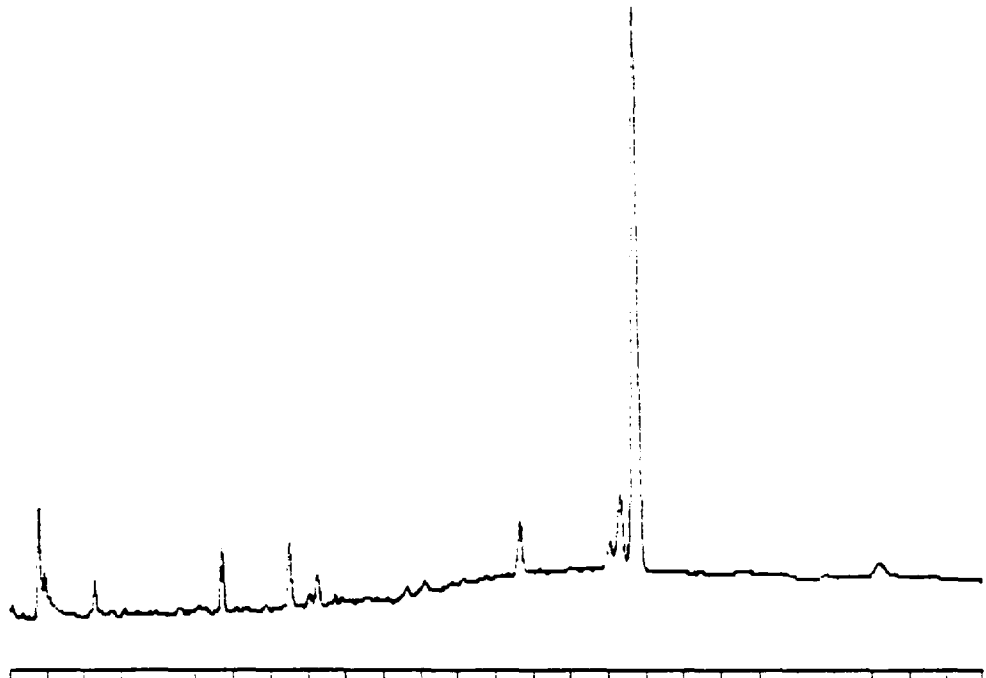
4-30 Min Scale: 10 Mv
 SD-14 Processed: 12-10-1991 19:25:23, segment 2, cycle 5
 RAW DATA SAVED IN FILE D:RE1265.PTS

***** EXTERNAL STANDARD TABLE *****

***** 12-10-1991 19:26:59 Version 5.1 *****
 * Sample Name: SD-14 Data File: D:RE1265 *
 * Date: 12-10-1991 20:03:06 Method: PCB 12-10-1991 10:26:32 # 24 *
 * Interface: 16 Cycle#: 5 Operator ML Channel#: 0 Vial#: N.A. *
 * Starting Peak Width: 2 Threshold: 5 Area Threshold: 10 *
 * Instrument Type: TRACOR 540 Column Type: SPB-5 *
 * Solvent Description: *
 * Conditions: pro #2 *
 * Detector 0: Detector 1: FID *
 * Misc. Information: 9 cc/min He *
 Starting Delay: 4.00 Ending retention time: 30.00
 Area reject: 10 One sample per 0.200 sec.
 Amount injected: 1.00 Dilution factor: 1.00
 Sample Weight: 1.00000

PEAK NUM	RET TIME	PEAK NAME	CONCENTRATION in PPM	NORMALIZED CONC	AREA	HEIGHT	AREA/ HEIGHT	REF PEAK	% DELTA RET TIME	CONC/AREA
1	4.060		0.0134	0.5912%	134	50	2.7 1			1.0000E-04
2	4.943		0.1271	5.5992%	1271	301	4.2 1			1.0000E-04
3	6.290		0.1563	6.8828%	1563	325	4.8 1			1.0000E-04
4	9.707		0.4678	20.6083%	4678	805	5.8 1			1.0000E-04
5	11.500		0.0342	1.5065%	342	86	4.0 1			1.0000E-04
6	12.257		0.0222	0.9797%	222	54	4.1 1			1.0000E-04
7	14.610		0.0208	0.9162%	208	65	3.2 1			1.0000E-04
8	16.147		0.0176	0.7770%	176	53	3.3 1			1.0000E-04
9	17.640		0.0302	1.3285%	302	67	4.5 1			1.0000E-04
10	20.300		0.9919	43.6939%	9919	1080	9.2 2			1.0000E-04
11	20.720	DBC	0.3886	17.1166%	9920	954	10.4 2	11	0	3.9170E-06

TOTAL AMOUNT = 2.2701



4-30 Min Scale: 10 MV
 SD-1012 *ML* Processed: 12-10-1991 20:01:53, segment 3, cycle 6
 End of sequence file reached at cycle 6
 RAW DATA SAVED IN FILE D:RE1266.PTS

12/10/91

***** EXTERNAL STANDARD TABLE *****
 ***** 12-10-1991 20:03:29 Version 5.1 *****
 * Sample Name: ~~SD-10~~ *SD-10* Data File: D:RE1266 *
 * Date: 12-10-1991 21:16:09 Method: PCB 12-10-1991 10:26:32 # 24 *
 * Interface: 16 Cycle#: 6 Operator ML Channel#: 0 Vial#: N.A. *
 * Starting Peak Width: 2 Threshold: 5 Area Threshold: 10 *

 * Instrument Type: TRACOR 540 Column Type: SPB-5 *
 * Solvent Description: *
 * Conditions: pro #2 *
 * Detector 0: Detector 1: FID *
 * Misc. Information: 9 cc/min He *


 Starting Delay: 4.00 Ending retention time: 30.00
 Area reject: 10 One sample per 0.200 sec.
 Amount injected: 1.00 Dilution factor: 1.00
 Sample Weight: 1.00000

PEAK NUM	RET TIME	PEAK NAME	CONCENTRATION in PPM	NORMALIZED CONC	AREA	HEIGHT	AREA/ HEIGHT BL	REF PEAK	% DELTA RET TIME	CONC/AREA
1	4.773		0.6647	24.3386%	6647	1267	5.2 2			1.0000E-04
2	4.940		0.1535	5.6208%	1535	333	4.6 2			1.0000E-04
3	6.293		0.1617	5.9211%	1617	344	4.7 1			1.0000E-04
4	9.710		0.4388	16.0694%	4388	758	5.8 1			1.0000E-04
5	11.500		0.4764	17.4440%	4764	762	6.2 1			1.0000E-04
6	12.257		0.0327	1.1981%	327	80	4.1 1			1.0000E-04
7	17.647		0.3963	14.5131%	3963	556	7.1 1			1.0000E-04
8	20.047		0.0311	1.1395%	311	47	6.7 1			1.0000E-04
9	20.320		0.0762	2.7892%	762	107	7.1 1			1.0000E-04
10	20.740	DBC	0.2995	10.9660%	74578	7174	10.4 1	10	0	4.0156E-06

TOTAL AMOUNT = 2.7309

MF
 $4 \times .176 = \frac{.704}{100} = .007$ 1221

MF
 $19 \times .075 = \frac{1.43}{100} = .0143$ 1247
 $19 \times .062 = \frac{1.178}{100} = .01178$ 101



4-30 Min Scale: 10 MV
 BW-04 Processed: 12-10-1991 22:46:28 Segment 4 Cycle 10
 RAW DATA SAVED IN FILE D:\REI2510.PTS

***** EXTERNAL STANDARD TABLE *****
 ***** 12-10-1991 22:48:05 Version 5.1 *****
 * Sample Name: BW-04 Data File: D:\REI2510
 * Date: 12-11-1991 00:39:10 Method: PCB 11-10-1991 10:26:32 # 24
 * Integrate: 10 Cycles: 10 Operator Channel: 0 Vials: N.A.
 * Starting Peak Width: 2 Threshold: 5 Area Threshold: 10


 * Instrument Type: TRACOR 540 Column Type: SPB-5
 * Solvent Description:
 * Conditions: pro #2
 * Detector 0:
 * Misc. Information: 9 cc/min He Detector 1: FID

 Starting Delay: 4.00 Ending retention time: 30.00
 Area reject: 10 One sample per 0.200 sec.
 Amount injected: 1.00 Dilution factor: 1.00
 Sample Weight: 1.00000

PEAK NUM	RET TIME	PEAK NAME	CONCENTRATION PPM	CONC PPM	AREA	HEIGHT	AREA/ HEIGHT	REF PEAK	% DELTA RET TIME	CONC/AREA
1	4.070		0.0711	0.50498	711	54	3.9 1			1.0000E-04
2	4.610		0.0982	0.64063	902	238	3.8 1			1.0000E-04
3	4.770		0.0201	0.14208	201	71	2.9 1			1.0000E-04
4	4.937		0.1050	1.02978	1450	257	4.1 1			1.0000E-04
5	5.520		0.0412	0.29208	412	225	3.3 1			1.0000E-04
6	6.293		0.1732	1.22998	1732	274	4.6 1			1.0000E-04
7	6.430		0.0130	0.09778	130	41	3.4 1			1.0000E-04
8	6.717		0.0144	0.10218	144	51	2.8 1			1.0000E-04
9	7.343		0.1075	0.76328	1075	226	4.5 1			1.0000E-04
10	7.937		0.0174	0.12208	174	46	3.8 1			1.0000E-04
11	8.070		0.0109	0.07728	109	40	2.7 1			1.0000E-04
12	8.637		1.2055	9.12578	12055	262	7.7 1			1.0000E-04
13	8.907		0.3191	2.26588	3191	269	5.6 1			1.0000E-04
14	9.527		0.2599	1.84498	2599	480	5.3 2			1.0000E-04
15	9.707		5.0708	36.05278	50708	293	6.4 2			1.0000E-04
16	10.267		0.2010	1.59513	2010	497	5.7 1			1.0000E-04
17	10.640		0.0404	0.28608	404	79	4.1 1			1.0000E-04
18	10.840		0.1472	1.04538	1472	189	7.8 1			1.0000E-04
19	11.340		0.6677	4.74038	6677	2111	6.0 1			1.0000E-04
20	11.833		0.2016	1.43138	2016	243	8.3 2			1.0000E-04
21	12.033		1.6426	11.00278	16426	2162	7.7 2			1.0000E-04
22	12.310		0.3105	2.20438	3105	537	5.8 1			1.0000E-04
23	12.527		0.1300	0.92308	1300	293	4.4 1			1.0000E-04
24	12.900		0.0345	0.24408	345	93	4.2 1			1.0000E-04
25	13.510		0.9243	6.56158	9243	1266	6.8 1			1.0000E-04
26	13.810		0.0213	0.15098	213	54	3.9 1			1.0000E-04
27	14.150		0.4268	3.03028	4268	541	6.7 1			1.0000E-04
28	14.467		0.0501	0.35558	501	71	7.0 1			1.0000E-04
29	14.600		0.1150	0.82228	1150	220	5.1 1			1.0000E-04
30	15.003		0.0340	0.24708	340	61	5.7 1			1.0000E-04
31	15.217		0.0205	0.14558	205	64	3.2 1			1.0000E-04
32	15.900		0.0220	0.16198	220	67	3.4 1			1.0000E-04
33	20.317		0.9743	6.91698	9743	1025	9.5 2			1.0000E-04
34	20.740 DDC		0.3721	2.64158	3721	8996	10.5 2	34	0	1.9314E-04

TOTAL AMOUNT = 14.0063

Reshoot poor
Injection Volume
12/10/91
22:10

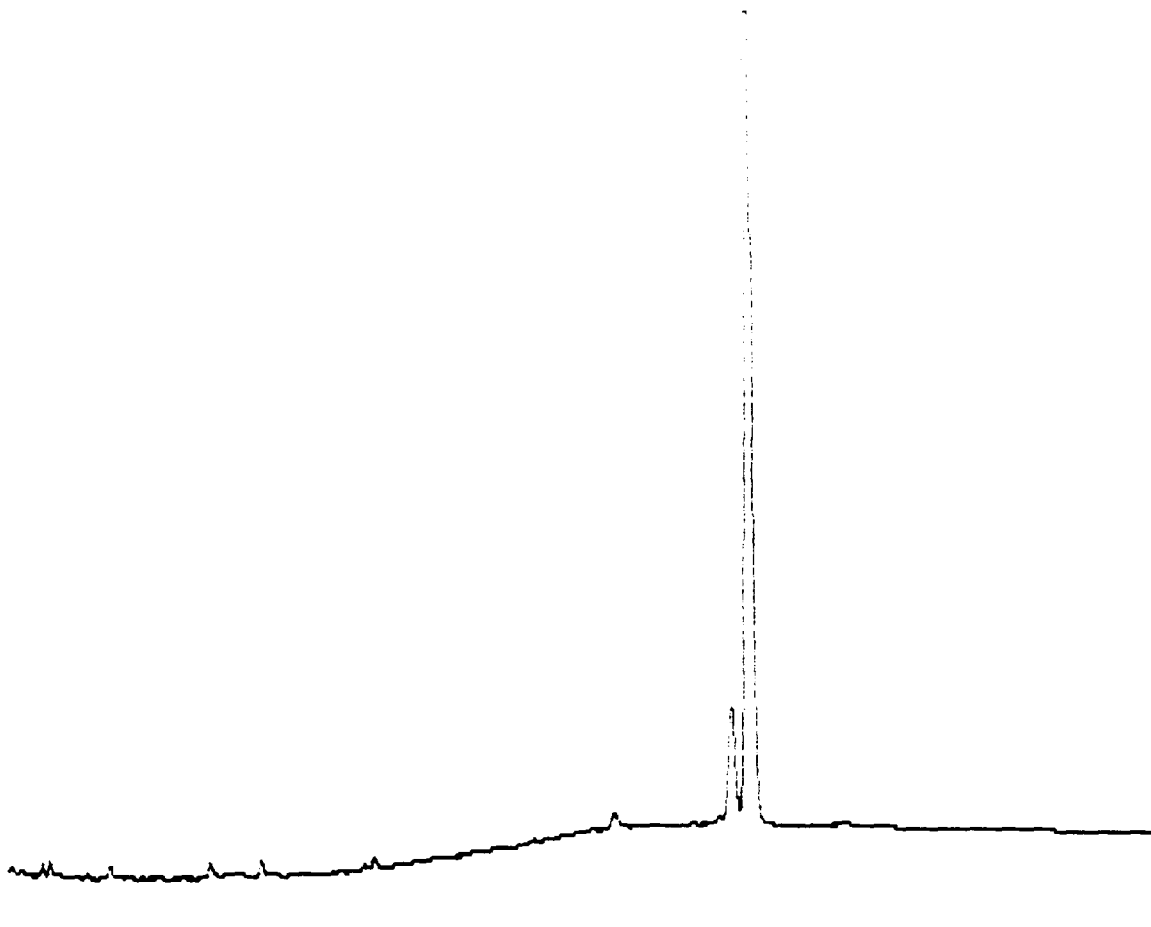


30 Min Scale: 10 Mv
J-12 Processed: 12-10-1991 20:56:43, segment 1, cycle 7
RAW DATA SAVED IN FILE D:RE1267.PTS

```

***** EXTERNAL STANDARD TABLE *****
***** 12-10-1991 20:58:14 Version 5.1 *****
* Sample Name: SW-12                               Data File: D:RE1267 *
* Date: 12-10-1991 20:59:46 Method: PCB 12-10-1991 10:26:32 # 24 *
* Interface: 16 Cycle#: 7 Operator Channel#: 0 Vial#: N.A. *
* Starting Peak Width: 2 Threshold: 5 Area Threshold: 10 *
*****
* Instrument Type: TRACOR 540 Column Type: SPB-5 *
* Solvent Description: *
* Conditions: pro #2 *
* Detector 0: Detector 1: FID *
* Misc. Information: 9 cc/min He *
*****
Starting Delay: 4.00 Ending retention time: 30.00
Area reject: 10 One sample per 0.200 sec.
Amount injected: 1.00 Dilution factor: 1.00
Sample Weight: 1.00000
  
```

PEAK NUM	RET TIME	PEAK NAME	CONCENTRATION in PPM	NORMALIZED CONC	AREA	AREA/ HEIGHT	REF PEAK	% DELTA RET TIME	CONC/AREA
1	20.827	DBC	0.0307	100.0000%	307	44 7.0 1	0	.1442	9.9948E-05
TOTAL AMOUNT =			0.0307						



-30 Min Scale: 10 Mv
 SW-13 Processed: 12-10-1991 21:33:24, segment 2, cycle 8
 RAW DATA SAVED IN FILE D:RE1268.PTS

***** EXTERNAL STANDARD TABLE *****

***** 12-10-1991 21:34:57 Version 5.1 *****

* Sample Name: SW-13 Data File: D:RE1268 *

* Date: 12-10-1991 22:12:59 Method: PCB 12-10-1991 10:26:32 # 24 *

* Interface: 16 Cycle#: 8 Operator Channel#: 0 Vial#: N.A. *

* Starting Peak Width: 2 Threshold: 5 Area Threshold: 10 *

* Instrument Type: TRACOR 540 Column Type: SPB-5 *

* Solvent Description: *

* Conditions: pro #2 *

* Detector 0: Detector 1: FID *

* Misc. Information: 9 cc/min He *

Starting Delay: 4.00 Ending retention time: 30.00

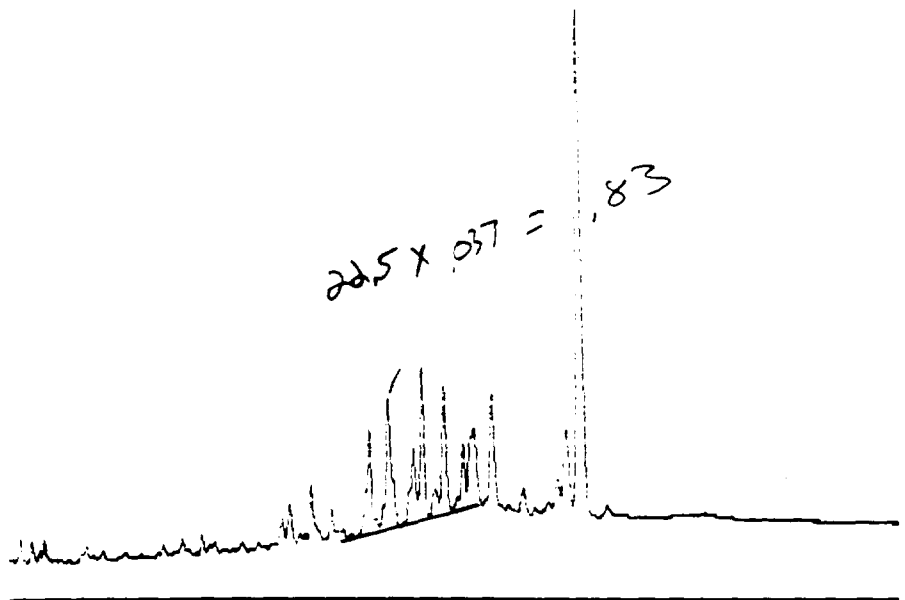
Area reject: 10 One sample per 0.200 sec.

Amount injected: 1.00 Dilution factor: 1.00

Sample Weight: 1.00000

PEAK NUM	RET TIME	PEAK NAME	CONCENTRATION in PPM	NORMALIZED CONC	AREA	HEIGHT	AREA/ HEIGHT BL	REF PEAK	% DELTA RET TIME	CONC/AREA
1	4.953		0.0089	1.6489%	89	39	2.3 1			1.0000E-04
2	20.357		0.1077	20.0377%	1077	151	7.2 1			1.0000E-04
3	20.777	DBC	0.4208	78.3135%	108110	10277	10.5 1	3	0	3.8924E-06

TOTAL AMOUNT = 0.5373



4-30 Min Scale: 10 MV
 SW-13MS Processed: 12-10-1991 22:10:05, segment 3, cycle 9
 RAW DATA SAVED IN FILE D:RE1269.PTS

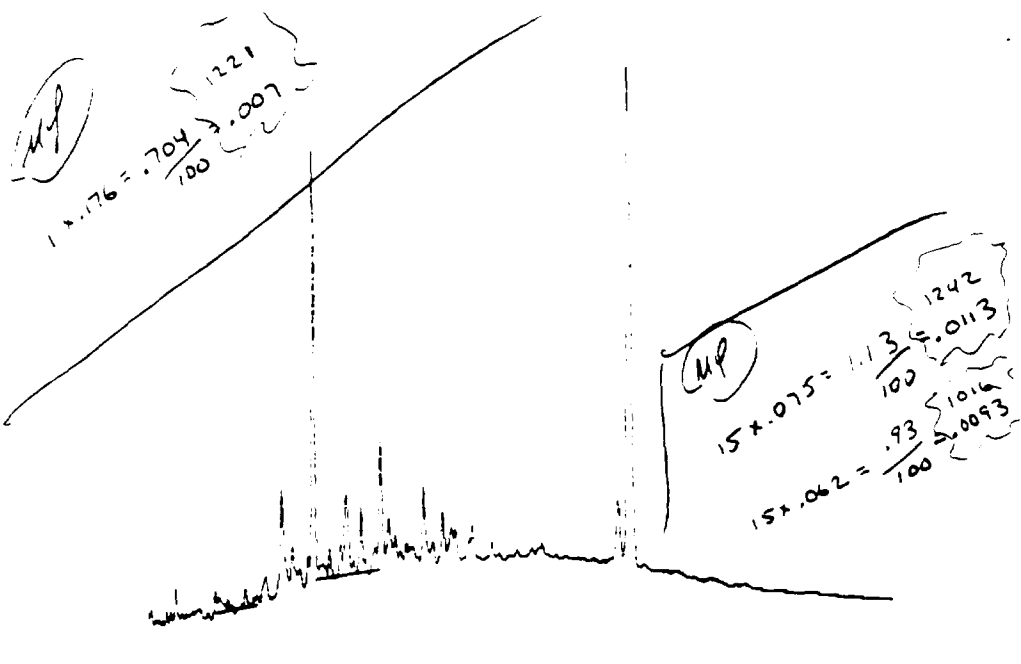
***** EXTERNAL STANDARD TABLE *****
 ***** 12-10-1991 22:11:41 Version 5.1 *****
 * Sample Name: SW-13MS Data File: D:RE1269 *
 * Date: 12-10-1991 23:26:25 Method: PCB 12-10-1991 10:26:32 # 24 *
 * Interface: 16 Cycle#: 9 Operator Channel#: 0 Vial#: N.A. *
 * Starting Peak Width: 2 Threshold: 5 Area Threshold: 10 *

 * Instrument Type: TRACOR 540 Column Type: SPB-5 *
 * Solvent Description: *
 * Conditions: pro #2 *
 * Detector 0: Detector 1: FID *
 * Misc. Information: 9 cc/min He *

 Starting Delay: 4.00 Ending retention time: 30.00
 Area reject: 10 One sample per 0.200 sec.
 Amount injected: 1.00 Dilution factor: 1.00
 Sample Weight: 1.00000

PEAK NUM	RET TIME	PEAK NAME	CONCENTRATION in PPM	NORMALIZED CONC	AREA	HEIGHT	AREA/ HEIGHT	REF PEAK	% DELTA RET TIME	CONC/AREA
1	4.373		0.0981	0.9713%	981	241	4.1 1			1.0000E-04
2	4.710		0.0586	0.5805%	586	170	3.5 1			1.0000E-04
3	4.950		0.0129	0.1282%	130	53	2.4 1			1.0000E-04
4	5.073		0.0751	0.7433%	751	190	4.0 1			1.0000E-04
5	9.713		0.0245	0.2430%	245	73	3.4 1			1.0000E-04
6	12.053		0.0347	0.3436%	347	61	5.7 1			1.0000E-04
7	12.200		0.3620	3.5844%	3620	506	7.2 1			1.0000E-04
8	12.913		0.3592	3.5565%	3592	634	5.7 1			1.0000E-04
9	13.497		0.1829	1.8104%	1829	329	5.6 1			1.0000E-04
10	14.503		0.2259	2.2369%	2259	472	4.8 2			1.0000E-04
11	14.620		0.8955	8.8643%	8955	1317	6.8 2			1.0000E-04
12	15.020		0.0468	0.4629%	468	103	4.5 2			1.0000E-04
13	15.173		0.8534	8.4488%	8534	1328	6.4 2			1.0000E-04
14	15.780		0.1752	1.7347%	1752	390	4.4 2			1.0000E-04
15	15.897		0.7090	7.0196%	7090	961	7.4 2			1.0000E-04
16	16.153		1.5044	14.8945%	15044	2068	7.3 2			1.0000E-04
17	16.497		0.0596	0.5898%	596	74	8.1 1			1.0000E-04
18	16.780		1.4044	13.9044%	14044	1747	8.0 1			1.0000E-04
19	17.330		0.4253	4.2110%	4253	723	5.9 1			1.0000E-04
20	17.553		0.0809	0.8006%	809	93	8.7 1			1.0000E-04
21	18.163		1.2486	12.3623%	12486	1531	8.2 1			1.0000E-04
22	19.053		0.0194	0.1923%	194	44	4.4 1			1.0000E-04
23	20.030		0.0417	0.4131%	417	65	6.4 1			1.0000E-04
24	20.303		0.9076	8.9858%	9076	992	9.2 1			1.0000E-04
25	20.727	DBC	0.2945	2.9158%	73205	7043	10.4 1	25	0	4.0230E-06

TOTAL AMOUNT = 10.1004



--30 Min Scale: 10 MV
 SW-04D Processed: 12-10-1991 23:23:06, segment 5, cycle 11
 RAW DATA SAVED IN FILE D:RE12611.PTS

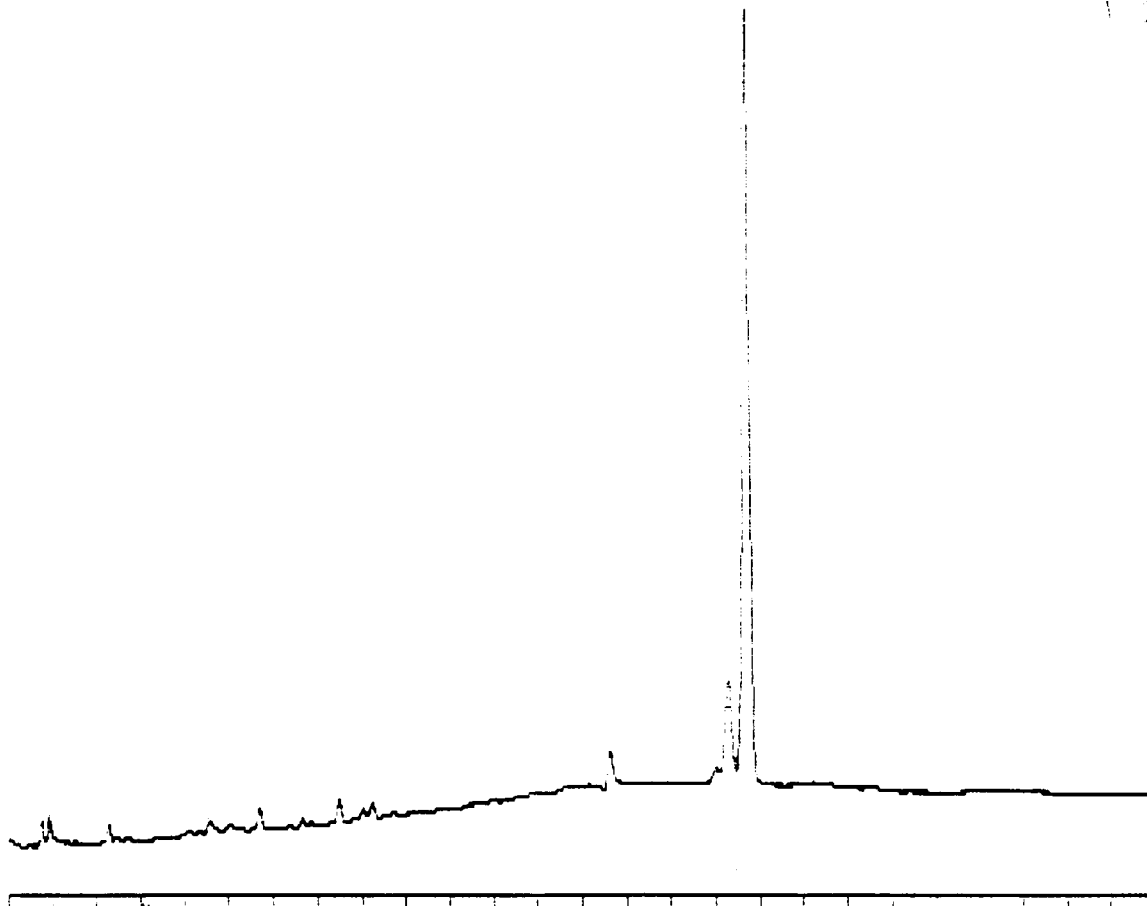
***** EXTERNAL STANDARD TABLE *****
 ***** 12-10-1991 23:24:42 Version 5.1 *****
 Sample Name: SW-04D Data File: D:RE12611 *
 Date: 12-11-1991 01:52:25 Method: PCE 12-10-1991 10:26:30 # 24 *
 Interface: 16 Cycles: 11 Operator Channel#: 0 Vial#: N.A. *
 Starting Peak Width: 2 Threshold: 5 Area Threshold: 10 *

 Instrument Type: TRACOR 540 Column Type: SPB-5 *
 Solvent Description: *
 Conditions: pro #2 *
 Detector 0: Detector 1: FID *
 Misc. Information: 9 cc/min He *

 Starting Delay: 4.00 Ending retention time: 30.00
 Inject: 10 One sample per 0.200 sec.
 Amount injected: 1.00 Dilution factor: 1.00
 Sample weight: 1.00000

PEAK NUM	RET TIME	PEAK NAME	CONCENTRATION in PPM	NORMALIZED CONC	AREA	AREA/ HEIGHT	REF PEAK	% DELTA RET TIME	CONC/AREA	
1	4.083		0.0589	0.40828	539	166	3.5 1		1.0000E-04	
2	4.627		0.0203	0.14068	227	91	2.5 1		1.0000E-04	
3	4.787		0.0156	0.10798	156	59	2.7 1		1.0000E-04	
4	4.955		0.1911	1.32542	1711	452	4.2 1		1.0000E-04	
5	6.317		0.1491	1.03388	1491	333	4.5 2		1.0000E-04	
6	6.447		0.0161	0.11178	161	49	3.3 2		1.0000E-04	
7	6.740		0.0100	0.06968	100	44	2.3 1		1.0000E-04	
8	7.373		0.0259	0.17938	259	78	3.3 1		1.0000E-04	
9	8.090		0.0700	0.48578	700	57	12.2 1		1.0000E-04	
10	8.660		1.3081	9.01778	13081	1545	8.4 1		1.0000E-04	
11	9.013		0.2722	1.88748	2722	493	5.5 1		1.0000E-04	
12	9.553		0.2383	1.63268	2383	436	5.5 2		1.0000E-04	
13	9.733		4.5042	31.79138	45042	7249	6.3 2		1.0000E-04	
14	10.290		0.2301	1.59558	2301	410	5.6 1		1.0000E-04	
15	10.663		0.2917	2.02278	2917	490	6.0 2		1.0000E-04	
16	10.865		1.2961	8.32248	12961	1256	9.6 2		1.0000E-04	
17	11.363		0.5980	4.09188	5980	980	6.0 1		1.0000E-04	
18	11.860		0.2146	1.48048	2146	292	7.3 2		1.0000E-04	
19	12.053		1.9477	10.73368	19477	2003	7.7 2		1.0000E-04	
20	12.330		0.2875	1.99378	2875	501	5.7 1		1.0000E-04	
21	12.547		0.1227	0.85098	1227	271	4.5 1		1.0000E-04	
22	12.925		0.1114	0.77208	1114	233	4.8 1		1.0000E-04	
23	13.530		0.8246	5.71088	8246	1241	6.6 1		1.0000E-04	
24	13.830		0.0167	0.11618	167	50	3.4 1		1.0000E-04	
25	14.173		0.4655	3.22008	4655	704	6.6 1		1.0000E-04	
26	14.490		0.0467	0.32358	467	58	8.0 1		1.0000E-04	
27	14.620		0.0148	0.10258	148	57	2.6 1		1.0000E-04	
28	15.097		0.0267	0.18528	267	49	5.5 1		1.0000E-04	
29	15.230		0.1772	1.22898	1772	326	5.4 1		1.0000E-04	
30	15.913		0.0156	0.10828	156	47	3.3 1		1.0000E-04	
31	20.317		0.9325	6.44678	9325	970	9.6 2		1.0000E-04	
32	20.737	DB2	0.3518	2.43968	3518	8477	10.5 2	32	0	3.9511E-06

TOTAL AMOUNT = 14.4197



4-30 Min Scale: 10 MV

SD-13 Processed: 12-10-1991 23:59:43, segment 6, cycle 12

RAW DATA SAVED IN FILE D:RE12612.PTS

***** EXTERNAL STANDARD TABLE *****

***** 12-11-1991 00:01:20 Version 5.1 *****

* Sample Name: SD-13 Data File: D:RE12612 *

* Date: 12-11-1991 03:05:39 Method: PCB 12-10-1991 10:26:32 # 24 *

* Interface: 16 Cycle#: 12 Operator Channel#: 0 Vial#: N.A. *

* Starting Peak Width: 2 Threshold: 5 Area Threshold: 10 *

* Instrument Type: TRACOR 540 Column Type: SPB-5 *

* Solvent Description: *

* Conditions: pro #2 *

* Detector 0: Detector 1: FID *

* Misc. Information: 9 cc/min He *

- Starting Delay: 4.00 Ending retention time: 30.00

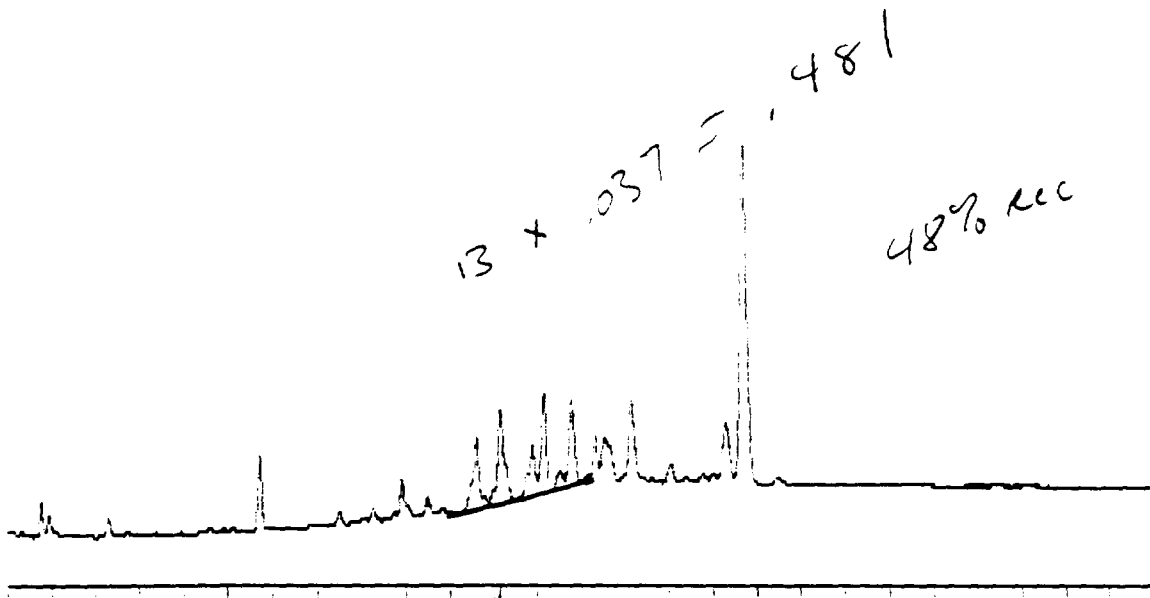
Area reject: 10 One sample per 0.200 sec.

Amount injected: 1.00 Dilution factor: 1.00

Sample Weight: 1.00000

PEAK NUM	RET TIME	PEAK NAME	CONCENTRATION in PPM	NORMALIZED CONC	AREA	HEIGHT	HEIGHT BL	REF PEAK	% DELTA RET TIME	CONC/AREA
1	4.760		0.0797	5.1298%	797	218	3.7 1			1.0000E-04
2	4.933		0.0995	6.4022%	995	244	4.1 1			1.0000E-04
3	6.283		0.0134	0.8599%	134	50	2.7 1			1.0000E-04
4	9.700		0.0171	1.0993%	171	48	3.6 1			1.0000E-04
5	11.490		0.0251	1.6168%	251	63	4.0 1			1.0000E-04
6	17.640		0.0396	2.5494%	396	70	5.7 1			1.0000E-04
7	20.287		0.9324	60.0143%	9324	986	9.5 2			1.0000E-04
8	20.703 OBC		0.3469	22.3282%	87688	8381	10.5 2	8	0	3.9562E-06

TOTAL AMOUNT = 1.5537



4-30 Min Scale: 10 MV
 SD-13MS Processed: 12-11-1991 00:36:23, segment 7, cycle 13
 RAW DATA SAVED IN FILE D:RE12613.PTS

***** EXTERNAL STANDARD TABLE *****

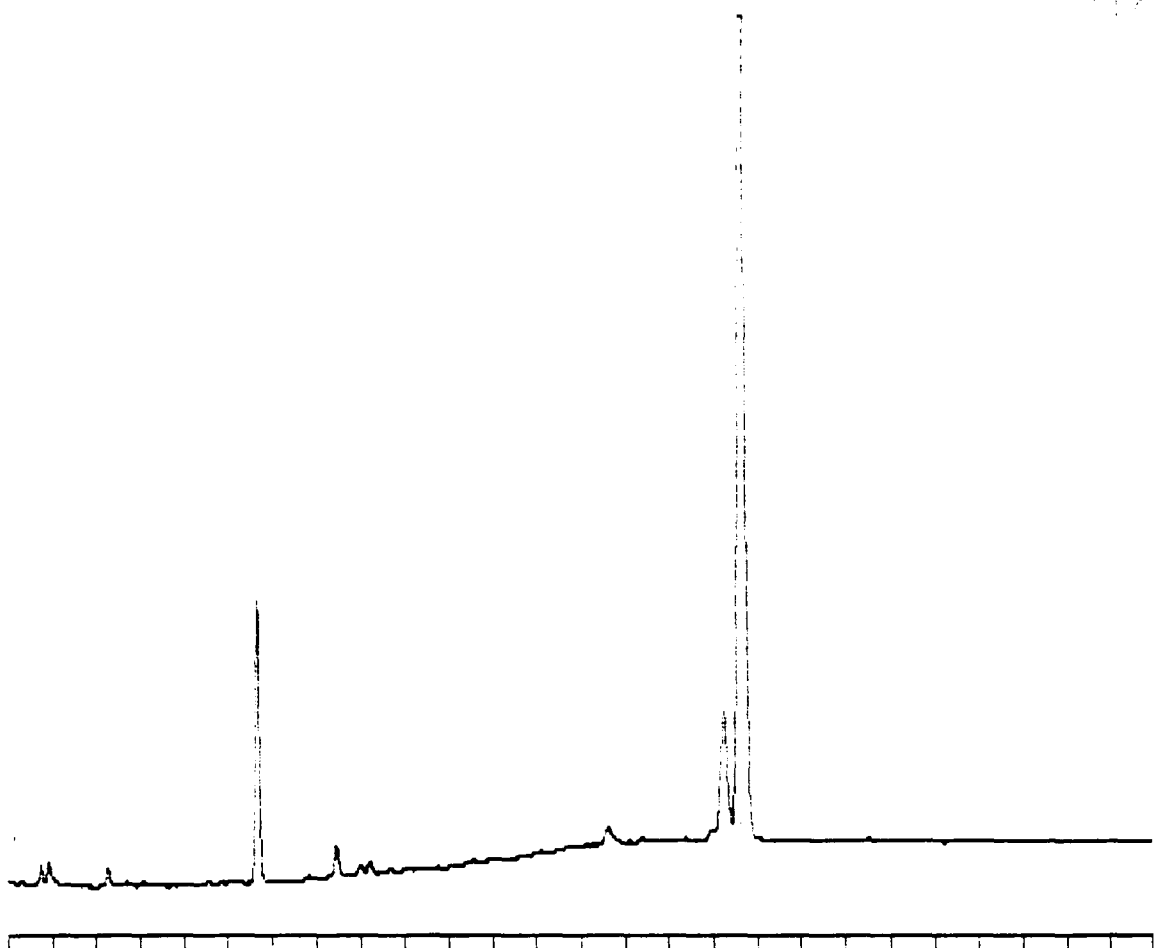
***** 12-11-1991 00:37:59 Version 5.1 *****
 * Sample Name: SD-13MS Data File: D:RE12613 *
 * Date: 12-11-1991 04:19:06 Method: PCB 12-10-1991 10:26:32 # 24 *
 * Interface: 16 Cycle#: 13 Operator Channel#: 0 Vial#: N.A. *
 * Starting Peak Width: 2 Threshold: 5 Area Threshold: 10 *

 * Instrument Type: TRACOR 540 Column Type: SPB-5 *
 * Solvent Description: *
 * Conditions: pro #2 *
 * Detector 0: Detector 1: FID *
 * Misc. Information: 9 cc/min He *

 Starting Delay: 4.00 Ending retention time: 30.00
 Area reject: 10 One sample per 0.200 sec.
 Amount injected: 1.00 Dilution factor: 1.00
 Sample Weight: 1.00000

PEAK NUM	RET TIME	PEAK NAME	CONCENTRATION in PPM	NORMALIZED CONC	AREA	HEIGHT	AREA/ HEIGHT BL	REF PEAK	% DELTA RET TIME	CONC/AREA
1	4.773		0.1046	2.5585%	1046	279	3.8 1			1.0000E-04
2	4.957		0.0159	0.3886%	159	54	2.9 1			1.0000E-04
3	6.303		0.0144	0.3533%	144	50	2.9 1			1.0000E-04
4	9.720		0.4435	10.8510%	4435	762	5.8 1			1.0000E-04
5	12.910		0.0358	0.8750%	358	91	3.9 1			1.0000E-04
6	14.623		0.4573	11.1901%	4573	634	7.2 1			1.0000E-04
7	15.173		0.4333	10.6019%	4333	692	6.3 1			1.0000E-04
8	15.773		0.0194	0.4752%	194	44	4.4 1			1.0000E-04
9	15.897		0.1585	3.8791%	1585	311	5.1 1			1.0000E-04
10	16.157		0.6441	15.7597%	6441	970	6.6 1			1.0000E-04
11	16.780		0.6664	16.3066%	6664	823	8.1 1			1.0000E-04
12	17.330		0.2238	5.4759%	2238	382	5.9 1			1.0000E-04
13	17.537		0.0434	1.0624%	434	88	4.9 1			1.0000E-04
14	18.157		0.5921	14.4893%	5922	762	7.8 1			1.0000E-04
15	20.303		0.0661	1.6169%	661	94	7.0 1			1.0000E-04
16	20.723	DBC	0.1682	4.1167%	38311	3708	10.3 1	16	0	4.3914E-06

TOTAL AMOUNT = 4.0868



4-30 Min Scale: 10 MV

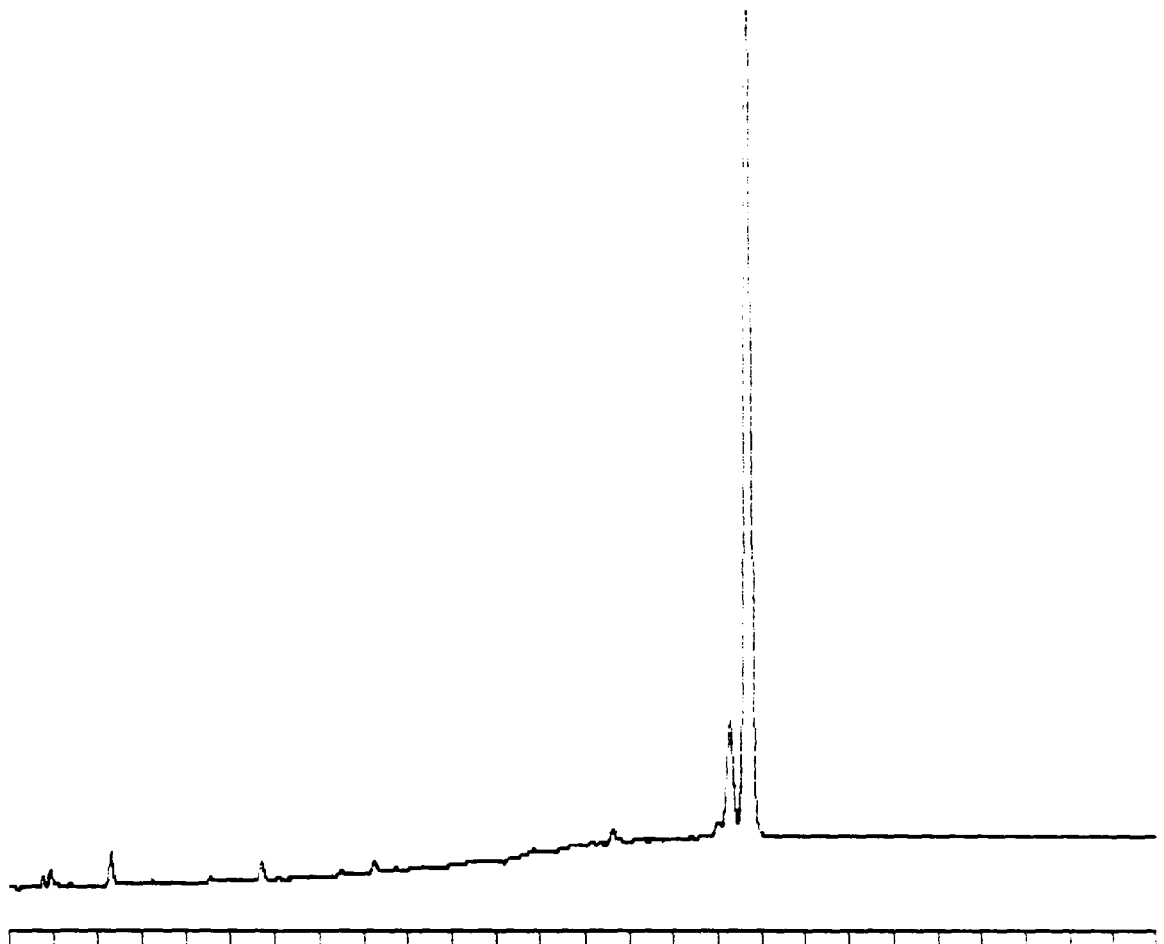
SOIL Processed: 12-11-1991 01:13:10, segment 8, cycle 14
RAW DATA SAVED IN FILE D:RE12614.PTS

```

***** EXTERNAL STANDARD TABLE *****
***** 12-11-1991 01:14:46 Version 5.1 *****
* Sample Name: SOIL                               Data File: D:RE12614 *
* Date: 12-11-1991 05:32:35 Method: PCB 12-10-1991 10:26:32 # 24 *
* Interface: 16 Cycle#: 14 Operator Channel#: 0 Vial#: N.A. *
* Starting Peak Width: 2 Threshold: 5 Area Threshold: 10 *
*****
* Instrument Type: TRACOR 540 Column Type: SPB-5 *
* Solvent Description: *
* Conditions: pro #2 *
* Detector 0: *
* Detector 1: FID *
* Misc. Information: 9 cc/min He *
*****
Starting Delay: 4.00 Ending retention time: 30.00
Area reject: 10 One sample per 0.200 sec.
Amount injected: 1.00 Dilution factor: 1.00
Sample Weight: 1.00000
  
```

PEAK NUM	RET TIME	PEAK NAME	CONCENTRATION in PPM	NORMALIZED CONC	AREA	HEIGHT	HEIGHT BL	REF PEAK	% DELTA RET TIME	CONC/AREA
1	4.747		0.0497	1.3618%	497	154	3.2 1			1.0000E-04
2	4.927		0.0672	1.8434%	672	177	3.8 1			1.0000E-04
3	6.270		0.0148	0.4053%	148	49	3.0 1			1.0000E-04
	9.680		1.8324	50.2496%	18324	3033	6.0 1			1.0000E-04
5	11.467		0.0313	0.8589%	313	79	4.0 1			1.0000E-04
6	20.250		1.2251	33.5961%	12251	1263	9.7 2			1.0000E-04
7	20.663	DBC	0.4261	11.6849%	109571	10405	10.5 2	7	0	3.8888E-06

TOTAL AMOUNT = 3.6466



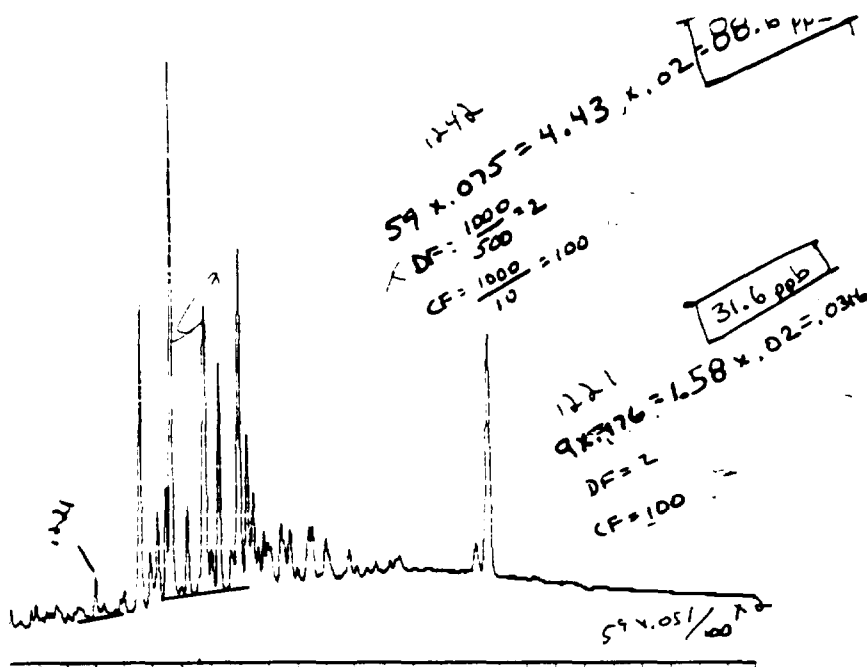
30 Min Scale: 10 Mv
 H2O Processed: 12-11-1991 01:50:02, segment 9, cycle 15
 RAW DATA SAVED IN FILE D:RE12615.PTS

```

***** EXTERNAL STANDARD TABLE *****
***** 12-11-1991 01:51:38 Version 5.1 *****
* Sample Name: H2O                               Data File: D:RE12615 *
* Date: 12-11-1991 06:46:19 Method: PCB 12-10-1991 10:26:32 # 24 *
* Interface: 16 Cycle#: 15 Operator Channel#: 0 Vial#: N.A. *
* Starting Peak Width: 2 Threshold: 5 Area Threshold: 10 *
*****
* Instrument Type: TRACOR 540 Column Type: SPB-5 *
* Solvent Description: *
* Conditions: pro #2 *
* Detector 0: Detector 1: FID *
* Misc. Information: 9 cc/min He *
*****
Starting Delay: 4.00 Ending retention time: 30.00
Area reject: 10 One sample per 0.200 sec.
Amount injected: 1.00 Dilution factor: 1.00
Sample Weight: 1.00000
  
```

PEAK NUM	RET TIME	PEAK NAME	CONCENTRATION in PPM	NORMALIZED CONC	AREA	HEIGHT	AREA/ HEIGHT BL	REF PEAK	% DELTA RET TIME	CONC/AREA
1	4.943		0.0133	0.8875%	133	48	2.8 1			1.0000E-04
2	6.293		0.0273	1.8162%	273	82	3.3 1			1.0000E-04
3	9.703		0.0182	1.2135%	182	57	3.2 1			1.0000E-04
4	20.283		1.0455	69.5541%	10455	1115	9.4 2			1.0000E-04
5	20.700 OBC		0.3988	26.5287%	102016	9760	10.5 2	5	0	3.9088E-06

TOTAL AMOUNT = 1.5031



4-30 Min Scale: 10 MV
 SW-2.500UL Processed: 12-11-1991 02:26:45, segment 10, cycle 16
 RAW DATA SAVED IN FILE D:RE12616.PTS

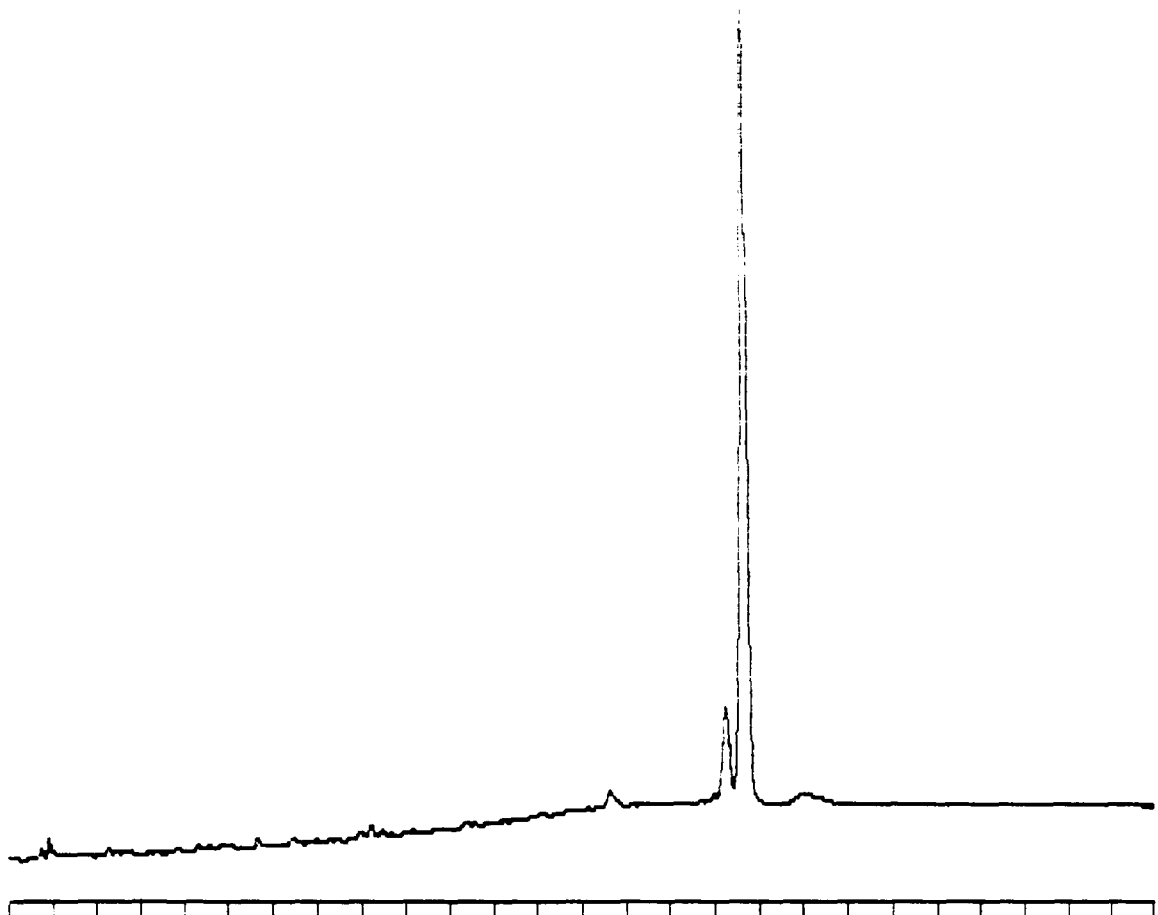
***** EXTERNAL STANDARD TABLE *****
 ***** 12-11-1991 02:28:21 Version 5.1 *****
 * Sample Name: SW-2.500UL Data File: D:RE12616 *
 * Date: 12-11-1991 07:59:48 Method: PCB 12-10-1991 10:26:32 * 24 *
 * Interface: 16 Cycle#: 16 Operator Channel#: 0 Vials: N.A. *
 * Starting Peak Width: 2 Threshold: 5 Area Threshold: 10 *

 * Instrument Type: TRACOR 540 Column Type: SPB-5 *
 * Solvent Description: *
 * Conditions: pro #2 *
 * Detector 0: Detector 1: FID *
 * Misc. Information: 9 cc/min He *

 Starting Delay: 4.00 Ending retention time: 30.00
 Sample reject: 10 One sample per 0.200 sec.
 Amount injected: 1.00 Dilution factor: 1.00 x 2.00
 Sample Weight: 1.00000

PEAK NUM	RET TIME	PEAK NAME	CONCENTRATION IN PPM	NORMALIZED CONC	AREA	HEIGHT	AREA/ HEIGHT	REF PEAK	% DELTA RET TIME	CONC/AREA
1	4.060		0.0906	0.30328	908	241	3.8 1			1.0000E-04
2	4.760		0.0582	0.19438	582	181	3.2 1			1.0000E-04
3	4.937		0.0877	0.29278	877	234	3.7 1			1.0000E-04
4	5.637		0.0163	0.05468	163	39	4.2 1			1.0000E-04
5	7.037		0.3344	1.11648	3344	634	5.3 1			1.0000E-04
6	7.920		0.0251	0.08398	251	71	3.6 1			1.0000E-04
7	8.053		0.0192	0.06428	192	65	2.9 1			1.0000E-04
8	8.613		3.3018	11.02628	33018	5101	6.5 1			1.0000E-04
9	8.970		0.3917	1.30008	3917	715	5.5 1			1.0000E-04
10	9.227		0.8184	2.73318	8184	1334	6.1 1			1.0000E-04
11	9.507		1.0422	3.48058	10422	1842	5.7 2			1.0000E-04
12	9.680		5.9848	19.71628	59848	9227	6.4 2			1.0000E-04
13	10.287		0.8670	2.89528	8670	1454	6.0 1			1.0000E-04
14	10.807		4.7134	15.74628	47134	4749	9.9 2			1.0000E-04
15	11.077		0.4170	1.39528	4170	662	6.3 2			1.0000E-04
16	11.317		2.4251	8.09068	24251	3776	6.4 2			1.0000E-04
17	11.743		0.0650	0.21968	650	114	5.8 1			1.0000E-04
18	12.000		4.2142	14.07328	42142	5341	7.9 1			1.0000E-04
19	12.287		1.5438	5.15848	15438	2208	6.7 2			1.0000E-04
20	12.500		0.8439	2.81838	8439	1332	6.3 2			1.0000E-04
21	12.673		0.2387	0.79718	2387	398	6.0 2			1.0000E-04
22	12.870		0.2544	0.85628	2544	529	4.8 1			1.0000E-04
23	13.010		0.0169	0.05658	169	55	3.1 1			1.0000E-04
24	13.463		0.2941	0.98218	2941	567	5.2 1			1.0000E-04
25	13.783		0.4855	1.62138	4855	685	7.1 1			1.0000E-04
26	14.437		0.6678	2.22998	6678	813	8.2 2			1.0000E-04
27	14.570		0.5842	1.94368	5842	798	6.4 2			1.0000E-04
28	15.043		0.0536	0.17898	536	103	5.2 1			1.0000E-04
29	15.880		0.0265	0.08848	265	72	3.7 1			1.0000E-04
30	20.237		0.0425	0.14218	425	76	5.6 1			1.0000E-04
31	29.660	DOC	0.1781	0.59498	41845	3977	10.3 1	31	0	4.3399E-04

TOTAL AMOUNT = 29.9450



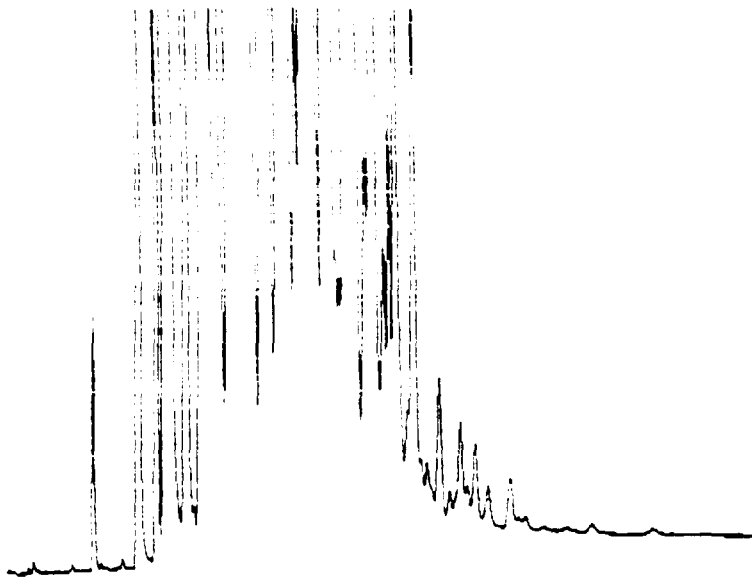
30 Min Scale: 10 Mv
 H2O Processed: 12-11-1991 03:03:34, segment 11, cycle 17
 RAW DATA SAVED IN FILE D:RE12617.PTS

```

***** EXTERNAL STANDARD TABLE *****
***** 12-11-1991 03:05:09 Version 5.1 *****
* Sample Name: H2O                               Data File: D:RE12617 *
* Date: 12-11-1991 09:13:24 Method: PCB 12-10-1991 10:26:32 # 24 *
* Interface: 16 Cycle#: 17 Operator Channel#: 0 Vial#: N.A. *
* Starting Peak Width: 2 Threshold: 5 Area Threshold: 10 *
*****
* Instrument Type: TRACOR 540 Column Type: SPB-5 *
* Solvent Description: *
* Conditions: pro #2 *
* Detector 0: Detector 1: FID *
* Misc. Information: 9 cc/min He *
*****
Starting Delay: 4.00 Ending retention time: 30.00
Area reject: 10 One sample per 0.200 sec.
Amount injected: 1.00 Dilution factor: 1.00
Sample Weight: 1.00000
  
```

PEAK NUM	RET TIME	PEAK NAME	CONCENTRATION in PPM	NORMALIZED CONC	AREA	HEIGHT	AREA/ HEIGHT BL	REF PEAK	% DELTA RET TIME	CONC/AREA
1	4.927		0.0177	1.3950%	177	67	2.6 1			1.0000E-04
2	20.267		0.8977	70.7549%	8977	921	9.7 2			1.0000E-04
3	20.680	DBC	0.3534	27.8501%	89469	8547	10.5 2	3	0	3.9495E-06

TOTAL AMOUNT = 1.2688



1-30 Min Scale: 10 MV
 SD-5,100UL Processed: 12-11-1991 03:40:22, segment 12, cycle 18
 RAW DATA SAVED IN FILE D:RE12618.PTS

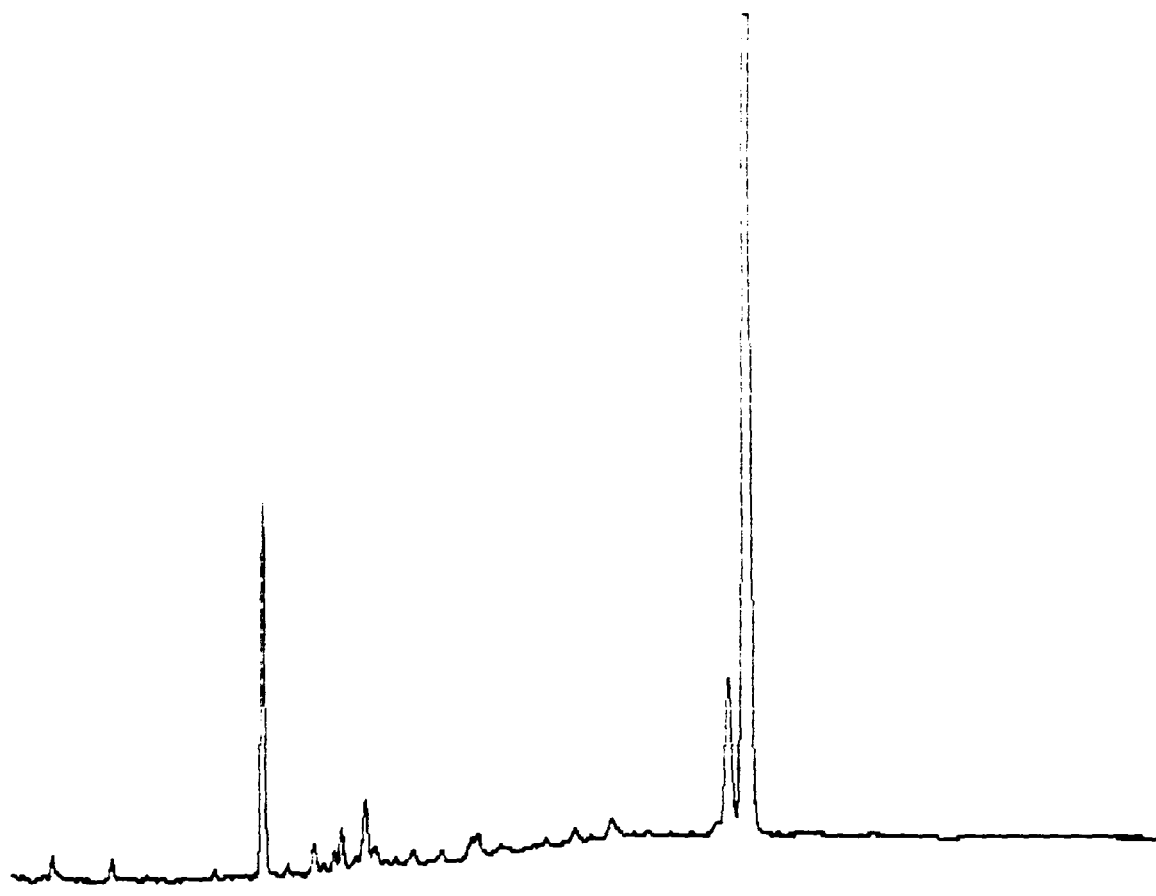
***** EXTERNAL STANDARD TABLE *****
 ***** 12-11-1991 03:42:02 Version 5.1 *****
 Sample Name: SD-5,100UL Data File: D:RE12618 *
 Date: 12-11-1991 10:27:02 Method: PCB 12-10-1991 10:26:32 # 24 *
 Interface: 16 Cycles#: 18 Operator Channel#: 0 Vial#: N.A. *
 Starting Peak Width: 2 Threshold: 5 Area Threshold: 10 *

 Instrument Type: TRACOR 540 Column Type: SPB-5 *
 Solvent Description: *
 Conditions: pro #2 *
 Detector 0: Detector 1: FID *
 Misc. Information: 9 cc/min He *

 Starting Delay: 4.00 Ending retention time: 30.00
 Rea reject: 10 One sample per 0.200 sec.
 Amount injected: 1.00 Dilution factor: 1.00
 Sample weight: 1.00000

PEAK NUM	RET TIME	PEAK NAME	CONCENTRATION IN PPH	NORMALIZED CONC	AREA	HEIGHT	AREA/ HEIGHT BL	REF PEAK	% DELTA RET TIME	CONC/AREA
1	4.930		0.0150	0.0010%	150	50	2.6 1			1.0000E-04
2	7.030		2.3325	0.1534%	23325	4247	5.5 1			1.0000E-04
3	8.613		33.3827	2.1954%	332827	54445	6.1 1			1.0000E-04
4	9.253		10.2961	0.6771%	102961	16135	6.4 2			1.0000E-04
5	9.510		18.5264	1.2184%	185264	31527	5.9 2			1.0000E-04
6	9.646		103.2299	6.7808%	1032299	156904	6.6 2			1.0000E-04
7	10.250		40.5563	2.6671%	405563	62579	6.5 2			1.0000E-04
8	10.860		140.0542	9.2105%	1400542	198290	7.1 2			1.0000E-04
9	11.073		37.6747	2.4776%	376747	55030	6.7 2			1.0000E-04
10	11.310		98.3693	6.4692%	983693	142959	6.9 2			1.0000E-04
11	11.817		75.8330	4.9871%	758330	85087	8.9 2			1.0000E-04
12	12.020		339.6742	22.3385%	3396742	400000	8.3 2			1.0000E-04
13	12.287		35.2342	2.3171%	352342	46610	7.6 2			1.0000E-04
14	12.493		38.1294	2.5069%	381294	48386	7.9 2			1.0000E-04
15	12.873		18.8772	0.7153%	188772	16933	6.4 2			1.0000E-04
16	13.107		84.3500	5.5472%	843500	86372	9.8 2			1.0000E-04
17	13.587		31.3842	2.0640%	313842	29899	10.9 2			1.0000E-04
19	13.763		43.8211	2.8818%	438211	54386	8.1 2			1.0000E-04
19	14.103		8.9442	0.5882%	89442	8334	10.7 2			1.0000E-04
20	14.437		96.6191	6.3541%	966191	92267	10.5 2			1.0000E-04
21	14.567		87.3051	5.7415%	873051	103451	8.4 2			1.0000E-04
22	15.050		40.4300	2.6580%	404300	32846	12.3 2			1.0000E-04
23	15.277		19.6190	1.2983%	196190	24996	7.8 2			1.0000E-04
24	15.450		2.4271	0.1596%	24271	3945	6.2 2			1.0000E-04
25	15.585		2.1464	0.1412%	21464	3532	6.1 2			1.0000E-04
26	15.740		5.4852	0.3607%	54852	8780	6.2 2			1.0000E-04
27	15.857		11.4074	0.7502%	114074	13671	8.3 2			1.0000E-04
28	16.120		27.2320	1.7909%	272320	27953	9.7 2			1.0000E-04
29	16.460		4.9200	0.3236%	49200	5479	9.0 2			1.0000E-04
30	16.743		35.1859	2.3087%	351859	36881	9.5 2			1.0000E-04
31	17.103		3.6320	0.2389%	36320	3864	9.4 2			1.0000E-04
32	17.287		4.5451	0.2989%	45451	5984	7.6 2			1.0000E-04
33	17.583		14.3714	0.9451%	143714	16286	8.9 2			1.0000E-04
	17.923		0.5200	0.0342%	5200	940	5.5 2			1.0000E-04
	18.113		8.6002	0.5700%	86002	9605	9.0 2			1.0000E-04
	18.573		0.2361	0.0155%	2361	399	5.9 1			1.0000E-04
	19.003		2.0359	0.1339%	20359	2187	9.3 1			1.0000E-04
38	19.347		0.0452	0.0030%	452	86	5.2 1			1.0000E-04
39	19.720		0.9531	0.0627%	9531	1217	7.8 1			1.0000E-04
40	20.230 DPC		0.0647	0.0044%	10250	1129	9.1 1	40	0	6.5453E-04
41	20.670		0.0409	0.0027%	409	68	7.2 1			1.0000E-04
42	21.430		0.0792	0.0052%	792	109	7.3 1			1.0000E-04

TOTAL AMOUNT = 1529.5089



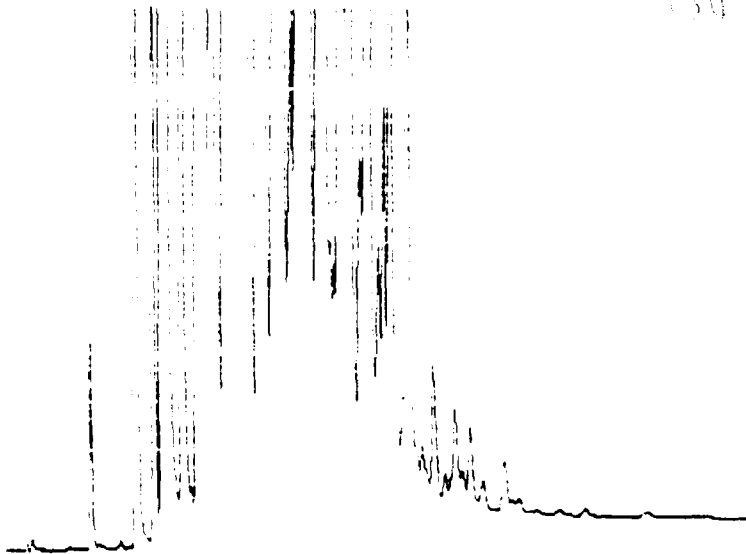
-30 Min Scale: 10 Mv
 SOIL Processed: 12-11-1991 04:17:13, segment 1, cycle 19
 RAW DATA SAVED IN FILE D:RE12619.PTS

***** EXTERNAL STANDARD TABLE *****
 ***** 12-11-1991 04:18:49 Version 5.1 *****
 * Sample Name: SOIL Data File: D:RE12619 *
 * Date: 12-11-1991 11:40:43 Method: PCB 12-10-1991 10:26:32 # 24 *
 * Interface: 16 Cycle#: 19 Operator Channel#: 0 Vial#: N.A. *
 * Starting Peak Width: 2 Threshold: 5 Area Threshold: 10 *

 * Instrument Type: TRACOR 540 Column Type: SPB-5 *
 * Solvent Description: *
 * Conditions: pro #2 *
 * Detector 0: Detector 1: FID *
 * Misc. Information: 9 cc/min He *

 Starting Delay: 4.00 Ending retention time: 30.00
 Area reject: 10 One sample per 0.200 sec.
 Amount injected: 1.00 Dilution factor: 1.00
 Sample Weight: 1.00000

PEAK NUM	RET TIME	PEAK NAME	CONCENTRATION in PPM	NORMALIZED CONC	AREA	HEIGHT	AREA/ HEIGHT BL	REF PEAK	% DELTA RET TIME	CONC/AREA
1	4.913		0.0223	0.4312%	223	67	3.3 1			1.0000E-04
2	6.263		0.0169	0.3274%	169	56	3.0 1			1.0000E-04
3	9.673		2.4357	47.0723%	24357	4027	6.0 1			1.0000E-04
4	10.840		0.0269	0.5206%	269	75	3.6 1			1.0000E-04
5	11.460		0.1921	3.7127%	1921	344	5.6 1			1.0000E-04
6	12.010		0.4367	8.4399%	4367	603	7.2 1			1.0000E-04
7	20.230		1.5334	29.6351%	15334	1563	9.8 2			1.0000E-04
8	20.647	DBC	0.5102	9.8609%	132875	12610	10.5 2	8	0	3.8414E-06



4-30 Min Scale: 10 MV
 SD-35.100U Processed: 12-11-1991 04:54:04. segment 2. cycle 20
 RAW DATA SAVED IN FILE D:RE12620.PTS

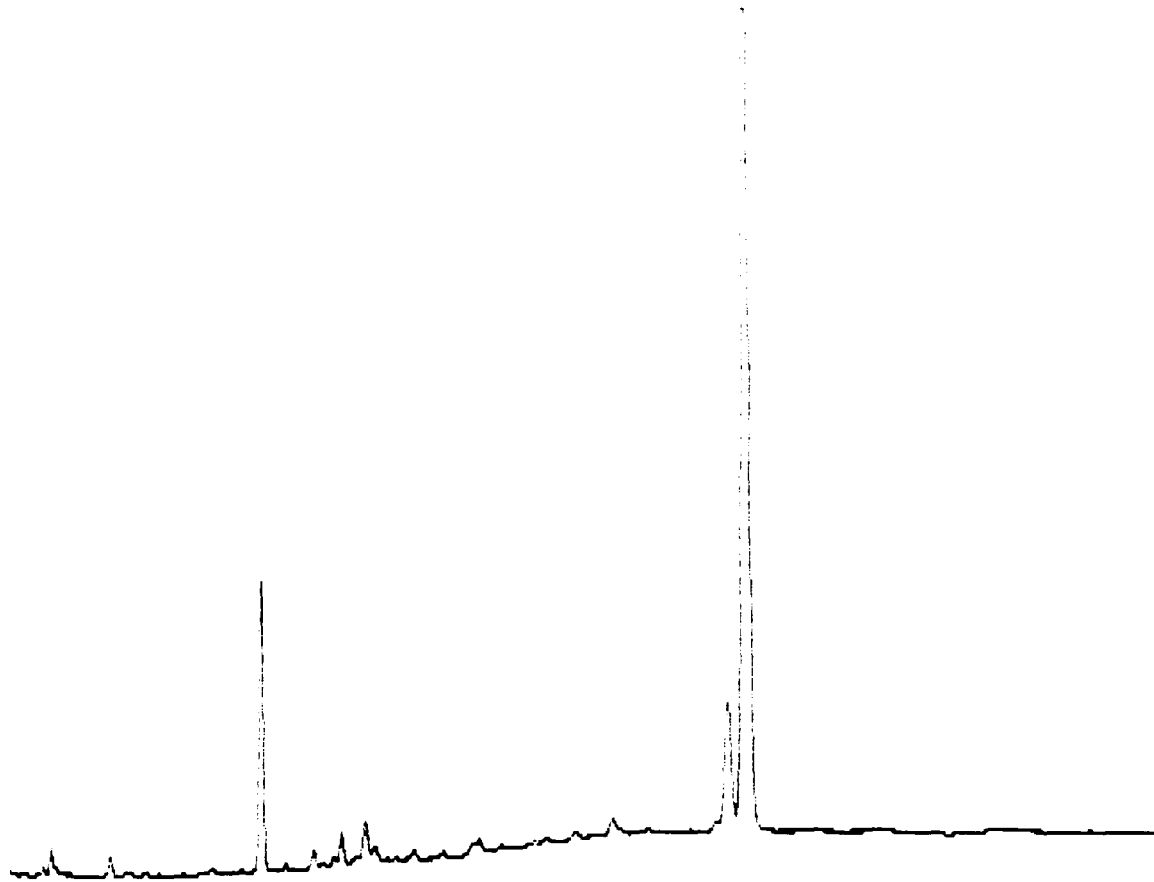
***** EXTERNAL STANDARD TABLE *****
 ***** 12-11-1991 04:55:43 Version 5.1 *****
 * Sample Name: SD-35.100U Data File: D:RE12620 *
 * Date: 12-11-1991 12:54:26 Method: PCB 12-10-1991 10:26:32 * 24 *
 * Interface: 15 Cycle#: 20 Operator Channel#: 0 Vial#: N.A. *
 * Starting Peak Width: 2 Threshold: 5 Area Threshold: 10 *

 * Instrument Type: TRACOR 540 Column Type: SPB-5 *
 * Solvent Description: *
 * Conditions: pro #2 *
 * Detector 0: * Detector 1: FID *
 * Misc. Information: 9 cc/min He *

 Starting Delay: 4.00 Ending retention time: 30.00
 Area reject: 10 One sample per 0.200 sec.
 Amount injected: 1.00 Dilution factor: 1.00
 Sample Weight: 1.00000

PEAK NUM	RET TIME	PEAK NAME	CONCENTRATION in PPM	NORMALIZED CONC	AREA	HEIGHT	AREA/ HEIGHT	REF PEAK	% DELTA RET TIME	CONC/AREA
1	4.753		0.0100	0.00078	100	48	2.1 1			1.0000E-04
2	4.937		0.0161	0.00118	161	57	2.8 1			1.0000E-04
3	7.033		2.1100	0.16148	21100	3836	5.5 1			1.0000E-04
4	8.620		31.1826	2.06626	311826	50801	6.1 1			1.0000E-04
5	7.240		10.4166	3.69696	104166	16192	6.4 2			1.0000E-04
6	9.517		16.8573	1.12788	168573	28727	5.9 2			1.0000E-04
7	9.683		105.7096	7.07248	1057096	160113	6.6 2			1.0000E-04
8	10.257		40.2381	2.69218	402382	61114	6.6 2			1.0000E-04
9	10.537		0.3639	0.02438	3639	647	5.6 2			1.0000E-04
10	10.867		138.1686	9.26418	1381686	195897	7.1 2			1.0000E-04
11	11.077		37.4880	2.50018	374880	55337	6.7 2			1.0000E-04
12	11.313		96.9672	6.46738	969672	139366	7.0 2			1.0000E-04
13	11.820		78.4548	5.24988	784548	87737	8.9 2			1.0000E-04
14	12.023		139.6847	12.71308	1396847	466958	8.3 2			1.0000E-04
15	12.293		32.5824	2.17998	325824	42639	7.6 2			1.0000E-04
16	12.497		36.2594	2.43268	362594	37648	9.7 2			1.0000E-04
17	12.880		10.6193	0.71058	106193	16430	6.5 2			1.0000E-04
18	13.110		84.2987	5.63998	842987	86246	9.8 2			1.0000E-04
19	13.590		29.5873	1.97938	295873	26898	11.0 2			1.0000E-04
20	13.767		42.7842	2.85718	427842	52967	8.1 2			1.0000E-04
21	14.110		8.8229	0.59038	88229	7942	11.1 2			1.0000E-04
22	14.443		93.2046	6.23588	932046	87414	10.7 2			1.0000E-04
23	14.577		82.6748	5.53128	826748	98329	8.4 2			1.0000E-04
24	15.860		37.7326	2.52588	377326	29254	12.9 2			1.0000E-04
25	15.287		19.2753	1.28968	192753	24320	7.9 2			1.0000E-04
26	15.460		2.4886	0.16438	24886	3988	6.2 2			1.0000E-04
27	15.590		2.2458	0.15038	22458	3595	6.2 2			1.0000E-04
28	15.747		5.4591	0.36528	54591	8538	6.4 2			1.0000E-04
29	15.863		18.4811	0.70128	184811	12589	8.3 2			1.0000E-04
30	16.127		26.5801	1.77388	265801	27532	9.6 2			1.0000E-04
31	16.467		4.6787	0.31258	46787	5107	9.1 2			1.0000E-04
32	16.753		34.4693	2.30618	344693	35643	9.7 2			1.0000E-04
33	17.117		3.4569	0.23138	34569	3636	9.5 2			1.0000E-04
34	17.297		4.5977	0.30768	45977	5972	7.7 2			1.0000E-04
35	17.518		12.8333	0.85868	128333	14318	9.0 2			1.0000E-04
36	17.940		0.5387	0.03558	5387	898	5.9 2			1.0000E-04
37	18.123		8.5376	0.57128	85376	9449	9.0 2			1.0000E-04
38	18.587		0.0413	0.00288	413	89	4.6 1			1.0000E-04
39	19.010		1.9516	0.13068	19516	2106	9.3 1			1.0000E-04
40	19.360		0.0410	0.00278	410	68	6.0 1			1.0000E-04
41	19.727		0.0829	0.05918	829	1129	7.8 1			1.0000E-04
42	20.240 DBC		0.0659	0.00448	10831	1108	9.8 1	42	0	6.5706E-06
43	20.477		0.0188	0.00128	188	43	4.3 1			1.0000E-04
44	21.450		0.0829	0.00558	829	93	9.0 1			1.0000E-04

TOTAL AMT 1494,6742



30 Min Scale: 10 Mv
 SOIL Processed: 12-11-1991 05:31:01, segment 3, cycle 21
 RAW DATA SAVED IN FILE D:RE12621.PTS

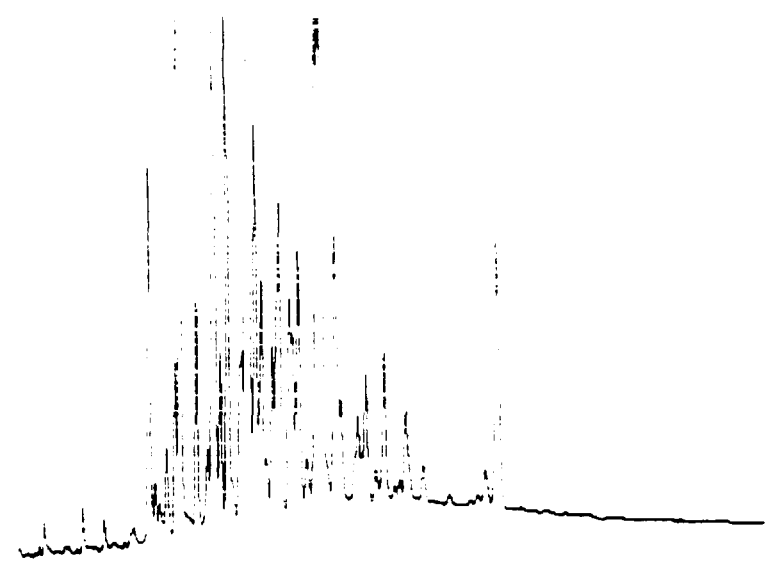
***** EXTERNAL STANDARD TABLE *****
 ***** 12-11-1991 05:32:39 Version 5.1 *****
 * Sample Name: SOIL Data File: D:RE12621 *
 * Date: 12-11-1991 14:08:18 Method: PCB 12-10-1991 10:26:32 # 24 *
 * Interface: 16 Cycle#: 21 Operator Channel#: 0 Vial#: N.A. *
 * Starting Peak Width: 2 Threshold: 5 Area Threshold: 10 *

 * Instrument Type: TRACOR 540 Column Type: SPB-5 *
 * Solvent Description: *
 * Conditions: pro #2 *
 * Detector 0: Detector 1: FID *
 * Misc. Information: 9 cc/min He *

 Starting Delay: 4.00 Ending retention time: 30.00
 Area reject: 10 One sample per 0.200 sec.
 Amount injected: 1.00 Dilution factor: 1.00
 Sample Weight: 1.00000

PEAK NUM	RET TIME	PEAK NAME	CONCENTRATION in PPM	NORMALIZED CONC	AREA	HEIGHT	AREA/ HEIGHT BL	REF PEAK	% DELTA RET TIME	CONC/AREA
1	4.923		0.0192	0.5149%	192	70	2.7 1			1.0000E-04
2	9.677		1.9546	52.3389%	19546	3245	6.0 1			1.0000E-04
3	11.470		0.0293	0.7835%	293	71	4.1 1			1.0000E-04
4	12.013		0.0357	0.9565%	357	73	4.9 1			1.0000E-04
5	20.240		1.2630	33.8199%	12630	1296	9.7 2			1.0000E-04
6	20.657	DBC	0.4327	11.5862%	111393	10597	10.5 2	6	0	3.8843E-06

TOTAL AMOUNT = 3.7345



4-30 Min Scale: 10 MV
SW-5 Processed: 12-11-1991 06:07:49, segment 4, cycle 22
RAW DATA SAVED IN FILE D:RE12622.PTS


***** EXTERNAL STANDARD TABLE *****
***** 12-11-1991 06:09:31 Version 5.1 *****
* Sample Name: SW-5 Date File: D:RE12622 *
* Date: 12-11-1991 15:21:57 Method: PCB 12-10-1991 10:26:32 # 24 *
* Interface: 16 Cycles: 20 Operator Channel#: 0 Vial#: N.A. *
* Starting Peak Width: 2 Threshold: 5 Area Threshold: 10 *

* Instrument Type: TRACOR 540 Column Type: SPB-5 *
* Solvent Description: *
* Conditions: pro #2 *
* Detector 0: Detector 1: FID *
* Misc. Information: 0 cc/min He *

Starting Delay: 4.00 Ending retention time: 30.00
Area reject: 10 One sample per 0.200 sec.
Amount injected: 1.00 Dilution factor: 1.00
Sample weight: 1.00000

NUM	RET TIME	PEAK NAME	CONCENTRATION IN PPM	NORMALIZED CONC	AREA	HEIGHT	HEIGHT PL	REF PEAK	% DELTA RET TIME	CONC/AREA
1	4.740		0.0124	0.01123	124	58	2.1 1			1.0000E-04
2	4.917		0.1798	0.16265	1798	427	4.2 1			1.0000E-04
3	6.267		0.3299	0.29831	3299	568	4.9 1			1.0000E-04
4	7.017		0.2338	0.21155	2338	446	5.2 1			1.0000E-04
5	7.911		0.0165	0.01493	165	46	3.5 1			1.0000E-04
6	8.607		3.7901	3.41843	37901	6111	6.2 2			1.0000E-04
7	8.813		0.4121	0.37273	4121	759	5.4 2			1.0000E-04
8	8.967		0.1645	0.14883	1645	315	5.2 2			1.0000E-04
9	9.217		0.8178	0.73955	8178	1326	6.2 1			1.0000E-04
10	9.503		1.6356	1.47913	16356	2871	5.8 2			1.0000E-04
11	9.677		8.8240	7.97963	88240	13600	6.5 2			1.0000E-04
12	10.247		2.5015	2.26223	25015	4140	6.0 1			1.0000E-04
13	10.620		0.6627	0.59938	6627	1113	6.0 2			1.0000E-04
14	10.850		9.4343	8.53143	94343	12112	7.8 2			1.0000E-04
15	11.070		1.6235	1.46823	16235	2689	6.0 2			1.0000E-04
16	11.310		5.4449	4.92393	54449	8937	6.1 1			1.0000E-04
17	11.807		2.7359	2.47413	27359	2743	10.0 2			1.0000E-04
18	12.010		21.4482	19.39573	214482	24951	8.6 2			1.0000E-04
19	12.297		4.8814	4.41423	48814	6486	7.5 2			1.0000E-04
20	12.506		2.9986	2.71163	29986	3925	7.6 2			1.0000E-04
21	12.657		0.5544	0.50143	5544	873	6.3 2			1.0000E-04
22	12.873		1.7864	1.61543	17864	2791	6.4 2			1.0000E-04
23	13.110		5.4354	5.09623	54354	5172	10.9 2			1.0000E-04
24	13.473		2.4519	2.21723	24519	3553	6.9 2			1.0000E-04
25	13.577		1.8720	1.69283	18720	2877	6.5 2			1.0000E-04
26	13.781		3.5841	3.24113	35841	4376	8.2 2			1.0000E-04
27	14.057		0.8693	0.86273	8693	143	4.9 1			1.0000E-04
28	14.440		7.6822	6.94713	76822	8432	9.1 2			1.0000E-04
29	14.573		6.7150	6.07243	67150	9165	7.3 2			1.0000E-04
30	15.057		4.4919	4.06203	44919	4464	10.1 2			1.0000E-04
31	15.273		1.0755	0.97253	10755	1604	6.7 2			1.0000E-04
32	15.860		1.3889	1.25603	13889	1367	10.2 2			1.0000E-04
33	16.120		1.6124	1.45813	16124	2097	7.7 2			1.0000E-04
34	16.457		0.8481	0.84353	8481	94	5.1 1			1.0000E-04
	16.750		1.8313	1.65603	18313	2473	7.4 1			1.0000E-04
	17.290		0.0249	0.02253	249	58	4.3 1			1.0000E-04
	17.507		1.3186	1.19243	13186	1427	9.2 1			1.0000E-04
	18.117		0.8479	0.84333	8479	94	5.1 1			1.0000E-04
39	20.253		0.0552	0.04993	552	93	5.9 1			1.0000E-04
40	20.680 DBC		0.1996	0.18053	46977	4557	10.3 1	40	0	4.2400E-06

TOTAL AMOUNT = 110.5822



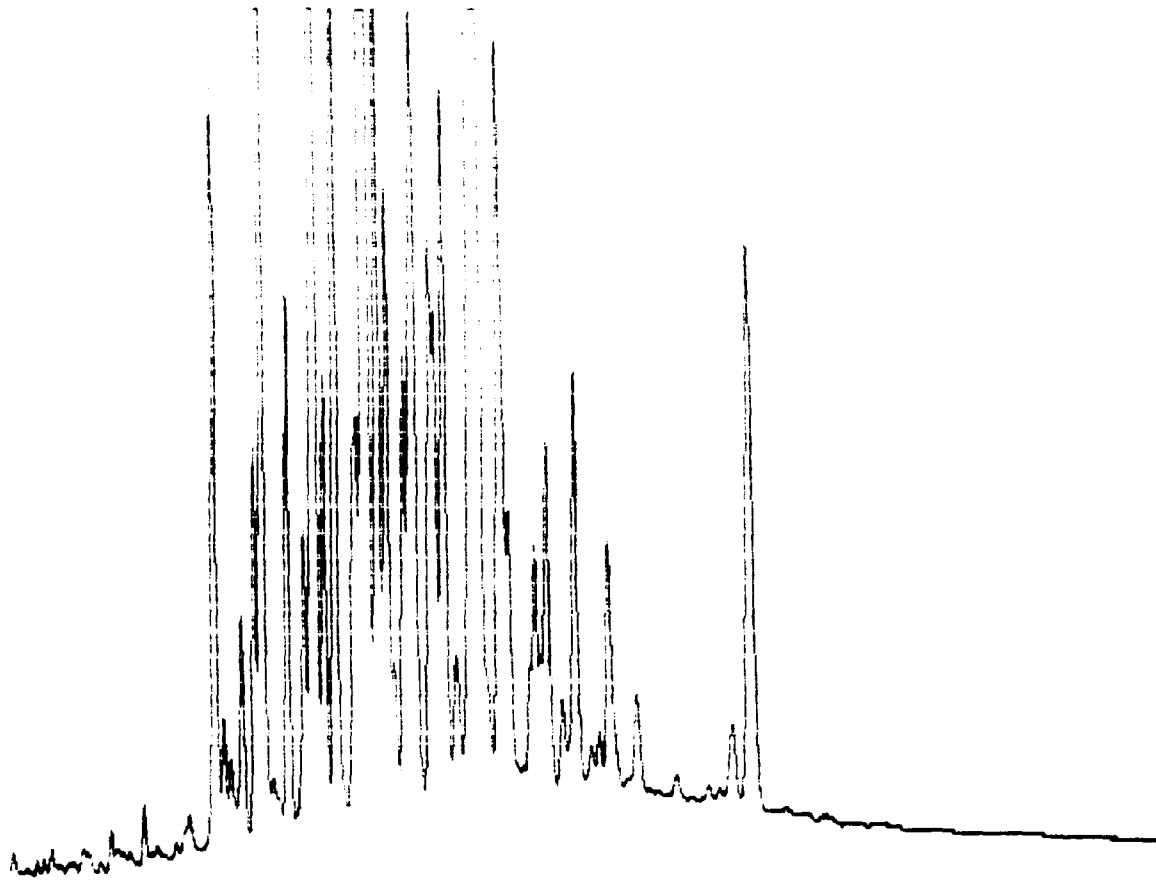
-30 Min Scale: 10 MV
 H20 Processed: 12-11-1991 06:44:26, segment 5, cycle 23
 RAW DATA SAVED IN FILE D:RE12623.PTS

```

***** EXTERNAL STANDARD TABLE *****
***** 12-11-1991 06:46:03 Version 5.1 *****
* Sample Name: H20                               Data File: D:RE12623 *
* Date: 12-11-1991 16:35:07 Method: PCB 12-10-1991 10:26:32 # 24 *
* Interface: 16 Cycle#: 23 Operator Channel#: 0 Vial#: N.A. *
* Starting Peak Width: 2 Threshold: 5 Area Threshold: 10 *
*****
* Instrument Type: TRACOR 540 Column Type: SPB-5 *
* Solvent Description: *
* Conditions: pro #2 *
* Detector 0: Detector 1: FID *
* Misc. Information: 9 cc/min He *
*****
Starting Delay: 4.00 Ending retention time: 30.00
Area reject: 10 One sample per 0.200 sec.
Amount injected: 1.00 Dilution factor: 1.00
Sample Weight: 1.00000
  
```

PEAK NUM	RET TIME	PEAK NAME	CONCENTRATION in PPM	NORMALIZED CONC	AREA	HEIGHT	AREA/ HEIGHT BL	REF PEAK	% DELTA RET TIME	CONC/AREA
1	4.947		0.0223	1.3014%	223	84	2.7 1			1.0000E-04
2	6.300		0.1246	7.2790%	1246	264	4.7 1			1.0000E-04
3	9.713		0.0159	0.9264%	159	52	3.1 1			1.0000E-04
4	20.310		1.1330	66.1755%	11330	1171	9.7 2			1.0000E-04
5	20.730	DBC	0.4163	24.3178%	106873	10172	10.5 2	5	0	3.8956E-06

TOTAL AMOUNT = 1.7121



30 Min Scale: 10 MV
 -35 Processed: 12-11-1991 07:20:45, segment 6, cycle 24
 DATA SAVED IN FILE D:RE12624.PTS

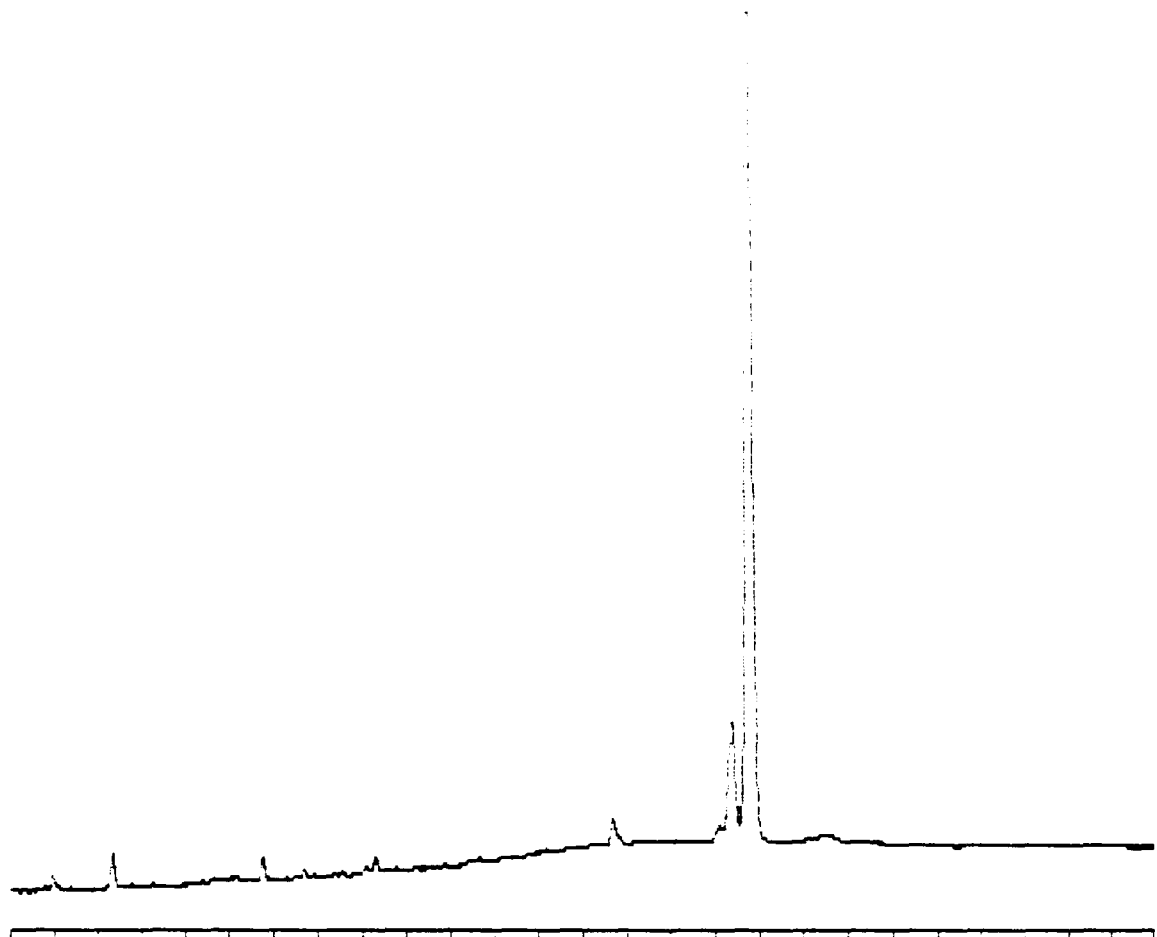
***** EXTERNAL STANDARD TABLE *****
 ***** 12-11-1991 07:22:27 Version 5.1 *****
 Sample Name: SW-35 Data File: D:RE12624 *
 Date: 12-11-1991 17:47:47 Method: PCB 12-10-1991 10:26:32 # 24 *
 Interface: 16 Cycle#: 24 Operator Channel#: 0 Vial#: N.A. *
 Starting Peak Width: 2 Threshold: 5 Area Threshold: 10 *

 Instrument Type: TRACOR 540 Column Type: SPB-5 *
 Solvent Description: *
 Conditions: pro #2 *
 Detector 0: *
 Misc. Information: 9 cc/min He Detector 1: FID *

 Starting Delay: 4.00 Ending retention time: 30.00
 Area reject: 10 One sample per 0.200 sec.
 Amount injected: 1.00 Dilution factor: 1.00
 Sample Weight: 1.00000

PK	RET	PEAK	CONCENTRATION in	NORMALIZED	AREA	HEIGHT	AREA/ HEIGHT	REF	% DELTA	CONC/AREA	
NUM	TIME	NAME	PPM	CONC			BL	PEAK	RET TIME		
3	16.807		3.5396	2.0625%	35396	4460	7.9	2		1.0000E-04	
4	17.167		0.0342	0.0199%	342	71	4.8	1		1.0000E-04	
5	17.343		0.2356	0.1373%	2356	423	5.6	2		1.0000E-04	
	17.567		2.2825	1.3300%	22825	2584	8.8	2		1.0000E-04	
	18.183		0.7638	0.4451%	7638	952	8.0	1		1.0000E-04	
8	20.343		0.0793	0.0462%	793	103	7.7	1		1.0000E-04	
9	20.770	DBC	0.2563	0.1493%	62634	6021	10.4	1	49	0	4.0913E-06

TOTAL AMOUNT = 171.6132



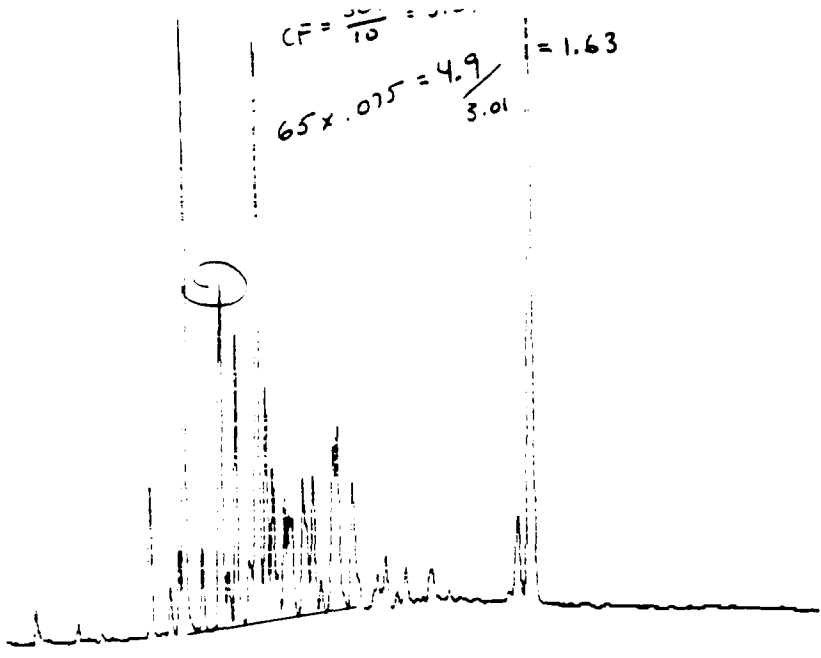
-30 Min Scale: 10 Mv
 .20 Processed: 12-11-1991 07:57:16, segment 7, cycle 25
 RAW DATA SAVED IN FILE D:RE12625.PTS

```

***** EXTERNAL STANDARD TABLE *****
***** 12-11-1991 07:58:57 Version 5.1 *****
* Sample Name: H20                               Data File: D:RE12625 *
* Date: 12-11-1991 19:00:50 Method: PCB 12-10-1991 10:26:32 # 24 *
* Interface: 16 Cycle#: 25 Operator Channel#: 0 Vial#: N.A. *
* Starting Peak Width: 2 Threshold: 5 Area Threshold: 10 *
*****
* Instrument Type: TRACOR 540 Column Type: SPB-5 *
* Solvent Description: *
* Conditions: pro #2 *
* Detector 0: Detector 1: FID *
* Misc. Information: 9 cc/min He *
*****
Starting Delay: 4.00 Ending retention time: 30.00
Area reject: 10 One sample per 0.200 sec.
Amount injected: 1.00 Dilution factor: 1.00
Sample Weight: 1.00000
  
```

PEAK NUM	RET TIME	PEAK NAME	CONCENTRATION in PPM	NORMALIZED CONC	AREA	HEIGHT	AREA/ HEIGHT BL	REF PEAK	% DELTA RET TIME	CONC/AREA
1	6.330		0.1515	21.0113%	1515	319	4.7 1			1.0000E-04
2	9.743		0.0237	3.2906%	237	70	3.4 1			1.0000E-04
3	17.687		0.0196	2.7135%	196	42	4.6 1			1.0000E-04
4	20.363		0.1056	14.6466%	1056	148	7.1 1			1.0000E-04
5	20.783	OBC	0.4205	58.3380%	108033	10343	10.4 1	5	0	3.8926E-06

TOTAL AMOUNT = 0.7208



4-30 Min Scale: 10 Mv
 ED-2 Processed: 12-11-1991 08:33:35, segment 8, cycle 26
 RAW DATA SAVED IN FILE D:RE12626.PTS

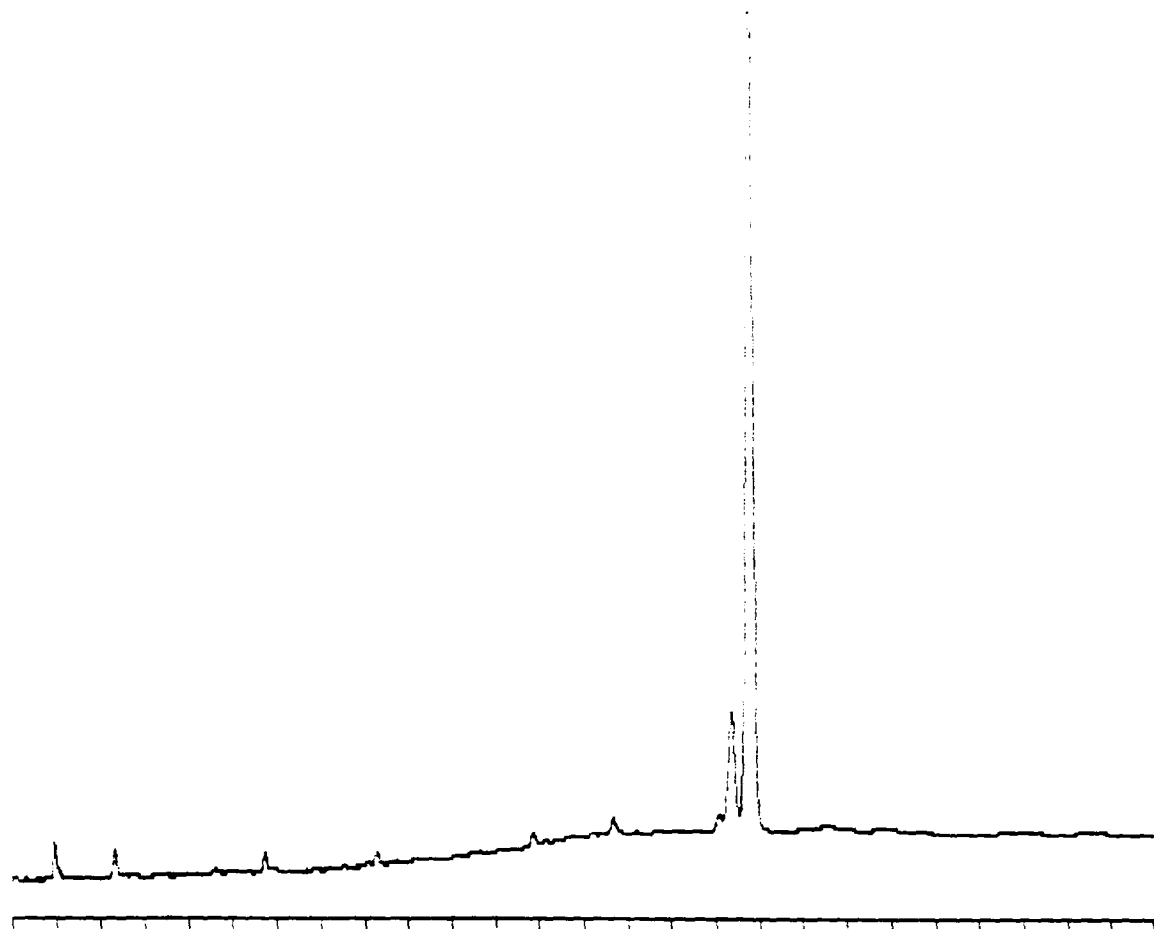
***** EXTERNAL STANDARD TABLE *****
 ***** 12-11-1991 08:35:17 Version 5.1 *****
 * Sample Name: SD-2 Data File: D:RE12626 *
 * Date: 12-11-1991 20:13:29 Method: PCB 12-10-1991 10:26:32 # 24 *
 * Interface: 16 Cycles: 25 Operator Channel#: 0 Vial#: N.A. *
 * Starting Peak Width: 2 Threshold: 5 Area Threshold: 10 *

 * Instrument Type: TRACOR 540 Column Type: SPB-5 *
 * Solvent Description: *
 * Conditions: pro #2 *
 * Detector 0: *
 * Detector 1: FID *
 * Misc. Information: 9 cc/min He *

 Starting Delay: 4.00 Ending retention time: 30.00
 Area reject: 10 One sample per 0.200 sec.
 Amount injected: 1.00 Dilution factor: 1.00
 Sample weight: 1.00000

PEAK NUM	RET TIME	PEAK NAME	CONCENTRATION ppm	NORMALIZED CONC	AREA	HEIGHT	AREA/ HEIGHT	REF PEAK	% DELTA RET TIME	CONC/AREA
1	4.971		0.2179	0.53753	2179	491	4.4 1			1.0000E-04
2	6.350		0.0217	0.05363	217	67	3.3 1			1.0000E-04
3	8.680		1.3414	3.30003	13414	2265	5.9 1			1.0000E-04
4	9.297		0.3985	0.98273	3985	671	5.9 1			1.0000E-04
5	9.580		0.7021	1.73143	7021	1243	5.7 2			1.0000E-04
6	9.757		5.9933	14.78043	59933	9390	6.4 2			1.0000E-04
7	10.322		0.7890	1.94703	7890	1335	5.9 1			1.0000E-04
8	10.903		5.0304	12.40573	50304	5231	9.6 2			1.0000E-04
9	11.150		0.5313	1.31043	5313	843	6.3 2			1.0000E-04
10	11.397		2.7469	6.77443	27469	4410	6.2 1			1.0000E-04
11	11.817		0.0009	0.19963	909	180	4.5 1			1.0000E-04
12	12.096		6.7905	16.74643	67905	8500	7.9 1			1.0000E-04
13	12.370		1.8335	4.52173	18335	3059	6.0 2			1.0000E-04
14	12.587		0.9770	2.41143	9770	1770	5.5 2			1.0000E-04
15	12.953		1.0947	2.69973	10947	1730	6.3 2			1.0000E-04
16	13.057		0.9596	2.36663	9596	1542	6.2 2			1.0000E-04
17	13.190		0.8951	2.20743	8951	1442	6.2 2			1.0000E-04
18	13.550		0.6835	1.68573	6835	1259	5.4 1			1.0000E-04
19	13.877		1.2402	3.05843	12402	1790	6.9 1			1.0000E-04
20	14.123		0.2382	0.58743	2382	389	6.1 1			1.0000E-04
21	14.530		1.9523	4.81473	19523	2341	8.3 2			1.0000E-04
22	14.657		1.9415	4.78803	19415	2722	7.1 2			1.0000E-04
23	15.140		1.4661	3.61553	14661	1709	8.6 1			1.0000E-04
24	15.937		0.2500	0.61663	2500	315	8.0 1			1.0000E-04
25	16.197		0.3921	0.96693	3921	630	6.1 1			1.0000E-04
26	16.537		0.0169	0.04163	169	40	4.3 1			1.0000E-04
27	16.827		0.3277	0.80023	3277	501	6.5 1			1.0000E-04
28	17.650		0.1172	0.28913	1172	80	13.4 1			1.0000E-04
29	20.367		1.1047	2.72433	11047	1187	9.3 2			1.0000E-04
30	20.783 OBC		0.4131	1.01873	105976	10134	10.5 2	30	0	3.8979E-06

TOTAL AMOUNT = 40.5490



-30 Min Scale: 10 MV
 JIL Processed: 12-11-1991 09:09:53, segment 9, cycle 27
 End of sequence file reached at cycle 27
 RAW DATA SAVED IN FILE D:RE12627.PTS

```

***** EXTERNAL STANDARD TABLE *****
***** 12-11-1991 09:11:31 Version 5.1 *****
* Sample Name: SOIL                               Data File: D:RE12627 *
* Date: 12-11-1991 21:26:04 Method: PCB 12-10-1991 10:26:32 # 24 *
* Interface: 16 Cycle#: 27 Operator Channel#: 0 Vial#: N.A. *
* Starting Peak Width: 2 Threshold: 5 Area Threshold: 10 *
*****
* Instrument Type: TRACOR 540 Column Type: SPB-5 *
* Solvent Description: *
* Conditions: pro #2 *
* Detector 0: Detector 1: FID *
* Misc. Information: 9 cc/min He *
*****
Starting Delay: 4.00 Ending retention time: 30.00
Area reject: 10 One sample per 0.200 sec.
Amount injected: 1.00 Dilution factor: 1.00
Sample Weight: 1.00000
  
```

PEAK NUM	RET TIME	PEAK NAME	CONCENTRATION in PPM	NORMALIZED CONC	AREA	HEIGHT	HEIGHT BL	REF PEAK	% DELTA RET TIME	CONC/AREA
1	4.957		0.1224	15.7112%	1224	303	4.0	1		1.0000E-04
2	6.307		0.1125	14.4344%	1125	242	4.6	1		1.0000E-04
3	9.723		0.0190	2.4408%	190	55	3.5	1		1.0000E-04
4	20.343		0.0993	12.7456%	993	149	6.7	1		1.0000E-04
5	20.767	08C	0.4260	54.6680%	109545	10438	10.5	1	0	3.8888E-06

TOTAL AMOUNT = 0.7793

BENNINGTON LANDFILL - LEI
DAILY ANALYSIS SEQUENCE

NO.	SAMPLE	MTD FILE	DATA FILE	DATE TIME	DILUTIONS & COMMENTS
CAL CHK #7					
87*	1254	PCB	RE12628	12/11/91 10:12:42	
88	1248	PCB	RE12629	12/11/91 10:49:13	Miss; rerun at #100
89*	1242	PCB	RE12630	12/11/91 11:25:44	
90*	1232	PCB	RE12631	12/11/91 12:02:26	
91*	1016	PCB	RE12632	12/11/91 12:39:27	
92*	1221, 1260	PCB	RE12633	12/11/91 13:14:40	
100	AROCLOR 1248	PCB	RE12640	12/11/91 18:34:16	Miss; rerun at #100
101*	AROCLOR 1248	PCB	RE12641	12/11/91 19:10:30	
102	BLK MTD H ₂ O 12/8	PCB	RE12642	12/11/91 21:04:26	
103	MTD BLK Soil 12/8	PCB	RE12645	12/11/11 21:39:15	Full disc at DATA file RE 1264
104	SD-3	PCB	RER156	12/12/91 08:03:33	500ul - 1ml
105	MTD BLK Soil	PCB	RER157	12/12/91 08:15:08	
106	SD-4	PCB	RER158	12/12/91 08:18:40	500ul - 1 ml

* = Samples used for Quantitative Analysis.

**BENNINGTON LANDFILL - LFI
DAILY ANALYSIS SEQUENCE (CONTINUED)**

NO.	SAMPLE	MTD FILE	DATA FILE	DATE TIME	DILUTIONS & COMMENTS
CAL CHK #7					
107	MTD BLK Soil	PCB	RER159	12/12/91 08:25:03	
108	SD-15	PCB	RER160	12/12/91 08:30:06	500ul - 1ml
109	MTD BLK Soil	PCB	RER161	12/12/91 08:35:10	
110	SD-16	PCB	RER162	12/12/91 08:39:53	500ul - 1ml
111	MTD BLK Soil	PCB	RER163	12:12:91 08:45:02	
112	SD-16D	PCB	RER164	12/12/91 08:49:45	500ul - 1ml
113	MTD BLK Soil	PCB	RER165	12/12/91 08:54:44	
114	SD-5	PCB	RER166	12/12/91 08:59:25	500ul - 1ml
114*	SW-5	PCB	RER167	12/12/91 09:08:23	500ul - 1ml
116*	SW-35	PCB	RER168	12/12/91 09:13:22	500ul - 1ml
117	SD-3	PCB	RER22	12/12/91 12:32:07	10ul - 1ml
118*	SD-4	PCB	RER23	12/12/91 13:07:45	10ul - 1ml
119*	SD-15	PCB	RER24	12/12/91 13:45:55	10ul - 1ml

* = Samples used for Quantitative Analysis.

BENNINGTON LANDFILL - LFI
DAILY ANALYSIS SEQUENCE (CONTINUED)

NO.	SAMPLE	MTD FILE	DATA FILE	DATE TIME	DILUTIONS & COMMENTS
CAL CHK #7 (CONTINUED)					
120*	SD-16	PCB	RER25	12/12/91 14:22:33	10ul - 1ml
121*	SD-16D	PCB	RER26	12/12/91 14:59:03	10ul - 1ml

* = Samples used for Quantitative Analysis.

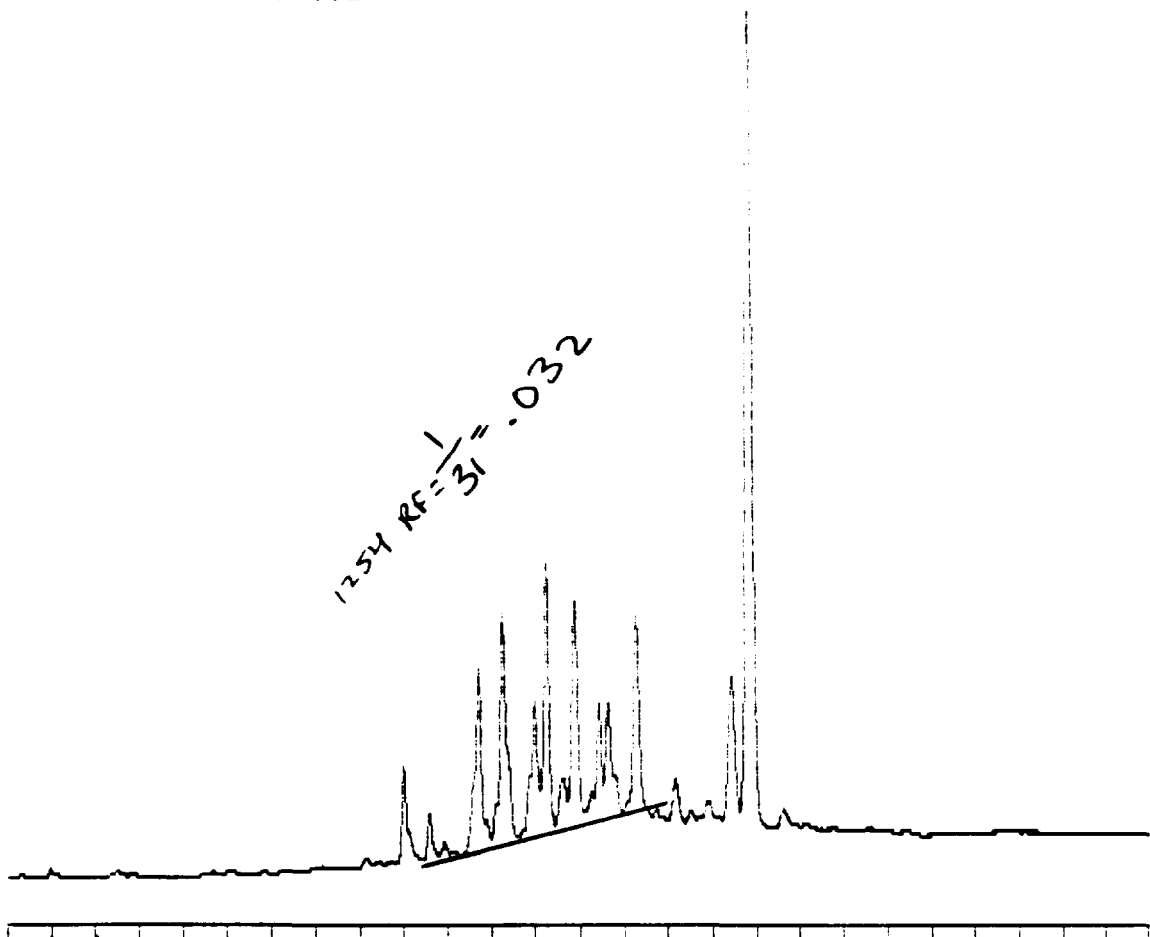
PESTICIDE AND PCB DAILY STANDARD CHECK

Calibration Dates: 12/04/91
 Instrument I.D.: GCB

Check Standard Date: 12/11/91
 Analyst: M.P. # 7

Compound	Calibration Avg. <i>rt</i>	Check Standard <i>rt</i>	% Difference
alpha-BHC			
gamma-BHC			
beta-BHC			
delta-BHC			
Heptachlor			
Aldrin			
Heptachlor epoxide			
Endosulfan I			
4-4'-DDE			
Dieldrin			
Endrin			
4-4'-DDD			
Endosulfan II			
4-4'-DDT			
Endrin Aldehyde			
Endosulfan Sulfate			
Methoxychlor			
DCC			
Toxaphene			
Chlordane			
Aroclor-1016 <i>Rt</i> 10.88	.062	.061	1.6
Aroclor-1221 <i>Rt</i> 7.14	.176	.167	5.1
Aroclor-1232 <i>Rt</i> 9.78	.133	.125	6.0
Aroclor-1242 <i>Rt</i> 10.82	.075	.074	1.3
Aroclor-1248 <i>Rt</i> 12.05	.066	.057	13.6
Aroclor-1254 <i>Rt</i> 15.04	.037	.032	13.5
Aroclor-1260 <i>Rt</i> 18.23	.041	.038	7.3

% Difference must be <15 for EPA Methods 608 and SM-846 8080



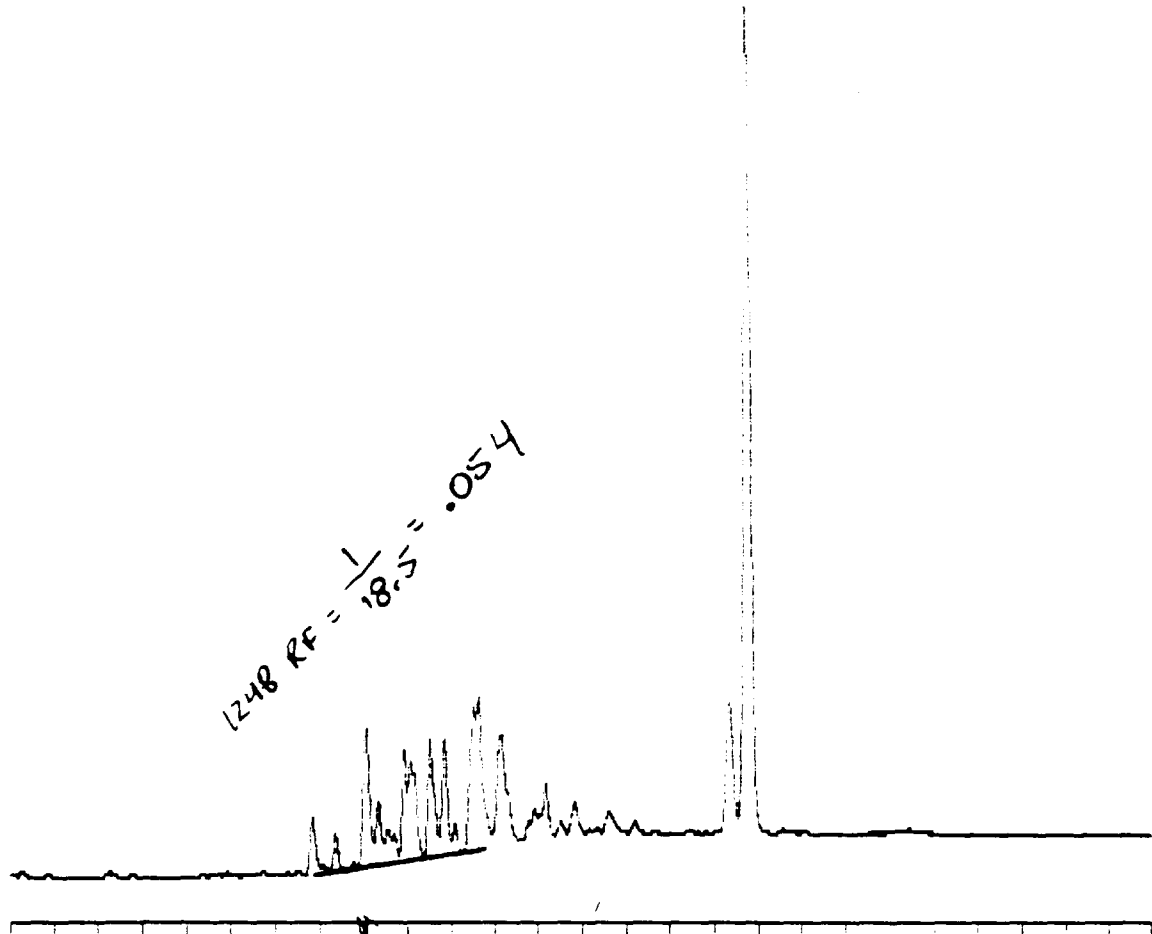
+30 Min Scale: 10 Mv
 CK54 Processed: 12-11-1991 10:11:01, segment 1, cycle 28
 RAW DATA SAVED IN FILE D:RE12628.PTS

***** EXTERNAL STANDARD TABLE *****
 ***** 12-11-1991 10:12:42 Version 5.1 *****
 * Sample Name: CK54 Data File: D:RE12628 *
 * Date: 12-11-1991 10:12:15 Method: PCB 12-10-1991 10:26:32 # 24 *
 * Interface: 16 Cycle#: 28 Operator ML Channel#: 0 Vial#: N.A. *
 * Starting Peak Width: 2 Threshold: 5 Area Threshold: 10 *

 * Instrument Type: TRACOR 540 Column Type: SPB-5 *
 * Solvent Description: *
 * Conditions: pro #2 *
 * Detector 0: Detector 1: FID *
 * Misc. Information: 9 cc/min He *

 Starting Delay: 4.00 Ending retention time: 30.00
 Area reject: 10 One sample per 0.200 sec.
 Amount injected: 1.00 Dilution factor: 1.00
 Sample Weight: 1.00000

PEAK NUM	RET TIME	PEAK NAME	CONCENTRATION in PPM	NORMALIZED CONC	AREA	HEIGHT	AREA/ HEIGHT BL	REF PEAK	% DELTA RET TIME	CONC/AREA
1	13.000		0.4983	3.6244%	4984	847	5.9 1			1.0000E-04
2	13.587		0.2302	1.6745%	2302	406	5.7 1			1.0000E-04
3	14.713		1.5788	11.4822%	15788	1797	8.8 1			1.0000E-04
4	15.107		0.0583	0.4239%	583	133	4.4 2			1.0000E-04
5	15.260		1.1836	8.6083%	11836	1842	6.4 2			1.0000E-04
6	15.867		0.2585	1.8800%	2585	570	4.5 2			1.0000E-04
7	15.983		1.0090	7.3384%	10090	1361	7.4 2			1.0000E-04



-30 Min Scale: 10 Mv
 CK48 Processed: 12-11-1991 10:47:34, segment 2, cycle 29
 RAW DATA SAVED IN FILE D:RE12629.PTS

***** EXTERNAL STANDARD TABLE *****

***** 12-11-1991 10:49:13 Version 5.1 *****

* Sample Name: CK48 Data File: D:RE12629 *

* Date: 12-11-1991 11:25:22 Method: PCB 12-10-1991 10:26:32 # 24 *

* Interface: 16 Cycle#: 29 Operator ML Channel#: 0 Vial#: N.A. *

* Starting Peak Width: 2 Threshold: 5 Area Threshold: 10 *

* Instrument Type: TRACOR 540 Column Type: SPB-5 *

* Solvent Description: *

* Conditions: pro #2 *

* Detector 0: Detector 1: FID *

* Misc. Information: 9 cc/min He *

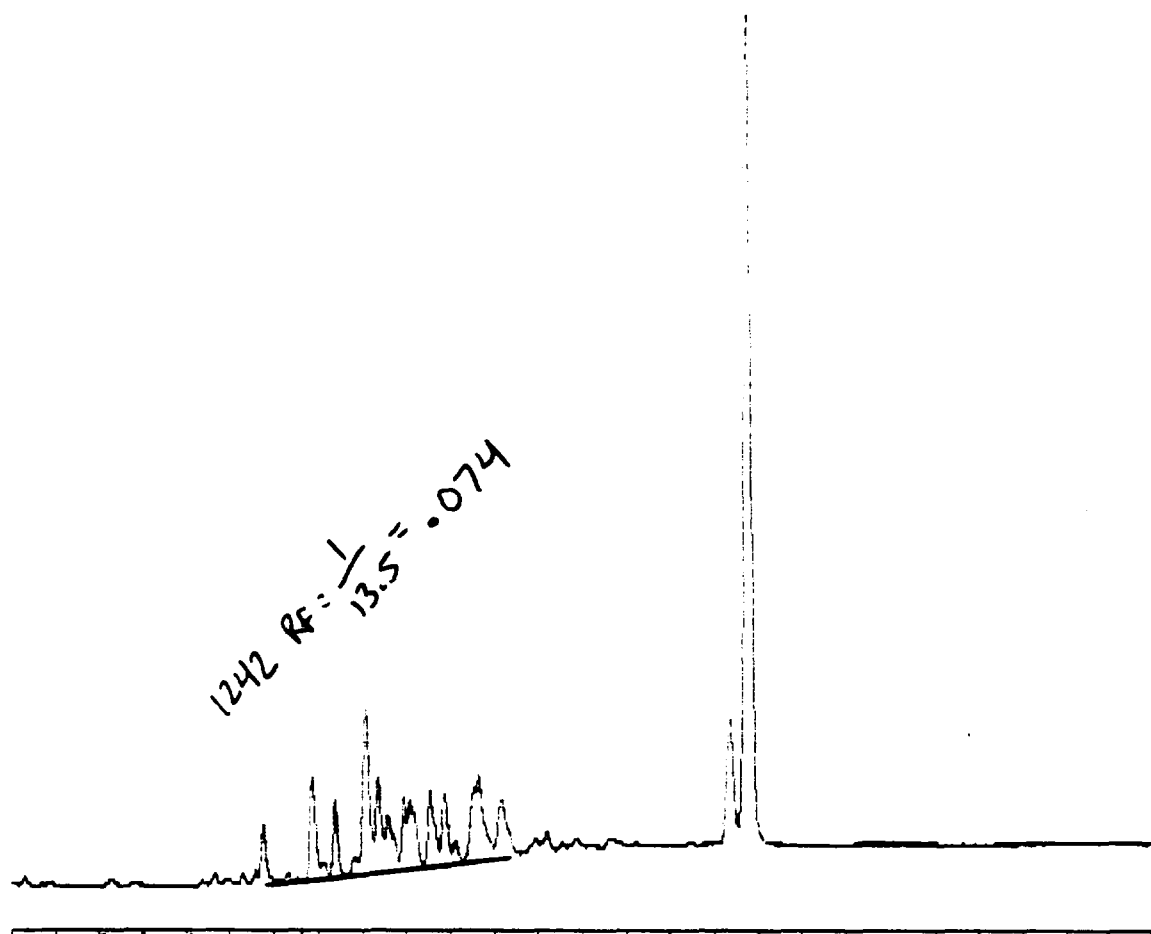
Starting Delay: 4.00 Ending retention time: 30.00

Area reject: 10 One sample per 0.200 sec.

Amount injected: 1.00 Dilution factor: 1.00

Sample Weight: 1.00000

PEAK NUM	RET TIME	PEAK NAME	CONCENTRATION in PPM	NORMALIZED CONC	AREA	HEIGHT	AREA/ HEIGHT BL	REF PEAK	% DELTA RET TIME	CONC/AREA
1	10.830		0.0550	0.6363%	550	140	3.9 1			1.0000E-04
2	11.363		0.1936	2.2410%	1936	333	5.8 1			1.0000E-04
3	12.063		1.3126	15.1915%	13126	1443	9.1 2			1.0000E-04
4	12.347		0.2915	3.3737%	2915	472	6.2 2			1.0000E-04
5	12.923		0.4794	5.5485%	4794	863	5.6 2			1.0000E-04
6	13.063		0.1651	1.9109%	1651	333	5.0 2			1.0000E-04
7	13.520		1.1339	13.1230%	11339	1237	9.2 2			1.0000E-04
8	13.857		0.8610	9.9647%	8610	1131	7.6 2			1.0000E-04



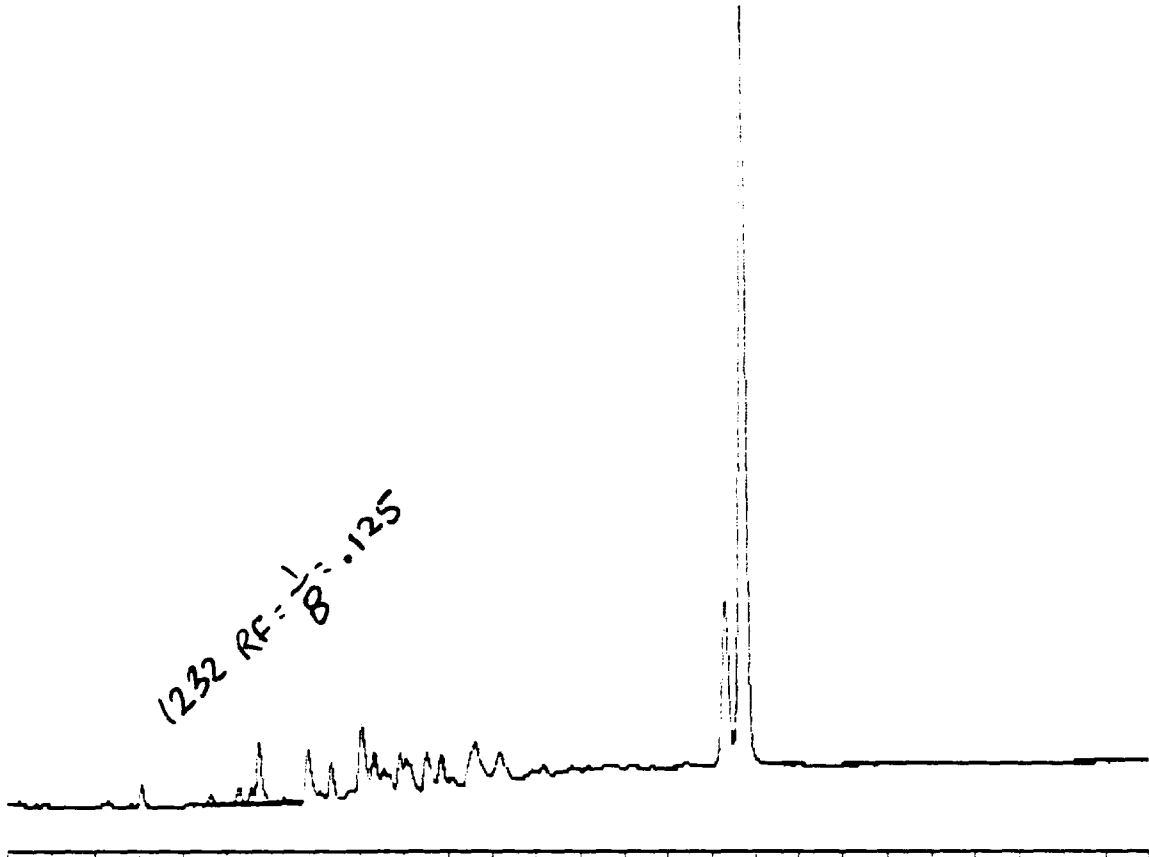
-30 Min Scale: 10 MV
 K42 Processed: 12-11-1991 11:24:05, segment 3, cycle 30
 RAW DATA SAVED IN FILE D:RE12630.PTS

***** EXTERNAL STANDARD TABLE *****
 ***** 12-11-1991 11:25:44 Version 5.1 *****
 * Sample Name: CK42 Data File: O:RE12630 *
 * Date: 12-11-1991 12:38:23 Method: PCB 12-10-1991 10:26:32 # 24 *
 * Interface: 16 Cycle#: 30 Operator ML Channel#: 0 Vial#: N.A. *
 * Starting Peak Width: 2 Threshold: 5 Area Threshold: 10 *

 * Instrument Type: TRACOR 540 Column Type: SPB-5 *
 * Solvent Description: *
 * Conditions: pro #2 *
 * Detector 0: Detector 1: FID *
 * Misc. Information: 9 cc/min He *

 Starting Delay: 4.00 Ending retention time: 30.00
 Area reject: 10 One sample per 0.200 sec.
 Amount injected: 1.00 Dilution factor: 1.00
 Sample Weight: 1.00000

PEAK NUM	RET TIME	PEAK NAME	CONCENTRATION in PPM	NORMALIZED CONC	AREA	HEIGHT	AREA/ HEIGHT BL	REF PEAK	% DELTA RET TIME	CONC/AREA
1	9.757		0.3180	4.8675%	3180	515	6.2 1			1.0000E-04
2	10.867		0.8500	13.0103%	8500	1032	8.2 1			1.0000E-04
3	11.397		0.4746	7.2641%	4746	750	6.3 1			1.0000E-04
4	12.090		1.4418	22.0690%	14418	1583	9.1 2			1.0000E-04
5	12.370		0.4787	7.3278%	4787	726	6.6 2			1.0000E-04
6	12.587		0.1112	1.7023%	1112	224	5.0 2			1.0000E-04
7	12.950		0.2224	3.4037%	2224	433	5.1 2			1.0000E-04
8	13.090		0.0267	0.4086%	267	78	3.4 2			1.0000E-04

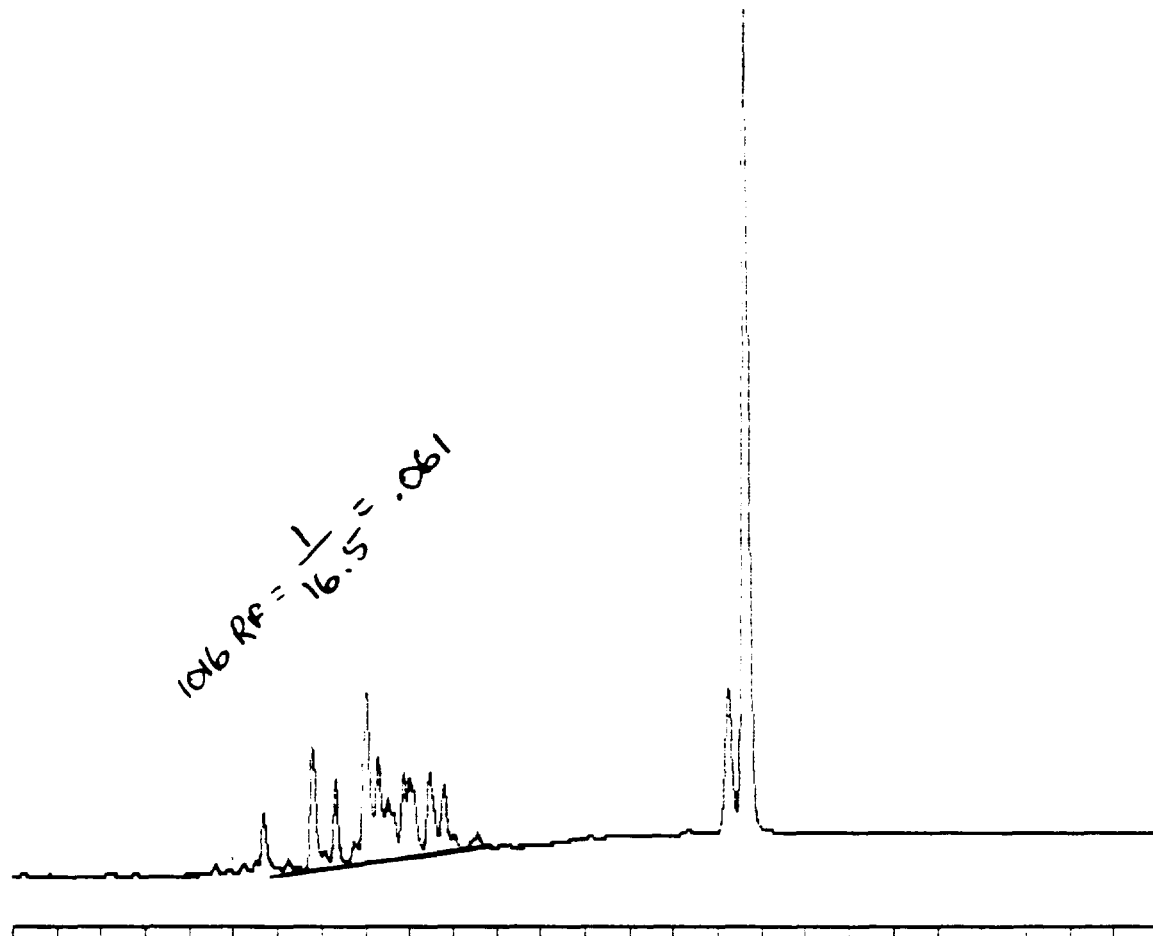


30 Min Scale: 10 MV
 CK32 Processed: 12-11-1991 12:00:48, segment 4, cycle 31
 RAW DATA SAVED IN FILE D:RE12631.PTS

```

***** EXTERNAL STANDARD TABLE *****
***** 12-11-1991 12:02:26 Version 5.1 *****
* Sample Name: CK32                               Data File: D:RE12631 *
* Date: 12-11-1991 13:51:49 Method: PCB 12-10-1991 10:26:32 # 24 *
* Interface: 16 Cycle#: 31 Operator ML Channel#: 0 Vial#: N.A. *
* Starting Peak Width: 2 Threshold: 5 Area Threshold: 10 *
*****
* Instrument Type: TRACOR 540                      Column Type: SPB-5 *
* Solvent Description: *
* Conditions: pro #2 *
* Detector 0: * Detector 1: FID *
* Misc. Information: 9 cc/min He *
*****
Starting Delay: 4.00                               Ending retention time: 30.00
Area reject: 10                                    One sample per 0.200 sec.
Amount injected: 1.00                               Dilution factor: 1.00
Sample Weight: 1.00000
  
```

PEAK NUM	RET TIME	PEAK NAME	CONCENTRATION in PPM	NORMALIZED CONC	AREA	HEIGHT	AREA/ HEIGHT BL	REF PEAK	% DELTA RET TIME	CONC/AREA
1	7.053		0.0208	0.7584%	208	56	3.7 1			1.0000E-04
2	9.720		0.3275	11.9248%	3275	521	6.3 1			1.0000E-04
3	10.837		0.0574	2.0891%	574	95	6.1 1			1.0000E-04
4	11.363		0.0342	1.2459%	342	78	4.4 1			1.0000E-04
5	12.053		0.0850	3.0932%	850	146	5.8 1			1.0000E-04
6	12.337		0.0213	0.7766%	213	59	3.6 1			1.0000E-04
7	12.913		0.0365	1.3293%	365	87	4.2 1			1.0000E-04
8	13.513		0.0370	1.3475%	370	70	5.3 1			1.0000E-04



30 Min Scale: 10 Mv
 CK16 Processed: 12-11-1991 12:37:48, segment 5, cycle 32
 RAW DATA SAVED IN FILE D:RE12632.PTS

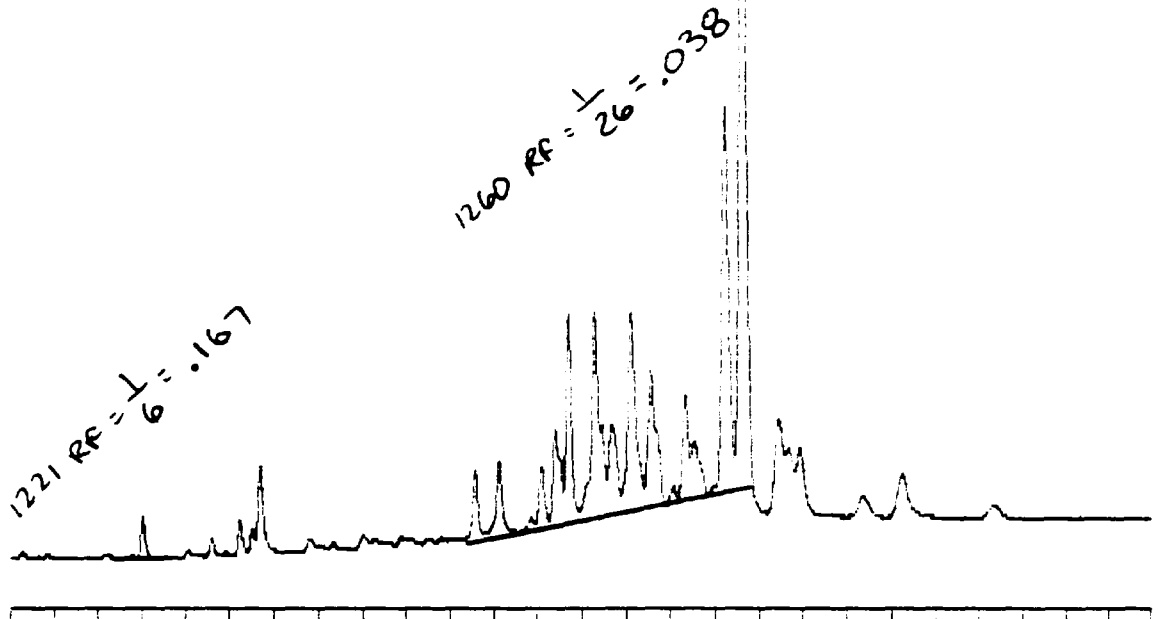
***** EXTERNAL STANDARD TABLE *****

***** 12-11-1991 12:39:27 Version 5.1 *****
 * Sample Name: CK16 Data File: D:RE12632 *
 * Date: 12-11-1991 15:05:49 Method: PCB 12-10-1991 10:26:32 # 24 *
 * Interface: 16 Cycle#: 32 Operator ML Channel#: 0 Vial#: N.A. *
 * Starting Peak Width: 2 Threshold: 5 Area Threshold: 10 *

 * Instrument Type: TRACOR 540 Column Type: SPB-5 *
 * Solvent Description: *
 * Conditions: pro #2 *
 * Detector 0: Detector 1: FID *
 * Misc. Information: 9 cc/min He *

 Starting Delay: 4.00 Ending retention time: 30.00
 Area reject: 10 One sample per 0.200 sec.
 Amount injected: 1.00 Dilution factor: 1.00
 Sample Weight: 1.00000

PEAK NUM	RET TIME	PEAK NAME	CONCENTRATION in PPM	NORMALIZED CONC	AREA	HEIGHT	AREA/ HEIGHT BL	REF PEAK	% DELTA RET TIME	CONC/AREA
1	9.687		0.3179	4.6631%	3179	514	6.2 1			1.0000E-04
2	10.797		1.0266	15.0594%	10266	1227	8.4 1			1.0000E-04
3	11.323		0.5640	8.2729%	5640	867	6.5 1			1.0000E-04
4	12.020		1.5012	22.0203%	15012	1600	9.4 2			1.0000E-04
5	12.300		0.4670	6.8503%	4670	711	6.6 2			1.0000E-04
6	12.513		0.0157	0.2296%	157	52	3.0 1			1.0000E-04
7	12.877		0.2707	3.9706%	2707	501	5.4 2			1.0000E-04
8	13.013		0.0489	0.7176%	489	127	3.9 2			1.0000E-04



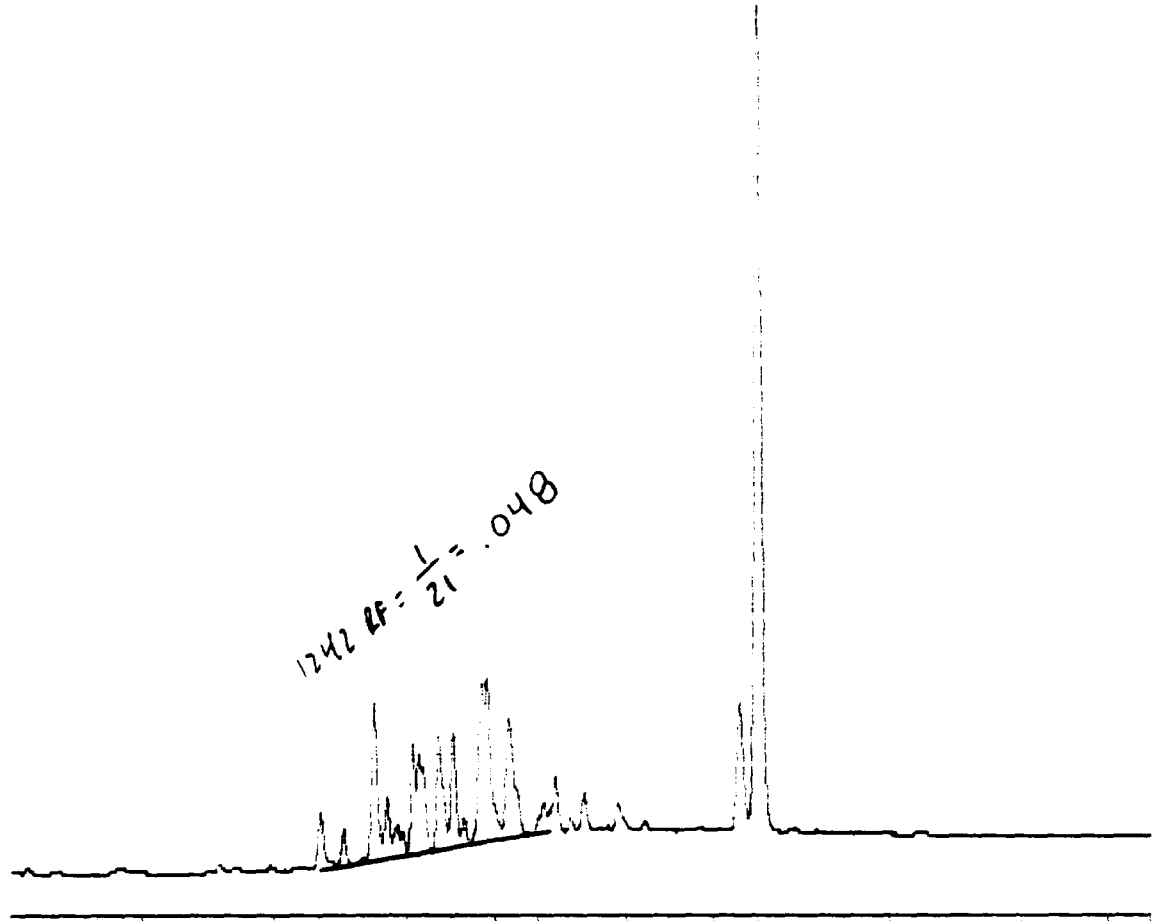
-30 Min Scale: 10 Mv
 CK21,60 Processed: 12-11-1991 13:14:40, segment 6, cycle 33
 End of sequence file reached at cycle 33
 RAW DATA SAVED IN FILE D:RE12633.PTS

***** EXTERNAL STANDARD TABLE *****
 ***** 12-11-1991 13:16:25 Version 5.1 *****
 * Sample Name: CK21,60 Data File: D:RE12633 *
 * Date: 12-11-1991 16:19:35 Method: PCB 12-10-1991 10:26:32 # 24 *
 * Interface: 16 Cycle#: 33 Operator ML Channel#: 0 Vial#: N.A. *
 * Starting Peak Width: 2 Threshold: 5 Area Threshold: 10 *

 * Instrument Type: TRACOR 540 Column Type: SPB-5 *
 * Solvent Description: *
 * Conditions: pro #2 *
 * Detector 0: Detector 1: FID *
 * Misc. Information: 9 cc/min He *

 Starting Delay: 4.00 Ending retention time: 30.00
 Area reject: 10 One sample per 0.200 sec.
 Amount injected: 1.00 Dilution factor: 1.00
 Sample Weight: 1.00000

PEAK NUM	RET TIME	PEAK NAME	CONCENTRATION in PPM	NORMALIZED CONC	AREA	HEIGHT	AREA/ HEIGHT BL	REF PEAK	% DELTA RET TIME	CONC/AREA
1	7.020		0.2179	1.6971%	2179	401	5.4 1			1.0000E-04
2	9.230		0.0336	0.2615%	336	74	4.5 1			1.0000E-04
3	9.503		0.0238	0.1857%	239	72	3.3 1			1.0000E-04
4	9.680		0.5447	4.2425%	5447	805	6.8 1			1.0000E-04
5	14.580		0.4330	3.3722%	4330	657	6.6 1			1.0000E-04
6	15.123		0.4697	3.6582%	4697	680	6.9 1			1.0000E-04
7	16.097		0.4219	3.2860%	4219	576	7.3 1			1.0000E-04



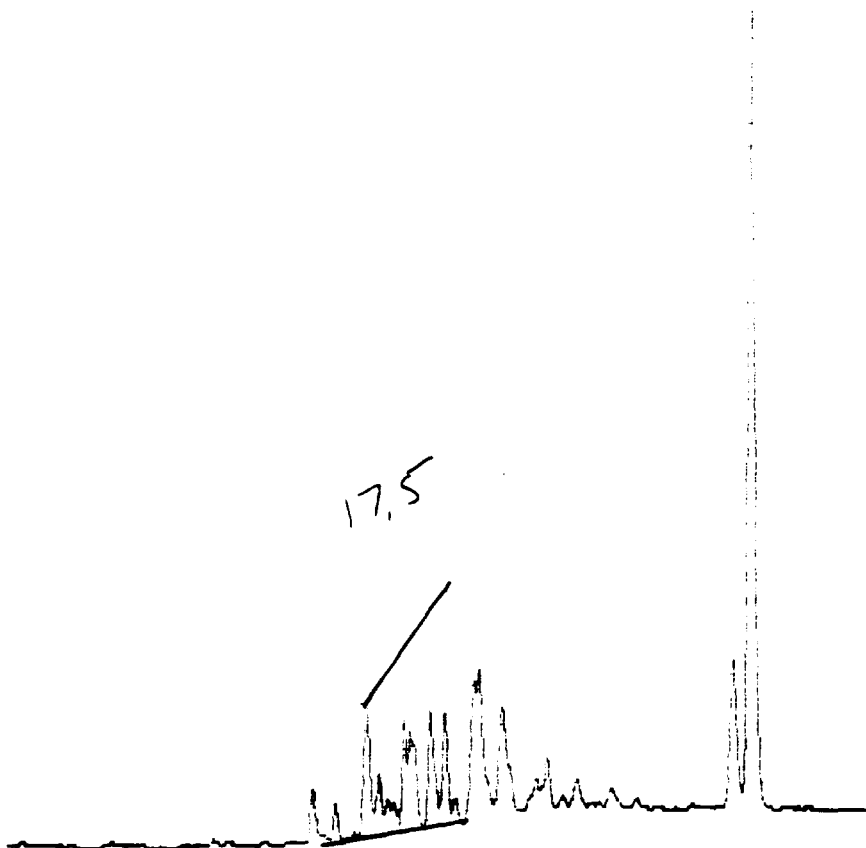
1-30 Min Scale: 10 Mv
 CK48 Processed: 12-11-1991 18:32:36, segment 1, cycle 40
 End of sequence file reached at cycle 40
 RAW DATA SAVED IN FILE D:RE12640.PTS

***** EXTERNAL STANDARD TABLE *****
 ***** 12-11-1991 18:34:16 Version 5.1 *****
 * Sample Name: CK48 Data File: D:RE12640 *
 * Date: 12-11-1991 18:33:26 Method: PCB 12-10-1991 10:26:32 # 24 *
 * Interface: 16 Cycle#: 40 Operator ML Channel#: 0 Vial#: N.A. *
 * Starting Peak Width: 2 Threshold: 5 Area Threshold: 10 *

 * Instrument Type: TRACOR 540 Column Type: SPB-5 *
 * Solvent Description: *
 * Conditions: pro #2 *
 * Detector 0: Detector 1: FID *
 * Misc. Information: 9 cc/min He *

 Starting Delay: 4.00 Ending retention time: 30.00
 Area reject: 10 One sample per 0.200 sec.
 Amount injected: 1.00 Dilution factor: 1.00
 Sample Weight: 1.00000

PEAK NUM	RET TIME	PEAK NAME	CONCENTRATION in PPM	NORMALIZED CONC	AREA	HEIGHT	AREA/ HEIGHT	REF PEAK	% DELTA RET TIME	CONC/AREA
1	11.023		0.0557	0.5624%	557	126	4.4 1			1.0000E-04
	11.557		0.2067	2.0879%	2067	354	5.8 1			1.0000E-04
3	12.250		1.4528	14.6750%	14528	1664	8.7 2			1.0000E-04
4	12.530		0.3047	3.0783%	3047	515	5.9 2			1.0000E-04
5	12.747		0.0151	0.1525%	151	45	3.4 1			1.0000E-04
6	13.113		0.4753	4.8014%	4753	872	5.5 2			1.0000E-04
7	13.257		0.1370	1.3835%	1370	289	4.7 2			1.0000E-04
8	13.710		1.1642	11.642%	11642	1272	9.1 2			1.0000E-04



1-30 Min Scale: 10 Mv

48 Processed: 12-11-1991 19:08:27, segment 1, cycle 41
 End of sequence file reached at cycle 41
 RAW DATA SAVED IN FILE D:RE12641.PTS

***** EXTERNAL STANDARD TABLE *****

***** 12-11-1991 19:10:03 Version 5.1 *****

* Sample Name: CK48 Data File: D:RE12641 *

* Date: 12-11-1991 19:09:26 Method: PCB 12-10-1991 10:26:32 # 24 *

* Interface: 16 Cycle#: 41 Operator DE Channel#: 0 Vial#: N.A. *

* Starting Peak Width: 2 Threshold: 5 Area Threshold: 10 *

* Instrument Type: TRACOR 540 Column Type: SPB-5 *

* Solvent Description: *

* Conditions: pro #2 *

* Detector 0: Detector 1: FID *

* Misc. Information: 9 cc/min He *

Starting Delay: 4.00 Ending retention time: 30.00

Area reject: 10 One sample per 0.200 sec.

Amount injected: 1.00 Dilution factor: 1.00

Sample Weight: 1.00000

PEAK NUM	RET TIME	PEAK NAME	CONCENTRATION in PPM	NORMALIZED CONC	AREA	HEIGHT	AREA/ HEIGHT BL	REF PEAK	% DELTA RET TIME	CONC/AREA
1	10.963		0.3808	4.3707%	3808	525	7.2 1			1.0000E-04
	11.493		0.0336	0.3861%	336	87	3.9 1			1.0000E-04
3	12.197		1.3085	15.0189%	13085	1421	9.2 2			1.0000E-04
4	12.477		0.2882	3.3084%	2882	469	6.1 2			1.0000E-04
5	13.057		0.4507	5.1725%	4507	828	5.4 2			1.0000E-04
6	13.200		0.1117	1.2822%	1117	244	4.6 2			1.0000E-04
7	13.653		1.1195	12.8495%	11195	1218	9.2 2			1.0000E-04
8	13.800		0.9600	10.9777%	9600	1122	7.7 2			1.0000E-04



4-30 Min Scale: 10 MV
 1KH20 Processed: 12-11-1991 21:02:49, segment 1, cycle 42
 DATA SAVED IN FILE D:RE12642.PTS

***** EXTERNAL STANDARD TABLE *****

***** 12-11-1991 21:04:26 Version 5.1 *****
 * Sample Name: blkH20 Data File: D:RE12642 *
 * Date: 12-11-1991 21:03:39 Method: PCB 12-10-1991 10:26:32 # 24 *
 * Interface: 16 Cycle#: 42 Operator DE Channel#: 0 Vial#: N.A. *
 * Starting Peak Width: 2 Threshold: 5 Area Threshold: 10 *

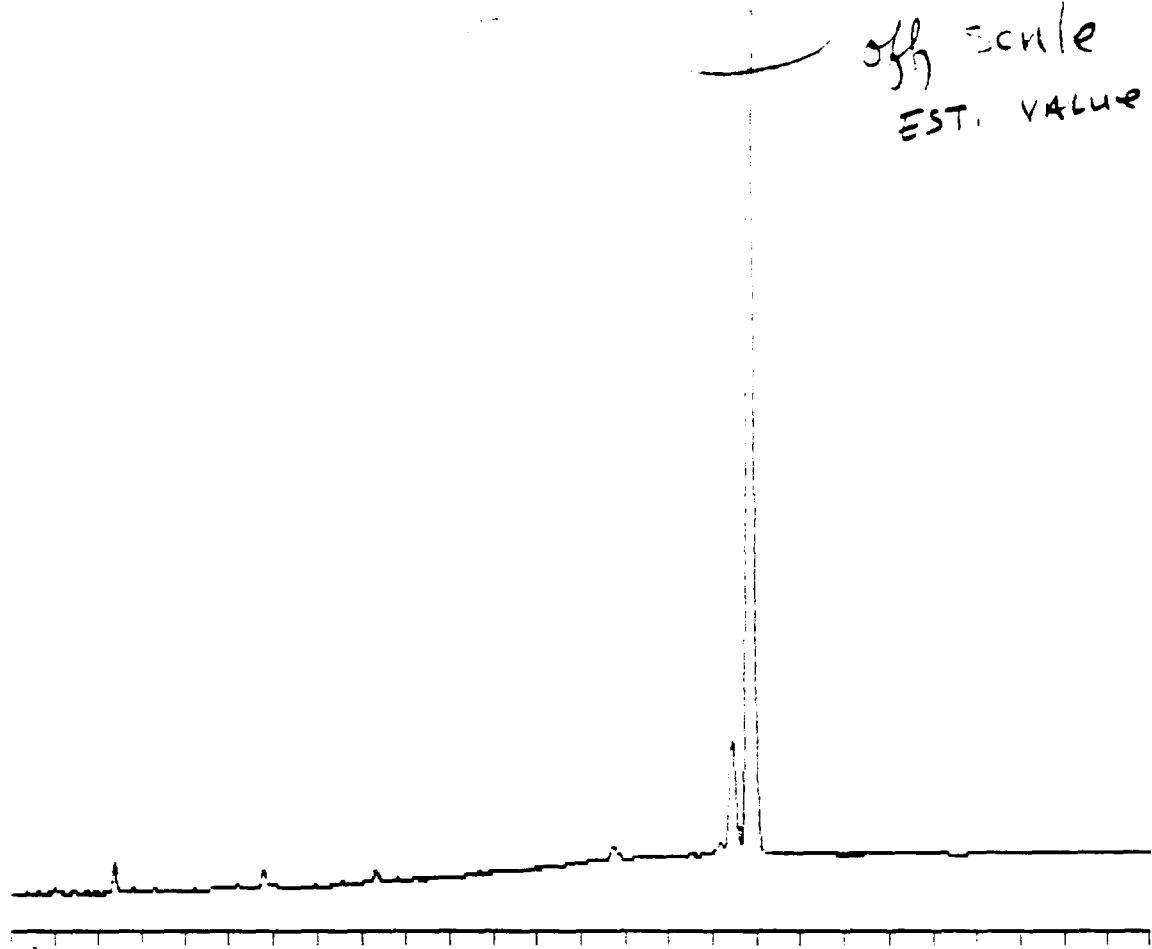
 * Instrument Type: TRACOR 540 Column Type: SPB-5 *
 * Solvent Description: *
 * Conditions: pro #2 *
 * Detector 0: Detector 1: FID *
 * Misc. Information: 9 cc/min He *

Starting Delay: 4.00 Ending retention time: 30.00
 Area reject: 10 One sample per 0.200 sec.
 Amount injected: 1.00 Dilution factor: 1.00
 Sample Weight: 1.00000

PEAK NUM	RET TIME	PEAK NAME	CONCENTRATION in PPM	NORMALIZED CONC	AREA	HEIGHT	AREA/ HEIGHT BL	REF PEAK	% DELTA RET TIME	CONC/AREA
1	17.793		0.0325	6.9337%	325	61	5.4 1			1.0000E-04
2	20.460		0.0838	17.8782%	838	118	7.1 1			1.0000E-04
3	20.880	DBC	0.3524	75.1881%	89212	8526	10.5 1	3	0	3.9504E-06

TOTAL AMOUNT = 0.4687

off scale
EST. VALUE .35



4-30 Min Scale: 10 MV

PKS Processed: 12-11-1991 21:39:15, segment 2, cycle 43

W DATA SAVED IN FILE D:RE12643.PTS

ERROR 61 CREATING FILE D:RE12643.HDR

***** DISK FULL *****

Error 0 creating file D:RE12643.PTS

Error 61 opening raw data file D:LASTRUN.PTS

RAW DATA SAVED IN FILE D:RE12644.PTS

ERROR 61 CREATING FILE D:RE12644.HDR

***** DISK FULL *****

Error 0 creating file D:RE12644.PTS

Error 61 opening raw data file D:LASTRUN.PTS

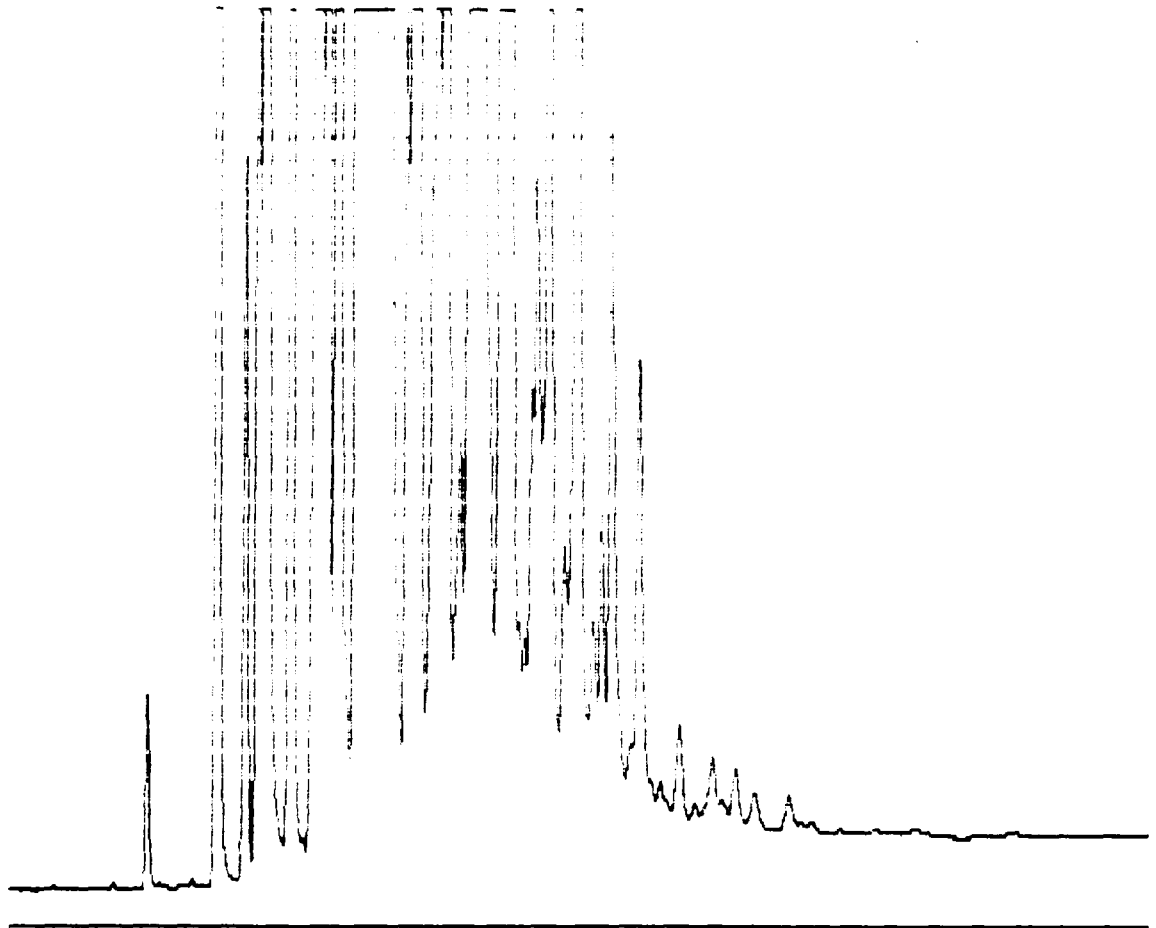
Error 53 reading sequence file RERUN

RAW DATA SAVED IN FILE D:RE12645.PTS

Due to loss of
File space, Conc value
for DBC can not be
RETRIEVED.

EST. VALUE .35

Disk error 61 in line 27095 storing raw data.
***** DISK FULL *****



-30 Min Scale: 10 MV

Processed: 12-12-1991 08:03:33, segment 1, cycle 54

RAW DATA SAVED IN FILE D:RER154.PTS

ERROR 61 CREATING FILE D:RER154.HDR

SD-3

***** DISK FULL *****

Error 0 creating file D:RER154.PTS

Error 61 opening raw data file D:LASTRUN.PTS

RAW DATA SAVED IN FILE D:RER155.PTS

ERROR 61 CREATING FILE D:RER155.HDR

***** DISK FULL *****

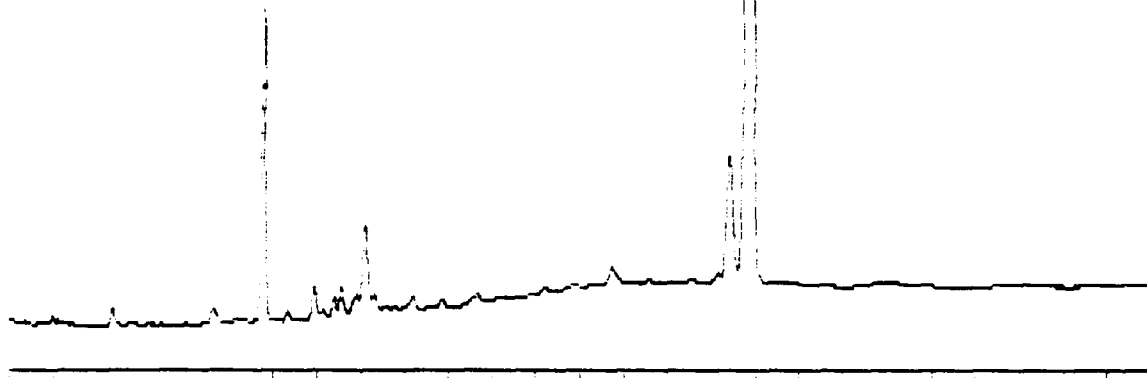
Error 0 creating file D:RER155.PTS

Error 61 opening raw data file D:LASTRUN.PTS

Error 53 reading sequence file RERUN

RAW DATA SAVED IN FILE D:RER156.PTS

SEQUENCE RECORDED IN D:RERUN.SEQ



4-30 Min Scale: 10 Mv

Processed: 12-12-1991 08:13:50, segment 4, cycle 57

RAW DATA SAVED IN FILE D:RER157.PTS


```

***** EXTERNAL STANDARD TABLE *****
***** 12-12-1991 08:15:08 Version 5.1 *****
* Sample Name: M3LK Data File: D:RER157 *
* Date: 12-12-1991 10:03:49 Method: PCB 12-10-1991 10:26:32 # 24 *
* Interface: 16 Cycle#: 57 Operator DE Channel#: 0 Vial#: N.A. *
* Starting Peak Width: 2 Threshold: 5 Area Threshold: 10 *
*****
* Instrument Type: TRACOR 540 Column Type: SPB-5 *
* Solvent Description: *
* Conditions: pro #2 *
* Detector 0: Detector 1: FID *
* Misc. Information: 9 cc/min He *
*****
Starting Delay: 4.00 Ending retention time: 30.00
Area reject: 10 One sample per 0.200 sec.
Amount injected: 1.00 Dilution factor: 1.00
Sample Weight: 1.00000

```

PEAK NUM	RET TIME	PEAK NAME	CONCENTRATION in PPM	NORMALIZED CONC	AREA	HEIGHT	AREA/ HEIGHT BL	REF PEAK	% DELTA RET TIME	CONC/AREA
1	6.350		0.0129	0.2940%	129	45	2.9 1			1.0000E-04
2	9.783		2.0567	46.8398%	20567	3453	6.0 1			1.0000E-04
3	10.957		0.0285	0.6495%	285	79	3.6 1			1.0000E-04
4	11.407		0.0207	0.4723%	207	64	3.3 1			1.0000E-04
5	11.573		0.0241	0.5493%	241	69	3.5 1			1.0000E-04
6	12.123		0.5913	13.4675%	5913	812	7.3 1			1.0000E-04
7	20.417		1.2159	27.6926%	12159	1257	9.7 2			1.0000E-04
8	20.847	DBC	0.4406	10.0350%	113586	10886	10.4 2	8	0	3.8792E-06

TOTAL AMOUNT = 4.3909



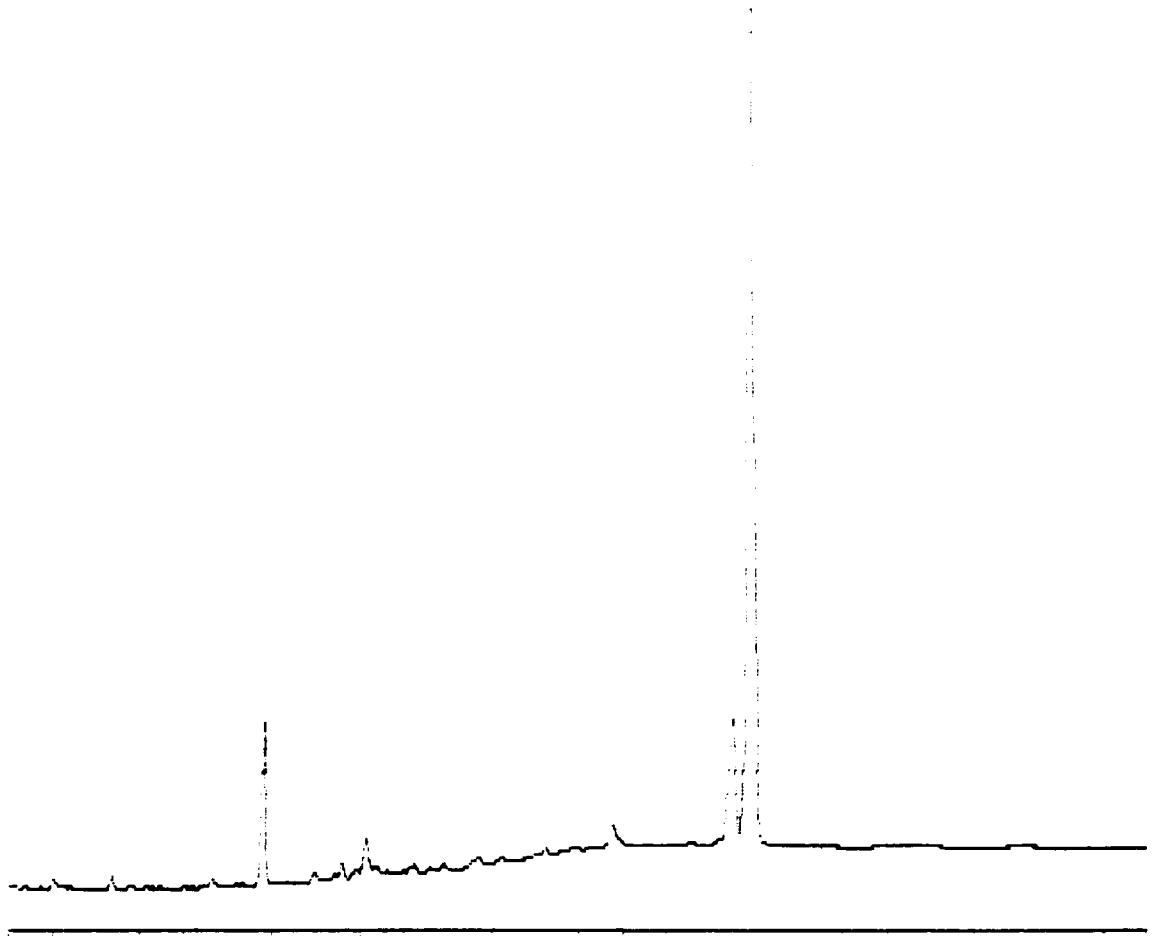
4-30 Min Scale: 10 MV
Processed: 12-12-1991 08:18:40 Segment 3 of 10 S5
RAW DATA SAVED IN FILE DIRER158.PTS

***** EXTERNAL STANDARD TABLE *****
***** 12-12-1991 08:20:02 Version 5.1 *****
Sample Name: SD4 Data File: DIRER158
Date: 12-12-1991 10:45:00 Method: PCB 12-12-1991 08:20:02 # 14
Interface: 15 Module#: 59 Operator: JE Channel#: 7 Serial#: N/A
Starting Peak Width: 1 Threshold: 1 Area Threshold: 10
Instrument Type: TRACOR 840 Column Type: PCB-5
Solvent Description:
Conditions: pro #2 Detector: PID
Misc. Information: 3.00/min He

Starting Delay: 4.00 Ending retention time: 30.00
Area reject: 10 One sample per 0.200 sec.
Amount injected: 1.00 Dilution factor: 1.00
Sample weight: 1.00000

PEAK NUM	RET TIME	PEAK NAME	CONCENTRATION IN PPM	NORMALIZED CONC	AREA	HEIGHT	AREA/ HEIGHT BL	REF PEAK	% DELTA RET TIME	CONC/AREA
1	5.007		0.0172	0.00378	172	61	2.8 1			1.0000E-04
2	8.723		2.3770	0.51328	23770	1954	6.0 1			1.0000E-04
3	9.340		1.0471	0.22608	10471	1586	5.2 1			1.0000E-04
4	9.523		2.1500	0.67998	21500	5287	5.8 2			1.0000E-04
5	9.797		8.3857	1.80998	83857	10080	6.4 2			1.0000E-04
6	10.363		6.1582	1.32918	61582	10037	6.1 1			1.0000E-04
7	10.657		0.0144	0.00318	144	53	2.7 1			1.0000E-04
9	10.970		35.4382	7.64078	354382	47066	7.5 2			1.0000E-04
8	11.187		8.1201	1.75268	81201	13109	6.2 2			1.0000E-04
10	11.423		23.4622	5.06398	234622	37072	6.3 2			1.0000E-04
11	11.927		18.5849	9.32708	185849	37600	10.3 2			1.0000E-04
12	12.130		117.4662	25.35168	1174662	139257	9.4 2			1.0000E-04
13	12.407		7.8817	1.70118	78817	11567	5.8 2			1.0000E-04
14	12.613		10.1118	2.18248	101118	13891	7.3 2			1.0000E-04
15	12.990		8.9510	1.93198	89510	14331	5.2 2			1.0000E-04
16	13.217		36.2056	7.81438	362056	34485	10.5 2			1.0000E-04
17	13.587		9.3110	2.00968	93110	13617	6.8 2			1.0000E-04
18	13.687		7.6314	1.64718	76314	11716	6.5 2			1.0000E-04
19	13.893		20.9629	4.52448	209629	25743	8.1 2			1.0000E-04
20	14.153		3.7444	0.80828	37444	3989	9.4 2			1.0000E-04
21	14.567		22.3488	4.82368	223488	21104	10.6 2			1.0000E-04
22	14.693		21.3868	4.61588	213868	24885	8.0 2			1.0000E-04
23	14.880		2.3382	0.50298	23382	3505	6.6 2			1.0000E-04
24	15.177		18.1440	3.91658	181440	13948	13.0 2			1.0000E-04
25	15.383		4.3055	0.92938	43055	6819	6.3 2			1.0000E-04
25	15.580		1.1599	0.25038	11599	1690	6.8 2			1.0000E-04
27	15.783		1.0885	0.23328	10885	1654	6.5 2			1.0000E-04
28	15.863		1.4341	0.30958	14341	2745	5.2 2			1.0000E-04
29	15.980		5.1066	1.10228	51066	6390	8.0 2			1.0000E-04
30	16.240		14.1527	3.05468	141527	15925	8.9 2			1.0000E-04
31	16.580		2.2852	0.49328	22852	2623	9.7 2			1.0000E-04
32	16.867		8.7632	1.89148	87632	1070	9.7 2			1.0000E-04
33	17.240		0.9078	0.19598	9078	1026	8.8 2			1.0000E-04
34	17.420		1.1580	0.25018	11580	1651	7.0 2			1.0000E-04
35	17.637		5.0320	1.08628	50320	5618	9.0 2			1.0000E-04
36	18.080		0.3364	0.07268	3364	578	5.8 2			1.0000E-04
37	18.260		3.4410	0.74278	34410	3824	9.0 2			1.0000E-04
38	18.723		0.0338	0.00738	338	76	4.4 1			1.0000E-04
39	19.163		0.6794	0.14668	6794	348	8.0 1			1.0000E-04
40	20.420		0.0821	0.01778	821	122	6.7 1			1.0000E-04
41	20.867 OBC		0.1379	0.02988	1379	2900	10.3 1	41	0	4.6800E-06

TOTAL AMOUNT = 463.3248



4-30 Min Scale: 10 Mv

Processed: 12-12-1991 08:23:45, segment 6, cycle 59


RAW DATA SAVED IN FILE D:RER159.PTS

```

***** EXTERNAL STANDARD TABLE *****
***** 12-12-1991 08:25:03 Version 5.1 *****
* Sample Name: BK Data File: D:RER159
* Date: 12-12-1991 11:26:26 Method: PCB 12-10-1991 10:26:32 # 24
* Interface: 16 Cycle#: 59 Operator DE Channel#: 0 Vial#: N.A.
* Starting Peak Width: 2 Threshold: 5 Area Threshold: 10
*****
* Instrument Type: TRACOR 540 Column Type: SPB-5
* Solvent Description:
* Conditions: pro #2
* Detector 0: Detector 1: FID
* Misc. Information: 9 cc/min He
*****
Starting Delay: 4.00 Ending retention time: 30.00
Area reject: 10 One sample per 0.200 sec.
Amount injected: 1.00 Dilution factor: 1.00
Sample Weight: 1.00000
  
```

PEAK NUM	RET TIME	PEAK NAME	CONCENTRATION in PPM	NORMALIZED CONC	AREA	HEIGHT	AREA/ HEIGHT BL	REF PEAK	% DELTA RET TIME	CONC/AREA
1	9.790		1.0809	37.7706%	10809	1820	5.9 1			1.0000E-04
2	12.137		0.0415	1.4509%	415	85	4.9 1			1.0000E-04
3	20.433		1.2974	45.3366%	12974	1316	9.9 2			1.0000E-04
4	20.857	DBC	0.4419	15.4419%	113937	10846	10.5 2	4	0	3.8784E-06

TOTAL AMOUNT = 2.8616



4-30 Min Scale: 10 MV
 Processed: 12-12-1991 08:28:41, Segment 7, Cycle 60
 RAW DATA SAVED IN FILE D:\RER160.PTS

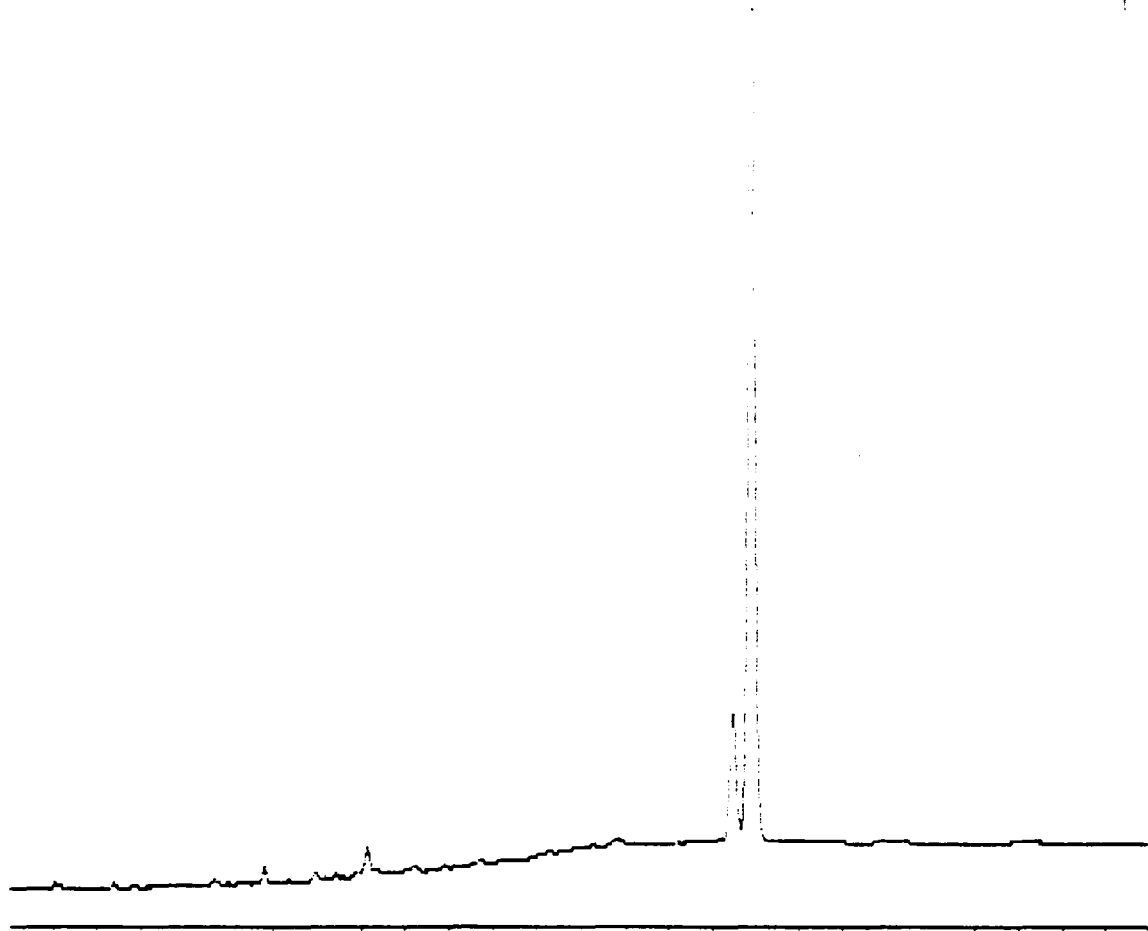
***** EXTERNAL STANDARD TABLE *****
 ***** 12-12-1991 08:30:06 version 5.1 *****
 * Sample Name: 70-15 Data File: D:\RER160 *
 * Date: 12-12-1991 10:07:07 Method: PCB 12-12-1991 10:06:00 # 04 *
 * Interface: 16 Cycles: 60 Operator DE Channel: 0 Vials: N/A *
 * Starting Peak Width: 2 Threshold: 5 Area Threshold: 10 *

 * Instrument Type: TRACOR 340 Column Type: CPB-5 *
 * Solvent Description: *
 * Conditions: pro #2 *
 * Detector: FID *
 * Misc. Information: 100/min He *

 Starting Delay: 4.00 Ending Retention time: 20.00
 Area reject: 10 One sample per 0.200 sec.
 Amount injected: 1.00 Dilution factor: 1.00
 Sample Weight: 1.00000

PEAK NUM	RET TIME	PEAK NAME	CONCENTRATION IN PPM	NORMALIZED CONC	AREA	HEIGHT	AREA/ HEIGHT	REF PEAK	% DELTA RET TIME	CONC/AREA
1	5.017		0.0184	0.00318	194	53	2.9 1			1.0000E-04
2	6.380		0.0182	0.00318	192	59	3.1 1			1.0000E-04
3	7.143		0.0176	0.00308	176	55	3.2 1			1.0000E-04
4	8.740		6.7026	1.13978	67026	11170	6.0 1			1.0000E-04
5	9.360		2.4107	0.40998	24107	3853	5.3 1			1.0000E-04
6	1.643		7.3519	1.25018	73519	12453	5.9 2			1.0000E-04
7	9.813		14.4007	2.44008	144007	22269	6.5 2			1.0000E-04
8	10.387		12.1377	2.06398	121378	19401	6.3 2			1.0000E-04
9	10.680		0.0992	0.01698	992	130	4.3 2			1.0000E-04
10	10.997		51.5984	8.77408	515984	69431	7.4 2			1.0000E-04
11	11.213		14.0513	2.38938	140513	22544	6.2 2			1.0000E-04
12	11.450		34.2613	5.82598	342613	54140	6.3 2			1.0000E-04
13	11.953		55.3029	9.48398	553029	54259	10.2 2			1.0000E-04
14	12.157		154.5379	26.27828	1545379	183482	8.4 2			1.0000E-04
15	12.433		9.5877	1.63838	95877	13872	6.9 2			1.0000E-04
16	12.640		11.7425	1.99678	117425	15532	7.6 2			1.0000E-04
17	13.017		9.9763	1.69648	99763	14276	5.1 2			1.0000E-04
18	13.243		44.1555	7.50848	441555	42123	10.5 2			1.0000E-04
19	13.613		10.7864	1.83428	107864	15040	7.2 2			1.0000E-04
20	13.713		7.9556	1.35288	79556	12758	6.2 2			1.0000E-04
21	13.917		22.7747	3.87278	227747	28262	8.1 2			1.0000E-04
22	14.173		4.1459	0.70508	41459	4377	9.5 2			1.0000E-04
23	14.427		4.1922	0.71298	41922	7824	5.4 2			1.0000E-04
24	14.597		18.3876	3.12678	183876	20440	9.0 2			1.0000E-04
25	14.720		19.5720	3.32818	195720	25080	7.8 2			1.0000E-04
26	14.910		2.4917	0.42378	24917	3695	6.7 2			1.0000E-04
27	15.193		17.5749	2.98888	175749	12386	14.2 2			1.0000E-04
28	15.403		3.9789	0.67528	39789	6724	5.9 2			1.0000E-04
29	15.603		1.2425	0.21138	12425	1873	6.6 2			1.0000E-04
30	15.730		1.1764	0.20088	11764	1777	6.6 2			1.0000E-04
31	15.893		1.1645	0.19888	11645	2568	4.5 2			1.0000E-04
32	16.067		5.4179	0.92138	54179	6664	8.1 2			1.0000E-04
33	16.267		15.2256	2.58988	152256	17895	8.5 2			1.0000E-04
34	16.600		2.2677	0.38548	22677	2617	8.7 2			1.0000E-04
35	16.890		8.7080	1.47958	87080	8727	10.0 2			1.0000E-04
36	17.263		0.8541	0.14528	8541	984	8.7 2			1.0000E-04
37	17.443		1.1980	0.20378	11980	1732	6.9 2			1.0000E-04
38	17.657		4.6489	0.79058	46489	5258	8.8 2			1.0000E-04
39	18.103		0.3354	0.05788	3354	587	5.7 2			1.0000E-04
40	18.283		3.6849	0.62648	36849	4104	9.0 2			1.0000E-04
41	18.747		0.2085	0.03418	2085	333	6.0 1			1.0000E-04
42	19.187		0.7656	0.13028	7656	952	8.0 1			1.0000E-04
43	19.913		0.0188	0.00328	188	46	4.1 1			1.0000E-04
44	20.447		0.8883	0.13748	8883	877	9.2 1			1.0000E-04
45	20.897 OMC		0.1519	0.02588	1519	3281	10.3 1	45		4.4947E-06

TOTAL AMT. 588.0842



4-30 Min Scale: 10 MV

Processed: 12-12-1991 08:33:52, segment 8, cycle 61

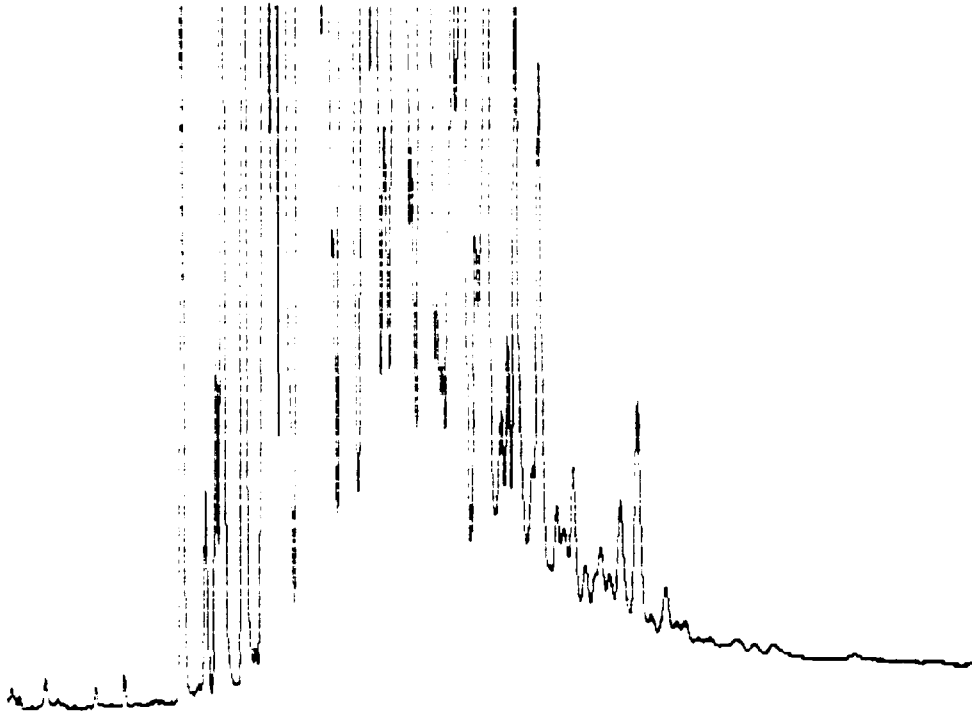
RAW DATA SAVED IN FILE D:RER161.PTS

```

***** EXTERNAL STANDARD TABLE *****
***** 12-12-1991 08:35:10 Version 5.1 *****
* Sample Name: 12KJ Data File: D:RER161 *
* Date: 12-12-1991 12:48:59 Method: PCB 12-10-1991 10:26:32 # 24 *
* Interface: 16 Cycle#: 61 Operator DE Channel#: 0 Vial#: N.A. *
* Starting Peak Width: 2 Threshold: 5 Area Threshold: 10 *
*****
* Instrument Type: TRACOR 540 Column Type: SPB-5 *
* Solvent Description: *
* Conditions: pro #2 *
* Detector 0: Detector 1: FID *
* Misc. Information: 9 cc/min He *
*****
Starting Delay: 4.00 Ending retention time: 30.00
Area reject: 10 One sample per 0.200 sec.
Amount injected: 1.00 Dilution factor: 1.00
Sample Weight: 1.00000

```

PEAK NUM	RET TIME	PEAK NAME	CONCENTRATION in PPM	NORMALIZED CONC	AREA	HEIGHT	AREA/ HEIGHT BL	REF PEAK	% DELTA RET TIME	CONC/AREA
1	12.143		0.0249	1.3693%	249	58	4.3 1			1.0000E-04
2	20.450		1.3483	74.2624%	13483	1345	10.0 2			1.0000E-04
3	20.877	DBC	0.4424	24.3683%	114081	10809	10.6 2	3	0	3.8781E-06
TOTAL AMOUNT =			1.8155							



4-30 Min. Scale: 10 Mv
 Processed: 12-12-1991 08:38:30, segment 9, cycle 62
 RAW DATA SAVED IN FILE D:\RER162.PTS

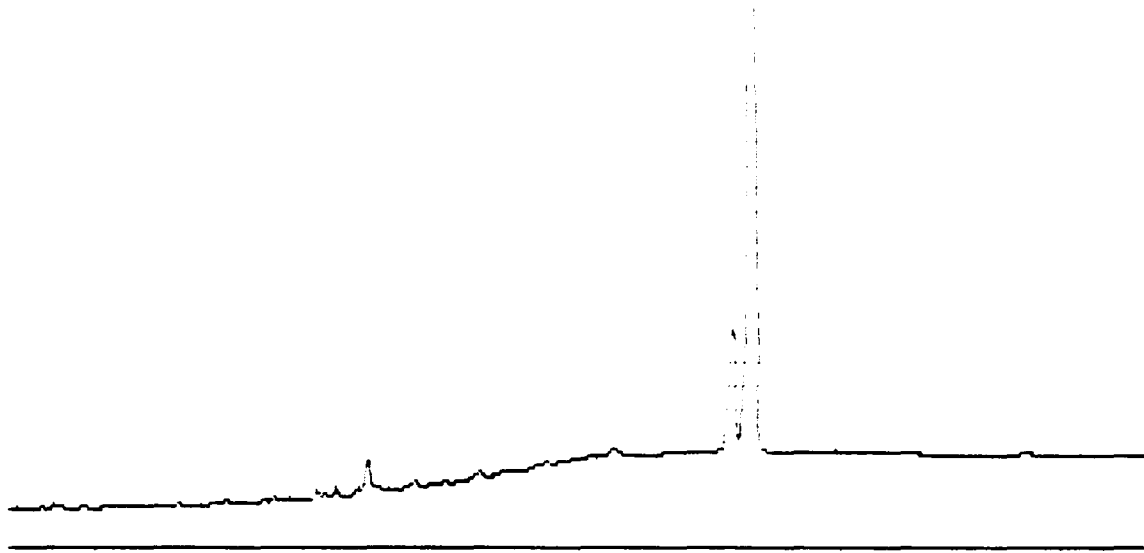
 * Sample Name: 5D-16 Data File: D:\RER162 *
 * Date: 12-12-1991 13:29:53 Method: PCB 12-10-1991 10:26:32 # 24 *
 * Interface: 16 Cycle#: 62 Operator DE Channel#: 0 Vial#: N.A. *
 * Starting Peak Width: 2 Threshold: 5 Area Threshold: 10 *

 * Instrument Type: TRACOR 540 Column Type: SPB-5 *
 * Solvent Description: *
 * Conditions: pro #2 *
 * Detector 0: Detector 1: FID *
 * Misc. Information: 9 cc/min He *

 Starting Delay: 4.00 Ending retention time: 30.00
 Area reject: 10 One sample per 0.200 sec.
 Amount injected: 1.00 Dilution factor: 1.00
 Sample weight: 1.00000

PEAK NUM	RET TIME	PEAK NAME	CONCENTRATION in PPM	NORMALIZED CONC	AREA	HEIGHT	AREA/ HEIGHT	REF PEAK	% DELTA RET TIME	CONC/AREA
40	18.277		6.0234	0.78561	60234	6498	9.3 2			1.0000E-04
41	18.743		0.4056	0.05291	4056	639	6.3 1			1.0000E-04
42	18.927		0.0249	0.00331	249	69	3.6 1			1.0000E-04
43	19.183		1.0732	0.14001	10732	1392	7.7 1			1.0000E-04
44	19.507		0.0542	0.00711	542	91	6.0 1			1.0000E-04
45	19.907		0.0755	0.00991	756	79	9.6 1			1.0000E-04
46	20.127		0.0180	0.00241	180	51	3.5 1			1.0000E-04
47	20.437		1.2673	0.16531	12673	1312	9.7 1			1.0000E-04
48	20.893 DEC		0.1335	0.01741	28710	2745	10.5 1	48	0	4.6499E-06
49	21.657		0.0679	0.00891	679	97	7.0 1			1.0000E-04

TOTAL AMOUNT = 766.6929



4-30 Min Scale: 10 Mv

Processed: 12-12-1991 08:43:44, segment 10, cycle 63

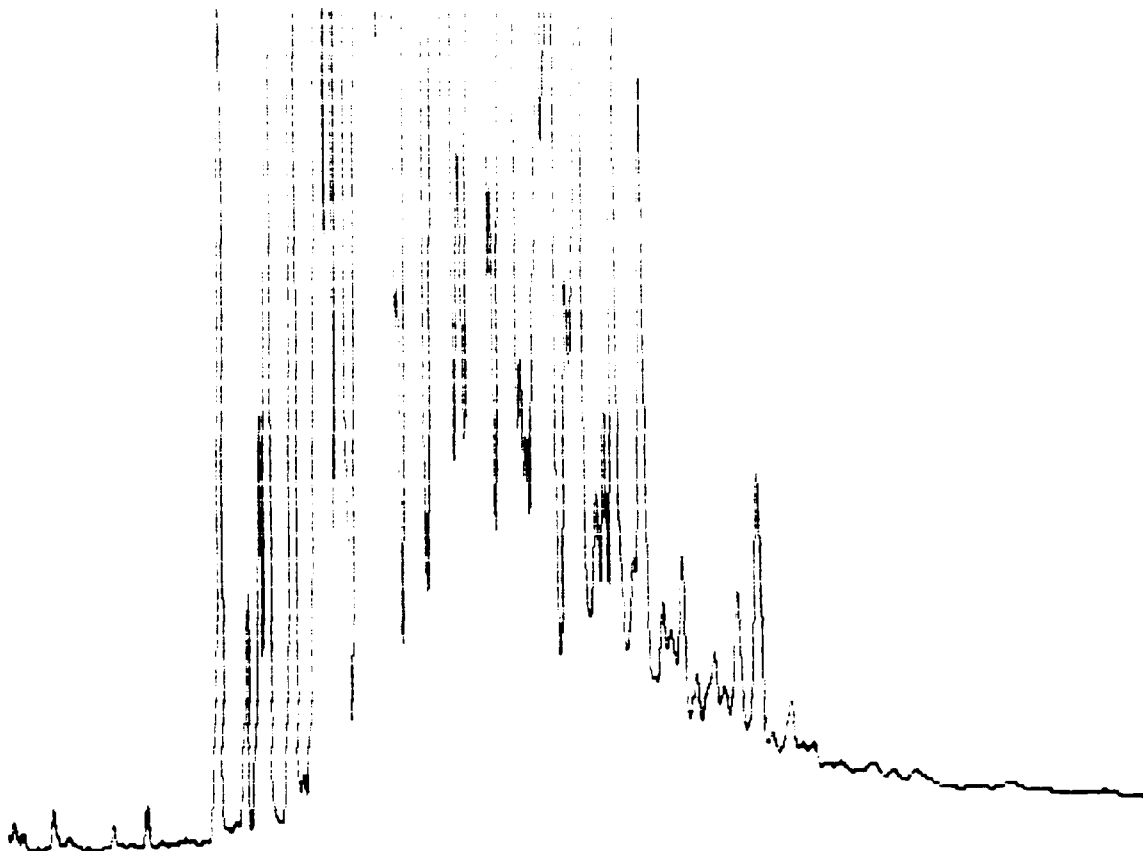
RAW DATA SAVED IN FILE D:\RER163.PTS

```

***** EXTERNAL STANDARD TABLE *****
***** 12-12-1991 08:45:02 Version 5.1 *****
* Sample Name: BLK Soil Data File: D:\RER163
* Date: 12-12-1991 14:11:18 Method: PCB 12-10-1991 10:26:32 # 24
* Interface: 16 Cycle#: 63 Operator DE Channel#: 0 Vial#: N.A.
* Starting Peak Width: 2 Threshold: 5 Area Threshold: 10
*****
* Instrument Type: TRACOR 540 Column Type: SPB-5
* Solvent Description:
* Conditions: pro #2
* Detector 0: Detector 1: FID
* Misc. Information: 9 cc/min He
*****
Starting Delay: 4.00 Ending retention time: 30.00
Area reject: 10 One sample per 0.200 sec.
Amount injected: 1.00 Dilution factor: 1.00
Sample Weight: 1.00000
  
```

PEAK NUM	RET TIME	PEAK NAME	CONCENTRATION in PPM	NORMALIZED CONC	AREA	HEIGHT	HEIGHT BL	REF PEAK	% DELTA RET TIME	CONC/AREA
1	12.157		0.0302	1.6644%	302	71	4.2	1		1.0000E-04
2	20.463		1.3374	73.8053%	13374	1342	10.0	2		1.0000E-04
3	20.887	DBC	0.4445	24.5303%	114657	10839	10.6	2	3	3.8768E-06

TOTAL AMOUNT = 1.8120



4-30 Min Scale: 10 Mv

Processed: 12-12-1991 08:48:22, segment 11, cycle 64

AW DATA SAVED IN FILE D:RER164.PTS

***** EXTERNAL STANDARD TABLE *****

***** 12-12-1991 08:49:45 Version 5.1 *****

* Sample Name: *SD-16D* Data File: D:RER164 *

* Date: 12-12-1991 14:52:09 Method: PCB 12-10-1991 10:26:32 # 24 *

* Interface: 16 Cycle#: 64 Operator DE Channel#: 0 Vial#: N.A. *

* Starting Peak Width: 2 Threshold: 5 Area Threshold: 10 *

* Instrument Type: TRACOR 540 Column Type: SPB-5 *

* Solvent Description: *

* Conditions: pro #2 *

* Detector 0: Detector 1: FID *

* Misc. Information: 9 cc/min He *

Starting Delay: 4.00 Ending retention time: 30.00


Area reject: 10 One sample per 0.200 sec.

Amount injected: 1.00 Dilution factor: 1.00

Sample Weight: 1.00000

PEAK NUM	RET TIME	PEAK NAME	CONCENTRATION in PPM	NORMALIZED CONC	AREA	HEIGHT	AREA/ HEIGHT BL	REF PEAK	% DELTA RET TIME	CONC/AREA
43	19.223		1.1025	0.14158	11025	1432	7.7 1			1.0000E-04
44	19.543		0.0532	0.00688	532	93	5.7 1			1.0000E-04
45	19.947		0.6790	0.08718	6790	597	11.4 1			1.0000E-04
46	20.170		0.0174	0.00228	174	51	3.4 1			1.0000E-04
	20.473		1.3195	0.16938	13195	1359	9.7 1			1.0000E-04
48	20.933	DBC	0.1366	0.01758	29562	2819	10.5 1	48	0	1.0000E-04
49	21.703		0.0597	0.00778	597	72	8.3 1			4.6202E-06
										1.0000E-04

TOTAL AMOUNT = 779.2208



4-30 Min Scale: 10 MV

Processed: 12-12-1991 08:53:28, segment 12, cycle 65

RAW DATA SAVED IN FILE D:RER165.PTS

***** EXTERNAL STANDARD TABLE *****

***** 12-12-1991 08:54:44 Version 5.1 *****

* Sample Name: Soil Data File: D:RER165 *

* Date: 12-12-1991 15:33:22 Method: PCB 12-10-1991 10:26:32 # 24 *

* Interface: 16 Cycle#: 65 Operator DE Channel#: 0 Vial#: N.A. *

* Starting Peak Width: 2 Threshold: 5 Area Threshold: 10 *

* Instrument Type: TRACOR 540 Column Type: SPB-5 *

* Solvent Description: *

* Conditions: pro #2 *

* Detector 0: Detector 1: FID *

* Misc. Information: 9 cc/min He *

Starting Delay: 4.00 Ending retention time: 30.00

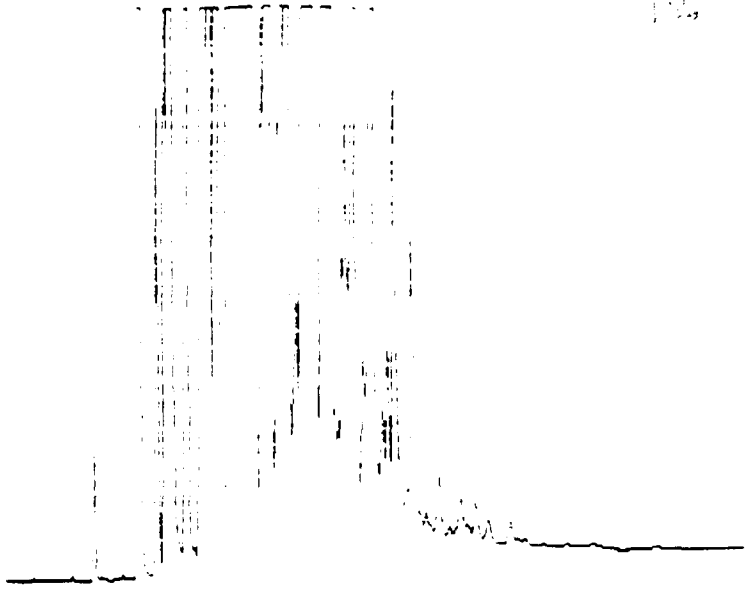
Area reject: 10 One sample per 0.200 sec.

Amount injected: 1.00 Dilution factor: 1.00

Sample Weight: 1.00000

PEAK NUM	RET TIME	PEAK NAME	CONCENTRATION in PPM	NORMALIZED CONC	AREA	HEIGHT	AREA/ HEIGHT BL	REF PEAK	% DELTA RET TIME	CONC/AREA
-------------	-------------	--------------	-------------------------	--------------------	------	--------	--------------------	-------------	---------------------	-----------

TOTAL AMOUNT = 0.0000



4-30 Min Scale: 10 Mv
 Processed: 12-12-1991 08:58:03, segment 1, cycle 65
 RAW DATA SAVED IN FILE DIRRER166.PTS

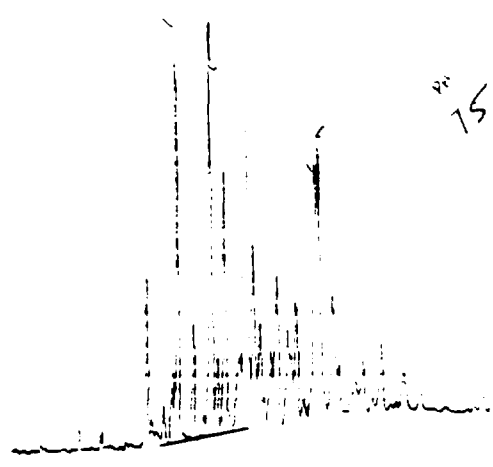
***** EXTERNAL STANDARD TABLE *****
 ***** 12-12-1991 08:59:25 Version 5.1 *****
 * Sample Name: 60-5
 * Date: 12-12-1991 10:14:06 Method: PCB 12-10-1991 10:21:01 a 33
 * Interfaced: 11 Cycle#: 66 Operator DE Channel#: 11 Serial#: 41A
 * Starting Peak Width: 1 Threshold: 5 Area Threshold: 10

 * Instrument Type: TRACOR 540 Column Type: CPB-5
 * Solvent Description:
 * Conditions: pro #2
 * Detector 0:
 * Detector 1: FID
 * Misc. Information: 3 cc/min He

 Starting Delay: 4.00 Ending retention time: 30.00
 Area reject: 10 One sample per: 0.200 sec.
 Amount injected: 1.00 Dilution factor: 1.00
 Sample weight: 1.00000

PEAK NUM	RET TIME	PEAK NAME	CONCENTRATION IN PPM	NORMALIZED CONC	AREA	HEIGHT	AREA/ HEIGHT	REF PEAK	% DELTA RET TIME	CONC/AREA
1	7.127		1.1306	1.1490%	11306	2076	5.4 1			1.0000E-04
2	8.727		17.6491	1.3258%	176491	29046	6.1 1			1.0000E-04
3	9.353		5.0357	0.6636%	50357	5024	6.6 2			1.0000E-04
4	9.630		9.4816	1.2495%	94816	16366	5.8 2			1.0000E-04
5	9.803		54.6495	7.2016%	546495	82935	6.6 2			1.0000E-04
6	10.300		21.5200	2.8350%	215200	31623	6.4 2			1.0000E-04
7	10.993		73.9042	9.7309%	739042	105324	7.0 2			1.0000E-04
8	11.210		19.5171	2.5719%	195171	29621	6.6 2			1.0000E-04
9	11.447		50.9232	6.7105%	509232	75406	6.7 2			1.0000E-04
10	11.960		39.0050	5.1401%	390050	44319	8.8 2			1.0000E-04
11	12.160		170.6407	23.5400%	1706407	214370	8.3 2			1.0000E-04
12	12.433		17.8949	2.3581%	178949	24411	7.3 2			1.0000E-04
13	12.640		10.6139	1.4529%	106139	20396	9.1 2			1.0000E-04
14	13.020		4.6970	0.6191%	46970	7996	5.9 2			1.0000E-04
15	13.257		42.5091	5.6017%	425091	45077	9.4 2			1.0000E-04
16	13.620		3.3451	0.4400%	33451	5704	5.8 2			1.0000E-04
17	13.740		3.6062	0.4759%	36062	12000	7.5 2			1.0000E-04
18	13.913		21.1377	2.7855%	211377	27690	7.6 2			1.0000E-04
19	14.260		2.3593	0.3109%	23593	2604	8.8 2			1.0000E-04
20	14.593		47.1910	6.2100%	471910	46953	10.1 2			1.0000E-04
21	14.727		43.2036	5.6933%	432036	53259	8.1 2			1.0000E-04
22	15.213		17.6402	2.3250%	176402	15240	11.6 2			1.0000E-04
23	15.437		7.9306	1.0451%	79306	11432	6.9 2			1.0000E-04
24	15.743		0.1639	0.0216%	1639	406	4.0 2			1.0000E-04
25	15.900		1.7636	0.2324%	17636	3230	5.5 2			1.0000E-04
26	16.017		4.3773	0.5760%	43773	5722	7.6 2			1.0000E-04
27	16.203		11.6060	1.5401%	116060	13054	9.0 2			1.0000E-04
28	16.623		1.6633	0.2192%	16633	2075	9.0 2			1.0000E-04
29	16.913		16.7506	2.2074%	167506	18196	9.2 2			1.0000E-04
30	17.203		1.2243	0.1613%	12243	1479	8.3 2			1.0000E-04
31	17.467		1.9272	0.2540%	19272	2682	7.2 2			1.0000E-04
32	17.687		6.4700	0.8526%	64700	7390	9.7 2			1.0000E-04
33	18.117		0.1737	0.0229%	1737	342	5.1 2			1.0000E-04
34	18.313		4.0550	0.5345%	40550	4603	8.8 2			1.0000E-04
35	18.703		0.0173	0.0023%	173	46	3.8 1			1.0000E-04
36	19.220		0.8213	0.1082%	8213	913	9.0 1			1.0000E-04
37	19.960		0.0510	0.0067%	510	106	4.8 1			1.0000E-04
38	20.403		0.0534	0.0070%	534	76	5.6 1			1.0000E-04
39	20.933 DOC		0.0306	0.0040%	306	60	4.5 1		0.6571	1.0000E-04
40	21.723		0.0209	0.0028%	209	56	5.2 1			1.0000E-04

SEQUENCE RECORDED IN D:\RERUN.SED



4.00 Min Scale: 10⁴ x 10³
 Processed: 12-12-1991 09:06:53, segment 1, cycle 67
 RAW DATA SAVED IN FILE D:\RER167.DTS

***** EXTERNAL STANDARD TABLE *****
 ***** 12-12-1991 09:08:20 Version 1.1 *****
 * Sample Name: SW-5a Data File: D:\RER167
 * Date: 12-12-1991 16:59:04 Method: PCB 12-10-1991 10:26:32 # 24
 * Interface: 16 Cycles: 57 Operator DE Channels: 0 Vial#: N.A.
 * Starting Peak Width: 2 Threshold: 5 Area Threshold: 10

 * Instrument Type: TRACOR 540 Column Type: 8PB-5
 * Solvent Description:
 * Conditions: pro #2
 * Detector 0:
 * Detector 1: FID
 * Misc. Information: 9 cc/min He

 Starting Delay: 4.00 Ending retention time: 30.00
 Area reject: 10 One sample per 0.200 sec.
 Amount injected: 1.00 Dilution factor: 2
 Sample weight: 1.00000


PEAK NUM	RET TIME	PEAK NAME	CONCENTRATION IN PPH	NORMALIZED CONC	AREA	HEIGHT	AREA/ HEIGHT BL	REF PEAK	% DELTA RET TIME	CONC/AREA
1	6.300		0.1596	0.33568	1596	333	4.8 1			1.0000E-04
2	7.137		0.0231	0.04858	231	75	3.1 1			1.0000E-04
3	8.733		1.7926	3.76918	17926	2982	5.9 2			1.0000E-04
4	8.943		0.1453	0.30568	1453	303	4.8 2			1.0000E-04
5	9.350		0.3068	0.64508	3068	534	5.7 1			1.0000E-04
6	9.637		0.7147	1.50208	7147	1254	5.7 2			1.0000E-04
7	9.810		4.2716	8.98158	42716	6810	6.3 2			1.0000E-04
8	10.300		1.2081	2.54018	12081	2017	6.0 1			1.0000E-04
9	10.757		0.8287	0.66888	8287	79	3.6 1			1.0000E-04
10	10.987		4.4568	9.37098	44568	5980	7.4 2			1.0000E-04
11	11.207		0.7431	1.56248	7431	1245	6.0 2			1.0000E-04
12	11.450		2.5860	5.43538	25860	4331	6.0 1			1.0000E-04
13	11.950		1.2148	2.55428	12148	1237	9.8 2			1.0000E-04
14	12.153		10.7381	22.57888	107381	12662	8.5 2			1.0000E-04
15	12.430		2.0019	4.20938	20019	2843	7.0 2			1.0000E-04
16	12.643		0.9573	2.01288	9573	1421	6.7 2			1.0000E-04
17	13.017		0.7701	1.61928	7701	1262	6.1 2			1.0000E-04
18	13.257		2.6423	5.55578	26423	2585	10.5 2			1.0000E-04
19	13.617		0.4979	1.04488	4979	933	5.3 1			1.0000E-04
20	13.927		1.2345	2.59578	12345	1732	7.1 1			1.0000E-04
21	14.203		0.0267	0.05618	267	51	5.2 1			1.0000E-04
22	14.593		3.6324	7.63738	36324	4032	9.0 2			1.0000E-04
23	14.723		3.2156	6.76128	32156	4410	7.3 2			1.0000E-04
24	15.213		2.0075	4.22098	20075	1949	10.3 2			1.0000E-04
25	15.420		0.4869	1.02398	4869	783	6.2 2			1.0000E-04
26	15.893		0.0756	0.15898	756	178	4.2 2			1.0000E-04
27	16.010		0.2041	0.42918	2041	361	5.6 2			1.0000E-04
28	16.270		0.4457	0.93718	4457	717	6.2 1			1.0000E-04
29	16.603		0.0175	0.03678	175	53	3.3 1			1.0000E-04
30	16.903		0.7764	1.63248	7764	1070	7.3 1			1.0000E-04
31	17.673		0.0562	0.11618	562	106	5.2 1			1.0000E-04
32	18.287		0.0252	0.05318	252	53	4.7 1			1.0000E-04
33	20.897	DEC	0.0990	0.20818	19171	1880	10.2 1	33	0	5.1631E-04

TOTAL AMOUNT = 47.5598

10/15/91 3:56 PM

111 x .075 / 100 x 2 = 167

167 P/B



4-30 Min scale: 10 MV
 Processed: 12-12-1991 09:11:58, segment 2, cycle 58
 RAW DATA SAVED IN FILE D:\RER168.PTS


***** EXTERNAL STANDARD TABLE *****
 ***** 12-12-1991 09:13:22 Version 5.1 *****
 * Sample Name: 52-35 Data File: D:\RER168
 * Date: 12-12-1991 17:40:17 Method: PCB 12-10-1991 10:55:00 # 24
 * Interface: 16 Cycle#: 58 Operator: E Channel#: 0 Unit#: N.A.
 * Starting Peak Width: 2 Threshold: 0 Area Threshold: 10

 * Instrument Type: TRACOR 540 Column Type: SPB-5
 * Solvent Description:
 * Conditions: pro #2
 * Detector 0:
 * Detector 1: FID
 * Misc. Information: 3 cc/min He

 Starting Delay: 4.00 Ending retention time: 30.00
 Area reject: 10 One sample per 0.200 sec.
 Amount injected: 1.00 Dilution factor: 1.00
 Sample Weight: 1.00000

PEAK NUM	RET TIME	PEAK NAME	CONCENTRATION in PPM	NORMALIZED CONC	AREA	HEIGHT	HEIGHT BL	REF PEAK	% DELTA RET TIME	CONC/AREA	
1	6.370		0.0095	0.10958	396	201	4.5	1		1.0000E-04	
2	7.130		0.0251	0.03078	251	78	3.2	1		1.0000E-04	
3	8.730		2.4182	0.95578	24182	4029	6.0	2		1.0000E-04	
4	8.940		0.2416	0.29538	2416	497	4.9	2		1.0000E-04	
5	9.090		0.0272	0.03328	272	32	3.0	1		1.0000E-04	
6	9.347		0.5999	0.73338	5999	784	6.1	1		1.0000E-04	
7	9.637		1.0982	1.34228	10982	1987	5.8	2		1.0000E-04	
8	9.887		4.4934	5.49218	44934	7152	6.3	2		1.0000E-04	
9	10.383		1.6877	2.06288	16877	2823	6.0	1		1.0000E-04	
10	10.760		1.0243	1.25198	10243	1576	6.5	2		1.0000E-04	
11	10.993		7.1334	8.71898	71334	9970	8.0	2		1.0000E-04	
12	11.213		1.2121	1.48168	12121	1981	6.1	2		1.0000E-04	
13	11.457		4.2384	5.17068	42384	6878	6.2	1		1.0000E-04	
14	11.893		0.9253	1.13098	9253	1831	5.1	2		1.0000E-04	
15	11.957		1.0328	1.26238	10328	1935	5.3	2		1.0000E-04	
16	12.160		16.8253	20.56498	168253	29590	8.6	2		1.0000E-04	
17	12.440		3.7260	4.55818	37260	5105	7.3	2		1.0000E-04	
18	12.653		2.3587	2.88298	23587	3881	7.7	2		1.0000E-04	
19	12.887		0.4226	0.51658	4226	75	5.9	2		1.0000E-04	
20	13.827		1.4725	1.79988	14725	2319	6.3	2		1.0000E-04	
21	13.270		4.5490	5.56088	45490	4195	10.8	2		1.0000E-04	
22	13.630		1.9652	2.40288	19652	2826	7.0	2		1.0000E-04	
23	13.740		1.4080	1.71118	14080	2128	6.6	2		1.0000E-04	
24	13.943		2.9160	3.56518	29160	3549	8.2	2		1.0000E-04	
25	14.220		0.0454	0.05558	454	83	5.5	1		1.0000E-04	
26	14.610		6.1979	7.57548	61979	6881	9.1	2		1.0000E-04	
27	14.743		5.4488	6.65818	54488	7449	7.3	2		1.0000E-04	
28	15.230		3.6278	4.43418	36278	3558	10.2	2		1.0000E-04	
29	15.443		0.8785	1.06488	8785	1317	6.6	2		1.0000E-04	
30	15.913		0.1487	0.18188	1487	329	4.5	2		1.0000E-04	
31	16.033		0.4883	0.60938	4883	584	5.3	2		1.0000E-04	
32	16.293		0.7897	0.96538	7898	1250	6.3	1		1.0000E-04	
33	16.633		0.0420	0.05148	420	36	4.9	1		1.0000E-04	
34	16.930		1.3946	1.70468	13946	1875	7.4	1		1.0000E-04	
35	17.473		0.0189	0.02318	189	54	3.5	1		1.0000E-04	
36	17.783		0.7499	0.91668	7499	956	7.8	1		1.0000E-04	
37	18.323		0.0475	0.05888	475	39	4.8	1		1.0000E-04	
38	20.520		0.0378	0.04628	378	57	6.6	1		1.0000E-04	
39	20.950 OBC		0.1277	0.15618	27187	2620	10.3	1	39	0	4.7109E-06

TOTAL AMOUNT = 81.8155



4-30 Min Scale: 10 Mv
 sd-3 Processed: 12-12-1991 12:00:53, segment 1, cycle 2
 RAW DATA SAVED IN FILE D:\RER22.PTS

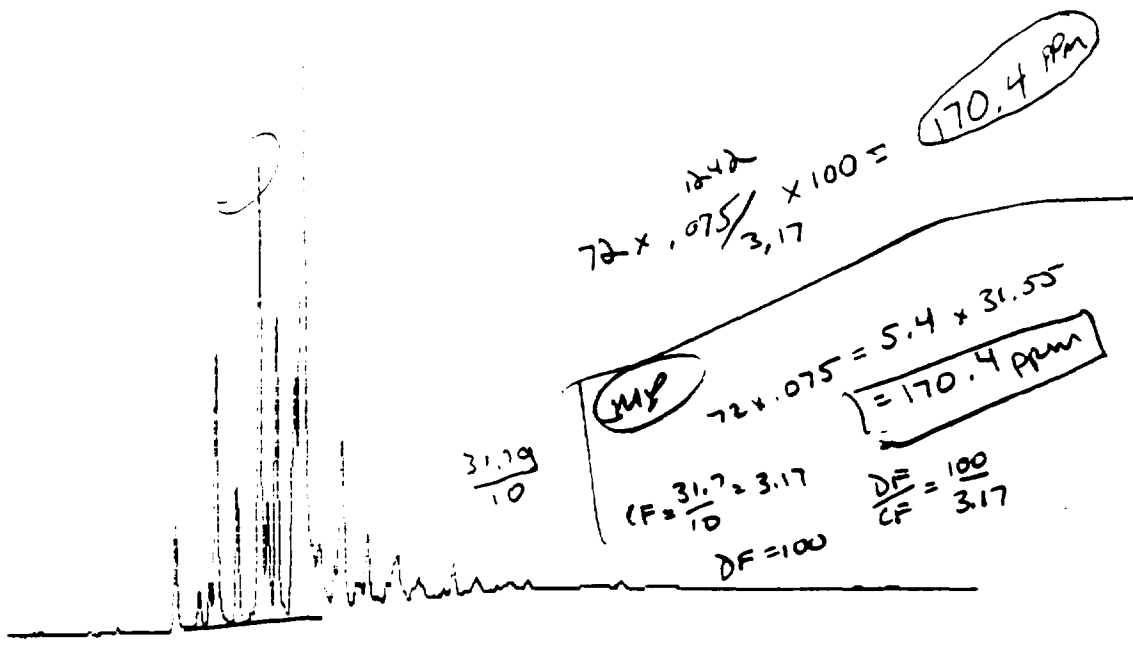
***** EXTERNAL STANDARD TABLE *****
 ***** 12-12-1991 12:02:07 Version 5.1 *****
 * Sample Name: su-8 Data File: D:\RER22
 * Date: 12-12-1991 12:01:13 Method: PCB 12-10-1991 10:25:32 # 24
 * Integrate: 15 Cycle#: 1 Operator: Channel#: 3 Vial#: N/A
 * Starting Peak Width: 2 Threshold: 1 Area Threshold: 10

 * Instrument Type: TRACOR 540 Column Type: SPB-5
 * Solvent Description:
 * Conditions: Pro #2
 * Detector 0:
 * Detector 1: FID
 * Misc. Information: 9 cc/min He

 Starting Delay: 4.00 Ending retention time: 30.00
 Area reject: 10 One sample per 0.200 sec.
 Amount injected: 1.00 Dilution factor: 100
 Sample weight: 1.00000

PEAK NUM	RET TIME	PEAK NAME	CONCENTRATION in PPM	NORMALIZED CONC	AREA	HEIGHT	HEIGHT BL	REF PEAK	% DELTA RET TIME	CONC/AREA
1	6.270		0.0222	0.02663	222	56	3.4 1			1.0000E-04
2	7.010		0.1307	0.15630	1307	276	4.7 1			1.0000E-04
3	8.190		2.5119	3.00513	25119	512	6.0 2			1.0000E-04
4	8.797		0.2510	0.30030	2510	512	4.9 2			1.0000E-04
5	8.947		0.0233	0.02799	233	72	3.2 1			1.0000E-04
6	9.197		0.6362	0.76100	6362	1040	6.1 1			1.0000E-04
7	9.400		1.1340	1.35764	11340	1976	5.7 2			1.0000E-04
8	9.650		4.5474	5.44018	45474	7229	6.3 2			1.0000E-04
9	10.217		1.7277	2.06499	17277	2900	6.0 1			1.0000E-04
10	10.503		1.0682	1.27800	10682	1680	6.3 2			1.0000E-04
11	10.813		7.1040	8.59540	71040	9091	7.9 2			1.0000E-04
12	11.030		1.2460	1.49150	12460	2070	6.0 2			1.0000E-04
13	11.270		4.2922	5.13400	42922	6994	6.1 1			1.0000E-04
14	11.703		0.9140	1.09340	9140	1911	4.8 2			1.0000E-04
15	11.760		1.0494	1.25500	10494	2010	5.2 2			1.0000E-04
16	11.963		16.7091	20.00518	167091	19772	8.5 2			1.0000E-04
17	12.237		3.7663	4.50570	37663	5222	7.2 2			1.0000E-04
18	12.447		2.4547	2.93664	24547	3207	7.7 2			1.0000E-04
19	12.597		0.4530	0.54190	4530	766	5.9 2			1.0000E-04
20	12.817		1.5406	1.84300	15406	2436	6.3 2			1.0000E-04
21	13.053		4.6070	5.46718	46070	6361	10.8 2			1.0000E-04
22	13.410		1.9791	2.36764	19791	2910	6.8 2			1.0000E-04
23	13.513		1.4482	1.73250	14482	2260	6.4 2			1.0000E-04
24	13.713		2.9792	3.56400	29792	3657	8.1 2			1.0000E-04
25	13.907		0.9516	0.96170	9516	105	4.9 1			1.0000E-04
26	14.370		6.3049	7.54270	63049	6993	9.0 2			1.0000E-04
27	14.500		5.4921	6.57020	54921	7610	7.2 2			1.0000E-04
28	14.903		3.6457	4.36140	36457	3673	9.9 2			1.0000E-04
29	15.190		0.9011	1.07790	9011	1357	6.6 2			1.0000E-04
30	15.660		0.1555	0.18618	1555	356	4.4 2			1.0000E-04
31	15.773		0.4519	0.54060	4519	742	6.1 2			1.0000E-04
32	16.070		0.0345	0.09040	345	1338	6.2 1			1.0000E-04
33	16.363		0.0416	0.04900	416	94	4.6 1			1.0000E-04
34	16.653		1.4593	1.74500	14593	2027	7.2 1			1.0000E-04
35	17.100		0.0225	0.02690	225	57	3.9 1			1.0000E-04
36	17.397		0.9070	1.08510	9070	1000	8.4 1			1.0000E-04
37	17.907		0.3134	0.37490	3134	437	7.2 1			1.0000E-04
38	20.000		0.0303	0.04590	303	40	7.9 1			1.0000E-04
39	20.407 DOC		0.1320	0.15090	1320	2009	9.9 1	39	0	0.6570E-04

TOTAL AMOUNT = 83.5090



4-30 Min Scale: 10 MV
 sd-4 Processed: 12-12-1991 13:07:45, segment 2, cycle 3
 RAW DATA SAVED IN FILE D:\RER23.PTS


***** EXTERNAL STANDARD TABLE *****
 ***** 12-12-1991 13:08:57 Version 5.1 *****
 * Sample Name: sd-4 Data File: D:\RER23 *
 * Date: 12-12-1991 13:45:00 Method: PCB 12-10-1991 10:26:32 # 24 *
 * Interface: 16 Cycle#: 3 Operator Channel#: 0 Vial#: N.A. *
 * Starting Peak Width: 2 Threshold: 5 Area Threshold: 10 *
 * Instrument Type: TRACOR 540 Column Type: SPB-5 *
 * Solvent Description: *
 * Conditions: pro #2 *
 * Detector 0: Detector 1: FID *
 * Misc. Information: 9 cc/min He *
 Starting Delay: 4.00 Ending retention time: 30.00
 Area reject: 10 One sample per 0.200 sec.
 Amount injected: 1.00 Dilution factor: ~~1.00~~
 Sample Weight: 1.00000 100

PEAK NUM	RET TIME	PEAK NAME	CONCENTRATION in PPM	NORMALIZED CONC	AREA	HEIGHT	AREA/ HEIGHT BL	REF PEAK	% DELTA RET TIME	CONC/AREA
1	8.550		0.7411	2.8467%	7411	1261	5.9 1			1.0000E-04
2	9.163		0.2388	0.9172%	2388	422	5.7 1			1.0000E-04
3	9.437		0.2509	0.9638%	2509	474	5.3 2			1.0000E-04
4	9.607		2.2261	8.5507%	22261	3481	6.4 2			1.0000E-04
5	10.167		1.0059	3.8639%	10059	1682	6.0 1			1.0000E-04
6	10.770		3.7661	14.4657%	37661	5723	6.6 2			1.0000E-04
7	10.980		0.8334	3.2012%	8334	1354	6.2 2			1.0000E-04
8	11.217		2.2483	8.6359%	22483	3728	6.0 2			1.0000E-04
9	11.723		2.4392	9.3692%	24392	2757	8.8 2			1.0000E-04
10	11.920		9.9833	38.3466%	99833	11492	8.7 2			1.0000E-04
11	12.357		0.0312	0.1198%	312	56	5.6 1			1.0000E-04
12	12.767		0.0408	0.1567%	408	88	4.7 1			1.0000E-04
13	12.987		1.5430	5.9269%	15430	1899	8.1 1			1.0000E-04
14	13.353		0.0242	0.0928%	242	57	4.3 1			1.0000E-04
15	13.647		0.5396	2.0726%	5396	798	6.8 1			1.0000E-04
16	14.167		0.0202	0.0776%	202	42	4.8 1			1.0000E-04
17	14.443		0.0725	0.2787%	726	64	11.4 1			1.0000E-04
18	15.980		0.0297	0.1140%	297	68	4.4 1			1.0000E-04

TOTAL AMOUNT = 26.0344

$11.5 \times .075 = .863 \times 32.6 =$
 $CF = \frac{30.7}{10} = 3.07$ (28.1)
 $DF = \frac{1000}{10} = 100$
 $\frac{DF}{CF} = \frac{100}{3.07} = 32.6$

$11.5 \times .075 / 3.07 \times 100 =$ (28.1 ppm)
 $\frac{30.7}{10}$



4-30 Min Scale: 10 MV
 sd-15 Processed: 12-12-1991 13:44:43, segment 3, cycle 4
 RAW DATA SAVED IN FILE D:RER24.PTS

******* EXTERNAL STANDARD TABLE *******
 ***** 12-12-1991 13:45:55 Version 5.1 *****
 * Sample Name: sd-15 Data File: D:RER24 *
 * Date: 12-12-1991 14:58:59 Method: PCB 12-10-1991 10:26:32 # 24 *
 * Interface: 16 Cycle#: 4 Operator Channel#: 0 Vial#: N.A. *
 * Starting Peak Width: 2 Threshold: 5 Area Threshold: 10 *


 * Instrument Type: TRACOR 540 Column Type: SPB-5 *
 * Solvent Description: *
 * Conditions: pro #2 *
 * Detector 0: Detector 1: FID *
 * Misc. Information: 9 cc/min He *

Starting Delay: 4.00 Ending retention time: 30.00
 Area reject: 10 One sample per 0.200 sec.
 Amount injected: 1.00 Dilution factor: $\frac{100}{100}$
 Sample Weight: 1.00000

PEAK NUM	RET TIME	PEAK NAME	CONCENTRATION in PPM	NORMALIZED CONC	AREA	HEIGHT	AREA/ HEIGHT BL	REF PEAK	% DELTA RET TIME	CONC/AREA
1	9.570		0.0251	0.6442%	251	70	3.6 1			1.0000E-04
2	10.123		0.0201	0.5150%	201	63	3.2 1			1.0000E-04
3	10.730		0.5742	14.7478%	5742	860	6.7 1			1.0000E-04
4	10.947		0.0128	0.3290%	128	41	3.1 1			1.0000E-04
5	11.180		0.3746	9.6208%	3746	625	6.0 1			1.0000E-04
6	11.687		0.3854	9.8968%	3854	469	8.2 2			1.0000E-04
7	11.897		1.9439	49.9283%	19439	2186	8.9 2			1.0000E-04
8	12.737		0.0314	0.8060%	314	77	4.1 1			1.0000E-04
9	12.963		0.4640	11.9179%	4640	543	8.6 1			1.0000E-04
10	13.330		0.0223	0.5733%	223	51	4.4 1			1.0000E-04
11	13.630		0.0396	1.0174%	396	91	4.3 1			1.0000E-04

TOTAL AMOUNT = 3.8933

18 x 0.75 / 3.32 x 100 = 39.9
 33.85 / 10 = 3.385



4-30 Min Scale: 10 Mv
 sd-16 Processed: 12-12-1991 14:21:20, segment 4, cycle 5
 RAW DATA SAVED IN FILE D:RER25.PTS

***** EXTERNAL STANDARD TABLE *****
 ***** 12-12-1991 14:22:33 Version 5.1 *****
 * Sample Name: sd-16 Data File: D:RER25 *
 * Date: 12-12-1991 16:12:17 Method: PCB 12-10-1991 10:26:32 # 24 *
 * Interface: 16 Cycle#: 5 Operator Channel#: 0 Vial#: N.A. *
 * Starting Peak Width: 2 Threshold: 5 Area Threshold: 10 *

 * Instrument Type: TRACOR 540 Column Type: SPB-5 *
 * Solvent Description: *
 * Conditions: pro #2 *
 * Detector 0: Detector 1: FID *
 * Misc. Information: 9 cc/min He *

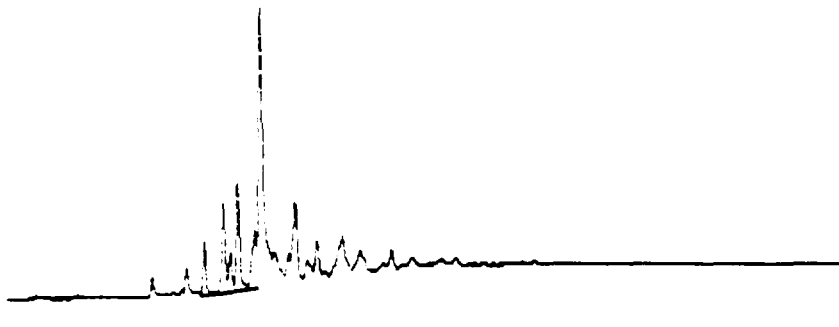
 Starting Delay: 4.00 Ending retention time: 30.00
 Area reject: 10 One sample per 0.200 sec.
 Amount injected: 1.00 Dilution factor: ~~1.00~~
 Sample Weight: 1.00000 100

PEAK NUM	RET TIME	PEAK NAME	CONCENTRATION in PPM	NORMALIZED CONC	AREA	HEIGHT	HEIGHT BL	REF PEAK	% DELTA RET TIME	CONC/AREA
1	8.557		0.0275	0.4599%	275	81	3.4	1		1.0000E-04
2	9.447		0.0213	0.3352%	213	67	3.2	1		1.0000E-04
3	9.617		0.0274	0.4581%	274	80	3.1	1		1.0000E-04
4	10.180		0.2084	3.4814%	2084	383	5.4	1		1.0000E-04
5	10.780		0.9500	15.8848%	9500	1376	6.9	2		1.0000E-04
6	10.997		0.2040	3.4078%	2040	353	5.8	2		1.0000E-04
7	11.233		0.5736	9.5838%	5736	949	6.0	1		1.0000E-04
8	11.737		0.7199	12.0266%	7199	700	10.2	2		1.0000E-04
9	11.940		2.5716	42.9642%	25716	2861	9.0	2		1.0000E-04
10	12.780		0.0281	0.4688%	281	73	3.8	1		1.0000E-04
11	13.003		0.5894	9.8468%	5894	674	8.7	1		1.0000E-04
12	13.373		0.0260	0.4472%	260	59	4.5	1		1.0000E-04
13	13.673		0.0368	0.6153%	368	84	4.4	1		1.0000E-04

TOTAL AMOUNT = 5.9855

$$16 \times .062 = \frac{.992}{3.38} \times 100 = 29.3 \text{ ppm}$$

$$16 \times \frac{.075}{3.38} \times 100 = 35.5 \text{ ppm}$$



4-30 Min Scale: 10 Mv
 sd-16d Processed: 12-12-1991 14:57:50, segment 5, cycle 6
 RAW DATA SAVED IN FILE D:RER26.PTS

***** EXTERNAL STANDARD TABLE *****

***** 12-12-1991 14:59:03 Version 5.1 *****
 * Sample Name: sd-16d Data File: D:RER26 *
 * Date: 12-12-1991 17:25:17 Method: PCB 12-10-1991 10:26:32 # 24 *
 * Interface: 16 Cycle#: 6 Operator Channel#: 0 Vial#: N.A. *
 * Starting Peak Width: 2 Threshold: 5 Area Threshold: 10 *

 * Instrument Type: TRACOR 540 Column Type: SPB-5 *
 * Solvent Description: *
 * Conditions: pro #2 *
 * Detector 0: Detector 1: FID *
 * Misc. Information: 9 cc/min He *

Starting Delay: 4.00 Ending retention time: 30.00
 Area reject: 10 One sample per 0.200 sec.
 Amount injected: 1.00 Dilution factor: ~~1.00~~
 Sample weight: 1.00000 100

PEAK NUM	RET TIME	PEAK NAME	CONCENTRATION PPM	NORMALIZED CONC	AREA	HEIGHT	AREA/ HEIGHT	REF PEAK	% DELTA RET TIME	CONC/AREA
1	8.553		0.1053	1.44444	1053	220	4.8	1		1.0000E-04
2	9.610		0.1514	2.07644	1514	294	5.1	1		1.0000E-04
3	10.170		0.4256	5.83744	4256	732	5.8	1		1.0000E-04
4	10.770		0.8260	11.32904	8260	1221	6.8	2		1.0000E-04
5	10.980		0.2790	3.82704	2790	478	5.8	2		1.0000E-04
6	11.217		0.9454	12.96794	9454	1539	6.1	1		1.0000E-04
7	11.733		0.5043	6.91724	5043	620	8.1	2		1.0000E-04
8	11.937		3.1284	42.99904	31284	3790	8.3	2		1.0000E-04
9	12.770		0.0335	0.45924	335	73	4.6	1		1.0000E-04
10	12.993		0.0025	11.00774	8025	992	8.1	1		1.0000E-04
11	13.360		0.0247	0.33854	247	50	5.0	1		1.0000E-04
12	13.667		0.0467	0.64084	467	86	5.5	1		1.0000E-04
13	15.987		0.0170	0.24364	170	51	3.5	1		1.0000E-04

TOTAL AMOUNT = 7.2906

BENNINGTON LANDFILL - LEI
DAILY ANALYSIS SEQUENCE

NO.	SAMPLE	MTD FILE	DATA FILE	DATE TIME	DILUTIONS & COMMENTS
CAL CHK #8					
122*	1254	PCB	RER27	12/12/91 15:37:56	
123*	1242	PCB	RER28	12/12/91 16:14:22	
124*	1232	PCB	RER29	12/12/91 16:51:07	
125*	1016	PCB	RER210	12/12/91 17:27:55	
126	1248	PCB	RER211	12/12/91	Chromatogram lost due to printer failure (paper jame). Real time plot un-attainable. Rerun sample at #128
127*	1221, 1260	PCB	RER212	12/12/91 18:40:46	
128*	1248 RE	PCB	RER213	12/12/91 19:39:38	% difference of this calibration check is calculate at 16.6. We are going to run again at #129 to attempt to decrease value.
129	1248 RE	PCB	RER214	12/12/91	Miss ed rerun at #130 (2) 5/14/92

* = Samples used for Quantitative Analysis.

H182:13

BENNINGTON LANDFILL - LEI
DAILY ANALYSIS SEQUENCE (CONTINUED)

NO.	SAMPLE	MTD FILE	DATA FILE	DATE TIME	DILUTIONS & COMMENTS
CAL CHK #8 (CONTINUED)					
131	MTD BLK H ₂ O 12/9	PCB	RER216	12/13/91 11:28:54	
132	MTD BLK SOIL 12/9	PCB	RER217	12/13/91 12:05:28	
133*	SD-05	PCB	RER218	12/13/91 12:41:59	
134*	SD-35	PCB	RER219	12/13/91 13:18:37	
135	LS-01	PCB	RER220	12/13/91 13:55:19	
136	SW-17	PCB	RER221	12/13/91 14:32:00	
137	LS-03 (99)	PCB	RER222	12/13/91 15:08:39	
138*	SD-11	PCB	RER223	12/13/91 15:45:12	
139	SD-17	PCB	RER224	12/13/91 16:21:51	
140	LS-03 (99)	PCB	RER225	12/13/91 16:58:21	
	LS-02 (99)	PCB	RER226		Poon injection vol.; sample rerun at #141.
141	LS-31D	PCB	RER227	12/13/91 20:42:54	

* = Samples used for Quantitative Analysis.

H182:14

BENNINGTON LANDFILL - LEI
DAILY ANALYSIS SEQUENCE (CONTINUED)

NO.	SAMPLE	MTD FILE	DATA FILE	DATE TIME	DILUTIONS & COMMENTS
CAL CHK #8 (CONTINUED)					
142	LS-31 MS	PCB	RER228	12/13/91 21:42:54	
143	Mt BLue H ₂ O 12/11	PCB	RER229	12/13/91 21:58:36	
144	Mt Blue SD 12/11	PCB	RER230	12/13/91 22:35:19	
145	LS-31	PCB	RER231	12/13/91 23:14:42	
146*	SW-35	PCB	RER232	12/13/91 23:49:15	250 ul 1 ml
147*	SW-5	PCB	RER233	12/14/91 25:43	250 ul 1 ml
148	SW-12	PCB	RER234	12/14/91 1:02:43	
149	SW-36	PCB	RER235	12/14/91 1:39:19	

* = Samples used for Quantitative Analysis.

H182:15

177

D-1

PESTICIDE AND PCB DAILY STANDARD CHECK

Calibration Dates: 12/04/91

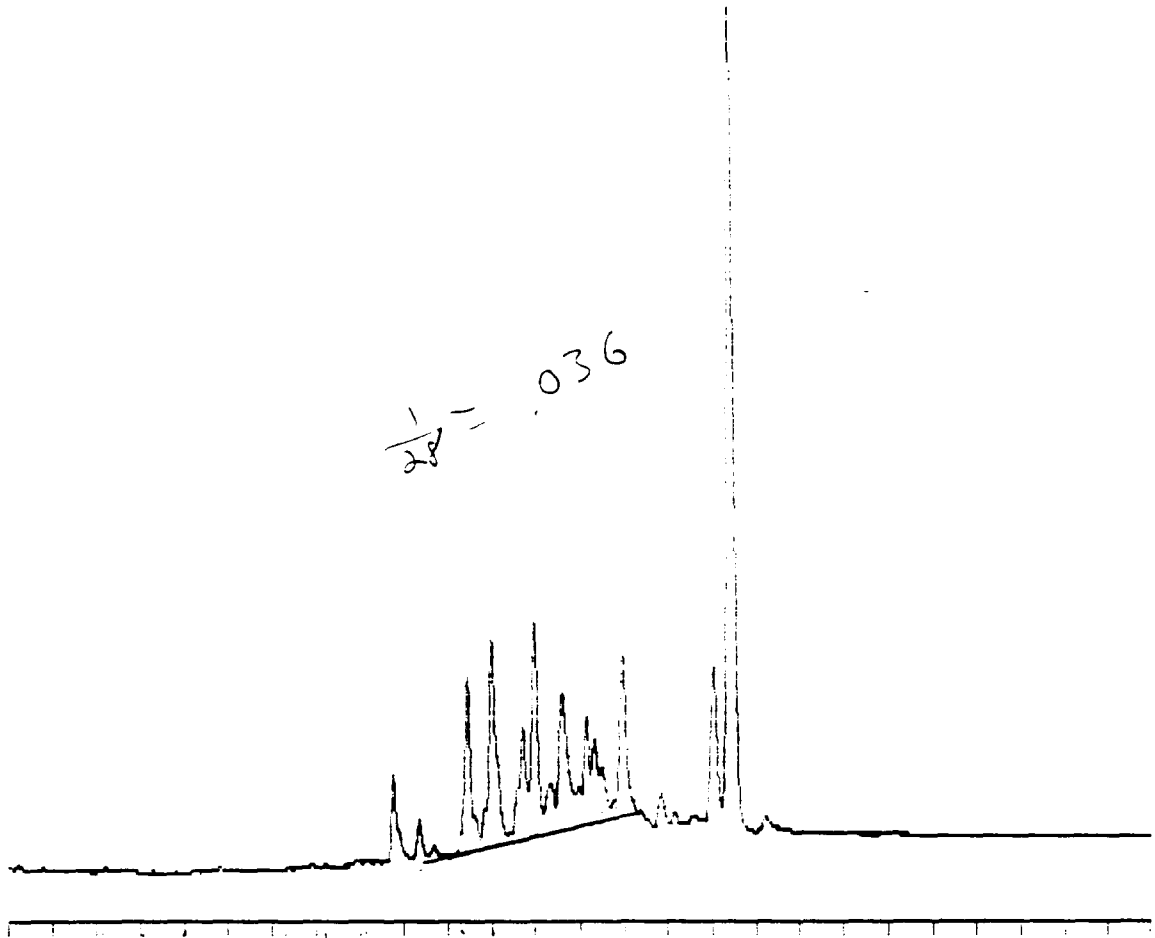
Check Standard Date: 12/12/91

Instrument I.D.: GC B

Analyst: ML # 8

Compound	Calibration Avg. rf	Check Standard rf	% Difference
alpha-BHC			
gamma-BHC			
beta-BHC			
delta-BHC			
Heptachlor			
Aldrin			
Heptachlor epoxide			
Endosulfan I			
4-4'-DDE			
Dieldrin			
Endrin			
4-4'-DDD			
Endosulfan II			
4-4'-DDT			
Endrin Aldehyde			
Endosulfan Sulfate			
Methoxychlor			
DBC			
Toxaphene			
Chlordane			
Aroclor-1016 ^{RT} 12.08	.062	.067	8.1
Aroclor-1221 ^{RT} 7.14	.176	.167	5.1
Aroclor-1232 ^{RT} 9.78	.133	.133	0
Aroclor-1242 ^{RT} 10.82	.075	.071	5.3
Aroclor-1248 ^{RT} 12.05	.066	.077	16.7
Aroclor-1254 ^{RT} 15.04	.037	.036	2.7
Aroclor-1260 ^{RT} 18.23	.041	.044	7.3

% Difference must be <15 for EPA Methods 608 and SW-846 8080



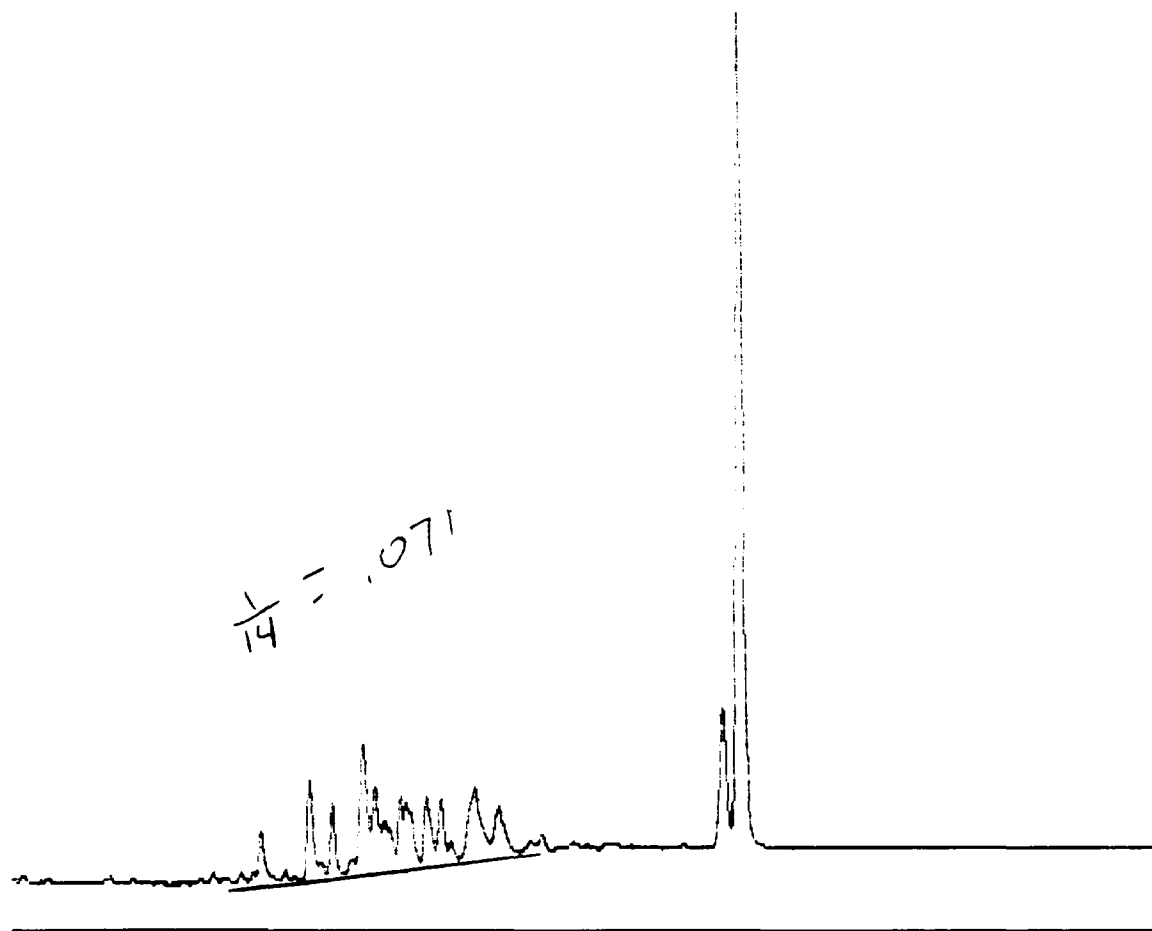
4-30 Min Scale: 10 MV
 ck54 Processed: 12-12-1991 15:36:41, segment 6, cycle 7
 RAW DATA SAVED IN FILE D:RER27.PTS

***** EXTERNAL STANDARD TABLE *****
 ***** 12-12-1991 15:37:56 Version 5.1 *****
 * Sample Name: ck54 Data File: D:RER27 *
 * Date: 12-12-1991 18:42:51 Method: PCB 12-10-1991 10:26:32 # 24 *
 * Interface: 16 Cycle#: 7 Operator Channel#: 0 Vial#: N.A. *
 * Starting Peak Width: 2 Threshold: 5 Area Threshold: 10 *

 * Instrument Type: TRACOR 540 Column Type: SPB-5 *
 * Solvent Description: *
 * Conditions: pro #2 *
 * Detector 0: Detector 1: FID *
 * Misc. Information: 9 cc/min He *

 Starting Delay: 4.00 Ending retention time: 30.00
 Area reject: 10 One sample per 0.200 sec.
 Amount injected: 1.00 Dilution factor: 1.00
 Sample Weight: 1.00000

PEAK NUM	RET TIME	PEAK NAME	CONCENTRATION in PPM	NORMALIZED CONC	AREA	HEIGHT	AREA/ HEIGHT BL	REF PEAK	% DELTA RET TIME	CONC/AREA
1	12.773		0.4441	3.7734%	4441	736	6.0 1			1.0000E-04
2	13.357		0.0366	0.3106%	366	92	4.0 1			1.0000E-04
3	14.470		1.2370	10.5105%	12370	1630	7.6 1			1.0000E-04




4-30 Min Scale: 10 MV
 ck42 Processed: 12-12-1991 16:13:08, segment 7, cycle 8
 RAW DATA SAVED IN FILE D:RER28.PTS

```

***** EXTERNAL STANDARD TABLE *****
***** 12-12-1991 16:14:22 Version 5.1 *****
* Sample Name: ck42                               Data File: D:RER28
* Date: 12-12-1991 19:55:46 Method: PCB 12-10-1991 10:26:32 # 24
* Interface: 16 Cycle#: 8 Operator Channel#: 0 Vial#: N.A.
* Starting Peak Width: 2 Threshold: 5 Area Threshold: 10
*****
* Instrument Type: TRACOR 540 Column Type: SPB-5
* Solvent Description:
* Conditions: pro #2
* Detector 0: Detector 1: FID
* Misc. Information: 9 cc/min He
*****
Starting Delay: 4.00 Ending retention time: 30.00
Area reject: 10 One sample per 0.200 sec.
Amount injected: 1.00 Dilution factor: 1.00
Sample Weight: 1.00000
  
```

PEAK NUM	RET TIME	PEAK NAME	CONCENTRATION in PPM	NORMALIZED CONC	AREA	HEIGHT	AREA/ HEIGHT BL	REF PEAK	% DELTA RET TIME	CONC/AREA
1	9.667		0.2324	4.3813%	2324	394	5.9 1			1.0000E-04
2	10.770		0.8103	15.2745%	8103	975	8.3 1			1.0000E-04



4-30 Min Scale: 10 MV
 ck32 Processed: 12-12-1991 16:49:52, segment 8, cycle 9
 RAW DATA SAVED IN FILE D:RER29.PTS

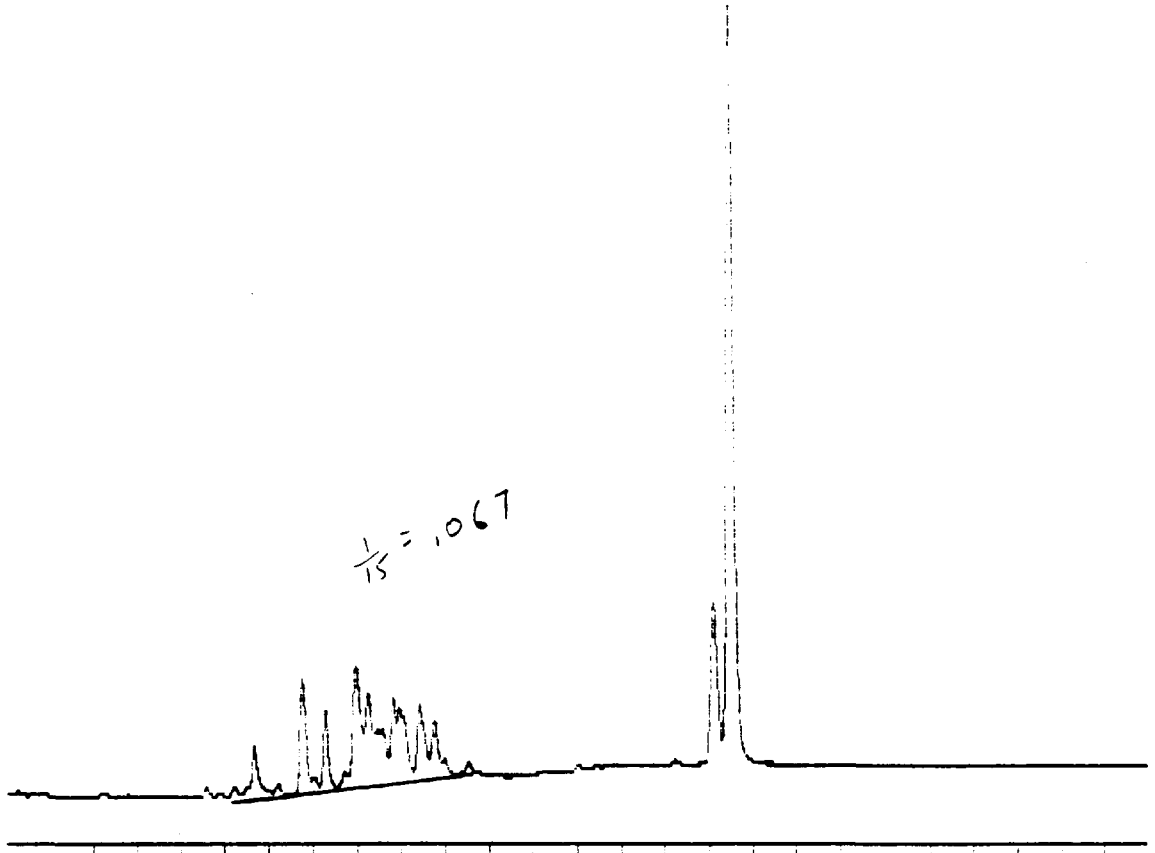
***** EXTERNAL STANDARD TABLE *****

***** 12-12-1991 16:51:07 Version 5.1 *****
 * Sample Name: ck32 Data File: D:RER29 *
 * Date: 12-12-1991 21:09:15 Method: PCB 12-10-1991 10:26:32 # 24 *
 * Interface: 16 Cycle#: 9 Operator Channel#: 0 Vial#: N.A. *
 * Starting Peak Width: 2 Threshold: 5 Area Threshold: 10 *

 * Instrument Type: TRACOR 540 Column Type: SPB-5 *
 * Solvent Description: *
 * Conditions: pro #2 *
 * Detector 0: Detector 1: FID *
 * Misc. Information: 9 cc/min He *

Starting Delay: 4.00 Ending retention time: 30.00
 Area reject: 10 One sample per 0.200 sec.
 amount injected: 1.00 Dilution factor: 1.00
 sample Weight: 1.00000

PEAK NUM	RET TIME	PEAK NAME	CONCENTRATION in PPM	NORMALIZED CONC	AREA	AREA/ HEIGHT	REF PEAK	% DELTA RET TIME	CONC/AREA
1	6.993		0.0209	0.8348%	209	56 3.8 1			1.0000E-04
2	9.633		0.0453	1.8068%	453	108 4.2 1			1.0000E-04



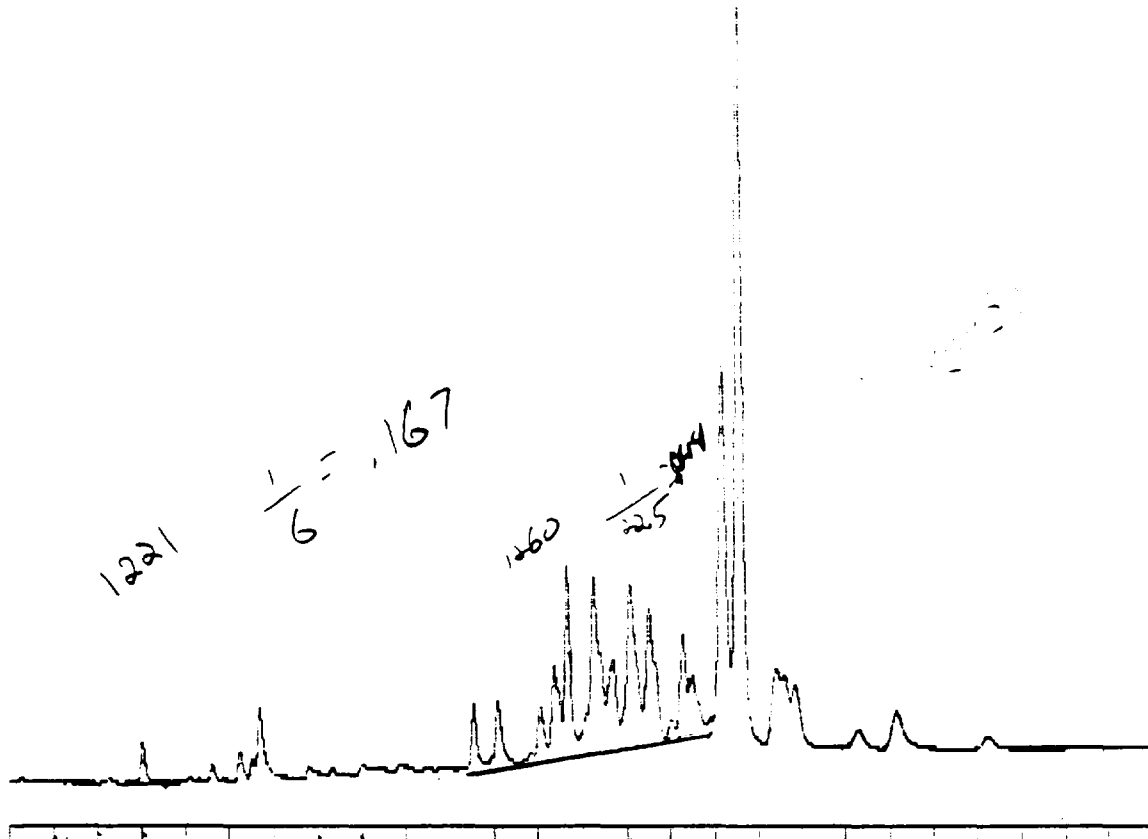
4-30 Min Scale: 10 MV
 ck16 Processed: 12-12-1991 17:26:41, segment 3, cycle 10
 RAW DATA SAVED IN FILE D:RER210.PTS

***** EXTERNAL STANDARD TABLE *****
 ***** 12-12-1991 17:27:55 Version 5.1 *****
 * Sample Name: ck16 Data File: D:RER210 *
 * Date: 12-12-1991 22:22:51 Method: PCB 12-10-1991 10:26:32 # 24 *
 * Interface: 16 Cycle#: 10 Operator Channel#: 0 Vial#: N.A. *
 * Starting Peak Width: 2 Threshold: 5 Area Threshold: 10 *

 * Instrument Type: TRACOR 540 Column Type: SPB-5 *
 * Solvent Description: *
 * Conditions: pro #2 *
 * Detector 0: Detector 1: FID *
 * Misc. Information: 9 cc/min He *

 Starting Delay: 4.00 Ending retention time: 30.00
 Area reject: 10 One sample per 0.200 sec.
 Amount injected: 1.00 Dilution factor: 1.00
 Sample Weight: 1.00000

PEAK NUM	RET TIME	PEAK NAME	CONCENTRATION in PPM	NORMALIZED CONC	AREA	HEIGHT	AREA/ HEIGHT BL	REF PEAK	% DELTA RET TIME	CONC/AREA
1	9.653		0.2252	5.1583%	2252	374	6.0 1			1.0000E-04
2	10.753		0.9478	21.7062%	9478	1120	8.5 1			1.0000E-04
3	11.277		0.5065	11.5987%	5065	767	6.6 1			1.0000E-04



4-30 Min Scale: 10 MV
 ck21/60 Processed: 12-12-1991 18:39:24, segment 11, cycle 12
 RAW DATA SAVED IN FILE D:RER212.PTS

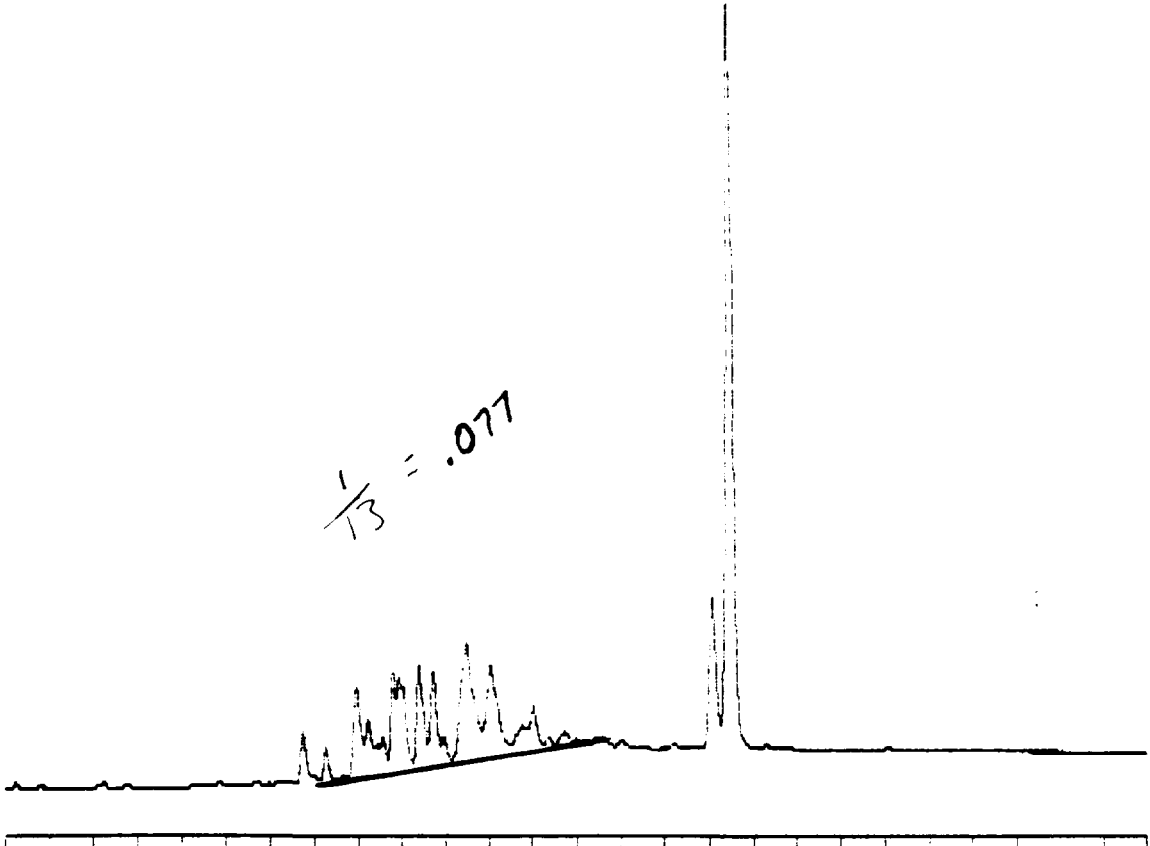
***** EXTERNAL STANDARD TABLE *****

***** 12-12-1991 18:40:46 Version 5.1 *****
 * Sample Name: ck21/60 Data File: D:RER212 *
 * Date: 12-13-1991 00:48:20 Method: PCB 12-10-1991 10:26:32 # 24 *
 * Interface: 16 Cycle#: 12 Operator Channel#: 0 Vial#: N.A. *
 * Starting Peak Width: 2 Threshold: 5 Area Threshold: 10 *

 * Instrument Type: TRACOR 540 Column Type: SPB-5 *
 * Solvent Description: *
 * Conditions: pro #2 *
 * Detector 0: Detector 1: FID *
 * Misc. Information: 9 cc/min He *

 Starting Delay: 4.00 Ending retention time: 30.00
 Area reject: 10 One sample per 0.200 sec.
 Amount injected: 1.00 Dilution factor: 1.00
 Sample Weight: 1.00000

PEAK NUM	RET TIME	PEAK NAME	CONCENTRATION in PPM	NORMALIZED CONC	AREA	HEIGHT	AREA/ HEIGHT BL	REF PEAK	% DELTA RET TIME	CONC/AREA
1	7.023		0.1977	1.7338%	1977	370	5.3 1			1.0000E-04
2	8.607		0.0122	0.1066%	122	40	3.0 1			1.0000E-04
3	9.233		0.0333	0.2919%	333	80	4.2 1			1.0000E-04



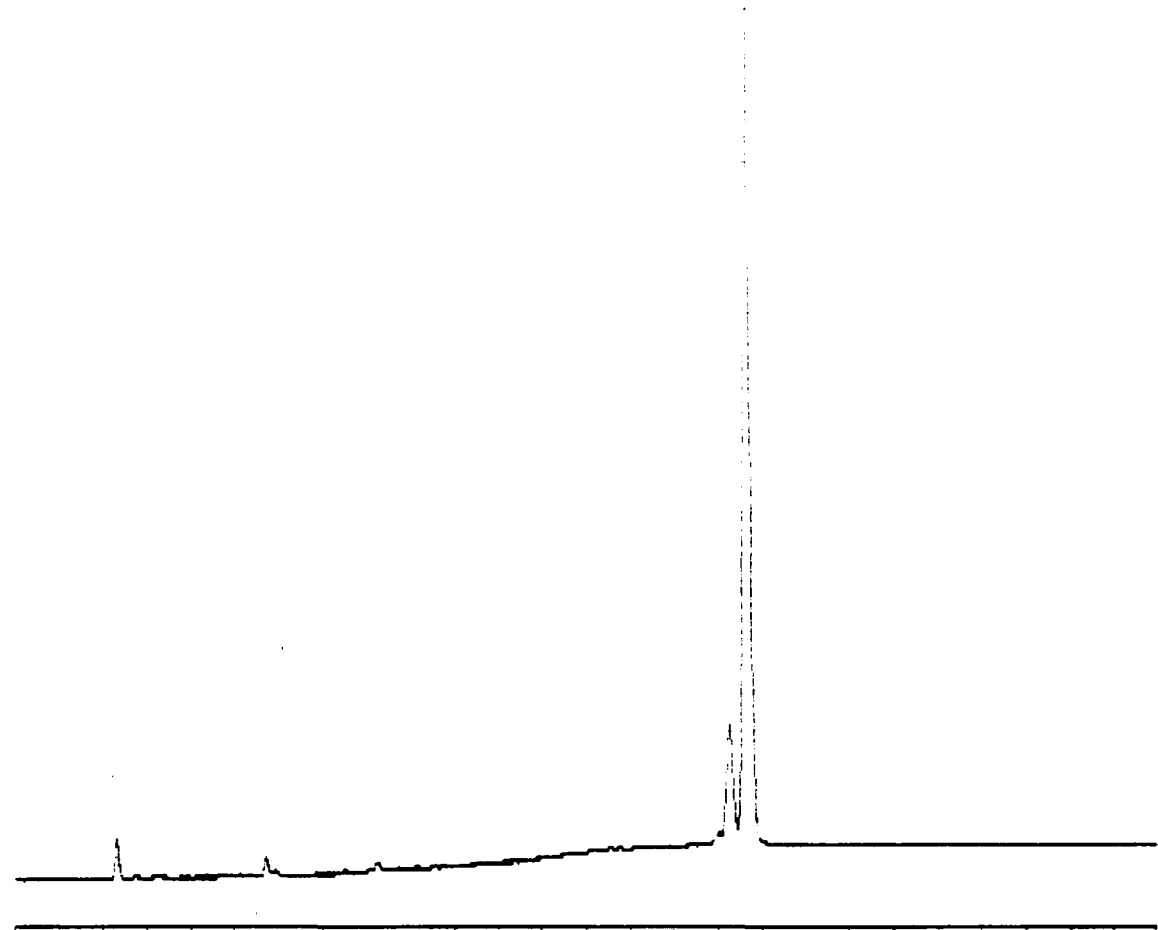
30 Min Scale: 10 Mv
 ck48re Processed: 12-12-1991 19:38:23, segment 1, cycle 13
 RAW DATA SAVED IN FILE D:RER213.PTS

***** EXTERNAL STANDARD TABLE *****
 ***** 12-12-1991 19:39:38 Version 5.1 *****
 * Sample Name: ck48re Data File: D:RER213 *
 * Date: 12-12-1991 19:39:14 Method: PCB 12-10-1991 10:26:32 # 24 *
 * Interface: 16 Cycle#: 13 Operator Channel#: 0 Vial#: N.A. *
 * Starting Peak Width: 2 Threshold: 5 Area Threshold: 10 *

 * Instrument Type: TRACOR 540 Column Type: SPB-5 *
 * Solvent Description: *
 * Conditions: pro #2 *
 * Detector 0: Detector 1: FID *
 * Misc. Information: 9 cc/min He *

 Starting Delay: 4.00 Ending retention time: 30.00
 Area reject: 10 One sample per 0.200 sec.
 Amount injected: 1.00 Dilution factor: 1.00
 Sample Weight: 1.00000

PEAK NUM	RET TIME	PEAK NAME	CONCENTRATION in PPM	NORMALIZED CONC	AREA	HEIGHT	AREA/ HEIGHT BL	REF PEAK	% DELTA RET TIME	CONC/AREA
1	10.740		0.3312	5.3232%	3312	463	7.1 1			1.0000E-04
	11.273		0.0331	0.5316%	331	70	4.7 1			1.0000E-04
3	11.973		0.7031	11.3001%	7031	759	9.3 1			1.0000E-04
4	12.240		0.0265	0.4262%	265	70	3.8 1			1.0000E-04
5	12.810		0.3959	6.3627%	3959	703	5.6 2			1.0000E-04
6	12.950		0.1003	1.6115%	1003	207	4.8 2			1.0000E-04
7	13.403		0.9498	15.2652%	9498	996	9.5 2			1.0000E-04
8	13.733		0.6643	10.6769%	6643	840	7.9 2			1.0000E-04



1-30 Min Scale: 10 Mv

BlankH-9/1 Processed: 12-12-1991 11:27:46, segment 2, cycle 16

RAW DATA SAVED IN FILE D:RER216.PTS

***** EXTERNAL STANDARD TABLE *****

***** 12-12-1991 11:28:54 Version 5.1 *****

* Sample Name: blankH-9/1213 MB Data File: D:RER216 *

* Date: 12-12-1991 12:10:03 Method: PCB 12-10-1991 10:26:32 # 24 *

* Interface: 16 Cycle#: 16 Operator DE Channel#: 0 Vial#: N.A. *

* Starting Peak Width: 2 Threshold: 5 Area Threshold: 10 *

* Instrument Type: TRACOR 540 Column Type: SPB-5 *

* Solvent Description: *

* Conditions: pro #2 *

* Detector 0: Detector 1: FID *

* Misc. Information: 9 cc/min He *

Starting Delay: 4.00 Ending retention time: 30.00

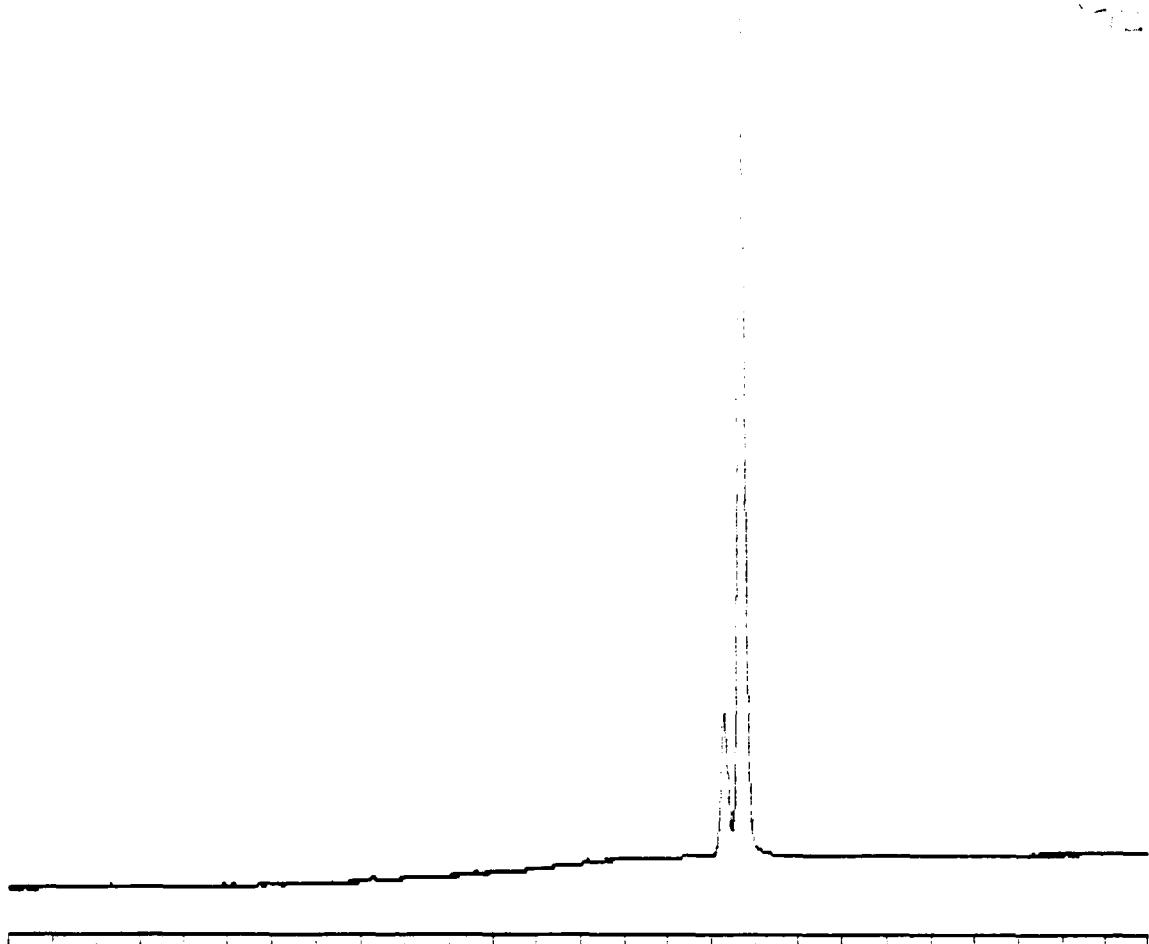
Area reject: 10 One sample per 0.200 sec.

Amount injected: 1.00 Dilution factor: 1.00

Sample Weight: 1.00000

PEAK NUM	RET TIME	PEAK NAME	CONCENTRATION in PPM	NORMALIZED CONC	AREA	HEIGHT	AREA/ HEIGHT BL	REF PEAK	% DELTA RET TIME	CONC/AREA
1	6.300		0.1929	11.0101%	1929	385	5.0 1			1.0000E-04
2	9.700		0.0123	0.6996%	123	47	2.6 1			1.0000E-04
	20.267		1.1522	65.7493%	11522	1187	9.7 2			1.0000E-04
4	20.680	DBC	0.3950	22.5410%	100980	9651	10.5 2	4	0	3.9117E-06

TOTAL AMOUNT = 1.7524



-30 Min Scale: 10 MV
 blanks-9/1 Processed: 12-12-1991 12:04:23, segment 3, cycle 17
 RAW DATA SAVED IN FILE D:\RER217.PTS

***** EXTERNAL STANDARD TABLE *****

***** 12-12-1991 12:05:28 Version 5.1 *****
 * Sample Name: blanks-9/12 13 (44) Data File: D:\RER217 *
 * Date: 12-12-1991 13:23:21 Method: PCB 12-10-1991 10:26:32 # 24 *
 * Interface: 16 Cycle#: 17 Operator DE Channel#: 0 Vial#: N.A. *
 * Starting Peak Width: 2 Threshold: 5 Area Threshold: 10 *

 * Instrument Type: TRACOR 540 Column Type: SPB-5 *
 * Solvent Description: *
 * Conditions: pro #2 *
 * Detector 0: Detector 1: FID *
 * Misc. Information: 9 cc/min He *

Starting Delay: 4.00 Ending retention time: 30.00
 Area reject: 10 One sample per 0.200 sec.
 Amount injected: 1.00 Dilution factor: 1.00
 Sample Weight: 1.00000

PEAK NUM	RET TIME	PEAK NAME	CONCENTRATION in PPM	NORMALIZED CONC	AREA	HEIGHT	AREA/ HEIGHT	REF PEAK	% DELTA RET TIME	CONC/AREA
1	20.293		1.5142	78.3855%	15142	1449	10.5 2			1.0000E-04
2	20.703	DBC	0.4175	21.6145%	107209	9913	10.8 2	2	0	3.8947E-06

TOTAL AMOUNT = 1.9318


$$29 \times 0.075 = 2.175 \times 316.5 = \underline{688.4}$$

$$CF = \frac{31.6}{10} = 3.16$$

$$DF = \frac{1000}{1} = 1000$$

$$\frac{DF}{CF} = \frac{1000}{3.16} = 316.5$$

$$29 \times 0.062 = 1.798 \times 316.5 = 567.$$



4-30 Min. Scale: 10 Mv
 SD-5 1UL Processed: 12-12-1991 10:40:52, segment 4, cycle 18
 RAW DATA SAVED IN FILE D:\RER218.PTG

***** EXTERNAL STANDARD TABLE *****
 ***** 12-12-1991 12:41:59 Version 5.1 *****
 * Sample Name: SD-5 1UL *13 M* Data File: D:\RER218 *
 * Date: 12-12-1991 14:36:28 Method: PCB 12-10-1991 10:26:32 # 24 *
 * Interface: 16 Cycle#: 18 Operator DE Channel#: 0 Vial#: N.A. *
 * Starting Peak Width: 2 Threshold: 5 Area Threshold: 10 *


 * Instrument Type: TRACOR 540 Column Type: SPB-5 *
 Solvent Description: *
 * Conditions: pro #2 *
 * Detector 0: Detector 1: FID *
 * Misc. Information: 9 cc/min He *

 Starting Delay: 4.00 Ending retention time: 30.00
 Area reject: 10 One sample per 0.200 sec.
 Amount injected: 1.00 Dilution factor: 1.00
 Sample weight: 1.00000

PEAK NUM	RET TIME	PEAK NAME	CONCENTRATION % CONC	NORMALIZED CONC	AREA	HEIGHT	AREA/ HEIGHT	REF PEAK	% DELTA RET TIME	CONC/AREA
1	8.643		0.4224	5.7830%	4234	729	5.8 1			1.0000E-04
2	9.550		0.0248	0.3395%	249	73	3.4 1			1.0000E-04
3	9.727		0.9090	12.4103%	9090	1346	6.8 1			1.0000E-04
4	10.285		0.4620	6.3119%	4620	793	5.8 1			1.0000E-04
5	10.900		1.5941	21.7765%	15941	2290	7.0 2			1.0000E-04
6	11.117		0.3132	4.2700%	3132	492	6.4 2			1.0000E-04
7	11.353		0.8598	11.7462%	8598	1344	6.4 2			1.0000E-04
8	11.883		0.1199	1.6302%	1199	181	6.6 2			1.0000E-04
9	12.083		2.0406	27.8769%	20406	2173	9.4 2			1.0000E-04
10	13.157		0.5475	7.4790%	5475	671	8.2 1			1.0000E-04
11	13.817		0.0256	0.3501%	256	52	4.9 1			1.0000E-04

TOTAL AMOUNT = 7.3201

$CF = \frac{33.7}{10} = 3.37$
 $DF = \frac{1000}{1} = 1000$
 $23 \times .075 = 1.725 \times 296.7 = 512.$
 $23 \times .062 = 1.426 \times 296.7 = 421.$



4-30 Min Scale: 10 MV
 SD-35 IUL Processed: 12-12-1991 13:17:30, segment 5, cycle 19
 RAW DATA SAVED IN FILE D:RER219.PTS

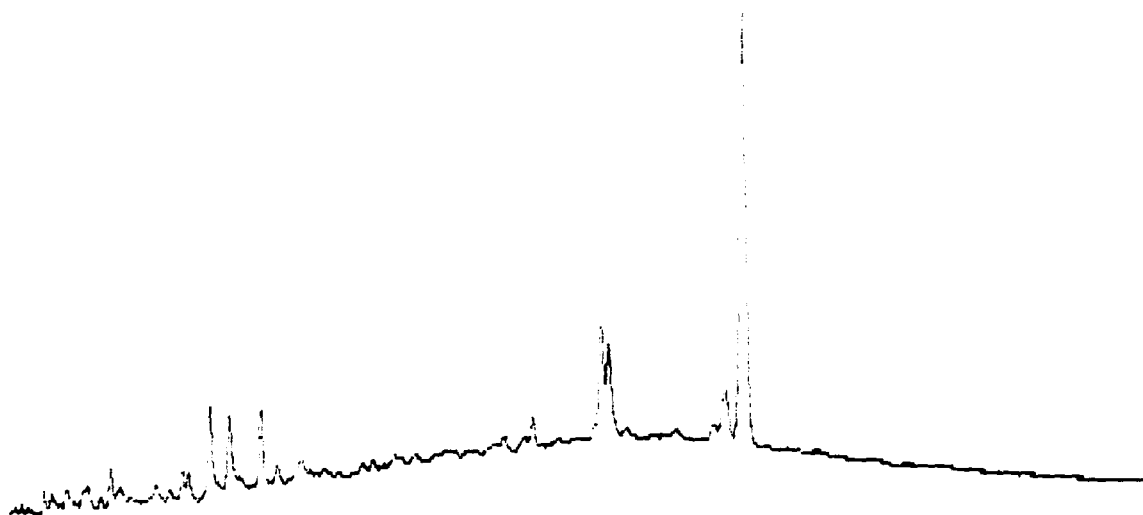
******* EXTERNAL STANDARD TABLE *******
 ***** 12-12-1991 13:18:37 Version 5.1 *****
 * Sample Name: SD-35 IUL 13 *(MP)* Data File: D:RER219 *
 * Date: 12-12-1991 15:49:45 Method: PCB 12-10-1991 10:26:32 # 24 *
 * Interface: 16 Cycle#: 19 Operator DE Channel#: 0 Vial#: N.A. *
 * Starting Peak Width: 2 Threshold: 5 Area Threshold: 10 *

 * Instrument Type: TRACOR 540 Column Type: SPB-5 *
 * Solvent Description: *
 * Conditions: pro #2 *
 * Detector 0: Detector 1: FID *
 * Misc. Information: 9 cc/min He *

 Starting Delay: 4.00 Ending retention time: 30.00
 Area reject: 10 One sample per 0.200 sec.
 Amount injected: 1.00 Dilution factor: 1.00
 Sample Weight: 1.00000

PEAK NUM	RET TIME	PEAK NAME	CONCENTRATION in PPM	NORMALIZED CONC	AREA	HEIGHT	AREA/ HEIGHT	REF PEAK	% DELTA RET TIME	CONC/AREA
1	8.650		0.3097	5.15688	3097	552	5.61			1.0000E-04
2	9.550		0.0147	0.24448	147	39	3.71			1.0000E-04
3	9.723		0.7632	12.70738	7632	1116	6.81			1.0000E-04
4	10.277		0.3749	6.24188	3749	630	5.91			1.0000E-04
5	10.890		1.2399	20.64498	12399	1820	6.82			1.0000E-04
6	11.100		0.2230	3.71348	2230	377	5.92			1.0000E-04
7	11.340		0.6853	11.41048	6853	1065	6.41			1.0000E-04
8	11.803		0.1033	1.72008	1033	155	6.72			1.0000E-04
9	12.077		1.7763	29.57558	17763	1822	9.72			1.0000E-04
10	13.143		0.4841	8.06118	4842	581	8.31			1.0000E-04
11	13.803		0.0315	0.52458	315	76	4.21			1.0000E-04

TOTAL AMOUNT = 6.0060




4-30 Min Scale: 10 MV
 LS-0150 Processed: 12-12-1991 13:54:08, segment 6, cycle 20
 RAW DATA SAVED IN FILE D:RER220.PTS

```

***** EXTERNAL STANDARD TABLE *****
***** 12-12-1991 13:55:19 Version 5.1 *****
* Sample Name: LS-0150 13 MR Data File: D:RER220 *
* Date: 12-12-1991 17:02:57 Method: PCB 12-10-1991 10:26:32 # 24 *
* Interface: 16 Cycle#: 20 Operator DE Channel#: 0 Vial#: N.A. *
* Starting Peak Width: 2 Threshold: 5 Area Threshold: 10 *
*****
* Instrument Type: TRACOR 540 Column Type: SPB-5 *
* Solvent Description: *
* Conditions: pro #2 *
* Detector 0: Detector 1: FID *
* Misc. Information: 9 cc/min He *
*****
Starting Delay: 4.00 Ending retention time: 30.00
Area reject: 10 One sample per 0.200 sec.
Amount injected: 1.00 Dilution factor: 1.00
Sample Weight: 1.00000
  
```

PEAK NUM	RET TIME	PEAK NAME	CONCENTRATION in PPM	NORMALIZED CONC	AREA	HEIGHT	AREA/ HEIGHT BL	REF PEAK	% DELTA RET TIME	CONC/AREA
1	4.773		0.0183	0.5318%	183	73	2.5 1			1.0000E-04
2	4.953		0.0132	0.3853%	132	50	2.7 1			1.0000E-04
3	5.297		0.0171	0.4986%	171	37	4.6 1			1.0000E-04
4	6.303		0.1601	4.6615%	1601	345	4.6 1			1.0000E-04
5	7.937		0.0284	0.8265%	284	70	4.0 1			1.0000E-04
6	8.080		0.0780	2.2716%	780	179	4.4 1			1.0000E-04
7	8.563		0.5385	15.6838%	5385	859	6.3 1			1.0000E-04
8	9.007		0.4104	11.9528%	4104	696	5.9 1			1.0000E-04
9	9.713		0.4763	13.8703%	4763	816	5.8 1			1.0000E-04
10	10.090		0.0129	0.3751%	129	46	2.8 1			1.0000E-04
11	15.900		0.0289	0.8428%	289	76	3.8 1			1.0000E-04
12	17.470		0.7958	23.1767%	7958	1143	7.0 2			1.0000E-04
3	17.630		0.6122	17.8298%	6122	815	7.5 2			1.0000E-04
14	20.287		0.0418	1.2174%	418	58	7.2 1			1.0000E-04
15	20.703 DBC		0.2018	5.8758%	47574	4633	10.3 1	15	0	4.2409E-06

TOTAL AMOUNT = 3.4337



3-30 Min Scale: 10 Mv
 SW-17 Processed: 12-12-1991 14:30:50, segment 7, cycle 21
 RAW DATA SAVED IN FILE D:RER221.PTS

***** EXTERNAL STANDARD TABLE *****


***** 12-12-1991 14:32:00 Version 5.1 *****
 * Sample Name: SW-17 *13 MP* Data File: D:RER221 *
 * Date: 12-12-1991 18:16:16 Method: PCB 12-10-1991 10:26:02 # 24 *
 * Interface: 16 Cycle#: 21 Operator DE Channel#: 0 Vial#: N.A. *
 * Starting Peak Width: 2 Threshold: 5 Area Threshold: 10 *

 * Instrument Type: TRACOR 540 Column Type: SPB-5 *
 * Solvent Description: *
 * Conditions: pro #2 *
 * Detector 0: Detector 1: FID *
 * Misc. Information: 9 cc/min He *

Starting Delay: 4.00 Ending retention time: 30.00
 Area reject: 10 One sample per 0.200 sec.
 Amount injected: 1.00 Dilution factor: 1.00
 Sample Weight: 1.00000

PEAK NUM	RET TIME	PEAK NAME	CONCENTRATION in PPM	NORMALIZED CONC	AREA	HEIGHT	AREA/ HEIGHT BL	REF PEAK	% DELTA RET TIME	CONC/AREA
1	6.297		0.0994	4.6425%	994	224	4.4 1			1.0000E-04
2	8.640		0.0322	1.5036%	322	97	3.3 1			1.0000E-04
	9.713		0.4573	21.3669%	4573	769	5.9 1			1.0000E-04
	17.657		0.0445	2.0811%	445	65	6.8 1			1.0000E-04
5	20.280		1.1075	51.7458%	11075	1161	9.5 2			1.0000E-04
6	20.703	DBC	0.3994	18.6602%	102185	9814	10.4 2	6	0	3.9083E-06

TOTAL AMOUNT = 2.1402



4-30 Min Scale: 10 Mv
 5-03(AQ) Processed: 12-12-1991 15:07:29, segment 8, cycle 22
 RAW DATA SAVED IN FILE D:RER222.PTS

***** EXTERNAL STANDARD TABLE *****
 ***** 12-12-1991 15:08:39 Version 5.1 *****
 * Sample Name: LS-03(AQ) **13 MK** Data File: D:RER222 *
 * Date: 12-12-1991 19:29:34 Method: PCB 12-10-1991 10:26:32 # 24 *
 * Interface: 16 Cycle#: 22 Operator DE Channel#: 0 Vial#: N.A. *
 * Starting Peak Width: 2 Threshold: 5 Area Threshold: 10 *

 * Instrument Type: TRACOR 540 Column Type: SPB-5 *
 * Solvent Description: *
 * Conditions: pro #2 *
 * Detector 0: Detector 1: FID *
 * Misc. Information: 9 cc/min He *

 Starting Delay: 4.00 Ending retention time: 30.00
 Area reject: 10 One sample per 0.200 sec.
 Amount injected: 1.00 Dilution factor: 1.00
 Sample Weight: 1.00000

PEAK NUM	RET TIME	PEAK NAME	CONCENTRATION in PPM	NORMALIZED CONC	AREA	HEIGHT	AREA/ HEIGHT BL	REF PEAK	% DELTA RET TIME	CONC/AREA
1	5.797		0.0159	0.9010%	159	57	2.8 1			1.0000E-04
2	6.313		0.1642	9.2833%	1642	343	4.8 1			1.0000E-04
3	6.753		0.0144	0.8117%	144	40	3.6 1			1.0000E-04
4	9.720		0.1813	10.2465%	1813	338	5.4 1			1.0000E-04
5	17.650		0.0244	1.3786%	244	42	5.8 1			1.0000E-04
6	20.277		0.9967	56.3385%	9967	1044	9.5 2			1.0000E-04
7	20.700	DBC	0.3722	21.0404%	94689	9080	10.4 2	7	0	3.9312E-06

TOTAL AMOUNT = 1.7692

$3 \times .075 = .225 / 3.18 = .071$
 $CF = \frac{3.18}{10} = 3.18$

N.Y.

$3 \times .062 = .186 / 3.18 = .058$



4-30 Min Scale: 10 MV
 SD-11 Processed: 12-12-1991 15:44:03, segment 9, cycle 23
 RAW DATA SAVED IN FILE D:\RER223.PTS

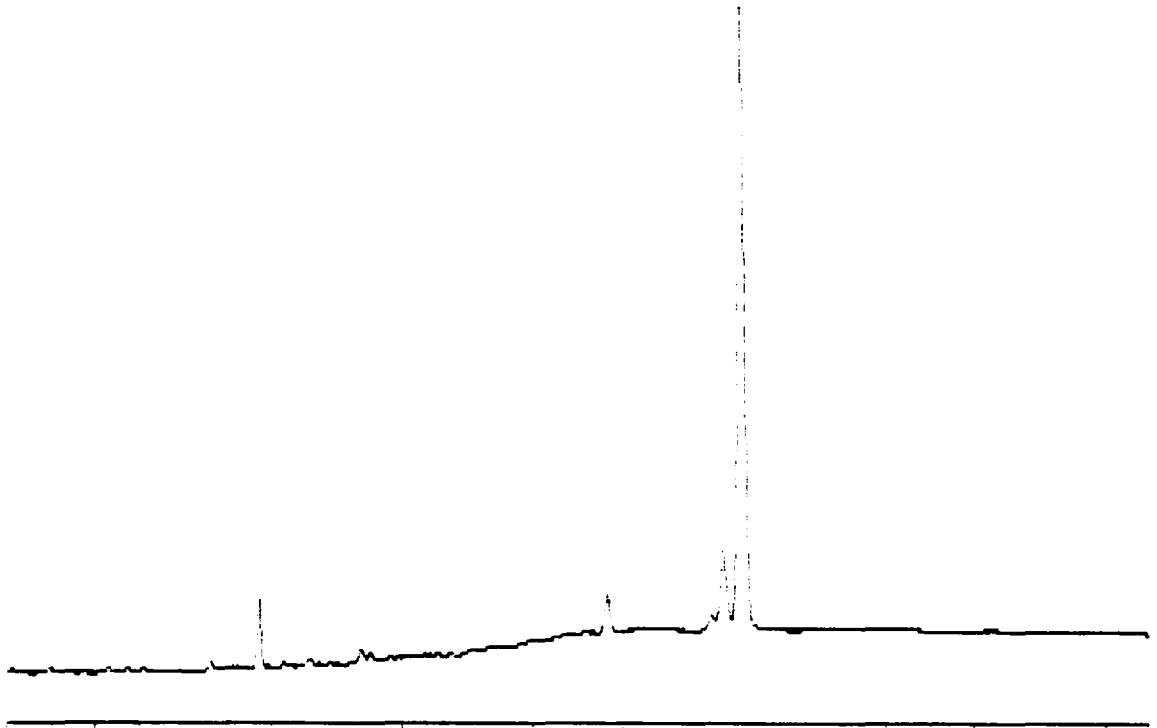
***** EXTERNAL STANDARD TABLE *****
 ***** 12-12-1991 15:45:12 Version 5.1 *****
 * Sample Name: SD-11 *13 MP* Data File: D:\RER223 *
 * Date: 12-12-1991 20:42:48 Method: PCE 12-10-1991 10:26:32 # 24 *
 * Interface: 16 Cycle#: 23 Operator DE Channel#: 0 Vial#: N.A. *
 * Starting Peak Width: 2 Threshold: 5 Area Threshold: 10 *

 Instrument Type: TRACOR 540 Column Type: SPB-5 *
 * Solvent Description: *
 * Conditions: pro #2 *
 * Detector 0: * Detector 1: FID *
 * Misc. Information: 9 cc/min He *

 Starting Delay: 4.00 Ending retention time: 30.00
 Area reject: 10 One sample per: 0.200 sec.
 Amount injected: 1.00 Dilution factor: 1.00
 Sample weight: 1.00000

PEAK NUM	RET TIME	PEAK NAME	CONCENTRATION in PPM	NORMALIZED CONC	AREA	HEIGHT	AREA/ HEIGHT BL	REF PEAK	% DELTA RET TIME	CONC/AREA
1	3.687		0.5431	35.37168	5431	928	5.9 1			1.0000E-04
2	10.803		0.0179	1.16728	179	42	4.2 1			1.0000E-04
3	11.330		0.0173	1.12428	173	41	4.2 1			1.0000E-04
4	12.030		0.0436	2.83728	436	73	6.0 1			1.0000E-04
5	12.877		0.0271	1.76518	271	74	3.7 1			1.0000E-04
6	13.020		0.0090	0.58698	90	33	2.7 1			1.0000E-04
7	13.470		0.0401	3.13558	401	112	4.3 1			1.0000E-04
8	13.793		0.0103	0.67228	103	39	2.7 1			1.0000E-04
9	14.470		0.1443	9.40108	1443	286	5.0 2			1.0000E-04
10	14.587		0.3399	22.14208	3399	501	6.8 2			1.0000E-04
11	16.120		0.0142	0.92628	142	46	3.1 1			1.0000E-04
12	17.800		0.0507	3.29978	507	112	4.5 1			1.0000E-04
13	20.253		0.0549	3.57728	549	75	7.4 1			1.0000E-04
14	20.677	CEL	0.2146	13.99408	5192	4966	10.3 1	14	0	4.1969E-06

TOTAL AMOUNT = 1.5353



-30 Min Scale: 10 Mv
 -17 Processed: 12-12-1991 16:20:42, segment 10, cycle 24
 RAW DATA SAVED IN FILE D:RER224.PTS

```

***** EXTERNAL STANDARD TABLE *****
***** 12-12-1991 16:21:51 Version 5.1 *****
* Sample Name: SD-17 13 MW Data File: D:RER224 *
* Date: 12-12-1991 21:56:05 Method: PCB 12-10-1991 10:26:32 # 24 *
* Interface: 16 Cycle#: 24 Operator DE Channel#: 0 Vial#: N.A. *
* Starting Peak Width: 2 Threshold: 5 Area Threshold: 10 *
*****
* Instrument Type: TRACOR 540 Column Type: SPB-5 *
* Solvent Description: *
* Conditions: pro #2 *
* Detector 0: Detector 1: FID *
* Misc. Information: 9 cc/min He *

```

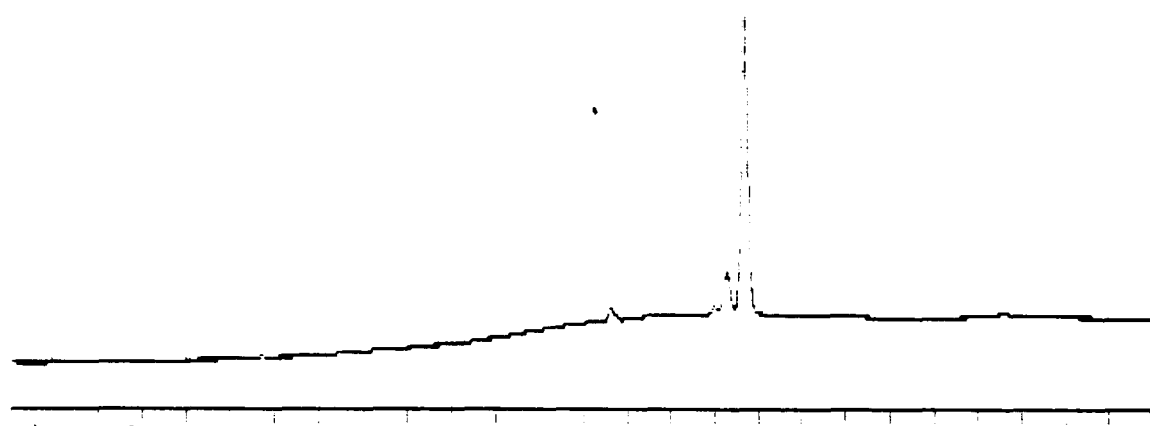
```

Starting Delay: 4.00 Ending retention time: 30.00
Area reject: 10 One sample per 0.200 sec.
Amount injected: 1.00 Dilution factor: 1.00
Sample Weight: 1.00000

```

PEAK NUM	RET TIME	PEAK NAME	CONCENTRATION in PPM	NORMALIZED CONC	AREA	HEIGHT	AREA/ HEIGHT BL	REF PEAK	% DELTA RET TIME	CONC/AREA
1	9.710		0.4365	30.7802%	4365	756	5.8 1			1.0000E-04
2	17.637		0.0349	2.4638%	349	67	5.2 1			1.0000E-04
	20.283		0.6681	47.1077%	6681	745	9.0 1			1.0000E-04
	20.700	DBC	0.2786	19.6483%	68822	6718	10.2 1	4	0	4.0488E-06

TOTAL AMOUNT = 1.4182




4-30 Min Scale: 10 Mv
 LS-03(SD) Processed: 12-12-1991 16:57:15, segment 11, cycle 25
 RAW DATA SAVED IN FILE D:RER225.PTS

```

***** EXTERNAL STANDARD TABLE *****
***** 12-12-1991 16:58:21 Version 5.1 *****
* Sample Name: LS-03(SD) Data File: D:RER225 *
* Date: 12-12-1991 23:09:15 Method: PCB 12-10-1991 10:26:32 # 24 *
* Interface: 16 Cycle#: 25 Operator DE Channel#: 0 Vial#: N.A. *
* Starting Peak Width: 2 Threshold: 5 Area Threshold: 10 *
*****
* Instrument Type: TRACOR 540 Column Type: SPB-5 *
* Solvent Description: *
* Conditions: pro #2 *
* Detector 0: Detector 1: FID *
* Misc. Information: 9 cc/min He *
*****
Starting Delay: 4.00 Ending retention time: 30.00
Area reject: 10 One sample per 0.200 sec.
Amount injected: 1.00 Dilution factor: 1.00
Sample Weight: 1.00000
  
```

PEAK NUM	RET TIME	PEAK NAME	CONCENTRATION in PPM	NORMALIZED CONC	AREA	HEIGHT	AREA/ HEIGHT BL	REF PEAK	% DELTA RET TIME	CONC/AREA
1	20.270		0.0426	21.9942%	426	57	7.5 1			1.0000E-04
2	20.680	DBC	0.1510	78.0058%	33551	3309	10.1 1	2	0	4.5011E-06

TOTAL AMOUNT = 0.1936



4-30 Min Scale: 10 Mv

Processed: 12-12-1991 20:41:46, segment 2, cycle 27

RAW DATA SAVED IN FILE D:RER227.PTS

***** EXTERNAL STANDARD TABLE *****

***** 12-12-1991 20:42:54 Version 5.1 *****

* Sample Name: ~~LS-31D~~ *LS-31D* Data File: D:RER227 *

* Date: 12-12-1991 21:19:35 Method: PCB 12-10-1991 10:26:32 # 24 *

* Interface: 16 Cycle#: 27 Operator DE Channel#: 0 Vial#: N.A. *

* Starting Peak Width: 2 Threshold: 5 Area Threshold: 10 *

* Instrument Type: TRACOR 540 Column Type: SPB-5 *

* Solvent Description: *

* Conditions: pro #2 *

* Detector 0: Detector 1: FID *

* Misc. Information: 9 cc/min He *

Starting Delay: 4.00 Ending retention time: 30.00


Area reject: 10 One sample per 0.200 sec.

Amount injected: 1.00 Dilution factor: 1.00

Sample Weight: 1.00000

PEAK NUM	RET TIME	PEAK NAME	CONCENTRATION in PPM	NORMALIZED CONC	AREA	HEIGHT	AREA/ HEIGHT BL	REF PEAK	% DELTA RET TIME	CONC/AREA
1	4.960		0.0163	0.7865%	163	51	3.2 1			1.0000E-04
2	6.300		0.1031	4.9892%	1032	227	4.5 1			1.0000E-04
3	9.713		0.2783	13.4610%	2783	498	5.6 1			1.0000E-04
4	11.500		0.3233	15.6386%	3233	540	6.0 1			1.0000E-04
5	12.253		0.0247	1.1947%	247	62	4.0 1			1.0000E-04
6	12.727		0.0267	1.2895%	267	64	4.2 1			1.0000E-04
7	17.623		0.0265	1.2808%	265	67	4.0 1			1.0000E-04
8	20.267		0.9162	44.3179%	9162	991	9.2 2			1.0000E-04
9	20.683 OBC		0.3523	17.0417%	89185	8617	10.3 2	9	0	3.9505E-06

1
.93
5 x .93 = .93
937 sec



4-30 Min Scale: 10 MV
Processed: 12-12-1991 21:22:07, segment 0, cycle 28
RAW DATA SAVED IN FILE D:\RER229.PTO

***** EXTERNAL STANDARD TABLE *****

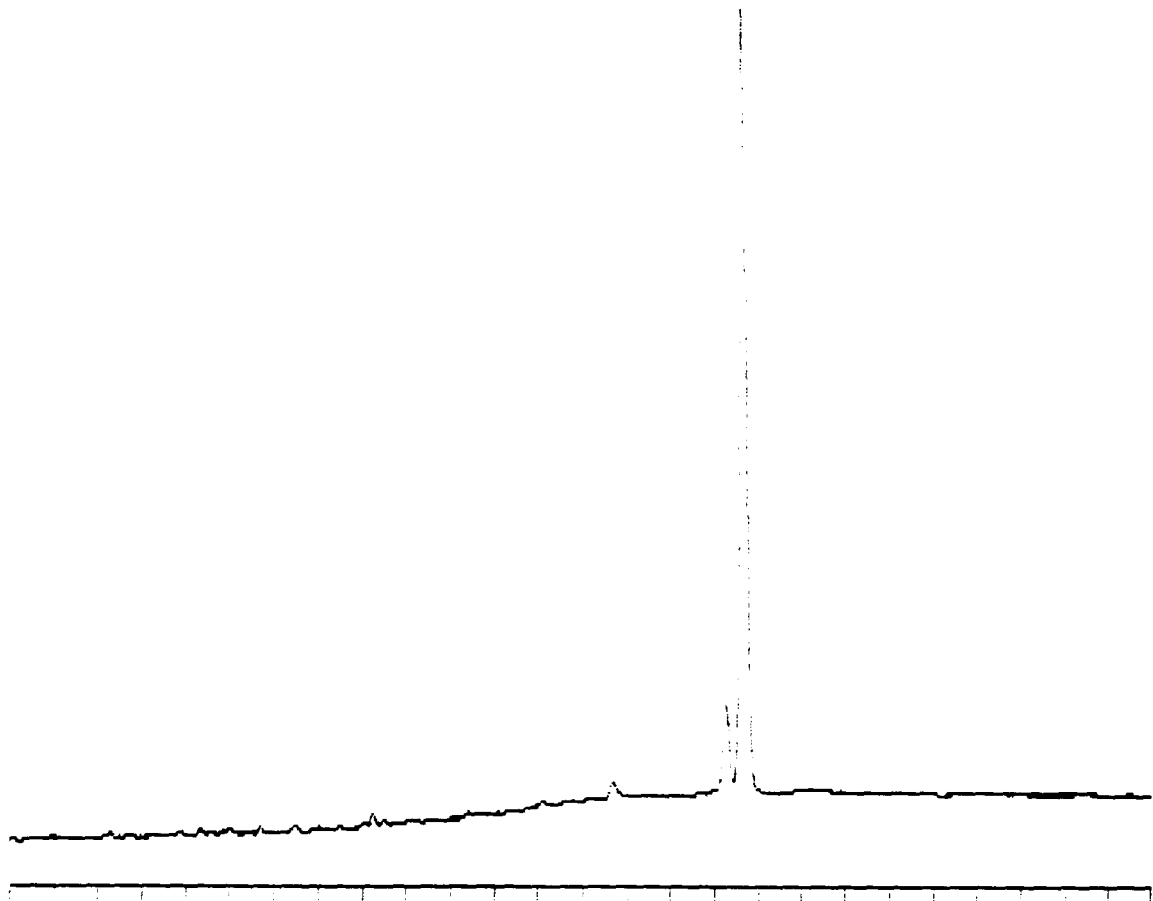
***** 12-12-1991 21:23:16 Version 5.1 *****
* Sample Name: LS-31SPK 13 (MP) Data File: D:\RER228 *
* Date: 12-12-1991 22:36:37 Method: PCB 12-10-1991 10:26:32 # 24 *
* Interface: 16 Cycle#: 28 Operator DE Channel#: 0 Vial#: N.A. *
* Starting Peak Width: 2 Threshold: 5 Area Threshold: 10 *

* Instrument Type: TRACOR 540 Column Type: SPB-5 *
* Solvent Description: *
* Conditions: pro #2 *
* Detector 0: Detector 1: FID *
* Misc. Information: 9 cc/min He *

Starting Delay: 4.00 Ending retention time: 30.00
Area reject: 10 One sample per 0.200 sec.
Amount injected: 1.00 Dilution factor: 1.00
Sample Weight: 1.00000

PEAK NUM	RET TIME	PEAK NAME	CONCENTRATION IN PPM	NORMALIZED CONC	AREA	HEIGHT	AREA/ HEIGHT BL	REF PEAK	% DELTA RET TIME	CONC/AREA
1	4.933		0.0700	0.56748	700	175	4.0 1			1.0000E-04
2	6.277		0.2516	2.03803	2516	489	5.1 1			1.0000E-04
3	9.603		0.7822	6.33828	7822	1319	5.9 1			1.0000E-04
4	11.477		0.5766	4.67178	5766	914	6.3 1			1.0000E-04
5	12.237		0.0341	0.27668	341	76	4.5 1			1.0000E-04
6	12.710		0.1317	1.06728	1317	252	5.2 2			1.0000E-04
7	12.887		0.3656	2.96208	3656	662	5.5 2			1.0000E-04
8	13.477		0.2108	1.70828	2108	363	5.8 1			1.0000E-04
9	14.597		1.3139	10.64608	13139	1490	8.8 1			1.0000E-04
10	14.997		0.0469	0.37988	469	101	4.7 2			1.0000E-04
11	15.147		0.9695	7.85588	9695	1522	6.4 2			1.0000E-04
12	15.743		0.1982	1.60638	1982	452	4.4 2			1.0000E-04
13	15.870		0.8212	6.65388	8212	1108	7.4 2			1.0000E-04
14	16.127		1.7380	14.08268	17380	2374	7.3 2			1.0000E-04
15	16.477		0.0671	0.54408	671	72	9.3 1			1.0000E-04
16	16.747		1.5850	12.84248	15850	1930	8.2 1			1.0000E-04
17	17.293		0.4140	3.35408	4140	740	5.6 1			1.0000E-04
18	17.493		0.0678	0.54928	678	123	5.5 1			1.0000E-04
19	18.127		1.4324	11.60458	14324	1744	8.2 1			1.0000E-04
20	19.010		0.0292	0.23668	292	51	5.7 1			1.0000E-04
21	20.250		0.9446	7.65408	9446	1052	9.0 1			1.0000E-04
22	20.667	DBC	0.2911	2.35868	72261	7069	10.2 1	22	0	4.0283E-06

TOTAL AMOUNT = 12.3416



4-30 Min Scale: 10 Mv

K-H2O-12 Processed: 12-12-1991 21:57:30, segment 4, cycle 29

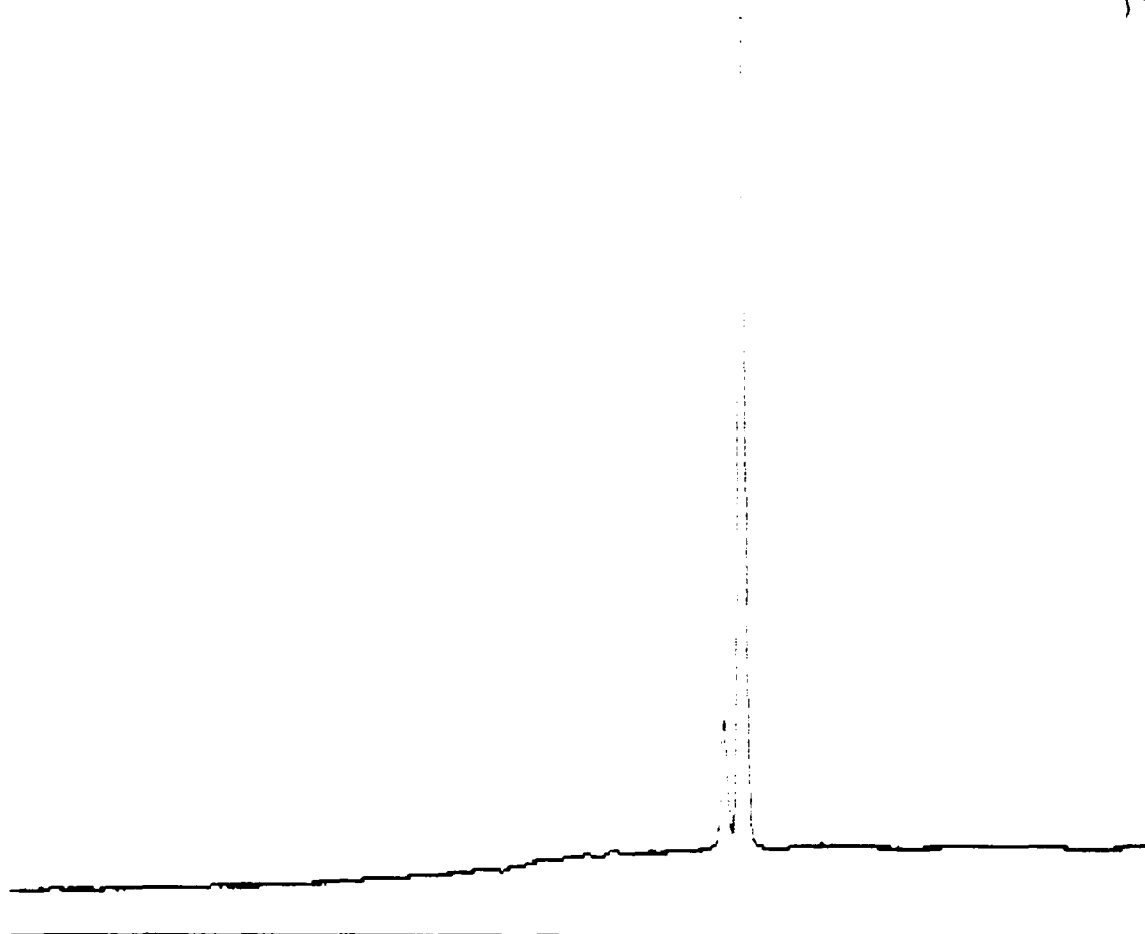
RAW DATA SAVED IN FILE D:RER229.PTS

```

***** EXTERNAL STANDARD TABLE *****
***** 12-12-1991 21:58:36 Version 5.1 *****
* Sample Name: BLK-H2O-12/11 13M Data File: D:RER229 *
* Date: 12-12-1991 23:51:06 Method: PCB 12-10-1991 10:26:32 # 24 *
* Interface: 16 Cycle#: 29 Operator DE Channel#: 0 Vial#: N.A. *
* Starting Peak Width: 2 Threshold: 5 Area Threshold: 10 *
*****
* Instrument Type: TRACOR 540 Column Type: SPB-5 *
* Solvent Description: *
* Conditions: pro #2 *
* Detector 0: Detector 1: FID *
* Misc. Information: 9 cc/min He *
*****
Starting Delay: 4.00 Ending retention time: 30.00
Area reject: 10 One sample per 0.200 sec.
Amount injected: 1.00 Dilution factor: 1.00
Sample Weight: 1.00000
  
```

PEAK NUM	RET TIME	PEAK NAME	CONCENTRATION in PPM	NORMALIZED CONC	AREA	HEIGHT	AREA/ HEIGHT BL	REF PEAK	% DELTA RET TIME	CONC/AREA
1	20.257		0.0641	15.6710%	641	98	6.6 1			1.0000E-04
2	20.673	DBC	0.3447	84.3290%	87083	8480	10.3 1	2	0	3.9585E-06

TOTAL AMOUNT = 0.4088



4-30 Min Scale: 10 Mv

K-S12/11 Processed: 12-12-1991 22:34:13, segment 5, cycle 30

RAW DATA SAVED IN FILE D:RER230.PTS

***** EXTERNAL STANDARD TABLE *****

***** 12-12-1991 22:35:19 Version 5.1 *****

* Sample Name: BLK-S12/11 Data File: D:RER230 *

* Date: 12-13-1991 01:04:32 Method: PCB 12-10-1991 10:26:32 # 24 *

* Interface: 16 Cycle#: 30 Operator DE Channel#: 0 Vial#: N.A. *

* Starting Peak Width: 2 Threshold: 5 Area Threshold: 10 *

* Instrument Type: TRACOR 540 Column Type: SPB-5 *

* Solvent Description: *

* Conditions: pro #2 *

* Detector 0: Detector 1: FID *

* Misc. Information: 9 cc/min He *

Starting Delay: 4.00 Ending retention time: 30.00

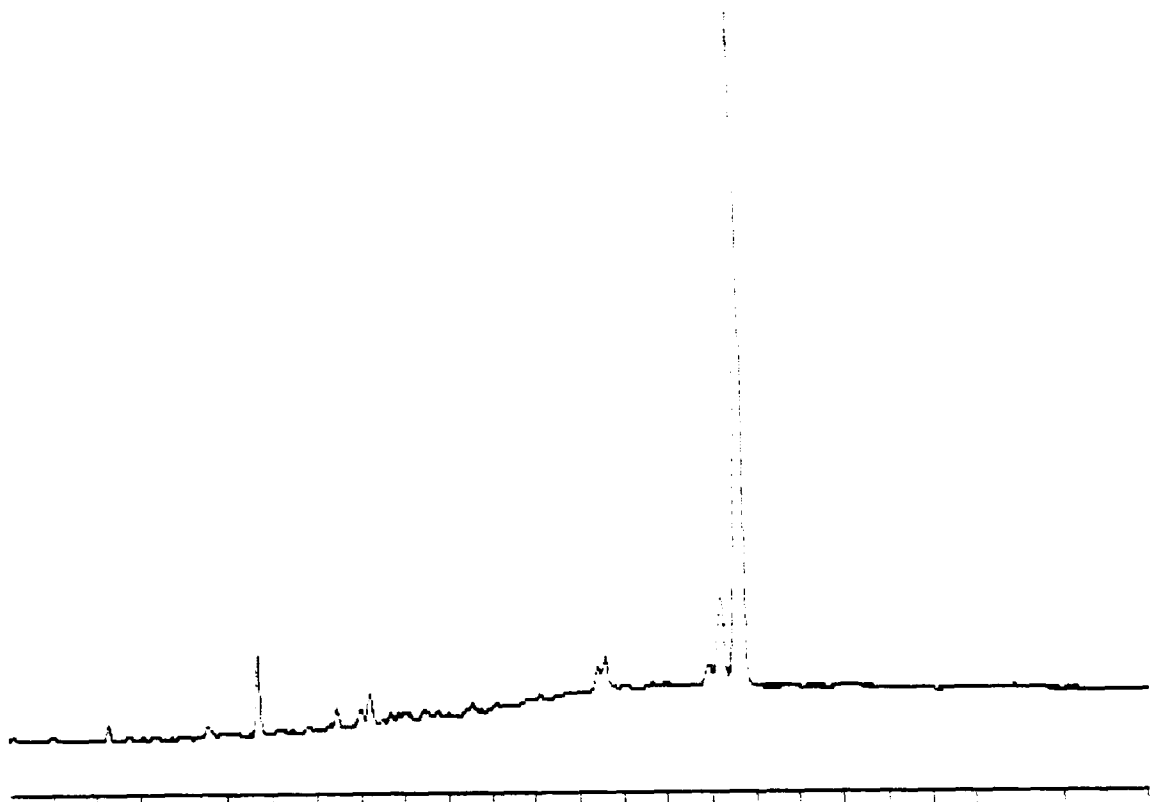
Area reject: 10 One sample per 0.200 sec.

Amount injected: 1.00 Dilution factor: 1.00

Sample Weight: 1.00000

PEAK NUM	RET TIME	PEAK NAME	CONCENTRATION in PPM	NORMALIZED CONC	AREA	HEIGHT	AREA/ HEIGHT BL	REF PEAK	% DELTA RET TIME	CONC/AREA
1	20.257		1.2844	75.4585%	12844	1322	9.7 2			1.0000E-04
2	20.677	DBC	0.4177	24.5415%	107255	10337	10.4 2	2	0	3.8946E-06

TOTAL AMOUNT = 1.7021



30 Min Scale: 10 Mv
 -31 Processed: 12-12-1991 23:13:33, segment 6, cycle 31
 RAW DATA SAVED IN FILE D:RER231.PTS

***** EXTERNAL STANDARD TABLE *****

***** 12-12-1991 23:14:42 Version 5.1 *****
 * Sample Name: LS-31 SD 13 (MP) Data File: D:RER231 *
 * Date: 12-13-1991 02:20:38 Method: PCB 12-10-1991 10:26:32 # 24 *
 * Interface: 16 Cycle#: 31 Operator DE Channel#: 0 Vial#: N.A. *
 * Starting Peak Width: 2 Threshold: 5 Area Threshold: 10 *

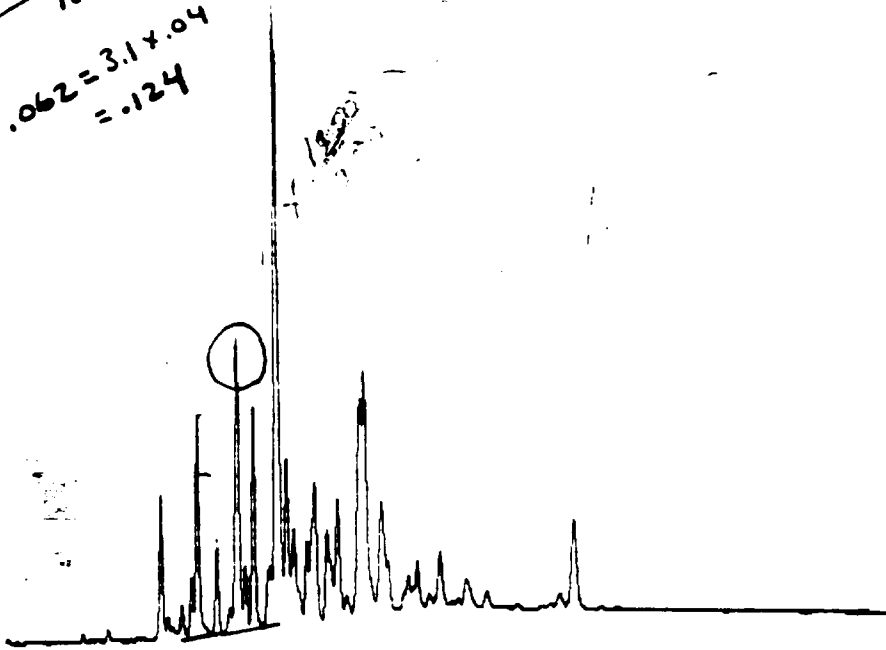
 * Instrument Type: TRACOR 540 Column Type: SPB-5 *
 * Solvent Description: *
 * Conditions: pro #2 *
 * Detector 0: Detector 1: FID *
 * Misc. Information: 9 cc/min He *

Starting Delay: 4.00 Ending retention time: 30.00
 Area reject: 10 One sample per 0.200 sec.
 Amount injected: 1.00 Dilution factor: 1.00
 Sample Weight: 1.00000

PEAK NUM	RET TIME	PEAK NAME	CONCENTRATION in PPM	NORMALIZED CONC	AREA	HEIGHT	AREA/ HEIGHT BL	REF PEAK	% DELTA RET TIME	CONC/AREA
1	9.677		0.4875	30.9414%	4875	842	5.8 1			1.0000E-04
2	7.220		0.0239	1.5143%	239	55	4.4 1			1.0000E-04
3	7.423		0.0214	1.3595%	214	45	4.8 1			1.0000E-04
4	20.207		0.7462	47.3584%	7462	824	9.1 1			1.0000E-04
5	20.620	DBC	0.2966	18.8264%	73793	7196	10.3 1	5	0	4.0198E-06

TOTAL AMOUNT = 1.5756

$50 \times 0.075 = 3.75 \times 0.04 = 0.15 \text{ ppm}$
 $CF = \frac{1000}{R} = 100$
 $DF = \frac{1000}{250} = 4$
 $\frac{DF}{CF} = \frac{4}{100} = .04$
 1016
 $50 \times 0.062 = 3.1 \times 0.04 = .124$



4-30 Min Scale: 10 Mv
 SW-35 250 Processed: 12-12-1991 23:48:04, segment 7, cycle 32
 RAW DATA SAVED IN FILE D:RER232.PTS

******* EXTERNAL STANDARD TABLE *******
 ***** 12-12-1991 23:49:15 Version 5.1 *****
 * Sample Name: SW-35 250 13 Data File: D:RER232 *
 * Date: 12-13-1991 03:32:19 Method: PCB 12-10-1991 10:26:32 # 24 *
 * Interface: 16 Cycle#: 32 Operator DE Channel#: 0 Vial#: N.A. *
 * Starting Peak Width: 2 Threshold: 5 Area Threshold: 10 *

 * Instrument Type: TRACOR 540 Column Type: SPB-5 *
 * Solvent Description: *
 * Conditions: pro #2 *
 * Detector 0: Detector 1: FID *
 * Misc. Information: 9 cc/min He *

 Starting Delay: 4.00 Ending retention time: 30.00
 Area reject: 10 One sample per 0.200 sec.
 Amount injected: 1.00 Dilution factor: 1.00
 Sample Weight: 1.00000

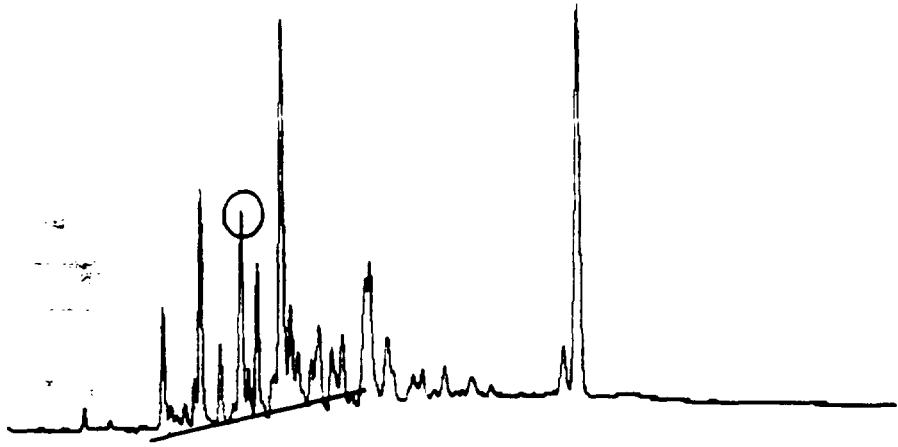
PEAK NUM	RET TIME	PEAK NAME	CONCENTRATION IN PPM	NORMALIZED CONC	AREA	HEIGHT	AREA/ HEIGHT	REF PEAK	% DELTA RET TIME	CONC/AREA
21	14.570		2.3623	8.24978	23623	3024	7.8 2			1.0000E-04
22	15.070		0.9099	3.45708	9099	1111	8.9 1			1.0000E-04
23	15.737		0.0190	0.06928	190	31	6.4 1			1.0000E-04
24	15.853		0.0200	0.06988	200	59	3.4 1			1.0000E-04
25	16.113		0.2654	0.92688	2654	450	5.9 1			1.0000E-04
	16.760		0.4739	1.65518	4739	623	7.6 1			1.0000E-04
	17.523		0.0368	0.12848	368	59	6.2 1			1.0000E-04
	20.653 DBC		0.0699	0.24432	11146	1137	9.8 1	28	0	6.2752E-06

TOTAL AMOUNT = 28.6355

$35 \times 0.075 = 2.625 \times 0.04 = .105$
 $CF = \frac{1000}{8} = 100$
 $DF = \frac{1000}{250} = 4$
 $\frac{DF}{CF} = \frac{4}{100} = .04$

1242

$35 \times 0.062 = 2.17 \times 0.04$
 $= .087$
 1016

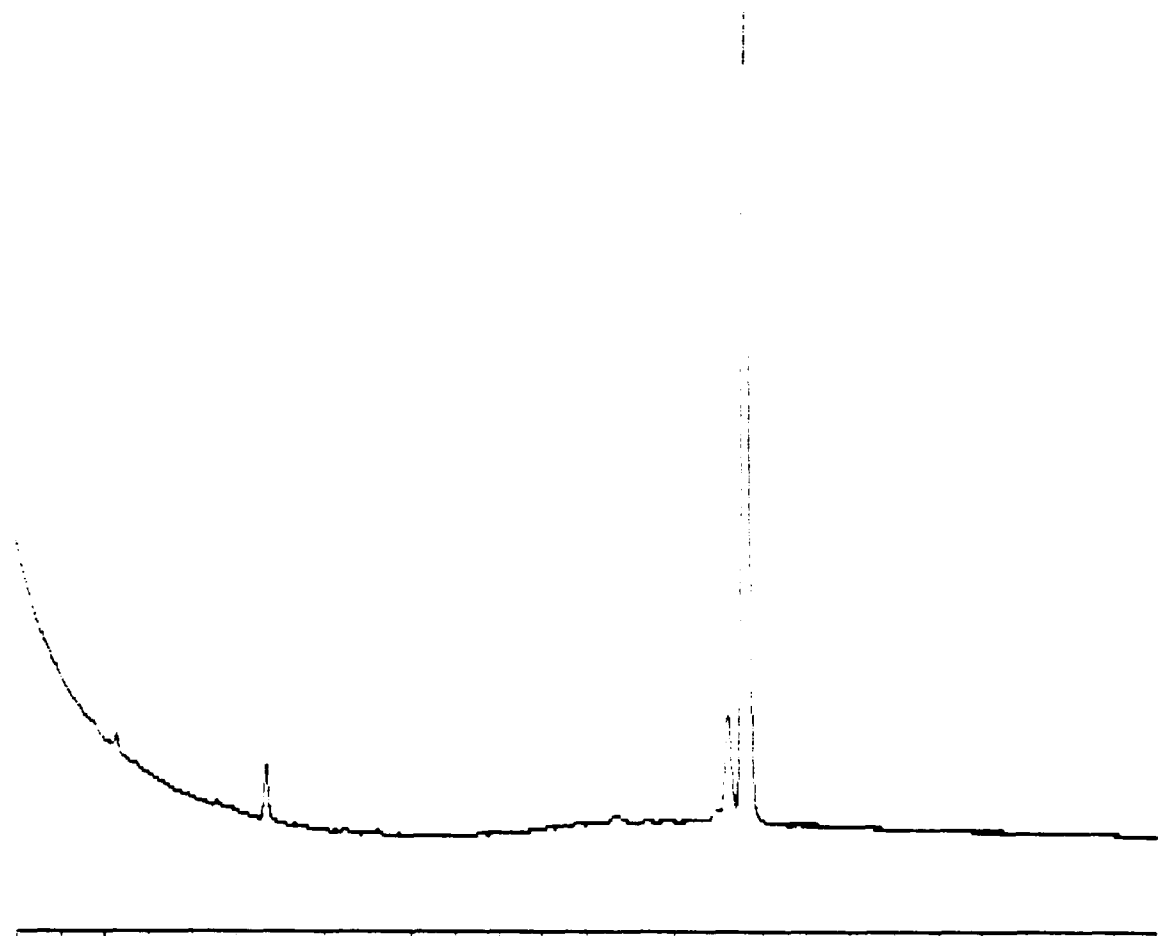


4-30 Min Scale: 10 Mv
 SW-5 250 Processed: 12-13-1991 00:24:49, segment 8, cycle 33
 RAW DATA SAVED IN FILE D:RER233.PTS

******* EXTERNAL STANDARD TABLE *******
 ***** 12-13-1991 00:25:59 Version 5.1 *****
 * Sample Name: SW-5 250 ¹⁴ *MP* Data File: D:RER233 *
 * Date: 12-13-1991 04:45:47 Method: PCB 12-10-1991 10:26:32 # 24 *
 * Interface: 16 Cycle#: 33 Operator DE Channel#: 0 Vial#: N.A. *
 * Starting Peak Width: 2 Threshold: 5 Area Threshold: 10 *
 * Instrument Type: TRACOR 540 Column Type: SPB-5 *
 * Solvent Description: *
 * Conditions: pro #2 *
 * Detector 0: * Detector 1: FID *
 * Misc. Information: 9 cc/min He *
 Starting Delay: 4.00 Ending retention time: 30.00
 Area reject: 10 One sample per 0.200 sec.
 Amount injected: 1.00 Dilution factor: 1.00
 Sample weight: 1.00000

PEAK NUM	RET TIME	PEAK NAME	CONCENTRATION in PPM	NORMALIZED CONC	AREA	HEIGHT	AREA/ HEIGHT DL	REF PEAK	% DELTA RET TIME	CONC/AREA
20	14.447		1.3377	6.59168	13377	1565	8.5 2			1.0000E-04
21	14.573		1.3416	6.61068	13416	1739	7.7 2			1.0000E-04
22	15.073		0.0457	0.42248	857	117	7.3 1			1.0000E-04
23	16.110		0.0230	0.11378	230	61	3.8 1			1.0000E-04
24	16.750		0.0336	0.16578	336	60	4.9 1			1.0000E-04
25	20.223		0.4903	2.41618	4903	557	8.8 2			1.0000E-04
26	20.640	DBC	0.2285	1.12608	54965	5350	10.3 2	26	0	4.1572E-06

TOTAL AMOUNT = 20.2942



4-30 Min Scale: 10 MV
 SW-12 Processed: 12-13-1991 01:01:33, segment 9, cycle 34
 RAW DATA SAVED IN FILE D:\RER234.PTS

***** EXTERNAL STANDARD TABLE *****


***** 12-13-1991 01:02:43 Version 5.1 *****
 * Sample Name: SW-12 ¹⁴ 44 Data File: D:\RER234 *
 * Date: 12-13-1991 05:59:14 Method: PCB 12-10-1991 10:26:32 # 24 *
 * Interface: 16 Cycle#: 34 Operator DE Channel#: 0 Vial#: N.A. *
 * Starting Peak Width: 2 Threshold: 5 Area Threshold: 10 *

 * Instrument Type: TRACOR 540 Column Type: SPB-5 *
 * Solvent Description: *
 * Conditions: pro #2 *
 * Detector 0: Detector 1: FID *
 * Misc. Information: 9 cc/min He *

Starting Delay: 4.00 Ending retention time: 30.00
 Area reject: 10 One sample per 0.200 sec.
 Amount injected: 1.00 Dilution factor: 1.00
 Sample Weight: 1.00000

PEAK NUM	RET TIME	PEAK NAME	CONCENTRATION in PPM	NORMALIZED CONC	AREA	HEIGHT	AREA/ HEIGHT BL	REF PEAK	% DELTA RET TIME	CONC/AREA
1	9.687		0.3215	19.3696%	3215	542	5.9 1			1.0000E-04
2	20.217		0.9572	57.6757%	9572	1015	9.4 2			1.0000E-04
3	20.627	DBC	0.3810	22.9547%	97097	9360	10.4 2	3	0	3.9235E-06

TOTAL AMOUNT = 1.6596



--30 Min Scale: 10 MV
 SW-36 Processed: 12-13-1991 01:38:09, segment 10, cycle 35
 RAW DATA SAVED IN FILE D:RER235.PTS

```

***** EXTERNAL STANDARD TABLE *****
***** 12-13-1991 01:39:19 Version 5.1 *****
* Sample Name: SW-36                               Data File: D:RER235 *
* Date: 12-13-1991 07:12:26 Method: PCB 12-10-1991 10:26:32 # 24 *
* Interface: 16 Cycle#: 35 Operator DE Channel#: 0 Vial#: N.A. *
* Starting Peak Width: 2 Threshold: 5 Area Threshold: 10 *
*****
* Instrument Type: TRACOR 540                      Column Type: SPB-5 *
* Solvent Description: *
* Conditions: pro #2 *
* Detector 0: *
* Detector 1: FID *
* Misc. Information: 9 cc/min He *
*****
Starting Delay: 4.00 Ending retention time: 30.00
Area reject: 10 One sample per 0.200 sec.
Amount injected: 1.00 Dilution factor: 1.00
Sample Weight: 1.00000
  
```

PK	RET	PEAK	CONCENTRATION in	NORMALIZED	AREA	HEIGHT	AREA/	REF	% DELTA	
Y	TIME	NAME	PPM	CONC			HEIGHT BL	PEAK	RET TIME	CONC/AREA
1	9.683		0.2036	13.1729%	2036	376	5.4 1			1.0000E-04
2	20.233		0.9422	60.9635%	9422	991	9.5 2			1.0000E-04
3	20.647	DBC	0.3997	25.8636%	102279	9797	10.4 2	3	0	3.9080E-06

TOTAL AMOUNT = 1.5454

BENNINGTON LANDFILL - LEI
DAILY ANALYSIS SEQUENCE

NO.	SAMPLE	MTD FILE	DATA FILE	DATE TIME	DILUTIONS & COMMENTS
CAL CHK #9					
150	1232	PCB	RER310	12/16/91 3:57:13	Miss, rerun at #154
151*	1016	PCB	RER311	12/16/91 4:33:15	
152	1248	PCB	RER312	12/16/91 7:02:37	Miss; we are recalibrating 1248
153*	1221, 1260	PCB	RER313	12/16/91 19:38:15	1221 Hit 1260 Miss; rerun #156
154	1232 RE	PCB	RER314	12/16/91 20:13:59	Miss; rerun at #155
155*	1232 RE	PCB	RFR216	12/16/91 21:38:25	
156	1260 RE	PCB	RFR217	12/16/91 22:17:07	Miss, we are recalbrating for 1260.
1260, 1248		RECALIBRATION			
156A	1260.1	PCB	RFR24		
156B	1260 1.0	PCB	RFR25		
156C	1260 2.5	PCB	RFR26		
156D	1248.5	PCB	RER31		
156E	1248 1.0	PCB	RER32		
156F	1248 3.5	PCB	RER33		

* = Samples used for Quantitative Analysis.

H182:16

**BENNINGTON LANDFILL - LFI
DAILY ANALYSIS SEQUENCE (CONTINUED)**

NO.	SAMPLE	MTD FILE	DATA FILE	DATE TIME	DILUTIONS & COMMENTS
CAL CHK #9 (CONTINUED)					
157	1232	PCB	RFR27	12/17/91 1034:59	
157A	1260	PCB	RFR28	12/17/91 11:47:27	Miss; due to low injection volume rerun at #161
158	1254	PCB	RFR29	12/17/91 12:23:34	
159*	1248	PCB	RFR210	12/17/91 12:59:50	
160*	1242	PCB	RFR211	12/17/91 11:11:03	
161*	1260	PCB	R11	12/17/91 9:35:16	
162*	PE TT0003899	PCB	LD13	12/18/91 13:39:28	
163*	PE 0003446	PCB	LD17	12/18/91 16:06:32	50 ul 1 ml
164	PE 0003446	PCB	LD18	12/18/91 16:42:56	100 ul 1 ml
165	SD-19	PCB	LD19	12/18/91 18:40:15	
166*	SD-23	PCB	LD110	12/18/91 19:12:14	
168	SD-22	PCB	LD112	12/18/91 20:24:31	

* = Samples used for Quantitative Analysis.

H182:17

**BENNINGTON LANDFILL - LEI
DAILY ANALYSIS SEQUENCE (CONTINUED)**

NO.	SAMPLE	MTD FILE	DATA FILE	DATE TIME	DILUTIONS & COMMENTS
CAL CHK #9 (CONTINUED)					
169	SD-22D	PCB	LD113	12/18/91 21:00:45	
170	MTD BLK SOIL 12/16	PCB	LD114	12/18/91 21:37:01	
171	MTD BLK H ₂ O 12/16	PCB	LD115	12/18/91 22:13:27	
172*	SD-18	PCB	LD116	12/18/91 22:49:59	
173*	FB121291	PCB	LD117	12/18/91 23:26:30	
174	SD-31	PCB	LD118	12/18/91 00:03:06	

* = Samples used for Quantitative Analysis.

H182:18

PESTICIDE AND PCB DAILY STANDARD CHECK

Calibration Dates: <u>12/4/91</u>		Check Standard Date: <u>12/17</u>	
Instrument I.D.: <u>GCB</u>		Analyst: <u>VJ</u> # <u>9</u>	
Compound	Calibration Avg. rf	Check Standard rf	% Difference
alpha-BHC			
gamma-BHC			
beta-BHC			
delta-BHC			
Heptachlor			
Aldrin			
Heptachlor epoxide			
Endosulfan I			
4-4'-DDE			
Dieldrin			
Ethion			
4-4'-DDD			
Endosulfan II			
4-4'-DDT			
Ethion Aldehyde			
Endosulfan Sulfate			
Methoxychlor			
DIC			
Toxaphene			
Chlordane			
Aroclor-1016 10.88	.062	.057	8.1
Aroclor-1221 7.14	.176	.167	5.1
Aroclor-1232 9.78	.133	.114	14.3
Aroclor-1242 10.82	.075	.074	1.3
Aroclor-1248 12.05	.066	RECALIBRATE	
Aroclor-1254 15.04	.037	.036	2.7
Aroclor-1260 18.23	.041	RECALIBRATE	

% Difference must be <15 for EPA Methods 608 and 81-846 8080

PESTICIDE AND PCB DAILY STANDARD CHECK

Calibration Dates: 12/4/91

Check Standard Date: 12/17

Instrument I.D.: GCB

Analyst: MF RECAL 1260

Compound	Calibration Avg. \bar{r}_t	Check Standard \bar{r}_t	% Difference
alpha-BHC			
gamma-BHC			
beta-BHC			
delta-BHC			
Heptachlor			
Aldrin			
Heptachlor epoxide			
Endosulfan I			
4-4'-DDE			
Dieldrin			
Endrin			
4-4'-DDD			
Endosulfan II			
4-4'-DDT			
Endrin Aldehyde			
Endosulfan Sulfate			
Methoxychlor			
DBC			
Toxaphene			
Chlordane			
Aroclor-1016			
Aroclor-1221			
Aroclor-1232			
Aroclor-1242			
Aroclor-1248 12.05	.031	.031	0
Aroclor-1254			
Aroclor-1260 18.23	.025	.028	12

% Difference must be <15 for EPA Methods 608 and SW-846 8080

PESTICIDE AND PCB INITIAL CALIBRATION

Calibration Dates: 12/17/91 RECALIBRATE ¹²⁴⁸ ₁₂₆₀
 Instrument I.D.: GCB Analyst: MY


Compound	cong.1 rf	cong.2 rf	cong.3 rf	cong.4 rf	cong.5 rf	WSD	avg. rf
alpha-BHC							
gamma-BHC							
beta-BHC							
delta-BHC							
Heptachlor							
Aldrin							
Heptachlor epoxide							
Endosulfan I							
4-4'-DDE							
Dieldrin							
Endrin							
4-4'-DDD							
Endosulfan II							
4-4'-DDT							
Endrin Aldehyde							
Endosulfan Sulfate							
Methoxychlor							
DGC							
Toxaphene							
Chlordane							
Aroclor-1016	N/A						
Aroclor-1221	N/A						
Aroclor-1232	N/A						
Aroclor-1242	N/A						
Aroclor-1248	12.05	.026	.029	.038		20	.031
Aroclor-1254	N/A						
Aroclor-1260	18.23	.025	.024	.027		6.12	.025

PLOT ✓

EPA Method 608 WSD <10 use avg. rf; >10 plot curve (3 points)
 EPA Method 81-046-8080 WSD <20 use avg. rf; >20 plot curve (5 points)

AT

95-11




30 Min Scale: 10 Mv
 02 Processed: 12-16-1991 03:55:58, segment 3, cycle 10
 RAW DATA SAVED IN FILE D:\RER310.PTS

```

***** EXTERNAL STANDARD TABLE *****
***** 12-16-1991 03:57:15 Version 5.1 *****
* Sample Name: 622 Data File: 0355112
* Date: 12-16-1991 05:17:55 Method: PCB 12-10-1991 10:28 32 # 24
* Interface: 16 Cycle#: 10 Operator Channel#: 0 Vial#: 1A
* Starting Peak Width: 2 Threshold: 5 Area Threshold: 10
*****
* Instrument Type: TRACOR 540 Column Type: SPB-5
* Solvent Description:
* Conditions: pro #2
* Detector 0: Detector 1: FID
* Misc. Information: 9 cc/min He
*****
Starting Delay: 4.00 Ending retention time: 30.00
Area reject: 10 One sample per 0.200 sec.
Amount injected: 1.00 Dilution factor: 1.00
Sample Weight: 1.00000
  
```

PEAK NUM	RET TIME	PEAK NAME	CONCENTRATION in PPM	NORMALIZED CONC	AREA	HEIGHT	AREA/ HEIGHT BL	REF PEAK	% DELTA RET TIME	CONC/AREA
1	7.193		0.0264	0.6153%	264	79	3.3 1			1.0000E-04
2	9.430		0.0203	0.4743%	204	57	3.6 1			1.0000E-04
3	9.710		0.0182	0.4246%	182	57	3.2 1			1.0000E-04
4	9.887		0.4502	10.4911%	4502	754	6.0 1			1.0000E-04
5	11.007		0.0558	1.3000%	558	121	4.6 1			1.0000E-04
6	11.537		0.0335	0.7805%	335	99	3.8 1			1.0000E-04
7	12.227		0.8786	20.4750%	8786	1117	7.9 1			1.0000E-04
8	12.510		0.2851	6.6436%	2851	498	5.7 2			1.0000E-04
9	12.720		0.1288	3.0023%	1288	249	5.2 2			1.0000E-04

125 = 0.051



4-30 Min Scale: 10 MV
Processed: 12-16-1991 04:32:00, segment 4, cycle 11
RAW DATA SAVED IN FILE D:\RER311.PTS

```


***** EXTERNAL STANDARD TABLE *****
***** 12-16-1991 04:33:15 Version 5.1 *****
* Sample Name: ck16                               Data File: D:\RER311
* Date: 12-16-1991 06:00:00 Method: PCB 12-10-1991 10:26:32 # 24
* Interface: 15 Cycle#: 11 Operator Channel#: 0 Volt#: N.A.
* Starting Peak Width: 2 Threshold: 5 Area Threshold: 10
*****
* Instrument Type: TRACOR 540 Column Type: SPB-5
* Solvent Description:
* Conditions: pro #2
* Detector 0: Detector 1: FID
* Misc. Information: 9 cc/min He
*****
Starting Delay: 4.00 Ending retention time: 30.00
Area reject: 10 One sample per 0.200 sec.
Amount injected: 1.00 Dilution factor: 1.00
Sample weight: 1.00000

```

PEAK NUM	RET TIME	PEAK NAME	CONCENTRATION in PPM	NORMALIZED CONC	AREA	HEIGHT	AREA/ HEIGHT BL	REF PEAK	% DELTA RET TIME	CONC/AREA
1	9.897		0.4400	5.1291%	4400	742	5.9 1			1.0000E-04
2	11.020		1.1183	13.0360%	11183	1334	8.4 1			1.0000E-04
3	11.550		0.6150	7.1691%	6150	879	6.3 1			1.0000E-04
4	11.967		0.0250	0.2910%	250	60	4.2 1			1.0000E-04
5	12.237		2.1661	25.2507%	21661	2734	7.9 1			1.0000E-04
6	12.523		0.7212	8.4074%	7212	1201	6.0 2			1.0000E-04
7	12.737		0.3305	3.8522%	3305	603	5.5 2			1.0000E-04
8	13.107		0.3663	4.2704%	3663	678	5.4 2			1.0000E-04
9	13.247		0.1450	1.6908%	1450	307	4.7 2			1.0000E-04

out

$\frac{1}{16.5} = .037$



1-30 Min Scale: 10 MV
PK48 Processed: 12-16-1991 07:01:23, segment 1, cycle 12
RAW DATA SAVED IN FILE D:\RERC12.PTB

```

***** EXTERNAL STANDARD TABLE *****
***** 12-16-1991 07:02:37 Version 5.1 *****
Sample Name: PK48 Data File: D:\RERC12
Date: 12-16-1991 07:06:22 Method: PCB 12-10-1991 10:26:02 # 24
Interface 16 Cycle#: 12 Operator DE Channel#: 0 Vial#: N.A.
Starting Peak Width: 2 Threshold: 5 Area Threshold: 10
*****
* Instrument Type: TRACOR 540 Column Type: SPB-5
* Solvent Description:
* Conditions: pro #2
* Detector 0: Detector 1: FID
* Misc. Information: 9 cc/min He
*****
Starting Delay: 4.00 Ending retention time: 30.00
Area reject: 10 One sample per 0.200 sec.
Amount injected: 1.00 Dilution factor: 1.00
Sample Weight: 1.00000

```

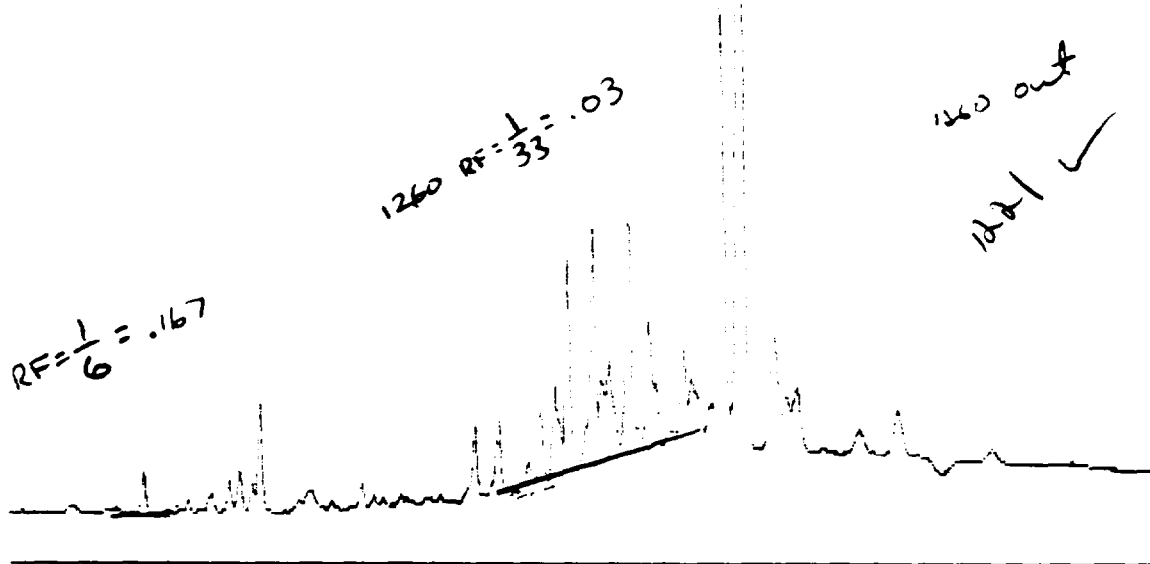
PEAK NUM	RET TIME	PEAK NAME	CONCENTRATION in PPM	NORMALIZED CONC	AREA	HEIGHT	AREA/ HEIGHT 3L	REF PEAK	% DELTA RET TIME	CONC/AREA
1	11.020		0.0464	0.4862%	464	92	5.1 1			1.0000E-04
2	11.537		0.2161	2.2633%	2161	371	5.8 1			1.0000E-04
3	12.210		1.6525	17.3089%	16525	2059	8.0 2			1.0000E-04
4	12.492		0.3726	3.9024%	3726	619	6.0 2			1.0000E-04
5	12.703		0.1741	1.8233%	1741	315	5.5 2			1.0000E-04
6	13.070		0.5139	5.3829%	5139	903	5.7 2			1.0000E-04
7	13.203		0.1773	1.8567%	1773	367	4.8 2			1.0000E-04

1221 RF = $\frac{1}{6} = .167$

1260 RF = $\frac{1}{33} = .03$

1260 out

1221 ✓



4-30 Min Scale: 10 MV
ck21760 Processed: 12-16-1991 19:36:57, segment 2, cycle 13
RAW DATA SAVED IN FILE D:\RER013.PTS


***** EXTERNAL STANDARD TABLE *****

***** 12-16-1991 19:38:15 Version 3.1 *****
* Sample Name: ck21760 Data File: D:\RER013
* Date: 12-16-1991 20:17:43 Method: PCB 12-10-1991 10:26:32 # 24
* Interface: 16 Cycle#: 13 Operator DE Channel#: 0 Vial#: N.A.
* Starting Peak Width: 2 Threshold: 5 Area Threshold: 10

* Instrument Type: TRACOR 540 Column Type: SPB-5
* Solvent Description:
* Conditions: pro #2 Detector 0: Detector 1: FID
* Misc. Information: 9 cc/min He

Starting Delay: 4.00 Ending retention time: 30.00
Area reject: 10 One sample per 0.200 sec.
Amount injected: 1.00 Dilution factor 1.00
Sample Weight: 1.00000

PEAK NUM	RET TIME	PEAK NAME	CONCENTRATION in PPM	NORMALIZED CONC	AREA	HEIGHT	HEIGHT BL	REF PEAK	% DELTA RET TIME	CONC/AREA
1	7.063		0.2249	1.4788%	2249	402	5.6 1			1.0000E-04
2	9.030		0.1236	0.8123%	1236	247	5.0 1			1.0000E-04
3	9.267		0.2056	1.3518%	2056	365	5.6 1			1.0000E-04
4	9.543		0.0234	0.1538%	234	60	3.9 1			1.0000E-04
5	9.713		0.6513	4.2821%	6513	1060	6.1 1			1.0000E-04
6	12.023		0.0201	0.1323%	201	47	4.3 1			1.0000E-04
7	14.590		0.3988	2.6220%	3988	653	6.1 1			1.0000E-04



4-30 Min Scale: 10 Mv
 1202re Processed: 12-16-1991 20:12:43, segment 3, cycle 14
 RAW DATA SAVED IN FILE D:\RER314.PTS


```

***** EXTERNAL STANDARD TABLE *****
***** 12-16-1991 20:13:59 Version 5.1 *****
* Sample Name: 1202re Data File: D:\RER314
* Date: 12-16-1991 21:29:16 Method: PCB 12-10-1991 10:26:32 # 24
* Interface: 16 Cycle#: 14 Operator DE Channel#: 0 Vial#: N.A.
* Starting Peak Width: 2 Threshold: 5 Area Threshold: 10
*****
* Instrument Type: TRACOR 540 Column Type: SPB-5
* Solvent Description:
* Conditions: pro #2
* Detector 0: Detector 1: FID
* Misc. Information: 9 cc/min He
*****
Starting Delay: 4.00 Ending retention time: 30.00
Area reject: 10 One sample per 0.200 sec.
Amount injected: 1.00 Dilution factor: 1.00
Sample Weight: 1.00000
  
```

PEAK NUM	RET TIME	PEAK NAME	CONCENTRATION in PPM	NORMALIZED CONC	AREA	HEIGHT	AREA/ HEIGHT BL	REF PEAK	% DELTA RET TIME	CONC/AREA
1	7.043		0.0169	0.4405%	169	57	3.0 1			1.0000E-04
2	9.527		0.0111	0.2886%	111	38	2.9 1			1.0000E-04
3	9.700		0.4046	10.5582%	4046	685	5.9 1			1.0000E-04
4	10.810		0.0536	1.3986%	536	110	4.9 1			1.0000E-04
5	11.333		0.0286	0.7463%	286	73	3.9 1			1.0000E-04
6	12.007		0.8058	21.0259%	8058	1031	7.8 1			1.0000E-04
7	12.293		0.2429	6.3393%	2429	435	5.6 1			1.0000E-04

PEAKS ARE RECORDED IN L:\RER216
 PEAKS ARE RECORDED IN L:\RER216

1/8
 11/1
 DND run



4-30 Min Scale: 10 Mv
 ck32re Processed: 12-16-1991 21:37:09, segment 1, cycle 16
 Error: duplicate file name = D:\RER216.PTS
 RAW DATA SAVED IN FILE D:\RER216.PTS

***** EXTERNAL STANDARD TABLE *****
 ***** 12-16-1991 21:38:25 Version 5.1 *****
 * Sample Name: ck32re Data File: D:\RER216 *
 * Date: 12-16-1991 21:37:53 Method: PCB 12-10-1991 10:26:32 # 24 *
 * Interface: 16 Cycle#: 16 Operator Channel#: 0 Vial#: N.A. *
 * Starting Peak Width: 2 Threshold: 5 Area Threshold: 10 *

 * Instrument Type: TRACOR 540 Column Type: SPB-5 *
 * Solvent Description: *
 * Conditions: pro #2 *
 * Detector 0: Detector 1: FID *
 * Misc. Information: 9 cc/min He *

 Starting Delay: 4.00 Ending retention time: 30.00
 Area reject: 10 One sample per 0.200 sec.
 Amount injected: 1.00 Dilution factor: 1.00
 Sample Weight: 1.00000

PK NUM	RET TIME	PEAK NAME	CONCENTRATION in PPM	NORMALIZED CONC	AREA	HEIGHT	AREA/ HEIGHT BL	REF PEAK	% DELTA RET TIME	CONC/AREA
1	7.063		0.0174	0.9303%	174	61	2.9 1			1.0000E-04
2	9.723		0.3854	20.6045%	3854	649	5.9 1			1.0000E-04
3	10.833		0.0513	2.7439%	513	102	5.0 1			1.0000E-04
4	11.357		0.0315	1.6842%	315	75	4.2 1			1.0000E-04

1260 RF = 1/30 = 0.033

out

Re run



4-10 Min Scale: 10 MV
ck60re Processed: 12-16-1991 12:15:46, segment 2, cycle 17
Error: duplicate file name = D:\RER217.PT5
RAW DATA SAVED IN FILE D:\RER217.PT5

***** EXTERNAL STANDARD TABLE *****
***** 12-16-1991 22:17:07 Version 3.1 *****
* Sample Name: ck60re Data File: D:\RER217 *
* Date: 12-16-1991 22:52:22 Method: PCB 12-10-1991 10:26:02 # 24 *
* Interface: 16 Cycle#: 17 Operator Channel#: 0 Vial#: N.A. *
* Starting Peak Width: 2 Threshold: 5 Area Threshold: 10 *


* Instrument Type: TRACOR 840 Column Type: SPB-5 *
* Solvent Description: *
* Conditions: pro #2 *
* Detector 0: Detector 1: FID *
* Misc. Information: 9 cc/min He *

Starting Delay: 4.00 Ending retention time: 30.00
ea reject: 10 One sample per 0.200 sec.
Amount injected: 1.00 Dilution factor: 1.00
Sample Weight: 1.00000

PEAK NUM	RET TIME	PEAK NAME	CONCENTRATION in PPM	NORMALIZED CONC	AREA	HEIGHT	AREA/ HEIGHT BL	REF PEAK	% DELTA RET TIME	CONC/AREA
1	7.037		0.2124	1.3537%	2124	396	5.4 1			1.0000E-04
2	9.243		0.2131	1.3582%	2131	373	5.7 1			1.0000E-04
3	9.527		0.0294	0.1872%	294	74	4.0 1			1.0000E-04
4	9.693		0.6506	4.1465%	6506	1055	6.2 1			1.0000E-04
5	12.007		0.0206	0.1314%	206	41	5.0 1			1.0000E-04
6	14.573		0.3958	2.5224%	3958	658	6.0 1			1.0000E-04
7	15.107		0.4771	3.0406%	4771	765	6.2 1			1.0000E-04
8	16.073		0.4778	3.0450%	4778	728	6.6 1			1.0000E-04
9	16.373		0.3400	2.1671%	3400	613	5.5 1			1.0000E-04
10	16.673		1.4222	9.0640%	14222	2132	6.7 1			1.0000E-04
11	17.247		1.7988	11.4639%	17988	2351	7.7 2			1.0000E-04
12	17.427		0.2240	1.4276%	2240	414	5.4 2			1.0000E-04
13	17.613		0.2484	1.5831%	2484	457	5.4 1			1.0000E-04
14	18.057		2.0355	12.9729%	20356	2424	8.4 1			1.0000E-04
15	18.513		0.6711	4.2773%	6711	999	6.7 1			1.0000E-04
16	19.283		0.6760	4.3081%	6760	930	7.3 1			1.0000E-04
17	19.490		0.0292	0.1858%	292	62	4.7 1			1.0000E-04
18	20.157		4.4353	28.2669%	44353	4567	9.7 2			1.0000E-04
19	20.587	DBC	0.3487	2.2223%	88180	8422	10.5 2	19	0	3.9543E-06
20	21.347		0.9034	5.7573%	9034	937	9.6 1			1.0000E-04
21	21.613		0.0175	0.1114%	175	46	3.8 1			1.0000E-04
22	21.847		0.0277	0.1764%	277	61	4.5 1			1.0000E-04
23	24.123		0.0362	0.2310%	362	41	8.9 1			1.0000E-04

TOTAL AMOUNT = 15.6908

$\frac{1}{4} = .025$



1260-11 Processed: 12-17-1991 05:33:12, segment 4, cycle 4
 Error, duplicate file name = D:RER24.PTS
 RAW DATA SAVED IN FILE D:RFR24.PTS

***** EXTERNAL STANDARD TABLE *****
 ***** 12-17-1991 05:04:31 Version 5.1 *****
 * Sample Name: 1260-11 Data File: D:RFR24 *
 * Date: 12-17-1991 07:23:51 Method: PCB 12-10-1991 10:26:32 # 24 *
 * Interface: 16 Cycle#: 4 Operator DE Channel#: 0 Vial#: N.A. *
 * Starting Peak Width: 2 Threshold: 5 Area Threshold: 10 *


 * Instrument Type: TRACOR 540 Column Type: SPB-5 *
 * Solvent Description: *
 * Conditions: pro #2 *
 * Detector 0: Detector 1: FID *
 * Misc. Information: 9 cc/min He *

 Starting Delay: 4.00 Ending retention time: 30.00
 Area reject: 10 One sample per 0.200 sec.
 Amount injected: 1.00 Dilution factor: 1.00
 Sample Weight: 1.00000

PEAK	RET	PEAK	CONCENTRATION in	NORMALIZED	AREA	HEIGHT	AREA/ HEIGHT BL	REF	% DELTA	CONC/AREA
NUM	TIME	NAME	PPM	CONC				PEAK	RET TIME	
1	16.573		0.0246	36.9781%	246	54	4.5 1			1.0000E-04
2	17.133		0.0230	34.5749%	230	59	3.9 1			1.0000E-04
3	17.930		0.0189	28.4470%	189	48	4.0 1			1.0000E-04

TOTAL AMOUNT = 0.0666

41.5 = 024



-30 Min Scale: 10 MV
 1260-1 Processed: 12-17-1991 06:09:26, segment 5, cycle 5
 Error, duplicate file name = D:RFR25.PTS
 RAW DATA SAVED IN FILE D:RFR25.PTS

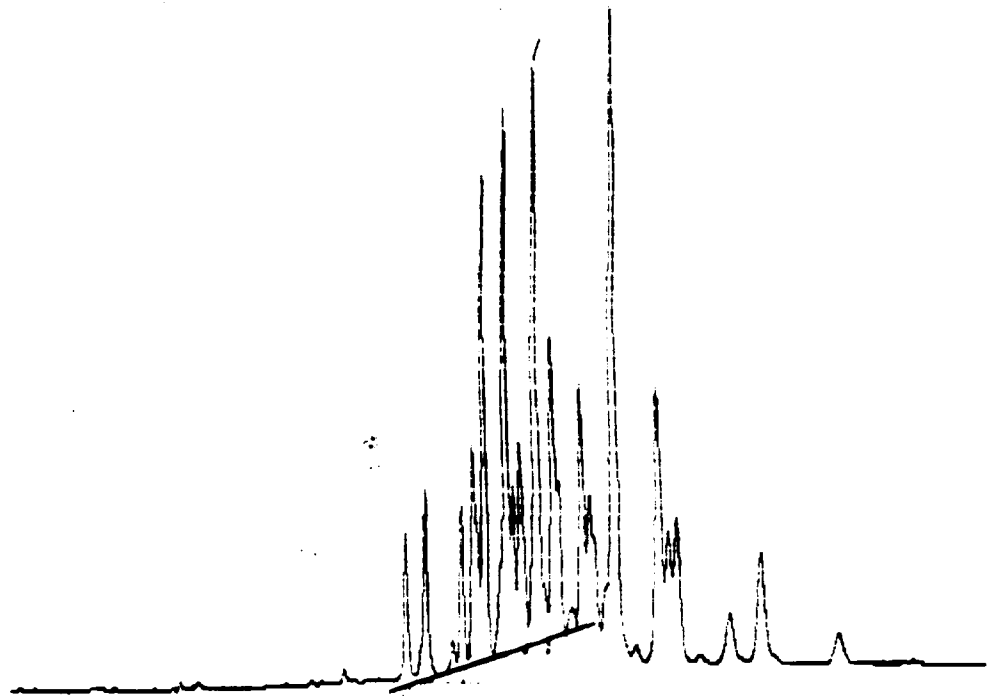
```

***** EXTERNAL STANDARD TABLE *****
***** 12-17-1991 06:10:47 Version 3.1 *****
* Sample Name: 1260-1 Data File: D:RFR25 *
* Date: 12-17-1991 08:36:18 Method: PCB 12-10-1991 10:26:32 # 24 *
* Interface: 16 Cycle#: 5 Operator DE Channel#: 0 Vial#: N.A. *
* Starting Peak Width: 2 Threshold: 5 Area Threshold: 10 *
*****
* Instrument Type: TRACOR 540 Column Type: SPB-5 *
* Solvent Description: *
* Conditions: pro #2 *
* Detector 0: Detector 1: FID *
* Misc. Information: 9 cc/min He *
*****
Starting Delay: 4.00 Ending retention time: 30.00
Area reject: 10 One sample per 0.200 sec.
Amount injected: 1.00 Dilution factor: 1.00
Sample Weight: 1.00000
  
```

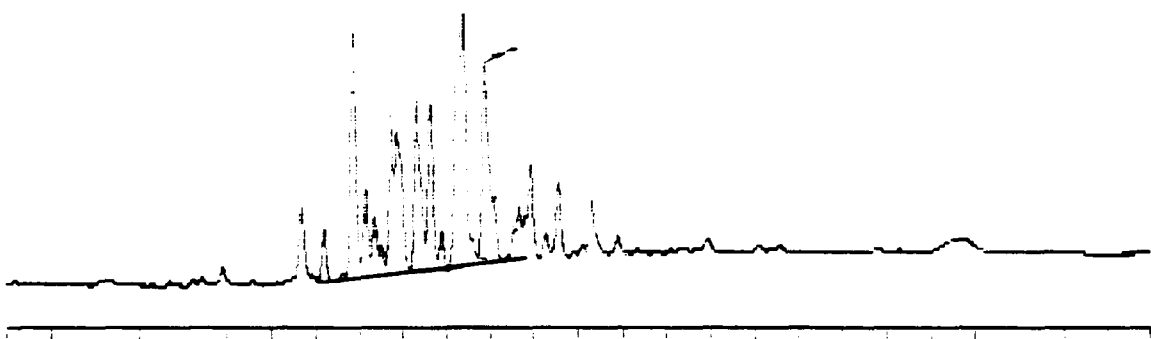
PEAK NUM	RET TIME	PEAK NAME	CONCENTRATION in PPM	NORMALIZED CONC	AREA	HEIGHT	AREA/ HEIGHT BL	REF PEAK	% DELTA RET TIME	CONC/AREA
1	14.467		0.5156	3.4874%	5156	801	6.4 1			1.0000E-04
2	14.997		0.6142	4.1547%	6142	948	6.5 1			1.0000E-04
3	15.960		0.6108	4.1318%	6108	891	6.9 1			1.0000E-04
4	16.260		0.4187	2.8322%	4187	759	5.5 1			1.0000E-04
5	16.560		1.7513	11.8466%	17513	2634	6.6 1			1.0000E-04
6	17.123		2.3329	15.7801%	23329	2993	7.8 2			1.0000E-04

SEQUENCE RECORDED IN D:RE2.SEQ
SEQUENCE RECORDED IN D:RE2.SEQ

$\frac{2.5}{91.5} = .027$



$\frac{1}{33.5} = .029$



10 Min Scale: 10 Mv
1248-1 Processed: 12-17-1991 04:20:29, segment 2, cycle 2
DATA SAVED IN FILE D:\RER32.PTS

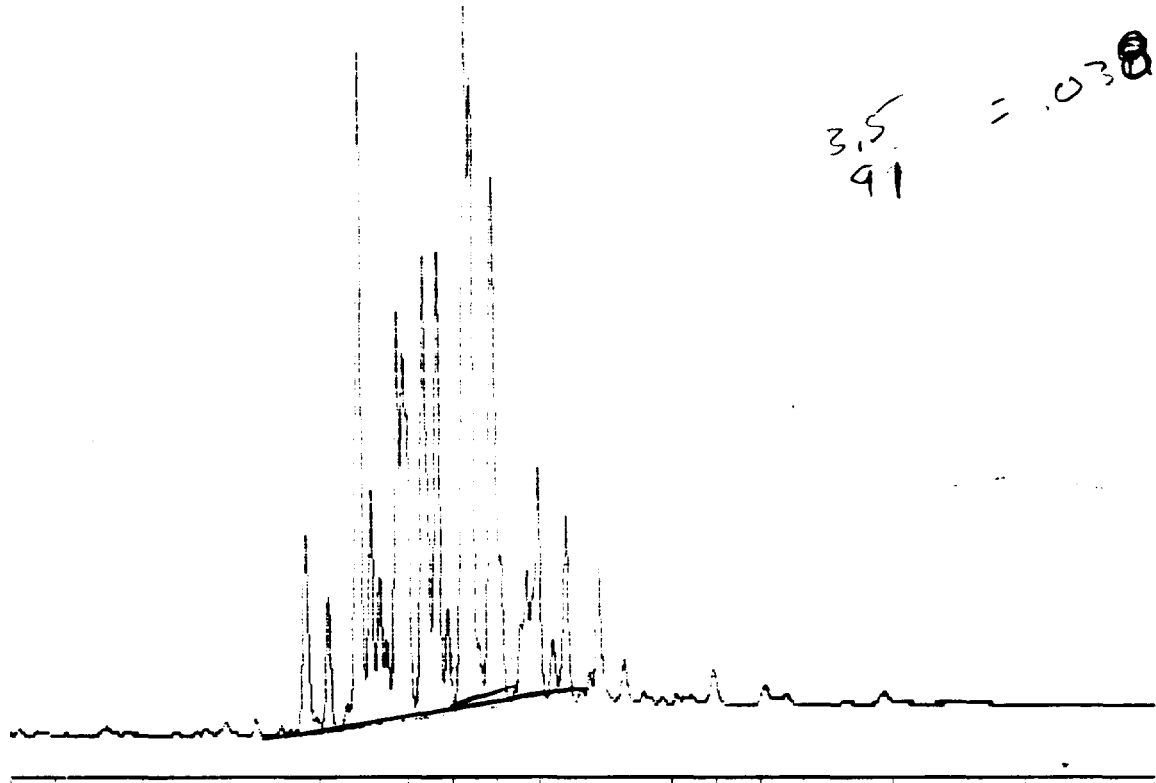
```

***** EXTERNAL STANDARD TABLE *****
***** 12-17-1991 04:21:43 Version 5.1 *****
Sample Name: 1248-1                               Data File: D:\RER32
Date: 12-17-1991 04:58:24 Method: PCB 12-10-1991 10:26:32 # 24
Interface: 16 Cycle#: 2 Operator DE Channel#: 0 Vial#: N.A.
Starting Peak Width: 2 Threshold: 5 Area Threshold: 10
Instrument Type: TRACOR 540 Column Type: SPB-5
Solvent Description:
Conditions: pro #2
Detector 0:
Detector 1: FID
Misc. Information: 9 cc/min He
Starting Delay: 4.00 Ending retention time: 30.00
Sample reject: 10 One sample per 0.200 sec.
Amount injected: 1.00 Dilution factor: 1.00
Sample Weight: 1.00000

```

RET TIME	PEAK NAME	CONCENTRATION in PPM	NORMALIZED CONC	AREA	HEIGHT	AREA/ HEIGHT BL	REF PEAK	% DELTA RET TIME	CONC/AREA
7.77		0.5771	3.7465%	5771	779	7.4	1		1.0000E-04
11.200		0.3066	1.9905%	3066	505	6.1	1		1.0000E-04
11.980		2.1781	14.1414%	21781	2666	8.2	2		1.0000E-04
12.160		0.5084	3.3005%	5084	831	6.1	2		1.0000E-04
12.370		0.2329	1.5122%	2329	423	5.5	2		1.0000E-04
12.740		0.6851	4.4478%	6851	1220	5.6	2		1.0000E-04
12.877		0.2402	1.5593%	2402	486	4.9	2		1.0000E-04

66681
10/27
10/27



4-30 Min Scale: 10 MV
 1248-3.5 Processed: 12-17-1991 04:56:52, segment 3, cycle 3
 RAW DATA SAVED IN FILE D:RER33.PTS


```

***** EXTERNAL STANDARD TABLE *****
***** 12-17-1991 04:58:09 Version 5.1 *****
* Sample Name: 1248-3.5 Data File: D:RER33 *
* Date: 12-17-1991 06:11:08 Method: PCB 12-10-1991 10:26:32 # 24 *
* Interface: 16 Cycle#: 3 Operator DE Channel#: 0 Vial#: N.A. *
* Starting Peak Width: 2 Threshold: 5 Area Threshold: 10 *
*****
* Instrument Type: TRACOR 540 Column Type: SPB-5 *
* Solvent Description: *
* Conditions: pro #2 *
* Detector 0: Detector 1: FID *
* Misc. Information: 9 cc/min He *
*****
Starting Delay: 4.00 Ending retention time: 30.00
Area reject: 10 One sample per 0.200 sec.
Amount injected: 1.00 Dilution factor: 1.00
Sample Weight: 1.00000
  
```

PEAK NUM	RET TIME	PEAK NAME	CONCENTRATION in PPM	NORMALIZED CONC	AREA	HEIGHT	AREA/ HEIGHT BL	REF PEAK	% DELTA RET TIME	CONC/AREA
	10.693		1.6271	3.5822%	16271	2049	7.9 1			1.0000E-04
2	11.217		0.8892	1.9576%	8892	1366	6.5 1			1.0000E-04
3	11.623		0.0203	0.0447%	203	59	3.4 1			1.0000E-04
4	11.893		6.0214	13.2565%	60214	7160	8.4 2			1.0000E-04
5	12.177		1.5328	3.3745%	15328	2261	6.8 2			1.0000E-04
6	12.383		0.8583	1.8897%	8583	1266	6.8 2			1.0000E-04
7	12.533		0.2799	0.6162%	2799	538	5.2 2			1.0000E-04

✓ 11.2% D

1/8.5 = .118



4-30 Min Scale: 10 MV
MBLKS-12/1 Processed: 12-17-1991 10:00:40. segment 7. cycle 7
Error, duplicate file name = D:\RFR27.PTS
RAW DATA SAVED IN FILE D:\RFR27.PTS

***** EXTERNAL STANDARD TABLE *****

***** 12-17-1991 10:24:59 Version 5.1 *****

* Sample Name: ~~MBLKS-12/1~~ 1232 MP Data File: D:\RFR27 *
 * Date: 12-17-1991 17:24:51 Method: PCB 12-10-1991 10:26:02 # 24 *
 * Interface: 16 Cycle#: 7 Operator DE Channel#: 0 Vial#: N.A. *
 * Starting Peak Width: 2 Threshold: 5 Area Threshold: 10 *

* Instrument Type: TRACOR 540 Column Type: SPB-5 *
 * Solvent Description: *
 * Conditions: pro #2 *
 * Detector 0: *
 * Detector 1: FID *
 * Misc. Information: 2 cc/min He *

Starting Delay: 4.00 Ending retention time: 30.00
 Area reject: 10 One sample per 0.200 sec.
 Amount injected: 1.00 Dilution factor: 1.00
 Sample Weight: 1.00000

PEAK NUM	RET TIME	PEAK NAME	CONCENTRATION in PPM	NORMALIZED CONC	AREA	HEIGHT	AREA/ HEIGHT BL	REF PEAK	% DELTA RET TIME	CONC/AREA
1	6.987		0.0192	1.0847%	192	66	2.9 1			1.0000E-04
2	9.180		0.0082	0.4615%	82	36	2.3 1			1.0000E-04
3	9.630		0.3765	21.2922%	3765	617	6.1 1			1.0000E-04
4	10.737		0.0521	2.9443%	521	121	4.3 1			1.0000E-04
5	11.263		0.0272	1.5378%	272	71	3.8 1			1.0000E-04
6	11.940		0.7437	42.0591%	7437	927	8.0 2			1.0000E-04
7	12.230		0.2372	13.4127%	2372	408	5.8 2			1.0000E-04
8	12.437		0.0149	0.8455%	150	51	2.9 1			1.0000E-04
9	12.803		0.0317	1.7917%	317	77	4.1 1			1.0000E-04
10	13.387		0.0371	2.0971%	371	102	3.6 1			1.0000E-04
11	13.720		0.0288	1.6316%	289	65	4.4 1			1.0000E-04
12	14.367		0.0486	2.7486%	486	81	6.0 1			1.0000E-04
13	14.493		0.1005	5.6816%	1005	198	5.1 1			1.0000E-04
14	14.973		0.0426	2.4115%	426	79	5.4 1			1.0000E-04

TOTAL AMOUNT = 1.7682

12/18 AM
RE RUN

1260/1261



30 Min Scale: 10 Mv
 MBLKW12/16 Processed: 12-17-1991 11:09:46, segment 8, cycle 3
 Error, duplicate file name = D:RER28.PTS
 RAW DATA SAVED IN FILE D:RFR28.PTS

```


***** EXTERNAL STANDARD TABLE *****
***** 12-17-1991 11:11:03 Version 5.1 *****
* Sample Name: MBLKW12/16 Data File: D:RFR28 *
* Date: 12-17-1991 18:37:02 Method: PCB 12-10-1991 10:26:32 # 24 *
* Interface: 16 Cycle#: 8 Operator DE Channel#: 0 Vial#: N.A. *
* Starting Peak Width: 2 Threshold: 5 Area Threshold: 10 *
*****
* Instrument Type: TRACOR 540 Column Type: SPB-5 *
* Solvent Description: *
* Conditions: pro #2 *
* Detector 0: Detector 1: FID *
* Misc. Information: 9 cc/min He *
*****
Starting Delay: 4.00 Ending retention time: 30.00
Area reject: 10 One sample per 0.200 sec.
Amount injected: 1.00 Dilution factor: 1.00
Sample Weight: 1.00000
  
```

PEAK NUM	RET TIME	PEAK NAME	CONCENTRATION in PPM	NORMALIZED CONC	AREA	AREA/ HEIGHT	HEIGHT BL	REF PEAK	% DELTA RET TIME	CONC/AREA
-------------	-------------	--------------	-------------------------	--------------------	------	-----------------	-----------	-------------	---------------------	-----------

TOTAL AMOUNT = 0.0000

52

$\frac{1}{28} = 0.036$



4-30 Min Scale: 10 MV
 LW-31 Processed: 12-17-1991 11:46:04, segment 9, cycle 9
 Error, duplicate file name = D:RFR29.PTS
 RAW DATA SAVED IN FILE D:RFR29.PTS

```


***** EXTERNAL STANDARD TABLE *****
***** 12-17-1991 11:47:27 Version 5.1 *****
* Sample Name: 11 6254 Data File: D:RFR29 *
* Date: 12-17-1991 19:49:32 Method: PCB 12-10-1991 10:26:32 # 24 *
* Interface: 16 Cycle#: 9 Operator DE Channel#: 0 Vial#: N.A. *
* Starting Peak Width: 2 Threshold: 5 Area Threshold: 10 *
*****
* Instrument Type: TRACOR 540 Column Type: SPB-5 *
* Solvent Description: *
* Conditions: pro #2 *
* Detector 0: Detector 1: FID *
* Misc. Information: 9 cc/min He *
*****
Starting Delay: 4.00 Ending retention time: 30.00
Area reject: 10 One sample per 0.200 sec.
Amount injected: 1.00 Dilution factor: 1.00
Sample Weight: 1.00000
  
```

PEAK NUM	RET TIME	PEAK NAME	CONCENTRATION in PPM	NORMALIZED CONC	AREA	HEIGHT	AREA/ HEIGHT BL	REF PEAK	% DELTA RET TIME	CONC/AREA
1	12.763		0.4573	3.5661%	4574	777	5.9 1			1.0000E-04
2	13.353		0.2093	1.6318%	2093	368	5.7 1			1.0000E-04
3	14.463		1.4824	11.5589%	14824	1610	9.2 1			1.0000E-04
4	15.003		1.2033	9.3829%	12033	1670	7.2 1			1.0000E-04
5	15.603		0.2393	1.8657%	2393	572	4.2 2			1.0000E-04
6	15.720		0.9535	7.4352%	9535	1283	7.4 2			1.0000E-04

$$1248 \text{ RF} = \frac{1}{32.5} = 0.031$$

213

43



4-30 Min Scale: 10 MV

Processed: 12-17-1991 12:22:12, segment 10, cycle 10
 Error: duplicate file name = D:\RFR210.PTS
 RAW DATA SAVED IN FILE D:\RFR210.PTS

***** EXTERNAL STANDARD TABLE *****
 ***** 12-17-1991 12:22:12 Version 5.1 *****
 Sample Name: ~~CK48~~ CK48 Data File: D:\RFR210
 Date: 12-17-1991 11:01:55 Method: PCB 12-10-1991 10:26:02 # 24
 * Interstage: 10 Cycle#: 10 Operator DE Channel#: 0 Vial#: N.A.
 * Starting Peak Width: 2 Threshold: 5 Area Threshold: 10

 * Instrument Type: TRACOR 540 Column Type: SPB-5
 * Solvent Description:
 * Conditions: pro #2
 * Misc. Information: 9 cc/min He Detector 0: Detector 1: FID


Starting Delay: 4.00 Ending retention time: 30.00
 Area reject: 10 One sample per 0.200 sec.
 Amount injected: 1.00 Dilution factor: 1.00
 Sample Weight: 1.00000

PEAK NUM	RET TIME	PEAK NAME	CONCENTRATION in PPM	NORMALIZED CONC	AREA	HEIGHT	AREA/ HEIGHT	REF PEAK	% DELTA RET TIME	CONC/AREA
1	10.733		0.5713	3.9087%	5713	764	7.5	1		1.0000E-04
2	11.257		0.2869	1.9626%	2869	482	6.0	1		1.0000E-04
3	11.937		2.1175	14.4869%	21175	2500	8.5	2		1.0000E-04
4	12.217		0.4834	3.3070%	4834	779	6.2	2		1.0000E-04
5	12.427		0.1737	1.1885%	1737	326	5.3	2		1.0000E-04
6	12.799		0.6733	4.6067%	6733	1217	5.5	2		1.0000E-04
7	12.933		0.2296	1.5705%	2296	455	5.0	2		1.0000E-04
8	13.290		1.7603	12.0430%	17603	1846	9.5	2		1.0000E-04
9	13.707		1.4254	9.7519%	14254	1790	8.0	2		1.0000E-04
10	13.950		0.2297	1.5716%	2297	366	6.3	2		1.0000E-04
11	14.253		2.3628	16.1653%	23628	2653	8.9	2		1.0000E-04
12	14.477		1.6550	11.3225%	16550	2403	6.9	2		1.0000E-04
13	14.957		1.4878	10.1792%	14878	1705	8.7	1		1.0000E-04
14	15.630		0.0764	0.5228%	764	175	4.4	2		1.0000E-04
15	15.747		0.1460	0.9986%	1460	280	5.2	2		1.0000E-04
16	16.003		0.4016	2.7475%	4016	657	6.1	1		1.0000E-04
17	16.340		0.0237	0.1621%	237	53	4.5	1		1.0000E-04
18	16.630		0.4644	3.1771%	4644	663	7.0	1		1.0000E-04
19	17.377		0.0479	0.3276%	479	99	4.8	1		1.0000E-04

TOTAL AMOUNT = 14.6165

$\frac{1}{13.5} = .074$

42



4-30 Min Scale: 10 Mv
 12-17-1991 Processed: 12-17-1991 12:58:23, Segment 11, Cycle 11
 Error: duplicate file name = D:\RFR211.PTS
 RAW DATA SAVED IN FILE D:\RFR211.PTS

***** EXTERNAL STANDARD TABLE *****
 ***** 12-17-1991 12:59:50 Version 5.1 *****
 * Sample Name: ~~CK 42~~ CK 42 Data File: D:\RFR211 *
 * Date: 12-17-1991 22:14:19 Method: PCB 12-10-1991 10:26:02 # 24 *
 * Interface: 16 Cycle#: 11 Operator DE Channel#: 0 Vial#: N.A. *
 * Starting Peak Width: 2 Threshold: 5 Area Threshold: 10 *

 * Instrument Type: TRACOR 540 Column Type: SPB-5 *
 * Solvent Description: *
 * Conditions: pro #2 *
 * Detector 0: Detector 1: FID *
 * Misc. Information: 9 cc/min He *

 Starting Delay: 4.00 Ending retention time: 30.00
 Area reject: 10 One sample per 0.200 sec.
 Amount injected: 1.00 Dilution factor: 1.00
 Sample Weight: 1.00000

PEAK NUM	RET TIME	PEAK NAME	CONCENTRATION in PPM	NORMALIZED CONC	AREA	HEIGHT	AREA/ HEIGHT BL	REF PEAK	% DELTA RET TIME	CONC/AREA
1	9.657		0.3348	3.8259%	3348	576	5.8 1			1.0000E-04
2	10.763		0.8480	9.6913%	8480	1024	9.3 1			1.0000E-04
3	11.283		0.4876	5.5719%	4876	771	6.3 1			1.0000E-04
4	11.697		0.0212	0.2418%	212	48	4.5 1			1.0000E-04
5	11.960		1.6502	18.8508%	16502	2035	8.1 2			1.0000E-04
6	12.240		0.5417	6.1905%	5417	894	6.1 2			1.0000E-04
7	12.453		0.2405	2.7479%	2405	437	5.5 2			1.0000E-04
8	12.820		0.2285	2.6108%	2285	448	5.1 1			1.0000E-04
9	12.953		0.0256	0.2928%	256	86	3.0 1			1.0000E-04
10	13.407		0.2552	2.9162%	2552	482	5.3 1			1.0000E-04
11	13.737		0.4384	5.0102%	4384	635	6.9 1			1.0000E-04
12	14.387		0.7540	8.6169%	7540	923	8.2 2			1.0000E-04
13	14.513		0.6393	7.3054%	6393	952	6.7 2			1.0000E-04
14	14.990		0.5085	5.8106%	5085	622	8.2 1			1.0000E-04
15	20.073		1.4313	16.3566%	14313	1500	9.5 2			1.0000E-04
16	20.480	DBC	0.3459	3.9530%	87411	8579	10.2 2	16	0	3.9573E-06


TOTAL AMOUNT = 8.7505

2nd run

1.271
 $\frac{1}{55} = .18$

$\frac{1}{36}$

.028
Remun:
Hit
2nd
calibratio



30 Min Scale: 10 Mv

1260/21 Processed: 12-17-1991 21:35:16, segment 1, cycle 1
RAW DATA SAVED IN FILE D:\R11.PTS

***** EXTERNAL STANDARD TABLE *****

***** 12-17-1991 21:36:42 Version 5.1 *****

* Sample Name: ck1260/21 Data File: D:\R11

* Date: 12-17-1991 21:36:06 Method: PCB 12-10-1991 10:26:32 # 24

* Interface: 16 Cycle#: 1 Operator DE Channel#: 0 Vial#: N.A.

* Starting Peak Width: 2 Threshold: 5 Area Threshold: 10

* Instrument Type: TRACOR 540 Column Type: SPB-5

* Solvent Description:

* Conditions: pro #2

* Detector 0: Detector 1: FID

* Misc. Information: 9 cc/min He

Starting Delay: 4.00 Ending retention time: 30.00

Area reject: 10 One sample per 0.200 sec.

Amount injected: 1.00 Dilution factor: 1.00

Sample Weight: 1.00000

PEAK NUM	RET TIME	PEAK NAME	CONCENTRATION in PPM	NORMALIZED CONC	AREA	HEIGHT	HEIGHT BL	REF PEAK	% DELTA RET TIME	CONC/AREA
1	7.030		0.2189	1.3112%	2189	409	5.4	1		1.0000E-04
2	8.540		0.0246	0.1472%	246	56	4.4	1		1.0000E-04
3	9.233		0.2355	1.4106%	2355	403	5.8	1		1.0000E-04
4	9.507		0.0316	0.1893%	316	97	3.3	1		1.0000E-04
5	9.683		0.6859	4.1092%	6860	1115	6.2	1		1.0000E-04
6	11.997		0.0252	0.1511%	252	52	4.9	1		1.0000E-04
7	14.550		0.4381	2.6241%	4381	723	6.1	1		1.0000E-04
8	15.083		0.5244	3.1414%	5244	826	6.3	1		1.0000E-04

30.15
 $\frac{1000}{10} = 100$
 $100 \times 3.02 = 302$

$0.133 \times 14.5 = 1.93$
 $1.93 \times 1000 = 1930$
 $1930 \times 1 = 1930$
 $1930 \times 1 = 1930$
 1232
 64 ppm

Peak 15.0
 1260

$0.025 \times 15 = 0.375$
 $0.375 \times 1000 = 375$
 $375 \times 1 = 375$
 5.02

1260
 124 ppb

4-30 Min Scale: 10 MV
 DET03899 Processed: 12-18-1991 13:38:02, Segment 0, Cycle 0
 RAW DATA SAVED IN FILE D:\LD13.PTS

 ***** EXTERNAL STANDARD TABLE *****
 ***** 12-18-1991 13:39:28 version 5.1 *****
 * Sample Name: DET03899 Data File: D:\LD13
 * Date: 12-18-1991 15:15:23 Method: PCB 12-10-1991 10:26:32 # 24
 * Interface: 16 Cycle#: 3 Operator Channel#: 0 Vial#: N.A.
 * Starting Peak Width: 2 Threshold: 5 Area Threshold: 10
 * Instrument Type: TRACOR 540 Column Type: SPB-5
 * Solvent Description: Detector 0:
 * Conditions: pro #2 Detector 1: FID
 * Misc. Information: 9 cc/min He
 Starting Delay: 4.00
 Area reject: 10 Ending retention time: 30.00
 Amount injected: 1.00 One sample per 0.200 sec.
 Sample Weight: 1.00000 Dilution factor: 1.00

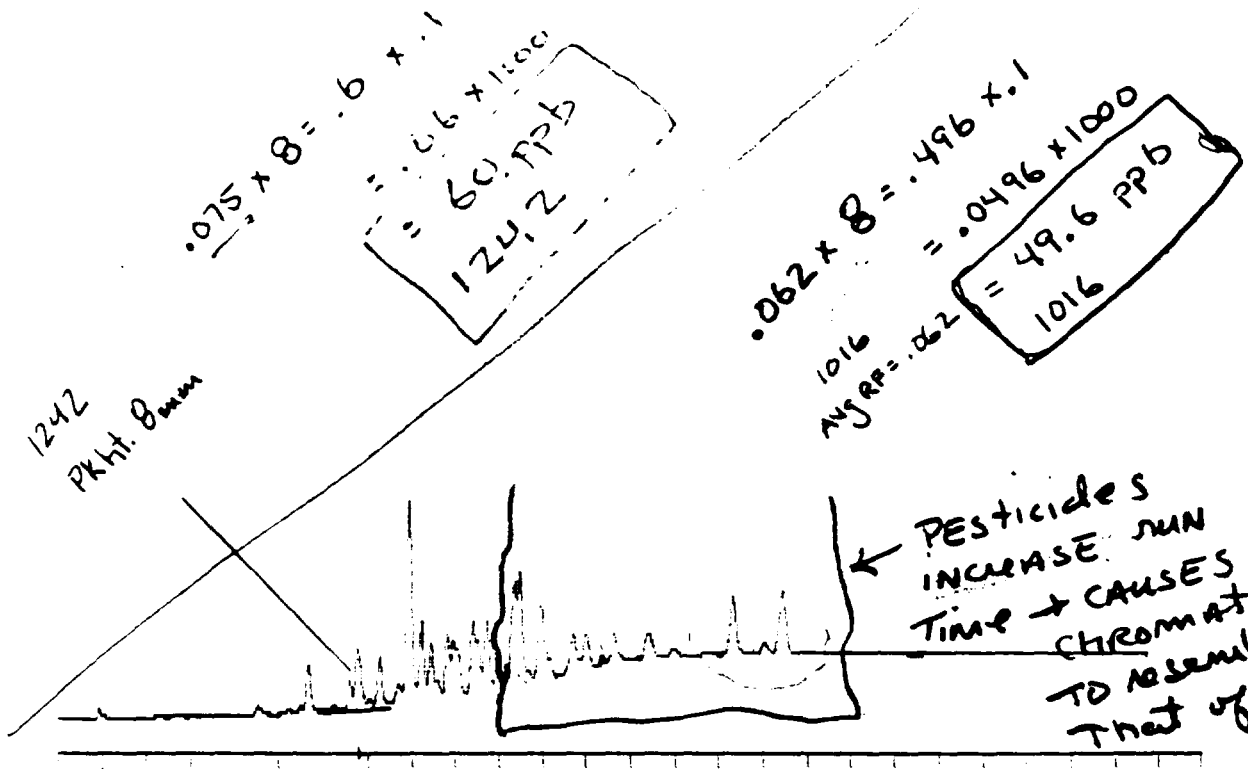
PEAK NUM	RET TIME	PEAK NAME	CONCENTRATION in PPM	NORMALIZED CONC	AREA	HEIGHT	AREA/ HEIGHT DL	REF PEAK	% DELTA RET TIME	CONC/AREA
1	4.927		0.0125	0.05948	125	53	2.4 1			1.0000E-04
2	6.267		0.0198	0.09418	198	57	3.5 1			1.0000E-04
3	8.533		0.0127	0.06068	127	39	3.3 1			1.0000E-04
4	9.670		0.7603	3.61618	7603	954	8.0 1			1.0000E-04
5	10.383		0.2165	1.02978	2165	391	5.5 1			1.0000E-04
6	10.617		0.0276	0.13148	276	71	3.9 1			1.0000E-04
7	10.787		0.0613	0.29168	613	112	5.5 1			1.0000E-04
8	11.193		0.0373	0.17748	373	78	4.8 1			1.0000E-04
9	11.293		0.1484	0.66778	1484	281	5.0 1			1.0000E-04
10	11.983		2.3584	11.21648	23584	2922	8.1 2			1.0000E-04
11	12.260		0.0008	3.00638	8008	1156	6.9 2			1.0000E-04
12	12.540		5.5940	26.60458	55940	7887	7.1 2			1.0000E-04
13	12.843		0.2190	1.04558	2190	426	5.2 1			1.0000E-04
14	12.987		0.0254	0.12098	254	72	3.6 1			1.0000E-04
15	13.550		1.9665	9.35258	19665	1957	10.1 2			1.0000E-04
16	13.757		0.6357	3.02348	6357	830	7.7 2			1.0000E-04
17	14.010		0.0179	0.08498	179	48	3.7 1			1.0000E-04
18	14.403		1.1420	5.43148	11420	1322	8.6 2			1.0000E-04
19	14.533		1.0625	5.05298	10625	1490	7.1 2			1.0000E-04
20	15.013		0.9495	4.51588	9495	1049	9.0 1			1.0000E-04
21	16.060		0.3057	1.45398	3057	488	6.3 1			1.0000E-04
22	16.377		0.0343	0.16328	343	58	6.9 1			1.0000E-04
23	16.660		0.6444	3.06498	6444	885	7.3 1			1.0000E-04
24	17.217		0.4863	2.31298	4863	778	6.3 1			1.0000E-04
25	17.517		0.0815	0.38758	815	74	11.0 1			1.0000E-04
26	18.027		0.7251	3.44838	7251	928	7.8 1			1.0000E-04
27	18.477		0.0436	0.20758	436	90	4.8 1			1.0000E-04
28	19.243		0.0327	0.15568	327	54	6.0 1			1.0000E-04
29	20.113		2.1853	10.39298	21853	2286	9.6 2			1.0000E-04
30	20.537 DOC		0.3774	1.79508	96120	9218	10.4 2	30	0	3.9264E-06
31	21.287		0.0495	0.23568	495	55	9.0 1			1.0000E-04

TOTAL AMOUNT = 21.0264

PE
003446

$CF = \frac{1000}{5} = 200$
 $DF = \frac{1000}{50} = 20$

$\frac{DF}{CF} = \frac{20}{200} = 0.1$



1242
1016

4-30 Min Scale: 10 Mv

000346- Processed: 12-18-1991 16:05:08, segment 1, cycle 7

RAW DATA SAVED IN FILE D:LD17.PTS

```

***** EXTERNAL STANDARD TABLE *****
***** 12-18-1991 16:06:32 Version 5.1 *****
* Sample Name: pe000346-ra200ul DF Data File: D:LD17 *
* Date: 12-18-1991 16:05:56 Method: PCB 12-10-1991 10:26:32 # 24 *
* Interface: 16 Cycle#: 7 Operator DE Channel#: 0 Vial#: N.A. *
* Starting Peak Width: 2 Threshold: 5 Area Threshold: 10 *
*****
* Instrument Type: TRACOR 540 Column Type: SPB-5 *
* Solvent Description: *
* Conditions: pro #2 *
* Detector 0: Detector 1: FID *
* Misc. Information: 9 cc/min He *
*****
Starting Delay: 4.00 Ending retention time: 30.00
Area reject: 10 One sample per 0.200 sec.
Amount injected: 1.00 Dilution factor: 1.00
Sample Weight: 1.00000
    
```


PEAK NUM	RET TIME	PEAK NAME	CONCENTRATION in PPM	NORMALIZED CONC	AREA	HEIGHT	AREA/ HEIGHT BL	REF PEAK	% DELTA RET TIME	CONC/AREA
1	9.660		0.2607	4.6570%	2607	469	5.6 1			1.0000E-04
2	10.600		0.0809	1.4459%	809	194	4.2 1			1.0000E-04
3	10.773		0.0514	0.9190%	514	88	5.8 1			1.0000E-04
4	11.283		0.2873	5.1335%	2873	482	6.0 1			1.0000E-04
5	11.963		1.6059	28.6912%	16059	2043	7.9 2			1.0000E-04
6	12.240		0.4344	7.7608%	4344	738	5.9 2			1.0000E-04
7	12.453		0.2164	3.8666%	2164	404	5.4 1			1.0000E-04
8	12.817		0.2069	3.6962%	2069	412	5.0 1			1.0000E-04
9	12.957		0.0227	0.4056%	227	68	3.3 1			1.0000E-04

RIGHT
down to 5ml
1 ppm were
92% ecc

18 x 0.075 =

300 x 10 =

67.5 Ppb



4-30 Min Scale: 10 MV
pe000346-1 Processed: 12-18-1991 16:41:32, segment 1, cycle 3
RAW DATA SAVED IN FILE D:\LD18.PTS

```

***** EXTERNAL STANDARD TABLE *****
***** 12-18-1991 16:42:56 Version 5.1 *****
* Sample Name: pe000346-100ul Data File: D:\LD18
* Date: 12-18-1991 16:42:02 Method: PCB 12-10-1991 10:26:32 # 24
* Interface: 16 Cycle#: 3 Operator DE Channel#: 0 Vial#: N.A.
* Starting Peak Width: 2 Threshold: 5 Area Threshold: 10
*****
* Instrument Type: TRACOR 540 Column Type: SPB-5
* Solvent Description:
* Conditions: pro #2
* Detector 0: Detector 1: FID
* Misc. Information: 9 cc/min He
*****
Starting Delay: 4.00 Ending retention time: 30.00
Area reject: 10 One sample per 0.200 sec.
Amount injected: 1.00 Dilution factor: 1.00
Sample Weight: 1.00000
  
```

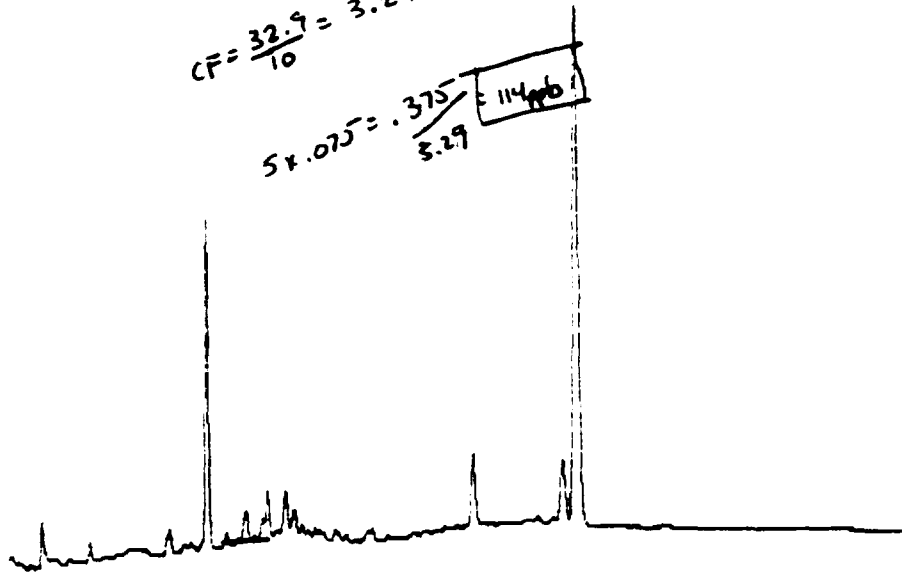
PEAK NUM	RET TIME	PEAK NAME	CONCENTRATION in PPM	NORMALIZED CONC	AREA	HEIGHT	AREA/ HEIGHT BL	REF PEAK	Δ DELTA RET TIME	CONC/AREA
1	9.613		0.6896	3.39582	6896	1115	6.2 1			1.0000E-04
2	10.560		0.4020	1.97962	4020	716	5.6 2			1.0000E-04
3	10.727		1.2996	6.39992	12996	1406	9.2 2			1.0000E-04
4	11.237		0.7510	3.69032	7510	1170	6.4 1			1.0000E-04
5	11.653		0.0360	0.17712	360	74	4.9 1			1.0000E-04
6	11.920		3.9103	19.25622	39103	4804	8.0 1			1.0000E-04
7	12.200		1.0520	5.18462	10520	1730	6.1 2			1.0000E-04
8	12.413		0.5735	2.82432	5735	1005	5.7 2			1.0000E-04
9	12.700		0.5696	2.80522	5696	1006	5.7 2			1.0000E-04
10	12.920		0.2285	1.12512	2285	458	5.0 2			1.0000E-04
11	13.380		0.5059	2.49112	5059	904	5.6 1			1.0000E-04
12	13.710		1.0125	4.98602	10125	1443	7.0 1			1.0000E-04
13	13.953		0.1727	0.85052	1727	297	5.8 1			1.0000E-04
14	14.360		2.1739	10.70562	21739	2454	8.9 2			1.0000E-04
15	14.487		1.8488	9.10422	18488	2605	7.1 2			1.0000E-04
16	14.967		1.5555	7.66022	15555	1809	8.6 1			1.0000E-04
17	15.733		0.6457	3.17972	6457	809	8.0 1			1.0000E-04
18	16.027		0.4660	2.29482	4660	681	6.8 1			1.0000E-04
19	16.643		0.3487	1.71732	3487	541	6.4 1			1.0000E-04
20	17.397		0.0657	0.32342	657	94	7.0 1			1.0000E-04
21	19.343		1.9064	9.38792	19064	2130	8.9 1			1.0000E-04
22	20.453	DBC	0.0920	0.45302	17239	1695	10.2 1	22	0	5.3362E-06

TOTAL AMOUNT = 20.3065

$$CF = \frac{32.9}{10} = 3.29$$

$$5 \times .075 = .375$$

$$\frac{.375}{3.29} = 114 \mu b$$



4-30 Min Scale: 10 Mv
 sd-19 Processed: 12-18-1991 18:38:50, segment 2, cycle 9
 RAW DATA SAVED IN FILE D:LD19.PTS

***** EXTERNAL STANDARD TABLE *****
 ***** 12-18-1991 18:40:15 Version 5.1 *****
 * Sample Name: sd-19 Data File: 0:LD19 *
 * Date: 12-18-1991 20:30:08 Method: PCB 12-10-1991 10:26:32 # 24 *
 * Interface: 16 Cycle#: 9 Operator DE Channel#: 0 Vial#: N.A. *
 * Starting Peak Width: 2 Threshold: 5 Area Threshold: 10 *

 * Instrument Type: TRACOR 540 Column Type: SPB-5 *
 * Solvent Description: *
 * Conditions: pro #2 *
 * Detector 0: Detector 1: FID *
 * Misc. Information: 9 cc/min He *

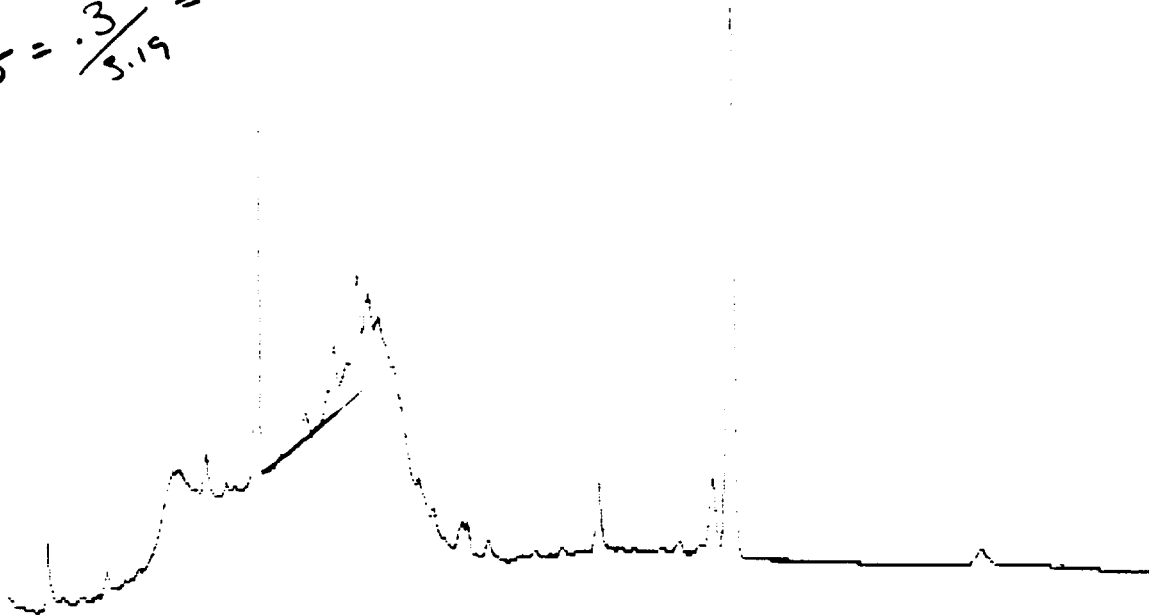
 Starting Delay: 4.00 Ending retention time: 30.00
 Area reject: 10 One sample per 0.200 sec.
 Amount injected: 1.00 Dilution factor: 1.00
 Sample Weight: 1.00000

PEAK NUM	RET TIME	PEAK NAME	CONCENTRATION in PPM	NORMALIZED CONC	AREA	HEIGHT	AREA/ HEIGHT	REF PEAK	% DELTA RET TIME	CONC/AREA
1	4.973		0.2250	4.36398	2250	504	4.5 1			1.0000E-04
2	6.347		0.0211	0.41018	211	61	3.5 1			1.0000E-04
3	8.670		0.0355	0.68908	355	54	6.6 1			1.0000E-04
4	9.740		2.7149	52.66478	27149	4503	6.0 1			1.0000E-04
5	10.853		0.0459	0.89048	459	64	7.2 1			1.0000E-04
6	11.347		0.0256	0.49748	256	65	3.9 1			1.0000E-04
7	11.497		0.2990	5.79998	2990	523	5.7 1			1.0000E-04
8	12.020		0.0612	1.18008	612	102	6.0 1			1.0000E-04
9	12.270		0.0299	0.57908	299	52	5.8 1			1.0000E-04
10	17.520		0.6896	13.37678	6896	939	7.3 1			1.0000E-04
11	20.107		0.7106	13.70368	7106	800	8.9 2			1.0000E-04
12	20.513 OBC		0.2945	5.71318	73200	7177	10.2 2	12	0	4.0230E-06
13	22.983		0.0022	0.04358	22	25	0.9 1			1.0000E-04

TOTAL AMOUNT = 5.1551

$$CF = \frac{31.9}{10} = 3.19$$

$$4 \times .075 = \frac{.3}{5.19} = 94 \text{ ppb}$$



4-30 Min Scale: 10 MV
 Sd-23 Processed: 12-18-1991 19:10:49, segment 2, cycle 10
 RAW DATA SAVED IN FILE D:LD110.PTS

***** EXTERNAL STANDARD TABLE *****


***** 12-18-1991 19:12:14 Version 5.1 *****
 Sample Name: Sd-23 Data File: D:LD110
 Date: 12-18-1991 21:38:22 Method: PCB 12-10-1991 10:26:32 # 24
 * Interface: 16 Cycle#: 10 Operator DE Channel#: 0 Vial#: N.A.
 * Starting Peak Width: 2 Threshold: 5 Area Threshold: 10

 * Instrument Type: TRACOR 54C Column Type: 3PB-5
 * Solvent Description:
 * Conditions: pro #2
 * Detector 0: Detector 1: FID
 * Misc. Information: 9 cc/min He

Starting Delay: 4.00 Ending retention time: 30.00
 Area reject: 10 One sample per 0.200 sec.
 Amount injected: 1.00 Dilution factor: 1.00
 Sample Weight: 1.00000

PEAK NUM	RET TIME	PEAK NAME	CONCENTRATION in PPM	NORMALIZED CONC	AREA	HEIGHT	AREA/ HEIGHT 3L	REF PEAK	% DELTA RET TIME	CONC/AREA
1	4.920		0.2578	5.2345%	2578	585	4.4 1			1.0000E-04
2	6.260		0.0200	0.4052%	200	53	3.8 1			1.0000E-04
3	8.503		0.1708	3.4677%	1708	337	5.1 1			1.0000E-04
4	9.637		2.6790	54.3906%	26790	4051	6.6 1			1.0000E-04
5	10.743		0.0370	0.7504%	370	55	6.7 1			1.0000E-04
6	11.267		0.0292	0.5920%	292	30	9.7 1			1.0000E-04
7	11.397		0.2675	5.4314%	2675	458	5.8 1			1.0000E-04
8	11.923		0.5845	11.8662%	5845	737	7.9 1			1.0000E-04
9	12.177		0.0489	0.9928%	489	85	5.7 1			1.0000E-04
10	17.440		0.4937	10.0227%	4937	651	7.6 1			1.0000E-04
11	20.013		0.0776	1.5749%	776	112	6.9 1			1.0000E-04
12	20.423	DBC	0.2596	5.2715%	63570	6033	10.5 1	12	0	4.0843E-06

TOTAL AMOUNT = 4.9254



400 MHz scale: 10 MV
 0-31 Processed: 12-10-1991 18:23:50, segment 1, cycle 37
 4M DATA SAVED IN FILE D:\D107.PTS

***** EXTERNAL STANDARD TABLE *****
 ***** 12-10-1991 18:25:22 version 3.1 *****
 Sample Name: ED-31 Data File: D:\D107
 Date: 12-10-1991 20:17:09 Method: PCB 12-10-1991 10:26:30 # 24
 Unit Name: 11111111111111111111 Operator: M1 Channels: 11111111111111111111
 Start Ret Peak Width Threshold Area Threshold 10

 Method Name: Type: TRACO- 94C Column Type: EPS-8
 Solvent Description:
 Conditions: Pro #2 Detector 01 Detector 1: FID
 Misc. Information: 5 column Me

 Starting Delay: 4.00 Ending retention time: 30.00
 # of Rejects: 10 One sample per: 0.200 sec.
 # of Injections: 1.00 Dilution factor: 1000.00
 Sample Weight: 1.00000

PEAK NR	RET TIME	PEAK NAME	CONCENTRATION PPM	NORMALIZED CONC	AREA	HEIGHT	AREA/ HEIGHT	REF PEAK	% DELTA RET TIME	CONC/AREA
1	4.861		67.8600	0.00115	675	184	3.67			1.0000E-01
2	5.917		948.9200	0.02225	9489	1652	5.74			1.0000E-01
3	6.957		67.86200	0.00178	676	182	3.71			1.0000E-01
4	8.501		20447.0500	0.48575	204471	31504	6.51			1.0000E-01
5	9.511		10775.6621	0.49725	107557	20281	5.30			1.0000E-01
6	9.527		23559.5350	0.55964	235555	37712	6.25			1.0000E-01
7	10.561		112907.1950	1.68195	1129072	140524	7.99			1.0000E-01
8	10.527		24034.0195	0.57075	240340	34785	6.91			1.0000E-01
9	10.690		250592.1440	5.95248	2505924	253570	7.91			1.0000E-01
10	10.950		34001.5271	0.80764	340015	45325	7.50			1.0000E-01
11	11.253		145091.8200	3.42158	1450910	221426	7.51			1.0000E-01
12	11.507		81061.4610	1.94454	810615	83827	9.66			1.0000E-01
13	11.877		591526.1200	14.05075	5915262	658510	9.02			1.0000E-01
14	12.151		211104.2640	5.01454	2111043	286449	7.40			1.0000E-01
15	12.128		165308.0470	3.92648	1653081	215011	7.70			1.0000E-01
16	12.511		40650.4100	0.96543	406504	45575	8.92			1.0000E-01
17	12.722		137544.2340	3.26718	1375442	191850	7.22			1.0000E-01
18	12.871		139145.7970	3.30525	1391458	188911	7.40			1.0000E-01
19	12.957		194157.2500	2.47418	1941573	164490	6.93			1.0000E-01
20	12.927		290153.3100	7.80218	2901532	240147	12.40			1.0000E-01
21	13.453		228376.8120	5.42478	2283760	261106	8.72			1.0000E-01
22	13.897		45826.5900	1.50468	458266	73236	6.25			1.0000E-01
23	14.293		327333.2000	7.77525	3273333	329654	9.92			1.0000E-01
24	14.420		264000.8400	6.33748	2640009	351133	7.60			1.0000E-01
25	14.620		29526.8800	0.70148	295269	39180	7.52			1.0000E-01
26	14.897		357544.0600	8.49298	3575441	294650	12.10			1.0000E-01
27	15.587		36149.6600	0.85878	361497	48563	7.44			1.0000E-01
28	15.700		75139.5230	1.78488	751395	84596	8.90			1.0000E-01
29	15.957		131947.8910	3.13425	1319479	124690	10.60			1.0000E-01
30	16.290		38826.7930	0.90338	388268	41153	9.20			1.0000E-01
31	16.573		85764.2270	2.03728	857642	92230	9.20			1.0000E-01
32	16.921		14811.0350	0.35185	148110	15228	9.72			1.0000E-01
33	17.107		10415.8640	0.24748	104159	13810	7.52			1.0000E-01
34	17.317		75899.0700	1.80298	758991	80198	9.50			1.0000E-01
35	17.723		3490.5635	0.08318	34904	4574	7.62			1.0000E-01
36	18.910		27123.5760	0.64438	271236	24450	10.30			1.0000E-01
37	19.167		2032.3822	0.04838	20324	2741	7.42			1.0000E-01
38	19.343		439.5678	0.01043	4396	600	6.50			1.0000E-01
39	19.777		6668.8999	0.15848	66689	7000	9.51			1.0000E-01
40	19.111		64.2000	0.00158	642	121	5.29			1.0000E-01
41	19.473		3227.3599	0.07678	32274	3416	8.91			1.0000E-01
42	19.967		1948.3400	0.04638	19482	2130	9.11			1.0000E-01
43	21.140 DBC		86.5646	0.00218	15737	1483	10.60	43	0	5.5002E-03

TOTAL AMOUNT = 4299440.0000


$$DF = \frac{1000}{500} = 2$$

$$CF = \frac{33.2}{10} = 3.32$$

$$\frac{DF}{CF} = \frac{2}{3.32} = .602$$

$$.075 \times 5 = .375 \times .602$$

$$= .226 \text{ ppm}$$



4-30 Min Scale: 10 MV
 SD-20 Processed: 12-19-1991 19:00:06, segment 10, cycle 38
 RAW DATA SAVED IN FILE D:\D138.PTS


***** EXTERNAL STANDARD TABLE *****
 ***** 12-19-1991 19:01:35 Version 5.1 *****
 Sample Name: SD-20 Data File: D:\D138 *
 Date: 12-20-1991 00:10:07 Method: PCB 12-10-1991 10:26:00 # 24 *
 Interface: 16 Cycle#: 38 Operator ML Channel#: 0 Vial#: N.A. *
 Starting Peak Width: 1 Threshold: 5 Area Threshold: 10 *

 Instrument Type: TRACOP 540 Column Type: SPE-5 *
 Solvent Description: *
 Conditions: pro #2 *
 Detector: FID *
 Misc. Information: ppm/min Hz *

 Starting Delay: 4.00 Ending retention time: 30.00
 Area reject: 10 One sample per: 0.200 sec.
 Amount injected: 2.00 Dilution factor: 2.00
 Sample weight: 1.00000

PEAK NUM	RET TIME	PEAK NAME	CONCENTRATION PPM	NORMALIZED CONC	AREA	HEIGHT	HEIGHT %L	REF PEAK	% DELTA RET TIME	CONC/AREA
1	4.870		0.1520	2.9534%	764	206	3.7	1		2.0000E-04
2	8.453		0.0367	0.7090%	183	45	4.1	1		2.0000E-04
3	9.580		1.5535	30.0277%	7768	1276	6.1	1		2.0000E-04
4	10.697		0.1009	1.9506%	505	76	6.6	1		2.0000E-04
5	11.200		0.0686	1.3267%	343	91	3.8	1		2.0000E-04
6	11.807		1.6613	32.1107%	8307	1052	7.9	2		2.0000E-04
7	12.160		0.4823	9.3221%	2411	392	6.1	2		2.0000E-04
8	12.380		0.0357	0.6514%	169	50	3.4	1		2.0000E-04
9	12.740		0.0575	1.1110%	280	72	4.0	1		2.0000E-04
10	13.350		0.0734	1.4107%	367	92	4.0	1		2.0000E-04
11	13.660		0.0485	0.9370%	243	58	4.2	1		2.0000E-04
12	14.310		0.1166	2.2504%	584	80	7.3	1		2.0000E-04
13	14.433		0.0324	0.6255%	162	62	2.9	1		2.0000E-04
14	14.920		0.1151	2.2243%	575	86	6.7	1		2.0000E-04
15	15.970		0.0386	0.7507%	194	56	3.5	1		2.0000E-04
16	16.590		0.0191	0.3684%	95	30	3.2	1		2.0000E-04
17	17.390		0.1137	2.1900%	569	60	9.4	1		2.0000E-04
18	20.007		0.1074	2.0759%	537	84	6.4	1		2.0000E-04
19	20.410	DEC	0.3610	6.9788%	4170	4064	10.3	1	0	3.6570E-06

TOTAL AMOUNT = 5.1727



4-30 Min Scale: 10 MV
 Blk Processed: 12-19-1991 19:36:22, segment 11, cycle 39
 RAW DATA SAVED IN FILE D:LD139.PTS

```

***** EXTERNAL STANDARD TABLE *****
***** 12-19-1991 19:37:49 Version 5.1 *****
< Sample Name: Blk                               Data File: D:LD139
* Date: 12-20-1991 01:42:44 Method: PCB 12-10-1991 10:26:32 # 24
* Interface: 16 Cycle#: 39 Operator ML Channel#: 0 Vial#: N.A.
* Starting Peak Width: 2 Threshold: 5 Area Threshold: 10
*****
* Instrument Type: TRACOR 540                     Column Type: SPB-5
* Solvent Description:
* Conditions: pro #2
* Detector 0:                                     Detector 1: FID
* Misc. Information: 9 cc/min He
*****
Starting Delay: 4.00                               Ending retention time: 30.00
Area reject: 10                                   One sample per 0.200 sec.
Amount injected: 1.00                             Dilution factor: 1.00
Sample Weight: 1.00000
  
```

PEAK	RET	PEAK	CONCENTRATION in	NORMALIZED	AREA	HEIGHT	AREA/ HEIGHT BL	REF PEAK	% DELTA RET TIME	CONC/AREA
NUM	TIME	NAME	PPM	CONC						
1	4.973		0.0116	29.7124%	116	49	2.4 1			1.0000E-04
2	11.890		0.0289	71.2976%	289	56	5.2 1			1.0000E-04

TOTAL AMOUNT = 0.0405

$DF = \frac{100}{500}$
 $CF = \frac{31.9}{10} = 3.19$

$DF/CF = .627$

$.075 \times 5 = .375 \times .627$
 $= .235 \text{ ppm}$



4-30 Min Scale: 10 MV
 SD-21 Processed: 12-19-1991 20:12:40, segment 12, cycle 40
 RAW DATA SAVED IN FILE D:\LD140.PTS

***** EXTERNAL STANDARD TABLE *****
 ***** 12-19-1991 20:14:09 Version 5.1 *****
 * Sample Name: SD-21 Data File: D:\LD140 *
 * Date: 12-20-1991 02:55:16 Method: PCB 12-10-1991 10:26:32 # 24 *
 * Interface: 16 Cycle#: 40 Operator ML Channel#: 0 Vial#: N.A. *
 * Starting Peak Width: 2 Threshold: 5 Area Threshold: 10 *

 * Instrument Type: TRACOR 540 Column Type: SPB-5 *
 * Solvent Description: *
 * Conditions: pro #2 *
 * Detector 0: Detector 1: FID *
 * Misc. Information: 2 cc/min He *

 Starting Delay: 4.00 Ending retention time: 30.00
 Area reject: 10 One sample per 0.200 sec.
 Amount injected: 1.00 Dilution factor: 2.00
 Sample weight: 1.00000

PEAK NUM	RET TIME	PEAK NAME	CONCENTRATION in PPM	NORMALIZED CONC	AREA	HEIGHT	AREA/ HEIGHT BL	REF PEAK	% DELTA RET TIME	CONC/AREA
1	4.172		0.0273	0.9345%	136	55	2.5 1			2.0000E-04
2	4.873		0.0860	2.9447%	430	136	3.2 1			2.0000E-04
3	8.500		0.1020	3.4928%	510	69	7.4 1			2.0000E-04
4	9.583		1.9698	67.4800%	9849	1524	6.5 1			2.0000E-04
5	10.730		0.0838	2.8694%	419	71	5.9 1			2.0000E-04
6	11.197		0.0556	1.9033%	278	69	4.0 1			2.0000E-04
7	11.880		0.1321	4.5240%	660	127	5.2 1			2.0000E-04
8	20.007		0.0945	3.2291%	471	61	7.8 1			2.0000E-04
9	20.413 SEC		0.3685	12.6222%	42730	4031	10.6 1	9	0	9.6230E-06

TOTAL AMOUNT = 2.9191



4-30 Min Scale: 10 MV
 BLK Processed: 12-19-1991 20:49:04, segment 1, cycle 41
 RAW DATA SAVED IN FILE D:LD141.PTS

```

***** EXTERNAL STANDARD TABLE *****
***** 12-19-1991 20:50:30 Version 5.1 *****
* Sample Name: BLK                               Data File: D:LD141 *
* Date: 12-20-1991 04:08:08 Method: PCB 12-10-1991 10:26:32 # 24 *
* Interface: 16 Cycle#: 41 Operator ML Channel#: 0 Vial#: N.A. *
* Starting Peak Width: 2 Threshold: 5 Area Threshold: 10 *
*****
* Instrument Type: TRACOR 540                      Column Type: SPB-5 *
* Solvent Description:                               *
* Conditions: pro #2                               *
* Detector 0:                                       Detector 1: FID *
* Misc. Information: 9 cc/min He                   *
*****
Starting Delay: 4.00                               Ending retention time: 30.00
Area reject: 10                                    One sample per 0.200 sec.
Amount injected: 1.00                               Dilution factor: 1.00
Sample Weight: 1.00000
  
```

PEAK	RET	PEAK	CONCENTRATION in	NORMALIZED	AREA	AREA/	REF	% DELTA	
NUM	TIME	NAME	PPM	CONC	HEIGHT	HEIGHT BL	PEAK	RET TIME	CONC/AREA

TOTAL AMOUNT = 0.0000

$$DF = \frac{2}{10} = 0.2$$

$$CF = \frac{31.5}{10} = 3.15$$

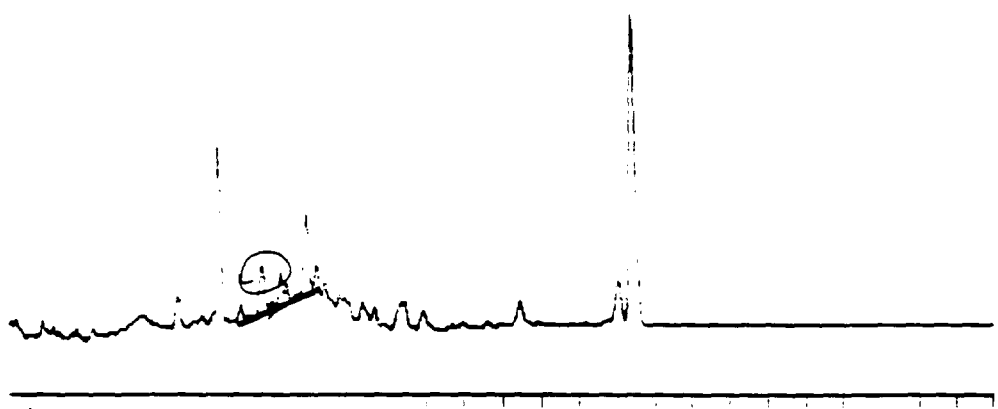
$$\frac{DF}{CF} = \frac{0.2}{3.15} = 0.0635$$

$$.075 \times 7 = .525$$

$$\times 0.635$$

.33 ppm

PK HT. = 7 mm



4-30 Min Scale: 10 MV
 5D-21D Processed: 12-19-1991 21:25:39, segment 2, cycle 42
 DATA SAVED IN FILE D:\LD142.PTS

***** EXTERNAL STANDARD TABLE *****

***** 12-19-1991 21:27:07 Version 5.1 *****
 * Sample Name: 5D-21D Data File: D:\LD142 *
 * Date: 12-20-1991 05:21:13 Method: PCB 12-10-1991 10:26:32 # 24 *
 * Interface: 16 Cycle#: 42 Operator ML Channel#: 0 Vial#: N.A. *
 * Starting Peak Width: 2 Threshold: 5 Area Threshold: 10 *

 * Instrument Type: TRACOR 540 Column Type: SPB-5 *
 * Solvent Description: *
 * Conditions: pro #2 *
 * Detector 0: Detector 1: FID *
 * Misc. Information: 9 cc/min He *

Starting Delay: 4.00 Ending retention time: 30.00
 Area reject: 10 One sample per 0.200 sec.
 Amount injected: 1.00 Dilution factor: 2.00
 Sample weight: 1.00000

PEAK NUM	RET TIME	PEAK NAME	CONCENTRATION in PPM	NORMALIZED CONC	AREA	HEIGHT	AREA/ HEIGHT BL	REF PEAK	% DELTA RET TIME	CONC/AREA
1	4.877		0.0251	0.45308	126	50	2.5 1			2.0000E-04
2	9.503		0.1040	1.87848	520	68	7.7 1			2.0000E-04
3	9.583		2.8664	51.78008	14332	2188	6.5 1			2.0000E-04
4	10.717		0.1345	2.42938	672	91	7.4 1			2.0000E-04
5	11.210		0.3622	6.54348	1811	314	5.8 1			2.0000E-04
6	11.890		1.4716	26.58468	7358	918	8.0 1			2.0000E-04
7	12.160		0.0566	1.02258	283	65	4.3 1			2.0000E-04
8	13.337		0.0414	0.74868	207	54	3.8 1			2.0000E-04
9	20.017		0.1087	1.96408	544	76	7.2 1			2.0000E-04
10	20.427	DBP	0.3651	6.59478	42260	3959	10.7 1	10	0	8.6384E-06

TOTAL AMOUNT = 5.5357



4-30 Min Scale: 10 Mv
 BLK Processed: 12-19-1991 22:02:07, segment 3, cycle 43
 RAW DATA SAVED IN FILE D:LD143.PTS

***** EXTERNAL STANDARD TABLE *****

***** 12-19-1991 22:03:33 Version 5.1 *****
 * Sample Name: BLK Data File: D:LD143 *
 * Date: 12-20-1991 06:34:13 Method: PCB 12-10-1991 10:26:32 # 24 *
 * Interface: 16 Cycle#: 43 Operator ML Channel#: 0 Vial#: N.A. *
 * Starting Peak Width: 2 Threshold: 5 Area Threshold: 10 *

 * Instrument Type: TRACOR 540 Column Type: SPB-5 *
 * Solvent Description: *
 * Conditions: pro #2 *
 * Detector 0: Detector 1: FID *
 * Misc. Information: 9 cc/min He *

 Starting Delay: 4.00 Ending retention time: 30.00
 Area reject: 10 One sample per 0.200 sec.
 Amount injected: 1.00 Dilution factor: 1.00
 Sample Weight: 1.00000

AK	RET	PEAK	CONCENTRATION in	NORMALIZED	AREA	AREA/	REF	% DELTA	
TIME		NAME	PPM	CONC	HEIGHT	HEIGHT BL	PEAK	RET TIME	CONC/AREA


TOTAL AMOUNT = 0.0000

$C1 = \frac{500}{100} = 100$

$0.75 \times 48 = \frac{3.6}{100} \times 1000$

$= 36 \text{ ppb}$

ATYCK
27X1037 = 1999



100 MV Scale 10 MV
 100MS Processed: 10-10-1991 20:08:47, segment 4, cycle 44
 DATA SAVED IN FILE 010144.DAT

***** EXTERNAL STANDARD TABLE *****

***** 10-10-1991 20:08:47 Version 1.1 *****
 Sample Name: SW-19MS Data File: 010144
 Date: 10-10-1991 07:47:07 Method: PCB 10-10-1991 10:16:02 # 14
 Interface: 15 Cycles: 44 Operator: ML Channel: 0 Vials: N/A
 Starting Peak Width: 2 Threshold: 5 Area Threshold: 10
 Instrument Type: TRACOR 540 Column Type: SPB-5
 Solvent Description:
 Conditions: pro #2 Detector: FID
 Sc. Information: 9 cc/min He
 Starting Delay: 4.00 Ending retention time: 30.00
 Peak Delay: 10 One sample per: 0.200 sec.
 Multi-Injected: 1.00 Dilution factor: 1.00
 Sample Weight: 1.00000


RET TIME	PEAK NAME	CONCENTRATION IN OPG	NORMALIZED CONC	AREA	HEIGHT	AREA/HEIGHT	REF PEAK	% DELTA RET TIME	CONC/AREA
9.360		0.0942	0.13200	742	245	3.01			1.0000E-04
9.411		0.0417	0.05842	417	108	3.81			1.0000E-04
9.800		0.0282	0.03962	282	77	3.61			1.0000E-04
9.821		1.7291	1.42312	17291	1754	9.81			1.0000E-04
9.827		0.0382	0.05262	382	74	5.01			1.0000E-04
9.828		0.1901	0.26642	1901	459	4.12			1.0000E-04
9.829		6.3249	6.06352	63249	9309	6.82			1.0000E-04
10.127		0.0365	0.05112	365	96	4.21			1.0000E-04
10.477		3.4865	4.00582	34865	3889	9.22			1.0000E-04
10.943		0.2323	0.32552	2323	379	6.12			1.0000E-04
11.170		1.7755	2.48812	17755	2687	6.61			1.0000E-04
11.610		0.0130	1.13942	8130	967	8.42			1.0000E-04
11.860		8.7803	12.38422	87803	9869	8.92			1.0000E-04
12.147		3.5201	4.93292	35201	4525	7.82			1.0000E-04
12.280		1.9815	2.77682	19815	2588	7.72			1.0000E-04
12.510		0.3852	0.53982	3852	707	5.42			1.0000E-04
12.550		2.5266	3.53782	25266	3478	7.32			1.0000E-04
12.867		3.1730	4.44652	31730	2732	11.62			1.0000E-04
13.320		4.0886	5.61752	40886	3574	11.22			1.0000E-04
13.447		2.6530	3.71782	26530	3306	8.02			1.0000E-04
13.897		0.4544	0.63672	4544	657	6.92			1.0000E-04
14.250		4.7443	6.64842	47443	5351	8.82			1.0000E-04
14.417		4.6190	6.47292	46190	6188	7.62			1.0000E-04
14.820		6.7071	9.39882	67071	4709	14.21			1.0000E-04
15.493		2.1372	2.99582	21372	2201	10.72			1.0000E-04
15.950		1.2184	4.51822	32184	3882	8.32			1.0000E-04
16.283		0.4869	0.96262	4869	767	9.02			1.0000E-04
16.567		2.9697	4.16162	29697	3551	8.42			1.0000E-04
16.930		0.0248	0.03762	248	50	5.11			1.0000E-04
17.187		0.4157	0.58252	4157	740	5.61			1.0000E-04
17.350		0.2968	0.41592	2968	190	15.61			1.0000E-04
17.910		1.6884	2.36882	16884	2017	8.41			1.0000E-04
18.767		0.0398	0.05572	398	76	5.21			1.0000E-04
19.990		1.1861	1.66212	11861	1252	9.51			1.0000E-04
20.400 282		0.3525	0.49292	8925	8256	10.71	25	0	1.9584E-06

TOTAL AMOUNT = 71.3898

* h₂ = 62 mm

.075 x 62 = 4.65
100

46.5 ppb



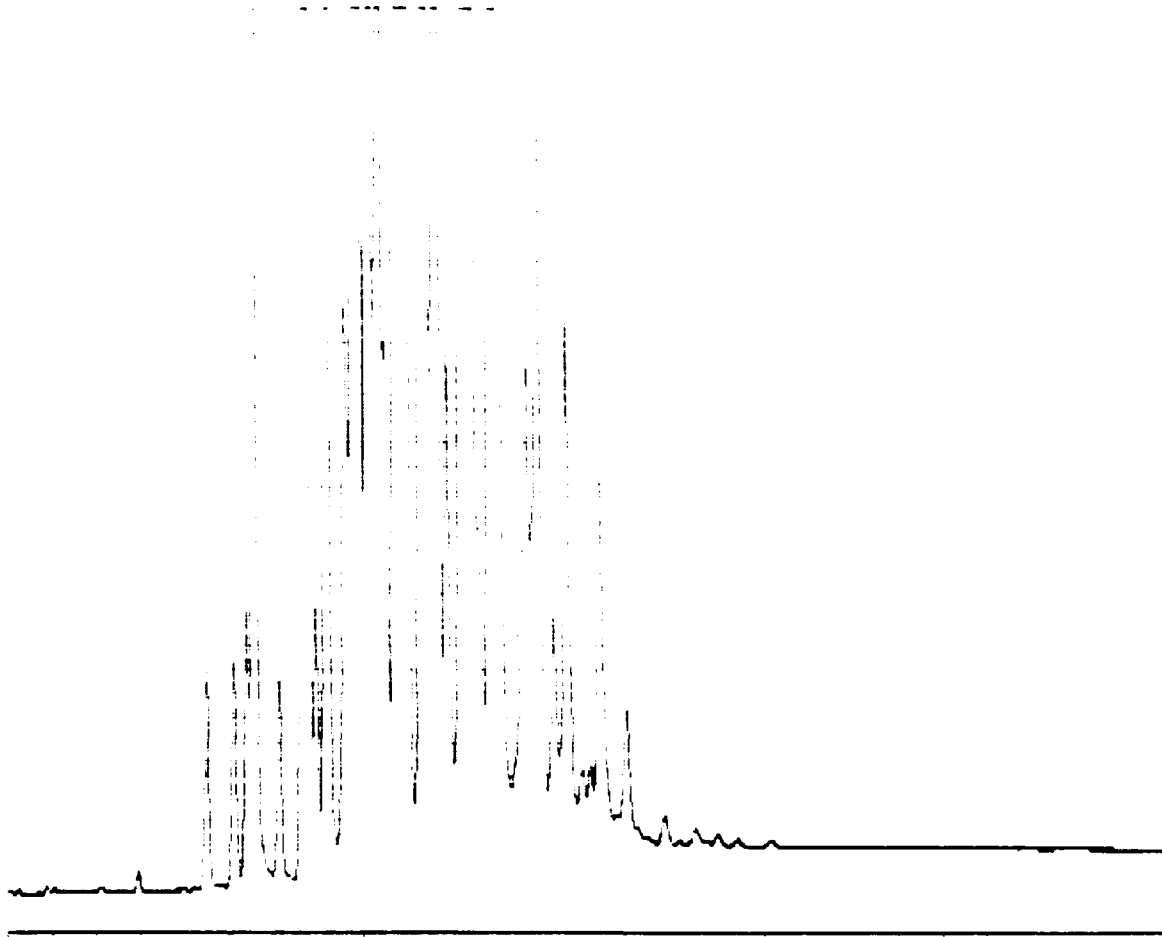
4-30 MIN SCALE: 10 MV
 BW-15 Processed: 12-10-1991 10:15:20. Segment 1 of 1 of 4
 RAW DATA SAVED IN FILE: 120145.PRT

***** INTERNAL STANDARD TABLE *****
 ***** 12-10-1991 10:15:50 version 3.1 *****
 * Sample Name: BW-15 Data File: 120145
 * Date: 12-10-1991 09:00:30 Method: PCB 12-10-1991 10:26:32 # 24
 * Interface: 15 Cycle#: 45 Operator ML Channel#: 0 Trial#: N.A.
 * Starting Peak Width: 1 Threshold: 5 Area Threshold: 10
 * Instrument Type: TRACOR 340 Column Type: SPB-5
 * Solvent Description:
 * Conditions: pro #2
 * Detector 0:
 * Misc. Information: 9 cc/min He Detector 1: FID

Starting Delay: 4.00 Ending retention time: 30.00
 Area reject: 10 One sample per 0.200 sec.
 Amount injected: 1.00 Dilution factor: 1.00
 Sample Weight: 1.00000

PEAK NUM	RET TIME	PEAK NAME	CONCENTRATION IN PPM	NORMALIZED CONC	AREA	HEIGHT	AREA/ HEIGHT BL	REF PEAK	% DELTA RET TIME	CONC/AREA
1	8.430		1.6666	2.46258	16666	1560	10.0 1			1.0000E-04
2	9.110		0.2851	0.42128	2851	456	5.2 1			1.0000E-04
3	9.390		0.3339	0.49338	3339	575	5.8 2			1.0000E-04
4	9.567		3.7152	5.48948	37152	5362	5.9 2			1.0000E-04
5	10.127		0.2604	0.38478	2604	442	5.9 1			1.0000E-04
6	10.677		4.3686	6.45498	43686	4849	9.0 1			1.0000E-04
7	10.950		0.0259	0.03838	259	72	3.6 1			1.0000E-04
8	11.193		2.5053	3.70188	25053	3649	6.9 1			1.0000E-04
9	11.607		0.9010	1.33138	9010	1104	8.2 2			1.0000E-04
10	11.867		10.5509	15.58978	105509	11849	8.9 2			1.0000E-04
11	12.150		3.6990	5.44688	36990	5280	7.0 2			1.0000E-04
12	12.363		1.6731	2.47218	16731	2580	6.5 2			1.0000E-04
13	12.733		2.3342	3.44908	23342	3314	7.0 2			1.0000E-04
14	12.873		3.9328	5.81098	39328	3301	11.9 2			1.0000E-04
15	13.327		4.9743	7.34998	49743	4294	11.6 2			1.0000E-04
16	13.650		3.6517	5.39568	36517	4387	8.3 2			1.0000E-04
17	13.897		0.6355	0.93908	6355	381	7.2 2			1.0000E-04
18	14.293		5.8235	8.60478	58235	6314	9.2 2			1.0000E-04
19	14.417		4.8105	7.10788	48105	6394	7.5 2			1.0000E-04
20	14.897		4.2566	6.28958	42566	4625	9.2 1			1.0000E-04
21	15.697		1.2654	1.86908	12654	1149	11.0 2			1.0000E-04
22	15.950		1.7053	2.51968	17053	1988	8.6 2			1.0000E-04
23	16.290		0.0487	0.07208	487	89	5.5 1			1.0000E-04
24	16.573		1.2914	1.90818	12914	1642	7.9 1			1.0000E-04
25	17.323		1.3342	1.97138	13342	1255	10.6 1			1.0000E-04
26	17.307		0.0393	0.05808	393	34	4.7 1			1.0000E-04
27	19.990		1.1710	1.73158	11710	1227	9.5 2			1.0000E-04
28	20.397	DBC	0.4177	0.61718	107237	3908	10.8 2	28	0	3.8946E-06

TOTAL AMOUNT = 67.6785

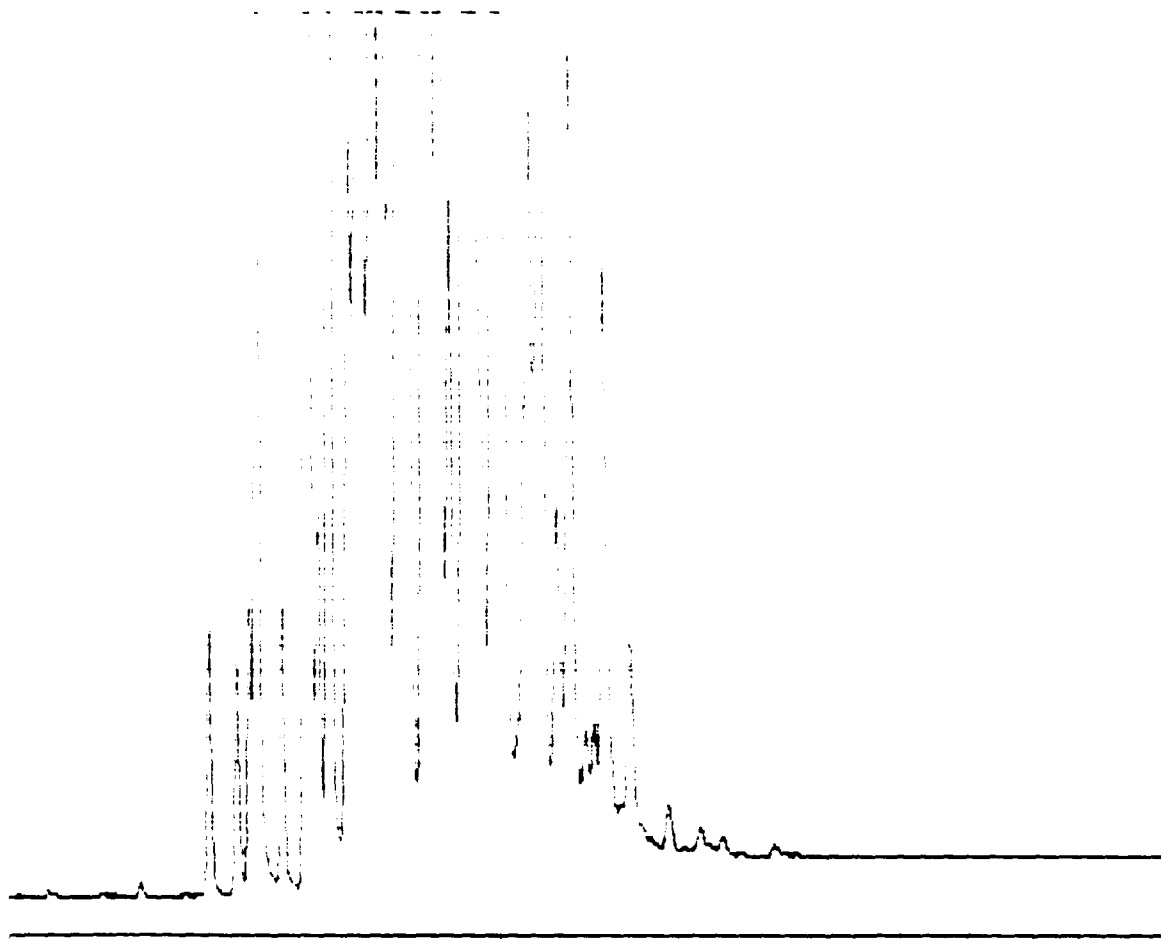


4-30 Min Scale: 10 MV
 CW-01 Processed: 12-19-1991 23:52:00, segment 6, cycle 46
 RAW DATA SAVED IN FILE D:LD146.PTS

```

***** EXTERNAL STANDARD TABLE *****
***** 12-19-1991 23:53:30 Version 5.1 *****
* Sample Name: CW-01                               Data File: D:LD146
* Date: 12-20-1991 10:13:45 Method: PCB 12-10-1991 10:26:32 # 24
* Interface: 16 Cycle#: 46 Operator ML Channel#: 0 Vial#: N.A.
* Starting Peak Width: 2 Threshold: 5 Area Threshold: 10
*****
* Instrument Type: TRACOR 540                      Column Type: SPB-5
* Solvent Description:
* Conditions: pro #2
* Detector 0:
* Misc. Information: 9 cc/min He                   Detector 1: FID
*****
Starting Delay: 4.00                               Ending retention time: 30.00
Area reject: 10                                    One sample per 0.200 sec.
Amount injected: 1.00                               Dilution factor: 1000.00
Sample Weight: 1.00000
  
```

AK	RET TIME	PEAK NAME	CONCENTRATION in PPM	NORMALIZED CONC	AREA	HEIGHT	AREA/ HEIGHT BL	REF PEAK	% DELTA RET TIME	CONC/AREA
1	6.940		11.6600	0.0042%	117	45	2.6 1			1.0000E-01
2	8.510		1506.7300	0.5365%	15067	2325	6.5 1			1.0000E-01
3	9.120		1619.1296	0.5765%	16191	2436	6.6 1			1.0000E-01
4	9.400		1714.6493	0.6106%	17146	2862	6.0 2			1.0000E-01
5	9.567		10801.4678	3.8462%	108015	15403	7.0 2			1.0000E-01




4-30 Min Scale: 10 Mv
 SD-01 Processed: 12-20-1991 00:28:10, segment 7, cycle 47
 RAW DATA SAVED IN FILE D:LD147.PTS

```

***** EXTERNAL STANDARD TABLE *****
***** 12-20-1991 00:29:40 Version 5.1 *****
* Sample Name: SD-01                               Data File: D:LD147 *
* Date: 12-20-1991 11:26:14 Method: PCB 12-10-1991 10:26:32 # 24 *
* Interface: 16 Cycle#: 47 Operator ML Channel#: 0 Vial#: N.A. *
* Starting Peak Width: 2 Threshold: 5 Area Threshold: 10 *
*****
* Instrument Type: TRACOR 540                       Column Type: SPB-5 *
* Solvent Description: *
* Conditions: pro #2 *
* Detector 0: * Detector 1: FID *
* Misc. Information: 9 cc/min He *
*****
Starting Delay: 4.00 Ending retention time: 30.00
Area reject: 10 One sample per 0.200 sec.
Amount injected: 1.00 Dilution factor: 1000.00
Sample Weight: 1.00000
  
```

PK	RET TIME	PEAK NAME	CONCENTRATION in PPM	NORMALIZED CONC	AREA	HEIGHT	AREA/ HEIGHT BL	REF PEAK	% DELTA RET TIME	CONC/AREA
1	8.520		1875.9800	0.4491%	18760	2914	6.4 1			1.0000E-01
2	9.120		1621.6600	0.3882%	16217	2436	6.7 1			1.0000E-01
3	9.413		1876.6509	0.4492%	18767	3134	6.0 2			1.0000E-01
4	9.580		10890.0977	2.6070%	108901	15406	7.1 2			1.0000E-01
5	10.147		1963.7400	0.4701%	19637	3059	6.4 1			1.0000E-01



1.30 Min Scale: 10 MV
 CW-31 Processed: 12-20-1991 01:04:45, segment 8, cycle 48
 RAW DATA SAVED IN FILE D:\D148.PTS

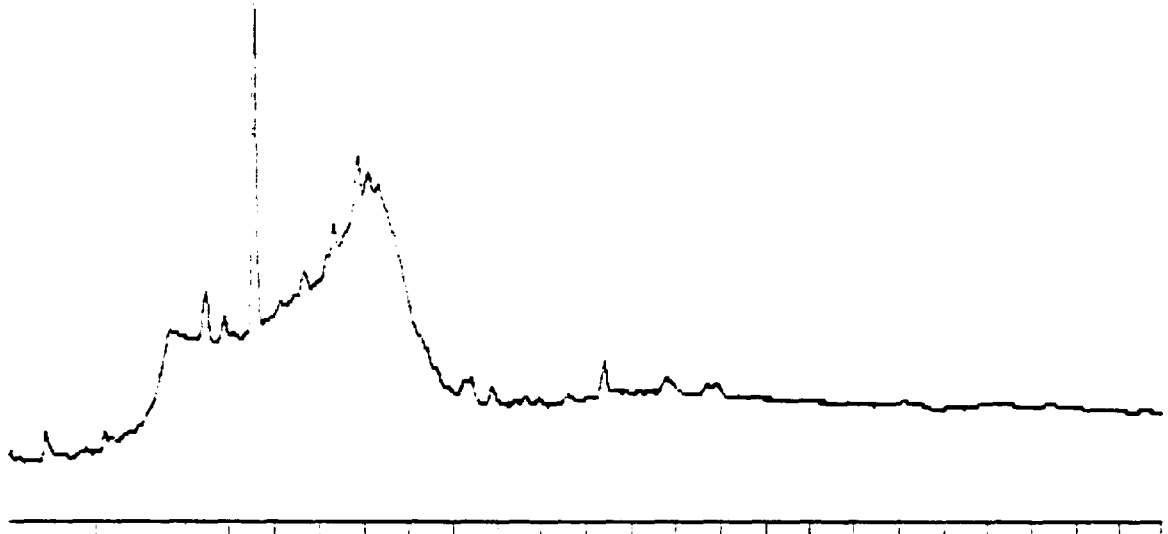
***** EXTERNAL STANDARD TABLE *****

***** 12-20-1991 01:06:15 version 2.1 *****
 Sample Name: CW-31 Data File: 0148
 Date: 12-20-1991 12:39:26 Method: PCB 12-10-1991 10:22:30 # 24
 Integrator: 15 Cycles: 40 Operator: ML Channels: 0 Gain: 10.0 A
 Standard Peak Width: 1 Threshold: 5 Area Threshold: 10
 Instrument Type: TRACOR 540 Column Type: SPB-5
 Solvent Description:
 Conditions: pro #2
 Detector: FID
 Misc. Information: 3.00/min He

Starting Delay: 4.00 Ending retention time: 30.00
 Area reject: 10 One sample per: 0.200 sec.
 Amount injected: 1.00 Dilution factor: 1000.00
 Sample weight: 0.00000

RET TIME	PEAK NAME	CONCENTRATION PPB	NORMALIZED CONC	AREA	HEIGHT	HEIGHT PL	REF PEAK	% DELTA RET TIME	CONC/AREA
8.511		1132.8401	0.59213	11128	1794	6.1 1			1.0000E-01
9.121		1099.6000	0.57473	10946	1574	6.6 1			1.0000E-01
9.401		1164.7511	0.60881	11547	1979	5.9 1			1.0000E-01
9.571		1576.4781	0.96013	15755	10943	6.9 1			1.0000E-01
10.117		1063.2607	0.52444	10572	1601	6.1 1			1.0000E-01
10.167		15797.6641	8.25713	15797	16549	6.5 1			1.0000E-01
10.357		1371.0227	0.71663	13710	1923	7.1 1			1.0000E-01
11.221		9090.6307	4.75153	9090	13053	7.0 2			1.0000E-01
11.317		1377.0857	0.76513	13771	1812	6.9 1			1.0000E-01
11.977		32003.5694	16.72773	32003	34893	9.2 1			1.0000E-01
12.141		12430.1807	6.49703	12432	16632	7.3 2			1.0000E-01
12.371		7807.7207	4.08183	7807	10148	7.7 1			1.0000E-01
12.511		1418.1366	0.74123	1418	2003	6.9 2			1.0000E-01
12.757		3996.1631	2.08073	3996	6972	5.7 2			1.0000E-01
12.877		1661.4618	0.86883	1661	3140	5.3 2			1.0000E-01
13.327		14400.9911	7.52713	14400	12667	11.4 1			1.0000E-01
13.657		11413.2432	5.96553	11413	13150	8.7 2			1.0000E-01
13.901		2598.4414	1.35823	2598	3212	8.1 2			1.0000E-01
14.301		14720.1279	7.69813	14720	15804	9.3 2			1.0000E-01
14.421		15433.6107	8.06603	15434	16847	9.2 2			1.0000E-01
14.907		16598.9982	8.67603	16599	12944	12.8 2			1.0000E-01
15.591		1025.6303	0.53613	1025	1759	5.8 2			1.0000E-01
15.791		2754.9536	1.44003	2755	2168	8.7 2			1.0000E-01
15.957		4801.8807	2.53163	4801	4913	9.9 2			1.0000E-01
16.293		1012.9980	0.52953	1013	1280	7.9 2			1.0000E-01
16.587		2900.6577	1.52073	2900	2317	8.8 2			1.0000E-01
17.111		22.2600	0.01163	22	61	3.6 1			1.0000E-01
17.327		1996.6801	1.04363	1996	2186	9.1 1			1.0000E-01
17.921		614.3080	0.32113	614	764	8.0 2			1.0000E-01

TOTAL AMOUNT = 191321.0470



4-30 Min Scale: 10 MV
 SD-6RE Processed: 12-20-1991 01:41:16, segment 9, cycle 49
 End of sequence file reached at cycle 49
 RAW DATA SAVED IN FILE D:LD149.PTS

***** EXTERNAL STANDARD TABLE *****

***** 12-20-1991 01:42:43 Version 5.1 *****
 * Sample Name: SD-6RE Data File: D:LD149 *
 * Date: 12-20-1991 13:52:32 Method: PCB 12-10-1991 10:26:32 # 24 *
 * Interface: 16 Cycle#: 49 Operator ML Channel#: 0 Vial#: N.A. *
 * Starting Peak Width: 2 Threshold: 5 Area Threshold: 10 *

 * Instrument Type: TRACOR 540 Column Type: SPB-5 *
 * Solvent Description: *
 * Conditions: pro #2 *
 * Detector 0: Detector 1: FID *
 * Misc. Information: 9 cc/min He *


 Starting Delay: 4.00 Ending retention time: 30.00
 Area reject: 10 One sample per 0.200 sec.
 Amount injected: 1.00 Dilution factor: 1.00
 Sample Weight: 1.00000

RET TIME	PEAK NAME	CONCENTRATION in PPM	NORMALIZED CONC	AREA	HEIGHT	AREA/ HEIGHT BL	REF PEAK	% DELTA RET TIME	CONC/AREA
4.857		0.0272	1.0390%	272	65	4.2 1			1.0000E-04
8.497		0.0626	2.3888%	626	82	7.6 1			1.0000E-04
8.890		0.0181	0.6901%	181	49	3.7 1			1.0000E-04
9.567		0.2318	88.0000%	2318	298	7.8 1			1.0000E-04

$DF = \frac{5000}{1} = 5000$
 $CF = \frac{11.3}{10} = 1.13$
 $DF/CF = 4424.7$
 $.075 \times 85 = 6.38 \times 4424$

1242 [28,230 ppm]

.062 x 85 = 5.27 x 4424
 23,318 ppm
 1016



4-30 Min Scale: 10 Mv
 5D-01 Processed: 12-20-1991 11:41:32, segment 1, cycle 54
 RAW DATA SAVED IN FILE D:\LD154.PTS

```

***** EXTERNAL STANDARD TABLE *****
***** 12-20-1991 11:43:04 Version 3.1 *****
* Sample Name: 5D-01 Data File: D:\LD154 *
* Date: 12-20-1991 11:42:24 Method: PCB 12-10-1991 10:26:32 # 24 *
* Interface: 16 Cycle#: 54 Operator ML Channel#: 0 Vial#: N.A. *
* Starting Peak Width: 2 Threshold: 5 Area Threshold: 10 *
*****
* Instrument Type: TRACOR 540 Column Type: SPB-5 *
* Solvent Description: *
* Conditions: pro #2 *
* Detector 0: Detector 1: FID *
* Misc. Information: 9 cc/min He *
*****
Starting Delay: 4.00 Ending retention time: 30.00
Area reject: 10 One sample per 0.200 sec.
Amount injected: 1.00 Dilution factor: 5000.00
Sample Weight: 1.00000
  
```

PK	RET TIME	PEAK NAME	CONCENTRATION in PPM	NORMALIZED CONC	AREA	HEIGHT	AREA/ HEIGHT BL	REF PEAK	% DELTA RET TIME	CONC/AREA
1	9.727		2242.9000	0.5232%	4486	746	5.0 1			5.0000E-01
2	9.343		1624.7499	0.3790%	3250	543	5.0 1			5.0000E-01
3	9.627		2126.8132	0.4962%	4254	743	5.7 2			5.0000E-01
4	9.793		12691.2812	2.9608%	25383	3955	6.4 2			5.0000E-01
5	10.360		2152.3000	0.5021%	4305	745	5.8 1			5.0000E-01

$$DF = \frac{5000}{1} = 5000$$

$$CF = \frac{12.9}{10} = 1.29$$

$$\frac{DF}{CF} = 3875.9$$

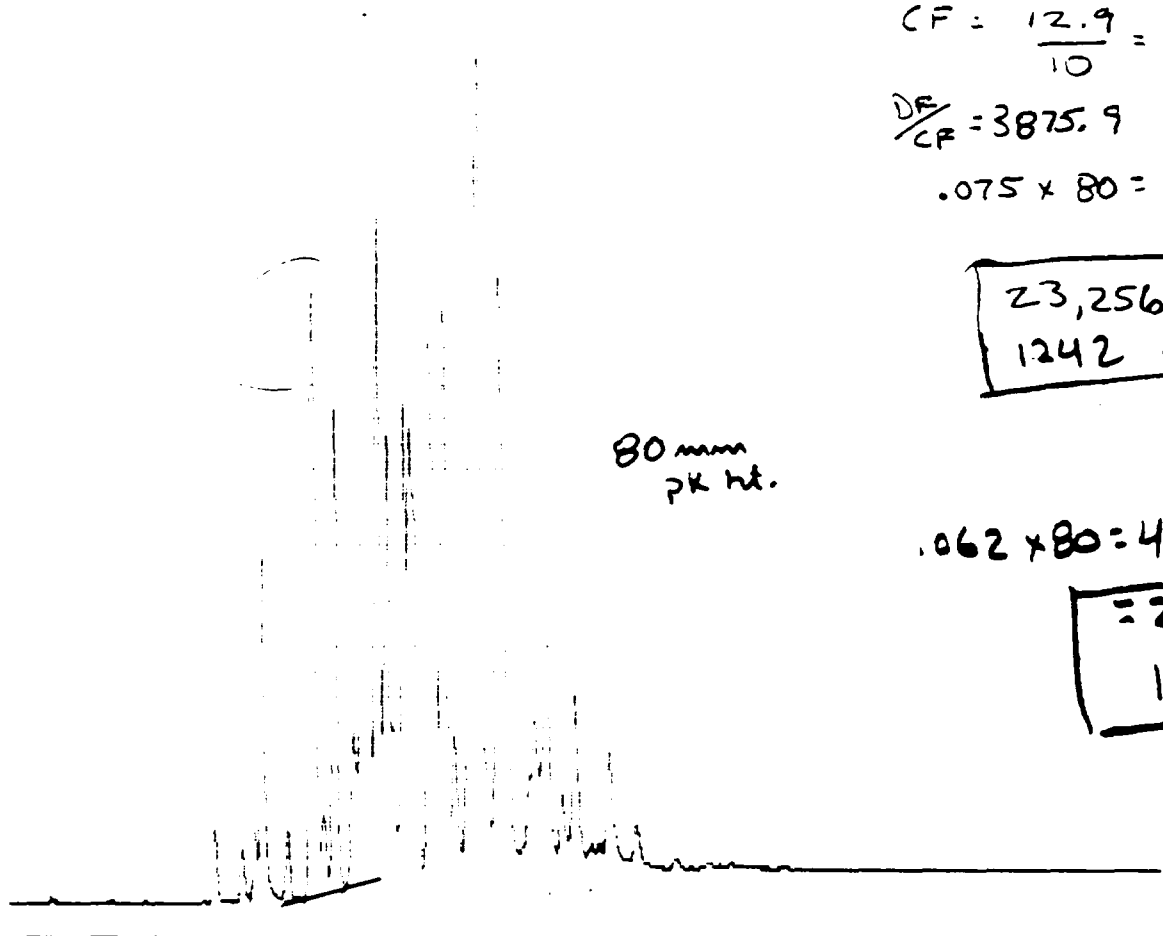
$$.075 \times 80 = 6 \times 38$$

23,256 ppm
1242

80 mm
pk ht.

$$.062 \times 80 = 4.96 \times 38$$

= 21,947
196



4-30 Min Scale: 10 Mv
SD-31 Processed: 12-20-1991 12:17:25, segment 2, cycle 55
RAW DATA SAVED IN FILE D:LD155.PTS

```

***** EXTERNAL STANDARD TABLE *****
***** 12-20-1991 12:18:59 Version 3.1 *****
* Sample Name: SD-31 Data File: D:LD155 *
* Date: 12-20-1991 12:54:12 Method: PCB 12-10-1991 10:26:02 # 24 *
* Interface: 16 Cycle#: 55 Operator ML Channel#: 0 Vial#: N.A. *
* Starting Peak Width: 2 Threshold: 5 Area Threshold: 10 *
*****
* Instrument Type: TRACOR 540 Column Type: GPB-5 *
* Solvent Description: *
* Conditions: pro #2 *
* Detector 0: *
* Detector 1: FID *
* Misc. Information: 9 cc/min He *
*****
Starting Delay: 4.00 Ending retention time: 30.00
Area reject: 10 One sample per 0.200 sec.
Amount injected: 1.00 Dilution factor: 5000.00
Sample Weight: 1.00000
  
```

K	RET TIME	PEAK NAME	CONCENTRATION in PPM	NORMALIZED CONC	AREA	HEIGHT	AREA/ HEIGHT BL	REF PEAK	% DELTA RET TIME	CONC/AREA
1	3.650		2202.6001	0.5512%	4405	713	6.2 1			5.0000E-01
2	3.267		1473.6000	0.3688%	2947	490	6.0 1			5.0000E-01
3	9.550		1987.3369	0.4974%	3975	688	5.8 2			5.0000E-01
4	3.723		12261.5527	3.0687%	24523	3600	6.8 2			5.0000E-01
5	10.287		2118.9001	0.5303%	4238	703	6.0 1			5.0000E-01

DF = $\frac{5000}{1} = 5000$
 CF = $\frac{1000}{10} = 100$

$.075 \times 8 = .6 \times 50$
 $1242 = 30 \text{ ppm}$

$.1062 \times 8 = .496 \times 50$
 $= 24.8 \text{ ppm}$
 1016

PKHT = 8



4-30 Min Scale: 10 MV
 CW-01 Processed: 12-20-1991 12:53:23, segment 3, cycle 56
 RAW DATA SAVED IN FILE D:LD156.PTS

***** EXTERNAL STANDARD TABLE *****
 ***** 12-20-1991 12:54:53 Version 5.1 *****
 * Sample Name: CW-01 Data File: D:LD156 *
 * Date: 12-20-1991 14:06:11 Method: PCB 12-10-1991 10:26:32 # 24 *
 * Interface: 16 Cycle#: 56 Operator ML Channel#: 0 Vial#: N.A. *
 * Starting Peak Width: 2 Threshold: 5 Area Threshold: 10 *

 * Instrument Type: TRACOR 540 Column Type: SPB-5 *
 * Solvent Description: *
 * Conditions: pro #2 *
 * Detector 0: Detector 1: FID *
 * Misc. Information: 9 cc/min He *

 Starting Delay: 4.00 Ending retention time: 30.00
 Area reject: 10 One sample per 0.200 sec.
 Amount injected: 1.00 Dilution factor: 5000.00
 Sample Weight: 1.00000

PK	RET TIME	PEAK NAME	CONCENTRATION in PPM	NORMALIZED CONC	AREA	HEIGHT	AREA/ HEIGHT	REF PEAK	% DELTA RET TIME	CONC/AREA
1	9.730		968.4000	7.5424%	1937	348	5.6 1			5.0000E-01
2	10.847		273.4000	2.1294%	547	100	5.5 1			5.0000E-01
3	11.363		1303.9000	10.1554%	2608	433	6.0 1			5.0000E-01
4	12.053		6233.7183	48.5511%	12467	1474	8.5 2			5.0000E-01
5	12.337		1729.9778	13.4739%	3460	558	6.2 2			5.0000E-01

$$DF = \frac{5000}{1} = 5000$$

$$CF = \frac{1000}{10} = 100$$

$$\frac{DF}{CF} = 50$$


$$.075 \times 5 = .375 \times 50$$

18.75 ppm
1242

$$.062 \times 5 = .31 \times 50$$

= 15.5
1016

PK ht. = 5 mm



4-30 Min Scale: 10 Mv

CW-31 Processed: 12-20-1991 13:29:25, segment 4, cycle 57

End of sequence file reached at cycle 57

RAW DATA SAVED IN FILE D:\LD157.PTS

***** EXTERNAL STANDARD TABLE *****

***** 12-20-1991 13:30:55 Version 5.1 *****

* Sample Name: CW-31 Data File: D:\LD157 *

* Date: 12-20-1991 15:18:17 Method: PCB 12-10-1991 10:26:32 # 24 *

* Interface: 16 Cycle#: 57 Operator ML Channel#: 0 Vial#: N.A. *

* Starting Peak Width: 2 Threshold: 5 Area Threshold: 10 *

* Instrument Type: TRACOR 540 Column Type: SPB-5 *

* Solvent Description: *

* Conditions: pro #2 *

* Detector 0: Detector 1: FID *

* Misc. Information: 9 cc/min He *

Starting Delay: 4.00 Ending retention time: 30.00

Area reject 10 One sample per 0.200 sec.

Amount injected: 1.00 Dilution factor: 5000.00

Sample weight: 1.00000

K	RET MIN TIME	PEAK NAME	CONCENTRATION in PPM	NORMALIZED CONC	AREA	HEIGHT	AREA/ HEIGHT BL	REF PEAK	% DELTA RET TIME	CONC/AREA
1	9.720		121.0000	2.7131%	242	58	4.2 1			5.0000E-01
2	10.827		194.5000	4.3611%	389	84	4.7 1			5.0000E-01
3	11.353		126.1000	2.8274%	252	58	4.3 1			5.0000E-01
4	12.037		3440.4001	77.1407%	4391	315	13.9 1			5.0000E-01

BENNINGTON LANDFILL - LEI
DAILY ANALYSIS SEQUENCE

NO.	SAMPLE	MTD FILE	DATA FILE	DATE TIME	DILUTIONS & COMMENTS
CAL CHK 11					
210*	AROCLOR 1016	PCB	LD163	12/30/91 8:42:59	
211*	AROCLOR 1221	PCB	LD164	12/30/91 9:19:27	
212*	AROCLOR 1242	PCB	LD165	12/30/91 9:55:59	
213	HEXANE BLK	PCB	LD166	12/30/91 10:32:44	
214*	SW-03	PCB	LD167	12/30/91 11:09:28	
215	SD-24	PCB	LD168	12/30/91 11:46:00	500ul - 1ml

* = Samples used for Quantitative Analysis.

H182:22

PESTICIDE AND PCB DAILY STANDARD CHECK

Calibration Dates: 12/04/91

Check Standard Date: 12/30/91

Instrument I.D.: GCB

Analyst: ML *11

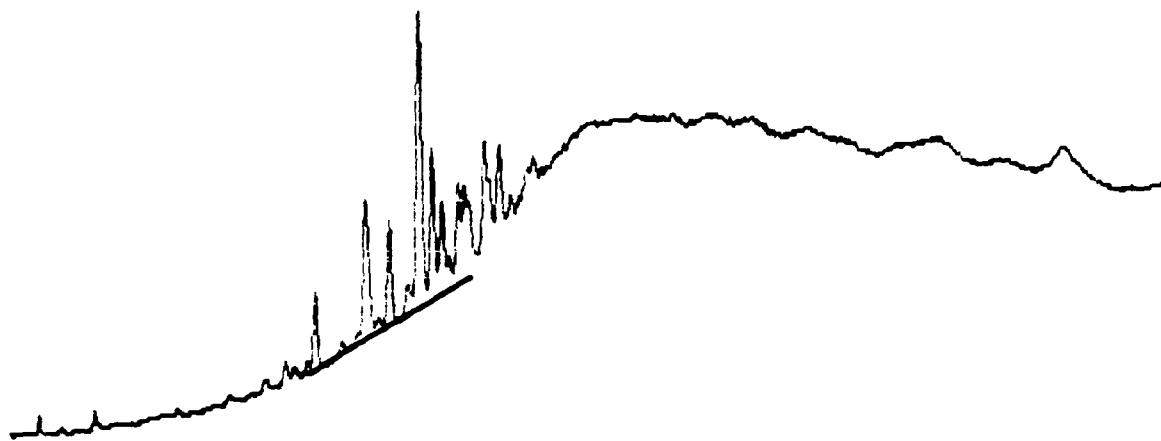
Compound	Calibration Avg. <i>rt</i>	Check Standard <i>rt</i>	% Difference
alpha-BHC			
gamma-BHC			
beta-BHC			
delta-BHC			
Heptachlor			
Aldrin			
Heptachlor epoxide			
Endosulfan I			
4-4'-DDE			
Dieldrin			
Endrin			
4-4'-DDD			
Endosulfan II			
4-4'-DDT			
Endrin Aldehyde			
Endosulfan Sulfate			
Methoxychlor			
DGC			
Toxaphene			
Chlordane			
Aroclor-1016 10.08	.062	.056	10.7
Aroclor-1221 7.4	.176	.167	5.1
Aroclor-1232			
Aroclor-1242 10.82	.075	.065	13.3
Aroclor-1248			
Aroclor-1254			
Aroclor-1260			

* Difference must be <15 for EPA Methods 608 and 816-846 8080

SEQUENCE RECORDED IN D:RE.SEQ

$$1016 RF = \frac{1}{18} = .056$$

$$\frac{.062 - .056}{.056} = 10.7\% \text{ D.B.B}$$




4-30 Min Scale: 10 Mv

CK16 Processed: 12-30-1991 08:41:02, segment 1, cycle 63
RAW DATA SAVED IN FILE D:LD163.PTS

```
***** EXTERNAL STANDARD TABLE *****
***** 12-30-1991 08:42:59 Version 5.1 *****
* Sample Name: CK16 Data File: D:LD163 *
* Date: 12-30-1991 08:42:03 Method: PCB 12-10-1991 10:26:32 # 24 *
* Interface: 16 Cycle#: 63 Operator ML Channel#: 0 Vial#: N.A. *
* Starting Peak Width: 2 Threshold: 5 Area Threshold: 10 *
*****
* Instrument Type: TRACOR 540 Column Type: SPB-5 *
  Solvent Description: *
  Conditions: pro #2 *
* Detector 0: Detector 1: FID *
* Misc. Information: 9 cc/min He *
*****
Starting Delay: 4.00 Ending retention time: 30.00
Area reject: 10 One sample per 0.200 sec.
Amount injected: 1.00
```

$$\frac{.176 - .167}{.176} = 5.1\% \text{ Diff}$$

$$1221 \text{ RF} = \frac{1}{6} = .167$$




4-30 Min Scale: 10 Mv
 CK21 Processed: 12-30-1991 09:17:30, segment 2, cycle 64
 RAW DATA SAVED IN FILE D:LD164.PTS

```

***** EXTERNAL STANDARD TABLE *****
***** 12-30-1991 09:19:27 Version 5.1 *****
* Sample Name: CK21                               Data File: D:LD164 *
* Date: 12-30-1991 09:55:01 Method: PCB 12-10-1991 10:26:32 # 24 *
* Interface: 16 Cycle#: 64 Operator ML Channel#: 0 Vial#: N.A. *
* Starting Peak Width: 2 Threshold: 5 Area Threshold: 10 *
*****
* Instrument Type: TRACOR 540                      Column Type: SPB-5 *
  Solvent Description: *
  Conditions: pro #2 *
* Detector 0: *                               Detector 1: FID *
* Misc. Information: 9 cc/min He *
*****
Starting Delay: 4.00                               Ending retention time: 30.00
Area reject: 10                                     One sample per 0.200 sec.
  
```

$$\frac{.075 - .065}{.075} = 13.3\% \text{ D.B.B}$$

$$1242 \text{ RF} = \frac{1}{15.5} = .065$$

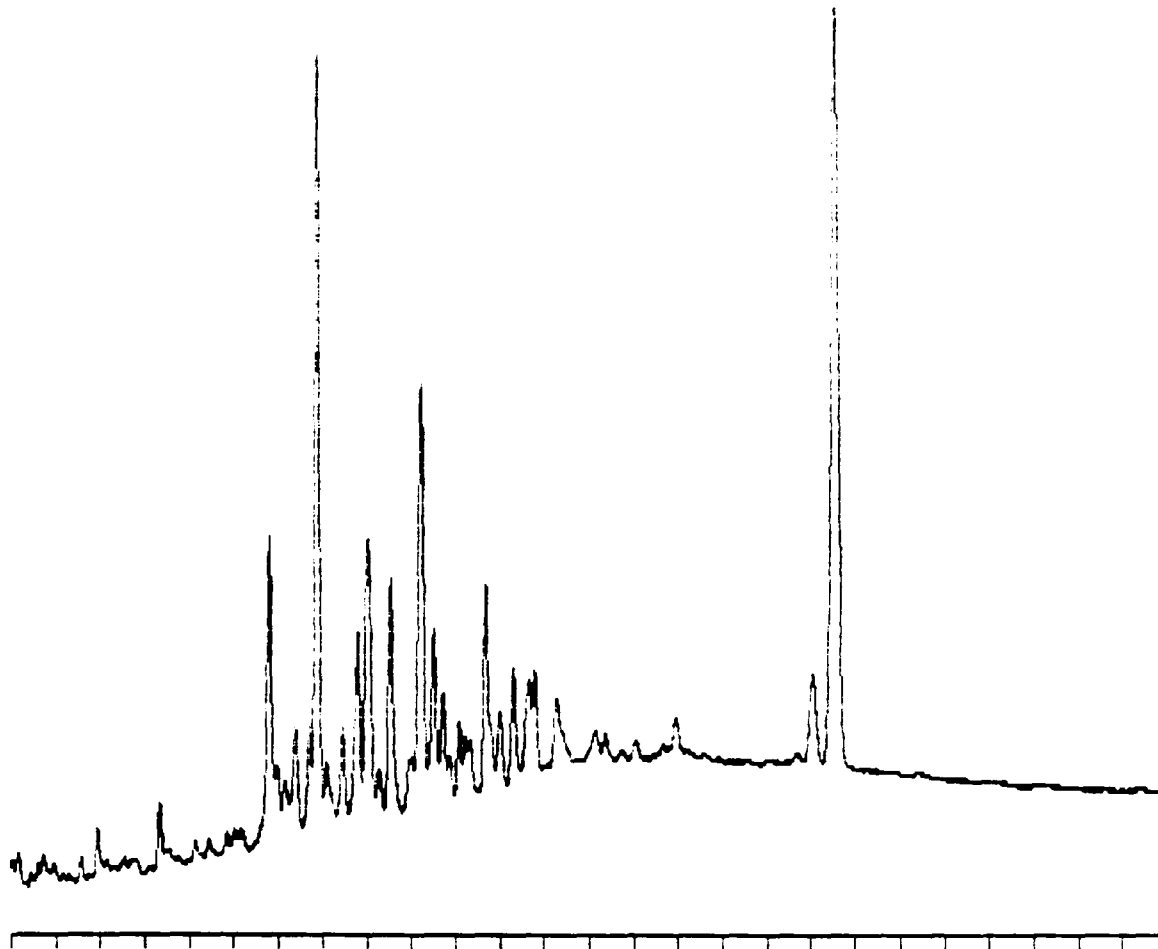


4-30 Min Scale: 10 Mv
 CK42 Processed: 12-30-1991 09:53:59, segment 3, cycle 65
 RAW DATA SAVED IN FILE D:LD165.PTS

```

***** EXTERNAL STANDARD TABLE *****
***** 12-30-1991 09:55:59 Version 5.1 *****
* Sample Name: CK42                               Data File: D:LD165 *
* Date: 12-30-1991 11:07:59 Method: PCB 12-10-1991 10:26:32 # 24 *
* Interface: 16 Cycle#: 65 Operator ML Channel#: 0 Vial#: N.A. *
* Starting Peak Width: 2 Threshold: 5 Area Threshold: 10 *
*****
* Instrument Type: TRACOR 540                      Column Type: SPB-5 *
* Solvent Description: *
* Conditions: pro #2 *
* Detector 0: * Detector 1: FID *
* Misc. Information: 9 cc/min He *
*****
Starting Delay: 4.00                               Ending retention time: 30.00
Area reject: 10                                    One sample per 0.200 sec.
  
```


SUR2 $897154 \cdot \frac{5}{87561} = \frac{78}{.5} = 156970$



4-30 Min Scale: 10 MV
 SW-03 Processed: 12-30-1991 11:07:25, segment 5, cycle 67
 RAW DATA SAVED IN FILE D:LD167.PTS

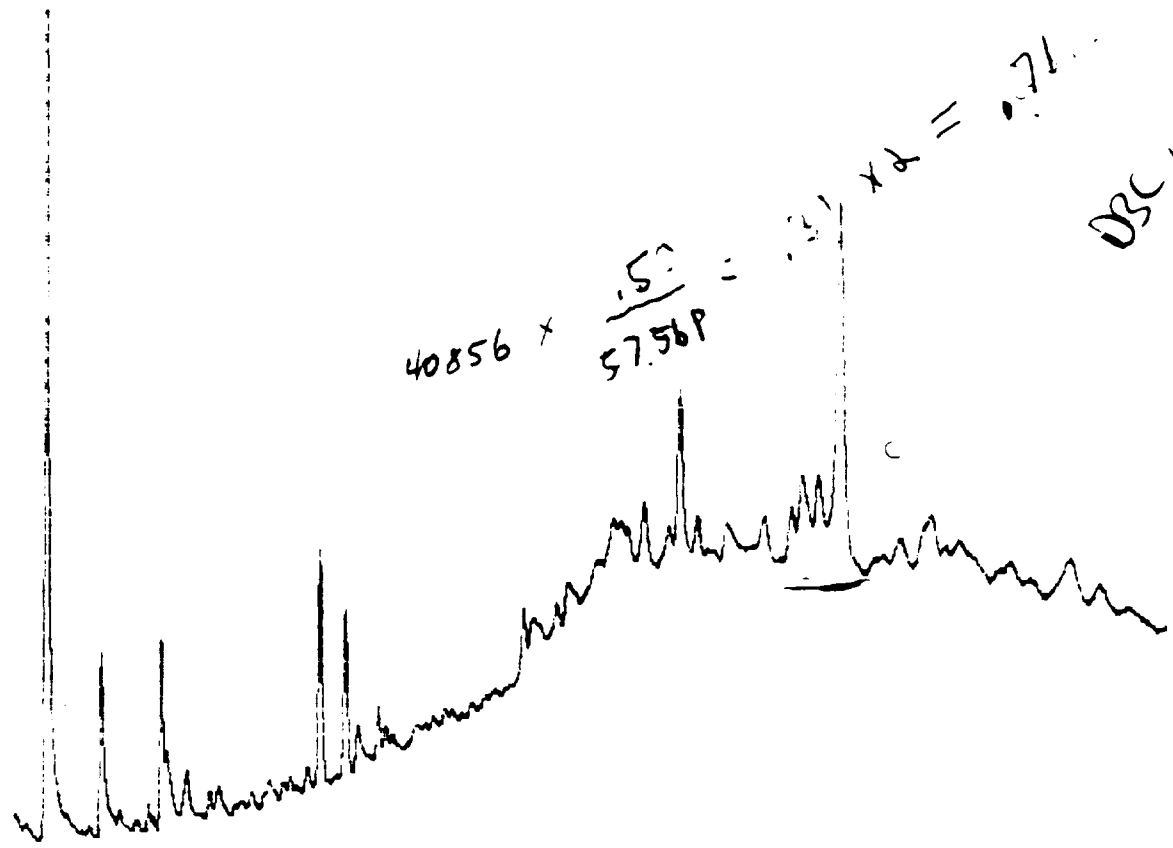
```

***** EXTERNAL STANDARD TABLE *****
***** 12-30-1991 11:09:28 Version 5.1 *****
* Sample Name: SW-03                               Data File: D:LD167 *
* Date: 12-30-1991 13:34:40 Method: PCB 12-10-1991 10:26:32 # 24 *
* Interface: 16 Cycle#: 67 Operator ML Channel#: 0 Vial#: N.A. *
* Starting Peak Width: 2 Threshold: 5 Area Threshold: 10 *
*****
* Instrument Type: TRACOR 540 Column Type: SPB-5 *
* Solvent Description: *
* Conditions: pro #2 *
* Detector 0: Detector 1: FID *
* Misc. Information: 9 cc/min He *
*****
Starting Delay: 4.00 Ending retention time: 30.00
Area reject: 10 One sample per 0.200 sec.
  
```

1.0
131,850

1.5
57,561

1
21,843



OSC 14220

4-30 Min Scale: 10 MV
 SD-24 Processed: 12-30-1991 11:43:57, segment 6, cycle 68
 End of sequence file reached at cycle 68
 RAW DATA SAVED IN FILE D:LD168.PTS

```

***** EXTERNAL STANDARD TABLE *****
***** 12-30-1991 11:46:00 Version 5.1 *****
* Sample Name: SD-24                               Data File: D:LD168
* Date: 12-30-1991 14:47:50 Method: PCB 12-10-1991 10:26:32 # 24
* Interface: 16 Cycle#: 68 Operator ML Channel#: 0 Vial#: N.A.
* Starting Peak Width: 2 Threshold: 5 Area Threshold: 10
*****
Instrument Type: TRACOR 540 Column Type: SPB-5
Solvent Description:
* Conditions: pro #2
* Detector 0:
* Detector 1: FID
* Misc. Information: 9 cc/min He
*****
Starting Delay: 4.00 Ending retention time: 30.00
  
```

SECTION IV

SAMPLE DUPLICATE; SURROGATE; AND MATRIX SPIKE RECOVERY SHEETS

SURROGATE RECOVERY

BENNINGTON, VT

SAMPLE I.D.	DBC ADDED (PPM)	DBC MEASURED (PPM)	% RECOVERY (24-150)
MTD BLK 12/3 H	.5	.37	74
MTD BLK 12/3 S	.5	.33	66
SW-8	.5	.47	94
SW-9	.5	.40	80
FB1203	.5	.41	82
SD-09	.5	.34	68
SD-08	.5	.37	74
SD-06	.5	.27	54
SW-07	.5	.44	88
SD-36	.5	.34	68
SW-06	.5	.36	72
SD-07	.5	.19	38
SD-7D	.5	.24	48
MTD BLK 12/4 H	.5	.35	70
MTD BLK 12/4 S	.5	.42	84
SW-10	.5	.40	80
SW-14	.5	.43	86
MTD BLK 12/6 H	.5	.33	66
MTD BLK 12/6 S	.5	.35	70
SD-10	.5	.39	78
SD-14	.5	.30	60
SD-12	.5	.23	46
SW-13	.5	.42	84
SW-13MS	.5	.29	58
SW-04	.5	.37	74
SW-04D	.5	.35	70
SD-13	.5	.34	68
SD-13MS	.5	.16	32
MTD BLK 12/7 S	.5	.42	84
MTD BLK 12/7 H	.5	.39	78
SW-5	.5	.19	38
SW-35	.5	.25	50
SD-2	.5	.41	82
MTD BLK 12/8 H	.5	.35	70
MTD BLK 12/8 S	.5	.35	70
MTD BLK 12/9 H	.5	.39	78
MTD BLK 12/9 S	.5	.41	82
LS-01 SD	.5	.20	40
SW-17	.5	.39	78
LS-03(AQ)	.5	.37	74
SD-11	.5	.21	42

SURROGATE RECOVERY
 BENNINGTON, VT

SAMPLE I.D.	DBC ADDED (PPM)	DBC MEASURED (PPM)	% RECOVERY (24 - 150)
SD-17	.5	.27	54
LS-03 (SD)	.5	.15	30
LS-31 D	.5	.35	70
LS-31MS	.5	.29	58
MTD BLK 12/11 H	.5	.34	68
MTD BLK 12/11 S	.5	.41	82
LS-31 SD	.5	.29	58
SW-12	.5	.38	76
SW-36	.5	.39	78
PETT0003899	.5	.37	74
0003446	1.0	.92	92
SD-19	.5	.29	58
SD-23	.5	.25	50
SD-20	.5	.34	68
SD-22	.5	.23	46
SD-22D	.5	.24	48
MTD BLK 12/16 S	.5	.35	70
MTD BLK 12/16 H	.5	.34	68
SD-18	.5	.29	58
FB121291	.5	.32	64
MTD BLK 12/18 H	.5	.34	68
MTD BLK 12/18 S	.5	.37	74
LS-02 SD	.5	.26	52
LS-02 AQ	.5	.22	44
SD-21D	.5	.36	72
SW-18MS	.5	.35	70
SW-18	.5	.41	82
SW-03	.5	.78	156
SD-24	.5	.71	142

LABORATORY DUPLICATE ANALYSIS
BENNINGTON, VT

SAMPLE ID	SAMPLE VALUE	LAB DUPLICATE VALUE	% DIFFERENCE
SD-21	1016 .194	1016 .276	42
	1242 .235	1242 .33	40
SD-15	1016 33.0	1016 29.3	11
	1242 39.9	1242 35.5	11
SW-04	1016 .012	1016 .009	25
	1221 .007	1221 .007	0
	1242 .014	1242 .011	21
SD-22	ND	ND	0
SD-7	ND	ND	0

MATRIX SPIKE RECOVERY
BENNINGTON VT.
ARCLOR 1254

SAMPLE I.D.	CONC. SPIKE ADDED (PPM)	SAMPLE RESULT (PPM)	SAMPLE RESULT OF MS (PPM)	% REC. (29-131)
SD-13MS	1.0	0.0	.48	48%
SW-13MS	1.0	0.0	.83	83%
LS-31spk	1.0	0.0	.93	93%
SW-18MS	1.0	0.0	1.0	100%

SECTION V

SAMPLE CUSTODY LOGS



CHAIN OF CUSTODY RECORD

224945

FOR LABORATORY USE ONLY
 Laboratory Project No. _____
 Storage Refrigerator ID _____
 Storage Freezer ID _____

Secured
 Yes _____
 No _____

Project Name: Bennett LFI Project #: K657.02 Sampler: James Peterson (Printed Name) Signature: [Signature]
 Relinquished by: [Signature] (Signature and Printed Name) Date: 12-03-91 Time: 5:10
 Relinquished by: [Signature] (Signature and Printed Name) Date: _____ Time: _____
 Relinquished by: _____ (Signature and Printed Name) Date: _____ Time: _____
 Relinquished by: _____ (Signature and Printed Name) Date: _____ Time: _____
 Relinquished by: _____ (Signature and Printed Name) Date: _____ Time: _____

SHIP TO:
 McLaren Analytical Laboratory
 11101 White Rock Road
 Rancho Cucamonga, CA 91760
 (916) 618 3696
 FAX (916) 618 2842

Method of Shipment:
HAND DELIV.
 Shipment ID:
N/A

Sample ID Number	Date	Time	Description	Circle or Add Analysis(es) Requested	60180 (Halogenated Values GC)	60180 (Aromatic Values GC)	60180 (Phenolic GC)	60180 (PMA-GC)	625270 (BNA-GCMS)	TPHG (Gasoline-GC)	TPHG (Diesel-GC)	418.1 (IP)	8015 Modified (GC)	Metals - Total (GC)	Metals - Soluble	Fluoride/Perchlorate	Chloride/Phosphate	TDS/Percent Solid	Specific Conductivity (EC)	TAT #	Type	Containers(s)	FOR LABORATORY USE ONLY
1 SW-08	11/24/91	3:00 PM	Aqueous	X	X	X	X	X	X	X	X	X	X	X	X	X	X	X	X	3	2V, 1A	3	2V, 1A
2 SW-09	"	2:30 PM	"	X	X	X	X	X	X	X	X	X	X	X	X	X	X	X	X	3	2V, 1A	3	2V, 1A
3 SD-08	"	3:00 AM	Sediment	X	X	X	X	X	X	X	X	X	X	X	X	X	X	X	X	2	1A, 1V	2	1A, 1V
4 SD-09	"	2:30 PM	"	X	X	X	X	X	X	X	X	X	X	X	X	X	X	X	X	2	1A, 1V	2	1A, 1V
5 EB-1203	"	4:55 PM	Aqueous	X	X	X	X	X	X	X	X	X	X	X	X	X	X	X	X	3	2V, 1A	3	2V, 1A
6 TB-1203	"	"	"	X	X	X	X	X	X	X	X	X	X	X	X	X	X	X	X	2	2V	2	2V
7																							
8																							
9																							
10																							

a) Identify specific metals requested under Special Instructions

Sample Archive/Disposal:
 Laboratory Standard
 Other
 Analytical Turn Around Times: 1 = 24 hours 2 = 48 hours 3 = 1 week 4 = 2 weeks
 Container Types: B=Brass Tube, V=VOA Vial, A=1 Liter Amber, G=Glass Jar, C=Cassette.
 O = Other

SEND DOCUMENTATION AND RESULTS TO (Check one)
 Project Manager/Office Madric
 Client Name W. ...

FOR LABORATORY USE ONLY Sample Condition Upon Receipt:



CHAIN OF CUSTODY RECORD

224943

FOR LABORATORY USE ONLY

Laboratory Project No
Storage Refrigerator ID
Storage Freezer ID

Secured
Yes
No

Project Name: Bennings Golf - LEI Project # LC 657.02 Sampler: James Peterson
 Relinquished by: [Signature] Date: 11/17/11 Time: 1:55
 Relinquished by: [Signature] Date: 11/17/11 Time: 1:55
 Relinquished by: [Signature] Date: _____ Time: _____
 Relinquished by: [Signature] Date: _____ Time: _____
 Relinquished by: [Signature] Date: _____ Time: _____

SHIP TO:
McLaren Analytical Laboratory
11101 White Rock Road
Rancho Cucamonga, CA 91760
(916) 618-3696
FAX (916) 618-2842

Method of Shipment:
Hand Carried
Shipment ID:
N/A

Sample ID Number	Sample Description		Circle or Add Analysis(es) Requested	60180 (Halogenated Values-GC)													TAT #	Type	Container(s) Lab ID								
	Date	Time		60180 (Halogenated Values-GC)	60280 (Aromatic Values-GC)	60380 (Pesticides-GC)	60480 (PAHs-GC)	60580 (VOCs-GC)	60680 (Sulfides-GC)	60780 (Nitrates-GC)	60880 (Nitrites-GC)	60980 (Ammonia-GC)	61080 (Methane-GC)	61180 (Ethane-GC)	61280 (Propane-GC)	61380 (Butane-GC)				61480 (Pentane-GC)	61580 (Hexane-GC)	61680 (Heptane-GC)	61780 (Octane-GC)	61880 (Nonane-GC)	61980 (Decane-GC)		
1	SD-06	12/4/11 11:20	Sediment	X	X	X	X	X	X	X	X	X	X	X	X	X	X	X	X	X	X	X	X	X	2	IV, IA	
2	SD-07	10/25 11:30	"	X	X	X	X	X	X	X	X	X	X	X	X	X	X	X	X	X	X	X	X	X	2	IV, IA	
3	SD-36	11/30 11:30	"	X	X	X	X	X	X	X	X	X	X	X	X	X	X	X	X	X	X	X	X	X	2	IV, IA	
4	SW-06	11/30 11:30	Aqueous	X	X	X	X	X	X	X	X	X	X	X	X	X	X	X	X	X	X	X	X	X	3	2V, IA	
5	SW-07	10/25 11:30	"	X	X	X	X	X	X	X	X	X	X	X	X	X	X	X	X	X	X	X	X	X	3	2V, IA	
6	SW-36	11/30 11:30	"	X	X	X	X	X	X	X	X	X	X	X	X	X	X	X	X	X	X	X	X	X	3	2V, IA	
7																											
8																											
9																											
10																											

Special Instructions/Comments: _____
 Sample Archive/Disposal: _____
 TAT (Analytical Turn-Around Times) 1 = 24 hours 2 = 48 hours 3 = 1 week 4 = 2 weeks
 Container Types B-Brass Tube, V-VOA Vial, A-1 Liter Amber, G-Glass Jar, C-Cassette
 Laboratory Standard
 Other
 SEND DOCUMENTATION AND RESULTS TO (Check one)
 Project Manager/Office
 Client Name
 Company _____
 Address _____
 Phone _____

FOR LABORATORY USE ONLY Sample Condition Upon Receipt: _____



CHAIN OF CUSTODY RECORD

224946

FOR LABORATORY USE ONLY
 Laboratory Project No
 Storage Refrigerator ID
 Storage Freezer ID

Selected
 Yes
 No

Project Name: Remediation - LEI Project #: LC 657.02 Sample: James L. Pierson (Printed Name) James L. Pierson (Signature) Date: 12/4/91 Time: 17:50
 Received by: Michael A. LeMieux (Printed Name) Michael A. LeMieux (Signature) Date: 12/4/91 Time: 18:50
 Received by: James L. Pierson (Printed Name) James L. Pierson (Signature) Date: 12/4/91 Time: 17:50

Relinquished by: (Signature and Printed Name) _____ Date: _____ Time: _____
 Relinquished by: (Signature and Printed Name) _____ Date: _____ Time: _____

SHIP TO:
 McLaren Analytical Laboratory
 11101 White Rock Road
 Rancho Cucamonga, CA 95670
 (916) 638-3696
 FAX (916) 638-2842

Method of Shipment:
Hand Delivery
 Shipment ID: _____

Sample ID Number	Sample Description		Circle or Add Analysis(es) Requested	FOR LABORATORY USE ONLY														
	Date	Time		6018010 (Heptachlor Epoxide Values-GC)	6018020 (Heptachlor Values-GC)	604800 (Methoxy PCBs-GC)	624820 (PMA-GC)	625820 (Valiex-GCMS)	TPHQ (Gasoline-GC)	418.1 (IP)	8015 Modified (GC)	Metals-Total a	Fluoride/Sulfide a	Chloride/Perchlorate	TDS/Percent Solid	Specific Conductivity (EC)	Container(s) #	Type
1 SW-14	12/04/91	3:35 PM	Aggravated	X	X	X	X	X	X	X	X	X	X	X	X	3	2V, 1A	
2 SW-12		3:55 PM	"	X	X	X	X	X	X	X	X	X	X	X	X	3	2V, 1A	
3 SW-10		4:20 PM	"	X	X	X	X	X	X	X	X	X	X	X	X	3	2V, 1A	
4 SD-14		3:35 PM	Sediment	X	X	X	X	X	X	X	X	X	X	X	X	2	IV, 1A	402
5 SD-12		3:55 PM	"	X	X	X	X	X	X	X	X	X	X	X	X	2	IV, 1A	410
6 SD-10		4:20 PM	"	X	X	X	X	X	X	X	X	X	X	X	X	2	IV, 1A	402
7 TB-120491		9:55 PM	Aggravated	X	X	X	X	X	X	X	X	X	X	X	X	2	2V	
8																		
9																		
10																		

a) Identify specific metals requested under Special Instructions

TAT (Analytical Turn Around Times) 1 - 24 hours 2 - 48 hours 3 - 1 week 4 - 2 weeks
 Container Types: B-Brass Tube, V-VOA Vial, A-1 liter Amber, G-Glass Jar, C-Cassette
 O - Other

Sample Archive/Disposal:
 Laboratory Standard
 Other

SEND DOCUMENTATION AND RESULTS TO (Check one)

- Project Manager/Office
- Client Name
- Company _____
- Address _____
- Phone: _____

FOR LABORATORY USE ONLY Sample Condition Upon Receipt: _____



CHAIN OF CUSTODY RECORD

Project Name: Bennyington LF-LFI Project #: LC 657-02 Sampler: JAMES L. PETERSON (Printed Name) Signature: [Signature] Date: 12/5/91 Time: 5:00 PM

Received by: [Signature] (Signature and Printed Name) Date: _____ Time: _____

Received by: [Signature] (Signature and Printed Name) Date: _____ Time: _____

Received by: [Signature] (Signature and Printed Name) Date: _____ Time: _____

Received by: [Signature] (Signature and Printed Name) Date: _____ Time: _____

FOR LABORATORY USE ONLY
 Laboratory Project No. _____
 Storage Refrigerator ID. _____
 Storage Freezer ID. _____
 Secured Yes No

SHIP TO:
 McLaren Analytical Laboratory
 11101 White Rock Road
 Rancho Cucamonga, CA 95670
 (916) 618-3696
 FAX (916) 618-2642

Method of Shipment: Hand-delivered
 Shipment ID: N/A

Sample ID Number	Date	Time	Description	Circle or Add Analysis(es) Requested	601/8010 (Fluorinated Volatiles-GC)	601/800 (Pesticides-GC)	602/820 (Aromatic Volatiles-GC)	602/820 (PCB-GC)	625/820 (PMA-GC)	625/820 (VMA-GCMS)	TPV8 (Gasoline-GCMS)	TPV8 (Gardene-GCMS)	418-1 (IR)	8015 Modified (GC)	Metals-Total (GC)	Metals-Soluble	Fluoride/Perchlorate	Chloride/PH	TDS/Percent Solid	Specific Conductivity (EC)	TAI #	Container(s) Type	FOR LABORATORY USE ONLY Lab ID
1 SW-13	12/5/91	10:55 AM	SP. <u>AVG. 13</u>	X	X	X	X	X	X	X	X	X	X	X	X	X	X	X	X	X	3	1A, 2V	
2 SW-03	12/5/91	11:45 AM	SP. <u>AVG. 03</u>	X	X	X	X	X	X	X	X	X	X	X	X	X	X	X	X	X	3	1A, 2V	
3 SW-04	12/5/91	1:35 PM	SP. <u>AVG. 04</u>	X	X	X	X	X	X	X	X	X	X	X	X	X	X	X	X	X	3	1A, 2V	
4 SW-05	12/5/91	11:15 AM	SP. <u>AVG. 05</u>	X	X	X	X	X	X	X	X	X	X	X	X	X	X	X	X	X	3	1A, 2V	
5 SW-02	12/5/91	4:10 PM	SP. <u>AVG. 02</u>	X	X	X	X	X	X	X	X	X	X	X	X	X	X	X	X	X	3	1A, 2V	
6 SP-13	12/5/91	10:55 AM	SP. <u>AVG. 13</u>	X	X	X	X	X	X	X	X	X	X	X	X	X	X	X	X	X	2	1A, 1V	
7 SP-03	12/5/91	11:45 AM	SP. <u>AVG. 03</u>	X	X	X	X	X	X	X	X	X	X	X	X	X	X	X	X	X	2	1A, 1V	
8 SP-04	12/5/91	1:35 PM	SP. <u>AVG. 04</u>	X	X	X	X	X	X	X	X	X	X	X	X	X	X	X	X	X	2	1A, 1V	
9 SP-05	12/5/91	11:15 AM	SP. <u>AVG. 05</u>	X	X	X	X	X	X	X	X	X	X	X	X	X	X	X	X	X	2	1A, 1V	
10 QD-15	12/5/91	2:10 PM	QD. <u>AVG. 15</u>	X	X	X	X	X	X	X	X	X	X	X	X	X	X	X	X	X	2	1A, 1V	

a) Identify specific metals requested under Special Instructions

Sample Archive/Disposal: Laboratory Standard Other

TAI (Analytical Turn-Around Times) 1 = 24 hours 2 = 48 hours 3 = 1 week 4 = 2 weeks
 Container Types: B=Brass Tube, V=VOA Vial, A=1 Liter Amber, G=Glass Jar, C=Cassette
 O = Other

SEND DOCUMENTATION AND RESULTS TO (Check one)
 Project Manager/Office
 Client Name
 Company _____
 Address _____
 Phone _____

FOR LABORATORY USE ONLY. Sample Condition Upon Receipt: _____



CHAIN OF CUSTODY RECORD

Project Name: Bernington LEI Project #: LS 657.02 Sampler: JAMES PETERSON (Printed Name)
 Received by: Michael Alley (Signature and Printed Name) Date: 12/5/11 Time: 5:10 PM
 Received by: JAMES L. PETERSON (Signature and Printed Name) Date: _____ Time: _____

Relinquished by: _____ (Signature and Printed Name)
 Relinquished by: _____ (Signature and Printed Name)

SHIP TO:
 McLaren Analytical Laboratory
 11101 White Rock Road
 Rancho Capetana, CA 95670
 (916) 638-3696
 FAX (916) 638-2842

Method of Shipment: Hand-delivered
 Shipment ID: N/A

Sample ID Number	Sample Description		Circle or Add Analysis(es) Requested	6018010 (Halogenated Volatiles-GC)	6018020 (Aromatic Volatiles-GC)	6018030 (Phenolic Volatiles-GC)	6018040 (PMA-GC)	6258270 (VOCs-GCMS)	TPHG (Gasoline-GC)	TPHG (Diesel-GC)	418.1 (IR)	8015 Modified (GC)	Metals: Total a	Fluoride/Perchlorate	Chloride/Phosphate	TDS/Percent Solid	Specific Conductivity (EC)	FOR LABORATORY USE ONLY	
	Date	Time																Container(s) Type	Lab ID
11 SD-16	12/5/11	2:28 PM Sediment	X	X	X	X	X	X	X	X	X	X	X	X	X	X	X	2	1A, 1V
12 SD-35	11/5/11	"	X	X	X	X	X	X	X	X	X	X	X	X	X	X	X	2	1A, 1V
13 SW-35	11/5/11	AM Aquifers	X	X	X	X	X	X	X	X	X	X	X	X	X	X	X	3	1A, 2V
14 SD-02	4/10/11	PM Sediment	X	X	X	X	X	X	X	X	X	X	X	X	X	X	X	2	1A, 1V
15 TR-1305B	11/03/11	AM Aquifers	X	X	X	X	X	X	X	X	X	X	X	X	X	X	X	3	1A, 2V
16 SW-13MS	11/03/11	AM Aquifers	X	X	X	X	X	X	X	X	X	X	X	X	X	X	X	3	1A, 2V
17 SD-13MS	11/03/11	PM Sediment	X	X	X	X	X	X	X	X	X	X	X	X	X	X	X	2	1A, 1V
18																			
19																			
20																			

a) Identify specific metals requested under Special Instructions

Special Instructions/Comments: _____
 Sample Archive/Disposal: Laboratory Standard Other _____
 TAT (Analytical Turn Around Times) 1 = 24 hours 2 = 48 hours 3 = 1 week 4 = 2 weeks
 Container Types: B-Brass Tube, V-VOA Vial, A-1 liter Amber, G-Glass Jar, C-Cassette
 Project Manager/Office
 Client Name
 Company _____
 Address _____

FOR LABORATORY USE ONLY Sample Condition Upon Receipt _____



CHAIN OF CUSTODY RECORD

224949

FOR LABORATORY USE ONLY

Laboratory Project No.
Storage Refrigerator ID
Storage Freezer ID

Secured
Yes
No

Project Name: Berkeley L.F. - LFI Project #: LC 657.02

Sampler: JAMES L. PETERSON

James L. Peterson (Signature)
Date: 11/11/11 Time: 6:10 PM

Received by: James L. Peterson (Signature and Printed Name) Date: 11/11/11 Time: 6:10 PM

Received by: James L. Peterson (Signature and Printed Name) Date: 11/11/11 Time: 6:10 PM

Received by: _____ (Signature and Printed Name) Date: _____ Time: _____

Received by: _____ (Signature and Printed Name) Date: _____ Time: _____

SHIP TO:

McLaren Analytical Laboratory
11101 White Rock Road
Rancho Cucamonga, CA 91760
(916) 638-3696
FAX (916) 638-2842

Method of Shipment:
Hand Delivered

Shipment ID:
N/A

Sample ID Number	Sample Description		Circle or Add Analysis(es) Requested	ANALYSIS TYPES														Container(s) Type	TAT #	FOR LABORATORY USE ONLY Lab ID
	Date	Time		60180 (Halogenated Volatiles-GC)	60180 (Aromatic Volatiles-GC)	62420 (PMN-GC)	62420 (PCB-GC)	62420 (VMA-GC)	TPH (Gasoline-GC)	TPH (Diesel-GC)	418 (IR)	8015 Modified (GC)	Metals - Total a	Metals - Soluble a	Fluoride/pchlorate	Chloride/pH	TDS/Percent Solid			
1	LS-02M	12-10-11 9:40 AM	X	X	X	X	X	X	X	X	X	X	X	X	X	X	X	3	2V, 1A	
2	LS-03M	11-10-11 11:10 AM	X	X	X	X	X	X	X	X	X	X	X	X	X	X	X	3	2V, 1A	
3	SN-17	11-10-11 5:09 PM	X	X	X	X	X	X	X	X	X	X	X	X	X	X	X	3	2V, 1A	
4	TB-12091	11-10-11 9:20 AM	X	X	X	X	X	X	X	X	X	X	X	X	X	X	X	2	2V	
5	SP-11	11-10-11 2:23 PM	X	X	X	X	X	X	X	X	X	X	X	X	X	X	X	2	IV, 1A	
6	LS-02(SD)	11-10-11 9:48 AM	X	X	X	X	X	X	X	X	X	X	X	X	X	X	X	2	IV, 1A	
7	LS-03(SD)	11-10-11 11:10 AM	X	X	X	X	X	X	X	X	X	X	X	X	X	X	X	2	IV, 1A	
8	SP-17	11-10-11 5:29 PM	X	X	X	X	X	X	X	X	X	X	X	X	X	X	X	2	IV, 1A	
9																				
10																				

Sample Archive/Disposal: _____ TAT (Analytical Turn Around Times) 1 = 24 hours 2 = 48 hours 3 = 1 week 4 = 2 weeks
 Laboratory Standard
 Other

SEND DOCUMENTATION AND RESULTS TO (Check one)
 Project Manager/Office
 Client Name
 Company
 Address
 Phone () ()

FOR LABORATORY USE ONLY Sample Condition Upon Receipt: _____



CHAIN OF CUSTODY RECORD

224950

FOR LABORATORY USE ONLY

Laboratory Project No
Storage Refrigerator ID
Storage Freezer ID

Secured
Yes
No

Project Name: Benito L.F. - LFI Project #: LC 657-02 Sampler: Jim Peterson (Signature) Jim Peterson (Printed Name)

Received by: [Signature] and [Signature] Date: 11/11/11 Time: 5:30 PM

Received by: (Signature and Printed Name)

Received by: (Signature and Printed Name)

Received by: (Signature and Printed Name)

SHIP TO:
McLaren Analytical Laboratory
11101 White Rock Road
Rancho Cucamonga, CA 91760
(916) 618-3696
FAX (916) 618-2842

Method of Shipment:
Shipment ID:

Sample ID Number	Sample Description		Circle or Add Analysis(es) Requested	Analytical Methods										FOR LABORATORY USE ONLY				
	Date	Time		8018010 (Halogenated Volatiles-GC)	602820 (Aromatic Volatiles-GC)	602820 (Phenolics-PCB-GC)	624240 (PMA-GC)	624240 (Volatile-GCMS)	TPMG (Gasoline-GC)	418 (IR)	8015 Modified (GC)	Metals: Total a	Fluoride: Soluble a	Chloride: Dichloride	TDS/Percent Solid	Specific Conductivity (EC)	TAI #	Type
1 SD-22	12-11-11	2:15 PM Sediment	X	X	X	X	X	X	X	X	X	X	X	X	X	2	IV, IA	
2 SD-23		1:15 PM	X	X	X	X	X	X	X	X	X	X	X	X	X	2	IV, IA	
3 SD-19		4:25 PM	X	X	X	X	X	X	X	X	X	X	X	X	X	2	IV, IA	
4 SD-24		3:25 PM	X	X	X	X	X	X	X	X	X	X	X	X	X	2	IV, IA	
5 SD-20		4:15 PM	X	X	X	X	X	X	X	X	X	X	X	X	X	2	IV, IA	
6 TB-121911V		11:25 AM Aqueous	X	X	X	X	X	X	X	X	X	X	X	X	X	2	2V	
7																		
8																		
9																		
10																		

Special Instructions/Comments:

Sample Archive/Disposal:
 Laboratory Standard
 Other

SEND DOCUMENTATION AND RESULTS TO (Check one)
 Project Manager/Office
 Client Name
 Company
 Address

FOR LABORATORY USE ONLY. Sample Condition Upon Receipt:



CHAIN OF CUSTODY RECORD

FOR LABORATORY USE ONLY

224953

Laboratory Project No. _____
Storage Refrigerator ID _____
Storage Freezer ID _____

Secured
Yes _____
No _____

Project Name: Berkeley LFI - LFI Project #: LC-657-02 Sampler: JAMES L. BERKSON

Received by: (Signature and Printed Name) _____ Date _____ Time _____
Received by: (Signature and Printed Name) _____ Date _____ Time _____
Received by: (Signature and Printed Name) _____ Date _____ Time _____
Received by: (Signature and Printed Name) _____ Date _____ Time _____

SHIP TO:
McLaren Analytical Laboratory
11101 White Rock Road
Rancho Cucamonga, CA 91760
(916) 618-3696
FAX (916) 618-2842

Method of Shipment: Hand Delivered
Shipment ID: N/A

Sample ID Number	Sample Description		Circle or Add Analysis(es) Requested	602820 (Halogenated Volatiles-GC)	604820 (Aromatic Volatiles-GC)	605820 (Phenolics-GC)	624820 (PMN-GC)	625820 (Volatiles-GCMS)	TPM9 (Gasoline-GC)	TPM10 (Diesel-GC)	418 1 (H)	8015 Modified (GC)	Metals-Total a	Fluoride/Perchlorate	Chloride/Ph	TDS/Percent Solid	Specific Conductivity (EC)	FOR LABORATORY USE ONLY			
	Date	Time																Container(s) #	Type	Lab ID	
1	CW-01	12-11-11 4:25 PM	Aqueous	X	X	X	X	X	X	X	X	X	X	X	X	X	X	3	3	IV, IA	
2	CW-31	4:25 PM		X	X	X	X	X	X	X	X	X	X	X	X	X	X	X	3	3	IV, IA
3	SW-1B	1:35 AM		X	X	X	X	X	X	X	X	X	X	X	X	X	X	X	3	3	IV, IA
4	FB-1219(a)	10:35 AM		X	X	X	X	X	X	X	X	X	X	X	X	X	X	X	3	3	IV, IA
5	TB-1218	10:25 AM		X	X	X	X	X	X	X	X	X	X	X	X	X	X	X	2	2	IV, IA
6	SD-01	4:25 PM	Substrate	X	X	X	X	X	X	X	X	X	X	X	X	X	X	X	2	2	IV, IA
7	SD-31	4:12 5 PM		X	X	X	X	X	X	X	X	X	X	X	X	X	X	X	2	2	IV, IA
8	SD-21	7:10 AM		X	X	X	X	X	X	X	X	X	X	X	X	X	X	X	2	2	IV, IA
9	SD-1B	1:35 AM		X	X	X	X	X	X	X	X	X	X	X	X	X	X	X	2	2	IV, IA

TAT (Analytical Turn-Around Times) 1 - 24 hours 2 - 48 hours 3 - 1 week 4 - 2 weeks
Container Types: B-Brass Tube, V-VOA Vial, A-1 Liter Amber, G-Glass Jar, C-Cassette.
O - Other

Sample Archive/Disposal:
 Laboratory Standard
 Other

SEND DOCUMENTATION AND RESULTS TO (Check one)

Project Manager/Office

Client Name

Company

Address

Phone ()

FOR LABORATORY USE ONLY Sample Condition Upon Receipt _____



CHAIN OF CUSTODY RECORD

220954

FOR LABORATORY USE ONLY

Laboratory Project No
Storage Refrigerator ID
Storage Freezer ID

Secured
Yes
No

Project Name: Bennings on L.F. - LFI Project #: LC 657.02 Sampler: JAMES L. PETERSON (Printed Name)
Signature: [Signature] (Signature)
Date: 13/13/91 Time: 1:55 PM
Received by: (Signature and Printed Name) Date: _____ Time: _____
Received by: (Signature and Printed Name) Date: _____ Time: _____
Received by: (Signature and Printed Name) Date: _____ Time: _____
Received by: (Signature and Printed Name) Date: _____ Time: _____

SHIP TO:
McLaren Analytical Laboratory
11101 White Rick Road
Rancho Cucamonga, CA 95670
(916) 638-3696
FAX (916) 638-2842

Method of Shipment:
Hand-delivery
Shipment ID:
N/A

Sample ID Number	Sample Description		Circle or Add Analysis(es) Requested	FOR LABORATORY USE ONLY																									
	Date	Time		TAT #	Type	Lab ID	8010 (Propagated Values-GC)	8020 (Normal Values-GC)	8030 (Phenols-GC)	8040 (PAHs-GC)	8050 (Pesticides-GC)	8060 (PCBs-GC)	8070 (Nitrates-GCMS)	8080 (Gases-GC)	8090 (Mercurial-GC)	810 (IIR)	Metals Total a	Metals-Soluble a	Fluoride/Perchlorate	Chloride/pH	TDS/Percent Solid	Specific Conductivity (EC)							
1 SW-07	12/13/91	12:15 PM	Aqueous	X																				2	2V				
2 SW-07(MS)	12/13/91	12:15 PM		X																					2	2V			
3 SW-08		12:30 PM		X																					2	2V			
4 SW-09		12:45 AM		X																					2	2V			
5 FB-1257(5)		11:55 AM		X																					2	2V			
6 TB-1237(1)		11:30 AM		X																					2	2V			
7 SD-08		12:30 PM	Sediment	X																					2	2V			
8 SD-09		12:45 AM		X																					1	1V			
9				X																					1	1V			
10																													

a) Identify specific metals requested under Special Instructions

Special Instructions/Comments:

TAT (Analytical Turn Around Times) 1 - 24 hours 2 - 48 hours 3 - 1 week 4 - 2 weeks
Container Types: B-Brass Tube, V-VOA Vial, A-1 Liter Amber, G-Glass Jar, C-Cassette
O - Other

Sample Archive/Disposal:
 Laboratory Standard
 Other

SEND DOCUMENTATION AND RESULTS TO (Check one)
 Project Manager/Office
 Client Name
Company
Address
Phone

FOR LABORATORY USE ONLY. Sample Condition Upon Receipt:



Name: [Signature]
 Affiliation: [Signature]
 Phone: [Signature]
 Address: [Signature]
 Client/Job No: 12-16-91
 Job Name: [Signature] Location: [Signature]

CHAIN OF CUSTODY RECORD

Sample No.	Lab ID. No.	Date	Time	Matrix	No. of Containers	Analysis Requested/Remarks
SG-01		12-16-91	12:30 PM	AIR	1	100% [Signature] 2010/302
SG-02			12:30 PM			
SG-03			12:30 PM			
SG-04			1:30 PM			
SG-05			2:30 PM			
SG-06			4:05 PM			
SG-07			4:30 PM			
SG-08			4:45 PM			
FB-121691			1:00 PM			
TB-121691		✓	5:15 PM	✓	✓	✓

Comments: _____

Relinquished by: [Signature] Date: 12-16-91 Shipment Method: HAND-DELIVERY
 Time: 5:30 PM Airbill No.: N/A

Received by: [Signature] Date: 12-16-91 Relinquished by: _____ Date: _____
 Time: 5:30 PM Time: _____

Received by: _____ Date: _____ Relinquished by: _____ Date: _____
 Time: _____ Time: _____

Final Disposition of Samples: _____

Received by: [Signature] Date: 12-16-91 Time: 5:30 PM

224955



CHAIN OF CUSTODY RECORD

FOR LABORATORY USE ONLY
 Laboratory Project No. _____
 Storage Refrigerator ID _____
 Storage Freezer ID _____

Secured
 Yes _____
 No _____

Project Name: Bainbridge L.E.-LEI Project #: LC 657-02 Sampler: Jerry Petersen
 Requested by: [Signature] Date: 12/17/91 Time: 5:30 PM
 Released by: [Signature] Date: _____ Time: _____
 Received by: [Signature] Date: _____ Time: _____

Received by: (Signature and Printed Name) _____
 Received by: (Signature and Printed Name) _____

SHIP TO:
 McLaren Analytical Laboratory
 1101 White Rock Road
 Rancho Cucamonga, CA 95670
 (916) 638-1696
 FAX (916) 638-2842

Circle or Add
 Analysis (or)
 Requested: PA, U, Pb

Method of Shipment:
HAND DELIVERED
 Shipment ID:
N/A

8015 Modified (GC)
 Metals: Total a
 Fluoride/Soluble a
 Chloride/Perchlorate
 TDS/Percent Solid
 Specific Conductivity (EC)

a) Identify specific metals requested under Special Instructions

Sample ID Number	Sample Description		FOR LABORATORY USE ONLY	
	Date	Time	Container(s) TAT #	Type
1	SG-09	12/17/91 3:55 PM	1	0
2	SG-10	12/17/91 4:30 PM	1	0
3	SG-11	12/17/91 4:55 PM	1	0
4	TB-121791	12/17/91 5:00 PM	1	0
5				
6				
7				
8				
9				
10				

Special Instructions/Comments: _____
 Sample Archive/Disposal:
 Laboratory Standard
 Other
 TAT (Analytical Turn-Around Times) 1 - 24 hours 2 - 48 hours 3 - 1 week 4 - 2 weeks
 Container Types: B-Brass Tube V-VOA Vial A-1 Liter Amber G-Glass Jar C-Cassette
 O = Other TAP

SEND DOCUMENTATION AND RESULTS TO (Check one)

Project Manager/Office

Client Name

Company _____

Address _____

Phone _____

FOR LABORATORY USE ONLY. Sample Condition Upon Receipt: _____



CHAIN OF CUSTODY RECORD

224958

FOR LABORATORY USE ONLY

Laboratory Project No
Storage Refrigerator ID
Storage Freezer ID

Secured
Yes
No

Project Name: DAMNINGTON L.F. - LEI Project #: LC657-02 Sampler: JAMES PETERSON (Signature) Date: 12-19-91 Time:

Received by: [Signature] (Signature and Printed Name) Date: _____ Time: _____

Received by: [Signature] (Signature and Printed Name) Date: _____ Time: _____

Received by: _____ (Signature and Printed Name) Date: _____ Time: _____

Received by: _____ (Signature and Printed Name) Date: _____ Time: _____

SHIP TO:
McLaren Analytical Laboratory
11101 White Rock Road
Rancho Carikawa, CA 95670
(916) 618-1606
FAX (916) 618-2842

Method of Shipment:
HAND-DELIVERY

Shipment ID:
N/A

Sample ID Number	Date	Time	Sample Description	ANALYSES REQUESTED																				FOR LABORATORY USE ONLY	
				Circle or Add Analysis Requested	GC	GC	GC	GC	GC	GC	GC	GC	GC	GC	GC	GC	GC	GC	GC	GC	GC	GC	GC	TAT #	Type
1 SG-10	8/19/91	12:30 PM	AIR	X																			1	0	
2 SG-19	12/25/91	12:30		X																			1	0	
3 SG-20	12/25	12:45		X																			1	0	
4 SG-21	12/25	12:55		X																			1	0	
5 SG-22	1/5	1:55		X																			1	0	
6 SG-23	1/5	1:55		X																			1	0	
7 SG-24	1/5	1:55		X																			1	0	
8 SG-25	1/5	1:55		X																			1	0	
9 SG-26	2/25	2:05		X																			1	0	
10 SG-34	1/25	12:30		X																			1	0	
TB-12491				X																			1	0	

a) Identify specific metals requested under Special Instructions

Sample Archive/Disposal: Laboratory Standard Other

TAT (Analytical Turn-Around Times) 1 = 24 hours 2 = 48 hours 3 = 1 week 4 = 2 weeks

Container Types: B=Brass Tube, V=VOA Vial, A=1-Liter Amber, G-Glass Jar, C-CasStelle.

SEND DOCUMENTATION AND RESULTS TO (Check one)

Project Manager/Office

Client Name:

Company:

Address:

Phone:

Fax:

FOR LABORATORY USE ONLY. Sample Condition Upon Receipt:



CHAIN OF CUSTODY RECORD

224959

FOR LABORATORY USE ONLY

Laboratory Project No. _____ Secured _____
 Storage Refrigerator ID _____ Yes _____
 Storage Freezer ID _____ No _____

Project Name: Banningdale - LF Project #: LC657-02 Sampler: James L. Peterson (Signature)
 Received by: (Signature and Printed Name) James L. Peterson Date: 06/09/01 Time: 4:00 PM
 Received by: (Signature and Printed Name) _____ Date: _____ Time: _____
 Received by: (Signature and Printed Name) _____ Date: _____ Time: _____
 Received by: (Signature and Printed Name) _____ Date: _____ Time: _____
 Received by: (Signature and Printed Name) _____ Date: _____ Time: _____

SHIP TO:
 McLaren Analytical Laboratory
 11101 White Rock Road
 Rancho Cienega, CA 95670
 (916) 638-7606
 FAX (916) 638-2842

Method of Shipment: Hand-delivery
 Shipment ID: N/A

Sample ID Number	Sample Description		Circle or Add Analysis(es) Requested	ANALYTICAL METHODS											Container(s) Type	FOR LABORATORY USE ONLY Lab ID			
	Date	Time		6108100 (PMA-GC)	6254270 (VMA-GC)	6254270 (VMA-GC)	6254270 (VMA-GC)	6254270 (VMA-GC)	6254270 (VMA-GC)	6254270 (VMA-GC)	6254270 (VMA-GC)	6254270 (VMA-GC)	6254270 (VMA-GC)	6254270 (VMA-GC)			6254270 (VMA-GC)		
1	06/09/01	11:30 AM	AIR	X													1	0	
2	06/09/01	11:30 AM	AIR	X														1	0
3	06/09/01	11:30 AM	AIR	X														1	0
4	06/09/01	11:30 AM	AIR	X														1	0
5	06/09/01	11:30 AM	AIR	X														1	0
6																			
7																			
8																			
9																			
10																			

Special Instructions/Comments:
 Sample Archive/Disposal: Laboratory Standard Other
 TAT (Analytical Turn-Around Times) 1 = 24 hours 2 = 48 hours 3 = 1 week 4 = 2 weeks
 Container Types: B=Brass Tube, V=VOA Vial, A=1 Liter Amber, G=Glass Jar, C=Cassette.
 O = Other Federal bag
 SEND DOCUMENTATION AND RESULTS TO (Check one)
 Project Manager/Office
 Client Name
 Company: _____
 Address: _____

FOR LABORATORY USE ONLY. Sample Condition Upon Receipt:

