



E72K-A Civic Series Electronic Digital Lock

E72K-A Civic Series 32 User Electronic Digital Door Lock

Economically priced, the E72K-A Civic series electronic digital lockset incorporates the features required to manage most stand alone access control applications for up to 32 users.

The heavy duty weather resistant housing and keypad make the E72K-A ideal for most indoor and outdoor applications.

Easily installed, the E72K-A retrofits mechanical cylindrical locks in only ten minutes. Additional benefits include the elimination of costly power supplies and labor intensive wiring and the elimination of key management.



Vandal Resistant Clutch

When locked, the outside lever is not rigid and will turn without retracting the latch, eliminating potential damage to internal parts from forcing lever handles.

Locks for Demanding Applications

Investigate the E70 EntryCheck™ series with optional software, for PC management and audit trail capability. While the E72K-A is limited to 32 users, the E70 EntryCheck™ series is also capable of up to 3000 users and provides a choice of keypad or Prox card entry and cylindrical or mortise lockset.

Attributes

- ANSI Grade 1, extra heavy duty cylindrical lockset
- Extra heavy duty indoor/outdoor all weather housing
- -32°F to +155°F (-35°C to 68°C)
- 4 x 4 metal alphanumeric keypad
- Clutch for lever vandal resistance
- Key override, Schlage C keyway std.
- Audible and LED indicator
- Real time clock
- 4AA batteries
- 2 stage low battery alert
- UL Listed for 3 Hr fire rated doors
- ADA compliant
- No audit trail

Programmable Features

- Keypad programmable
- 32 users
- Temporary users (32 users max)
- 9 management groups
- 90 user groups
- 16 button alphanumeric keypad
- 3 - 10 digit user code, ID + PIN or PIN only
- 8 programmable holidays with multi-year schedule capability
- Manual passage mode
- First manager to arrive
- Dual code entry capability by two users for high security applications
- Auto Daylight Savings
- Fail secure or fail maintained



SECURITY DOOR CONTROLS


www.sdcsecurity.com E-mail: service@sdsecurity.com





Ordering Information

Cylindrical Digital Locks



E72KA 32 user lockset







Levers for Standard Cylinders



Galaxy (G) Eclipse (E)

- G1** Galaxy lever, 6 pin cylinder with Schlage C Keyway
- G2** Galaxy lever less cylinder
- E1** Eclipse lever, 6 pin cylinder with Schlage C Keyway
- E2** Eclipse lever less cylinder
- G9** Galaxy, Corbin cylinder by others
- E9** Eclipse, Corbin cylinder by others

G2 and E2 - Specify tailpiece for competitive brand standard cylinders

-  **T2** Arrow PK 100C, ILCO 705, Sargent 13-3266, Lorie 1539 ASSA 65673, 65691, BLOY
-  **T3** Schlage 23-001, Primus, Corbin-Russwin 2000-034
-  **T9** Kit for 6 & 7 pin Marks, KSP Best, Falcon, Medeco Keymark Schlage Small Format, 6 pin Sargent
-  **T9C** Kit for 6 & 7 pin Corbin
-  **TMY** Kit for 6 & 7 pin Yale
-  **TM** 6 pin Schlage Large Format

Levers for Interchangeable Cores



(All I-cores provided by others)



Galaxy (G) Eclipse (E)

G3 and E3 - Accepts 6 & 7 pin Schlage small format, Medeco, Keymark, Best, Falcon, Marks, KSP and 6 pin Sargent.

- G12** Galaxy, for Corbin 6 pin I-core
- E12** Eclipse, for Corbin 6 pin I-core
- G13** Galaxy, for Corbin 7 pin I-core
- E13** Eclipse, for Corbin 7 pin I-core
- G14** Galaxy, for Yale 6 pin I-core
- E14** Eclipse, for Yale 6 pin I-core
- G15** Galaxy, for Yale 7 pin I-core Medeco 31 7 pin I-core
- E15** Eclipse, for Yale 7 pin I-core Medeco 31 7 pin I-core
- G19** Galaxy, for Schlage 6 pin I-core
- E19** Eclipse, for Schlage 6 pin I-core

Finish



- B** Black Powder Coat with Dull Chrome Lever (Standard)
- Q** 626 Dull Chrome

Options



- T** 2.75" (70mm) "T" Strike
- BS1** 2.375" (60mm) Backset
- SK1** Spacer Kit for 1.375" (35mm) Door

Mechanical Specifications

Heavy Duty Cast Housing

Door Thickness:

1.625" (41.2mm) - 1.875" (47.6mm) std SK1 Spacer for 1.375" (35mm) doors

Front:

1.125" (28.6mm) x 2.25" (56.9mm)

Latchbolt:

.5625" (14.3mm) throw, reversible

Backset:

2.75" (70mm) standard

Strike:

4.875" (124mm) standard ANSI

Keying:

6 Pin with Schlage (C) keyway, 2 keys

Clutch:

Lever clutch mechanism

Door Preparation:

ANSI 115.18 door prep with additional .75" (19mm) through hole.

Nonhanded

Compliances

ANSI A156.25, Electrified Lockset
ANSI A156.2, Grade 1
ANSI A117.1 Accessibility Code

ADA Compliant

California State Reference Code

Formerly Title 19, California State Fire Marshal, Levers Galaxy and Eclipse return to within .5" (13mm) of the door face.

UL Listings

UL Listed, USA & Canada for 3 hr "A" label fire rated doors.