


ADVANCED WORKPLACE SOLUTIONS





ADVANCED WORKPLACE SOLUTIONS



CUSTOMIZABLE CABINETS 08

Low Profile Cabinets	10
Standard Profile Cabinets	12
Deep Profile Cabinets	14
Projector Cabinets	16
Styles	18
Video Mounts	20
Interiors	23
Accessories	31
Preconfigured Solutions	37



DISPLAY STANDS 42

Electric Lift Mobile Stands	44
Fixed Height Mobile Stands	46
Accessories	48



ON-WALL SOLUTIONS 50

Electric Lift Wall Stand	51
Manual Lift/Tilt Mounts	52

DESIGN & ENGINEERING SERVICES 53

ORDER GUIDE 56



SALAMANDER
DESIGNS
Furniture Shaped By Your Needs ®



25th
Anniversary

Driven by passion &
quality craftsmanship
for 25+ years

“As we ramped up our Boston Interim Site build-out, we turned to Salamander Designs for quality solutions geared to our needs. They provided high quality, innovative, customized, AV-integrated products with quick delivery. We gained installation efficiencies and seamless execution.”

*-Tom Kapitan
GE Senior It Leader Digital Operation*



MAKING YOUR WORKPLACE AN EXTENSION OF YOUR WORKFORCE

It's not furniture – it's the most important set of tools you provide to your employees and visitors.

At Salamander Designs, we get it. We've been designing and manufacturing premium quality furniture for residential and commercial audio/video integration for more than 25 years. All products are custom made in a 100% solar-powered USA facility, quick shipped within days and backed by a lifetime warranty which includes the most superior support.

Salamander's expert design team and build-to-order formula serve a wide range of markets and a commanding cross section of global companies including General Electric, Sony, Microsoft, ExxonMobil, Bank of America and Dell.

Our advanced, flexible solutions are carefully designed to support Integrators, Architects, Designers, Facility Managers and everyday users.

And we treat every customer as if they were our only customer.
That's our promise to you.



Designed in a
100% solar powered
USA facility



Uniquely
quick-shipped
within days



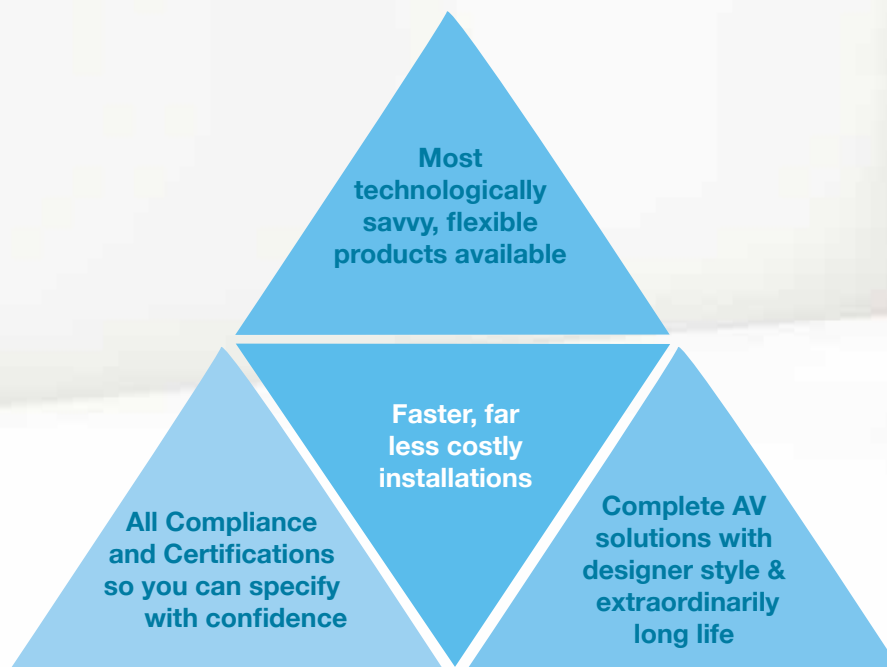
Backed by superior
service & lifetime
warranty

TECH-CENTRIC FURNITURE SYSTEM

Everything we produce is technology-centric. This means, not only is it beautiful, it's engineered to perform for every AV application and customer you encounter. And, for a lifetime.

You can expect timeless styles and maximum flexibility for professional AV cabinets, mobile flat panel stands, motorized stands, on-wall solutions and more. Whether budgeting a capital expenditure to equip your entire workforce or purchasing one low-profile cabinet to upgrade your reception area, we provide expert engineering, design and manufacture for all your needs.

Salamander products deploy quickly, and are upgradeable and retro-fit friendly. Our adaptable furniture supports ever-changing technologies and is easily refreshed in lieu of replacement. Simple to install, technologically savvy and built to last. Guaranteed.







RAPID DEPLOYMENT

Exceptionally rapid deployment – days rather than weeks

REDUCE

Reduce other trades, saving time and money

Turnkey systems that decrease wall cutting and running wires

TURNKEY SYSTEMS



BY YOUR SIDE, AT YOUR SERVICE, WE DELIVER

Successful custom integration requires the perfect storm of skills— that's what sets you apart from your peers. We get that.

We also know having the right team involved from start to finish of your project gives you peace of mind knowing your reputation and customers are in capable hands. Salamander has the experience you need for successful product development— core systems, plus custom design, engineering and manufacturing knowhow that brings your product quickly to life.

Our modular solutions move much faster from decision to delivery. We build turnkey systems in the US and quick ship. You save time, money and hassle. AND we can assist with refurbishing and upgrades, including finish matching.

We can help speed up the entire project, as our unique modular configuration allows you to pre-wire and set up rack cart systems in advance. Installations come together faster as items arrive. Your team can reposition, service and upgrade systems in hours – rather than days.

CUSTOMIZABLE CABINETS

All pieces are built to order, manufactured in the USA and backed by a Lifetime Warranty. Select from our wide variety of styles, materials, sizes and finishes of furniture to support technology, unified communication and maximum user engagement with designer style.



DESIGN YOUR OWN IN 5 EASY STEPS

- 1 The Frame** - Choose from four frames in various heights & widths.
- 2 Style** - Select a style with top and footing options.
- 3 Display** - Integrated mounts support single or dual monitors.
- 4 Interiors** - Outfit each bay with functional storage, pro racks and more.
- 5 Accessories** - Enhance the performance of your cabinet with accessories.

PRECONFIGURED SOLUTIONS

For quick ordering, start with a preconfigured cabinet solution.

See page 37.



Cabinets Feature:

- Aluminum frame
- Designer styles
- Wire management
- Soft-close doors
- Adjustable interiors
- Fully customizable

CABINETS / LOW PROFILE

- 1 Frame
- 2 Style
- 3 Video Mount
- 4 Interiors
- 5 Accessories



Designed For Touchscreens



Ergonomic - minimal screen reach

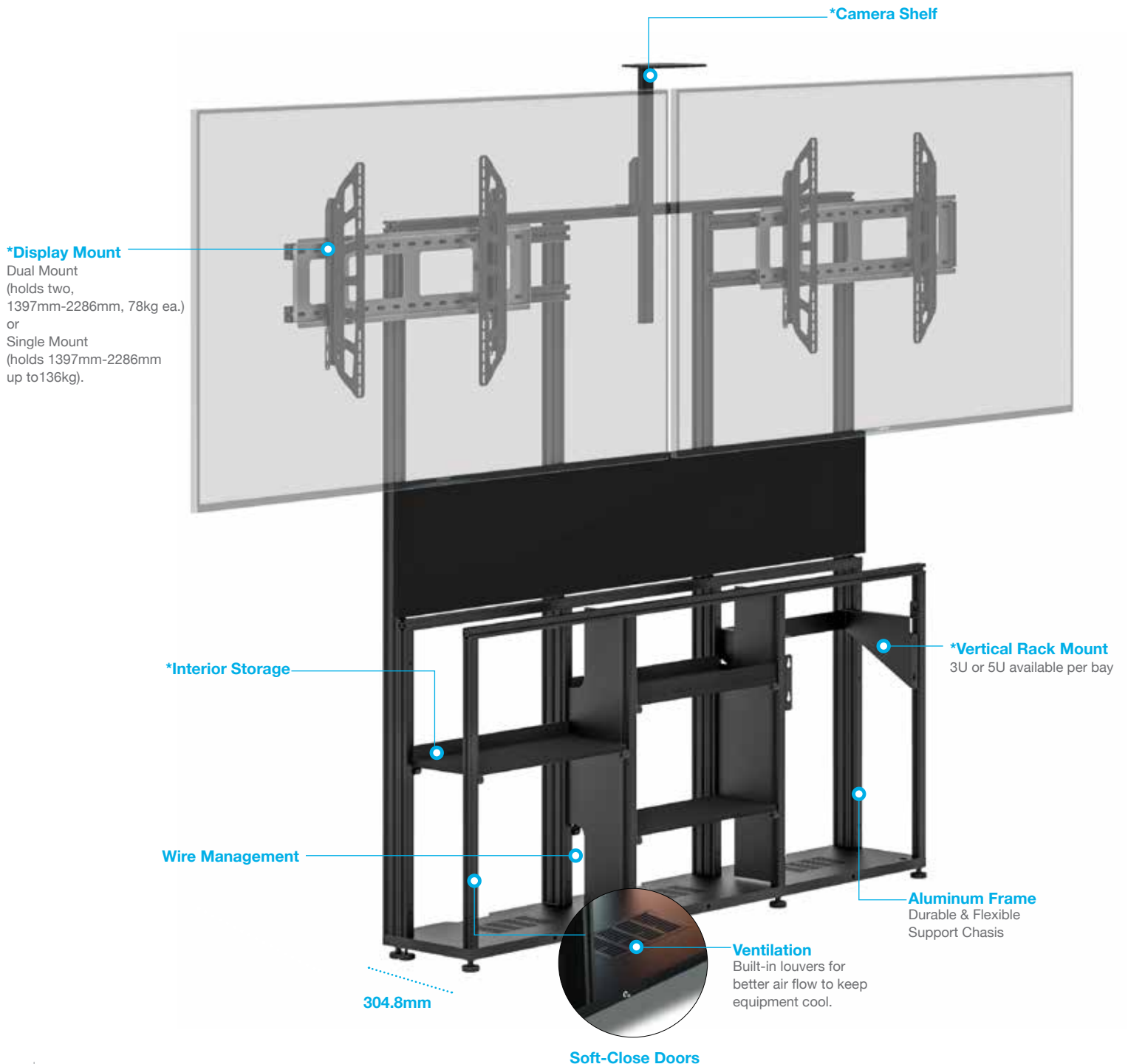


Wall Mounted - provides convenience and frees up floor space



ADA COMPLIANT SOLUTIONS

* Shown with optional video mounts and interiors.



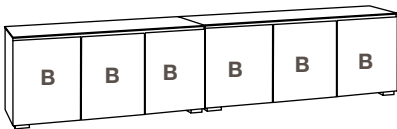
LOW PROFILE / CABINETS

305mm DEEP MODELS

Designed for Interactive Flat Panel Displays

Low-profile, shallow depth cabinets are sleek, streamlined solutions for supporting AV/IT technology. Our innovative design conceals all equipment and cables, and simple installation allows them to be affixed to any wall without special preparation. A unique, shallow depth provides a comfortable working position for interactive display users.

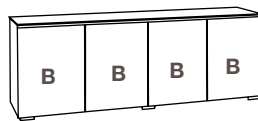
6 BAYS



C/D1/367/

~3297mm W x 794mm H x 305mm D

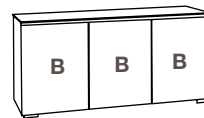
4 BAYS



C/D1/347/

~21727mm W x 794mm H x 305mm D

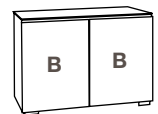
3 BAYS



C/D1/337/

~1645mm W x 794mm H x 305mm D

2 BAYS



C/D1/323/

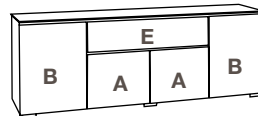
~1118 mm W x 794mm H x 305mm D

1 BAY



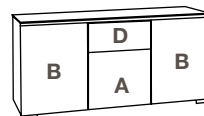
C/D1/317/

~591mm W x 794mm H x 305mm D



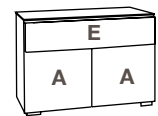
C/D1/345/

~2172mm W x 794mm H x 305mm D



C/D1/336/

~1645mm W x 794mm H x 305mm D



C/D1/329/

~1118 mm W x 794mm H x 305mm D

Interior Dimensions

A : Single-Width Compartment	502mm W x 279mm D x 451mm H
B : Single-Width Compartment	502mm W x 279mm D x 705 mm H
D : Single-Width Speaker/Multi-Functional Compartment * Includes Speaker Grill	502mm W x 279mm D x 229mm H
E : Double-Width Speaker/Multi-Functional Compartment * Includes Speaker Grill	1029mm W x 279mm D x 229 mm H

Speaker Integration

Models 345, 336 and 329 accommodate a wide range of speaker types and sizes.

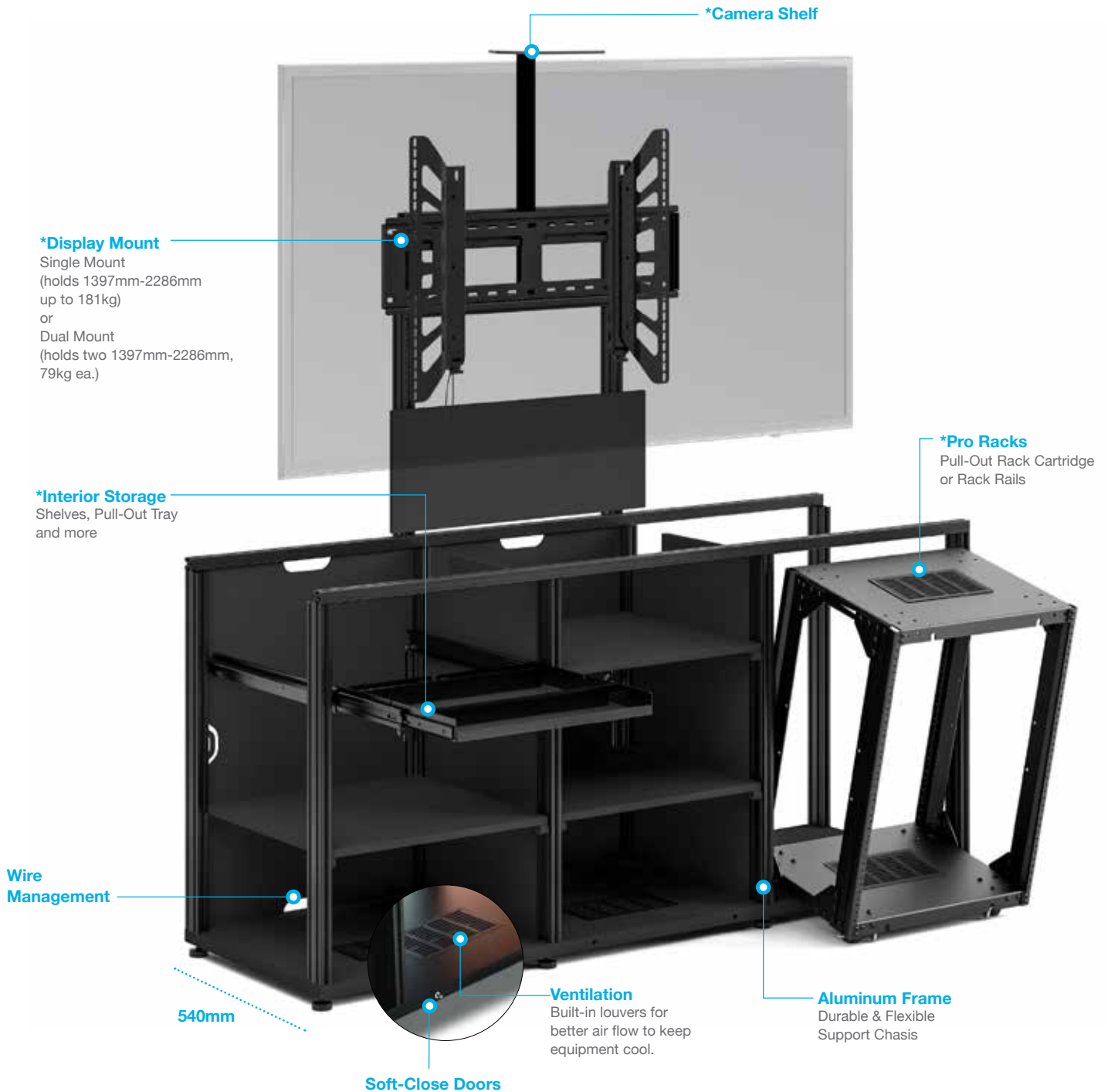


CABINETS / STANDARD PROFILE

- 1 Frame
- 2 Style
- 3 Video Mount
- 4 Interiors
- 5 Accessories

- Designed for Integrated AV/IT
- Robust, Large-Capacity
- Low Impact Installation

* Shown with optional video mounts and interiors.



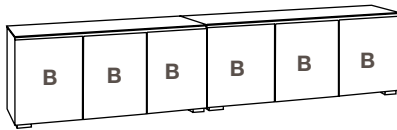
STANDARD PROFILE / CABINETS

540mm DEEP MODELS

Designed for Fully Integrated Technologies

These robust, large-capacity cabinet systems house all electronics, including integrated support for AV/IT systems. Freestanding and fully integrated cabinets are perfect for retrofit installations, allowing for quick and efficient installation.

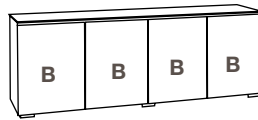
6 BAYS



C/D2/367/

~3296mm W x 794mm H x 540mm D

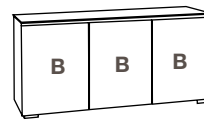
4 BAYS



C/D2/347/

~2172mm W x 794mm H x 540mm D

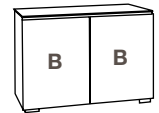
3 BAY



C/D2/337/

~1645mm W x 794mm H x 540mm D

2 BAYS



C/D2/323/

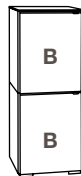
~1118mm W x 794mm H x 540mm D

1 BAY



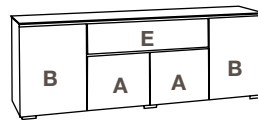
C/D2/317/

~ 591mm W x 794mm H x 540mm D



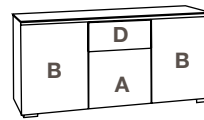
C/D2/617/

~591mm W x 1540mm H x 540mm D



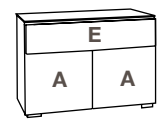
C/D2/345/

~2172mm W x 794mm H x 540mm D



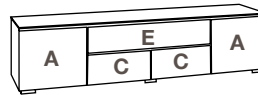
C/D2/336/

~1645mm W x 794mm H x 540mm D



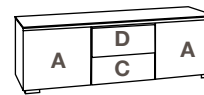
C/D2/329/

~1118mm W x 794mm H x 540mm D



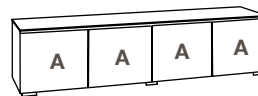
C/D2/245/

~2172mm W x 21.5"H x 540mm D



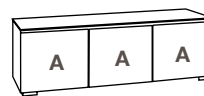
C/D2/236/

~1645mm W x 546mm H x 540mm D



C/D2/247/

~2172mm W x 21.5"H x 540mm D



C/D2/237/

~1645mm W x 546mm H x 540mm D

Speaker Integration

Models 345, 336, 329, 245 & 236 accommodate a wide range of speaker types and sizes.

Interior Dimensions

A : Single-Width Compartment	502mm W x 495mm D x 451mm H
B : Single-Width Compartment	502mm W x 495mm D x 705 mm H
C : Drawer	18.625"W x 457mm D x 197mm H
D : Single-Width Speaker/Multi-Functional Compartment * Includes Speaker Grill	502mm W x 495mm D x 229 mm H
E : Double-Width Speaker/Multi-Functional Compartment * Includes Speaker Grill	40.5"W x 495mm D x 229 mm H



CABINETS / DEEP PROFILE

1 Frame

2 Style

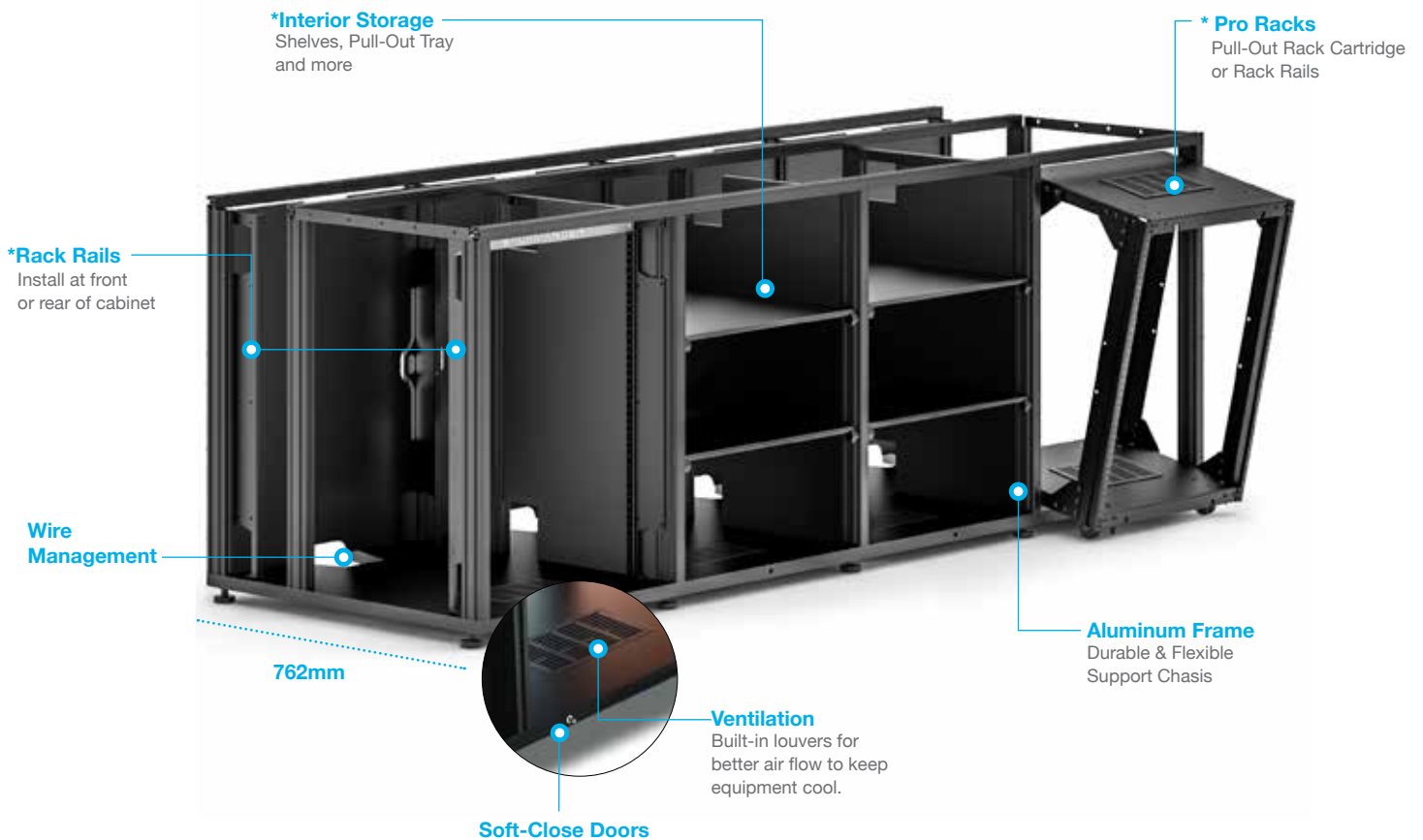
3 Video Mount

4 Interiors

5 Accessories

- Designed for Over-Sized Professional AV/IT Components
- Robust, X-Large Capacity
- Low Impact Installation

* Shown with optional video mounts and interiors.



762mm DEEP MODELS

Designed for Pro AV/IT

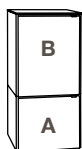
Pro Deep Profile Cabinets accommodate extra-deep components, allowing easy access to rear connections and cabling, and providing storage for accessories and workplace technologies. Simple, low-impact standardized installation simplifies deployment.

1 BAY



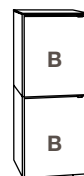
C/D3/317/

~591mm W x 794mm H x 762mm D



C/D3/517/

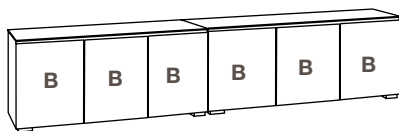
~591mm W x 1292mm H x 762mm D



C/D3/617/

~591mm W x 1540mm H x 762mm D

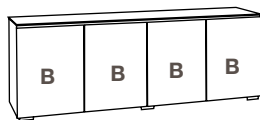
6 BAYS



C/D3/367/

~3296mm W x 794mm H x 762mm D

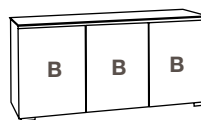
4 BAYS



C/D3/347/

~2172mm W x 794mm H x 762mm D

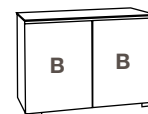
3 BAY



C/D3/337/

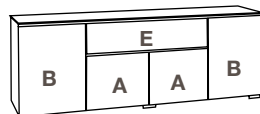
~1645mm W x 794mm H x 762mm D

2 BAYS



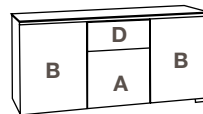
C/3/323/

~1118 mm W x 794mm H x 762mm D



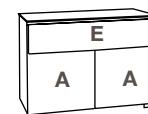
C/D3/345/

~2172mm W x 794mm H x 762mm D



C/D3/336/

~1645mm W x 794mm H x 762mm D



C/D3/329/

~1118 mm W x 794mm H x 762mm D

Interior Dimensions

A : Single-Width Compartment	502mm W x 724mm D x 451mm H
B : Single-Width Compartment	502mm W x 724mm D x 705 mm H
D : Single-Width Speaker/Multi-Functional Compartment * Includes Speaker Grill	502mm W x 724mm D x 229 mm H
E : Double-Width Speaker/Multi-Functional Compartment * Includes Speaker Grill	1029mm W x 724mm D x 229 mm H

Speaker Integration

Models 345, 336 and 329 accommodate a wide range of speaker types and sizes.



CABINETS / PROJECTOR

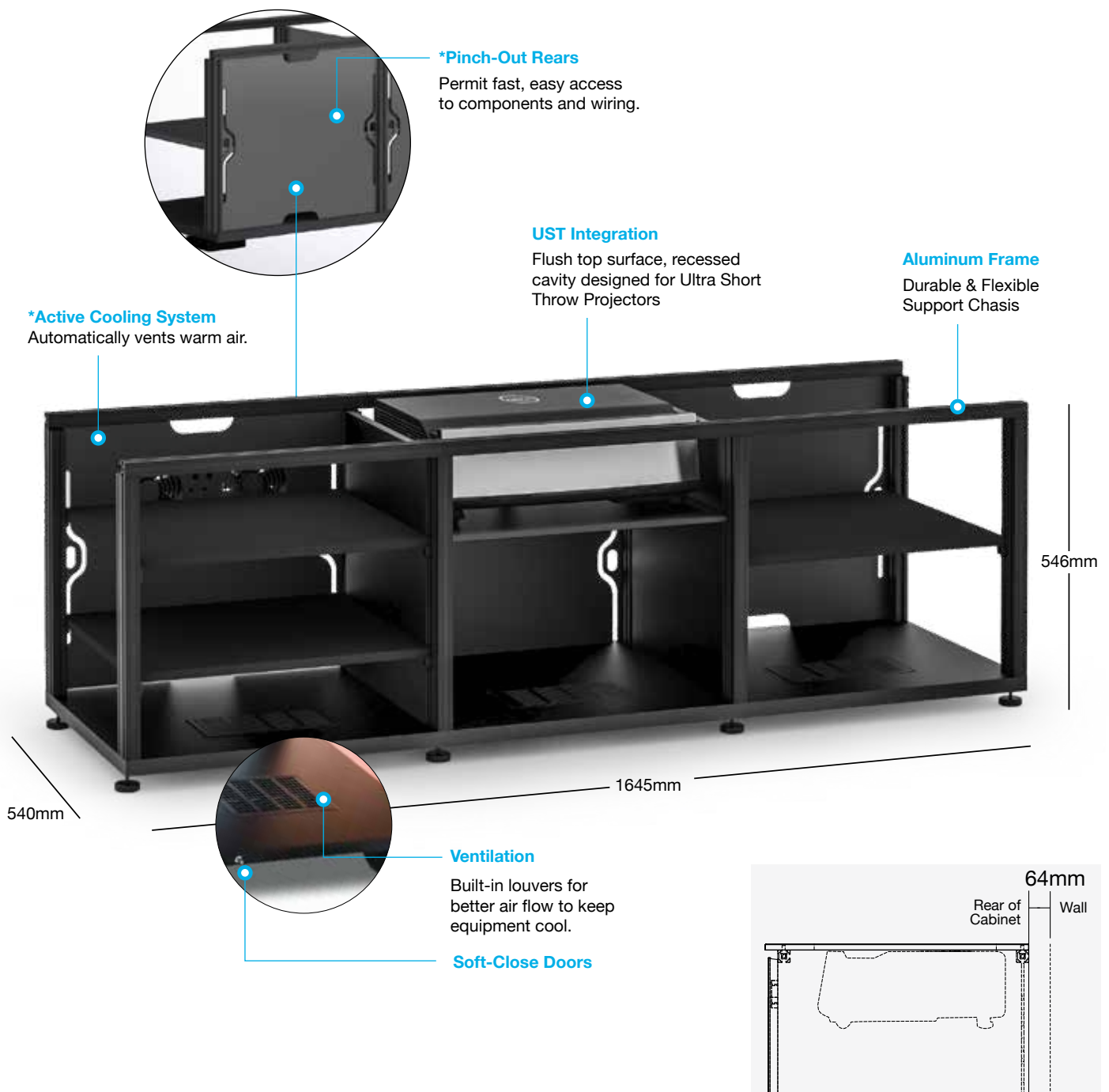
- 1 Frame
- 2 Style
- 3 Display
- 4 Interiors
- 5 Accessories



Designed for Dell Advanced 4k Laser Projector Model S718QL

Visit salamandercommercial.com for other compatible projectors.

* Standard with Dell projector integrated cabinets.



INTEGRATED UST MODELS

Seamless Stealth Solution for Dell Ultra-Short Throw 4K Projector

A simple installation with no need to open the wall or ceiling to run cables. All supporting components can be enclosed in the cabinet to provide a beautiful and simple solution.



Chicago - X/DEL237CH/BO
Grass Texture - Black Oak
Black Top



Miami - X/DEL237MM/GW
Gloss White - Black Top



Zurich - X/DEL237ZU/OB
Linear Texture - Opium Brown
Black Top



Oslo - X/DEL237OS/BG
Black Oak Side, Black Glass
with Black Top

Interior Dimensions

A: Single-Width Compartment	502mm W x 495mm D x 451mm H	B: Single-Width Compartment Below Projector	502mm W x 1495mm D x 298mm H
------------------------------------	--------------------------------	--	---------------------------------



Oslo 237 Shown with Optional Tube Base

CABINETS / STYLES

- 1 Frame
- 2 **Style**
- 3 Display
- 4 Interiors
- 5 Accessories



We select the finest materials and finishes. Choose from sleek, hand-polished, high-gloss finishes to richly textured real wood fronts or a contemporary beveled edge style with a mix of materials.

If you are looking for something different or special, please contact us to discuss custom options.



*All styles come standard with leveler feet.

Styles



MILAN*
Dimensional, Diamond
Pattern, White



MIAMI*
Gloss Warm White



OSLO*
Black Oak Sides,
Black Glass Doors



ZURICH*
Opium Brown,
Linear Texture Doors



CHICAGO*
Black Oak,
Grass-Textured Doors



BERLIN*
Wenge,
Wave-Texture Doors



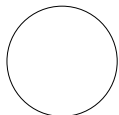
DENVER - OAK*
Natural Oak,
Bark-Textured Doors




DENVER - WALNUT*
Medium Walnut,
Bark-Textured Doors

Select a top to match your style.

Solid Surface Tops - 12mm thick



Warm White
Solid Surface



Matte Black
Solid Surface



Chocolate Brown,
Black Core
Solid Surface

Glass Tops - 10mm thick

*Glass tops only available on standard profile cabinets.



*Black Glass



*Brown Glass



Build Your Own

Ask About Our Frame
Only Options

Fixed Top Styles

**Barcelona Style only available in standard profile.



****BARCELONA W/BG**
Natural Walnut, Black Glass
Doors, Beveled Edge Top
**Matching Top Included*



****BARCELONA W/GW**
Natural Walnut, Warm White
Doors, Beveled Edge Top
**Matching Top Included*

Footing Options

Complete a style with designer footing
or wall mounting kits. Footing options
are not available for Barcelona styles.
See page 36.



CABINETS / VIDEO MOUNTS

- 1 Frame
- 2 Style
- 3 Display**
- 4 Interiors
- 5 Accessories



D2/347BM2 DENVER OAK



XL Single Display Mount

FI/CQ/PMXL/S	Single XL Display Mount for 4-Bay Cabinets
---------------------	---

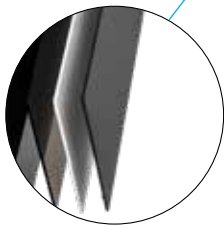

- Holds displays 1651mm-2540mm, up to 181 kg including
- VESA Compliant:
Horizontal: 400, 600, 800, 1000, 1200mm
Vertical: 400, 500, 600 mm
- Centerline of screen 473mm (from cabinet bottom)
- 1600mm Vertical Posts
- Modesty panel included, choose black or matching wood



Single Display Mounts

FI/CN/PM/S	Single Display Mount for 2-Bay Cabinets
FI/CL/PM/S	Single Display Mount for 3-Bay Cabinets
FI/CQ/PM/S	Single Display Mount for 4-Bay Cabinets

- Holds displays 1270mm-2616mm, up to 80 kg including
- VESA Compliant: Horizontal 200-800 mm, Vertical 200-500 mm
- Adjustable Center Line of Screen: 1562mm / 1518mm / 1473mm / 1422mm
- 1600mm Vertical Posts
- Modesty panel included, choose black or matching wood



Modesty Panel
Available in black or matching wood.

Dual Display Mounts

FI/CL/PM/D	Dual Display Mount for 3-Bay Cabinets
FI/CQ/HDPM/D	Dual Display Mount for 4-Bay Cabinets
FI/CQSP/HDPM/D	Dual Display Mount for 6-Bay Cabinets

- Holds displays (2) 1397mm-2286mm, up to 79kg ea
- VESA Compliant: Horizontal 200 - 800mm, Vertical 200 - 500mm
- Adjustable Center Line of Screen: 1562mm / 1518mm / 1473mm / 1422mm
- 1600mm Vertical Posts
- Modesty panel included, choose black or matching wood



Cisco™ Sparkboard Adapter Kit

CA/MAC1	Cisco Sparkboard 55 Adapter Kit
CA/MAC2	Cisco Sparkboard 70 Adapter Kit

- Adapter kit includes two interface brackets that mount to Cisco Sparkboard 55 and 70
- Compatible with XL Single Display Mount, FI/CQ/PMXL/S




Camera Shelf

CA/CM/S	Single Video Camera Shelf
CA/CM/D	Dual Video Camera Shelf

- Shelf integrates 1 or 2 cameras above screens up to 2286mm
- Fully adjustable height
- Single Shelf: 178mm W x 146mm D x 6mm Th
- Dual Shelf: 667mm W x 171mm D x 13mm Th
- Maximum Weight Capacity of 2 kgs

CABINETS / VIDEO MOUNTS

- 1 Frame
- 2 Style
- 3 **Display**
- 4 Interiors
- 5 Accessories



EZ-Touch Lift Display Mount

FI/CL/EZ2

Single XL Display Mount for 3-Bay Cabinets

- Holds displays 1651mm, up to 22" - 27.6 kg
- VESA Compliant: Horizontal 200-800mm, Vertical 100-440mm
- Adjustable counter-spring provides smooth, effortless and intuitive high-low transition
- Vertical range is 399mm
- Extremely reliable; tested to 60,000 cycles or 10 years of usage
- Measures: 958mm W x 1626mm H x 152mm D
- Center line of Screen: 1676mm max - 1283mm min
- Bottom of Screen: 1270mm max - 876mm min
- Integrated mount with 298mm H black modesty panel
- Compatible with 3-Bay cabinets



All of our advanced interior accessories have been designed to enhance the functional or aesthetic aspects of our furniture systems. Each one has been built to our exact standards for quality, reliability and durability to provide years of trouble-free operation.



PRO RACK

Integration of professional equipment, conforming to EIA 19" rack standards



STORAGE

Solidly built, multifunctional pull-out shelves and infinitely adjustable shelves

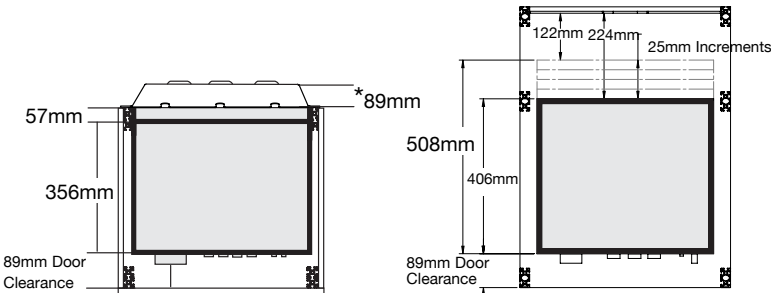


VENTILATION

Active cooling system protects electronics

CABINETS / PRO RACK

- 1 Frame
- 2 Style
- 3 Display
- 4 Interiors
- 5 Accessories

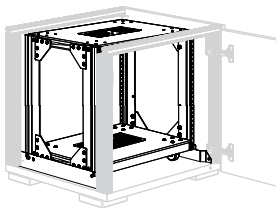


* When using optional Extended Rear Panel.



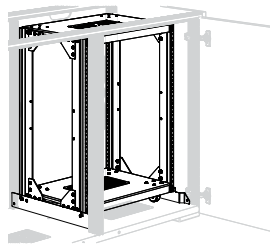
Pull-Out Rack Cartridge

- Pull-out 483mm standard rack with rails front and back
- Cabinet guide rails and in-line caster base provide simple use and transport
- Weight capacity of 91kg
- Heavy duty bearing wheels for easy installation, removal, and manoeuvring of full equipment racks during service
- Rugged 12-gage powder coated steel construction
- Flexible wire management wire loom allows for removal of rack from cabinet with 360 degrees of access to components without disconnecting from cabinet. An absolute step up from slide out and rotational racks service constraints.
- Tool-less removal / installation for service



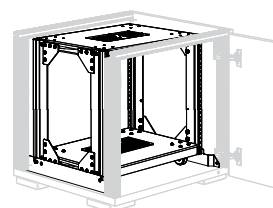
FI/C20/CRK/B
7-U Pull-Out Rack Cartridge
Kit for 508mm H Cabinets

Not Adjustable

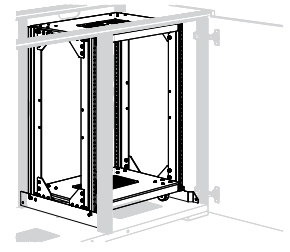


FI/C30/CRK/B
13-U Pull-Out Rack Cartridge
Kit for 762mm H Cabinets

Not Adjustable

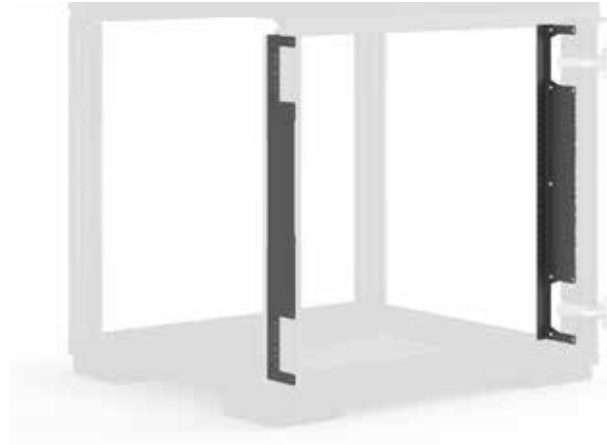
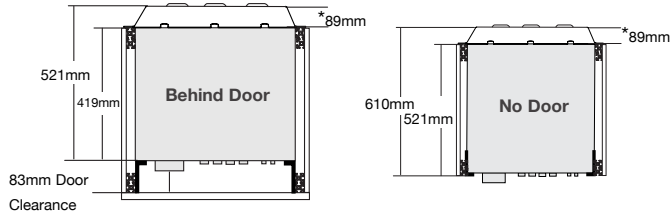


FI/C20/CRK/A
7-U, Adjustable Depth
Pull-Out Rack Cartridge



FI/C30/CRK/A
13-U, Adjustable Depth
Pull-Out Rack Cartridge

- Adjustable in 25mm increments from 406mm to 508mm
- Use with Deep Profile Cabinets to take advantage of the full range of adjustability
- Can be used in a 533mm D cabinets (from 406mm – 457mm range) with an extended rear panel



Rack Rail Kits

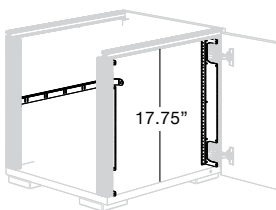
- Universal holes are spaced on consecutive intervals of 16mm and 13mm allowing for mounting of equipment with attachment holes either wide or universally spaced
- Threaded for 10-32 screws. Black powder coated steel
- Rack Rail sets (2) may be attached to front or rear of the cabinet and are reversible for use without doors (diagram above)
- Rails are compatible with all industry standard 19" components and accessories



Component-Length Rack Rails

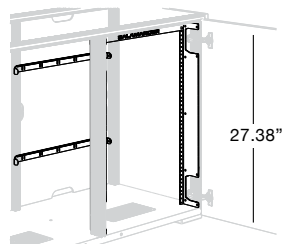
FI/RM4U	4-U Rack Rails, 178mm H
FI/RM3U	3-U Rack Rails, 133mm H
FI/RM2U	2-U Rack Rails, 91mm H

- Attaches to front or rear cabinet posts
- Doors can be used with component length rails, placed away from hinges
- Allow for 38mm clearance for each hinge
- Includes two, black, powder coated rails per set. Threaded for 10-32 screws.



FI/C20/RMK/A
Pro Rack Rails 20A Kit

- (1) 10-U Rack Rails
- (1) Wire Lacing Bar



FI/C30/RMK/A
Pro Rack Rails 30A Kit

- (1) 15-U Rack Rails
- (2) Wire Lacing Bar

CABINETS / PRO RACK ACCESSORIES

- 1 Frame
- 2 Style
- 3 Display
- 4 Interiors
- 5 Accessories



Wire Lacing Bars for Cartridge

RM/LB2	Pull-Out Rack Cartridge Lacing Bar, Set of 2
---------------	---

- Mounts to Rack Cartridge and any 483mm standard rack
- Infinitely adjustable wire management
- Includes one velcro wrap strap
- Black powder coated steel



Wire Lacing Bar Kit

FI/RMLB	Cabinet Mounted Wire Lacing Bar Kit, Set of 3
----------------	--

- Mounts to vertical cabinet posts
- Black powder coated steel
- Set of 3 lacing bars



Vertical Racks

RM/VR/3U	Vertical Rack Mount, 3U
RM/VR/5U	Vertical Rack Mount, 5U

- Rack is mounted to cabinet frame or wall, for industry standard 483mm pro audio rack mounting
- 3 and 5 rack units of vertical mounted, knob up component storage
- Threaded for 10-32 screws
- Black powder coated steel
- Lift and load design for easy install



Power Distribution Unit

SA/RM/PDU	Power Distribution Unit, 9 Outlets
------------------	---

- Multi-port rack mounted Power Distribution Unit with surge protection
- 8 Rear Ports, 1 Front Port
- Maximum Output Current: 15 Amps
- See full specs on page 33
- USA Compatibility
- Premium quality Furman brand



Vented Shelves

RM/VS2U	Vented Shelf, 2U - 356mm D
RM/VS3U	Vented Shelf, 3U - 356mm D
RM/VS4U	Vented Shelf, 4U - 356mm D

- Mounts to Pull-Out Rack Cartridge and any 483mm standard rack
- 483mm EIA standard rack mount, 356mm deep, vented shelf
- Black powder coated steel


Face Plates

RM/VFP1U	Vented Face Plate, 1U
RM/VFP2U	Vented Face Plate, 2U
RM/VFP3U	Vented Face Plate, 3U
RM/VFP4U	Vented Face Plate, 4U

- Mounts to Pull-Out Rack Cartridge and any 483mm standard rack
- Black powder coated steel
- Perforated 16ga steel for component air flow (allows 62% free air flow)

CABINETS / INTERIOR STORAGE

- 1 Frame
- 2 Style
- 3 Display
- 4 Interiors
- 5 Accessories

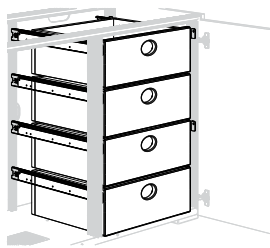


Drawers

- Interior Dimensions: 457mm W x 171mm H x 400mm D
- Load Capacity: 45kg

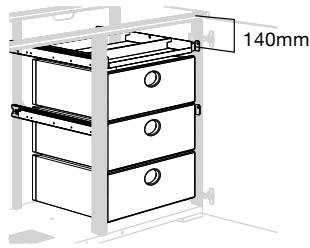
3" Drawer

- Metal construction, matte black finish
- Interior: 435mm W x 403mm D x 89mm H
- Maximum Weight Capacity: 14kg



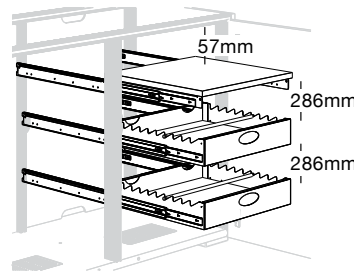
**FI/C30/IDK/A
Drawers 30A Kit**

(4) 152mm Drawers



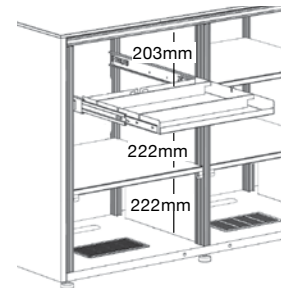
**FI/C30/IDK/B
Drawers 30B Kit**

(1) Pull-Out Storage Tray
(3) 152mm Drawers



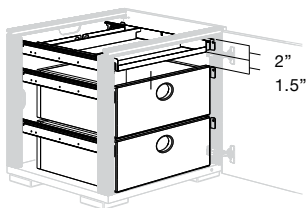
**FI/C30/SLK/C
Shelving 30C Kit**

(1) Pull-Out Shelf
(2) 76mm Drawers



**FI/C30/SLK/D
Shelving 30D Kit**


(1) Pull-Out Tray
(1) Adjustable Shelf



**FI/C20/IDK/B
Drawers 20B Kit**

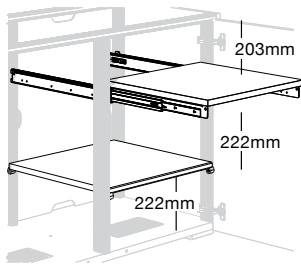
(1) Pull-Out Storage Tray
(2) 152mm Drawers

All shelf and drawer positions are fully adjustable.
Dimensions shown are factory assembled locations.



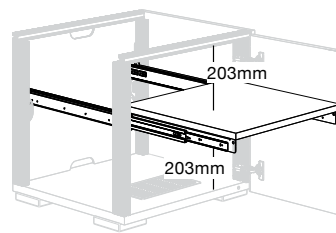
Pull-Out Storage Tray

- Utilizes heavy duty ball bearing slides
- Black steel body with felt liner
- Maximum Weight Capacity: 50 lbs
- 438 mm H x 406 mm D x 42 mm H
- 2 dividers located at 102mm, 216mm and 324mm from the front edge



**FI/C30/SLK/B
Shelving 30B Kit**

- (1) Pull-Out Shelf
- (1) Standard Shelf



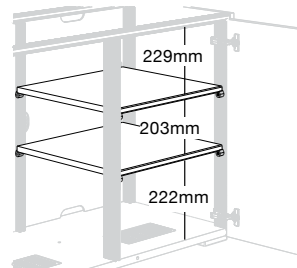
**FI/C20/SLK/B
Shelving 20B Kit**

- (1) Pull-Out Shelf



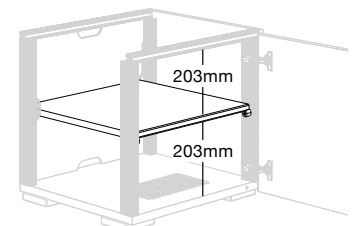
Adjustable Shelves

- Fully adjustable
- Matte black, powered-coated MDF
- Weight Capacity: 34 kgs
- 502 mm W x 445 mm D x 16 mm TH



**FI/C30/SLK/A
Shelving 30A Kit**

- (2) Standard Shelf

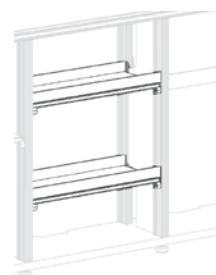


**FI/C20/SLK/A
Shelving 20A Kit**

- (1) Standard Shelf

Adjustable Trays

- Compatible with Low Profile Cabinets only
- 502mm W x 200mm D x 38mm H
- Maximum Weight Capacity of 13.6 kgs
- Constructed of 13mm MDF
- Shelves can be used flat or add a backstop or two to convert shelves to adjustable trays



**FI/C30DI/SLK/A
Shelving 30A Kit**

- (2) Standard Shelves
- (4) Shelf Stops

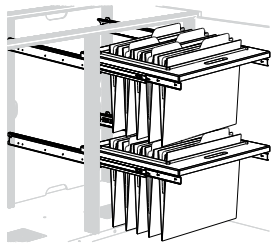


CABINETS / INTERIORS

- 1 Frame
- 2 Style
- 3 Display
- 4 Interiors
- 5 Accessories

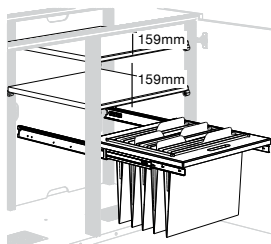


File Storage



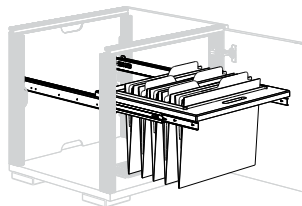
FI/C30/FSK/A
File Storage 30A Kit

- (2) Hanging File



FI/C30/FSK/B
File Storage 30B Kit

- (2) Standard Shelves
- (1) Hanging File

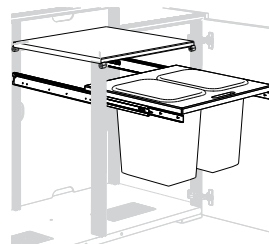


FI/C20/FSK/A
File Storage 20A Kit

- (1) Hanging File

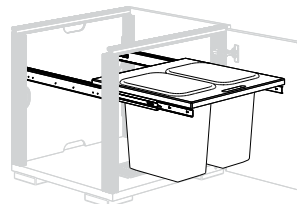


Waste Bins



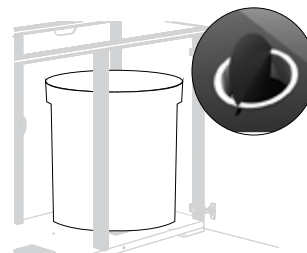
FI/C30/TRK/A
Waste Receptacles 30A Kit

- (1) Pull-Out Trash & Recycling Bin
- (1) Shelf



FI/C20/TRK/A
Waste Receptacles 20A Kit

- (1) Pull-Out Trash & Recycling Bin



FI/C30/TRK/B
Waste Receptacle 30B Kit

- Top Shelf Grommet Cut-Out
- (1) Trash Bin

ACTIVE COOLING & REARS / CABINETS



Standard Active Cooling Rears

FI/AC20/EX	Active Cooling Rear Panel for 508mm H Cabinets
FI/AC30/EX	Active Cooling Rear Panel for 762mm H Cabinets

- Exhaust fan vents warm air. (Air Flow: 26 CFM)
- Thermostatically controlled cooling system turns on at approx 27° C, maximum speed is reached at 35° C.
- Quiet (22 dBA) dual 120mm fans
- Power consumption: 1W in standby mode; 4 W in mid speed; 8-10 W in full speed
- Thermistor: Remote with 508mm lead



Extended Active Cooling Rears

FI/XR20/AC/EX	Extended, Active Cooling Rear Panel for 508mm H Cabinets
FI/XR30/AC/EX	Extended, Active Cooling Rear Panel for 762mm H Cabinets

- Exhaust fan vents warm air. (Air Flow: 26 CFM)
- Thermostatically controlled cooling system turns on at approx 27° C, maximum speed is reached at 35° C.
- Quiet (22 dBA) dual 120mm fans
- Power consumption: 1W in standby mode; 4 W in mid speed; 8-10 W in full speed
- Thermistor: Remote with 508mm lead
- Adds 89mm to inside depth of cabinet, extending to 597mm
- Constructed of heavy-weight black powder-coated steel



Standard Rears

203-720	Standard Rear Panel for 521mm H Cabinets
203-730	Standard Rear Panel for 762mm H Cabinets

- Easy access, pinch-out panels



Locking Rears

FI/C30/LRP	Locking Rear Panel for 762mm H Cabinets
-------------------	--



Extended Rears

FI/XR20	Extended Rear Panel for 521mm H Cabinets
FI/XR30	Extended Rear Panel for 762mm H Cabinets

- Adds 89mm to inside depth of cabinet, extending to 597mm
- Constructed of heavy-weight black powder-coated steel



- USA Compatible
- Export Version Available

Bottom Vent Active Cooling

FI/BVAC	Bottom Vent Active Cooling
----------------	-----------------------------------

CABINETS / SPEAKER INTEGRATION

- 1 Frame
- 2 Style
- 3 Display
- 4 Interiors
- 5 Accessories

Salamander's cabinets feature quality craftsmanship and high-fidelity sound by Leon Speakers. Each speaker is hand-crafted and built-to-order to fit seamlessly into our cabinets. Each speaker features world-class Peerless woofers and cloth-dome tweeters, creating a high-fidelity system with exceptional sonic clarity.

- Custom built to seamlessly integrate with cabinets
- Exclusive mounting brackets allow for articulation to optimize sound dispersion
- High-performance sound platform, world-class woofers and cloth-dome tweeters for exceptional sonic clarity
- Solid MDF construction, meticulously crafted by hand in the USA



Center Channel

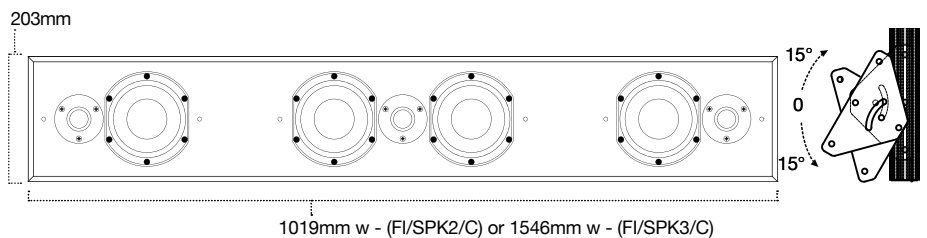
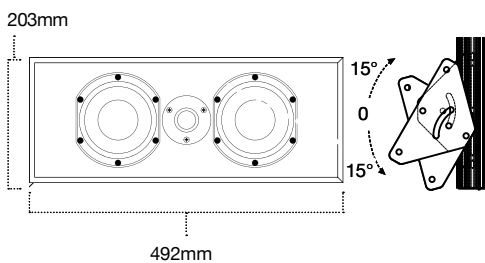
FI/SPK1/C	Center Channel, Fits Single-Width Bay
------------------	--

- 127mm midrange woofers; 25mm audiophile-grade tweeters
- Matte black finish, sealed MDF enclosure with removable, black grill
- Impedance: 8Ω
- Rec. Power: 50–250W
- Maximum Output: 104 dB avg; 110 dB peak
- Coverage: Horiz: 110°; Vert: 140°
- Freq. Response: 74–22kHz (+/- 3dB)
- Sensitivity: 88dB@2.83V/1m
- Connections: 5-way binding post
- Mounting: Includes swivel/tilt bracket, Infinitely adjustable +15° -15°

Soundbar / LCR (Left-Center-Right)

FI/SPK2/C	Soundbar, Fits Double-Width Bay
FI/SPK3/C	Soundbar, Fits Triple-Width Bay

- 127mm midrange woofers; 25mm audiophile-grade tweeters
- Matte black finish, sealed MDF enclosure with removable, black grill
- Impedance: 6Ω
- Rec. Power: 50–250W
- Maximum Output: 101 dB avg; 110 dB peak
- Coverage: Horiz: 110°; Vert: 140°
- Freq. Response: 74–22kHz (+/- 3dB)
- Sensitivity: 88dB@2.83V/1m
- Connections: 5-way binding post
- Mounting: Includes swivel/tilt bracket, Infinitely adjustable +15° -15°




SPEAKER INTEGRATION / CABINETS

CABINETS



CABINETS / PORTS

- 1 Frame
- 2 Style
- 3 Display
- 4 Interiors
- 5 Accessories



Brush Cable Port

FI/CP1/BK	Rectangular Brush Cable Port, Matte Black
------------------	---

- Opening: 33mm x 67mm
- Ports can be installed on cabinet tops, end panels and modesty panels. Call for details.

Round Cable Port

FI/CP2/BK	86mm Round Cable Port, Matte Black
FI/CP2/SN	86mm Round Cable Port, Satin Nickel

- 86mm cable thickness clearance. Splits to fit large ends of wires.
- Installed on cabinet tops only. Call for details.



Rectangular Cable Port

FI/CP3/A	Rectangular Brush Cable Port, Satin Aluminum
-----------------	--

- 352mm W x 71mm H
- Ports can be installed on cabinet tops, end panels and modesty panels. Call for details.

Trash Port


FI/TP1/SS * Standard/Deep Profile Cabinet Only	152mm Round Trash Port, Satin Stainless Steel
FI/TP1C/BK * Standard/Deep Profile Cabinet Only	Cover for Round Trash Port, Matte Black

- Installed on cabinet tops only. Call for details.



Security Locks

F/C/DL/	Door Lock - Black (F/C/DL/BK), Bronze (F/C/DL/BZ), Nickel (F/C/DL/NK), White (F/C/DL/WH)
F/C30/LRP * Standard/Deep Profile Cabinet Only	Locking Rear Panel for 762mm Cabinets
F/C/MDL	Invisible Magnetic Door Locks



IR Repeater System

SD/IR/EX	Salamander All-In-One IR Repeater Kit
SD/IRX2	IR Flasher, Dual-Head Emitter, additional

- Plasma Proof, interference filtering
- Receiver mounting hardware for surface mount and countersink applications
- Measures: 108mm W x 25mm H x 25mm D
- Includes: 4 IR Emitters (Expandable to 8), Versatile Mounting Hardware and Wire Manager
- Power Supply Voltage: 110V
- IR Frequency Range: 30kHz-60kHz
- IR Pickup Range: 12.2m @38kHz / 7.6m @56kHz
- Receiver Wire: .91m
- Emitter Wire: 2.9mV

CABINETS / FOOTING & WALL MOUNTS

Saturn Wheels



FI/C/4/BK	Set of 4 - Saturn Wheels, Satin Black
FI/C/4	Set of 4 - Saturn Wheels, Satin Chrome
FI/C/6/BK	Set of 6 - Saturn Wheels, Satin Black
FI/C/6	Set of 6 - Saturn Wheels, Satin Chrome
FI/C/8	Set of 8 - Saturn Wheels, Satin Chrome
FI/C/8/BK	Set of 8 - Saturn Wheels, Satin Black

- Adds 76mm to cabinet height. 45kg capacity, each wheel.



Heavy Duty Casters

FI/HDC/4	Set of 4 - Heavy Duty Casters, Black
FI/HDC/6	Set of 6 - Heavy Duty Casters, Black
FI/HDC/8	Set of 8 - Heavy Duty Casters, Black

- Adds 102mm to cabinet height. 113kg capacity, each wheel.



Tube Base

FI/TB/N/B	Tube Base for Twin-Width Cabinet, Black
FI/TB/L/B	Tube Base for Triple-Width Cabinet, Black
FI/TB/Q/B	Tube Base for Quad-Width Cabinet, Black

- Adds 127mm to cabinet height. 272kg capacity.

Wood Block Feet



FI/BF2/4/B	Set of 4 - Black
FI/BF2/4/E	Set of 4 - Espresso
FI/BF2/6/B	Set of 6 - Black
FI/BF2/6/E	Set of 6 - Espresso
FI/BF2/8/B	Set of 8 - Black
FI/BF2/8/E	Set of 8 - Espresso

- Adds 32mm to cabinet height. 68kg capacity, each foot.
- Hidden adjustable levers.
- Can be installed on Low Profile Cabinets

Stiletto Feet



FI/SFA/4	Set of 4 - Stiletto Feet, Aluminum
FI/SFB/4	Set of 4 - Stiletto Feet, Black
FI/SFA/6	Set of 6 - Stiletto Feet, Aluminum
FI/SFB/6	Set of 6 - Stiletto Feet, Black
FI/SFA/8	Set of 8 - Stiletto Feet, Aluminum
FI/SFB/8	Set of 8 - Stiletto Feet, Black

- Adds 152mm to cabinet height. 68kg capacity, each foot



Robot Feet

FI/RFB/4	Set of 4 - Robot Feet, Black
FI/RFB/6	Set of 6 - Robot Feet, Black
FI/RFB/8	Set of 8 - Robot Feet, Black

- Adds 76mm to cabinet height. 68kg capacity, each foot.

Wall Mounting Kit



CU/WK1	Wall Kit for Single-Width Cabinet
CN/WK1	Wall Kit for Twin-Width Cabinet
CL/WK1	Wall Kit for Triple-Width Cabinet
CQ/WK1	Wall Kit for Quad-Width Cabinet


ORDERING FOOTING

Single-Width	Set of 4
Twin-Width	Set of 4
Triple-Width	Set of 8
Quad-Width	Set of 10

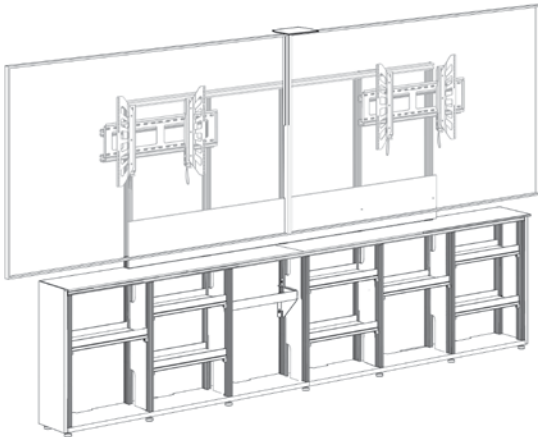
PRECONFIGURED CABINET SOLUTIONS

Cabinet Solutions are our most popular configurations in the market, preconfigured for quick ordering and rapid deployment.

- Preconfigured for Rapid Deployment
- Includes Solid Surface Tops
- Add or Remove Accessories to Suit Your Needs



Dual Display Low Profile Cabinets

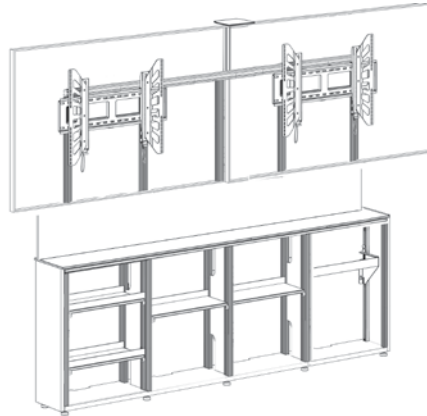


D1/367AM2/

6-Bay, Low-Profile Wall Cabinet Dual Display*

- Dual Display Mount: Holds displays 1270mm-2286mm, up to 79kg each
- Single Camera Shelf
- (8) Adjustable Trays
- (1) 3-U Vertical Rack Rail
- 3795mm H x 3296mm W x 305mm D

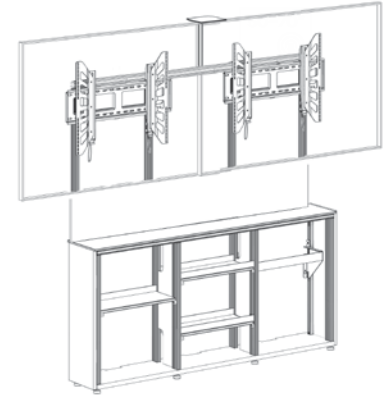
* Ships as two cabinets to be mated together.



D1/347AM2/

4-Bay, Low-Profile Wall Cabinet Dual Display

- Dual Display Mount: Holds displays 1397mm-2286mm, up to 79kg each
- Single Camera Shelf
- (4) Adjustable Trays
- (1) 3-U Vertical Rack Rail
- 795mmH x 2172mm Wx 305mm D

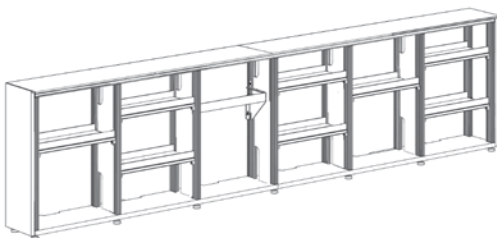


D1/337AM2/

3-Bay, Low-Profile Wall Cabinet Dual Display

- Dual Display Mount: Holds displays 1270mm-1524mm, up to 79kg each
- Single Camera Shelf
- (3) Adjustable Trays
- (1) 3-U Vertical Rack Rail
- 795mm H x 1645mm W x 305mm D

Low Profile Cabinets

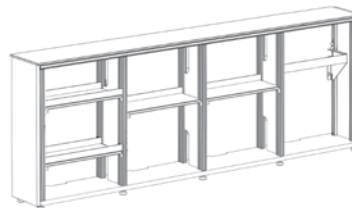


D1/367A/

6-Bay, Low-Profile Wall Cabinet

- (8) Adjustable Trays
- (1) 3-U Vertical Rack Rail
- 795mm H x 3296mm W x 305mm D

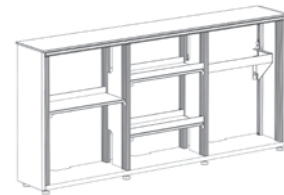
* Ships as two cabinets to be mated together.



D1/347A/

4-Bay, Low-Profile Wall Cabinet

- (4) Adjustable Trays
- (1) 3-U Vertical Rack Rail
- 795mm H x 2172mm W x 305mm D



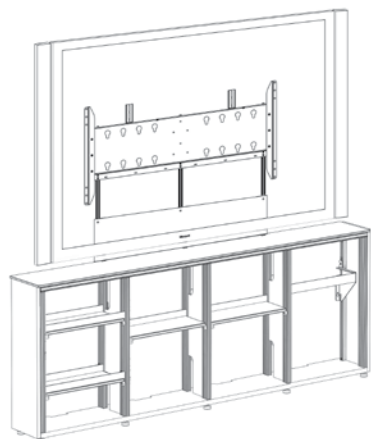
D1/337A/

3-Bay, Low-Profile Wall Cabinet

- (3) Adjustable Trays
- (1) 3-U Vertical Rack
- 795mm H x 1645mm W x 305mm D

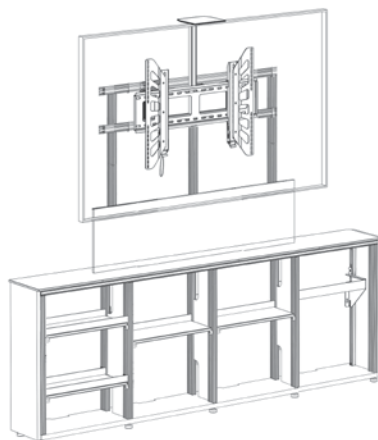


Single Display Low Profile Cabinets



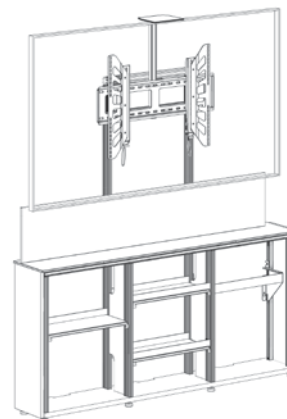
D1/347AMXL/
4-Bay, Low-Profile Wall Cabinet
Single XL Display

- XL Single Display Mount: Holds displays 1651mm-2540mm, up to 181kg
- (4) Adjustable Trays
- (1) 3-U Vertical Rack Rail
- Cisco Sparkboard Adapter Available
- 795mmH x 2172mm W x 305mm D



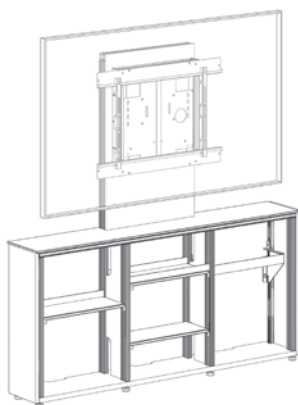
D1/347AM1/
4-Bay, Low-Profile Wall Cabinet
Single Display

- Single Display Mount: Holds displays 1270mm-2616mm, up to (79kg)
- Single Camera Shelf
- (4) Adjustable Trays
- (1) 3-U Vertical Rack Rail
- 795mmH x 2172mm W x 305mm D



D1/337AM1/
3-Bay, Low-Profile Wall Cabinet
Single Display

- Single Display Mount: Holds displays 1270mm-1778mm, up to 175 lbs (79kg)
- Single Camera Shelf
- (3) Adjustable Trays
- (1) 3-U Vertical Rack Rail
- 795mm H x 1645mm W x 305mm D

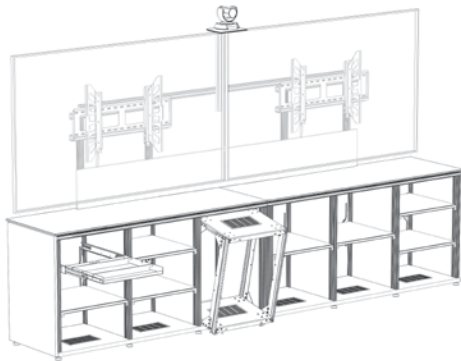


D1/337AL/
3-Bay, Low-Profile Wall Cabinet
EZ-Touch Lift Display

- EZ-Touch Lift Mount: Holds displays 1651mm, up to 37-66kg
- (3) Adjustable Trays
- (1) 3-U Vertical Rack Rail
- 795mm H x 1645mm W x 305mm D

CABINET / SOLUTIONS

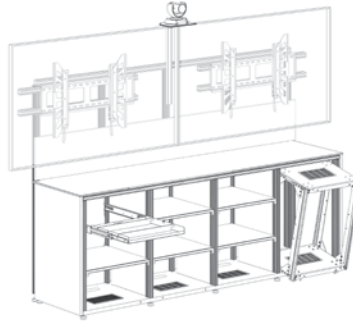
Dual Display Standard Profile Cabinets



D2/367BM2/

6-Bay, Standard Profile Cabinet, Dual Display

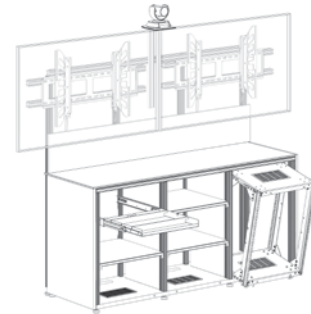
- Dual Monitor Mount: Holds displays (2) 1397mm-2286mm, up to 80kg ea.
- Single Camera Shelf
- (1) Pull-Out Storage Tray
- (7) Adjustable Shelves
- (1) 13-U Pull-Out Rack Cartridge
- (5) Removable Rear Panels
- (1) Active Cooling Rear Panel
- 795mm H x 3296mm W



D2/347BM2/

4-Bay, Standard Profile Cabinet, Dual Display

- Dual Monitor Mount: Holds displays (2) 1397mm-2286mm, up to 80kg ea.
- Single Camera Shelf
- (1) Pull-Out Storage Tray
- (5) Adjustable Shelves
- (1) 13-U Pull-Out Rack Cartridge
- (3) Removable Rear Panels
- (1) Active Cooling Rear Panel
- 795mm H x 2172mm W



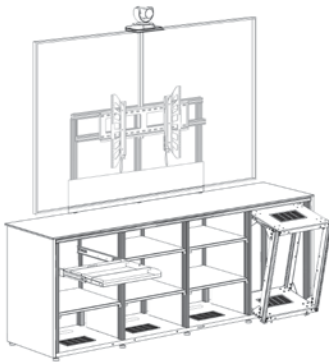
D2/337BM2/

3-Bay, Standard Profile Cabinet, Dual Display

- Dual Monitor Mount: Holds displays (2) 1397mm-2286mm, up to 80kg ea.
- Single Camera Shelf
- (3) Pull-Out Storage Tray
- (7) Adjustable Shelves
- (1) 13-U Pull-Out Rack Cartridge
- (2) Removable Rear Panels
- (1) Active Cooling Rear Panel
- 795mm H x 1645mm W

* Ships as two cabinets to be mated together.

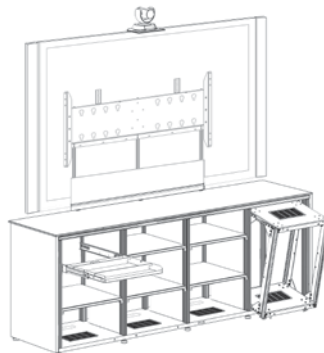
Single Display Standard Profile Cabinets



D2/347BM1/

4-Bay, Standard Profile Cabinet, Single Display

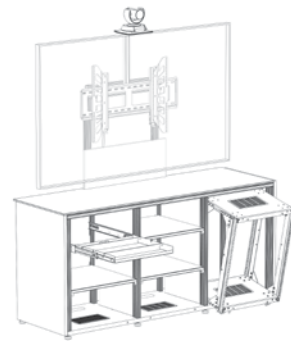
- Single Monitor Mount: Holds displays 1270mm-2616mm, up to 80kg
- Single Camera Shelf
- (1) Pull-Out Storage Tray
- (5) Adjustable Shelves
- (1) 13-U Pull-Out Rack Cartridge
- (3) Removable Rear Panels
- (1) Active Cooling Rear Panel
- 795mm H x 2172mm W



D2/347AMXL/

4-Bay, Standard Profile Cabinet, XL Single Display

- Single Monitor Mount: Holds displays 1651mm-2540mm, up to 181kg
- (1) Pull-Out Storage Tray
- (5) Adjustable Shelves
- (1) 13-U Pull-Out Rack Cartridge
- (3) Removable Rear Panels
- (1) Active Cooling Rear Panel
- 795mm H x 2172mm W

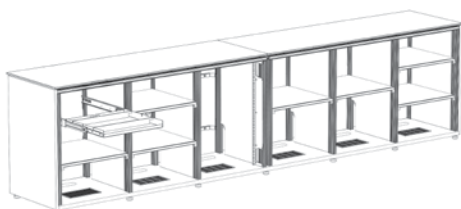


D2/337BM1/

3-Bay, Standard Profile Cabinet, Single Display

- Single Monitor Mount: Holds displays 1270mm-1778mm, up to 80kg
- Single Camera Shelf
- (1) Pull-Out Storage Tray
- (3) Adjustable Shelves
- (1) 13-U Pull-Out Rack Cartridge
- (2) Removable Rear Panels
- (1) Active Cooling Rear Panel
- 795mm H x 1645mm W

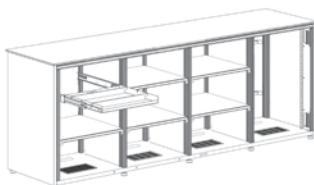
Standard Profile Cabinets



D2/367B/

6-Bay, Standard Profile Cabinet

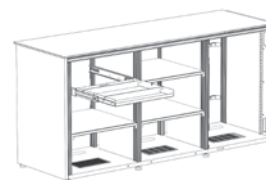
- (1) Pull-Out Storage Tray
- (7) Adjustable Shelves
- (1) 15-U Rack Rails
- (5) Removable Rear Panels
- (1) Active Cooling Rear Panel
- 795mm H x 3296mm W



D2/347A/

4-Bay, Standard Profile Cabinet

- (1) Pull-Out Storage Tray
- (5) Adjustable Shelves
- (1) 15-U Rack Rails
- (3) Removable Rear Panels
- (1) Active Cooling Rear Panel
- 795mm H x 2172mm W



D2/337A/

3-Bay, Standard Profile Cabinet

- (1) Pull-Out Storage Tray
- (3) Adjustable Shelves
- (1) 15-U Rack Rails
- (2) Removable Rear Panels
- (1) Active Cooling Rear Panel
- 795mm H x 1645mm W

* Ships as two cabinets to be mated together.

Deep Profile Rack Cabinets



D3/337B/

3-Bay, Deep Profile Cabinet

- (12) 15-U Rack Rails
- (2) Removable Rear Panels
- (1) Active Cooling Rear Panel
- (2) Lacing Bars
- 31.25"H (795mm) x 64.75"W (1645 mm)



D3/323B/

2-Bay, Deep Profile Cabinet

- (8) 15-U Rack Rails
- (1) Removable Rear Panels
- (1) Active Cooling Rear Panel
- (2) Lacing Bars
- 31.25"H (795mm) x 44"W (1118mm)



D3/317B/

1-Bay, Deep Profile Cabinet

- (4) 15-U Rack Rails
- (1) Active Cooling Rear Panel
- (2) Lacing Bars
- 31.25"H (795mm) x 23.25"W (591mm)

DISPLAY STANDS

Salamander's Mobile Stands provide robust and deployable solutions for all your interactive display needs. These advanced stands provide accessible, comfortable, ergonomic positioning that improves productivity and user experience.



**COLLABORATION
READY**



**WORK-PLACE
READY**



**PRESENTATIONS
READY**



**EASILY
TRANSPORTED**



**Designed For
Touchscreens**



**ADA
COMPLIANT
SOLUTIONS**





DISPLAY STANDS

DISPLAY STANDS / MOBILE

1 Stand

2 Accessories



Designed For Touchscreens



Ergonomic Minimal Screen Reach



ADA COMPLIANT SOLUTIONS



UL LISTED

Large Handles and a wide stance provide superior stability and maneuverability



Fully Adjustable Motor Control improves user experience and productivity for any size user for any work assignment



* ADA COMPLIANT


Wide base stance allows convenient accessibility

Wire Management allows for clean and uncluttered installation




Accessories include a retractable cable reel, storage compartment for rack mounted gear, rear attaching shelf for laptops and keyboards, a storage compartment cover, and even road cases for the Stand and display attached.

High Performance Locking Casters provide smooth transport over any surface



Compact, Telescoping Design minimizes storage and transport requirements



CASTER WHEELS

100mm HD, Non Marking, Brakes on two

ELECTRICAL INFORMATION

Input: 90V - 240V ~, 48 Hz - 63HZ

Duty Cycle: 10% Max 2min / 18min

POWER CABLE

IEC - Type Class 2, 2-prong

USA Included: (PN 400-590)

Available: EU (PN 400-591)

UK (PN 400-592)

New Zealand, Australia and others (PN 400-593)

MOBILE / DISPLAY STANDS

ELECTRIC LIFT

Fully adjustable, electric lift, mobile stands that offer convenience, flexibility, and designer style. The sleek, compact design moves easily between spaces and is designed for touchscreen in working, drafting, collaboration, and presentation positions.



FPS1XL/EL/GG
XL Electric Lift Mobile Stand

Holds displays 1524mm-2286mm, up to 136 kg †

VESA Compliant:

Horizontal: 400, 600, 800, 1000, 1200mm
Vertical: 400, 500, 600mm

Export Model: FPS1XL/EL/GG/EX

CA/MAC1: Cisco Sparkboard 1397mm adapter
CA/MAC2: Cisco Sparkboard 1778mm adapter



FPS1/EL/GG
Electric Lift Mobile Stand

Holds displays 1066mm-1651mm, up to 79 kg †

VESA Compliant:

Horizontal: 200, 300, 400, 600mm
Vertical: 200, 300, 400mm

Export Model: FPS1/EL/GG/EX



FPS1/ELT/GG
Electric Lift & Tilt Mobile Stand

Holds displays 1066mm-1651mm, up to 79 kg †

VESA Compliant:

Horizontal: 200, 300, 400, 600mm
Vertical: 200, 300, 400mm

Export Model: FPS1/ELT/GG/EX

Warning: Some interactive panels are not recommended for use in horizontal position. Check with manufacturer. Tilt position limits can be custom programmed by factory.

DISPLAY STANDS

ACCESSORIES

See all accessories on page 48



Retractable Power Cable Reel
FPSA/CR



Retractable CAT6 Cable Reel
FPSA/CR/CAT6



Equipment Storage Cover
FPSA/SC/GT



Vertical Rack Mount
FPSA/VR/3U
FPSA/UR/5U



Wireless Remote
FPSA/RF1



Camera Shelf
FPSA/CS

DISPLAY STANDS / MOBILE

1 Stand

2 Accessories




Designed For Touchscreens



Ergonomic Minimal Screen Reach



ADA COMPLIANT SOLUTIONS



FIXED HEIGHT

Fixed height, mobile stands were designed to meet your needs, these stands deliver sleek design, functionality and mobility.



FPS1XL/FH/GG
XL Fixed Height Mobile Stand

Holds displays 1524mm-2286mm, up to 181 †
Rear cubby storage

VESA Compliant:
Horizontal: 400, 600, 800, 1000, 1200mm
Vertical: 400, 500, 600mm

CA/MAC1: Cisco Sparkboard 55" adapter
CA/MAC2: Cisco Sparkboard 70" adapter



FPS1/FH/GG
Fixed Height Mobile Stand

Holds displays 1066mm-1651mm, up to 79 kg †
Front cubby storage

VESA Compliant:
Horizontal: 200, 300, 400, 600mm
Vertical: 200, 300, 400mm

ACCESSORIES

See Page 48



**Retractable Power
Cable Reel**
FPSA/CR



**Retractable CAT6
Cable Reel**
FPSA/CR/CAT6



**Keyboard
Storage Shelf**
FPSA/KS/GT

DISPLAY STANDS / ACCESSORIES

1 Frame

2 Accessories



Road Case, ATA Style

IN STOCK

Call 800-535-9910 or email,
custom@salamanderdesigns.com for details

- Easy deploy-ability of mobile stands
- Combine a mobile stand with a road case to provide secure and convenient transport of your display.
- Roll-in Style on Casters
- Saves on Freight
- Ensures device is protected
- *Not compatible with fixed height stands*



Vertical Rack Mounts

FPSA/VR/3U	3U Rack Mounting Equipment Bracket
FPSA/VR/5U	5U Rack Mounting Equipment Bracket

- The Vertical Mounting Bracket integrates with the FPS Series Mobile Stands to integrate industry standard 483mm Rack Gear, 3 or 5 Rack Units (RU).
- 2572mm W x 419mm x 190mm D
- *Not compatible with fixed height stands*

ACCESSORIES / DISPLAY STANDS

Integrated Storage



FP5A/SC/GT

3U Secure Equipment Storage Cover

- 787mm W x 635mm H x 190mm D

FP5A/SC2/GT

5U Secure Equipment Storage Cover

- 787mm W x 635mm H x 266mm D

- Cable management
- Constructed of steel
- *Not compatible with fixed height stands*



FP5A/KS/GT

Keyboard Storage Shelf

- Attaches to the FPS Series Mobile Stands to store keyboards and other peripherals.
- 572mm W x 419mm H x 51mm D



FP5A/AS1

Small Shelf with Mounting Straps

- Supports any small peripheral device
- 305mm W x 102mm H x 102mm D
- *Not compatible with fixed height stands*

Audio / Video Integration



FP5A/SBK

Speaker Bracket

- Extends out from display to accommodate most center speakers.
- Mounting holes up to 368.3mm W



FP5A/CS

Camera Shelf

- Fully adjustable height
- 254mm W x 152mm D x 13 mm TH

Wireless Remote



FP5A/RF1

Wireless Remote Control with Memory

- Allows more mobility and flexibility when controlling the electric lift function of the FPS Electric Stands.
- *Not compatible with fixed height stands*



ON-WALL SOLUTIONS

ELECTRIC LIFT / WALL STANDS

Electric-lift, wall stand features an accessible, compact, low profile design that conceals all equipment and cabling.

- Fully adjustable motor control improves user experience and productivity for any size user for any work assignment
- Saves on engineering, trades and permitting as there is no need to mount display to a wall
- Constructed with powder coated welded steel
- Custom finishes and custom matched wood panels are available
- Compact, Telescoping design hides cables and equipment
- Wire Management allows clean and uncluttered installation



ON-WALL SOLUTIONS

ACCESSORIES



Camera Shelf
FPSA/CS



Wireless Remote
Control with Memory
FPSA/RF1

FPS1W/EL/GG/EX Electric Lift Wall Stand

Holds displays 1066mm-2286mm, up to 79kg
including 1397mm

VESA Compliant:
Horizontal 200 - 8000mm
Vertical 200 - 500mm

Range of Travel: Min 836mm - 1513mm



WALL MOUNTS / EZ-TOUCH MANUAL LIFT



EZ1/ML360
EZ Touch Wall Mount Manual Assist Lift
Range of Travel 650mm

Holds displays 2286mm, up to 89 - 164 kg

VESA Compliant: 1200 x 600mm



EZ1/ML145
EZ Touch Wall Mount Manual Assist Lift
Range of Travel 400mm

Holds displays 1651mm, up to 37 -66 kg

VESA Compliant:
Horizontal 200 - 800mm
Vertical 100 - 440mm

Salamander Designs EZ-Touch Wall Mounts provide effortless, manual high/low adjustment which is hidden behind the touch screen. Patented design features spring-assisted counterbalance technology.



DESIGN & ENGINEERING SERVICES



**Brand Display Stands with
your logo or full-wrap graphic.
Call for details.**



KNOWHOW TO EXPAND YOUR DESIGN POSSIBILITIES

No one knows your workplace environment better than you do. And no one knows how to turn your custom workplace furniture ideas into reality better than we do.

Collaborating with an experienced team from start to finish of your project allows you peace of mind knowing your investment and ideas are in capable hands. Our custom design services include the ability to manufacture from hand drawings, photos or your specs; then color match finishes and incorporate design elements to meet your requirements.

Our mission – and passion – is to engineer, manufacture and deliver the highest quality product that exceeds your design goals without compromising your intent. That's knowhow.



Microsoft®

SONY.

ExxonMobil



Virtually unlimited custom design options

Build Your Own

Fabricate your own skins.
*Custom Millwork
Specifications Available*

*Custom Finish Matching

Match your finishes using our in-house finishing department.

Mix & Match Panels

Swap doors, sides, and tops from our stock finishes to create your own look.

2-Sided Cabinets

Install doors on both sides for middle of room applications.

Branding

Personalize Display Stands with your logo or full-wrap graphic.


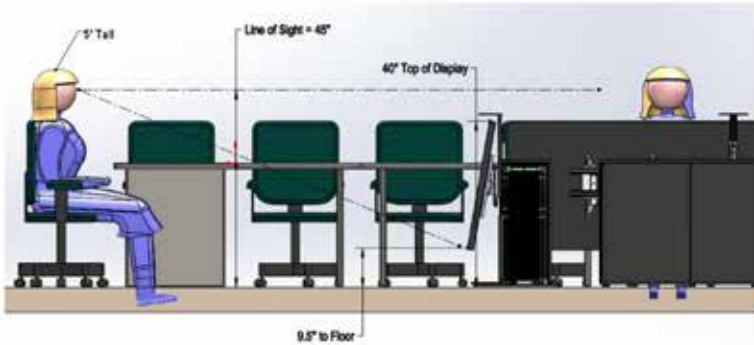
*Custom Sizes

*Minimum orders, engineering charges and lead times may apply.

DESIGN & ENGINEERING SERVICES

Formal engineering drawings to photo-realistic renderings

- 5 Step Seamless Process
- Specializing in low *Minimum Order Quantities, allows clients the opportunity to get exactly what they need, regardless of project size, in a cost effective and timely manner.
- Every customer is assigned a dedicated design team that starts with a conversation and continues through the entire project.



For a personal and complete design consultation email
custom@salamanderdesign.com
or visit SalamanderDesigns.com/Commercial



ORDER GUIDE



DESIGN YOUR OWN CABINET IN 5 EASY STEPS

Use this worksheet to specify your custom cabinet.

Email custom@salamanderdesigns.com or fax 860-313-0526 and a











Salamander representative will contact you to complete your order.

Download form: www.salamanderdesigns.com/commercial/dyo-cabinet-order/

STEP 1 – FRAME

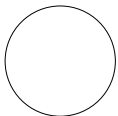
Cabinet Frame#: _____ i.e. C/D1/337/

STEP 2 – STYLE


					
Milan <input type="radio"/>	Miami <input type="radio"/>	Oslo <input type="radio"/>	Zurich <input type="radio"/>	Barcelona - Black <input type="radio"/>	Barcelona - White <input type="radio"/>
					
Chicago <input type="radio"/>	Berlin <input type="radio"/>	Denver - Oak <input type="radio"/>	Denver - Walnut <input type="radio"/>		

Tops

**Available only standard profile cabinets.*



Warm White
Solid Surface



Matte Black
Solid Surface



Chocolate Brown
Solid Surface



*Black Glass



*Brown Glass

Footing

- | | |
|--|-------------------------------------|
| <input type="radio"/> Wheels | <input type="radio"/> Wood Feet |
| <input type="radio"/> Heavy Duty Casters | <input type="radio"/> Robot Feet |
| <input type="radio"/> Tube Base | <input type="radio"/> Stiletto Feet |

Wall Mounted: Yes No

Compatible only with 508mm H cabinets.

STEP 3 – VIDEO INTEGRATION

Display Mount



- Single Display Mount
- Single XL Display Mount
- Single Lift & Tilt Mount*
- Single Lift Mount*
*(3-bay cabinets)



- Dual Monitor Mount

Your Screen Size(s)

Your Screen Mfg

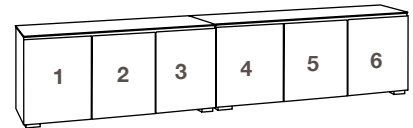
Camera Mount

- Single Camera Mount
- Dual Camera Mount

Modesty Panel

- Standard Black
- Match Cabinet Finish

STEP 4 – INTERIORS



BAY 1

Interior Kit Model#: _____

Face Plate: 1U 2U 3U 4U

Vented Shelf: 1U 2U 3U 4U

Lacing Bars # _____

BAY 2

Interior Kit Model#: _____

Face Plate: 1U 2U 3U 4U

Vented Shelf: 1U 2U 3U 4U

Lacing Bars # _____

BAY 3

Interior Kit Model#: _____

Face Plate: 1U 2U 3U 4U

Vented Shelf: 1U 2U 3U 4U

Lacing Bars # _____

BAY 4

Interior Kit Model#: _____

Face Plate: 1U 2U 3U 4U

Vented Shelf: 1U 2U 3U 4U

Lacing Bars # _____

BAY 5

Interior Kit Model#: _____

Face Plate: 1U 2U 3U 4U

Vented Shelf: 1U 2U 3U 4U

Lacing Bars # _____

BAY 6


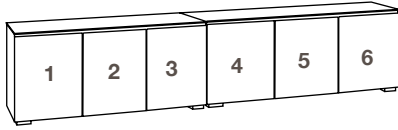
Interior Kit Model#: _____

Face Plate: 1U 2U 3U 4U

Vented Shelf: 1U 2U 3U 4U

Lacing Bars # _____

ORDER GUIDE



STEP 5 - ACCESSORIES

BAY 1

Rear Panel: _____
 Security Lock: Black White Nickel Bronze
 Magnetic Lock:

BAY 2

Rear Panel: _____
 Security Lock: Black White Nickel Bronze
 Magnetic Lock:

BAY 3

Rear Panel: _____
 Security Lock: Black White Nickel Bronze
 Magnetic Lock:

BAY 4

Rear Panel: _____
 Security Lock: Black White Nickel Bronze
 Magnetic Lock:

BAY 5

Rear Panel: _____
 Security Lock: Black White Nickel Bronze
 Magnetic Lock:

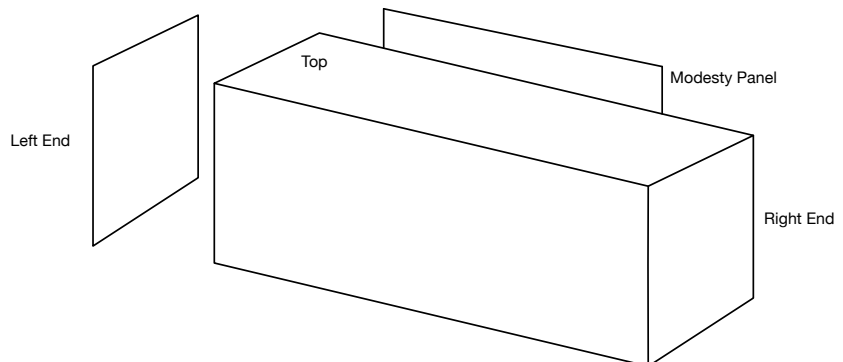
BAY 6

Rear Panel: _____
 Security Lock: Black White Nickel Bronze
 Magnetic Lock:

Ports

- | | |
|---|--|
| <input type="radio"/> Small Rectangular Brush Cable Port, Black | <input type="radio"/> Large Rectangular Brush Cable Port, Satin Aluminum |
| <input type="radio"/> 86mm Round Cable Port, Nickel | <input type="radio"/> 152mm Round Trash Port <small>(Standard/Deep Profile Only)</small> |
| <input type="radio"/> 86mm Round Cable Port, Black | <input type="radio"/> Cover for Trash Port |

Mark port and outlet locations with an "X".



ORDER GUIDE

Cabinet Accessories Compatibility

	LOW PROFILE 305mm Deep	STANDARD PROFILE 533mm Deep	DEEP PROFILE 762mm Deep	UST PROJECTORS 533mm Deep
Display Mounts	•	•	•	•
Camera Shelf	•	•	•	
Pull-Out Rack Cartridge		•	•	
Adjustable Pull-Out Rack Cartridge		•	•	
Component-Length Rack Rails		•	•	•
Vertical Rack	•	•	•	•
Rack Mounted, Lacing Bars		•	•	•
Rack Mounted, Vented Shelves		•	•	•
Rack Mounted, Face Plates		•	•	•
Adjustable Trays	•			
Adjustable Shelves		•	•	•
Pull-Out Tray		•	•	•
76mm Drawer		•	•	•
152mm Drawer		•	•	•
File Storage		•	•	
Waste Bins		•	•	
Rears (Standard, Active, Extended)		•	•	•
Bottom Vent Active Cooling	•	•	•	•
Speakers	•	•	•	
Circular Cable Port	•	•	•	•
Trash Port		•	•	
Security Locks	•	•	•	•
IR Repeater System	•	•	•	•
Wheels		•	•	•
Footing	•	•	•	•
Tube Base		•	•	•
Wall Mounting Kit	•	•		•

ORDER GUIDE

Cabinet Solution Models

	MIAMI BLACK TOP Gloss Warm White Door, with 12 mm White, Solid Surface Top	MIAMI WHITE TOP Gloss Warm White Door, with 12 mm Black, Solid Surface Top	MILAN BLACK TOP Dimensional, Diamond Pattern White Door, 12 mm Black, Solid Surface Top	MILAN WHITE TOP Dimensional, Diamond Pattern White Door, 12 mm White, Solid Surface Top	BARCELONA WALNUT/BLACK Natural Walnut, Black Glass Doors, Beveled Edge Top	BARCELONA WALNUT/WHITE Natural Walnut, Warm White Doors, Beveled Edge Top
6-Bay, Low-Profile, Cabinet Dual Monitor Bundle 3296mm W x 794mm H x 305mm D	D1/367AM2/MM/GW/BK	D1/367AM2/MM/GW/WH	D1/367AM2/ML/WH/BK	D1/367AM2/ML/WH/WH		
6-Bay, Low-Profile, Cabinet No Monitor Bundle 3296mm W x 794mm H x 305mm D	D1/367A/MM/GW/BK	D1/367A/MM/GW/WH	D1/367A/ML/WH/BK	D1/367A/ML/WH/WH		
4-Bay, Low-Profile, Cabinet Dual Monitor Bundle 2172mm W x 794mm H x 305mm D	D1/347AM2/MM/GW/BK	D1/347AM2/MM/GW/WH	D1/347AM2/ML/WH/BK	D1/347AM2/ML/WH/WH		
4-Bay, Low-Profile, Cabinet Single Monitor Bundle 2172mm W x 794mm H x 305mm D	D1/347AM1/MM/GW/BK	D1/347AM1/MM/GW/WH	D1/347AM1/ML/WH/BK	D1/347AM1/ML/WH/WH		
4-Bay, Low-Profile, Cabinet Single XL Monitor Bundle 2172mm W x 794mm H x 305mm D	D1/347AMXL/MM/GW/BK	D1/347AMXL/MM/GW/WH	D1/347AMXL/ML/WH/BK	D1/347AMXL/ML/WH/WH		
4-Bay, Low-Profile, Cabinet No Monitor 2172mm W x 794mm H x 305mm D	D1/347A/MM/GW/BK	D1/347A/MM/GW/WH	D1/347A/ML/WH/BK	D1/347A/ML/WH/WH		
3-Bay, Low-Profile, Cabinet Dual Monitor Bundle 1645mm W x 794mm H x 305mm D	D1/337AM2/MM/GW/BK	D1/337AM2/MM/GW/WH	D1/337AM2/ML/WH/BK	D1/337AM2/ML/WH/WH		
3-Bay, Low-Profile, Cabinet Single Monitor Bundle 1645mm W x 794mm H x 305mm D	D1/337AM1/MM/GW/BK	D1/337AM1/MM/GW/WH	D1/337AM1/ML/WH/BK	D1/337AM1/ML/WH/WH		
3-Bay, Low-Profile, Cabinet No Monitor Bundle 1645mm W x 794mm H x 305mm D	D1/337A/MM/GW/BK	D1/337A/MM/GW/WH	D1/337A/ML/WH/BK	D1/337A/ML/WH/WH		
6-Bay, Standard Profile, Cabinet Dual Monitor Bundle 3296mm W x 794mm H x 540mm D	D2/367BM2/MM/GW/BK	D2/367BM2/MM/GW/WH	D2/367BM2/ML/WH/BK	D2/367BM2/ML/WH/WH	NA	NA
6-Bay, Standard Profile, Cabinet No Monitor Bundle 3296mm W x 794mm H x 540mm D	D2/367A/MM/GW/BK	D2/367A/MM/GW/WH	D2/367A/ML/WH/BK	D2/367A/ML/WH/WH	NA	NA
4-Bay, Standard Profile, Cabinet Dual Monitor Bundle 2197mm W x 794mm H x 540mm D	D2/347BM2/MM/GW/BK	D2/347BM2/MM/GW/WH	D2/347BM2/ML/WH/BK	D2/347BM2/ML/WH/WH	D2/347BM2/BA/NW/BG	D2/347BM2/BA/NW/GW
4-Bay, Standard Profile, Cabinet Single Monitor Bundle 2197mm W x 794mm H x 540mm D	D2/347BM1/MM/GW/BK	D2/347BM1/MM/GW/WH	D2/347BM1/ML/WH/BK	D2/347BM1/ML/WH/WH	D2/347BM1/BA/NW/BG	D2/347BM1/BA/NW/GW
4-Bay, Standard Profile, Cabinet No Monitor Bundle 2197mm W x 794mm H x 540mm D	D2/347A/MM/GW/BK	D2/347A/MM/GW/WH	D2/347A/ML/WH/BK	D2/347A/ML/WH/WH	D2/347A/BA/NW/BG	D2/347A/BA/NW/GW
3-Bay, Standard Profile, Cabinet Dual Monitor Bundle 1670mm W x 794mm H x 540mm D	D2/337BM2/MM/GW/BK	D2/337BM2/MM/GW/WH	D2/337BM2/ML/WH/BK	D2/337BM2/ML/WH/WH	D2/337BM2/BA/NW/BG	D2/337BM2/BA/NW/GW
3-Bay, Standard Profile, Cabinet Single Monitor Bundle 1670mm W x 794mm H x 540mm D	D2/337BM1/MM/GW/BK	D2/337BM1/MM/GW/WH	D2/337BM1/ML/WH/BK	D2/337BM1/ML/WH/WH	D2/337BM1/BA/NW/BG	D2/337BM1/BA/NW/GW
3-Bay, Standard Profile, Cabinet No Monitor Bundle 1670mm W x 794mm H x 540mm D	D2/337A/MM/GW	D2/337A/MM/GW/WH	D2/337A/ML/WH/BK	D2/337A/ML/WH/WH	D2/337A/BA/NW/BG	D2/337A/BA/NW/GW
3-Bay, Deep Profile, Cabinet Solution 1645mm W x 794mm H x 762mm D	D2/337BM2/MM/GW/BK	D2/337BM2/MM/GW/WH	D2/337BM2/ML/WH/BK	D2/337BM2/ML/WH/WH	D2/337BM2/BA/NW/BG	D2/337BM2/BA/NW/GW
2-Bay, Deep Profile, Cabinet Solution 1118mm W x 794mm H x 762mm D	D2/337BM1/MM/GW/BK	D2/337BM1/MM/GW/WH	D2/337BM1/ML/WH/BK	D2/337BM1/ML/WH/WH	D2/337BM1/BA/NW/BG	D2/337BM1/BA/NW/GW
1-Bay, Deep Profile, Cabinet Solution 591mm W x 794mm H x 762mm D	D2/337A/MM/GW	D2/337A/MM/GW/WH	D2/337A/ML/WH/BK	D2/337A/ML/WH/WH	D2/337A/BA/NW/BG	D2/337A/BA/NW/GW

	BERLIN Wenge, Wave-Texture Doors with 1/2" (12 mm) Black, Solid Surface Top	CHICAGO Black Oak, Grass-Textured Doors with 1/2" (12 mm) Black, Solid Surface Top	DENVER WALNUT Medium Walnut, Bark-Textured Doors with 1/2" (12 mm) Black, Solid Surface Top	DENVER OAK Natural Oak, Bark-Textured Doors with 1/2" (12 mm) Black, Solid Surface Top	ZURICH Linear Texture - Opium Brown Doors with 1/2" (12 mm) Black, Solid Surface Top	OSLO Black Glass Doors, Black Oak Sides with 1/2" (12 mm) Black, Solid Surface Top
6-Bay, Low-Profile, Cabinet Dual Monitor Bundle 3296mm W x 794mm H x 305mm D	D1/367AM2/BL/WE	D1/367AM2/CH/OB	D1/367AM2/DV/MW	D1/367AM2/DV/NO	D1/367AM2/ZU/OB	D1/367AM2/OS/BG
6-Bay, Low-Profile, Cabinet No Monitor Bundle 3296mm W x 794mm H x 305mm D	D1/367A/BL/WE	D1/367A/CH/OB	D1/367A/DV/MW	D1/367A/DV/NO	D1/367A/ZU/OB	D1/367A/OS/BG
4-Bay, Low-Profile, Cabinet Dual Monitor Bundle 2172mm W x 794mm H x 305mm D	D1/347AM2/BL/WE	D1/347AM2/CH/OB	D1/347AM2/DV/MW	D1/347AM2/DV/NO	D1/347AM2/ZU/OB	D1/347AM2/OS/BG
4-Bay, Low-Profile, Cabinet Single Monitor Bundle 2172mm W x 794mm H x 305mm D	D1/347AM1/BL/WE	D1/347AM1/CH/OB	D1/347AM1/DV/MW	D1/347AM1/DV/NO	D1/347AM1/ZU/OB	D1/347AM1/OS/BG
4-Bay, Low-Profile, Cabinet Single XL Monitor Bundle 2172mm W x 794mm H x 305mm D	D1/347AMXL/BL/WE	D1/347AMXL/CH/OB	D1/347AMXL/DV/MW	D1/347AMXL/DV/NO	D1/347AMXL/ZU/OB	D1/347AMXL/OS/BG
4-Bay, Low-Profile, Cabinet No Monitor Bundle 2172mm W x 794mm H x 305mm D	D1/347A/BL/WE	D1/347A/CH/OB	D1/347A/DV/MW	D1/347A/DV/NO	D1/347A/ZU/OB	D1/347A/OS/BG
3-Bay, Low-Profile, Cabinet Dual Monitor Bundle 1645mm W x 794mm H x 305mm D	D1/337AM2/BL/WE	D1/337AM2/CH/OB	D1/337AM2/DV/MW	D1/337AM2/DV/NO	D1/337AM2/ZU/OB	D1/337AM2/OS/BG
3-Bay, Low-Profile, Cabinet Single Monitor Bundle 1645mm W x 794mm H x 305mm D	D1/337AM1/BL/WE	D1/337AM1/CH/OB	D1/337AM1/DV/MW	D1/337AM1/DV/NO	D1/337AM1/ZU/OB	D1/337AM1/OS/BG
3-Bay, Low-Profile, Cabinet No Monitor Bundle 1645mm W x 794mm H x 305mm D	D1/337A/MM/BL/WE	D1/337A/MM/CH/OB	D1/337A/ML/DV/MW	D1/337A/ML/DV/NO	D1/337A/ML/ZU/OB	D1/337A/MLOS/BG
6-Bay, Standard Profile, Cabinet Dual Monitor Bundle 3296mm W x 794mm H x 540mm D	D2/367BM2/BL/WE	D2/367BM2/CH/OB	D2/367BM2/DV/MW	D2/367BM2/DV/NO	D2/367BM2/ZU/OB	D2/367BM2/OS/BG
6-Bay, Standard Profile, Cabinet No Monitor Bundle 3296mm W x 794mm H x 540mm D	D2/367A/BL/WE	D2/367A/CH/OB	D2/367A/DV/MW	D2/367A/DV/NO	D2/367A/ZU/OB	D2/367A/OS/BG
4-Bay, Standard Profile, Cabinet Dual Monitor Bundle 2197mm W x 794mm H x 540mm D	D2/347BM2/BL/WE	D2/347BM2/CH/OB	D2/347BM2/DV/MW	D2/347BM2/DV/NO	D2/347BM2/ZU/OB	D2/347BM2/OS/BG
4-Bay, Standard Profile, Cabinet Single Monitor Bundle 2197mm W x 794mm H x 540mm D	D2/347BM1/BL/WE	D2/347BM1/CH/OB	D2/347BM1/DV/MW	D2/347BM1/DV/NO	D2/347BM1/ZU/OB	D2/347BM1/OS/BG
4-Bay, Standard Profile, Cabinet No Monitor Bundle 2197mm W x 794mm H x 540mm D	D2/347A/BL/WE	D2/347A/CH/OB	D2/347A/DV/MW	D2/347A/DV/NO	D2/347A/ZU/OB	D2/347A/OS/BG
3-Bay, Standard Profile, Cabinet Dual Monitor Bundle 1670mm W x 794mm H x 540mm D	D2/337BM2/BL/WE	D2/337BM2/CH/OB	D2/337BM2/DV/MW	D2/337BM2/DV/NO	D2/337BM2/ZU/OB	D2/337BM2/OS/BG
3-Bay, Standard Profile, Cabinet Single Monitor Bundle 1670mm W x 794mm H x 540mm D	D2/337BM1/BL/WE	D2/337BM1/CH/OB	D2/337BM1/DV/MW	D2/337BM1/DV/NO	D2/337BM1/ZU/OB	D2/337BM1/OS/BG
3-Bay, Standard Profile, Cabinet No Monitor Bundle 1670mm W x 794mm H x 540mm D	D2/337A/BL/WE	D2/337A/CH/OB	D2/337A/DV/MW	D2/337A/DV/NO	D2/337A/ZU/OB	D2/337A/OS/BG
3-Bay, Deep Profile, Cabinet Solution 1645mm W x 794mm H x 762mm D	D3/337BM2/BL/WE	D3/337BM2/CH/OB	D3/337BM2/DV/MW	D3/337BM2/DV/NO	D3/337BM2/ZU/OB	D3/337BM2/OS/BG
2-Bay, Deep Profile, Cabinet Solution 1118mm W x 794mm H x 762mm D	D3/323BM1/BL/WE	D3/323BM1/CH/OB	D3/323BM1/DV/MW	D3/323BM1/DV/NO	D3/323BM1/ZU/OB	D3/323BM1/OS/BG
1-Bay, Deep Profile, Cabinet Solution 591mm W x 794mm H x 762mm D	D3/317A/BL/WE	D3/317A/CH/OB	D3/317A/DV/MW	D3/317A/DV/NO	D3/317A/ZU/OB	D3/317A/OS/BG

ORDER GUIDE

Deep Profile Cabinet Models

Models do not include tops, rears or interiors.

	BERLIN	CHICAGO	DENVER WALNUT	DENVER OAK	MIAMI	MILAN
317 591mm W x 794mm H x 762mm D	C/D3/317BL/WE	C/D3/317CH/BO	C/D3/317DV/MW	C/D3/317DV/NO	C/D3/317MM/GW	C/D3/317ML/WH
517 591mm W x 1292mm H x 762mm D	C/D3/317BL/WE	C/D3/317CH/BO	C/D3/317DV/MW	C/D3/317DV/NO	C/D3/317MM/GW	C/D3/317ML/WH
617 591mm W x 1540mm H x 762mm D	C/D3/617BL/WE	C/D3/617CH/BO	C/D3/617DV/MW	C/D3/617DV/NO	C/D3/617MM/GW	C/D3/617ML/WH
323 1118 mm W x 794mm H x 762mm D	C/D3/323BL/WE	C/D3/323CH/BO	C/D3/323DV/MW	C/D3/323DV1NO	C/D3/323MM/GW	C/D3/323ML/WH
337 1645mm W x 794mm H x 762mm D	C/D3/337BL/WE	C/D3/337CH/BO	C/D3/337DV/MW	C/D3/337DV/NO	C/D3/337MM/GW	C/D3/337ML/WH
347 2172mm W x 794mm H x 762mm D	C/D3/347BL/WE	C/D3/347CH/BO	C/D3/347DV/MW	C/D3/347DV/NO	C/D3/347MM/GW	C/D3/347ML/WH
367 3296mm W x 794mm H x 762mm D	C/D3/367BL/WE	C/D3/367CH/BO	C/D3/367DV/MW	C/D3/367DV/NO	C/D3/367MM/GW	C/D3/367ML/WH
329 1118 mm W x 794mm H x 762mm D	C/D3/329BL/WE	C/D3/329CH/BO	C/D3/329DV/MW	C/D3/329DV/NO	C/D3/329MM/GW	C/D3/329ML/WH
336 1645mm W x 794mm H x 762mm D	C/D3/336BL/WE	C/D3/336CH/BO	C/D3/336DV/MW	C/D3/336DV/NO	C/D3/336MM/GW	C/D3/336ML/WH
345 2172mm W x 794mm H x 762mm D	C/D3/345BL/WE	C/D3/345CH/BO	C/D3/345DV/MW	C/D3/345DV/NO	C/D3/345MM/GW	C/D3/345ML/WH

	OSLO	ZURICH
317 591mm W x 794mm H x 762mm D	C/D3/317OS/BG	C/D3/317ZU/OB
517 591mm W x 1292mm H x 762mm D	C/D3/517OS/BG	C/D3/517ZU/OB
617 591mm W x 1540mm H x 762mm D	C/D3/617OS/BG	C/D3/617ZU/OB
323 1118 mm W x 794mm H x 762mm D	C/D3/323OS/BG	C/D3/323ZU/OB
337 1645mm W x 794mm H x 762mm D	C/D3/337OS/BG	C/D3/337ZU/OB
347 2172mm W x 794mm H x 762mm D	C/D3/347OS/BG	C/D3/347ZU/OB
367 3296mm W x 794mm H x 762mm D	C/D3/367OS/BG	C/D3/367ZU/OB
329 1118 mm W x 794mm H x 762mm D	C/D3/329OS/BG	C/D3/329ZU/OB
336 1645mm W x 794mm H x 762mm D	C/D3/336OS/BG	C/D3/336ZU/OB
345 2172mm W x 794mm H x 762mm D	C/D3/345OS/BG	C/D3/345ZU/OB

Projector Cabinet Models

	BERLIN	MILAN	OSLO	ZURICH
317 591mm W x 794mm H x 540mm D	C/D3/317BL/WE	C/D3/317CH/BO	C/D3/317DV/MW	C/D3/317DV/NO

Standard Profile Cabinet Models

Models do not include tops, rears or interiors.

ORDER GUIDE

	BERLIN	CHICAGO	DENVER WALNUT	DENVER OAK	MIAMI	MILAN
317 591mm W x 794mm H x 540mm D	C/D2/317BL/WE	C/D2/317CH/BO	C/D2/317DV/MW	C/D2/317DV/NO	C/D2/317MM/GW	C/D2/317ML/WH
617 591mm W x 60.625"H x 540mm D	C/D2/617BL/WE	C/D2/617CH/BO	C/D2/617DV/MW	C/D2/617DV/NO	C/D2/617MM/GW	C/D2/617ML/WH
323 1118mm W x 794mm H x 540mm D	C/D2/323BL/WE	C/D2/323CH/BO	C/D2/323DV/MW	C/D2/323DV1NO	C/D2/323MM/GW	C/D2/323ML/WH
337 1645mm W x 794mm H x 540mm D	C/D2/337BL/WE	C/D2/337CH/BO	C/D2/337DV/MW	C/D2/337DV/NO	C/D2/337MM/GW	C/D2/337ML/WH
347 2172mm W x 794mm H x 540mm D	C/D2/347BL/WE	C/D2/347CH/BO	C/D2/347DV/MW	C/D2/347DV/NO	C/D2/347MM/GW	C/D2/347ML/WH
367 3296mm W x 794mm H x 540mm D	C/D2/367BL/WE	C/D2/367CH/BO	C/D2/367DV/MW	C/D2/367DV/NO	C/D2/367MM/GW	C/D2/367ML/WH
329 1118mm W x 794mm H x 540mm D	C/D2/329BL/WE	C/D2/329CH/BO	C/D2/329DV/MW	C/D2/329DV/NO	C/D2/329MM/GW	C/D2/329ML/WH
336 1645mm W x 794mm H x 540mm D	C/D2/336BL/WE	C/D2/336CH/BO	C/D2/336DV/MW	C/D2/336DV/NO	C/D2/336MM/GW	C/D2/336ML/WH
345 2172mm W x 794mm H x 540mm D	C/D2/345BL/WE	C/D2/345CH/BO	C/D2/345DV/MW	C/D2/345DV/NO	C/D2/345MM/GW	C/D2/345ML/WH
236 1645mm W x 546mm H x 540mm D	C/D2/236BL/WE	C/D2/236CH/BO	C/D2/236DV/MW	C/D2/236DV/NO	C/D2/236MM/GW	C/D2/236OML/WH
245 2172mm W x 546mm H x 540mm D	C/D2/245BL/WE	C/D2/245CH/BO	C/D2/245DV/MW	C/D2/245DV/NO	C/D2/245MM/GW	C/D2/245ML/WH
237 1645mm W x 546mm H x 540mm D	C/D2/237BL/WE	C/D2/237CH/BO	C/D2/237DV/MW	C/D2/237DV/NO	C/D2/237MM/GW	C/D2/237ML/WH
247 2172mm W x 546mm H x 540mm D	C/D2/247BL/WE	C/D2/247CH/BO	C/D2/247DV/MW	C/D2/247DV/NO	C/D2/247MM/GW	C/D2/247ML/WH

	OSLO	ZURICH		BARCELONA WALNUT/BLACK	BARCELONA WALNUT/WHITE
317 591mm W x 794mm H x 540mm D	C/D2/317OS/BG	C/D2/317ZU/OB	317 591mm W x 794mm H x 540mm D	C/D2/317BA/NW/BG	C/D2/317BA/NW/GW
617 591mm W x 60.625"H x 540mm D	C/D2/617OS/BG	C/D2/617ZU/OB	617 591mm W x 794mm H x 540mm D	C/D2/617BA/NW/BG	C/D2/617BA/NW/GW
323 1118mm W x 794mm H x 540mm D	C/D2/323OS/BG	C/D2/323ZU/OB	323 1118mm W x 794mm H x 540mm D	C/D2/323BA/NW/BG	C/D2/323BA/NW/GW
337 1645mm W x 794mm H x 540mm D	C/D2/337OS/BG	C/D2/337ZU/OB	337 1645mm W x 794mm H x 540mm D	C/D2/337BA/NW/BG	C/D2/337BA/NW/GW
347 2172mm W x 794mm H x 540mm D	C/D2/347OS/BG	C/D2/347ZU/OB	347 2172mm W x 794mm H x 540mm D	C/D2/347BA/NW/BG	C/D2/347BA/NW/GW
367 3296mm W x 794mm H x 540mm D	C/D2/367OS/BG	C/D2/367ZU/OB			
329 1118mm W x 794mm H x 540mm D	C/D2/329OS/BG	C/D2/329ZU/OB	329 1118mm W x 794mm H x 540mm D	C/D2/329BA/NW/BG	C/D2/329BA/NW/GW
336 1645mm W x 794mm H x 540mm D	C/D2/336OS/BG	C/D2/336ZU/OB	336 1645mm W x 794mm H x 540mm D	C/D2/336BA/NW/BG	C/D2/336BA/NW/GW
345 2172mm W x 794mm H x 540mm D	C/D2/345OS/BG	C/D2/345ZU/OB	345 86.5"W x 794mm H x 540mm D	C/D2/345BA/NW/BG	C/D2/345BA/NW/GW
236 1645mm W x 546mm H x 540mm D	C/D2/236OS/BG	C/D2/236ZU/OB	236 1645mm W x 546mm H x 540mm D	C/D2/236BA/NW/BG	C/D2/236BA/NW/GW
245 2172mm W x 546mm H x 540mm D	C/D2/245OS/BG	C/D2/245ZU/OB	245 2172mm W x 546mm H x 540mm D	C/D2/245BA/NW/BG	C/D2/245BA/NW/GW
237 1645mm W x 546mm H x 540mm D	C/D2/237OS/BG	C/D2/237ZU/OB	237 1645mm W x 546mm H x 540mm D	C/D2/237BA/NW/BG	C/D2/237BA/NW/GW
247 2172mm W x 546mm H x 540mm D	C/D2/247OS/BG	C/D2/247ZU/OB	247 2172mm W x 546mm H x 540mm D	C/D2/247BA/NW/BG	C/D2/247BA/NW/GW

ORDER GUIDE

Models do not include tops or interiors.

Low Profile Cabinets Models

	BERLIN	CHICAGO	DENVER WALNUT	DENVER OAK
317 591mm W x 31.25"H x 12"D	C/D1/317BL/WE	C/D1/317CH/BO	C/D1/317DV/MW	C/D1/317DV/NO
323 1118mm W x 31.25"H x 12"D	C/D1/323BL/WE	C/D1/323CH/BO	C/D1/323DV/MW	C/D1/323DV1NO
337 1645mm W x 31.25"H x 12"D	C/D1/337BL/WE	C/D1/337CH/BO	C/D1/337DV/MW	C/D1/337DV/NO
347 2172mm W x 31.25"H x 12"D	C/D1/347BL/WE	C/D1/347CH/BO	C/D1/347DV/MW	C/D1/347DV/NO
367 3296mm W x 31.25"H x 12"D	C/D1/367BL/WE	C/D1/367CH/BO	C/D1/367DV/MW	C/D1/367DV/NO
329 1118mm W x 31.25"H x 12"D	C/D1/329BL/WE	C/D1/329CH/BO	C/D1/329DV/MW	C/D1/329DV/NO
336 1645mm W x 31.25"H x 12"D	C/D1/336BL/WE	C/D1/336CH/BO	C/D1/336DV/MW	C/D1/336DV/NO
345 2172mm W x 31.25"H x 12"D	C/D1/345BL/WE	C/D1/345CH/BO	C/D1/345DV/MW	C/D1/345DV/NO

	ZURICH	MIAMI	MILAN	OSLO
317 591mm W x 31.25"H x 12"D	C/D1/317ZU/OB	C/D1/317MM/GW	C/D1/317ML/WH	C/D1/317OS/BG
323 1118mm W x 31.25"H x 12"D	C/D1/323ZU/OB	C/D1/323MM/GW	C/D1/323ML/WH	C/D1/323OS/BG
337 1645mm W x 31.25"H x 12"D	C/D1/337ZU/OB	C/D1/337MM/GW	C/D1/337ML/WH	C/D1/337OS/BG
347 2172mm W x 31.25"H x 12"D	C/D1/347ZU/OB	C/D1/347MM/GW	C/D1/347ML/WH	C/D1/347OS/BG
367 3296mm W x 31.25"H x 12"D	C/D1/367ZU/OB	C/D1/367MM/GW	C/D1/367ML/WH	C/D1/367OS/BG
329 1118mm W x 31.25"H x 12"D	C/D1/329ZU/OB	C/D1/329MM/GW	C/D1/329ML/WH	C/D1/329OS/BG
336 1645mm W x 31.25"H x 12"D	C/D1/336ZU/OB	C/D1/336MM/GW	C/D1/336ML/WH	C/D1/336OS/BG
345 2172mm W x 31.25"H x 12"D	C/D1/345ZU/OB	C/D1/345MM/GW	C/D1/345ML/WH	C/D1/345OS/BG

Mobile Display Stand Compatible Accessories

	FS1XL/EL/GG XL Electric Lift Mobile Stand	FS1/EL/GG Electric Lift Mobile Stand	FS1/ELT/GG Electric Lift & Tilt Mobile Stand	FS1XL/FH/GG XL Fixed Height Mobile Stand	FS1/FH/GG Fixed Height Mobile Stand	FS1W/EL/GG Electric Lift Wall Stand
Vertical Rack Mount	•	•	•			
Equipment Storage Cover	•	•	•			
Keyboard Storage Shelf	•	•	•	•	•	
Small Shelf with Straps	•	•	•			
Speaker Bracket	•	•	•	•	•	
Camera Shelf	•	•	•	•	•	•
Wireless Remote	•	•	•			•
Road Case	•	•	•			

CUSTOM MADE EASY

Salamander specializes in custom
designing and manufacturing
high-performing furniture solutions
for complex projects.

Call us for a free design consultation.



SALAMANDER DESIGNS
811 Blue Hills Avenue
Bloomfield, CT 06002

salamandercommercial.com
custom@salamanderdesigns.com
+1-860-761-9500

