



WE ARE 316

2023 WICHITA STATE BASEBALL

@GOSHOCKERSBSB **GOSHOCKERS.COM/BASEBALL**



2023 Wichita State Radio/TV Roster



1 - Kyte McDonald
OF - R/R
Jr. - 5'10 - 190



2 - Will Stark
OF - L/R
R-Fr. - 5'11 - 170



3 - Charlie Rogan
OF/1B - L/R
Fr. - 6'6 - 225



4 - Mauricio Millan
C - R/R
So. - 5'11 - 190



5 - Sawyre Thornhill
INF - L/R
Sr. - 6'2 - 200



6 - David Herring
INF - L/R
Jr. - 6'0 - 185



7 - Parker Dillhoff
P - R/L
Fr. - 6'4 - 230



8 - Brock Rodden
INF - B/R
Jr. - 5'9 - 170



9 - Chuck Ingram
OF - R/R
Jr. - 6'1 - 225



11 - Jack Little
INF - R/R
Fr. - 6'1 - 195



12 - Cooper Harris
C - R/R
R-So. - 6'1 - 210



13 - Jarrett Flaggert
INF - R/R
Fr. - 6'4 - 205



14 - Robert Cranz
P - R/R
So. - 6'3 - 200



15 - Austin Wallace
P - L/L
R-So. - 6'4 - 185



16 - Michael Mulhollon
P - R/L
Fr. - 6'4 - 210



17 - Caden Favors
P - R/L
Jr. - 6'3 - 205



18 - Jordan Rogers
OF - R/R
R-So. - 6'0 - 200



19 - Hogan Shelby
INF - R/R
Fr. - 6'3 - 180



21 - Grant Adler
P - R/R
Jr. - 6'3 - 195



23 - Seth Stroh
OF - L/R
Jr. - 6'4 - 235



25 - Gage Williams
C - R/R
R-So. - 5'10 - 190



27 - Jace Miner
P - L/L
So. - 6'3 - 190



28 - Alex Birge
C - L/R
R-Fr. - 6'0 - 190



29 - Garrett Pennington
OF/1B - R/R
Jr. - 6'0 - 205



30 - Nate Snead
P - R/R
Fr. - 6'2 - 200



31 - Austin Henry
P - R/R
Fr. - 6'5 - 220



33 - Patrick Dunn
P - R/R
Jr. - 6'6 - 215



34 - Jaden Gustafson
OF - L/L
Fr. - 6'3 - 215



36 - Matt Boyer
P - R/R
R-So. - 6'2 - 205



39 - Colton Vercoe
P - R/R
So. - 6'5 - 210



40 - Cameron Bye
P - R/R
Jr. - 6'0 - 195



43 - Carter Rost
P - R/R
So. - 6'4 - 205



44 - Clark Candiotti
P - R/R
Jr. - 6'5 - 235



46 - Matt Wilkinson
P - R/R
Jr. - 6'2 - 195



48 - Nate Adler
P - R/R
Jr. - 6'3 - 225



49 - Payton Tolle
P/1B - L/L
So. - 6'6 - 250



32 - Loren Hibbs
Interim Head Coach
1st season




41 - Mike Pelfrey
Pitching Coach
5th Season



45 - Mike Sirianni
Asst. Coach/
Recruiting
Coordinator
4th Season



38 - Conor Behrens
Volunteer Asst. Coach
2nd Season



Nate Brisco
Director of Video/
Analytics
5th Season

WICHITA STATE

BASEBALL

Covering the Shockers.....	2
2023 Schedule.....	3
Eck Stadium-Home of Tyler Field.....	4-5
Wichita State Senior Administration.....	6
2023 Team Information.....	7
2023 Roster.....	8

Coaches

Loren Hibbs, Interim Head Coach.....	9
Mike Pelfrey, Pitching Coach.....	10
Mike Sirianni, Assistant Coach.....	11
Conor Behrens, Volunteer Assistant Coach.....	12
Support Staff.....	12

2023 Returner Information

Career statistics and single-game highs.....	13-20
--	-------

Opponents

WSU vs. All-Time Opponents.....	21
---------------------------------	----

2022 Review

2022 Statistics.....	22-25
----------------------	-------

For the latest on Wichita State baseball, as well as full, up-to-date student-athlete biography information and statistics, please visit GoShockers.com/BSB.

History

Year-by-Year Record.....	26
WSU in the Conference Tournament.....	27
WSU in the NCAA Tournament.....	28
Postseason Honors.....	29-35
All-Time Lettermen.....	36-37
Players by Number.....	38-39
WSU Coaching Records.....	40
Year-by-Year Scores.....	40-53

Records

NCAA Records & Leaders.....	54
Team Records.....	55-56
Individual Records.....	56-64
Freshman Records.....	64-66
No-Hitters and One-Hitters.....	66
Game Records.....	67-70
Year-by-Year Leaders.....	70-72
Year-by-Year Team Statistics.....	73-74
Record By Date.....	75
Attendance Records.....	76
Home Record.....	77
NCAA Tournament Records.....	78-81
College World Series Records.....	82-84
Conference Tournament Records.....	85-86
The Last Time.....	86-88
History of Wichita State Baseball.....	89-92
Shockers in Pro Baseball.....	93-100
Milestone Victories.....	100

* an asterisk indicates where wins or statistics were vacated due to a ruling from the NCAA Committee on Infractions

THIS IS SHOCKER BASEBALL

- 1989 College World Series Champions
- Seven College World Series appearances
- Nine NCAA Regional Championships
- Two NCAA Super Regional showings
- 27 NCAA Regional appearances
- 74-55 (.574) NCAA tournament record
- 56 All-Americans
- 42 Major Leaguers
- 20 Academic All-Americans® a total of 27 times



Wichita State University's Intercollegiate Athletics Association would like to thank you for your coverage of Shocker baseball and look forward to seeing you this season. Inside this book you will find information that helps you cover the Shockers. If you have any further questions, please feel free to contact the athletics media relations office at (316) 978-5461.

WORKING CREDENTIALS

Requests to cover a game should be received by the Wichita State athletics media relations office **no later than two days prior to the game**. Requests should be emailed to Denning Gerig, Assistant Director/Communications at dgerig@goshockers.com.

ECK STADIUM PARKING

Media parking is available in the north section of the main parking lot west of the stadium. A parking pass is not required. Media must show their credential to gain access to the lot.

PHOTOGRAPHERS

Photographers are not allowed in front of either dugout and still photographers are asked to remain well away from the field of play during the game. Video photographers are encouraged to shoot in a grandstand location until fans' sight-lines are affected. The area between the Mike Pelfrey Bullpen (third base side) and home dugout as well as the walkway on the north side of the facility between the home dugout and stadium are not designated media areas.

MEDIA SEATING/SERVICES

Seating in the press box will be granted on a priority basis, with daily newspapers and originating radio stations receiving first consideration.

A complete NCAA box score will be available after the completion of the game.

INTERNET

Wireless and wired internet are available in the press box.

VISITING RADIO

An ethernet line is available in the press box at Eck Stadium. Please contact Denning Gerig in the communications office if you plan to broadcast from the press box.

COACH/PLAYER INTERVIEWS

Wichita State coaches and players are always available for interviews. To set up an appointment with interim head coach Loren Hibbs, a member of his staff, or student-athlete, contact Denning Gerig at dgerig@goshockers.com. Please make your request **AT LEAST** a day in advance to allow adequate time for making arrangements. WSU coaches and student-athletes are available for interviews via Zoom after games after a mandatory 10-minute cooling off period.

WEBSITE/INTERNET BROADCASTS

All statistics and box scores are available on the Wichita State athletic website GoShockers.com as well as live stats. Live video is also available for select home games through ESPN+. Games are also broadcast on the internet at GoShockers.com/listen.

Coverage of Wichita State's baseball program includes live broadcasts of every game on either KFH 97.5 FM/1240 AM or KNSS 98.7 FM/1330 AM and internet simulcasts at GoShockers.com/listen.

Radio coverage of Shocker games in 2023 includes all games beginning Feb. 17 when Wichita State kicks off its schedule against Long Beach State, with former Shocker pitcher (1991-94) and Pizza Hut Shocker Sports Hall of Famer Shane Dennis on play-by-play. "The Voice of the Shockers" and Pizza Hut Shocker Sports Hall of Fame member Mike Kennedy will assume play-by-play duties at the conclusion of the Wichita State men's basketball season, with Dennis moving over to ESPN+ television play-by-play duties for select games.

Kennedy, who is in his 45th season as play-by-play voice of the Shockers, has been honored eight times as the Kansas Broadcaster-of-the-Year by the KBA. Coverage of games includes a pregame show with comments from head coach Loren Hibbs, as well as a postgame show. Radio coverage of WSU also includes a weekly radio show: The Loren Hibbs Show.

Your Hosts



Denning Gerig

*Asst. Director/Communications
Baseball Contact*
Cell Phone: (316) 300-6540
Email: dgerig@goshockers.com



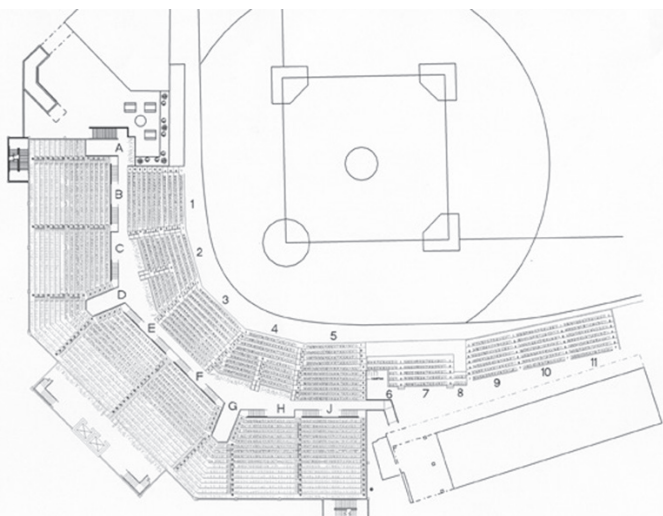
Tami Cutler
*Assoc. AD/
Strategic Comm.*



Bryan Holmgren
*Director/
Communications*



Weston Pletcher
*Asst. Director/
Communications*



How to get to Eck Stadium-Home of Tyler Field

From North: Take Interstate 135 South to 21st Street and go east (turn left). Take 21st Street to Perimeter Road. Eck Stadium-Home of Tyler Field is on the right.

From South: Take Interstate 135 North to 21st Street and go east (exit right). Take 21st Street to Perimeter Road. Eck Stadium-Home of Tyler Field is on the south side of the street.

From East: Take Interstate 35 West to Kellogg (U.S. Highway 54) exit and proceed west on Kellogg. Make a right at Rock Road and take Rock Road to 21st Street. Make a left at 21st Street (going west) and Eck Stadium-Home of Tyler Field is at 21st and Perimeter Road.

From West: From airport, take Airport Road north to Kellogg (U.S. Highway 54). Take Kellogg east through downtown to Interstate 135 North to 21st Street and go east (exit right). Take 21st street to Perimeter Road. Eck Stadium-Home of Tyler Field is on the south side of street.

2023 Wichita State Schedule

Date	Opponent	Place	Time (CT)
Feb. 17	at Long Beach State	Long Beach, Calif.	8:00 PM
Feb. 18	at Long Beach State	Long Beach, Calif.	8:00 PM
Feb. 19	at Long Beach State	Long Beach, Calif.	3:00 PM
Feb. 23	at Utah Tech	St. George, Utah	7:00 PM
Feb. 24	at Utah Tech	St. George, Utah	5:00 PM
Feb. 24	at Utah Tech	St. George, Utah	8:00 PM
Feb. 25	at Utah Tech	St. George, Utah	5:00 PM
March 3	Oakland	Wichita, Kan.	3:00 PM
March 4	Oakland	Wichita, Kan.	1:00 PM
March 5	Oakland	Wichita, Kan.	1:00 PM
March 7	Oral Roberts	Wichita, Kan.	3:00 PM
March 8	at Kansas	Lawrence, Kan.	3:00 PM
March 10	Stetson	Wichita, Kan.	3:00 PM
March 11	Stetson	Wichita, Kan.	1:00 PM
March 12	Stetson	Wichita, Kan.	11:00 AM
March 14	Oklahoma	Wichita, Kan.	6:00 PM
March 17	at Creighton	Omaha, Neb.	6:00 PM
March 18	at Creighton	Omaha, Neb.	2:00 PM
March 19	at Creighton	Omaha, Neb.	12:00 PM
March 21	at Oral Roberts	Tulsa, Okla.	6:00 PM
March 22	Oklahoma State	Wichita, Kan.	6:00 PM
March 24	UMass	Wichita, Kan.	12:00 PM
March 25	UMass	Wichita, Kan.	2:00 PM
March 26	UMass	Wichita, Kan.	1:00 PM
March 28	Oklahoma^	Wichita, Kan.	6:00 PM
March 31	at Cincinnati*	Cincinnati, Ohio	4:00 PM
April 1	at Cincinnati*	Cincinnati, Ohio	1:00 PM
April 2	at Cincinnati*	Cincinnati, Ohio	11:00 AM
April 4	at Oklahoma State	Stillwater, Okla.	6:00 PM
April 6	Houston*	Wichita, Kan.	6:00 PM
April 7	Houston*	Wichita, Kan.	6:00 PM
April 8	Houston*	Wichita, Kan.	12:00 PM
April 11	at Oklahoma	Norman, Okla.	6:30 PM
April 14	at Tulane*	New Orleans, La.	6:00 PM
April 15	at Tulane*	New Orleans, La.	6:00 PM
April 16	at Tulane*	New Orleans, La.	12:30 PM
April 18	at Kansas State	Manhattan, Kan.	6:00 PM
April 21	East Carolina*	Wichita, Kan.	6:00 PM
April 22	East Carolina*	Wichita, Kan.	2:00 PM
April 23	East Carolina*	Wichita, Kan.	1:00 PM
April 25	at Oklahoma State	Stillwater, Okla.	6:00 PM
April 26	Kansas	Wichita, Kan.	6:00 PM
April 28	Memphis*	Wichita, Kan.	6:00 PM
April 29	Memphis*	Wichita, Kan.	2:00 PM
April 30	Memphis*	Wichita, Kan.	12:00 PM
May 2	Kansas State	Wichita, Kan.	6:00 PM
May 5	at Houston*	Houston, Texas	6:30 PM
May 6	at Houston*	Houston, Texas	6:30 PM
May 7	at Houston*	Houston, Texas	1:00 PM
May 9	Oral Roberts	Wichita, Kan.	6:00 PM
May 12	South Florida*	Wichita, Kan.	6:00 PM
May 13	South Florida*	Wichita, Kan.	2:00 PM
May 14	South Florida*	Wichita, Kan.	11:30 AM
May 18	at UCF*	Orlando, Fla.	5:00 PM
May 19	at UCF*	Orlando, Fla.	5:00 PM
May 20	at UCF*	Orlando, Fla.	5:00 PM
May 23-28	American Athletic Conference Championship	Clearwater, Fla.	TBA
June 2-4	NCAA Regionals	TBA	TBA
June 9-11	NCAA Super Regionals	TBA	TBA
June 15-26	College World Series	Omaha, Neb.	TBA

All Times Central

* American Athletic Conference Game

^ Riverfront Stadium

Home Games in **Bold**

THIS SCHEDULE IS SUBJECT TO CHANGE

Eck Stadium, Home of Tyler Field



When baseball was revived at Wichita State, Shocker Field was constructed in an empty grass lot along 21st Street on the east edge of campus. The Shockers' home boasted an AstroTurf infield, a chain-link fence and a modern electronic scoreboard with message capabilities, but little else.

Over the years, many improvements have been made to Eck Stadium, Home of Tyler Field.

Most recently, Phase V of stadium renovations was completed in February 2020. The fifth phase includes a new 10,000-square foot performance facility that features a strength and conditioning center, two athletic training rooms, student-athlete locker room, coaches locker room, media room, refueling station, classroom, offices for coaches and staff, equipment and laundry room and a ticket office. It also includes a new Shocker dugout on the third base side. The project was completely funded through donor contributions and the construction contract was through the WSU Foundation.

A new, state-of-the-art Major Play artificial turf surface was installed on Tyler Field in the fall of 2019, replacing the old AstroTurf surface that had been at the stadium since 2009.

Phase IV, completed in 2000, included the additions of the Southwestern Bell Press Box, Coleman Hill, Hap Bledsoe Plaza, skyboxes and the Virginia H. Farah All-American Club.

Wichita State University, with help from various private contributions, opened Shocker field late in the 1978 season. The facility housed little more than a playing surface and a scoreboard, and seating was not available until 1979. In 1981, the 36 members of the Home Run Club helped fund the construction of concrete dugouts.

Limited seating became possible in 1983 with the addition of a 320-seat bleacher purchased with gifts made to the athletic department by the late Gladys Wiedemann.

Eck Stadium was built around Shocker Field in the spring of 1985 at a cost of more than \$700,000. Substantial gifts from Eck and Todd Aikins and a large amount of funding from the WSU-ICAA helped secure the purchase of five sections of aluminum grandstands from the city of New Orleans, where they were used in the 1984 World's Fair by the dolphin tanks exhibit. Also, the funding was able to pay for the lights obtained from an Iowa outdoor-lighting company at a discounted price. A clubhouse connected to the third-base dugout was built, housing coaches offices, a reception area, a locker room and a conference room. This area now houses an expanded ticket office and rooms for visiting teams and umpires.

Phase II expansion, which included the renaming of Shocker Field to Tyler Field, took place in the winter and spring of 1988. The \$425,000 renovation project included as its major focus the installation of an astro turf surface, a rubberized warning track, the addition of 292 box seats behind the home plate area. Also added was wood fencing for the stadium and the color-coordinated painting of the stadium. Ron and Linda Tyler, Wichita State alumni, funded most of the Phase II project.

The \$1.6 million "Phase III" expansion project completed in 1992, entailed the addition of the largest on-campus scoreboard in the country,

and helped to solidify Eck Stadium- Home of Tyler Field's place among the finest college baseball facilities in the country. In the winter of 1994-95, the press box was expanded to include four broadcast booths, a game operations booth, a writer's booth, and an overflow area.

The Phase III expansion included the construction of the tri-level Gerald Michaud Pavilion behind the first-base dugout. The lower level houses the Joe Carter Players' Locker Room, a "team room," and training facilities for the Wichita State athletics training department. The middle level, which overlooks the field, houses the Dwane L. Wallace office complex and the Coastal Hall of Fame Room. The upper level houses an indoor workout facility for the Shockers, complete with batting and pitching cages.

The project was funded with substantial contributions from the WSU student body, the general public through a grass roots campaign in the spring of 1991 by Gerald Michaud, Velma Wallace, Joe Carter, Rusty Eck, and Coastal Corporation.

The expansion also included the installation of 1,871 seats, including 401 box seats, increasing the number of box seats to 793 and the stadium seating capacity to 5,665. Another two-hundred seats were added in the winter of 1994-95 when sections of the original grandstands were filled in.

In January of 2016, the Shockers replaced the old scoreboard and video board with one of the top-five boards in college baseball. The display measures approximately 20.5 feet high by 63.5 feet wide and features a 15HD pixel layout to provide crisp, clear imagery with wide angle visibility to appeal to every seat at Eck Stadium. It features variable content zoning which allows it to show one large image or it can be divided into multiple windows to show a variety of live video, instant replays, up-to-the-minute statistics and game information, graphics and animations, and sponsorship messages. The new board replaced the 10-year old board, which was originally constructed in 1992 and updated in 2006.

Eck Stadium-Home of Tyler Field has been the site of numerous baseball events, including the NCAA Midwest Regional each year from 1990-92 and in 1994-96, as well as 1998, 2002 and 2007, 26 Missouri Valley Conference tournaments, and the first-ever International Baseball Institute in 1989.

Bombardier Learjet Indoor Practice Facility




The Bombardier Learjet Indoor Practice Facility was completed in December, 2009. The facility allows Wichita State baseball and softball the ability to practice year-round, regardless of the outdoor weather conditions.

The facility features a 170' by 170' [29,000 square feet] AstroTurf®, full infield, artificial playing surface, in addition to retractable batting cages.

With the completion of Phase V of the Eck Stadium facility on the third base side, the practice facility is now connected to the Shocker baseball offices, training room and locker room.





Kevin Saal
Director of Athletics

Kevin Saal was named Director of Athletics at Wichita State University on Wednesday, June 15, 2022.

Saal had been athletic director at Murray State University since March 2019.

In his role as Director of Athletics, Saal will be responsible for managing, planning and directing the operations of the university's intercollegiate athletics programs. He will also be responsible for managing oversight of sponsorships, fundraising, partnerships, marketing, public relations, strategic planning, compliance, academics, student-athlete development and performance, Name Image and Likeness (NIL), and hiring and mentoring coaches.

Saal, 44, is from Kansas. He worked at Kansas State University from 2000-05, where he was event coordinator and had administrative responsibilities supporting men's and women's golf and rowing. From 2005-07, Saal was director of operations at the University of Missouri-Kansas City.

In 2000, Saal received his master's degree in athletics administration from the University of Kansas, after spending time at the University of Arkansas – where he was a swimming and diving student-athlete – and Texas Christian University, where he earned his bachelor's in psychology. Saal is also nearing completion of his Doctorate in Education with a focus on P-20 and Community Leadership.

Saal and his wife Jennifer – also a native of Kansas– have two college-age sons: Jacob and Alex.



Richard D. Muma
University President
PhD, MPH, PA-C

Richard [Rick] Muma was named the 15th president of Wichita State University on May 6, 2021.

Muma, who goes by Rick, was born in Wichita but raised in Houston. He earned a Bachelor of Science in Physician Assistant Studies from the University of Texas Medical Branch-Galveston, a Master of Public Health in Community Health from the University of Texas Health Science Center-Houston, and a Ph.D. in higher education administration from the University of Missouri-St. Louis.

He has more than 30 years of experience as a professor, administrator and physician assistant in internal medicine and infectious diseases.

Before assuming the presidency, Muma was executive vice president and provost of Wichita State, serving as the university's chief academic officer and providing academic leadership for the university's priorities – including enrollment, applied learning, funded research, and regional economic development.

While at Wichita State, he has also served as senior associate vice president for Academic Affairs and Strategic Enrollment Management and chair and professor in the departments of Public Health Sciences and Physician Assistant. Muma has also served as chair for Saint Louis University's Department of Physician Assistant Education and an assistant professor at the University of Texas Medical Branch-Galveston's Department of PA Studies.

Prior to assuming administrative roles at Wichita State, Muma was active in reshaping health profession education at Wichita State. Most notably, he was responsible for developing undergraduate degrees for paramedics and health science majors, a master's degree in physician assistant studies, and reorganizing the Department of Public Health Sciences to include undergraduate degrees in health management and health science and a graduate degree in aging studies.

Muma has published his research in notable journals and has edited four books, two on HIV infection and two others on patient education.

2023 Wichita State Baseball

Founded: 1895
Enrollment: 16,921
Nickname: Shockers
School Colors: Black and Yellow (Pantone 116)
Home Field (capacity): Eck Stadium-Home of Tyler Field (8,153)
Dimensions: LF-330; CF-390; RF-330
Interim Head Coach: Loren Hibbs
Record at School (yrs.): 0-0 (1st season)
NCAA Career Record: same
Assistant Coaches: Mike Pelfrey, Mike Sirianni
Director of Video/Analytics: Nate Brisco
2022 Record: 21-36
Conference Record (finish): 9-15 (6th)
Position Starters Returning/Lost: 8/7
Letterwinners Returning/Lost: 16/18
Pitchers Returning/Lost: 8/11

Shockers By Class

SENIORS (1)

Sawyre Thornhill

Colton Vercoe

Carter Rost

Payton Tolle

JUNIORS (13)

Kyte McDonald

David Herring

Brock Rodden

Chuck Ingram

Caden Favors

Grant Adler

Seth Stroh

Garrett Pennington

Patrick Dunn

Cameron Bye

Clark Candiotti

Matt Wilkinson

Nate Adler

FRESHMEN (11)

Will Stark (RS)

Charlie Rogan

Parker Dillhoff

Jack Little

Jarrett Flaggert

Michael Mulhollon

Hogan Shelby

Alex Birge (RS)

Nate Snead

Austin Henry

Jaden Gustafson

SOPHOMORES (11)

Mauricio Millan

Cooper Harris (RS)

Robert Cranz

Austin Wallace (RS)

Jordan Rogers (RS)

Gage Williams (RS)

Jace Miner

Matt Boyer (RS)

Shockers By State

TEXAS (12): Cameron Bye, Robert Cranz, Patrick Dunn, Jack Little, Kyte McDonald, Mauricio Millan, Jace Miner, Jordan Rogers, Hogan Shelby, Will Stark, Sawyre Thornhill, Austin Wallace

OKLAHOMA (7): Caden Favors, Jarrett Flaggert, Cooper Harris, David Herring, Brock Rodden, Payton Tolle, Gage Williams

KANSAS (5): Grant Adler, Nate Adler, Alex Birge, Jaden Gustafson, Garrett Pennington

ARIZONA (2): Clark Candiotti, Colton Vercoe

WISCONSIN (2): Michael Mulhollon, Nate Snead

MINNESOTA (2): Carter Rost, Matt Wilkinson

COLORADO (1): Charlie Rogan

ILLINOIS (1): Matt Boyer

MISSOURI (1): Chuck Ingram

NEBRASKA (1): Seth Stroh

OHIO (1): Parker Dillhoff

SOUTH DAKOTA (1): Austin Henry

Team Breakdown (2022 Stats)

Returning Starting Position Players (8)

Brock Rodden, INF (.338, 13 2B, 17 HR, 48 RBI)
 Chuck Ingram, OF (.310, 13 2B, 4 3B, 14 HR, 53 RBI)
 Sawyre Thornhill, INF (.278, 15 2B, 8 HR, 36 RBI)
 Payton Tolle, INF (.317, 7 2B, 3 HR, 18 RBI)
 Jordan Rogers, OF (.307, 9 2B, 1 HR, 21 RBI)
 Seth Stroh, OF (.257, 8 2B, 6 HR, 17 RBI)
 Will Stark, OF (.162, 2 RBI)
 Gage Williams, C (.154, 1 2B, 3 RBI)

Returning Starting Pitchers (3)

Cameron Bye, RHP (5-2, 3.76 ERA, 67.0 IP, 62 K)
 Payton Tolle, LHP (4-6, 4.48 ERA, 66.1 IP, 49 K)
 Caden Favors, LHP (2-1, 2.82 ERA, 51.0 IP, 47 K)
 Jace Miner, LHP (1-3, 7.02 ERA, 33.1 IP, 27 K)

Other Key Returning Pitchers (4)

Nate Adler, RHP (0-2, 7.71 ERA, 11.2 IP, 6 K)
 Robert Cranz, RHP (0-2, 8.16 ERA, 14.1 IP, 9 K)
 Matt Boyer, RHP (0-1, 8.18 ERA, 11.0 IP, 11 K)
 Austin Wallace, LHP (0-0, 81.00 ERA, 0.2 IP, 1 K)

Newcomers (19)

Grant Adler, RHP
 Clark Candiotti, RHP
 Parker Dillhoff, LHP
 Patrick Dunn, RHP
 Jarrett Flaggert, INF
 Jaden Gustafson, OF
 Austin Henry, RHP
 David Herring, INF
 Jack Little, INF
 Kyte McDonald, OF
 Mauricio Millan, C
 Michael Mulhollon, LHP
 Garrett Pennington, OF/1B
 Charlie Rogan, OF/1B
 Carter Rost, RHP
 Hogan Shelby, INF
 Nate Snead, RHP
 Colton Vercoe, RHP
 Matt Wilkinson, RHP

2023 Wichita State Roster

No.	Name	Pos.	B/T	Ht.	Wt.	Yr.	Hometown/Previous School
1	Kyte McDonald	OF	R/R	5-10	190	Jr.*	San Antonio, Texas/Alvin CC
2	Will Stark	OF	L/R	5-11	170	R-Fr.	Katy, Texas/Obra D. Tompkins HS
3	Charlie Rogan	OF/1B	L/R	6-6	225	Fr.	Greenwood Village, Colo./Regis Jesuit HS
4	Mauricio Millan	C	R/R	5-11	190	So.*	El Paso, Texas/El Paso CC
5	Sawyre Thornhill	INF	L/R	6-2	200	Sr.*	Huntington, Texas/Northeast Texas CC
6	David Herring	INF	L/R	6-0	185	Jr.	Shawnee, Okla./Cowley College
7	Parker Dillhoff	LHP	R/L	6-4	230	Fr.	Lebanon, Ohio/Lebanon HS
8	Brock Rodden	INF	B/R	5-9	170	Jr.*	Oktaha, Okla./Seminole State
9	Chuck Ingram	OF	R/R	6-1	225	Jr.	Kansas City, Mo./Rockhurst HS
11	Jack Little	INF	R/R	6-1	195	Fr.	Katy, Texas/Obra D. Tompkins HS
12	Cooper Harris	C	R/R	6-1	210	R-So.	Midwest City, Okla./Choctaw HS
13	Jarrett Flaggert	INF	R/R	6-4	205	Fr.	Choctaw, Okla./Choctaw HS
14	Robert Cranz	RHP	R/R	6-3	200	So.	Keller, Texas/Keller HS
15	Austin Wallace	LHP	L/L	6-4	220	R-So.*	Flower Mound, Texas/Texas
16	Michael Mulhollon	LHP	R/L	6-4	210	Fr.	Lake Geneva, Wis./Westosha Central HS
17	Caden Favors	LHP	R/L	6-3	205	Jr.	Midwest City, Okla./Seminole State
18	Jordan Rogers	OF	R/R	6-0	200	R-So.	Robinson, Texas/Robinson HS
19	Hogan Shelby	INF	R/R	6-3	180	Fr.	North Richland Hills, Texas/Birdville HS
21	Grant Adler	RHP	R/R	6-3	195	Jr.	Wichita, Kan./Cowley College
23	Seth Stroh	OF	L/R	6-4	235	Jr.	Kearney, Neb./Kearney HS
25	Gage Williams	C	R/R	5-10	190	R-So.	Sapulpa, Okla./Sapulpa HS
27	Jace Miner	LHP	L/L	6-3	190	So.	Justin, Texas/Brookville HS
28	Alex Birge	C	L/R	6-0	215	R-Fr.	Olathe, Kan./Olathe West HS
29	Garrett Pennington	OF/1B	R/R	6-0	205	Jr.*	Lenexa, Kan./Central Missouri
30	Nate Snead	RHP	R/R	6-2	200	Fr.	South Milwaukee, Wis./South Milwaukee HS
31	Austin Henry	RHP	R/R	6-5	220	Fr.	Dell Rapids, S.D./Dell Rapids HS
33	Patrick Dunn	RHP	R/R	6-6	215	Jr.	Flower Mound, Texas/Houston
34	Jaden Gustafson	OF	L/L	6-3	215	Fr.	Wichita, Kan./Maize HS
36	Matt Boyer	RHP	R/R	6-2	205	R-So.*	Glen Carbon, Ill./Saint Louis
39	Colton Vercoe	RHP	R/R	6-5	210	So.	Queen Creek, Ariz./Mesa CC
40	Cameron Bye	RHP	R/R	6-0	195	Jr.	Euless, Texas/Trinity HS
43	Carter Rost	RHP	R/R	6-4	205	So.	Osakis, Minn./Bismarck State College
44	Clark Candiotti	RHP	R/R	6-5	235	Jr.*	Scottsdale, Ariz./Grayson CC
46	Matt Wilkinson	RHP	R/R	6-2	195	Jr.	Cottage Grove, Minn./Iowa Central CC
48	Nate Adler	RHP	R/R	6-3	225	Jr.	Andover, Kan./Butler CC
49	Payton Tolle	LHP/1B	L/L	6-6	250	So.	Yukon, Okla./Bethany HS

*indicates extra year of eligibility due to COVID-19 pandemic

Interim Head Coach: 32 Loren Hibbs

Pitching Coach: 41 Mike Pelfrey

Assistant Coach/Recruiting Coordinator: 45 Mike Sirianni

Volunteer Assistant Coach: 38 Conor Behrens

Director of Video/Analytics: Nate Brisco

Head Athletic Trainer: Daniel Cahill

Graduate Assistant Athletic Trainer: Jamie Posner

Strength Coach: Logan Barrett

Pronunciations

Kyte McDonald – Like Kite
 Mauricio Millan – MILL on
 Sawyre Thornhill – Like Sawyer
 Brock Rodden – ROD en
 Jarrett Flaggert – FLAG urt
 Seth Stroh – Stroe
 Alex Birge – rhymes with merge
 Jaden Gustafson – GUS tuff son
 Clark Candiotti – can dee OTT ee
 Payton Tolle – TOW lee
 Mike Pelfrey – PELL free
 Mike Sirianni – Sear ee AH nee
 Conor Behrens – BEAR enns



Loren Hibbs

32

**Interim Head Coach
First Season**

Former Wichita State standout outfielder and assistant coach Loren Hibbs was named Interim Head Coach in December of 2022.

Hibbs, who starred as a player for the Shockers from 1982-84 and then served as assistant coach at WSU from 1985-92, returned to his alma mater in June of 2019 as Director of Baseball Operations. He was previously the head coach at Charlotte for 27 seasons [1993-2019].

At Charlotte, Hibbs posted an impressive 819-682-5 record and guided the 49ers to seven conference regular season championships, four conference tournament titles and five NCAA tournament appearances. He is the program's all-time winningest coach, having achieved that milestone back in 2002.

Before becoming the head coach for the 49ers, Hibbs assisted College Baseball and Pizza Hut Shockers Sports Hall of Fame head coach Gene Stephenson to seven Missouri Valley Conference regular season titles, five MVC tournament crowns, seven NCAA regional appearances, four College World Series berths and the 1989 national championship.

He coached six former Shockers who went on to play in the majors, including Wedge [1987-89], P.J. Forbes [1987-90], Mike Lansing [1987-90], Pat Meares [1988-90], Darren Dreifort [1991-93] and Doug Mirabelli [1990-92].

An outfielder for the Shockers from 1982-84, he was a three-time All-Missouri Valley Conference and All-District honoree, and was selected to the 1982 College World Series all-tournament team. He still holds the NCAA single-season record for runs scored with 125 during the 1982 campaign.

Hibbs captured two regular season conference titles and one conference tournament crown, going along with two NCAA regional showings, and was a member of the 1982 College World Series runner-up team.

He was inducted into the Kansas Baseball Hall of Fame in 2018.

Hibbs and his wife, the former Lisa Helms, have three children, Tyson, Erin and Lanie.





Mike Pelfrey

41

**Pitching Coach
Fifth Season**

Former Wichita State All-American and 12-year major leaguer Mike Pelfrey was named the program's pitching coach in January of 2019.

Pelfrey, who is a member of the Pizza Hut Shocker Sports Hall of Fame and was an All-American for Wichita State, joined the Shockers after spending the previous two seasons as the pitching coach for the Newman University Jets.

During his career with WSU from 2003-05, Pelfrey went an impressive 33-7 on the mound and compiled a 2.18 ERA, which still ranks second in program history. He also finished second in career strikeouts with 366.

In 2005, he was named a first team All-American by Collegiate Baseball, American Baseball Coaches Association and the National Collegiate Baseball Writers Association after going 12-3 with a 1.93 ERA and 143 strikeouts.

A three-time first-team All-MVC honoree, he was also the Valley's 2004 and 2005 Pitcher of the Year after 2003 Freshman of the Year honors. He was also a three-time ABCA all-region selection and was named to the Valley's 2007 All-Centennial team.

Pelfrey was drafted ninth overall by the New York Mets during the first round of the 2005 MLB Draft, and went on to pitch in the majors for 12 years with the Mets (seven seasons), Minnesota Twins (three seasons), Detroit Tigers (one season) and Chicago White Sox (one season). In total, he appeared in 275 major league contests.

From 2008-11 with New York, he started at least 31 games each season, totaling 45 wins, 435 strikeouts and just 263 walks in 782 2/3 innings.

Pelfrey earned a bachelor's degree in sport management from Wichita State in May 2019.

He and his wife, Angela, have a son, Chase, and two daughters, Avery and Madison.





Mike Sirianni

45

**Assistant Coach/
Recruiting Coordinator
Fourth Season**

Mike Sirianni was named the Assistant Coach/ Recruiting Coordinator for the Wichita State baseball program on June 27, 2019.

Sirianni was the volunteer assistant coach for the Shockers from 2015-16 and comes back to Wichita State after head coaching stints at Tarleton State and Regis University.

While at Regis, a Division II school in Denver, Colo., Sirianni made an immediate impact. He took over the reins of a program that was 21 games under .500 over the previous three seasons combined (60-81) and led the Rangers to 26 victories in his debut season in 2017. Over the next two seasons, Sirianni added 47 more victories to his ledger. In 2018, the Rangers recorded their first winning season in five years with Sirianni at the helm.

In 2018, Sirianni coached the Rocky Mountain Athletic Conference Pitcher of the Year Brad Thoutt. He also had 20 all-conference selections in his three seasons with the Rangers and boasted the highest team GPA in the RMAC in 2017.

Prior to his time at Regis, Sirianni spent two seasons as a volunteer assistant coach for the Shockers where he assisted with the offense and helped coach three Freshman All-Americans, two all-region selections, one Missouri Valley Conference Freshman of the Year, eight all-conference performers and nine MLB draft picks.

From 2011-14, Sirianni was the assistant coach and recruiting coordinator at Newman University. He helped lead the Jets to the conference tournament two out of the three seasons and to the highest conference finish in school history. He also helped guide the offense to several school records and the team to the best finish in school history.

Sirianni recruited and coached six Gold Glove winners and 14 all-conference position players. He also recruited and coached the Freshman of the Year in the Heartland Conference.

During the summer in 2009, 2010 and 2011, he was the Head Coach for the Jonesboro Ricemen, an American Legion team. He led the team to the Arkansas State Legion Championship in 2009. During his time with the Ricemen, he led the team to four conference championships and guided 19 players to go on to play college baseball.

Prior to coaching at Newman, he had stints with Valley View High School in Arkansas, Iowa Western Community College, Arkansas State and the Cleveland Indians.

Sirianni, who is a native of Indianola, Iowa, earned a bachelor's degree in interdisciplinary studies from Arkansas State in 2006. In 2017, he earned a master's degree in health, physical education and recreation from Emporia State.

He was a two-year starter at Arkansas State in 2004-05 and set the single season record for runs scored in 2004. He also played two years at Creighton from 2002-03.

Mike and his wife Mandy have three children.



Conor Behrens

38

Volunteer Assistant Coach Second Season

Conor Behrens enters his second season as a volunteer assistant coach for the Shockers in 2023.

Behrens [pronounced BEAR-enns] comes to Wichita from Point Loma Nazarene University, where he served as the infield and hitting coach for the Sea Lions. Prior to his time in San Diego, the native of Lincoln, Neb., spent two seasons as an assistant coach at the University of Central Missouri, helping the Mules to a national runner-up finish and a 46-8 record in 2021.

Working primarily with the hitters at UCM, Behrens helped engineer an offense that ranked top-10 nationally in a litany of offensive categories, including batting average [.341], hits [620], home runs, [86], runs [478], slugging percentage [.579], stolen bases [91] and hit by pitch [109].


Over Behrens's two seasons in Warrensburg, the Mules went 66-11 (.857), producing seven all-conference players, five all-region hitters, and three All-Americans. UCM was off to a 20-3 start in 2020 before the remainder of the season was cancelled due to the COVID-19 pandemic.

Behrens played collegiately at Kansas City Kansas Community College and Lindenwood University, where he hit a combined .304 over two seasons. As a junior in 2017, he helped the Lions to their first-ever appearance in the Division-II World Series.

Behrens began his coaching career the following year as an assistant for his alma mater, Lincoln Southwest High School, where he was an all-state performer as a player.



Andrew Moses
Academic Services



Logan Barrett
Strength & Conditioning



Lottie Talbott
Administrative Assistant



Dan Cahill
Director of Sports Medicine



Jamie Posner
Graduate Assistant Athletic Trainer

2022 Returner Career Stats & Single-Game Highs

Adler, Nate

Year	era	w-l	app	gs	cg	sho	sv	ip	h	r	er	bb	so
2022	7.71	0-2	10	0	0	0/0	0	11.2	16	12	10	5	6
TOTAL	7.71	0-2	10	0	0	0/0	0	11.2	16	12	10	5	6

SINGLE-GAME HIGHS [all-time ranking]:

Innings pitched: 2.1, at South Florida, May 19, 2022

Walks allowed: 2, at Oklahoma, Feb 22, 2022

Strikeouts: 1, 7 times

Batters faced: 12, at South Florida, May 19, 2022

Field chances: 1, Houston, May 06, 2022; Houston, May 08, 2022

Assists: 1, Houston, May 06, 2022; Houston, May 08, 2022

Boyer, Matt

Year	era	w-l	app	gs	cg	sho	sv	ip	h	r	er	bb	so
2022	8.18	0-1	3	3	0	0/0	0	11.0	20	10	10	4	11
TOTAL	8.18	0-1	3	3	0	0/0	0	11.0	20	10	10	4	11

SINGLE-GAME HIGHS [all-time ranking]:

Innings pitched: 4.2, at Oklahoma, Feb 22, 2022

Walks allowed: 2, at Oklahoma, Feb 22, 2022; at Oral Roberts, Mar 01, 2022

Strikeouts: 5, at Oklahoma, Feb 22, 2022

Batters faced: 23, at Oklahoma, Feb 22, 2022

Field chances: 2, Kansas, Mar 23, 2022

Putouts: 1, Kansas, Mar 23, 2022

Assists: 1, Kansas, Mar 23, 2022

Runners CS: 1, Kansas, Mar 23, 2022

2022 Returner Career Stats & Single-Game Highs

Bye, Cameron

Year	era	w-l	app	gs	cg	sho	sv	ip	h	r	er	bb	so
2021	4.97	0-0	10	0	0	0/0	0	12.2	12	7	7	4	8
2022	3.76	5-2	17	10	0	0/1	0	67.0	57	36	28	35	62
TOTAL	3.95	5-2	27	10	0	0/1	0	79.2	69	43	35	39	70

SINGLE-GAME HIGHS [all-time ranking]:

Innings pitched: 8.0, at East Carolina, Apr 10, 2022

Walks allowed: 6 [t-3rd], New Mexico, Mar 20, 2022

Strikeouts: 8, at Houston, Apr 03, 2022; at East Carolina, Apr 10, 2022

Batters faced: 28, at East Carolina, Apr 10, 2022; Cincinnati, Apr 16, 2022; at Memphis, Apr 30, 2022

Field chances: 3, Cincinnati, Apr 16, 2022

Putouts: 1, vs Air Force, Mar 13, 2021; at East Carolina, Apr 10, 2022

Assists: 2, Cincinnati, Apr 16, 2022

Runners CS: 1, at Houston, Apr 03, 2022; UCF, Apr 23, 2022; Houston, May 07, 2022

Cranz, Robert

Year	era	w-l	app	gs	cg	sho	sv	ip	h	r	er	bb	so
2022	8.16	0-2	9	3	0	0/1	0	14.1	21	16	13	7	9
TOTAL	8.16	0-2	9	3	0	0/1	0	14.1	21	16	13	7	9

SINGLE-GAME HIGHS [all-time ranking]:

Innings pitched: 4.0, at Texas State, Feb 24, 2022

Walks allowed: 3, Kansas State, Apr 18, 2022

Strikeouts: 2, South Dakota State, Mar 13, 2022; at UCF, May 25, 2022

Batters faced: 19, at Texas State, Feb 24, 2022

Field chances: 1, Oklahoma, May 16, 2022; at UCF, May 25, 2022

Assists: 1, Oklahoma, May 16, 2022

2022 Returner Career Stats & Single-Game Highs

Favors, Caden

Year	era	w-l	app	gs	cg	sho	sv	ip	h	r	er	bb	so
2022	2.82	2-1	23	6	0	0/2	0	51.0	45	20	16	12	47
TOTAL	2.82	2-1	23	6	0	0/2	0	51.0	45	20	16	12	47

SINGLE-GAME HIGHS [all-time ranking]:

Innings pitched: 4.1, Houston, May 07, 2022

Walks allowed: 2, Cincinnati, Apr 15, 2022; New Mexico, Mar 18, 2022

Strikeouts: 6, New Mexico, Mar 18, 2022

Batters faced: 17, Houston, May 07, 2022

Field chances: 3, UCF, Apr 24, 2022

Putouts: 1, at Louisiana Tech, Feb 20, 2022; at Louisiana Tech, Feb 20, 2022

Assists: 2, UCF, Apr 24, 2022

Runners CS: 1, at Oklahoma, Apr 19, 2022

Harris, Cooper

Year	avg	gp-gs	ab	r	h	2b	3b	hr	rbi	bb	so	sb-att
2021	.136	10-7	22	1	3	0	0	1	2	0	9	0-0
TOTAL	.136	10-7	22	1	3	0	0	1	2	0	9	0-0

SINGLE-GAME HIGHS [all-time ranking]:

Hits: 2, Houston, Apr 09, 2021

Home runs: 1, Dixie State, Mar 07, 2021

Total bases: 4, Dixie State, Mar 07, 2021

RBI: 2, Dixie State, Mar 07, 2021

Runs scored: 1, Dixie State, Mar 07, 2021

Hit by pitch: 1, at Houston, Apr 02, 2021

Struck out: 3, at Houston, Apr 01, 2021

At bats: 5, Dixie State, Mar 07, 2021

Field chances: 10, Houston, Apr 09, 2021

Putouts: 8, Houston, Apr 09, 2021

Assists: 2, Houston, Apr 09, 2021; Dixie State, Mar 07, 2021

Runners CS: 1, Houston, Apr 09, 2021

2022 Returner Career Stats & Single-Game Highs

Ingram, Chuck

Year	avg	gp-gs	ab	r	h	2b	3b	hr	rbi	bb	so	sb-att
2021	.225	32-23	89	6	20	4	1	3	8	4	34	2-2
2022	.310	55-55	232	46	72	13	4	14	53	17	68	5-7
TOTAL	.287	87-78	321	52	92	17	5	17	61	21	102	7-9

SINGLE-GAME HIGHS [all-time ranking]:

Hits: 5 [t-1st], New Mexico, Mar 20, 2022
 Doubles: 2 [t-1st], SIUE, Feb 27, 2021; at Memphis, Apr 30, 2022
 Triples: 1 [t-4th], 5 times
 Home runs: 1, 17 times
 Total bases: 8, at Memphis, Apr 30, 2022; New Mexico, Mar 20, 2022; at South Florida, May 21, 2022
 RBI: 6 [t-4th], at Memphis, Apr 30, 2022
 Runs scored: 3, at Memphis, Apr 30, 2022; Houston, May 07, 2022; at South Florida, May 21, 2022
 Walks: 2, 5 times
 Hit by pitch: 1, 7 times
 Struck out: 3, 7 times
 Sac flies: 1, 4 times
 At bats: 7 [t-3rd], Cincinnati, Apr 15, 2022
 Stolen bases: 1, 7 times
 Caught stealing: 1 [t-1st], vs IOWA, Feb 27, 2022; South Dakota State, Mar 11, 2022
 Field chances: 10, East Carolina, May 01, 2021
 Putouts: 10, East Carolina, May 01, 2021
 Assists: 1, 4 times

SINGLE-SEASON RANKINGS:

Most times struck out: 3rd (68 in 2022)

Miner, Jace

Year	era	w-l	app	gs	cg	sho	sv	ip	h	r	er	bb	so
2022	7.02	1-3	14	7	0	0/1	0	33.1	38	27	26	20	27
TOTAL	7.02	1-3	14	7	0	0/1	0	33.1	38	27	26	20	27

SINGLE-GAME HIGHS [all-time ranking]:

Innings pitched: 5.2, at Kansas State, May 03, 2022
 Walks allowed: 3, Cincinnati, Apr 15, 2022; at Kansas, Mar 30, 2022; at Kansas State, May 03, 2022
 Strikeouts: 5, Oklahoma, May 16, 2022
 Batters faced: 24, at Kansas State, May 03, 2022
 Field chances: 2, 4 times
 Putouts: 1, at UCF, May 25, 2022
 Assists: 2, at Kansas State, May 03, 2022
 Runners CS: 1, Cincinnati, Apr 15, 2022; at Kansas State, May 03, 2022

2022 Returner Career Stats & Single-Game Highs

Rodden, Brock

Year	avg	gp-gs	ab	r	h	2b	3b	hr	rbi	bb	so	sb-att
2022	.338	56-55	216	51	73	13	2	17	48	39	37	3-7
TOTAL	.338	56-55	216	51	73	13	2	17	48	39	37	3-7

SINGLE-GAME HIGHS [all-time ranking]:

Hits: 3, 9 times

Doubles: 2 [t-1st], at East Carolina, Apr 09, 2022; Houston, May 08, 2022

Triples: 1 [t-4th], vs IOWA, Mar 04, 2022; South Dakota State, Mar 11, 2022

Home runs: 2 [t-1st], Houston, May 07, 2022

Total bases: 9, Houston, May 07, 2022

RBI: 4, South Dakota State, Mar 13, 2022; Houston, May 08, 2022

Runs scored: 4 [t-2nd], Oklahoma, May 16, 2022

Walks: 3 [t-2nd], South Dakota State, Mar 13, 2022; Tulane, May 14, 2022; Oklahoma, May 16, 2022

Hit by pitch: 1, vs PEPP, Feb 26, 2022; vs IOWA, Feb 27, 2022; Kansas, Mar 23, 2022

Struck out: 4 [t-3rd], at Oklahoma State, Apr 12, 2022

Sac flies: 1, 4 times

Sac bunts: 1, at South Florida, May 21, 2022

At bats: 6, UCF, Apr 23, 2022

Stolen bases: 1, Kansas State, Apr 18, 2022; Kansas, Mar 23, 2022; at South Florida, May 19, 2022

Caught stealing: 1 [t-1st], 4 times

Field chances: 12, Cincinnati, Apr 15, 2022

Putouts: 5, Cincinnati, Apr 15, 2022

Assists: 6, Cincinnati, Apr 15, 2022; Kansas, Mar 23, 2022

Rogers, Jordan

Year	avg	gp-gs	ab	r	h	2b	3b	hr	rbi	bb	so	sb-att
2022	.307	42-34	140	17	43	9	0	1	21	13	31	2-5
TOTAL	.307	42-34	140	17	43	9	0	1	21	13	31	2-5

SINGLE-GAME HIGHS [all-time ranking]:

Hits: 3, Cincinnati, Apr 14, 2022; at Memphis, Apr 30, 2022; Houston, May 07, 2022

Doubles: 2 [t-1st], Cincinnati, Apr 14, 2022

Home runs: 1, Cincinnati, Apr 15, 2022

Total bases: 5, Cincinnati, Apr 14, 2022

RBI: 3, Tulane, May 15, 2022; Oklahoma, May 16, 2022

Runs scored: 2, vs Washington State, Mar 05, 2022; Tulane, May 14, 2022

Walks: 1, 13 times

Hit by pitch: 1, 6 times

Struck out: 3, vs Texas A&M, Mar 06, 2022

Sac flies: 1, at Memphis, Apr 30, 2022; Tulane, May 15, 2022; Oklahoma, May 16, 2022

At bats: 5, 8 times

Stolen bases: 1, UCF, Apr 23, 2022; New Mexico, Mar 19, 2022

Caught stealing: 1 [t-1st], at East Carolina, Apr 10, 2022; Houston, May 07, 2022; at South Florida, May 21, 2022

Field chances: 11, at Oklahoma State, Apr 12, 2022

Putouts: 11, at Oklahoma State, Apr 12, 2022

Assists: 1, at East Carolina, Apr 08, 2022; at East Carolina, Apr 10, 2022

2022 Returner Career Stats & Single-Game Highs

Stark, Will

Year	avg	gp-gs	ab	r	h	2b	3b	hr	rbi	bb	so	sb-att
2022	.162	15-10	37	10	6	0	0	0	2	8	13	1-2
TOTAL	.162	15-10	37	10	6	0	0	0	2	8	13	1-2

SINGLE-GAME HIGHS [all-time ranking]:

Hits: 3, Oral Roberts, Mar 08, 2022

Total bases: 3, Oral Roberts, Mar 08, 2022

RBI: 2, Oral Roberts, Mar 08, 2022

Runs scored: 3, New Mexico, Mar 20, 2022

Walks: 2, New Mexico, Mar 20, 2022

Hit by pitch: 1, at Houston, Apr 01, 2022

Struck out: 3, Oklahoma State, Apr 05, 2022

At bats: 5, Oklahoma State, Apr 05, 2022

Stolen bases: 1, South Dakota State, Mar 13, 2022

Caught stealing: 1 [t-1st], Creighton, Mar 26, 2022

Field chances: 5, South Dakota State, Mar 13, 2022

Putouts: 5, South Dakota State, Mar 13, 2022

Stroh, Seth

Year	avg	gp-gs	ab	r	h	2b	3b	hr	rbi	bb	so	sb-att
2021	.231	43-36	134	25	31	4	4	3	14	16	42	6-6
2022	.257	36-32	109	21	28	8	0	6	17	13	50	1-1
TOTAL	.243	79-68	243	46	59	12	4	9	31	29	92	7-7

SINGLE-GAME HIGHS [all-time ranking]:

Hits: 4 [t-4th], UCF, Apr 23, 2022

Doubles: 2 [t-1st], UCF, Apr 23, 2022

Triples: 1 [t-4th], 4 times

Home runs: 1, 9 times

Total bases: 9, UCF, Apr 23, 2022

RBI: 4, at Oklahoma State, Apr 12, 2022; UCF, Apr 23, 2022

Runs scored: 3, 4 times

Walks: 2, Oklahoma State, Feb 22, 2021; at UCF, May 08, 2021; at Louisiana Tech, Feb 20, 2022

Hit by pitch: 1, at Houston, Apr 03, 2021; vs Houston, May 24, 2022

Struck out: 4 [t-3rd], South Florida, May 15, 2021; at East Carolina, Apr 10, 2022

Sac bunts: 1, South Florida, May 16, 2021

At bats: 5, 4 times

Stolen bases: 2, Omaha, Mar 28, 2021

Field chances: 7, Oklahoma State, Feb 22, 2021

Putouts: 7, Oklahoma State, Feb 22, 2021

Assists: 1, 7 times

2022 Returner Career Stats & Single-Game Highs

Thornhill, Sawyre

Year	avg	gp-gs	ab	r	h	2b	3b	hr	rbi	bb	so	sb-att
2022	.278	56-56	227	28	63	15	2	8	36	28	44	3-7
TOTAL	.278	56-56	227	28	63	15	2	8	36	28	44	3-7

SINGLE-GAME HIGHS [all-time ranking]:

Hits: 5 [t-1st], Oklahoma, May 16, 2022

Doubles: 2 [t-1st], at Houston, Apr 02, 2022

Triples: 1 [t-4th], at East Carolina, Apr 08, 2022; Tulane, May 13, 2022

Home runs: 1, 8 times

Total bases: 8, Oklahoma, May 16, 2022

RBI: 4, at Oral Roberts, Mar 01, 2022; Oklahoma, May 16, 2022

Runs scored: 3, Oklahoma, May 16, 2022

Walks: 5 [1st], Cincinnati, Apr 15, 2022

Hit by pitch: 1, 4 times

Struck out: 3, UCF, Apr 23, 2022; at South Florida, May 19, 2022

Sac flies: 1, Kansas, Mar 23, 2022

At bats: 6, UCF, Apr 23, 2022; at Memphis, Apr 30, 2022; Oklahoma, May 16, 2022

Stolen bases: 1, at AM Corpus Christi, Feb 25, 2022; vs IOWA, Mar 04, 2022; South Dakota State, Mar 11, 2022

Caught stealing: 1 [t-1st], 4 times

Field chances: 7, Cincinnati, Apr 15, 2022

Putouts: 4, South Dakota State, Mar 12, 2022

Assists: 5, Cincinnati, Apr 15, 2022; Oklahoma State, Apr 26, 2022

Tolle, Payton

Year	avg	gp-gs	ab	r	h	2b	3b	hr	rbi	bb	so	sb-att
2022	.317	29-25	104	16	33	7	0	3	18	6	27	0-0
TOTAL	.317	29-25	104	16	33	7	0	3	18	6	27	0-0

Year	era	w-l	app	gs	cg	sho	sv	ip	h	r	er	bb	so
2022	4.48	4-6	13	12	0	0/0	0	66.1	79	38	33	22	49
TOTAL	4.48	4-6	13	12	0	0/0	0	66.1	79	38	33	22	49

SINGLE-GAME HIGHS [all-time ranking]:

Hits: 4 [t-4th], Tulane, May 14, 2022; Oklahoma, May 16, 2022

Doubles: 2 [t-1st], Tulane, May 14, 2022

Home runs: 1, vs Texas A&M, Mar 06, 2022; Oral Roberts, Mar 08, 2022; Oklahoma, May 16, 2022

Total bases: 7, Oklahoma, May 16, 2022

RBI: 4, Oklahoma, May 16, 2022

Runs scored: 3, Tulane, May 14, 2022

Walks: 3 [t-2nd], South Dakota State, Mar 13, 2022

Hit by pitch: 1, vs Texas A&M, Mar 06, 2022

Struck out: 3, vs IOWA, Feb 27, 2022; at Kansas, Mar 30, 2022

Sac flies: 1, Cincinnati, Apr 14, 2022

At bats: 5, 4 times

Innings pitched: 7.0, vs Washington State, Mar 05, 2022

Walks allowed: 4, at Louisiana Tech, Feb 19, 2022; at Louisiana Tech, Feb 19, 2022

Strikeouts: 8, South Dakota State, Mar 12, 2022

Batters faced: 31, South Dakota State, Mar 12, 2022

Field chances: 8, vs IOWA, Feb 27, 2022

Putouts: 6, vs IOWA, Feb 27, 2022

Assists: 2, vs IOWA, Feb 27, 2022; vs Washington State, Mar 05, 2022

Runners CS: 1, UCF, Apr 24, 2022; vs Washington State, Mar 05, 2022; Houston, May 08, 2022

SINGLE-SEASON RANKINGS:

Most losses: t-9th (6 in 2022)

2022 Returner Career Stats & Single-Game Highs

Wallace, Austin

Year	era	w-l	app	gs	cg	sho	sv	ip	h	r	er	bb	so
2022	81.00	0-0	3	0	0	0/0	0	0.2	4	6	6	4	1
TOTAL	81.00	0-0	3	0	0	0/0	0	0.2	4	6	6	4	1

SINGLE-GAME HIGHS [all-time ranking]:

Innings pitched: 0.1, at Texas State, Feb 24, 2022; New Mexico, Mar 19, 2022

Walks allowed: 2, at Kansas, Mar 30, 2022

Strikeouts: 1, at Texas State, Feb 24, 2022

Batters faced: 5, at Texas State, Feb 24, 2022

Williams, Gage

Year	avg	gp-gs	ab	r	h	2b	3b	hr	rbi	bb	so	sb-att
2022	.154	16-14	52	7	8	1	0	0	3	6	13	2-2
TOTAL	.154	16-14	52	7	8	1	0	0	3	6	13	2-2

SINGLE-GAME HIGHS [all-time ranking]:

Hits: 1, 8 times

Doubles: 1, at East Carolina, Apr 10, 2022

Total bases: 2, at East Carolina, Apr 10, 2022

RBI: 1, Oklahoma State, Apr 05, 2022; at East Carolina, Apr 10, 2022; Kansas, Mar 23, 2022

Runs scored: 3, Oklahoma, May 16, 2022

Walks: 1, 6 times

Hit by pitch: 1, Cincinnati, Apr 15, 2022; at Memphis, Apr 29, 2022; New Mexico, Mar 20, 2022

Struck out: 3, Kansas State, Apr 18, 2022

At bats: 5, Kansas, Mar 23, 2022

Stolen bases: 1, at Oklahoma State, Apr 12, 2022; New Mexico, Mar 20, 2022

Field chances: 19 [t-3rd], Cincinnati, Apr 15, 2022

Putouts: 18 [t-3rd], Cincinnati, Apr 15, 2022

Assists: 2, UCF, Apr 24, 2022

Runners CS: 1, Cincinnati, Apr 15, 2022; UCF, Apr 24, 2022; Creighton, Mar 25, 2022

Wichita State vs. All-Time Opponents

	G	W-L-T	1978- Pres.	Last Mtg.
Abilene Christian	2	2-0	2-0	1978
Air Force Academy	10	9-1	9-1	2021
Alabama	1	0-1	0-1	1997
Alcorn State	2	2-0	2-0	*2012
Arizona	8	5-3	5-3	2021
Arizona State	24	8-16	8-16	2014
Arkansas	57	27-30	18-16	*2013
Arkansas-Little Rock	3	3-0	3-0	2015
Arkansas-Pine Bluff	6	5-1	5-1	2020
Arkansas State	4	4-0	4-0	1995
Augustana College (Minn.)	6	6-0	6-0	1980
Austin Peay	3	3-0	3-0	2005
Baker	17	12-5	7-0	1995
Ball State	2	2-0	2-0	1999
Baylor	1	1-0	1-0	1991
Bemidji State (Minn.)	2	2-0	2-0	1982
Benedictine	5	5-0	5-0	1997
Bethany	18	16-2	8-0	2010
Bethel College	2	1-1	0-0	1917
Bethune-Cookman	3	3-0	3-0	2019
Binghamton	2	2-0	2-0	2008
Bradley	124	94-30	91-30	2017
Brigham Young	10	4-6	4-6	2009
Brooke Med. Cent. (Tex.)	3	0-3	0-0	1960
Butler	1	1-0	1-0	2000
California	4	2-2	2-2	2000
Cal-Davis	1	1-0	1-0	2005
Cal-Irvine	3	0-3	0-3	2007
Cal-Santa Barbara	13	8-5	8-5	2015
Cal Poly-Pomona	4	3-1	3-1	1987
Cal Poly-SLO	6	2-4	2-4	2017
Cal State Fullerton	23	12-11	12-11	2016
Cal State Northridge	3	3-0	3-0	1997
Centenary	7	7-0	7-0	2001
Central Arkansas	8	5-3	5-3	2018
UCF	14	6-8	6-8	2022
Central Michigan	4	1-3	1-3	2015
Central Missouri State	3	3-0	3-0	1993
Central State (Okla.)	3	2-1	2-0	1978
Chapman College	2	1-1	1-1	1983
Charlotte	1	1-0	1-0	2002
Chicago State	2	2-0	2-0	2004
Chillicothe Indian School	9	4-5	0-0	1914
Cincinnati	13	2-11	2-11	2022
Clemson	1	1-0	1-0	1981
Coastal Carolina	2	2-0	2-0	2014
College of Emporia	18	15-3	0-0	1961
Colorado	6	5-0-1	5-0	1981
Colorado State	12	11-1	11-1	1989
UConn	10	2-8	2-8	2019
Cornell	2	2-0	2-0	1987
Creighton	167	115-51-1	115-48-1	2022
Dallas	2	2-0	2-0	1978
Dallas Baptist	17	8-9	8-9	2017
Dana College (Neb.)	1	1-0	1-0	1979
Davidson	1	1-0	1-0	1991
Denver	3	3-0	3-0	1982
Drake	15	10-5	0-0	1970
Drury College	6	3-3	0-0	1914
ECU	14	8-8	8-8	2022
East Tennessee State	1	0-1	0-1	1981
Eastern Illinois	3	3-0	3-0	1991
Eastern Michigan	2	2-0	2-0	2010
Emporia State	73	46-26-1	24-2-1	2008
Enid (Okla.) Browns	4	1-3	0-0	1910
Evansville	86	56-30	56-30	2017
Florida	1	1-0	1-0	1988
Florida Gulf Coast	4	3-1	3-1	2010
FIU	2	0-2	0-2	2021
Florida State	9	5-4	5-4	2008
Fordham	6	6-0	6-0	2008
Fort Hays State	32	29-3	22-1	2002
Fort Riley (Kan.)	2	1-1	0-0	1909
Fresno State	1	1-0	1-0	1989
Friends	52	46-6	19-0	2001
Furman	3	3-0	3-0	2018
George Mason	1	0-1	0-1	2014
George Washington	1	1-0	1-0	1992
Georgia Southern	1	0-1	0-1	1990
Georgia Tech	4	3-1	3-1	1994
Gonzaga (Wash.)	2	1-1	1-1	1979
Grand Canyon	13	10-3	10-3	2019
Gustavus-Adolphus/Minn	2	2-0	2-0	1979
Hardin-Simmons (Texas)	9	6-3	6-3	1988
Harvard	3	3-0	3-0	2008
Hastings College (Neb.)	6	4-2	2-0	1997

*last meeting vacated

	G	W-L-T	1978- Pres.	Last Mtg.
Hawaii	45	21-24	21-24	*2013
Hawaii-Hilo	42	37-4-1	37-4-1	2007
Hawaii Pacific	3	3-0	3-0	2001
Hennessey	1	0-1	0-0	1901
Hofstra	1	1-0	1-0	2020
Houston	59	22-37	15-17	2022
Howard	10	10-0	10-0	2002
Illinois	10	8-2	8-2	1980
Illinois-Chicago	3	3-0	3-0	1993
Illinois State	125	96-29	96-29	2017
Indiana	1	1-0	1-0	1996
Indiana State	146	96-50	96-50	2017
Iowa	12	12-0	12-0	2022
Iowa State	21	21-0	21-0	2000
Jackson State	1	1-0	1-0	1982
John Brown (Ark.)	4	4-0	4-0	1981
Kansas	84	49-35	49-29	2022
Kansas Newman	17	17-0	17-0	1998
Kansas State	98	56-42	53-30	2022
Kansas Wesleyan	28	20-8	10-0	*2013
Kearney State	24	22-2	20-2	1989
Lamar	5	1-4	1-4	1995
Le Moyne	1	1-0	1-0	2008
Lewis-Clark St. (Idaho)	7	5-2	5-2	2001
Long Beach State	53	24-29	24-29	2015
Louisiana-Lafayette	13	9-4	9-4	2012
Louisiana State	13	4-9	4-9	2017
Louisiana Tech	9	3-6	3-6	2022
Loyola-Marymount	6	5-1	5-1	1988
Lubbock Christian	4	3-1	3-1	1985
Marymount College	12	12-0	12-0	1989
McConnell AFB	1	1-0	0-0	1969
McNeese State	6	5-1	5-1	2018
McPherson College	8	5-3	0-0	1954
Memphis	13	9-4	9-4	2022
Miami (Fla.)	9	3-6	3-6	1990
Miami (Ohio)	3	3-0	3-0	1999
Michigan	3	2-1	2-1	1989
Minnesota	9	5-4	5-4	2000
Minnesota-Morris	5	5-0	5-0	1982
Mississippi	2	2-0	2-0	2003
Mississippi State	1	0-1	0-1	1981
Missouri	12	6-6	5-6	2018
Missouri-Rolla	6	6-0	4-0	1983
Missouri-St. Louis	1	1-0	1-0	1995
Missouri Southern	4	4-0	4-0	1986
Missouri State	109	63-46	63-46	2019
Missouri Valley	2	2-0	2-0	1988
Missouri Western	4	4-0	4-0	1979
Murray State	3	2-1	2-1	1990
Nebraska	50	24-26	23-20	2018
Nevada (Reno)	5	3-2	3-2	2020
New Mexico	36	24-12	24-12	2022
New Mexico State	33	32-1	32-1	1992
New Orleans	16	8-8	8-8	*2013
Niagara	3	3-0	3-0	2011
Nicholls State	5	5-0	5-0	2006
North Carolina State	1	0-1	0-1	1997
North Dakota	10	10-0	10-0	2016
North Dakota State	10	10-0	10-0	2009
North Texas	5	5-0	5-0	1980
Northeast Missouri State	4	4-0	4-0	1980
Northeastern Illinois	9	9-0	9-0	1996
Northeastern St. (Okla.)	3	2-0-1	2-0	1982
Northern Arizona	2	1-1	1-1	1981
Northern Colorado	11	9-2	9-2	2017
Northern Illinois	2	2-0	2-0	1992
Northern Iowa	64	54-10	54-10	2009
Northwest Missouri St.	8	7-1	7-1	1985
Northwestern	6	5-1	5-1	*2013
Northwestern (Iowa)	1	1-0	1-0	2008
Northwestern State	7	5-2	5-2	2020
NW Oklahoma State	27	17-10	5-0	2000
Notre Dame	2	1-1	1-1	1993
Ohio State	5	3-2	3-2	2003
Oklahoma	33	14-19	14-19	2022
Oklahoma Baptist	4	2-2	2-0	1990
Oklahoma City	54	44-10	34-7	1994
Oklahoma State	102	37-65	35-40	2022
Omaha	19	12-7	9-1	2021
Oral Roberts	70	39-31	39-31	2022
Oregon	4	2-2	2-2	2011
Ottawa	7	6-1	0-0	1914
Parsons College (Iowa)	9	1-8	0-0	1969
Penn State	6	4-2	4-2	2011
Pepperdine	9	4-5	4-5	2019

	G	W-L-T	1978- Pres.	Last Mtg.
Phillips University (Okla.)	33	16-17	9-2	1984
Pittsburgh	3	0-3	0-3	2013
Portland	1	1-0	1-0	1989
Portland State	9	8-1	8-1	1993
Providence	1	1-0	1-0	1995
Purdue	2	0-2	0-2	*2012
Rhode Island	4	2-2	2-2	2019
Rice	5	3-2	3-2	2003
Richmond	3	2-1	2-1	2007
Rockhurst College	1	1-0	1-0	1996
Rogers State (Okla.)	1	1-0	1-0	2010
Sacramento State	3	2-1	2-1	2017
Saint Edward's (Texas)	2	2-0	2-0	1982
Saint John's (Kan.)	1	1-0	0-0	1916
Saint Louis	23	12-11	3-0	1991
Saint Mary (Kan.)	1	1-0	1-0	2009
Saint Mary's (Kan.)	5	1-4	0-0	1914
Saint Mary's (Minn.)	4	4-0	4-0	1983
Saint Mary's (Texas)	4	2-2	0-0	1960
Sam Houston State	11	5-6	5-4	2016
San Diego State	6	4-2	4-2	1999
San Francisco	2	2-0	2-0	1995
San Jose State	3	2-1	2-1	2010
Santa Clara	2	0-2	0-2	2012
Schilling AFB	3	3-0	0-0	1958
Seton Hall	3	3-0	3-0	1988
South Alabama	14	8-6	8-6	*2012
South Carolina	6	5-1	5-1	1993
South Dakota State	9	8-1	8-1	2022
USF	19	10-8-1	10-8-1	2022
Southeast Missouri State	5	4-1	4-1	2002
Southeastern Louisiana	1	0-1	0-1	1998
Southeastern Okla. State	1	1-0	0-0	1967
Southern California	5	3-2	3-2	2006
Southern Colorado	2	1-1	1-1	1994
Southern Illinois	140	102-38	102-38	2017
SIUE	7	6-1	6-1	2021
Southern Mississippi	1	0-1	0-1	2006
Southern Nazarene	1	1-0	1-0	2003
Southern Utah	3	3-0	3-0	2005
Southwestern (Texas)	2	1-1	1-1	1982
Southwestern (Kan.)	30	15-13-2	0-0	1951
Southwestern Okla. St.	5	4-1	4-0	1978
Stanford	2	0-2	0-2	2019
Stephen F. Austin	10	8-2	8-2	2019
Sterling College (Kan.)	29	24-5	3-0	1998
Stetson	3	2-1	2-1	2021
Tabor College (Kan.)	5	5-0	5-0	2010
Temple	1	1-0	1-0	2009
Tennessee	2	0-2	0-2	2005
Texas	6	3-3	3-3	2015
Texas A&M	1	1-0	1-0	2022
Texas A&M-Corpus Christi	1	0-1	0-1	2022
Texas-Arlington	12	9-3	9-3	2019
Texas-El Paso	6	4-2	4-2	1982
Texas-Pan American	5	1-4	1-4	*2013
Texas Christian	18	8-10	8-10	2016
Texas Lutheran	4	4-0	0-0	1960
Texas Southern	3	3-0	3-0	2020
Texas State	5	2-3	2-3	2022
Texas Tech	33	17-16	17-16	2019
Texas Wesleyan	6	3-3	3-3	1982
Trinity University (Texas)	3	1-2	0-0	1960
Tulane	21	8-13	8-13	2022
Tulsa	75	25-50	10-9	1980
UCLA	6	3-3	3-3	2004
UNLV	17	8-9	8-9	1990
Utah	3	2-1	2-1	1997
Utah Tech	3	3-0	3-0	2021
Utah Valley	3	3-0	3-0	2017
Valparaiso	3	3-0	3-0	2017
Washburn	31	21-10	14-0	1991
Washington	15	10-5	10-5	2000
Washington State	8	6-2	6-2	2022
Wayne State (Neb.)	4	4-0	4-0	1983
Western Illinois	5	5-0	5-0	2015
Wichita Business College	3	2-1	0-0	1903
Wichita High School	5	5-0	0-0	1919
Wichita Jobbers' Colts	8	2-6	0-0	1914
Wichita Shamrocks	1	1-0	0-0	1901
William Jewell Coll. (Mo.)	6	5-1	5-1	1983
Winona State (Minn.)	2	2-0	2-0	1982
Winthrop	2	1-1	1-1	2005
Wisconsin	1	1-0	1-0	1984
Wyoming	5	5-0	5-0	1984

2022 Final Statistics

Record: 21-36 Home: 11-16 Away: 5-19 Neutral: 5-1 American: 9-15

Player	avg	gp-gs	ab	r	h	2b	3b	hr	rbi	tb	slg%	bb	hp	so	gdp	ob%	sf	sh	sb-att	po	a	e	fld%	
8 Rodden, Brock	.338	56-55	216	51	73	13	2	17	48	141	.653	39	3	37	3	.441	3	1	3-7	88	116	10	.953	
9 Ingram, Chuck	.310	55-55	232	46	72	13	4	14	53	135	.582	17	4	68	1	.362	4	0	5-7	120	1	2	.984	
18 Rogers, Jordan	.307	42-34	140	17	43	9	0	1	21	55	.393	13	6	31	4	.383	3	0	2-5	108	2	1	.991	
3 Thornhill, Sawyre	.278	56-56	227	28	63	15	2	8	36	106	.467	28	4	44	6	.365	1	0	3-7	52	72	8	.939	
4 Comblum, Couper	.267	43-35	135	20	36	10	0	1	15	49	.363	9	2	34	2	.318	2	1	12-13	73	3	0	1.000	
1 Stewart, Andrew	.249	51-50	169	26	42	5	1	1	16	52	.308	24	2	33	3	.347	1	11	4-7	75	153	5	.979	
11 Cadena, Ross	.244	45-45	156	28	38	5	0	3	25	52	.333	15	9	33	7	.344	0	3	0-0	346	46	8	.980	
5 Casserilla, Xavier	.225	52-52	182	36	41	6	0	7	19	68	.374	25	13	55	2	.359	0	0	3-4	199	55	9	.966	

49 Tolle, Payton	.317	29-25	104	16	33	7	0	3	18	49	.471	6	1	27	1	.357	1	0	0-0	11	8	0	1.000	
23 Stroh, Seth	.257	36-32	109	21	28	8	0	6	17	54	.495	13	1	50	0	.341	0	0	1-1	58	6	4	.941	
29 Kocis, Garrett	.202	34-28	104	12	21	3	0	6	18	42	.404	16	1	47	0	.311	1	0	0-0	105	7	0	1.000	
6 Sigrist, Jack	.163	30-20	80	9	13	0	0	0	5	13	.163	12	1	26	1	.268	4	1	0-2	106	5	1	.991	
2 Stark, Will	.162	15-10	37	10	6	0	0	0	2	6	.162	8	1	13	0	.326	0	0	1-2	21	0	0	1.000	
25 Williams, Gage	.154	16-14	52	7	8	1	0	0	3	9	.173	6	3	13	0	.279	0	0	2-2	120	5	1	.992	
34 Miller, Drew	.091	7-2	11	2	1	0	1	0	5	3	.273	1	0	3	0	.167	0	0	0-0	0	0	0	.000	
Totals	.265	57	1954	329	518	95	10	67	301	834	.427	232	51	514	30	.355	20	17	36-57	1493	526	60	.971	
Opponents	.274	57	1950	368	535	123	11	59	339	857	.439	231	63	475	22	.366	23	16	76-101	1514	532	57	.973	

LOB - Team (430), Opp (422). DPs turned - Team (30), Opp (41). IBB - Team (2), Rodden 2, Opp (2). Picked off - Ingram 1, Rogers, J. 1, Casserilla 1, Stark 1, Cadena 1, Sigrist 1.

(All games Sorted by Earned run avg)

Player	era	w-l	app	gs	cg	sho	sv	ip	h	r	er	bb	so	2b	3b	hr	b/avg	wp	hp	bk	sfa	sha		
40 Bye, Cameron	3.76	5-2	17	10	0	0/1	0	67.0	57	36	28	35	62	9	0	5	.229	2	3	0	2	1		
49 Tolle, Payton	4.48	4-6	13	12	0	0/0	0	66.1	79	38	33	22	49	13	2	7	.294	3	6	1	0	2		
35 Kaminska, Jace	5.49	3-9	15	12	0	0/2	0	78.2	80	52	48	29	86	17	1	7	.268	5	8	0	5	4		

13 Holden, Connor	2.78	2-1	25	0	0	0/3	6	35.2	27	12	11	2	39	8	0	5	.205	0	5	1	0	1		
17 Favors, Caden	2.82	2-1	23	6	0	0/2	0	51.0	45	20	16	12	47	9	2	6	.236	4	4	0	2	3		
38 Gifford, Foster	6.75	0-0	10	0	0	0/0	0	13.1	14	11	10	4	12	3	0	4	.275	1	2	0	2	1		
27 Miner, Jace	7.02	1-3	14	7	0	0/1	0	33.1	38	27	26	20	27	11	0	2	.288	3	5	0	1	1		
44 McDonough, LJ	7.40	3-2	17	0	0	0/0	0	24.1	33	22	20	16	32	7	0	3	.314	3	7	0	0	0		
43 Jones, Grayson	7.50	0-1	16	0	0	0/0	0	12.0	13	10	10	10	14	2	0	0	.295	1	4	1	2	1		
48 Adler, Nate	7.71	0-2	10	0	0	0/0	0	11.2	16	12	10	5	6	5	1	2	.327	0	2	0	1	0		
39 Hansen, Creighton	7.94	0-1	12	0	0	0/0	0	11.1	14	12	10	12	11	4	1	2	.326	2	0	0	1	2		
16 Hynes, Spencer	8.10	0-0	6	0	0	0/0	0	3.1	1	3	3	4	4	1	0	0	.091	0	1	0	0	0		
14 Cranz, Robert	8.16	0-2	9	3	0	0/1	0	14.1	21	16	13	7	9	5	1	3	.339	1	1	0	1	0		
36 Boyer, Matt	8.18	0-1	3	3	0	0/0	0	11.0	20	10	10	4	11	3	1	1	.400	1	1	0	1	0		
21 Ketelsen, Adam	9.21	1-1	18	2	0	0/0	0	28.1	29	31	29	17	32	13	0	4	.264	5	5	1	3	0		
12 Stuempfig, Ryan	10.61	0-3	15	0	0	0/0	0	18.2	24	24	22	11	15	6	1	4	.296	3	2	0	0	0		
26 Stevens, Will	12.15	0-1	10	2	0	0/0	0	13.1	12	18	18	17	18	4	0	1	.250	6	4	2	2	0		
19 Shaver, Derek	18.90	0-0	5	0	0	0/0	0	3.1	8	8	7	0	0	0	1	3	.444	1	3	0	0	0		
15 Wallace, Austin	81.00	0-0	3	0	0	0/0	0	0.2	4	6	6	4	1	3	0	0	.667	0	0	0	0	0		
Totals	5.97	21-36	57	57	0	4/4	6	497.2	535	368	330	231	475	123	11	59	.274	41	63	6	23	16		
Opponents	5.03	36-21	57	57	1	2/2	19	505.0	518	329	282	232	514	95	10	67	.265	58	51	5	20	17		

PB - Team (8), Cadena 5, Williams, G. 3, Opp (7). Pickoffs - Team (8), Ketelsen 3, Boyer, M. 1, Tolle 1, Adler 1, Kaminska 1, Cadena 1, Opp (6). SBA/ATT - Cadena (62-79), Williams, G. (14-17), Kaminska (7-14), Bye (10-13), Miner (9-11), Boyer, M. (9-10), Tolle (7-10), Ketelsen (7-9), Jones, G. (7-7), Favors (4-5), Adler (5-5), Hansen (1-3), Stuempfig (2-3), Cranz (3-3), Hynes (2-2), McDonough (1-2), Holden (0-2), Stevens (1-1), Gifford (1-1).

2022 Game-By-Game Results



2022 Wichita State Baseball Game Results for Wichita State (as of May 31, 2022) (All games)



Date	Opponent	Score	Inns	Overall	American	Pitcher of record	Attend	Time
Feb 18, 2022	at Louisiana Tech	L 3-7	9	0-1-0	0-0-0	McDonough (L 0-1)	2247	3:02
Feb 19, 2022	at Louisiana Tech	L 6-9	9	0-2-0	0-0-0	Adler (L 0-1)	2307	3:06
Feb 20, 2022	at Louisiana Tech	L 3-5	9	0-3-0	0-0-0	Stevens (L 0-1)	2261	2:56
Feb 22, 2022	at Oklahoma	L 2-6	9	0-4-0	0-0-0	Boyer, M. (L 0-1)	386	3:07
Feb 24, 2022	at Texas State	L 2-9	9	0-5-0	0-0-0	Cranz (L 0-1)	283	2:42
Feb 25, 2022	at AM Corpus Christi	L 3-5	9	0-6-0	0-0-0	Favors (L 0-1)	704	3:00
Feb 26, 2022	vs PEPP	w 5-2	9	1-6-0	0-0-0	Tolle (W 1-0)	574	3:10
Feb 27, 2022	vs IOWA	w 8-7	9	2-6-0	0-0-0	McDonough (W 1-1)	0	3:30
Mar 01, 2022	at Oral Roberts	L 6-11	9	2-7-0	0-0-0	Jones, G. (L 0-1)	724	3:06
Mar 04, 2022	vs IOWA	w 6-4	9	3-7-0	0-0-0	Bye (W 1-0)	0	2:59
Mar 05, 2022	vs Washington State	w 8-2	9	4-7-0	0-0-0	Tolle (W 2-0)	0	3:20
Mar 06, 2022	vs Texas A&M	w 6-5	9	5-7-0	0-0-0	Holden (W 1-0)	4189	3:48
Mar 08, 2022	ORAL ROBERTS	w 6-4	9	6-7-0	0-0-0	McDonough (W 2-1)	1509	2:53
Mar 11, 2022	SOUTH DAKOTA STATE	w 5-2	9	7-7-0	0-0-0	Kaminska (W 1-0)	1137	2:24
Mar 12, 2022	SOUTH DAKOTA STATE	L 2-4	9	7-8-0	0-0-0	Tolle (L 2-1)	1421	2:30
Mar 13, 2022	SOUTH DAKOTA STATE	w 19-7	9	8-8-0	0-0-0	Ketelsen (W 1-0)	1433	3:21
Mar 18, 2022	NEW MEXICO	L 0-4	9	8-9-0	0-0-0	Kaminska (L 1-1)	1571	2:52
Mar 19, 2022	NEW MEXICO	L 9-12	9	8-10-0	0-0-0	Adler (L 0-2)	1660	3:18
Mar 20, 2022	NEW MEXICO	w 13-7	9	9-10-0	0-0-0	McDonough (W 3-1)	1570	3:21
Mar 23, 2022	KANSAS	w 7-5	(10)	10-10-0	0-0-0	Holden (W 2-0)	1476	2:53
Mar 25, 2022	CREIGHTON	L 1-6	9	10-11-0	0-0-0	Kaminska (L 1-2)	1444	3:04
Mar 26, 2022	CREIGHTON	L 3-8	9	10-12-0	0-0-0	Tolle (L 2-2)	1693	3:29
Mar 27, 2022	CREIGHTON	w 6-3	9	11-12-0	0-0-0	Bye (W 2-0)	1612	3:17
Mar 30, 2022	at Kansas	L 2-14	9	11-13-0	0-0-0	Miner (L 0-1)	473	2:52
* Apr 01, 2022	at Houston	w 4-0	9	12-13-0	1-0-0	Kaminska (W 2-2)	1066	3:20
* Apr 02, 2022	at Houston	L 3-5	9	12-14-0	1-1-0	Tolle (L 2-3)	1201	2:54
* Apr 03, 2022	at Houston	L 3-4	9	12-15-0	1-2-0	Holden (L 2-1)	1156	2:49
Apr 05, 2022	OKLAHOMA STATE	L 3-5	9	12-16-0	1-2-0	Ketelsen (L 1-1)	1723	3:25
* Apr 08, 2022	at East Carolina	L 5-6	9	12-17-0	1-3-0	Kaminska (L 2-3)	2698	2:55
* Apr 09, 2022	at East Carolina	L 3-10	9	12-18-0	1-4-0	Tolle (L 2-4)	3407	3:15
* Apr 10, 2022	at East Carolina	w 5-0	9	13-18-0	2-4-0	Bye (W 3-0)	2712	2:55
Apr 12, 2022	at #3 Oklahoma State	L 5-8	9	13-19-0	2-4-0	Miner (L 0-2)	4442	3:11
* Apr 14, 2022	CINCINNATI	L 5-9	9	13-20-0	2-5-0	Kaminska (L 2-4)	1537	3:27
* Apr 15, 2022	CINCINNATI	L 5-7	(14)	13-21-0	2-6-0	Stuempfig (L 0-1)	1592	4:37
* Apr 16, 2022	CINCINNATI	L 0-4	9	13-22-0	2-7-0	Bye (L 3-1)	1615	2:45
Apr 18, 2022	KANSAS STATE	L 1-12	9	13-23-0	2-7-0	Cranz (L 0-2)	2204	3:23
Apr 19, 2022	at Oklahoma	L 5-9	9	13-24-0	2-7-0	McDonough (L 3-2)	845	3:42
* Apr 22, 2022	UCF	L 5-8	9	13-25-0	2-8-0	Kaminska (L 2-5)	1657	3:23
* Apr 23, 2022	UCF	L 12-16	9	13-26-0	2-9-0	Stuempfig (L 0-2)	1489	3:57
* Apr 24, 2022	UCF	L 2-8	9	13-27-0	2-10-0	Tolle (L 2-5)	1520	2:47
Apr 26, 2022	#8 OKLAHOMA STATE	L 6-12	9	13-28-0	2-10-0	Hansen (L 0-1)	3763	3:45
* Apr 29, 2022	at Memphis	L 6-7	9	13-29-0	2-11-0	Kaminska (L 2-6)	432	2:41
* Apr 30, 2022	at Memphis	w 14-6	9	14-29-0	3-11-0	Bye (W 4-1)	371	3:47
* May 01, 2022	at Memphis	w 10-6	9	15-29-0	4-11-0	Tolle (W 3-5)	315	2:46
May 03, 2022	at Kansas State	L 1-3	9	15-30-0	4-11-0	Miner (L 0-3)	1499	2:37
* May 06, 2022	HOUSTON	L 4-7	9	15-31-0	4-12-0	Kaminska (L 2-7)	1852	2:51
* May 07, 2022	HOUSTON	w 12-4	9	16-31-0	5-12-0	Favors (W 1-1)	1389	3:27
* May 08, 2022	HOUSTON	L 8-11	9	16-32-0	5-13-0	Tolle (L 3-6)	1302	3:41
* May 13, 2022	TULANE	w 2-0	9	17-32-0	6-13-0	Kaminska (W 3-7)	1640	2:23
* May 14, 2022	TULANE	w 18-8	8	18-32-0	7-13-0	Bye (W 5-1)	1343	3:40
* May 15, 2022	TULANE	w 4-3	9	19-32-0	8-13-0	Tolle (W 4-6)	1504	2:48
May 16, 2022	#24 OKLAHOMA	w 18-0	9	20-32-0	8-13-0	Miner (W 1-3)	2326	3:10
* May 19, 2022	at South Florida	L 3-8	9	20-33-0	8-14-0	Kaminska (L 3-8)	604	2:49
* May 21, 2022	at South Florida-1	w 11-7	7	21-33-0	9-14-0	Favors (W 2-1)	-	2:56
* May 21, 2022	at South Florida-2	L 4-5	(10)	21-34-0	9-15-0	Stuempfig (L 0-3)	547	2:51
May 24, 2022	vs Houston	L 7-10	9	21-35-0	9-15-0	Kaminska (L 3-9)	0	3:44
May 25, 2022	at UCF	L 4-12	9	21-36-0	9-15-0	Bye (L 5-2)	1054	3:16

() extra inning game

2022 Miscellaneous Stats

Multiple Hit Games	2	3	4	5+	Total
8 Rodden, Brock	12	9	-	-	21
9 Ingram, Chuck	13	4	1	1	19
3 Thornhill, Sawyre	12	-	-	1	13
18 Rogers, Jordan	9	3	-	-	12
4 Cornblum, Couper	10	1	-	-	11
1 Stewart, Andrew	7	3	-	-	10
11 Cadena, Ross	7	2	-	-	9
5 Casserilla, Xavier	5	2	1	-	8
49 Tolle, Payton	6	-	2	-	8
23 Stroh, Seth	3	2	1	-	6
29 Kocis, Garrett	4	-	-	-	4
6 Sigrist, Jack	2	-	-	-	2
2 Stark, Will	-	1	-	-	1
TEAM	90	27	5	2	124

Multiple RBI Games	2	3	4	5+	Total
9 Ingram, Chuck	6	5	2	1	14
8 Rodden, Brock	4	7	2	-	13
3 Thornhill, Sawyre	6	1	2	-	9
11 Cadena, Ross	6	1	-	-	7
49 Tolle, Payton	2	2	1	-	5
18 Rogers, Jordan	2	2	-	-	4
29 Kocis, Garrett	3	1	-	-	4
5 Casserilla, Xavier	3	-	-	1	4
23 Stroh, Seth	2	-	2	-	4
4 Cornblum, Couper	2	-	-	-	2
1 Stewart, Andrew	-	1	1	-	2
2 Stark, Will	1	-	-	-	1
34 Miller, Drew	-	1	-	-	1
TEAM	37	21	10	2	70

Hitting Streaks	Longest	Current
3 Thornhill, Sawyre	19	-
9 Ingram, Chuck	12	4
18 Rogers, Jordan	10	7
8 Rodden, Brock	8	6
1 Stewart, Andrew	7	4
11 Cadena, Ross	7	-
49 Tolle, Payton	6	1
29 Kocis, Garrett	6	2
6 Sigrist, Jack	5	-
4 Cornblum, Couper	5	-
23 Stroh, Seth	4	1
2 Stark, Will	3	-
5 Casserilla, Xavier	3	-
25 Williams, Gage	3	1
34 Miller, Drew	1	-

Reached Base Streaks	Longest	Current
3 Thornhill, Sawyre	37	-
8 Rodden, Brock	19	6
18 Rogers, Jordan	19	7
9 Ingram, Chuck	17	11
11 Cadena, Ross	15	9
1 Stewart, Andrew	13	4
5 Casserilla, Xavier	12	-
6 Sigrist, Jack	11	-
2 Stark, Will	9	-
29 Kocis, Garrett	7	4
49 Tolle, Payton	6	1
4 Cornblum, Couper	5	-
25 Williams, Gage	5	2
23 Stroh, Seth	4	2
34 Miller, Drew	1	1

Player	GS	p	c	1b	2b	3b	ss	lf	cf	rf	of	dh	1st	2nd	3rd	4th	5th	6th	7th	8th	9th
3 Thornhill, Sawy	56	.	.	.	9	29	1	14	.	2	.	1	.	.	51	4	.	1	.	.	.
8 Rodden, Brock	55	.	.	.	48	.	6	1	2	51	2
9 Ingram, Chuck	55	4	47	.	.	4	29	4	2	7	4	8	.	1	.
5 Casserilla, Xavi	52	.	.	22	.	28	2	.	1	2	15	6	5	11	12	.
1 Stewart, Andre	50	50	2	13	4	5	26
11 Cadena, Ross	45	.	45	2	7	9	11	9	7
49 Tolle, Payton	37	12	.	2	23	.	.	.	5	16	2	2	.	.
4 Cornblum, Cou	35	34	.	1	.	1	.	2	2	5	9	6	10
18 Rogers, Jordan	34	.	.	7	.	.	.	22	5	.	.	.	2	.	.	15	5	2	8	2	.
23 Stroh, Seth	32	7	5	20	1	3	6	10	12
29 Kocis, Garrett	28	.	.	14	14	.	.	.	7	14	4	2	1	.
6 Sigrist, Jack	20	.	.	12	.	.	.	1	.	.	.	7	15	2	1	2	.
25 Williams, Gage	14	.	12	2	2	3	2	5	2
35 Kaminska, Jace	12	12
2 Stark, Will	10	9	.	1	.	.	7	3	.
40 Bye, Cameron	10	10
27 Miner, Jace	7	7
17 Favors, Caden	6	6
36 Boyer, Matt	3	3
14 Cranz, Robert	3	3
26 Stevens, Will	2	2
34 Miller, Drew	2	2	1	1
21 Ketelsen, Ada	2	2

2022 Superlatives

Individual (Hitting)

At-bats – 7, Chuck Ingram vs. Cincinnati, 4/15
Runs – 4, 3 times, last; Brock Rodden vs. Oklahoma, 5/16
Hits – 5, Sawyre Thornhill vs. Oklahoma, 5/16
 Chuck Ingram vs. New Mexico, 3/20
Doubles – 2, 8 times
Triples – 1, 10 times
Home runs – 2, Xavier Casserilla vs. Tulane, 5/14
 Brock Rodden vs. Houston, 5/7
RBI – 7, Xavier Casserilla vs. Tulane
Total bases – 9, Brock Rodden vs. Houston, 5/7
 Seth Stroh vs. UCF, 4/23
Stolen bases – 3, Couper Cornblum vs. Creighton, 3/27
Walks – 5, Sawyre Thornhill vs. Cincinnati, 4/15
Strikeouts – 4, Brock Rodden at Oklahoma State, 4/12
 Seth Stroh at East Carolina, 4/10

Individual (Pitching)

Innings – 8.0, Cameron Bye at East Carolina, 4/10
 Jace Kaminska vs. Houston, 4/1
Strikeouts – 12, Jace Kaminska vs. Houston, 4/1
Runs – 6, 4 times
Hits – 9, Payton Tolle at East Carolina, 4/9
Walks – 6, Cameron Bye vs. New Mexico, 3/20

WSU Grand Slams

Sawyre Thornhill at Oral Roberts, 3/1
 Seth Stroh at Oklahoma State, 4/12
 Xavier Casserilla vs. Tulane, 5/14

WSU Back-to-Back Home Runs

Chuck Ingram/Xavier Casserilla vs. New Mexico, 3/19
 Chuck Ingram/Brock Rodden vs. Houston, 5/7
 Brock Rodden/Sawyre Thornhill vs. Houston, 5/24

Team (Hitting)

At-Bats 45, vs. Cincinnati, 4/15
Runs 19, vs. South Dakota State, 3/13
Hits 18, vs. Oklahoma, 5/16
RBI 18, vs. Oklahoma, 5/16 and South Dakota State, 3/13
Doubles 6, vs. Tulane, 5/14
Triples 1, 10 times
Home runs 5, vs. Oklahoma, 5/16
Total bases 35, vs. Oklahoma, 5/16
Stolen bases 5, vs. Creighton, 3/27
Walks 10, vs. South Dakota State, 3/13
Strikeouts 16, at Oklahoma State, 4/12

Team (Pitching)

Hits 16, 4 times
Runs 16, vs. UCF, 4/23
Earned runs 14, vs. UCF, 4/23
Strikeouts 18, vs. Cincinnati, 4/15
Walks 9, vs. Kansas State, 4/18

Team (Fielding)

Assists – 18, vs. Cincinnati, 4/15
Most Errors – 4, at Oklahoma, 4/19 and vs. Cincinnati, 4/15
Double plays – 2, 4 times

Record Breakdown

Total 21-36
 Conference 9-15
 Non-Conf 12-21
 Home 11-16
 Away 5-19
 Neutral 5-1

Day 17-18
 Night 4-18

vs Left 6-13
 vs Right 15-23

1-Run games 3-4
 2-Run games 4-7
 5+Run games 8-11

Extra innings 1-2

Shutouts 4-2

Scoring 0-2 runs 1-10
 Scoring 3-5 runs 5-18
 Scoring 6-9 runs 7-7
 Scoring 10+ runs 8-1

Opponent 0-2 runs 7-0
 Opponent 3-5 runs 7-10
 Opponent 6-9 runs 7-16
 Opponent 10+ runs 0-10

Scored in 1st inning 6-9
 Opp. scores in 1st 6-14
 Scores first 13-12
 Opp. scores first 8-24

After 6 leading 18-6
 After 6 trailing 2-27
 After 6 tied 1-3
 After 7 leading 18-3
 After 7 trailing 1-30
 After 7 tied 1-3
 After 8 leading 18-0
 After 8 trailing 1-33
 After 8 tied 0-3

Hit 0 home runs 6-14
 Hit 1 home run 5-12
 Hit 2+ home runs 10-10
 Opponent 0 home runs 8-11
 Opponent 1 home run 8-14
 Opponent 2+ HRs 5-11

Made 0 errors 10-8
 Made 1 error 10-15
 Made 2+ errors 1-13
 Opp. made 0 errors 5-18
 Opp. made 1 error 7-11
 Opp. made 2+ errors 9-7

Out-hit opponent 17-6
 Out-hit by opponent 2-27
 Hits are tied 2-3

Year-By-Year Record

Wichita State baseball got its start in 1899, when Coach Harry Hess' team lost to Southwestern College in its only game of the season. Then known as Fairmount College, the school fielded teams on an annual basis until the early 1920s when World War I and apathy caused the college to discontinue its program. It wasn't until 1948 that baseball was resurrected at the intercollegiate level. The Shockers fielded a team every year but two [1962, 1963] from 1948-70, posting four winning records. The program was dropped once again following the completion of the 1970 season. In March 1977, Gene Stephenson was hired from Oklahoma and revived the program.

Year	Overall			Pct.	Conference			Coach	Post-season Play
	W	L	T		W	L	Placing		
1899	0	1		.000				Harry Hess	
1900				record not available				Harry Hess	
1901	7	4		.636				Harry Hess	
1902	8	4		.667				C.P.Clark	
1903	8	6		.643				student coaches	
1904	8	2		.800				Walter P. Frantz	
1905	9	6	2	.600				A.F. Holste	
1906	9	6		.600				Willis Bates	
1907	8	9		.471				Willis Bates	
1908	8	4		.667				Willis Bates	
1909	4	5		.444				Roy K. Thomas	
1910	0	6		.000				Roy K. Thomas	
1911	7	5		.583				Roy K. Thomas	
1912	12	3	1	.800				Roy K. Thomas	
1913	2	12		.143				E. Van Long	
1914	12	7		.632				Willis Bates	
1915	1	5	1	.167				Harry Buck	
1916	2	4		.333				Harry Buck	
1917	1	2		.333				Lamar Hoover	
1918	1	0		1.000				Lamar Hoover	
1919	1	0		1.000				Lamar Hoover	
1920-21				no team					
1922-23				record not available					
1924-47				no team					
1948	4	4		.500				Lyle Sturdy	
1949	4	9		.308	0	5	3rd (West)	Ken Gunning	
1950	4	14		.222	1	5	4th (West)	Ken Gunning	
1951	4	9		.308	1	5	4th (West)	Ken Gunning, Bob Carlson, Norvell Neve	
1952	3	10		.231	0	6	3rd (South)	Dick Miller	
1953	1	9		.100	0	6	6th	Dick Miller	
1954	4	9		.308	2	7	5th	Forrest Jensen	
1955	4	9		.308	3	6	t6th	Forrest Jensen	
1956	4	13		.222	1	8	t7th	Jerry Bupp	
1957	7	12		.368	2	7	t6th	Ray Morrison	
1958	17	8		.680	2	4	t2nd (West)	Ray Morrison	
1959	15	12		.555	2	4	3rd (West)	Ray Morrison	
1960	15	12		.555	3	2	2nd (West)	Ray Morrison	
1961	9	7		.563	0	4	2nd (West)	Dick Miller	
1962-63				no team					
1964	8	10		.444	0	4		Lanny Van Eman	
1965	7	13		.350	4	5	t2nd (West)	Verlyn Anderson	
1966	10	8	1	.555	4	2	t1st (West)	Verlyn Anderson	
1967	11	13		.458	2	4	3rd (West)	Verlyn Anderson	
1968	16	8		.667	4	3	2nd (West)	Verlyn Anderson	
1969	17	12		.586	6	3	2nd (West)	Verlyn Anderson	
1970	6	17		.261	3	5	3rd (West)	Verlyn Anderson	
1971-77				no team					
1978	43	30	1	.588				Gene Stephenson	
1979	65	15		.813	10	2	#	Gene Stephenson	
1980	53	12	1	.803	7	1	#	Gene Stephenson	MVC Tournament champion
1981	56	15		.789	15	1	1st (West)	Gene Stephenson	NCAA Midwest Regional
1982	73	14		.839	15	1	1st (West)	Gene Stephenson	NCAA Atlantic Regional MVC Tournament champion
1983	55	18		.753	7	1	1st (West)	Gene Stephenson	NCAA South Regional champion College World Series [2nd place]
1984	40	22		.645	7	7	4th	Gene Stephenson	NCAA Midwest Regional
1985	68	20		.773	15	5	1st	Gene Stephenson	MVC Tournament champion NCAA Midwest Regional
1986	45	18		.715	12	8	2nd	Gene Stephenson	MVC Tournament champion
1987	59	20		.747	13	7	1st	Gene Stephenson	NCAA West I Regional
1988	56	16	1	.778	16	4	1st	Gene Stephenson	MVC Tourn. champion; NCAA Midwest Reg. champion; College World Series [3rd place]
1989	68	16		.810	13	5	1st	Gene Stephenson	NCAA West II Reg. champion College World Series champion
1990	45	19		.703	14	6	t1st	Gene Stephenson	NCAA Midwest Regional
1991	66	13		.835	21	3	1st	Gene Stephenson	MVC Tourn. champion; NCAA Midwest Reg. champion; College World Series [2nd place]
1992	56	11		.836	18	3	1st	Gene Stephenson	MVC Tourn. champion; NCAA Midwest Reg. champion; College World Series [0-2]
1993	58	17		.773	17	3	1st	Gene Stephenson	MVC Tourn. champion; NCAA Atlantic Reg. champion; College World Series [2nd place]
1994	45	17		.734	19	2	1st	Gene Stephenson	NCAA Midwest II Regional [0-2]
1995	53	17		.757	24	8	1st	Gene Stephenson	NCAA Midwest I Regional [1-2]
1996	54	11		.831	24	4	1st	Gene Stephenson	NCAA Midwest Reg. Champion; CWS [0-2]
1997	51	18		.739	21	7	1st	Gene Stephenson	NCAA South II Regional [0-2]
1998	56	7		.889	26	1	1st	Gene Stephenson	NCAA Midwest Regional [1-2]
1999	59	14		.808	24	7	1st	Gene Stephenson	NCAA Wichita Regional [2-2]
2000	44	21		.677	24	8	1st	Gene Stephenson	MVC Tournament Champion; NCAA Minn. Reg. [2-2]
2001	42	24		.636	21	11	2nd	Gene Stephenson	
2002	47	17		.734	23	9	1st	Gene Stephenson	MVC Tournament champion; NCAA Wichita Reg. [1-2]
2003	49	27		.645	19	13	2nd	Gene Stephenson	MVC Tourn. champion; NCAA Houston Reg. [2-2]
2004	49	16		.754	28	4	1st	Gene Stephenson	MVC Tourn. champion; NCAA Fayetteville Reg. [2-2]
2005	51	24		.680	16	8	2nd	Gene Stephenson	MVC Tourn. champion; NCAA Knoxville Reg. [2-2]
2006	46	22		.676	15	9	3rd	Gene Stephenson	NCAA Norman Regional [2-2]
2007	53	22		.707	20	4	1st	Gene Stephenson	NCAA Wichita Regional [4-1]; NCAA Wichita Super Regional [0-2]
2008	48	17		.738	19	5	1st	Gene Stephenson	MVC Tournament champion; NCAA Stillwater Regional [3-0]; NCAA Tallahassee Super Regional [1-2]
2009	30	27		.526	11	7	3rd	Gene Stephenson	MVC Tournament champion; NCAA Norman Regional [0-2]
2010	41	19		.683	15	6	t1st	Gene Stephenson	
2011	39	26		.600	14	7	2nd	Gene Stephenson	
2012	*5	*25		.167	*0	9	3rd	Gene Stephenson	
2013	*0	*26		.000	*0	6	2nd	Gene Stephenson	*MVC Tournament champion; *NCAA Manhattan Regional [0-2]
2014	31	28		.525	13	8	4th	Todd Butler	
2015	26	33		.441	10	11	t3rd	Todd Butler	
2016	21	37		.362	9	12	t5th	Todd Butler	
2017	28	30		.483	10	11	5th	Todd Butler	
2018	35	21	1	.623	9	14 [1 tie]	7th	Todd Butler	
2019	28	31		.475	9	15	8th	Todd Butler	
2020	^13	^2		.867	0	0	N/A	Eric Wedge	
2021	31	23		.574	18	13	3rd	Eric Wedge	
2022	21	36		.368	9	15	6th	Eric Wedge	
Totals	2,280	1,223	9	.649					

*wins/losses later vacated
 # no formal standings kept
 ^ season suspended due to COVID-19 pandemic
 Fairmount College 1905-1927
 University of Wichita 1927-1964
 Missouri Valley Conference 1948-2017

Kansas Collegiate Athletic Conference 1907-1927
 Wichita State University 1964-present
 American Athletic Conference 2018-present

WSU in the Conference Tournament

1978
Omaha, Neb.
Tulsa 9, Wichita State 7
Wichita State 14, Bradley 11
Wichita State 9, Indiana State 8
Wichita State 3, Tulsa 2
Southern Illinois 10, Wichita St. 8
[Championship game]

1979
Wichita, Kan.
Tulsa 7, Wichita 4
Wichita State 20, Bradley 6
Southern Illinois 18, Wichita S. 3

1980
Wichita, Kan.
Wichita State 12, Creighton 3
Wichita State 7, Indiana State 4
Wichita State 18, Bradley 17
Wichita St. 12, So. Illinois 1
[Championship game]

1981
Wichita, Kan.
Wichita St. 23, Southern Illinois 4
Southern Illinois 5, Wichita State 3
Southern Illinois 3, Wichita State 0
[Championship game]

1982
Terre Haute, Ind.
Wichita State 9, Southern Illinois 6
Wichita State 13, Indiana State 1
Wichita State 12, So. Illinois 8
[Championship game]

1983
Wichita, Kan.
Wichita State 9, Southern Illinois 6
Indiana State 11, Wichita State 4
Southern Illinois 8, Wichita State 7

1984
Carbondale, Ill.
Wichita State 3, Southern Illinois 1
Indiana State 11, Wichita State 10
Wichita State 10, Illinois State 6
Wichita State 10, Indiana State 9
Indiana State 7, Wichita State 3
[Championship game]

1985
Wichita, Kan.
Wichita State 6, Bradley 5
Wichita State 7, Indiana State 6
Wichita State 5, Indiana St. 2
[Championship game]

1986
Carbondale, Ill.
Wichita State 6, Illinois State 1
Wichita St. 11, Indiana St. 5 [11 inn.]
Southern Illinois 7, Wichita State 3
Indiana State 6, Wichita State 3

1987
Wichita, Kan.
Wichita State 4, Illinois State 1
Wichita State 6, Southern Illinois 4
Indiana State 11, Wichita State 10
Wichita State 4, Creighton 1
Wichita State 18, Indiana State 4
Wichita State 4, Indiana St. 3
[Championship game]

1988
Wichita, Kan.
Wichita State 7, Indiana State 5
Wichita State 6, Bradley 3
Wichita State 11, Creighton 5
Wichita St. 3, Creighton 3 [8 inn.]
[Championship game]

1989
Wichita, Kan.
Wichita St. 16, Southern Illinois 3
Indiana State 4, Wichita State 1
Wichita State 5, Southern Illinois 3
Indiana State 12, Wichita State 7

1990
Wichita, Kan.
Illinois St. 1, Wichita State 0 [11 inn.]
Bradley 7, Wichita State 3

1991
Wichita, Kan.
Wichita State 8, Bradley 1
Wichita State 14, Creighton 1
Wichita State 13, Creighton 1
[Championship game]

1992
Wichita, Kan.
Wichita State 12, Illinois State 0
Wichita St. 8, Missouri St. 4
Wichita State 11, Indiana State 1
Creighton 4, Wichita St. 3 [12 inn.]
Wichita State 5, Creighton 0
[Championship game]

1993
Wichita, Kan.
Wichita State 6, Illinois State 5
Wichita State 11, Bradley 8
Wichita State 9, Creighton 7
Wichita State 22, Indiana State 9
[Championship game]

1994
Wichita, Kan.
Illinois State 6, Wichita State 5
Wichita State 1, Missouri State 0
Wichita State 8, Creighton 6
Bradley 9, Wichita State 7

1995
Springfield, Ill.
Wichita State 12, Bradley 6
Evansville 11, Wichita State 5
Creighton 11, Wichita State 9

1996
Wichita, Kan.
Wichita State 25, Northern Iowa 11
Wichita St. 15, Southern Illinois 7
Missouri State 8, Wichita State 7
Bradley 18, Wichita State 11

1997
Wichita, Kan.
Evansville 6, Wichita State 1
Wichita State 12, Northern Iowa 7
Wichita State 11, Illinois State 5
Wichita St. 17, Southern Illinois 8
Missouri State 8, Wichita State 4
[Championship game]

1998
Evansville, Ind.
Wichita State 6, Creighton 4
Wichita State 12, Illinois State 1
Wichita State 19, Missouri State 9
Wichita State 22, Evansville 6
[Championship Game]

1999
Wichita, Kan.
Wichita State 10, Bradley 6
Wichita State 13, Evansville 7
Wichita State 10, Illinois State 8
Wichita State 11, Creighton 2
[Championship Game]

2000
Wichita, Kan.
Wichita State 6, Southern Illinois 4
Creighton 3, Wichita State 1
Wichita State 7, Missouri State 3
Wichita State 9, Indiana State 2
Wichita State 6, Evansville 2
[Championship Game]

2001
Wichita, Kan.
Northern Iowa 4, Wichita State 3
Missouri State 7, Wichita State 3

2002
Wichita, Kan.
Wichita State 8, Northern Iowa 1
Wichita State 17, Southern Illinois 1
Wichita State 3, Missouri State 0
Missouri State 12, Wichita State 8
Wichita State 7, Missouri State 6
[Championship Game]

2003
Wichita, Kan.
Wichita State 6, Indiana State 1
Southern Illinois 6, Wichita State 4
Wichita State 10, Indiana State 0
Wichita St. 9, Missouri St. 8 [11 inn.]
Wichita State 2, Southern Illinois 1
Wichita State 3, Southern Illinois 0
[Championship Game]

2004
Springfield, Mo.
Evansville 8, Wichita State 5
Wichita State 13, Indiana State 7
Wichita State 15, Missouri State 1
Wichita State 5, Southern Illinois 1
Wichita State 11, Southern Illinois 3
[Championship Game]

2005
Wichita, Kan.
Wichita State 4, Indiana State 1
Wichita State 9, Southern Illinois 0
Wichita State 3, Creighton 0
Creighton 4, Wichita State 3
Wichita State 10, Creighton 3
[Championship Game]

2006
Wichita, Kan.
Creighton 11, Wichita State 8
Wichita State 8, Bradley 5
Evansville 14, Wichita St. 3 [7 inn.]

2007
Springfield, Mo.
Missouri State 5, Wichita State 2
Wichita State 4, Southern Illinois 2
Wichita St. 12, Evansville 1 [8 inn.]
Wichita State 2, Creighton 1
Creighton 10, Wichita St. 9 [12 inn.]
[Championship Game]

2008
Wichita, Kan.
Wichita St. 12, So. Illinois 0 [7 inn.]
Wichita St. 20, Missouri St. 3 [7 inn.]
Wichita State 12, Missouri State 10
[Championship Game]

2009
Wichita, Kan.
Wichita State 15, Indiana State 7
Creighton 11, Wichita S. 0 [7 inn.]
Wichita State 4, Illinois State 0
Wichita State 4, Creighton 2
[Championship Game]

2010
Wichita, Kan.
Wichita State 6, Missouri State 2
Wichita State 9, Evansville 2
Wichita State 6, Evansville 5
Illinois State 17, Wichita State 8
[Championship Game]

2011
Omaha, Neb.
Wichita State 2, Evansville 1
Wichita State 7, Indiana State 3
Indiana State 7, Wichita State 6
Wichita State 9, Indiana State 0
Creighton 3, Wichita State 1
[Championship Game]

2012
Springfield, Mo.
Southern Illinois 6, Wichita State 3
Missouri State 7, Wichita State 0

***2013**
Normal, Ill.
Southern Illinois 5, Wichita State 1
Wichita State 11, Creighton 4
Wichita St. 15, So. Illinois 0 [7 inn.]
Wichita State 5, Indiana State 0
Wichita State 5, Indiana State 4
Wichita State 5, Illinois State 2
[Championship Game]
*Title and wins later vacated

2014
Terre Haute, Ind.
Illinois State 6, Wichita State 0
Wichita State 8, Evansville 6
Wichita St. 2, So. Illinois 1 [12 inn.]
Illinois State 6, Wichita State 1

2015
Wichita, Kan.
Wichita State 4, Illinois State 3
Missouri State 8, Wichita State 1
Wichita State 15, Southern Illinois 1
Missouri State 6, Wichita State 4

2016
Terre Haute, Ind.
Indiana State 5, Wichita State 2
Indiana State 7, Wichita State 1

2017
Springfield, Mo.
Wichita St. 3, So. Illinois 1 [10 inn.]
Illinois State 7, Wichita State 4
Missouri State 6, Wichita State 3

2018
Clearwater, Fla.
Wichita State 4, USF 2
UConn 7, Wichita State 5
USF 7, Wichita State 2

2019
Clearwater, Fla.
Wichita State 6, ECU 2
UConn 9, Wichita State 7
Wichita State 12, ECU 5
UConn 8, Wichita State 3

2021
Clearwater, Fla.
USF 7, Wichita State 2
Wichita State 5, Houston 3
Tulane 12, Wichita State 2 [7 inn.]

2022
Clearwater, Fla.
Houston 10, Wichita State 7
UCF 12, Wichita State 4

1978-2017: Missouri Valley Conference
2018-present: American Athletic Conference

Shockers in the Conference Tournament

Conference Tournament Appearances: 44

Conference Tournament Championships: 17 [1980,1982,1985,1987,1988,1991,1992,1993,1998,1999,2000,2002,2003,2004,2005,2008,2009]

Conference Tournament Record: 104-60-1 [.630]

Conference Championship Record: 17-8 [.680]

	at Wichita	at Omaha	at Terre Haute	at Carbondale	at Springfield	at Evansville	at Springfield	at Mo.	at Normal	at Clearwater	Total
Bradley	8-3	1-0	0-1	-	1-0	--	-	-	-	-	10-4
Creighton	12-5-1	0-1	-	-	0-1	1-0	1-1	-	-	-	14-8-1
Illinois St.	7-3	-	0-2	2-0	-	1-0	-	-	-	-	10-5
Indiana St.	13-4	3-1	1-1	2-3	-	--	1-0	-	-	-	20-9
No. Iowa	3-1	-	-	-	-	--	-	-	-	-	3-1
So. Illinois	15-5	0-1	3-0	1-1	-	--	3-1	0-1	-	-	22-9
Missouri St.	9-6	-	-	-	-	1-0	1-2	-	-	-	11-8
Tulsa	0-1	1-1	-	-	-	--	-	-	-	-	1-2
Evansville	4-2	1-0	1-0	-	0-1	1-0	1-1	-	-	-	8-4
UCF	-	-	-	-	-	-	-	-	-	0-1	0-1
USF	-	-	-	-	-	-	-	-	-	1-2	1-2
Houston	-	-	-	-	-	-	-	-	-	1-1	1-1
Tulane	-	-	-	-	-	-	-	-	-	0-1	0-1
UConn	-	-	-	-	-	-	-	-	-	0-3	0-3
ECU	-	-	-	-	-	-	-	-	-	2-0	2-0

All-Tournament Honors (since 1985)

1985
1B - Dan Juenke
3B - Dan Raley
SS - Arnie Beyeler
OF - Shawn Land
P - Ken Greenwood
MVP - Dan Juenke

1986
SS - Arnie Beyeler
OF - Jeff Bonacquist

1987
OF - Tim Raley
OF - Kent Headley
C - Eric Wedge
P - David Haas
MVP - Tim Raley

1988
2B - Mark Standiford
SS - Mike Lansing
C - Eric Wedge
DH - Dan Raley
P - Pat Cedenno
MVP - Mark Standiford

1989
OF - Jim Audley
UT - P.J. Forbes

1991
2B - Billy Hall
SS - Chris Wimmer
OF - Jim Audley
C - Doug Mirabelli
P - Kenzie Steenstra
P - Tyler Green
MVP - Tyler Green

1992
1B - Jason White
C - Doug Mirabelli
UT - Kenzie Steenstra
P - Charlie Giaurone
P - Mike Brandley
MVP - Mike Brandley

1993
1B - Toby Smith
3B - Casey Blake
SS - Jason Adams
DH - Darren Dreifort
P - Jaime Bluma
P - Darren Dreifort
MVP - Darren Dreifort

1994
1B - John Gulick
3B - Casey Blake
OF - Carl Hall

1995
OF - Richie Taylor

1996
1B - Adam McCollough

1997
C - Nathan Reese
3B - Joey Blue
OF - Jeff Ryan

1998
SP - Steve Foral
OF - Joey Blue
3B - Koyie Hill
C - Brian Preston
MVP - Brian Preston

1999
C - Brian Preston
1B - Pat Magness
2B - Blake Blasi
OF - Tim Hayes
P - Jason Krafft
MVP - Kevin Hooper

2000
2B - Blake Blasi
3B - Koyie Hill
OF - Brian Burgamy
P - Adam Peterson
MVP - Brian Burgamy

2002
2B - Brian Burgamy
3B - Brandon Green
OF - Dustin Hawkins
OF - Randy Walter
P - John Tetuan
MVP - Randy Walter

2003
SS - Nick McCoola
3B - Brandon Green
OF - Nick Blasi
OF - Drew Moffitt
P - Mike Pelfrey
P - David Sanders
MVP - David Sanders

2004
SS - Nick McCoola
3B - Brandon Green
OF - Mark Johnson
OF - Drew Moffitt
OF - Nick Blasi
P - Jereme Foster
MVP - Drew Moffitt

2005
UT - Derek Schermerhorn
DH - Danny Jackson
P - Mike Pelfrey
P - Travis Banwart
MVP - Danny Jackson

2006
OF - Blake Hurlbutt

2007
3B - Conor Gillaspie
UT - Derek Schermerhorn
OF - Matt Brown
OF - Andy Dirks

2008
C - Tyler Weber
2B - Josh Workman
SS - Dusty Coleman
3B - Conor Gillaspie
OF - Andy Dirks
OF - Kevin Hall
P - Rob Musgrave
MVP - Conor Gillaspie

2009
C - Cody Lassley
DH - Ryan Jones
UT - Chance Sossamon
OF - Ryan Engrav
P - Jordan Cooper
MVP - Ryan Engrav

2010
OF - Bret Bascue
SP - Tim Kelley

2011
C - Chris O'Brien
OF - Don Lambert

***2013**
2B - Tanner Dearman
3B - Erik Harbutz
UT - Tyler Baker
DH - Johnny Coy
OF - Mikel Mucha
OF - Garrett Bayliff
SP - Kris Gardner
MVP - Garrett Bayliff
*latter vacated

2015
C - Gunnar Troutwine
1B - Ryan Tinkham
OF - Mikel Mucha

2019
OF - David VanVooren
1B - Mason O'Brien

WSU in the NCAA Tournament

1980
Midwest Regional (Tulsa, Okla.)
Missouri 5, Wichita State 4
California 5, Wichita State 1

1981
Atlantic Regional (Clemson, S.C.)
Wichita State 7, Clemson 2
Mississippi St. 5, Wichita State 1
East Tenn. St. 5, Wichita St. 4 [11 inn.]

1982
South Regional (New Orleans, La.)
Wichita State 3, Jackson State 0
Wichita State 7, New Orleans 0
Wichita State 8, New Orleans 1
[Championship game]
College World Series (Omaha, Neb.)
Wichita St. 7, Cal State Fullerton 0
Miami, Fla. 4, Wichita State 3
Wichita State 13, Oklahoma St. 2
Wichita State 8, Texas 4
Miami, Fla. 9, Wichita State 3
[Championship game]

1983
Midwest Regional (Stillwater, Okla.)
Oklahoma State 9, Wichita State 2
Wichita State 6, Arkansas 2
Oral Roberts 6, Wichita State 5

1985
Midwest Regional (Stillwater, Okla.)
Wichita State 12, Oral Roberts 1
Oklahoma St. 15, Wichita State 8
Wichita State 15, Oral Roberts 14
Wichita State 7, Oklahoma St. 2
Oklahoma State 10, WSU 6
[Championship game]

1987
West I Regional (Palo Alto, Calif.)
Wichita St. 4, UC-Santa Barbara 3
Washington St. 4, Wichita State 3
Oral Roberts 11, Wichita State 4

1988
Midwest Regional (Stillwater, Okla.)
Wichita State 6, SW Louisiana 2
Wichita St. 10, Loyola-Marymount 6
Wichita State 8, Oklahoma St. 5
Oklahoma St. 12, Wichita State 7
Wichita St. 15, Oklahoma St. 5
[Championship game]
College World Series (Omaha, Neb.)
Wichita State 5, Florida 4
Wichita State 7, Arizona State 4
Arizona St. 4, Wichita St. 3 [10 inn.]
Arizona State 19, Wichita State 1

1989
West II Regional (Fresno, Calif.)
Wichita State 4, Portland 0
Wichita State 12, Pepperdine 1
Michigan 14, Wichita State 5
Wichita State 6, Fresno State 4
Wichita State 3, Michigan 2
Wichita State 9, Michigan 5
[Championship game]
College World Series (Omaha, Neb.)
Wichita State 3, Arkansas 1
Florida State 4, Wichita State 2
Wichita State 8, Arkansas 4
Wichita State 7, Florida State 4
Wichita State 12, Florida State 9
Wichita State 5, Texas 3
[Championship game]

1990
Midwest Regional (Wichita, Kan.)
Georgia So. 4, Wichita St. 2 [13 inn.]
Wichita State 7, Arkansas 6
UCLA 7, Wichita State 5

1991
Midwest Regional (Wichita, Kan.)
Wichita State 10, East Carolina 5
Wichita State 13, Baylor 7
Wichita State 8, California 1
Wichita State 11, California 5
[Championship game]
College World Series (Omaha, Neb.)
Wichita State 8, Long Beach St. 5
Wichita St. 3, Creighton 2 [12 inn.]
Wichita State 11, Creighton 3
Louisiana State 6, Wichita State 3
[Championship game]

1992
Midwest Regional (Wichita, Kan.)
Wichita St. 9, George Washington 0
Wichita State 3, Arizona State 1
Wichita State 5, Oklahoma St. 0
Wichita State 5, Oklahoma St. 2
[Championship game]
College World Series (Omaha, Neb.)
Pepperdine 6, Wichita State 0
Oklahoma 8, Wichita State 4

1993
Atlantic Regional (Atlanta, Ga.)
Wichita State 14, Ohio State 5
Wichita State 3, South Carolina 2
Wichita St. 5, Georgia Tech 4 [10 inn.]
Ohio State 8, Wichita State 6
Wichita State 5, Ohio State 3
[Championship game]
College World Series (Omaha, Neb.)
Wichita St. 4, Arizona St. 3 [11 inn.]
Wichita State 7, Texas 6
Wichita State 10, Oklahoma St. 4
Louisiana St. 8, Wichita State 0
[Championship game]

Regional Appearances:	27
Regional Championships:	9
[1982 South, 1988 Midwest, 1989 West II, 1991 Midwest, 1992 Midwest, 1993 Atlantic, 1996 Midwest, 2007 Wichita, 2008 Stillwater]	
Regional Record:	57-40 [.588]
Super Regional Appearances:	2
Super Regional Record:	1-4
College World Series Appearances:	7
CWS Championships:	1 [1989]
CWS Record:	16-11 [.593]
NCAA Tournament Record:	74-55 [.574]

1994
Midwest Regional (Wichita, Kan.)
Santa Clara 2, Wichita State 1
Georgia Tech 13, Wichita State 1

1995
Midwest Regional (Wichita, Kan.)
Lamar 13, Wichita State 11
Wichita State 6, Providence 2
Lamar 4, Wichita State 1

1996
Midwest Regional (Wichita, Kan.)
Wichita State 4, Indiana 0
Wichita State 9, Missouri 2
Wichita St. 6, Cal State Fullerton 1
Wichita State 16, Rice 6
College World Series (Omaha, Neb.)
Louisiana St. 9, Wichita State 8
Florida State 8, Wichita State 4

1997
South Regional (Tuscaloosa, Ala.)
North Carolina St. 10, Wichita St. 9
Alabama 6, Wichita State 2

1998
Midwest Regional (Wichita, Kan.)
Wichita St. 7, SE Missouri St. 4
Arkansas 3, Wichita State 2
Arizona St. 6, Wichita State 4

1999
Wichita Regional (Wichita, Kan.)
Wichita State 13, Oral Roberts 5
Wichita State 4, UCLA 2
Oklahoma St. 11, Wichita State 8
Oklahoma St. 7, Wichita State 6

2000
Minnesota Regional (Minneapolis, Minn.)
Minnesota 10, Wichita State 7
Wichita State 15, Butler 5
Wichita State 5, Minnesota 1
Nebraska 8, Wichita State 1
[Championship game]

2002
Wichita Regional (Wichita, Kan.)
Oral Roberts 6, Wichita State 1
Wichita State 8, Oklahoma 4
Oral Roberts 15, Wichita State 8

2003
Houston Regional (Houston, Texas)
Wichita State 4, Mississippi 2
Rice 10, Wichita State 1
Wichita State 5, Mississippi 4
Rice 5, Wichita State 2
[Championship game]

2004
Fayetteville Regional (Fayetteville, Ark.)
Wichita State 3, Missouri 0
Wichita State 4, Arkansas 3 [11 inn.]
Arkansas 11, Wichita State 9
Arkansas 4, Wichita State 3
[Championship game]

2005
Knoxville Regional (Knoxville, Tenn.)
Winthrop 2, Wichita State 1
Wichita State 5, Austin Peay State 1
Wichita State 3, Winthrop 2
Tennessee 12, Wichita State 2
[Championship game]

2006
Norman Regional (Norman, Okla.)
Wichita State 2, Houston 1
Wichita State 18, TCU 8
Oklahoma 12, Wichita State 7
Oklahoma 7, Wichita State 6
[Championship game]

2007
Wichita Regional (Wichita, Kan.)
New Orleans 7, Wichita State 6
Wichita State 11, Oral Roberts 4
Wichita State 7, New Orleans 3
Wichita State 4, Arizona 3
Wichita State 3, Arizona 0
[Championship Game]
Wichita Super Regional (Wichita, Kan.)
UC Irvine 1, Wichita State 0
UC Irvine 3, Wichita State 2

2008
Stillwater Regional (Stillwater, Okla.)
Wichita State 8, TCU 5
Wichita State 5, Oklahoma State 3
Wichita St. 11, Oklahoma St. 7 [10 inn.]
[Championship Game]
Tallahassee Super Regional (Tallahassee, Fla.)
Wichita State 10, Florida State 7
Florida State 14, Wichita State 4
Florida State 11, Wichita State 4

2009
Norman Regional (Norman, Okla.)
Oklahoma 5, Wichita State 4
Washington State 3, Wichita State 2

***2013**
Manhattan Regional (Manhattan, Kan.)
Kansas State 20, Wichita State 11
Arkansas 3, Wichita State 1
*later vacated

WSU vs. All-Time NCAA Opponents

	Regional	Super	CWS	Total
Alabama	0-1	-	-	0-1
Arizona	2-0	-	-	2-0
Arizona State	1-1	-	2-2	3-3
Arkansas	3-3	-	2-0	5-3
Austin Peay	1-0	-	-	1-0
Baylor	1-0	-	-	1-0
Butler	1-0	-	-	1-0
Cal-Santa Barbara	1-0	-	-	1-0
Cal State Fullerton	1-0	-	1-0	2-0
UC Irvine	-	0-2	-	0-2
California	2-1	-	-	2-1
Clemson	1-0	-	-	1-0
Creighton	-	-	2-0	2-0
East Carolina	1-0	-	-	1-0
East Tennessee St.	0-1	-	-	0-1
Florida	-	-	1-0	1-0
Florida State	-	1-2	2-2	3-4
Fresno State	1-0	-	-	1-0
George Washington	1-0	-	-	1-0
Georgia Southern	0-1	-	-	0-1
Georgia Tech	1-1	-	-	1-1
Houston	1-0	-	-	1-0
Indiana	1-0	-	-	1-0
Jackson State	1-0	-	-	1-0
Lamar	0-2	-	-	0-2
Long Beach State	-	-	1-0	1-0
Louisiana State	-	-	0-3	0-3

	Regional	Super	CWS	Total
Loyola-Marymount	1-0	-	-	1-0
Miami	-	-	0-2	0-2
Michigan	2-1	-	-	2-1
Minnesota	1-1	-	-	1-1
Mississippi	2-0	-	-	2-0
Mississippi State	0-1	-	-	0-1
Missouri	2-1	-	-	2-1
Nebraska	0-1	-	-	0-1
New Orleans	3-1	-	-	3-1
North Carolina St.	0-1	-	-	0-2
Ohio State	2-1	-	-	2-1
Oral Roberts	3-4	-	-	3-4
Oklahoma	1-3	-	0-1	1-4
Oklahoma State	7-6	-	2-0	9-6
Pepperdine	1-0	-	0-1	1-1
Portland	1-0	-	-	1-0
Providence	1-0	-	-	1-0
Rice	1-2	-	-	1-2
Santa Clara	0-1	-	-	0-1
South Carolina	1-0	-	-	1-0
Southeast Mo. St.	1-0	-	0-0	1-0
Southwestern La.	1-0	-	-	1-0
Tennessee	0-1	-	-	0-1
Texas	-	-	3-0	3-0
TCU	2-0	-	-	2-0
UCLA	1-1	-	-	1-1
Washington State	0-2	-	-	0-2
Winthrop	1-1	-	-	1-1

Postseason Honors

All-Americans

American Baseball Coaches Association

Year	Player	Pos	Team
1991	Kennie Steenstra	P	1st
	Billy Hall	2B	3rd
1992	Darren Dreifort	P	1st
	Doug Mirabelli	C	2nd
	Todd Dreifort	OF	3rd
	Charlie Giadrone	P	2nd
	Scot McCloughan	DH	3rd
1993	Darren Dreifort	P	1st
1994	Shane Dennis	P	1st
1995	Mike Drumright	P	3rd
	Braden Looper	P	2nd
1996	Braden Looper	P	1st
	Travis Wyckoff	P/OF	3rd
	Casey Blake	3B	2nd
1998	Jeff Ryan	OF	1st
	Pat Magness	1B	2nd
	Zach Sorensen	SS	2nd
	Marc Bluma	P	3rd
2000	Blake Blasi	2B	3rd
2002	Brian Burgamy	2B	3rd
	John Tetuan	SP	3rd
2004	Mike Pelfrey	SP	2nd
2005	Mike Pelfrey	SP	1st
2006	Damon Sublett	2B	3rd
2008	Conor Gillaspie	3B	3rd
	Andy Dirks	OF	3rd
	Rob Musgrave	P	3rd
2011	Chris O'Brien	C	3rd
2014	Casey Gillaspie	1B	1st
2018	Alec Bohm	3B	2nd

Collegiate Baseball

Year	Player	Pos	Team
1979	Joe Carter	OF	2nd
1980	Joe Carter	OF	1st
1981	Joe Carter	OF	2nd
	Phil Stephenson	1B	1st
1982	Bryan Oelkers	P	3rd
	Phil Stephenson	1B	1st
	Russ Morman	DH	2nd
1983	Russ Morman	1B	3rd
1985	Kevin Penner	OF	3rd
1987	Tim Raley	OF	1st
	David Haas	P	3rd
1988	Mark Standiford	2B	1st
1989	Eric Wedge	C	1st
	Greg Brummett	P	2nd
	Mike Lansing	SS	2nd
	Mike McDonald	OF	2nd
1991	Kennie Steenstra	P	1st
	Billy Hall	2B	1st
	Chris Wimmer	SS	2nd
1992	Darren Dreifort	P	1st
	Chris Wimmer	SS	3rd
	Doug Mirabelli	C	3rd
1993	Darren Dreifort	P	2nd
	Joey Jackson	2B	2nd
1994	Shane Dennis	P	1st
	Carl Hall	OF	3rd
1995	Jason Adams	SS	1st
	Mike Drumright	P	2nd
	Braden Looper	P	3rd
1996	Braden Looper	P	1st
	Travis Wyckoff	P/OF	1st
	Casey Blake	3B	3rd
1998	Jeff Ryan	OF	1st
	Pat Magness	1B	1st
	Zach Sorensen	SS	3rd
	Marc Bluma	P	2nd
1999	Marc Bluma	P	3rd
2000	Pat Magness	1B	3rd
2002	John Tetuan	SP	1st
	Brian Burgamy	2B	3rd
2004	Mike Pelfrey	SP	2nd
	Logan Sorensen	1B	2nd
	Brandon Green	3B	3rd
2005	Mike Pelfrey	SP	1st
2006	Aaron Shafer	SP	3rd
2008	Rob Musgrave	SP	2nd
	Conor Gillaspie	3B	3rd
	Anthony Capra	SP	3rd
2010	Jordan Cooper	SP	3rd
2011	Chris O'Brien	C	2nd
	Charlie Lowell	SP	3rd
2014	Casey Gillaspie	1B	1st

McDonald's

Year	Player	Pos	Team
1979	Joe Carter	OF	1st

The Sporting News

Year	Player	Pos	Team
1980	Joe Carter	OF	1st
1981	Joe Carter	OF	1st
	Phil Stephenson	1B	1st
1983	Russ Morman	1B	1st
1992	Darren Dreifort	P	1st
1993	Darren Dreifort	P	1st
1998	Jeff Ryan	OF	1st
	Pat Magness	1B	1st
	Zach Sorensen	SS	2nd

Baseball Bulletin

Year	Player	Pos	Team
1980	Joe Carter	OF	1st
	Mike Davis	3B	1st
1981	Joe Carter	OF	1st
	Phil Stephenson	1B	1st

All-America Baseball News

Year	Player	Pos	Team
1981	Joe Carter	OF	1st
	Phil Stephenson	1B	1st
	Jim Thomas	2B	2nd
1982	Don Heinkel	P	1st
	Charlie O'Brien	C	1st
	Bryan Oelkers	P	1st
	Phil Stephenson	1B	1st
	Russ Morman	DH	2nd
	Erik Sonberg	P	2nd
	Jim Thomas	2B	3rd

Baseball America

Year	Player	Pos	Team
1983	Russ Morman	1B	1st
	Erik Sonberg	SP	3rd
1987	Tim Raley	OF	2nd
	David Haas	SP	3rd
1988	Mark Standiford	2B	2nd
1989	Eric Wedge	C	2nd
1991	Kennie Steenstra	SP	1st
	Chris Wimmer	SS	2nd
	Doug Mirabelli	C	3rd
1992	Darren Dreifort	RP	1st
	Chris Wimmer	SS	2nd
	Todd Dreifort	OF	2nd
1993	Darren Dreifort	RP	1st
1994	Shane Dennis	SP	3rd
1995	Jason Adams	SS	2nd
	Mike Drumright	SP	3rd
	Casey Blake	3B	3rd
1996	Braden Looper	RP	1st
	Casey Blake	3B	2nd
1998	Jeff Ryan	OF	2nd
	Pat Magness	1B	2nd
	Zach Sorensen	SS	2nd
	Marc Bluma	RP	2nd
2002	Brian Burgamy	2B	2nd
2004	Mike Pelfrey	SP	2nd
2005	Mike Pelfrey	SP	2nd
2006	Damon Sublett	2B	3rd
2008	Rob Musgrave	SP	1st
	Conor Gillaspie	3B	2nd
2014	Casey Gillaspie	1B	1st
2018	Alec Bohm	DH	2nd

Sports Weekly

Year	Player	Pos	Team
1998	Jeff Ryan	OF	1st
	Pat Magness	1B	1st
2002	Brian Burgamy	2B	2nd
2004	Mike Pelfrey	SP	2nd
2005	Mike Pelfrey	SP	2nd

College Baseball Insider

Year	Player	Pos	Team
1999	Marc Bluma	P	1st
	Kevin Hooper	2B	1st

CollegeBaseballInsider.com

Year	Player	Pos	Team
2004	Mike Pelfrey	SP	2nd

College Baseball Foundation

Year	Player	Pos	Team
2006	Damon Sublett	UT	1st

College Baseball Lineup

Year	Player	Pos	Team
2010	Jordan Cooper	SP	2nd

Perfect Game

Year	Player	Pos	Team
2014	Casey Gillaspie	1B	1st

D1Baseball

Year	Player	Pos	Team
2018	Alec Bohm	3B	3rd

National Collegiate Baseball Writers Assoc.

Year	Player	Pos	Team
1996	Ben Thomas	P/DH	3rd
1998	Jeff Ryan	OF	1st
	Pat Magness	1B	1st
	Marc Bluma	P	3rd
	Kevin Hooper	2B	2nd
1999	Marc Bluma	P	3rd
	Kevin Hooper	2B	1st
	Pat Magness	1B	2nd
2004	Mike Pelfrey	SP	3rd
2005	Mike Pelfrey	SP	1st
2006	Damon Sublett	UT	3rd
2008	Rob Musgrave	SP	2nd
	Anthony Capra	SP	3rd
2010	Jordan Cooper	SP	3rd
2011	Chris O'Brien	C	1st
2014	Casey Gillaspie	1B	1st
2018	Alec Bohm	3B	3rd

Freshman All-Americans

Baseball America

Year	Player	Pos	Team
1984	Tim Raley	OF	1st
1985	David Haas	P	1st
	Mark Standiford	2B	2nd
	Dan Raley	3B	2nd
1990	Doug Mirabelli	C	2nd
	Chris Wimmer	LF	2nd
	Kennie Steenstra	P	2nd
1991	Darren Dreifort	P	1st
1992	Richie Taylor	OF	1st
1993	Casey Blake	3B	1st
1995	Ben Thomas	1B	2nd
1999	Ben Keiter	P	3rd
2001	Brandon Green	SS	2nd
2003	Mike Pelfrey	SP	1st
2006	Aaron Shafer	SP	1st
2009	Jordan Cooper	SP	2nd
2016	Greyson Jenista	1B	2nd
2021	Jace Kaminska	SP	2nd

Collegiate Baseball

Year	Player	Pos	Team
1989	Darrin Paxton	P	1st
1992	Richie Taylor	OF	1st
1993	Casey Blake	3B	1st
1996	Marc Bluma	P	1st
	Kevin Hooper	2B	1st
1999	Ben Keiter	P	1st
2001	Logan Sorensen	1B	1st
2003	Mike Pelfrey	SP	1st
	Steve Uhlmansiek	SP	1st
2004	Kris Johnson	SP	1st
2005	Damon Sublett	UT	1st
	Travis Banwart	SP	1st
2006	Aaron Shafer	SP	1st
	Conor Gillaspie	3B	1st
	Josh Workman	DH	1st
2009	Jordan Cooper	SP	1st
	Charlie Lowell	SP	1st
2010	Johnny Coy	1B	1st
2011	Cale Elam	RP	1st
2012	Kris Gardner	SP	1st
	A.J. Ladwig	RP	1st
	Casey Gillaspie	DH	1st
2013	Garrett Brummett	SP	1st
2014	Sam Tewes	SP	1st
2016	Greyson Jenista	1B	1st
	Dayton Dugas	OF	1st
	Alec Bohm	DH	1st
2018	Liam Eddy	SP	1st
2020	Couper Cornblum	OF	1st
2021	Jace Kaminska	SP	1st

Postseason Honors

D1Baseball			
Year	Player	Pos	Team
2021	Jace Kaminska	SP	1st

National Collegiate Baseball Writers Assoc.

Year	Player	Pos	Team
2009	Jordan Cooper	SP	2nd
	Charlie Lowell	SP	2nd
2011	Cale Elam	RP	1st
2021	Jace Kaminska	SP	2nd

Perfect Game

Year	Player	Pos	Team
2021	Jace Kaminska	SP	1st

College Baseball Lineup

Year	Player	Pos	Team
2009	Jordan Cooper	SP	2nd
	Charlie Lowell	SP	2nd
2010	Johnny Coy	1B	3rd

National Player-of-the-Year

The Sporting News

Year	Player	Pos
1981	Joe Carter	OF

All-America Baseball News

Year	Player	Pos
1981	Joe Carter	OF
1982	Phil Stephenson	1B

R.E. "Bob" Smith Award

Year	Player	Pos
1989	Eric Wedge (finalist)	C
1991	Kennie Steenstra (finalist)	P
1992	Darren Dreifort (finalist)	P
1993	Darren Dreifort	P

Golden Spikes Award

Year	Player	Pos
1981	Joe Carter (finalist)	OF
1982	Phil Stephenson (finalist)	1B
1989	Eric Wedge (finalist)	C
1991	Kennie Steenstra (finalist)	P
1992	Darren Dreifort (finalist)	P
1993	Darren Dreifort	P
1996	Braden Looper (finalist)	P

Senior CLASS Award

Year	Player	Pos
2008	Rob Musgrave (finalist)	P

Johnny Bench Award

Year	Player	Pos
2011	Chris O'Brien (finalist)	C

NCAA Pitcher-of-the-Year

All-America Baseball News

Year	Player	Pos
1982	Bryan Oelkers	P

NCAA Coach-of-the-Year

All-America Baseball News

Year	Coach
1982	Gene Stephenson

The Sporting News

Year	Coach
1989	Gene Stephenson

American Baseball Coaches Association

Year	Coach
1989	Gene Stephenson

Baseball America

Year	Coach
1993	Gene Stephenson

College Baseball Hall of Fame

Player	Year Inducted
Phil Stephenson	2007
Joe Carter	2009
Darren Dreifort	2009

Don Heinkel	2010
Gene Stephenson	2014

Collegiate Baseball Player-of-the-Century

Player	Pos.
Phil Stephenson	1B

Missouri Valley Conference Hall of Fame

Player
Joe Carter
Phil Stephenson
Darren Dreifort
Eric Wedge

NCBWA District Player-of-the-Year

Year	Player	Pos
2011	Chris O'Brien	C
2014	Casey Gillaspie	1B

Missouri Valley Conference Coach-of-the-Year

Year	Coach
1980	Gene Stephenson
1982	Gene Stephenson
1985	Gene Stephenson
1987	Gene Stephenson
1988	Gene Stephenson
1989	Gene Stephenson
1991	Gene Stephenson
1992	Gene Stephenson
1994	Gene Stephenson
1996	Gene Stephenson
1998	Gene Stephenson

Missouri Valley Conference Joe Carter Player-of-the-Year

Year	Player	Pos
1980	Joe Carter	OF
1981	Joe Carter	OF
1982	Phil Stephenson	1B
1983	Russ Morman	OF
1985	Ken Greenwood	P
1987	Tim Raley	OF
1989	Eric Wedge	C
1994	Carl Hall	OF
1996	Casey Blake	3B
1998	Jeff Ryan	OF
2000	Blake Blasi	2B
2002	Brian Burgamy	2B
2004	Logan Sorensen	1B
	Brandon Green	3B
2006	Damon Sublett	2B/P
2011	Chris O'Brien	C
2014	Casey Gillaspie	1B

MVC Pitcher-of-the-Year

Year	Player	Pos
1988	David Haas	P
1989	Greg Brummett	P
1991	Kennie Steenstra	P
1993	Darren Dreifort	P
1994	Shane Dennis	P
1995	Mike Drumright	P
1998	Marc Bluma	P
2002	John Tetuan	P
2004	Mike Pelfrey	P
2005	Mike Pelfrey	P
2006	Aaron Shafer	P
2010	Jordan Cooper	P
2011	Charlie Lowell	P

MVC Freshman-of-the-Year

Year	Player	Pos
2003	Mike Pelfrey	P
2005	Damon Sublett	2B/P

2006	Aaron Shafer	P
2016	Greyson Jenista	1B

MVC Newcomer-of-the-Year

Year	Player	Pos
2010	Preston Springer	DH
2013	*Brandon Peterson	RP

*later vacated

National Academic Athlete-of-the-Year (CoSIDA)

Year	Player	Pos
1992	Charlie Gaudrone	P
1995	Mike Drumright	P

Academic All-Americans (CoSIDA)

Year	Player	Pos	Team
1982	Don Heinkel	P	1st
	Phil Stephenson	1B	2nd
1983	Tim Gaskell	OF	1st
1990	Jeff Bluma	P	1st
1991	Kennie Steenstra	P	1st
	Charlie Gaudrone	P	2nd
1992	Charlie Gaudrone	P	1st
	Kennie Steenstra	P	2nd
1994	Casey Blake	3B	2nd
	Mike Drumright	P	3rd
1995	Casey Blake	3B	1st
	Mike Drumright	P	1st
1996	Casey Blake	3B	1st
1998	Zach Sorensen	SS	1st
	Marc Bluma	P	1st
	Pat Magness	1B	2nd
1999	Marc Bluma	P	2nd
2003	Mark Johnson	OF	2nd
	Bryan Erstad	DH	2nd
2004	Mark Johnson	OF	1st
	Tommy Hottovy	P	2nd
	Brandon Green	IF	2nd
	Nick Blasi	OF	2nd
2005	Joe Muich	C	3rd
	Phil Napolitan	OF	3rd
2008	Rob Musgrave	P	1st
2010	Jordan Cooper	P	2nd

MVC All-Centennial Team

Player	Pos
Gene Stephenson	Coach
Phil Stephenson	1B
Blake Blasi	2B
Kevin Hooper	2B
Doug Mirabelli	C
Eric Wedge	C
Casey Blake	3B
Koyie Hill	3B
Mike Lansing	SS
Zach Sorensen	SS
Damon Sublett	UT
Travis Wyckoff	UT
Darren Dreifort	DH
Drew Moffitt	DH
Joe Carter	OF
Carl Hall	OF
Jeff Ryan	OF
Brandon Baird	SP
Greg Brummett	SP
Shane Dennis	SP
Mike Drumright	SP
David Haas	SP
Don Heinkel	SP
Bryan Oelkers	SP
Mike Pelfrey	SP
Kennie Steenstra	SP
Jaime Bluma	RP
Marc Bluma	RP
Darren Dreifort	RP
Braden Looper	RP
Jim Newlin	RP

Postseason Honors

Pizza Hut Shocker Sports Hall of Fame Baseball Inductees

Player	Year Inducted
Don Lock	1980
Lindsay Austin	1980
Jimmy Nutter	1980
Strong Hinman	1981
Ed Kriwiel	1981
Ray Morrison	1982
Hap Houlik	1985
Jim Klisanin	1987
Joe Carter	1988
Don Heinkel	1989
Phil Stephenson	1989
Lanny Van Eman	1989
Russ Morman	1993
Mark Standiford	1994
Greg Brummett	1995
Charlie O'Brien	1995
Dick Sanders	1995
Erik Sonberg	1995
David Haas	1996
Eric Wedge	1996
Jim Newlin	1997
Kennie Steenstra	1999
Darren Dreifort	2000
Jaime Bluma	2001
Doug Mirabelli	2002
Bryan Oelkers	2003
Casey Blake	2003
Braden Looper	2003
Shane Dennis	2004
Jim Thomas	2004
Kevin Hooper	2005
Jeff Ryan	2005
Zach Sorensen	2005
Marc Bluma	2006
Chris Wimmer	2006
Mike Lansing	2007
Jason Adams	2008
Pat Magness	2008
Tim Raley	2011
Travis Wyckoff	2011
Carl Hall	2012
Mike Pelfrey	2012
Todd Dreifort	2014
Mike Drumright	2015
Conor Gillaspie	2016
Brian Burgamy	2018
Gene Stephenson	2019
Brent Kemnitz	2022
Casey Gillaspie	2023

WSU 25-Year Anniversary Team

Player	Pos
Don Heinkel	SP
Kennie Steenstra	SP
Greg Brummett	SP
Darren Dreifort	RP
Jaime Bluma	RP
Eric Wedge	C
Phil Stephenson	1B
Jim Thomas	2B
Casey Blake	3B
Mike Lansing	SS
Joe Carter	OF
Todd Dreifort	OF
Carl Hall	OF
Travis Wyckoff	UT
Darren Dreifort	DH

College World Series MVP

Year	Player	Pos
1989	Greg Brummett	P

College World Series All-Tournament Team

Year	Player	Pos
1982	Bryan Oelkers	P
	Russ Morman	DH
	Loren Hibbs	OF
	Tim Gaskell	OF

	Jim Thomas	2B
1988	Mark Standiford	2B
1989	Greg Brummett	P
	Eric Wedge	C
	Pat Meares	SS
	Jim Audley	OF
	Todd Dreifort	OF
	Jim Newlin	P
1991	Jim Audley	OF
	Kennie Steenstra	P
1993	Jason Adams	SS
	Casey Blake	3B

NCAA Regional Most Valuable Player

Year	Player	Pos	Reg.
1982	Charlie O'Brien	C	South
1989	Eric Wedge	C	West II
1991	Billy Hall	2B	MW
1992	Kennie Steenstra	P	MW
1993	Darren Dreifort	P/DH	Atlantic
1996	Brandon Baird	P	MW
2007	Derek Schermerhorn	1B	Wichita
2008	Conor Gillaspie	3B	Stillwater

NCAA Regional All-Tournament

Year	Player	Pos	Reg.
1982	Charlie O'Brien	C	South
	Bryan Oelkers	P	
	Phil Stephenson	1B	
	Jim Thomas	2B	
	Kevin Penner	OF	
	Don Heinkel	P	
1983	Mark Grogan	3B	MW
1985	Dan Juenke	1B	MW
	Mark Grogan	2B	
	Arnie Beyeler	SS	
	Mark Standiford	DH	
	David Haas	P	
	Rich McIntyre	P	
1988	Mike McDonald	1B	MW
	Mark Standiford	2B	
	Jeff Bonacquista	OF	
	Pat Cedenno	P	
	Shane Durham	P	
1989	Eric Wedge	C	West
	Bryant Winslow	1B	
	Pat Cedenno	P	
	Jim Newlin	P	
1990	Mike Lansing	SS	MW
	Scot McCloughan	DH	
1991	Billy Hall	2B	MW
	Chris Wimmer	SS	
	Todd Dreifort	OF	
	Jim Audley	OF	
	Kennie Steenstra	P	
	Darrin Paxton	P	
1992	Kennie Steenstra	P	MW
	Darren Dreifort	P	
	Richie Taylor	OF	
	Doug Mirabelli	C	
	Chris Wimmer	SS	
	Todd Dreifort	OF	
1993	Darren Dreifort	P/DH	Atlantic
	Toby Smith	1B	
	Joey Jackson	2B	
	Jason Adams	SS	
	Casey Blake	3B	
1995	Ben Thomas	1B	MW
	Richie Taylor	OF	
1996	Brandon Baird	P	MW
	Steve Foral	P	
	Kevin Hooper	2B	
	Jeff Ryan	DH	
	Travis Wyckoff	OF	
1999	Tim Hayes	OF	Wichita
	Koyie Hill	3B	
	Kevin Hooper	SS	
	Brian Preston	C	
2000	Brian Burgamy	OF	Minn.
	Dustin Hawkins	OF	
	Pat Magness	1B	
	Koyie Hill	3B	
2002	Brian Burgamy	2B	Wichita
2003	Nick Blasi	OF	Houston
	Cody Clark	C	

2004	Shawn Smarsh	2B	Fayetteville
	Nick McCoola	SS	
	Nick Blasi	OF	
	Mike Pelfrey	SP	
2005	Tyler Hill	1B	Knoxville
	Damon Sublett	2B	
	Phil Napolitan	OF	
2006	Conor Gillaspie	3B	Norman
	Brandon Hall	C	
	Blake Hurlbutt	OF	
	Aaron Shafer	SP	
2007	Tyler Weber	C	Wichita
	Derek Schermerhorn	1B	
	Conor Gillaspie	3B	
	Dusty Coleman	SS	
	Josh Workman	DH	
	Andy Dirks	OF	
	Travis Banwart	SP	
2008	Conor Gillaspie	3B	Stillwater
	Andy Dirks	OF	
	Clint McKeever	DH	
	Aaron Shafer	SP	
2009	Will Baez	2B	Norman
2013	*Johnny Coy	DH	Manhattan

*later vacated

All-Midwest Region (ABCA)

Year	Player	Pos	Team
1978	Bob Bomerito	3B	
1979	Joe Carter	OF	
1980	Joe Carter	OF	
	Mike Davis	3B	
1981	Joe Carter	OF	
	Phil Stephenson	1B	
	Jim Thomas	SS	
1982	Don Heinkel	P	
	Loren Hibbs	OF	
	Charlie O'Brien	C	
	Bryan Oelkers	P	
	Phil Stephenson	1B	
1983	Loren Hibbs	OF	
	Russ Morman	1B	
	Kevin Penner	OF	
	Erik Sonberg	P	
	Jim Spring	2B	
1984	Loren Hibbs	OF	
1987	Tim Raley	OF	
	David Haas	P	
1988	Mark Standiford	2B	
	David Haas	P	
1989	Eric Wedge	C	
	Greg Brummett	P	
	Mike McDonald	OF	
	Mike Lansing	SS	
1990	Darrin Paxton	P	
	Kennie Steenstra	P	
1991	Kennie Steenstra	P	1st
	Billy Hall	2B	1st
	Jim Audley	CF	1st
	Chris Wimmer	SS	2nd
	Doug Mirabelli	C	2nd
	Tyler Green	P	2nd
1992	Charlie Giaudrone	P	1st
	Todd Dreifort	OF	1st
	Doug Mirabelli	C	1st
	Scot McCloughan	DH	1st
	Darren Dreifort	P	1st
	Chris Wimmer	SS	2nd
1993	Joey Jackson	2B	1st
	Darren Dreifort	P	1st
	Toby Smith	1B	2nd
	Richie Taylor	OF	2nd
	Darren Dreifort	DH	2nd
	Mike Brandley	P	2nd
	Jaime Bluma	P	2nd
1994	Shane Dennis	P	1st
	Jaime Bluma	P	1st
	Carl Hall	OF	1st
	Jason Adams	SS	2nd
	Casey Blake	3B	2nd
1995	Jason Adams	SS	1st
	Mike Drumright	P	1st
	Braden Looper	P	1st
	Casey Blake	3B	2nd
	Richie Taylor	OF	2nd
	Brandon Baird	P	2nd
1996	Casey Blake	3B	1st
	Braden Looper	RP	1st

Postseason Honors

	Travis Wyckoff	RP	1st
	Ben Thomas	1B	2nd
1997	Jason Krafft	SP	1st
	Kevin Hooper	2B	2nd
	Zach Sorensen	SS	2nd
	Jeff Ryan	3B	2nd
	Steve Foral	SP	2nd
	Ben Thomas	SP	2nd
	Marc Bluma	RP	2nd
1998	Jeff Ryan	OF	1st
	Pat Magness	DH	1st
	Zach Sorensen	SS	1st
	Marc Bluma	RP	1st
	Kevin Hooper	2B	2nd
1999	Marc Bluma	RP	1st
	Kevin Hooper	SS	2nd
2000	Blake Blasi	2B	1st
	Koyie Hill	3B	1st
2002	Brian Burgamy	2B	1st
	John Tetuan	SP	1st
	Dustin Hawkins	OF	2nd
	Drew Moffitt	DH	2nd
2003	Mike Pelfrey	SP	1st
	Drew Moffitt	OF	2nd
2004	Mike Pelfrey	SP	1st
	Drew Moffitt	OF	1st
	Nick Blasi	OF	2nd
	Logan Sorensen	1B	2nd
2005	Mike Pelfrey	SP	1st
	Derek Schermerhorn	3B	2nd
2006	Damon Sublett	2B	1st
	Aaron Shafer	SP	2nd
2008	Conor Gillaspie	3B	1st
	Andy Dirks	OF	1st
	Rob Musgrave	SP	1st
	Aaron Shafer	SP	2nd
	Anthony Capra	SP	2nd
2010	Preston Springer	DH	1st
	Jordan Cooper	SP	2nd
2011	Chris O'Brien	C	1st
	Charlie Lowell	SP	2nd
2014	Casey Gillaspie	1B	1st
2015	Ryan Tinkham	1B	1st
	Sam Hilliard	OF	2nd
2018	Alec Bohm	3B	1st
2022	Brock Rodden	2B	2nd

Rawlings Gold Glove (ABCA)

Year	Player	Pos
2007	Tyler Weber	C
2021	Paxton Wallace	3B

All-Conference

Year	Player	Pos	Team
1978	Bob Bomerito	3B	1st
	Rob Burgess	P	1st
	Larry Groves	P/DH	1st
	Matt Yeager	OF	1st
1979	Joe Carter	OF	1st
	Mike Davis	3B	1st
	Dave Howard	OF	1st
1980	Bob Bomerito	3B	1st
	Joe Carter	OF	1st
	Mike Davis	3B	1st
	Terry Hayes	P	1st
	Don Heinkel	P	1st
	Phil Stephenson	1B	1st
	Jim Thomas	2B	1st
1981	Joe Carter	OF	1st
	Terry Hayes	P	1st
	Don Heinkel	P	1st
	Phil Stephenson	1B	1st
	Jim Thomas	SS	1st
1982	Don Heinkel	P	1st
	Russ Morman	DH	1st
	Charlie O'Brien	C	1st
	Bryan Oelkers	P	1st
	Phil Stephenson	1B	1st
	Jim Thomas	2B	1st
	Loren Hibbs	OF	2nd
	Erik Sonberg	P	2nd
1983	Dave Lucas	SS	1st
	Russ Morman	1B	1st
	Kevin Penner	OF	1st
	Erik Sonberg	P	1st
	Jim Spring	2B	1st
	Loren Hibbs	OF	2nd

	Greg LaFever	P	2nd
	Dave McClure	C	2nd
	Frank Schulte	P	2nd
1984	Arnie Beyeler	SS	1st
	Loren Hibbs	OF	1st
	Greg LaFever	P	1st
	Jim Daniel	P	2nd
	Victor Dunn	3B	2nd
	Ken Greenwood	P	2nd
	Dan Juenke	1B	2nd
	Tim Raley	OF	2nd
1985	Arnie Beyeler	SS	1st
	Ken Greenwood	P	1st
	Dan Juenke	1B	1st
	Kevin Penner	OF	1st
	David Haas	P	2nd
	Shawn Pumphrey	P	2nd
	Dan Raley	3B	2nd
	Tim Raley	DH	2nd
1986	Arnie Beyeler	SS	1st
	Shane Durham	P	1st
	David Haas	P	1st
	Tim Raley	OF	1st
	Mark Standiford	2B	1st
	Kent Headley	OF	2nd
	Rich McIntyre	P	2nd
	Dan Raley	3B	2nd
1987	David Haas	P	1st
	Rick Olivas	DH	1st
	Tim Raley	OF	1st
	Jeff Bonacquista	OF	2nd
	Greg Brummett	P	2nd
	Kent Headley	OF	2nd
	Mark Standiford	2B	2nd
1988	David Haas	P	1st
	Dan Raley	3B	1st
	Mark Standiford	2B	1st
	Jeff Bonacquista	OF	2nd
	Pat Cedenno	P	2nd
	Mike Lansing	SS	2nd
	Eric Wedge	C	2nd
1989	Eric Wedge	C	1st
	Greg Brummett	P	1st
	Mike McDonald	OF	1st
	Mike Lansing	SS	1st
	Pat Cedenno	P	2nd
	Jim Newlin	P	2nd
	P.J. Forbes	2B	2nd
	Bryant Winslow	1B	2nd
	Jim Audley	OF	2nd
1990	Pat Meares	3B	1st
	Doug Mirabelli	C	1st
	Chris Wimmer	LF	1st
	Kennie Steenstra	P	1st
	Mike Lansing	SS	2nd
	P.J. Forbes	2nd	2nd
	Jim Audley	CF	2nd
	Darrin Paxton	P	2nd
	Tyler Green	P	2nd
	Scot McCloughan	DH	2nd
1991	Doug Mirabelli	C	1st
	Jason White	1B	1st
	Billy Hall	2B	1st
	Chris Wimmer	SS	1st
	Jim Audley	CF	1st
	Mike Jones	UT	1st
	Kennie Steenstra	P	1st
	Tyler Green	P	1st
	Todd Dreifort	RF	2nd
	Darren Dreifort	P	2nd
1992	Charlie Giaudrone	P	1st
	Doug Mirabelli	C	1st
	Jason White	1B	1st
	Chris Wimmer	SS	1st
	Scot McCloughan	DH	1st
	Todd Dreifort	OF	1st
	Darren Dreifort	P	1st
	Shane Dennis	P	2nd
1993	Toby Smith	1B	1st
	Joey Jackson	2B	1st
	Richie Taylor	OF	1st
	Jaime Bluma	P	1st
	Darren Dreifort	P	1st
	Adam McCullough	C	2nd
	Darren Dreifort	DH	2nd
	Carl Hall	OF	2nd
	Mike Brandley	P	2nd
1994	Joey Jackson	2B	1st
	Casey Blake	3B	1st

	Jason Adams	SS	1st
	Shane Dennis	P	1st
	Brandon Baird	P	1st
	Jaime Bluma	P	1st
	Richie Taylor	OF	2nd
	Mike Drumright	P	2nd
1995	Jason Adams	SS	1st
	Casey Blake	3B	1st
	Mike Drumright	P	1st
	Brandon Baird	P	1st
	Braden Looper	P	1st
	Travis Wyckoff	P	1st
	Richie Taylor	OF	2nd
	Randy Young	OF	2nd
1996	Casey Blake	3B	1st
	Braden Looper	RP	1st
	Nathan Reese	C	1st
	Ben Thomas	1B	1st
	Steve Foral	SP	2nd
	Adam McCollough	1B	2nd
	Jerry Stine	OF	2nd
	Ben Thomas	SP	2nd
	Travis Wyckoff	RP	2nd
	Randy Young	OF	2nd
1997	Zach Sorensen	SS	1st
	Jason Krafft	SP	1st
	Marc Bluma	RP	1st
	Nathan Reese	C	2nd
	Kevin Hooper	2B	2nd
	Jeff Ryan	UT	2nd
	Brian Preston	DH	2nd
	Casey Davis	OF	2nd
	Ben Thomas	SP	2nd
1998	Jeff Ryan	OF	1st
	Zach Sorensen	SS	1st
	Marc Bluma	RP	1st
	Kevin Hooper	2B	1st
	Pat Magness	DH	1st
	Ben Christensen	SP	1st
	Erich Bryan	SP	2nd
1999	Blake Blasi	2B	1st
	Marc Bluma	RP	1st
	Kevin Hooper	SS	1st
	Pat Magness	1B	1st
	Koyie Hill	3B	2nd
	Brandon Sloan	SP	2nd
2000	Blake Blasi	2B	1st
	Koyie Hill	3B	1st
	Pat Magness	1B	1st
	Greg Bauer	RP	1st
2001	Steve Haines	RP	1st
	Ben Keiter	SP	2nd
	Brian Burgamy	3B	2nd
2002	Brian Burgamy	2B	1st
	John Tetuan	SP	1st
	Drew Moffitt	DH	1st
	Dustin Hawkins	OF	1st
	Tanner Welch	SS	2nd
	Logan Sorensen	1B	2nd
	Mark Johnson	UT	2nd
	Randy Walter	OF	2nd
	David Sanders	SP	2nd
	Mike Dennison	RP	2nd
2003	Logan Sorensen	1B	1st
	Drew Moffitt	OF	1st
	Phil Napolitan	2B	1st
	Mike Pelfrey	SP	1st
	Mike Dennison	RP	1st
	Cody Clark	C	2nd
	Tommy Hottovy	RP	2nd
2004	Logan Sorensen	1B	1st
	Brandon Green	3B	1st
	Drew Moffitt	OF	1st
	Nick Blasi	OF	1st
	Mike Pelfrey	SP	1st
	Tommy Hottovy	RP	1st
	Shawn Smarsh	2B	2nd
	Steve Uhlmansiek	SP	2nd
2005	Mike Pelfrey	SP	1st
	Derek Schermerhorn	UT	1st
	Joe Muich	C	1st
	Phil Napolitan	OF	1st
	Damon Sublett	2B	2nd
2006	Damon Sublett	2B	1st
	Conor Gillaspie	3B	1st
	Matt Brown	OF	1st
	Aaron Shafer	SP	1st
	Josh Workman	DH	2nd
	Noah Booth	RP	2nd

Postseason Honors

2007	Conor Gillaspie	3B	1st
	Matt Brown	OF	1st
	Travis Banwart	SP	1st
	Damon Sublett	2B	2nd
	Derek Schermerhorn	UT	2nd
	Noah Booth	RP	2nd
2008	Conor Gillaspie	3B	1st
	Andy Dirks	OF	1st
	Rob Musgrave	SP	1st
	Anthony Capra	SP	1st
	Josh Workman	2B	2nd
	Dusty Coleman	SS	2nd
	Clint McKeever	DH	2nd
2009	Clint McKeever	1B	1st
	Tim Kelley	SP	2nd
2010	Cody Lassley	C	1st
	Preston Springer	DH	1st
	Bret Bascue	OF	1st
	Jordan Cooper	SP	1st
	Tim Kelley	SP	1st
	Travis Bennett	OF	2nd
2011	Chris O'Brien	C	1st
	Johnny Coy	1B	1st
	Preston Springer	DH	1st
	Charlie Lowell	SP	1st
	Tyler Grimes	SS	2nd
	Cale Elam	RP	2nd
2012	Johnny Coy	DH	1st
	Cale Elam	RP	2nd
2013	*Tyler Baker	UT	1st
	*Brandon Peterson	RP	1st
	Casey Gillaspie	1B	2nd
	Garrett Bayliff	OF	2nd
	Cale Elam	SP	2nd
2014	Casey Gillaspie	1B	1st
	Dayne Parker	UT	1st
	A.J. Ladwig	SP	1st
	Tyler Baker	C	2nd
	Chase Simpson	3B	2nd
	Daniel Kihle	OF	2nd
	Cale Elam	SP	2nd
2015	Sam Hilliard	OF	1st
	Ryan Tinkham	1B	2nd
	Daniel Kihle	OF	2nd
2016	Trey Vickers	SS	1st
	Greyson Jenista	1B	2nd
	Dayton Dugas	OF	2nd
	Alec Bohm	DH	2nd
	Cody Tyler	SP	2nd
2017	Alec Bohm	3B	1st
	Zach Lewis	SP	1st
	Greyson Jenista	1B	2nd
2018	Gunnar Troutwine	C	1st
	Luke Ritter	UT	1st
	Alec Bohm	3B	2nd
2019	Luke Ritter	UT	1st
2021	Iace Kaminska	SP	1st
	Aaron Haase	RP	1st
	Garrett Kocis	1B	1st
	Paxton Wallace	3B	1st
	Corrigan Bartlett	OF	1st
2022	Cameron Bye	SP	1st
	Chuck Ingram	OF	1st
	Brock Rodden	2B	1st

*later vacated

Valley All-Defense Team

Year	Player	Pos
2012	Kevin Hall	OF
2013	Casey Gillaspie	1B
	Garrett Bayliff	OF
2014	Casey Gillaspie	1B
	Tyler Baker	C
	Cale Elam	P
2017	Greyson Jenista	1B

Academic All-Conference (MVC-Only)

Year	Player	Pos
1993	Jaime Bluma	P
	Mike Brandley	P
	Carl Hall	OF
	Richie Taylor	OF
1994	Jaime Bluma	P
	Casey Blake	3B

	Mike Drumright	P
	Carl Hall	OF
	Richie Taylor	OF
1995	Casey Blake	3B
	Chris Bauer	P/2B
	Mike Drumright	P
	Jason Ficken	2B
1996	Casey Blake	3B
	Chris Bauer	P
	Mike Drumright	P
	Jason Ficken	2B
	Mike Brandley	SP
	Braden Looper	RP
1997	Matt Patrick	1B
	Zach Sorensen	SS
	Marc Bluma	RP
	Casey Davis	OF
	Greg Drumright	RP
	Joey Blue	3B
1998	Zach Sorensen	SS
	Marc Bluma	RP
	Ben Christensen	SP
	Greg Drumright	RP
	Matt Patrick	1B
	Greg Bauer	SP
	Casey Davis	OF
	Ben Fogarty	OF
	Pat Magness	DH
	Nate Robertson	RP
1999	Blake Blasi	2B
	Greg Bauer	RP
	Marc Bluma	RP
	Ben Christensen	SP
	Greg Drumright	RP
	Tim Hayes	OF
	Koyie Hill	3B
	Kevin Hooper	SS
	Ben Keiter	SP
	TyMBER Lee	RP
	Pat Magness	1B
	Brian Preston	C
	Nate Robertson	RP
	Jeff Ryan	OF
	Brandon Sloan	SP
2000	Greg Bauer	RP
	Blake Blasi	2B
	Pat Magness	1B
	Joey Blue	OF
	Ben Keiter	SP
	TyMBER Lee	RP
2001	Ben Keiter	SP
	Justin Maureau	SP
	Brad Wright	DH
	Erich Bryan	SP
	Kent Becker	C
	Eric Absher	OF
2002	Dustin Hawkins	OF
	Logan Sorensen	1B
	David Sanders	SP
	Drew Moffitt	DH
	Tommy Hottovy	RP
	Justin Maureau	RP
2003	Bryan Erstad	OF
	Mark Johnson	OF
	Drew Moffitt	OF
	Tommy Hottovy	RP
	David Sanders	SP
	Logan Sorensen	1B
	Brandon Green	3B
	Joe Muich	C
	Nick McCoola	SS
2004	Nick Blasi	OF
	Tommy Hottovy	RP
	Mark Johnson	OF
	Brandon Green	3B
	Drew Moffitt	OF
	Logan Sorensen	1B
	Joe Muich	C
	Nick McCoola	SS
	Phil Napolitan	OF
	Shawn Smarsh	2B
	Mike Pelfrey	SP
	Steve Uhlmansiek	SP
2005	Joe Muich	C
	Phil Napolitan	OF
	Nick McCoola	SS
	Kenny Waddell	OF
2006	Rob Musgrave	SP

	Kenny Waddell	OF
	Blake Hurlbutt	OF
	Brian Spear	IF
	Tyler Hill	UT
2007	Rob Musgrave	SP
	Aaron Shafer	SP
	Anthony Capra	SP
	Tyler Hill	UT
	Blake Hurlbutt	OF
	Max Hutson	SP
	Noah Krol	UT
	Tyler Weber	C
2008	Rob Musgrave	SP
	Andy Dirks	OF
	Dusty Coleman	SS
	Clint McKeever	DH
2009	Clint McKeever	1B
	Ryan Jones	OF
2010	Bret Bascue	OF
	Logan Hoch	RP
	Cody Lassley	C
	Jordan Cooper	SP
	Kevin Hall	OF
2011	Kevin Hall	OF
2012	Kevin Hall	OF
	Josh Smith	SP
2013	*Brandon Peterson	RP
	Garrett Bayliff	OF
	Casey Gillaspie	1B
2014	Garrett Bayliff	OF
	Tanner Dearman	OF
2015	Ryan Tinkham	1B
2017	Reagan Biechler	RP
	Connor Lungwitz	RP
	Willie Schwanke	DH

*later vacated

International Competition

Intercontinental Cup Tournament

Year	Player
1979	Joe Carter
	Phil Stephenson
1987	Mark Standiford

Pan American Games

Year	Player
1983	Kevin Penner
1991	Kennie Steenstra
	Chris Wimmer

World Youth Baseball Championship

Year	Player
1988	Mike McDonald
	P.J. Forbes
	Mike Jones
	Jeff Bluma
	Craig Marshall

Goodwill Games

Year	Player
1990	Darrin Paxton

Team USA

Year	Player
1991	Kennie Steenstra
	Chris Wimmer
	Darren Dreifort
1994	Casey Blake
1995	Casey Blake
	Braden Looper
1996	Braden Looper
	Casey Blake
1997	Zach Sorensen
1999	Koyie Hill
2004	Mike Pelfrey

Olympic Games

Year	Player
1992	Darren Dreifort
	Chris Wimmer
1996	Braden Looper

Postseason Honors

Wichita State Team Individual Awards

Wichita Eagle Most Valuable Player

Year	Player
1978	Matt Yeager
1979	Matt Yeager
1980	Mike Davis
1981	Phil Stephenson
1982	Charlie O'Brien
1983	Russ Morman
1984	Arnie Beyeler
1985	Ken Greenwood
1986	Terry Elliot
1987	Tim Raley
1988	Mark Standiford
1989	Eric Wedge Jim Newlin
1990	Kennie Steenstra Pat Meares
1991	Kennie Steenstra
1992	Doug Mirabelli
1993	Darren Dreifort
1994	Jason Adams
1995	Jason Adams
1996	Travis Wyckoff
1997	Jeff Ryan
1998	Zach Sorensen
1999	Kevin Hooper
2000	Blake Blasi Koyie Hill
2001	Brian Burgamy
2002	Dustin Hawkins
2003	Mike Pelfrey
2004	Brandon Green
2005	Mike Pelfrey
2006	Aaron Shafer
2007	Derek Schermerhorn
2008	Andy Dirks
2009	Clint McKeever
2010	Cody Lassley
2011	Chris O'Brien
2012	Johnny Coy
2013	Tyler Baker
2014	Casey Gillaspie
2015	Sam Hilliard
2016	Greyson Jenista
2017	Greyson Jenista
2018	Alec Bohm
2019	Jordan Boyer
2021	Paxton Wallace
2022	Brock Rodden

L.C. Harmon Most Outstanding Player

Year	Player
1978	Bob Bomerito
1979	Joe Carter
1980	Joe Carter
1981	Joe Carter
1982	Phil Stephenson
1983	Russ Morman
1984	Tim Raley
1985	Arnie Beyeler Richie Taylor
1986	Arnie Beyeler
1987	Tim Raley
1988	Mark Standiford
1989	Eric Wedge
1990	P.J. Forbes
1991	Chris Wimmer
1992	Chris Wimmer
1993	Darren Dreifort
1994	Carl Hall
1995	Jason Adams
1996	Casey Blake
1997	Zach Sorensen
1998	Jeff Ryan Pat Magness
1999	Blake Blasi
2000	Pat Magness
2001	Logan Sorensen
2002	Brian Burgamy
2003	Drew Moffitt
2004	Brandon Green Logan Sorensen
2005	Derek Schermerhorn
2006	Damon Sublett
2007	Conor Gillaspie
2008	Conor Gillaspie

2009	Clint McKeever
2010	Cody Lassley
2011	Chris O'Brien
2012	Johnny Coy
2013	Garrett Bayliff
2014	Casey Gillaspie
2015	Ryan Tinkham
2016	Alec Bohm
2017	Alec Bohm
2018	Luke Ritter
2019	Luke Ritter
2021	Corrigan Bartlett
2022	Chuck Ingram

Professional Image Center Most Outstanding Pitcher

Year	Player
1979	Terry Hayes
1980	Don Heinkel
1981	Don Heinkel
1982	Bryan Oelkers
1983	Erik Sonberg
1984	Greg LaFever
1985	Ken Greenwood
1986	Shane Durham
1987	David Haas
1988	David Haas
1989	Greg Brummett
1990	Darrin Paxton
1991	Kennie Steenstra
1992	Darren Dreifort
1993	Darren Dreifort Jaime Bluma
1994	Shane Dennis
1995	Mike Drumright Braden Looper
1996	Braden Looper
1997	Steve Foral
1998	Marc Bluma
1999	Marc Bluma Brandon Sloan
2000	Greg Bauer
2001	Ben Keiter
2002	John Tetuan
2003	Mike Pelfrey
2004	Mike Pelfrey
2005	Mike Pelfrey
2006	Aaron Shafer
2007	Rob Musgrave
2008	Rob Musgrave
2009	Tim Kelley
2010	Jordan Cooper
2011	Charlie Lowell
2012	Kris Gardner
2013	*Brandon Peterson
2014	A.J. Ladwig
2015	John Hayes
2016	Cody Tyler
2017	Zach Lewis
2018	Keylan Killgore
2019	Clayton McGinness
2021	Jace Kaminska
2022	Cameron Bye

Cessna Academic Leadership Award

Year	Player
1979	Don Heinkel
1980	Phil Stephenson
1981	Don Heinkel
1982	Don Heinkel
1983	Tim Gaskell
1984	Ken Greenwood
1985	Randy Johnson
1986	Randy Johnson
1987	Jeff Bluma
1988	Pat Cedeno
1989	Jeff Bluma
1990	Jeff Bluma Charlie Giaudrone
1991	Charlie Giaudrone Kennie Steenstra
1992	Charlie Giaudrone Kennie Steenstra
1993	Casey Blake
1994	Casey Blake Mike Drumright
1995	Mike Drumright Jason Ficken
1996	Jason Ficken
1997	Greg Bauer

1998	Zach Sorensen Marc Bluma
1999	Greg Drumright
2000	Greg Bauer
2001	Mark Johnson
2002	Mark Johnson
2003	Mark Johnson
2004	Mark Johnson
2005	Joe Muich Phil Napolitan
2006	Rob Musgrave
2007	Rob Musgrave
2008	Rob Musgrave
2009	Clint McKeever
2010	Clint McKeever
2011	Kevin Hall
2012	Kevin Hall
2013	*Brandon Peterson
2014	Bob Arens
2015	Daniel Kihle
2016	Willie Schwanke
2017	Willie Schwanke
2018	Preston Snavelly
2019	Preston Snavelly
2021	Ross Cadena
2022	Connor Holden

Erick and Associates Most Improved Player

Year	Player
1980	Keith Jones
1981	Bruce Morrison
1982	Tim Gaskell
1983	Kevin Penner
1984	Rick Wrona
1985	Mark Standiford
1986	Kent Headley
1987	Mike McDonald
1988	P.J. Forbes
1989	Pat Meares Bryant Winslow
1990	Jeff Williams Chris Wimmer
1991	Billy Hall
1992	Joey Jackson
1993	Jason Adams
1994	Mike Drumright
1995	Richie Taylor
1996	Travis Wyckoff
1997	Pat Magness
1998	Ben Christensen
1999	Blake Blasi
2000	Adam Peterson
2001	Ryan Owen
2002	John Tetuan
2003	Steve Uhlmansiek
2004	Brandon Green
2005	Danny Jackson
2006	Damon Sublett
2007	Andy Wornack
2008	Khol Nannay Ryan Jones
2009	Remington Johnson
2010	Bret Bascue
2011	TJ McGreevy
2012	*Dayne Parker
2013	Aaron LaBrie *Tyler Baker
2014	Daniel Kihle
2015	Chase Williams
2016	Reagan Biechler
2017	Jordan Boyer
2018	Gunnar Troutwine
2019	Paxton Wallace
2021	Aaron Haase
2022	Sawyre Thornhill

Merle Geist "Charlie Hustle" Award

Year	Player
1980	Jim Thomas
1981	Jim Thomas
1982	Loren Hibbs
1983	Jim Spring
1984	Arnie Beyeler
1985	Tim Raley
1986	Tim Raley
1987	Kent Headley
1988	Eric Wedge
1989	P.J. Forbes
1990	Carl Hall

Postseason Honors

1991 Billy Hall
 1992 Todd Dreifort
 Carl Hall
 1993 Carl Hall
 1994 Carl Hall
 1995 Casey Blake
 1996 Randy Young
 1997 Kevin Hooper
 1998 Kevin Hooper
 1999 Kevin Hooper
 2000 Blake Blasi
 2001 Randy Walter
 2002 Dustin Hawkins
 2003 Phil Napolitan
 2004 Nick Blasi
 2005 Blake Hurlbutt
 2006 Blake Hurlbutt
 2007 Andy Dirks
 2008 Andy Dirks
 2009 Cody Lassley
 2010 Ryan Jones
 2011 Kevin Hall
 2012 Kevin Hall
 2013 *Dayne Parker
 2014 Dayne Parker
 2015 Trey Vickers
 2016 Travis Young
 2017 Luke Ritter
 2018 Jordan Boyer
 2019 Jordan Boyer
 2021 Andrew Stewart
 2022 Jordan Rogers

Tom & Anne Vanderhoofven Golden Glove

Year	Player
1990	P.J. Forbes
	Doug Mirabelli
	Mike Lansing
1991	Doug Mirabelli
1992	Chris Wimmer
	Doug Mirabelli
1993	Joey Jackson
1994	Jason Adams
1995	Randy Young
1996	Kevin Hooper
1997	Kevin Hooper
	Nathan Reese
	Matt Patrick
1998	Kevin Hooper
1999	Koyie Hill
	Kevin Hooper
2000	Koyie Hill
2001	Brandon Green
2002	Ryan Owen
2003	Nick McCoola
2004	Logan Sorensen
2005	Derek Schermerhorn
2006	Matt Brown
2007	Tyler Weber
2008	Tyler Weber
2009	Tyler Grimes
2010	Tyler Grimes
2011	Walker Davidson
2012	Kevin Hall
	*Dayne Parker
2013	*Tyler Baker
2014	Tyler Baker
2015	Tanner Kirk
2016	Mikel Mucha
2017	Trey Vickers
2018	Greyson Jenista
2019	Ross Cadena
2021	Paxton Wallace
2022	Andrew Stewart

The Coleman Co. Beacon of Light Award

Year	Player
2000	Justin Maureau
2001	Tommy Hottovy
2002	David Sanders
2003	Bryan Erstad
2004	Kris Johnson
2005	Kenny Waddell
2006	Travis Banwart
2007	Dusty Coleman
2008	Kevin Hall
2009	Jordan Cooper
2010	Erik Harbutz

2011 Cale Elam
 2012 Tyler Baker
 2013 *Daniel Kihle
 2014 Sam Tewes
 2015 Gunnar Troutwine
 2016 Dayton Dugas
 2017 Reagan Biechler
 2018 Jacob Katzfey
 2019 Preston Snavelly
 2021 Derek Shaver
 2022 Caden Favors

Travis Wilson

Most Inspirational Player Award

Year	Player
2001	Tanner Welch
2002	Tanner Welch
2003	Shawn Smarsh
2004	Tommy Hottovy
2005	Matt Brown
2006	Noah Booth
2007	Derek Schermerhorn
2008	Andy Dirks
2009	Cody Lassley
2010	Kevin Hall
2011	Kevin Hall
2012	Garrett Bayliff
2013	Garrett Bayliff
2014	Cale Elam
2015	Bob Arens
2016	Chase Williams
2017	Willie Schwanke
2018	Gunnar Troutwine
2019	Luke Ritter
2021	Garrett Kocis
2022	Payton Tolle

All-Time Lettermen

- A -

Abram, Aaron, 1997-99-00
 Absher, Eric, 1999-01
 Adams, Jason, 1992-95
 Adams, John, 1995-97
Adler, Nate, 2022-Pres.
 Akenson, Kevin, 1978
 Alexander, Bruce, 1978
 Allen, Trent, 2018
 Anderson, Chris, 1994
 Anderson, Isaac, 2015
 Anderson, Spike, 1991-94
 Anderson, Tom, 1903
 Arens, Bob, 2011-12, 14-15
 Ashford, Ray, 2014-15
 Ast, Brandon, 2004-05
 Atherton, Clint, 1907-08
 Atkins, Dustin, 2001
 Audley, Jim, 1988-91
 Austin, Lindsay, 1922-23

- B -

Babcock, Trent, 1992-93
 Bachman, Larry, 1961
 Bacon, John, 1992-94
 Baez, Will, 2009-10
 Baird, Brandon, 1993-96
 Baird, Lorain, 1914
 Baker, Tyler, 2012-14
 Banick, Kyle, 2003-04
 Banwart, Dalton, 2009
 Banwart, Travis, 2005-07
 Bargfeldt, Jeb, 2015
 Barnhouse, Jim, 1948-50
 Barnhouse, Tommy, 2017-21
 Barron, Randy, 1949-51
 Bartholomew, Ross, 1950-51
 Bartlett, Corrigan, 2021
 Barton, Paul, 1965
 Bascue, Bret, 2007-10
 Bates, James, 1904-07
 Bates, Percy, 1907-09
 Bauer, Chris, 1993-96
 Bauer, Greg, 1997-00
 Bayliff, Garrett, 2010, 2012-14
 Beard, Jim, 1956
 Beardslee, Bob, 1966
 Bechtel, Aaron, 2020-21
 Becker, Kent, 2001-02
 Becker, Wayne, 1969-70
 Beeler, Bob, 1960
 Befort, Lyle, 1984
 Behny, Mark, 1985-86
 Belden, Fred, 1903, 05-06
 Bell, Ryan, 2002-03
 Bender, Gary, 1966
 Bengtson, Adam, 2004
 Bennett, Travis, 2010
 Beringer, Zach, 2011, 2013
 Beuerlein, Luke, 1997
 Beyeler, Arnie, 1984-86
 Bichelmeyer, Jason, 1995
 Biechler, Reagan, 2014-17
 Bishop, Lloyd, 1911-12
 Bishop, Tim, 1964
 Blake, Casey, 1993-96
 Blankenberger, Mike, 1987, 89
 Blasi, Blake, 1998-00
 Blasi, Nick, 2003-04
 Blasi, Pat, 1981
 Blue, Joey, 1996-98, 2000
 Bluma, Jaime, 1991-94
 Bluma, Jeff, 1987-90
 Bluma, Marc, 1996-99
 Bobbit, Cody, 2013-14
 Bohm, Alec, 2016-18
 Bomero, Bob, 1978, 80-81
 Bonacquisti, Jeff, 1986-89
 Booth, Noah, 2003, 2005-07
 Boss, Ronnie, 1980
 Bostick, Tom, 1901
 Bosworth, Frank, 1901
 Bouher, Bret, 1985-86
 Bouman, Kyle, 2012
 Bowen, Gerry, 1951
 Bowersock, Dave, 1951, 54
 Boyer, Jordan, 2016-19
Boyer, Matt, 2022-Pres.
 Boyer, Terry, 1964-65

Bozarth, Dustin, 1999-00
 Bradberry, Joel, 1992
 Bradbury, Kurt, 1978-81
 Bradley, Mike, 1992-96
 Breth, Jerry, 1948-50
 Brier, Ken, 1957
 Brimer, Bryan, 1949
 Brogan, Jeff, 1982-83
 Broski, Chuck, 1964
 Brown, Brule, 1904
 Brown, Matt, 2005-07
 Brown, Stan, 1978-82
 Brown, Taylor, 2008-09
 Broz, Charles, 1902
 Brummett, Garrett, 2013-14
 Brummett, Greg, 1986-89
 Bryan, Erich, 1997-98, 2001
 Bryan, Shane, 1992-94
 Bryant, Gayle, 1958-61
 Burgamy, Brian, 2000-02
 Burgess, Ralph, 1923
 Burgess, Rob, 1978-81
 Burkett, Larry, 1966-68
 Burns, Michael, 2015
 Burton, Charles, 1903-06
 Butts, Don, 1957-58
 Buzard, Brian, 1989-91
Bye, Cameron, 2021-Pres.

- C -

Cadena, Ross, 2018-22
 Cantwell, Don, 1966-67
 Capra, Anthony, 2006-08
 Carey, Walter, 1917
 Carter, Fred, 1983
 Carter, Joe, 1979-81
 Carter, Tony, 1982-84
 Carver, Cal, 2019
 Casidy, Dick, 1958-61
 Casserilla, Xaver, 2022
 Cassidy, Kenneth, 1914
 Caster, Mitch, 2008-10
 Cedeno, Pat, 1986-89
 Chappell, Frank, 1960
 Christensen, Ben, 1997-99
 Chuk, Alex, 1952-53
 Clancey, Charles, 1903
 Clark, Cody, 2003
 Clark, Leonard, 1964
 Clemons, Cade, 2020-21
 Cobb, Norman, 1959
 Cole, Clifford, 1903-05
 Coleman, Dusty, 2007-08
 Coleman, Ron, 1952-54
 Coleman, Will, 1910
 Cooper, Jordan, 2009-10
 Cordova, Phil, 1978-79
 Cornblum, Couper, 2020-22
 Cooke, Charles, 1905
 Cottner, Gene, 1966
 Coughenour, Tyler, 2011
 Cox, Clint, 1907-09
 Coy, Johnny, 2010-13
Cranz, Robert, 2022-Pres.
 Criss, John, 1965
 Criss, Matt, 1990
 Croft, Noah, 2017-19
 Cruse, Scott, 1980
 Cundiff, Gary, 1983
 Curtiss, Herbert, 1922

- D -

Daniel, Jim, 1982-84
 Daniels, Jerry, 1966
 Darling, Albert, 1910
 Darling, Howard, 1906-07
 Darling, Lyman, 1906
 Davidson, Walker, 2010-11
 Davis, Casey, 1994-98
 Davis, Mike, 1978-80
 Davis, Nate, 1994
 Davis, Tyler, 2018
 Davis, William, 1901-07
 Dawson, Nick, 1955-56
 Day, Ray, 1954
 Dean, Ken, 1965-67
 Dearman, Tanner, 2013-15
 DeBacker, Josh, 2016-18
 Dennis, Shane, 1991-94

Dennison, Mike, 2000-03
 Denson, Mitch, 1978-79
 Dent, Charles, 1964
 DeVore, J.D., 1961
 Diana, Tom, 1964-66
 Dickens, E.J., 1966-67
 Dickson, John, 1956
 Dickson, John, 1966, 68-70
 Diggs, Brian, 1998
 Dilley, John, 1966
 DiMercurio, J.R., 2003
 Dirks, Andy, 2007-08
 Dobson, Matt, 1995-98
 Doggett, Taylor, 2012-13
 Dolan, Tom, 1968-70
 Douglas, Bob, 1949-50
 Dreifort, Darren, 1991-93
 Dreifort, Todd, 1989-92
 Dreiling, Harrison, 2007
 Drumright, Greg, 1996-98
 Drumright, Mike, 1993-95
 Dugas, Dayton, 2016-18
 Dunn, Victor, 1983-84
 Duplchain, Marty, 1994-95
 Durham, Shane, 1985-88
 Dwyer, Harold, 1955-56
 Dyché, Bob, 1917

- E -

Eaton, Keenan, 2015-16
 Eberwein, Bob, 1965
 Eddington, Herb, 1951
 Edds, Cliff, 1949
 Eddy, Liam, 2018-21
 Edwards, Tony, 1995-97
 Elam, Cale, 2011-14
 Elliot, Cooper, 2020-21
 Elliot, Hugh, 1915-19
 Elliot, Terry, 1984-86
 Engrav, Ryan, 2008-09
 Enns, Herman, 1910-11
 Enns, Nicholas, 1909
 Enns, Paul, 1905, 08
 Erstad, Bryan, 2001-04
 Evans, Robby, 2016-17
 Evans, Thomas, 2001-03

- F -

Fahnestock, George, 1966
 Fanning, Bud, 1950
 Farris, Jordan, 2015
Favors, Caden, 2022-Pres.
 Fecto, Jim, 1968
 Fehr, Bret, 2016
 Ferrendelli, Jon, 2015
 Ferris, Tom, 1960-61
 Ficken, Jason, 1993-96
 Figaro, Steve, 1983
 Finger, Meredith, 1904
 Fisher, Jack, 1966-68
 Fleming, Tyler, 2008, 10
 Flynn, Brian, 2009, 11
 Fogarty, Ben, 1997-98
 Foral, Steve, 1995-98
 Forbes, P.J., 1987-90
 Forney, Elbert, 1909, 13
 Foster, Graham, 1901, 06
 Foster, Hugh, 1901
 Foster, Jerome, 2003-06
 Frantz, Walter, 1903
 Friedersdorf, John, 1949-52
 Frizzell, Elton, 1915-16
 Fugett, Tyson, 2007
 Fullerton, Phil, 1966
 Fulton, Ray, 1955-57

- G -

Gaddie, Richard, 1966-67, 69
 Gardner, Kris, 2012-14
 Gascoigne, Harold, 1952
 Gaskell, Tim, 1981-84
 Gaudrone, Charlie, 1989-92
 Gibson, Hunter, 2018-21
 Gibson, Tyler, 2016
 Gifford, Foster, 2020-22
 Gillaspie, Casey, 2012-14
 Gillaspie, Connor, 2006-08
 Gilmore, Taylor, 2009
 Goff, William, 1923

Goldfinger, Rod, 1969
 Gooch, George, 1913
 Goodman, Guy, 1989
 Goodwin, Sam, 2017
 Goro, Nate, 2010
 Goshen, Taylor, 2015
 Graf, Jim, 1961
 Grafton, Harold, 1909-12
 Green, Brandon, 2001-04
 Green, Micah, 2011-14
 Green, Tyler, 1989-91
 Greenfield, Barry, 1966-67
 Greenlee, Dale, 1954
 Greenwood, Ken, 1982-85
 Greider, Merle, 1922-23
 Greishaber, Dan, 1982
 Grieb, Jeff, 1980
 Grimes, Tyler, 2009-11
 Grogan, Mark, 2082-85
 Grove, Ivan, 1914
 Groves, Kenny, 1966-67
 Groves, Larry, 1978-79
 Groves, Warren, 1948
 Gulick, John, 1994
 Guy, Cobey, 2009-10

- H -

Haas, David, 1985-88
 Haase, Aaron, 2019-21
 Haddox, Joe, 2013-14
 Hadley, Jim, 1957-60
 Haertl, Bruce, 1979
 Haffley, Jay, 1989-90
 Hagerty, Walt, 1979-82
 Hahn, Larry, 1960
 Haines, Steve, 2001-02
 Halabura, Mike, 1950
 Halbert, Josh, 2011-12
 Hall, Billy, 1990-91
 Hall, Brad, 1969-70
 Hall, Brandon, 2003-06
 Hall, Carl, 1990, 92-94
 Hall, Kevin, 2008, 10-12
 Hall, Tom, 1965-66
 Hamilton, Jake, 2020
 Hanks, Wally, 1949
 Hansell, Josh, 2021
 Hansen, Creighton, 2021-22
 Haran, John, 1958-60
 Harbutz, Erik, 2010, 2012-14
 Harding, Sidney, 1901
 Harmison, Don, 1964-65
Harris, Cooper, 2021-Pres.
 Hartinger, James, 1970
 Hassell, Pete, 1957, 59
 Haught, Jim, 1952-55
 Hawkins, Dustin, 1999-02
 Hayes, John, 2015-16
 Hayes, Terry, 1978-81
 Hayes, Tim, 1998
 Haymaker, Henley, 1911-12
 Headley, Kent, 1984-87
 Hecht, Ben, 2017
 Hege, Ryan, 2011-12
 Heinkel, Don, 1979-82
 Hemingway, Hank, 1950-51
 Hemline, Billy, 1949
 Henderson, Trent, 2002-03
 Hendrix, Claude, 1908
 Hepburn, Jim, 1986
 Herbers, Larry, 1964
 Herrick, Walter, 1901
 Hershey, Harry, 1901
 Hesser, Don, 1960
 Heuer, Codi, 2016-18
 Hibbs, Loren, 1982-84
 Hickok, George, 1910, 12
 Hightower, Curtis, 1952
 Hill, Koyie, 1998-00
 Hill, Tyler, 2005-08
 Hilliard, Sam, 2015
 Hinman, LeRoy, 1955-56
 Hinman, Strong, 1913
 Hoch, Logan, 2008, 10
 Hodgson, Bob, 1954
 Holcomb, Dwight, 1913-16
 Holden, Connor, 2022
 Holderman, Robert, 1922
 Holifield, Landon, 2017

Hoop, Oscar, 1900
 Hooper, Kevin, 1996-99
 Hopcus, Dan, 1964
 Hottovy, Tommy, 2001-04
 Houlik, Anton, 1948-49
 Houlik, Ed, 1948-51
 Houser, Clarence, 1957
 Howerton, Troy, 1982-84
 Hubman, Tim, 1983
 Huenfeld, Travis, 1992-94
 Huggins, Dale, 1967
 Humphrey, Trip, 1998
 Hungate, Keith, 1969-70
 Hunter, John, 1959
 Hurlbutt, Blake, 2005-07
 Hutchinson, Milton, 1922
 Hutson, Max, 2005-07, 09
 Hynes, Spencer, 2021-22

- I -

Ingram, Chuck, 2021-Pres.
 Inman, Boyd, 1917

- J -

Jackson, Alex, 2017-20
 Jackson, Carlos, 2005
 Jackson, Danny, 2004-07
 Jackson, Joey, 1991-94
 Jakubov, Mathew, 2002-04
 James, Walter, 1904-07
 Jenista, Greyson, 2016-18
 Jersey, Bill, 1986
 Johnson, Bud, 1957
 Johnson, Gary, 1955
 Johnson, Kris, 2004, 2006
 Johnson, Mark, 2001-04
 Johnson, Randy, 1984-86
 Johnson, Remington, 2009-10
 Johnson, Sean, 1996-98
 Jones, A.J., 1961
Jones, Grayson, 2022
 Jones, Keith, 1978-81
 Jones, Ken, 1958
 Jones, Mike, 1988-91
 Jones, Ryan, 2007-10
 Jones, Tyler, 2015-17
 Jones, Virgil, 1914
 Jordan, Hunter, 1901
 Jordan, Jason, 1992-94
 Jorgenson, Horace, 1922-23
 Juenke, Dan, 1984-85
 Julian, Tom, 1983-86

- K -

Kaminska, Jace, 2021-22
 Katzfey, Jacob, 2017-20
 Kauffman, Bob, 1952-54
 Keiter, Ben, 1999-01
 Keller, Adam, 2017-18
 Kelley, Tim, 2008-11
 Kelly, Kevin, 1985-87
 Kemp, Justin, 2008-11
 Kennedy, Danny, 1961
 Kerbs, Reuben, 2000-03
 Ketelsen, Adam, 2022
 Kice, Claude, 1922-23
 Kihle, Daniel, 2013-15
 Killgore, Keylan, 2017-18
 Kimbrel, Brandon, 2015
 Kinney, Dan, 1964
 Kirk, Tanner, 2013-16
 Kister, Mark, 1983
 Klaver, James, 1923
 Klisanin, Jim, 1955-57
 Klusener, Bryant, 2017
 Klusener, Matt, 1991-94
 Knapic, Joe, 1950
 Knickerbocker, Lesley, 1902
 Knight, Conner, 2012
 Knocke, Erwin, 1948-51
 Kobelt, Leonard, 1961
 Koby, Raymond, 1911-16
 Kocis, Garrett, 2018-22
 Koeman, Zair, 2014
 Koenig, Bob, 1957
 Korell, Loren, 1970
 Krafft, Jason, 1995-97
 Krieger, Neal, 1957, 59
 Krisik, Joe, 1980-81

Kriwiell, Eddie, 1948-49, 51
 Krol, Noah, 2006-07
 Kuhns, Eugene, 1951-53

- L -

LaBrie, Aaron, 2011-14
 LaFever, Greg, 1982-85
 Ladwig, A.J., 2012-14
 Lambert, Don, 2011-12
 Land, Shawn, 1984-85
 Lansing, Mike, 1987-90
 Larkin, Ray, 1957-59
 Lassley, Cody, 2007-10
 Law, Clayton, 1913
 Leake, Roy, 1968-70
 LeClair, Morgan, 1988-91
 Lee, Bennie, 1952-54
 Lee, Tymber, 1998-00
 LeForce, Walter, 1915-16
 Lemon, Scott, 1968-70
 Letourneau, Andrew, 2009
 Lessley, John, 1991-93
 Lewis, Bob, 1950
 Lewis, Robert, 1901-02
 Lewis, Zach, 2016-17
 Lindemann, Jacob, 2018-20
 Lindley, Mike, 1968-70
 Lindsten, Mike, 1986
 Lingel, Esher, 1913-14
 Linhardt, Charles, 1978-81
 Lock, Don, 1956-57
 Lofaso, Sam, 1964
 Logan, Gary, 1964
 Long, John, 1966-69
 Looney, T.J., 2014
 Loooper, Braden, 1994-96
 Lopez, Luis, 1983
 Lowe, L.A., 1917
 Lowell, Charlie, 2009-11
 Lucas, Dave, 1982-83
 Lungwitz, Connor, 2016-18
 Lunnon, Barry, 1985-87

- M -

MacClellan, Chad, 1967
 Magill, Clyde, 1907
 Magness, Pat, 1997-00
 Mahannah, Ed, 1912-13
 Maldonado, Cameron, 2009
 Mallott, Tom, 1957
 Mann, Jeff, 1982
 Manlove, Chester, 1915-17
 Marley, Calvin, 2019
 Marlow, Clarence, 1901
 Marsh, Blake, 2020
 Marshall, Craig, 1987-88
 Marshall, Wayne, 1922
 Martin, Chico, 1980-81
 Martin, Darrel, 1979
 Martin, Scott, 1988
 Martin, Walter, 1906, 08, 10
 Mateychick, Tobin, 2010, 2012-13
 Maune, Clint, 2008-09
 Maureau, Justin, 2000-02
 McCalla, Bob, 1964-66
 McCarthey, Smoky, 1979-80
 McCarty, Justin, 1999-02
 McCloughan, Scot, 1990-92
 McCluggage, Verne, 1904-06
 McClure, Dave, 1983
 McCollough, Adam, 1993-96
 McCoola, Nick, 2002-05
 McDonald, Mike, 1986-89
 McDonough, L.J., 2021-22
 McGinness, Clayton, 2016-19
 McGreevy, T.J., 2010-13
 McGregor, Don, 1980
 McIntyre, Mitch, 2014
 McIntyre, Rich, 1984-87
 McKeever, Clint, 2007-10
 McMurray, Rex, 1948, 50-51
 McNair, Guy, 1915-17
 McNerney, Jim, 1953
 Meares, Pat, 1988-90
 Meinicke, Hellmuth, 1913-14
 Merry, Max, 1905-08
 Miller, Dale, 1922-23
 Miller, Drew, 2022
 Miller, Elmer, 1910

All-Time Lettermen

Miller, Scott, 1969-70
Mills, Tony, 1991-93
Milner, Jerry, 1957
Minge, Don, 1970
Minnis, Albert, 2011-13
Miner, Jace, 2022-Pres.
Minor, Preston, 2018
Mirabelli, Doug, 1990-92
Mitchell, Jon, 1968-69
Moffitt, Drew, 2001-04
Montgomery, Eldon, 1961
Moore, Sean, 2013
Morain, Bruce, 1984
Morales, Ronnie, 2007
Morman, Russ, 1982-83
Mormann, Mitch, 2012
Morrison, Bruce, 1978-81
Morrison, Dwight, 1957
Morrison, Ray, 1948
Morrow, Brian, 1991
Morton, Tom, 1968
Mucha, Mikel, 2012-13, 15-16
Muck, Darrell, 1959
Mueller, Steve, 1984-85
Muich, Joe, 2002-05
Muncrief, Grant, 2008, 10-11
Munford, Matt, 1981
Murrey, David, 1966-68
Musgrave, Rob, 2005-08
Mutchler, Cliff, 1985-86
Myrtle, Jim, 1958-60

- N -

Nanney, Kholi, 2005-07-08
Neapolitan, Phil, 2003-05
Neubauer, Marc, 1997-98, 00
Newlin, Jim, 1987-89
Nordyke, Mark, 1983
Norman, Vince, 1949-50
Nutter, Jimmy, 1948-50

- O -

O'Brien, Charlie, 1980-82
O'Brien, Chris, 2009-11
O'Brien, Mason, 2018-19
Oelkers, Bryan, 1980-82
Olivas, Rick, 1986-87
Oliver, Dick, 1966
Orndorff, Vern, 1957-58
Osenburgh, Don, 1966
Owen, Ryan, 2000-02

- P -

Paatalo, Joe, 1982
Pace, Bill, 1952-54
Palmateer, Craig, 1970
Palmer, Drew, 2013-14
Park, Clinton, 1948-49
Parker, Dayne, 2011-14
Patrick, Matt, 1994, 96-98
Patterson, Jim, 1958-61
Patton, Lot, 1911
Paul, Jim, 1954-56
Paxton, Darrin, 1989-91
Peacock, Oliver, 1911
Pechek, Tony, 2006
Peel, Dick, 1960-61
Pegg, Lonnie, 1984
Pelfrey, Mike, 2003-05
Pena, Frank, 1979
Penner, Kevin, 1981-83, 85
Perry, Roger, 1957, 61
Peters, Connery, 2019-21
Peterson, Adam, 1999-00, 2002
Peterson, Brandon, 2013
Peterson, Carl, 1912, 14
Phillips, Wes, 2014
Plank, Jay, 1907-08
Plank, Leonard, 1909
Pleimann, Miller, 2019
Plumb, Albert, 1902
Porter, Glenn, 1907-09
Potts, Dean, 1915-16
Preston, Brian, 1996-99
Prigmore, R.D., 1948
Pumphrey, Shawn, 1984-87

- R -

Rader, Chase, 2015-16

Rainey, Drew, 2011-12
Rairden, Paul, 1917
Raley, Dan, 1985-88
Raley, Tim, 1984-87
Rambin, Ron, 1968
Ramos, Jose, 1990-91
Rea, Aaron, 2012
Rea, Walton, 1901
Reding, Zach, 2015-16
Reed, John, 1953-55
Reese, Nathan, 1994-97
Reida, Tad, 2005
Reynolds, Harold, 1948-49
Rhodes, Larry, 1968-69
Richardson, Jeff, 1983
Ritter, Luke, 2016-19
Roach, Derek, 2004
Robertson, Nate, 1997-99
Robinson, Al, 1966-67
Robinson, Tuffy, 1948
Rochford, Joe, 1951
Rodden, Brock, 2022-Pres.
Roe, Howard, 1958-60
Rogers, Don, 2001-02
Rogers, Jordan, 2022-Pres.
Romero, Eli, 1953
Rosecrans, Josh, 2009
Ross, Earl, 1903
Ross, Lawrence, 1913-14
Ross, Minton, 1901
Rowlands, Don, 1964
Royal, Joe Don, 1967
Ruff, Doug, 1988
Russell, Charles, 1955-56
Ryan, Jeff, 1996-99

- S -

Sanagorski, Taylor, 2015-16
Sanburn, Chandler, 2015-18
Sanders, Austin, 2013
Sanders, Ben, 1969
Sanders, David, 2001-03
Sanders, Dick, 1951-52
Sasina, Rudy, 1994
Saunders, Delbert, 1949-51
Sawyer, Dennis, 1964-66
Schaaf, Kent, 1968-70
Schermerhorn, Derek, 2004-07
Schierling, Eldon, 1957
Schiffelbein, Gregg, 1985
Schoenhofer, Brian, 1997-98
Schreiber, Andy, 1999-00
Schulte, Frank, 1980-84
Schwanke, Willie, 2016-17
Schwartzkopf, Al, 1957-58
Schwartzkopf, Cal, 1958
Scofield, Bill, 1949
Scott, Ira, 1922
Scott, John, 1912-14
Segal, Alex, 2018-19
Seigle, Tom, 1964-65
Seiwald, Justin, 2016
Senter, Fred, 1905-06
Shafer, Aaron, 2006-08
Shanstrom, Raymond, 1910, 12, 14
Shaver, Derek, 2020-22
Shellenberger, Mathias, 1917
Shogren, Steve, 1969
Sigrist, Jack, 2019-22
Simon, Jared, 2004-07
Simpson, Chase, 2014
Sisney, Kyle, 2008
Slavens, Brady, 2019
Sloan, Brandon, 1998-00
Smarsh, Shawn, 2001-04
Smith, Jimmy, 1979-81
Smith, Josh, 2009-12
Smith, Lewis, 1904
Smith, Matt, 2006-08
Smith, Steve, 1988, 90-92
Smith, Toby, 1993
Snavely, Preston, 2017-21
Snyder, Dee, 1909-13
Solter, Albert, 1905-09
Solter, Arthur, 1902-07
Solter, George, 1905-10
Solter, Harry, 1911-12, 14
Solter, Jesse, 1915-16
Sonberg, Erik, 1981-83

Sorensen, Logan, 2001-04
Sorensen, Zach, 1996-98
Sossamon, Chance, 2009-11
Spear, Brian, 2005-06
Spring, Jim, 1981-83
Springer, Preston, 2010-11
Stahl, Walter, 1903-04
Stallbaumer, Jeremy, 1998
Stanberry, J.T., 1954
Standiford, Mark, 1985-88
Stanger, Jack, 1948
Stark, Will, 2022-Pres.
Steenstra, Kennie, 1990-92
Stelmack, Rick, 1970
Stenholm, Steve, 1969-70
Stephens, Ron, 1960-61
Stephens, Ryan, 2003-04
Stephenson, Jay, 1992-93
Stephenson, Phil, 1979-82
Stevens, Will, 2022
Steward, Steve, 1968-70
Stewart, Andrew, 2021-22
Stice, Jack, 1948
Stine, Jerry, 1995
Strada, Joe, 2001
Straham, Fred, 1966
Strathe, Jim, 1954-56
Straughn, Bob, 1968-69
Streck, Dean, 1949
Stroh, Gareth, 2021
Stroh, Seth, 2021-Pres.
Struppa, Tony, 1955-56
Stucky, Zach, 2011
Stuempfig, Ryan, 2019-22
Sublett, Damon, 2005-07
Sutphin, Dick, 1950

- T -

Taggart, Ernie, 1969
Tann, Brian, 1987
Tannahill, Don, 1991-92
Tarrh, Jamey, 1990
Taylor, Lewis, 1910
Taylor, Richie, 1992-95
Tetuan, John, 2000-02
Tewes, Sam, 2014, 2016
Theis, Phil, 1959
Thomas, Ben, 1995-97
Thomas, Jim, 1979-82
Thompkins, Gordon, 1903
Thompson, Dan, 1968-70
Thompson, Gary, 1952-53
Thornhill, Sawyre, 2022-Pres.
Tibbetts, Bill, 1951
Tilma, Tim, 1961
Tilma, Tom, 1965-66
Tilma, Tommy, 1990-93
Tinkham, Ryan, 2015-16
Tolin, Tim, 1978-81
Tolle, Payton, 2022-Pres.
Tooley, Chester, 1922
Torrington, William, 1911
Touchatt, Kyle, 2004-07
Tracy, Terry, 1969
Traffas, Brandon, 1994
Troutman, Jeremy, 1998
Troutwine, Gunnar, 2015-18
Tyler, Cody, 2014, 2016-18
Tyler, Ron, 1965-66

- U -

Uhlmansiek, Steve, 2003-04
Utter, Quincy, 1948-50

- V -

Van Eman, Lanny, 1959-60
VanVooren, David, 2019-21
Vickers, Trey, 2015-18
Vigare, Art, 1952-53
Vielock, Foster, 2011-14
Vining, Jim, 1964-65
Vince, Quin, 2005
Vogl, Ray, 1956
Vogt, Cornelius, 1909

- W -

Waddell, Dave, 1978
Waddell, Kenny, 2003-06
Walcher, Allen, 1966-68

Walker, James, 1970
Walkup, Casey, 1997, 99-01
Wallace, Austin, 2022-Pres.
Wallace, Paxton, 2018-21
Walter, Randy, 2000-02
Walor, John, 1951-52
Walters, Mitchell, 2019
Watts, Ron, 1969
Webb, Marc, 1954-56
Weber, Tyler, 2005-08
Wedge, Eric, 1987-89
Weihe, David, 1955-58
Welch, Tanner, 1999-02
Wells, Mandel, 1923
Wentworth, Mike, 1986-89
Westfield, Derrick, 1986
Wetmore, O.Z., 1906
Wetta, Leo, 1948
Whalens, Matt, 2017
Wheeler, Darren, 1992-93
Wheeler, Lawrence, 1919
White, Jason, 1991-92
White, Jim, 1950-51
Whitt, Mike, 1966
Williams, Chase, 2015-16
Williams, Gage, 2022-Pres.
Williams, Jamie, 1990
Williams, Jeff, 1988-90
Williams Jr., Kenny, 2008
Williams, Phil, 1966
Wilner, Eric, 1984-85
Wilson, Jerry, 1957-58
Wilson, Joey, 1988-89
Wimmer, Chris, 1990-92
Winslow, Bryant, 1988-90
Womack, Andy, 2007-08
Woods, Bruce, 1957-59
Woods, Doug, 1985-86
Wolf, George, 1957
Workman, Josh, 2006-08
Wright, Alvin, 1912
Wright, Brad, 1999-02
Wrona, Rick, 1983-85
Wyckoff, Travis, 1993-96

- Y -

Yarnell, Cliff, 1948
Yeager, Matt, 1978-79
Young, Randy, 1994-96
Young, Travis, 2016-18

- Z -

Zimmerman, Parker, 2013-14

Players by Number

#1
 1978-81 Keith Jones
 1982-83 Dave Lucas
 1984-85 Eric Wilner
 1986 Bill Jersey
 1988-89 Pat Meares [#12]
 1990-91 Billy Hall
 1992-95 Richie Taylor
 1996-99 Kevin Hooper
 2000-02 Brian Burgamy
 2003-06 Kenny Waddell
 2007-08 Kyle Sisney
 2010-12 Walker Davidson
 2013-15 Tanner Dearman
 2016-18 Travis Young
 2019 Brady Slavens
 2021-22 Andrew Stewart

#2
 1978-80 Mike Davis
 1981-82 Pat Blasi
 1983 Mark Nordyke
 1984-86 Arnie Beyerler
 1987 P.J. Forbes [#9]
 1988-91 Mike Jones
 1993 John Lewallen [#5]
 1994-95 Mark Linden [AC]
 1996 Curtis Kempton [#13]
 1996-01 Casey Walkup
 2002-05 Nick McCoola
 2006-10 Bret Bascue
 2011-12 Tyler Coughenour
 2013-16 Tanner Kirk
 2017-20 Alex Jackson
2022-pres. Will Stark

#3
 1978 David Tuterl
 1979-83 Phil Stephenson
 1984-87 Tim Raley
 1988-91 Jim Audley
 1992-95 Jason Adams
 1996-99 Brian Schoenhofer
 2001-04 Mark Johnson
 2005-07 D. Schermerhorn [#12]
 2008-10 Logan Hoch
 2011-12 Don Lambert
 2013 Sean Moore
 2014-16 Sam Tewes
 2017 Sam Goodwin
 2019-21 Cooper Elliot
2022-pres. Sawyre Thornhill

#4
 1978 Scott Bready
 1979 Bruce Haertl
 1981-85 Kevin Penner
 1986 Bret Bouher
 1987-89 Mike Blankenberger
 1990-93 Tony Mills
 1994-96 Randy Young [#31]
 1997-98 Zach Sorensen [#9]
 1999-2000 Blake Blasi [#41]
 2001-03 Thomas Evans
 2004 Nick Adams
 2005 Brian Hoy
 2006-07 Noah Krol
 2008-10 Tyler Fleming
 2011-14 Cale Elam
 2015 Jordan Farris
 2016 Chase Williams [#30]
 2017-19 Jordan Boyer [#28]
 2020-22 Couper Cornblum

#5
 1978 Kevin Akenson
 1979-82 Jim Thomas
 1983 Dave McClure
 1985-86 Jim Hepburn
 1987-90 Mike Lansing
 1991-92 John Lewallen [#2]
 1993-2013 Jim Thomas [AC]
 2014 Zair Koeiman
 2015-16 Keenan Eaton
 2017-18 Josh DeBacker [#35]
 2019 Carson Cox
 2022 Xavier Casserilla

#6
 1978 Dave Howard [#27]
 1979-81 Jimmy Smith
 1982-85 Mark Grogan
 1986-89 Mike McDonald
 1990-91 Jose Ramos
 1992-93 Darren Wheeler
 1994-98 Casey Davis
 1999-2002 Tanner Welch
 2003-07 Noah Booth
 2008-10 Remington Johnson
 2011-12 Zach Stucky
 2013-14 Cody Bobbit
 2015-17 Willie Schwanke
 2018 Logan Easley
 2019-22 Jack Sigrist

#7
 1978-82 Tim Tolin [GA, 1982]
 1983-84 Victor Dunn
 1985-88 Dan Raley
 1989-90 Jay Haiffey
 1992-94 Travis Huenfeld
 1996-99 Jeff Ryan
 2000 Joey Blue [#17]

2001-04 Drew Moffitt
 2005-07 Blake Hurlbutt
 2008-09 Taylor Brown
 2010 Nate Goro
 2012-13 Conner Knight
 2015-16 Mike Sirianni [AC]
 2017-19 Noah Croft [#33]
 2020 Blake Marsh

#8
 1978-80 Brent Kemnitz [GA, #24]
 1981-84 Tim Gaskell
 1985 Gregg Schifflbein
 1986-89 Jeff Bonacquist
 1990-92 Chris Wimmer
 1993-96 Jason Ficken
 1998-2000 Koyie Hill
 2001-02 Kent Becker
 2003-06 Brandon Hall
 2007-08 Dusty Coleman
 2009 Josh Rosecrans
 2010 Travis Bennett
 2011 Dillon Kerans
 2012-16 Mikel Mucha
 2017-20 Jacob Katzfey
 2021 Easton Herring [AC]
2022-pres. Brock Rodden

#9
 1978 Bruce Alexander
 1979 Frank Pena
 1981-83 Jim Spring
 1984-87 Kent Headley
 1988-90 P.J. Forbes [#2]
 1991-92 Todd Dreifort [#19]
 1993-94 Travis Wyckoff [#32]
 1996 Zach Sorensen [#4]
 1997 Eric Hummel [#18]
 2000-02 Justin Maureau
 2003-05 Phil Napolitan
 2006 Brian Spear [#36]
 2007-08 Andy Dirks
 2009-10 Will Baez
 2011-13 Josh Halbert
 2014-17 Reagan Biechler
 2018-19 Todd Butler [HC, #22]
2021-pres. Chuck Ingram

#10 [Retired in 2019]
 1978-2013 Gene Stephenson [HC]

#11
 1978-80 Matt Yeager [GA, 1980]
 1981-83 Erik Sonberg
 1984-87 Rich McIntyre
 1988 Doug Ruff
 1989-93 Tommy Tilma
 1994-95 Rudy Sasina
 1996-98 Sean Johnson
 2000-02 Dustin Atkins
 2003-04 Nick Blasi
 2005 Tad Reid [AC] [#20]
 2007-08 Kenny Williams Jr.
 2009-10 Jordan Cooper
 2011-14 Dayne Parker
 2015 Michael Burns [#42]
 2016 Taylor Sanagorski [#16]
 2017 Ben Hecht
 2018-22 Ross Cadena

#12
 1978-82 Stan Brown
 1983 Gary Nichols
 1984 Bruce Morian
 1985-88 Mark Standiford
 1989 Gregg Miller [GA]
 1990 Pat Meares [#1]
 1991-94 Joey Jackson
 1995-96 Jerry Stine
 1997 Luke Beuerlein
 1999-2002 Dustin Hawkins
 2003-04 D. Schermerhorn [#3]
 2005-08 Tyler Weber
 2009-11 Tyler Grimes
 2012 Billy Hall [AC]
 2013 Brandon Peterson
 2014 Drew Palmer [#22]
 2016-18 Codi Heuer
 2019-22 Ryan Stuempfig

#13
 1978-79 Larry Groves
 1980 Jeff Grieb
 1981 Matt Munford
 1982 Tony Lask
 1983 Luis Lopez
 1985-87 Kevin Kelly
 1989 Guy Goodman
 1990-92 Scot McCloughan
 1993-96 Adam McCollough
 1997 Curtis Kempton [#2]
 1998 Trip Humphrey [#30]
 1999-2002 Justin McCarty
 2003-06 Carlos Jackson
 2007-10 Ryan Jones
 2011-14 Kris Gardner
 2015-16 Chase Rader
 2017 Bryant Klusener
 2018-21 Hunter Gibson
 2022 Connor Holden

#14
 1978-81 Chuck Linhardt
 1982-84 Jim Daniel
 1985-86 Cliff Multcher
 1987-89 Joey Wilson
 1990-91 Kevin O'Leary
 1992-93 Trent Babcock
 1994-96 Braden Looper
 1997 Tony Edwards
 1998 Luke Robertson
 2000-03 Reuben Kerbs
 2004 A.J. Loyd [#21]
 2005-07 Travis Banwart
 2008-10 Ryan Engrav
 2011-14 Foster Vielock
 2015-18 Gunnar Troutwine
 2019-21 David VanVooren
2022-pres. Robert Craz

#15
 1978-79 Mitch Denson
 1980-82 Bryan Oelkers
 1983 Jeff Richardson
 1984-87 Shawn Pumphrey
 1988-89 Bryant Winslow [#17]
 1990-92 Doug Mirabelli
 1993-95 Mike Drumright
 1996-99 Brian Preston
 2000-04 Kyle Banick
 2005-07 Kyle Touchatt [#39]
 2008-09 Cameron Maldonado
 2010-13 Tobin Mateychick
 2014 Mitch McIntyre
 2015-16 Zach Reding
 2017 Alex Forge't
 2018-21 Paxton Wallace
2022-pres. Austin Wallace

#16
 1978-81 Rob Burgess
 1982 Joe Paatalo
 1983 Ed Hut
 1984-85 Shawn Land
 1986-87 Mike Lindsten
 1988-90 Jeff Williams
 1991 David Chadd [GA]
 1993 Kenny Smith
 1995-98 Steve Foral
 1999-2001 Dustin Bozarth
 2002-05 Mathew Jakubov
 2006 Kelly Quirk
 2008-11 Grant Muncrief
 2012-14 Casey Gillespie
 2015 Taylor Sanagorski
 2016-18 Kevlan Killgore
 2019 Seth Morrow
 2020 Chris Diehl
 2021-22 Spencer Hynes

#17
 1978-80 Terry Jolly [AC]
 1981-82 Rich Younger [GA]
 1983-85 Rick Wrona
 1986 Rich Barrett
 1987-89 Craig Marshall
 1990 Bryant Winslow [#15]
 1992 Ryan Wedge
 1993 Toby Smith
 1994-95 Marty Duplechain
 1996-98 Josh Blue [#7]
 1999-2001 Ben Keiter
 2003 Cody Clark
 2004-05 Derek Roach
 2006 Tony Pechek
 2008-11 Justin Kemp
 2012-14 Tyler Baker
 2015-18 Trey Vickers
 2019-21 Aaron Haase
2022-pres. Caden Favos

#18
 1978 David Waddell
 1980-81 Joe Krisik
 1982 Jeff Jennings
 1983 Mark Kister
 1984-86 Randy Johnson
 1987 Brian Tann
 1989-92 Charlie Giardrone
 1993 Alan Foster
 1994 John Gulick
 1996 Eric Hummel [#9]
 1997-98 Ben Fogarty
 2000 Josh Birmingham
 2001-04 Tommy Hottovy
 2005-07 Damon Sublett
 2008-12 Kevin Hill
 2013-15 Daniel Hill
 2016-18 Alec Bohm
 2019 Cal Carver
 2020 Calvin Marley [#30]
2021-pres. Jordan Rogers

#19
 1978-81 Terry Hayes
 1982-85 Greg LaFever
 1986-87 Greg Brummett [#21]
 1989-90 Todd Dreifort [#9]
 1991-94 Jaime Bluma
 1995-96 T.J. Cheatham
 1999-2001 Eric Absher
 2002-03 Logan Sorensen [#34 & #29]
 2004-07 Jared Simon

2008 Roberto Rios
 2010-14 Aaron LaBrie
 2015 Jeb Bargfeldt
 2016-19 Luke Ritter
 2020-22 Derek Shaver

#20
 1978-81 Bob Bomerito
 1982-83 Russ Morman
 1984-85 Dan Luenke
 1986 Derrick Westfield
 1987-88 Joe Beitzinger
 1990-94 Spike Anderson
 1996-97 Jim Rough [AC]
 1998-99 Tim Hayes
 2001-02 Ben Wilson
 2004 Tad Reid [AC] [#11]
 2005-07 Matt Brown
 2008-10 Mitch Caster

#21
 1978-81 Bruce Morrison
 1982 Dan Greishuber
 1983 Gary Cundiff
 1984-85 Steve Mueller
 1986-87 Rick Olivas
 1988-89 Greg Brummett [#19]
 1990-92 Kennie Steenstra
 1994-98 Matt Dobson
 1999 Jason Akin
 2000-04 Bryan Erstad
 2005 A.J. Loyd [#14]
 2006-08 Matt Smith
 2009-11 Chance Sossamon
 2012-13 Taylor Doggett
 2014-17 Brian Walker [AC]
 2018 Tyler Davis
 2019 Miller Pleimann
 2022 Adam Ketelsen

#22
 1978-79 Phil Cordova
 1982 Charlie O'Brien
 1983 Kurt Bradbury [GA, #23]
 1984-86 Terry Elliot
 1987-89 Eric Wedge
 1990 Jamey Tarrh
 1992-94 Shane Bryan
 1996-99 Greg Drumright
 2000-02 Randy Walter
 2003-05 Joe Muich [#33]
 2006-08 Josh Workman [#35]
 2009-11 Chris O'Brien
 2012 Aaron Rea
 2013 Drew Palmer [#12]
 2014-17 Todd Butler [HC, #9]
 2018-19 Mason O'Brien
 2020-22 Eric Wedge [HC]

#23
 1978-81 Kurt Bradbury [#22]
 1982-83 Jeff Brogan
 1984-85 Kurt Bradbury [GA, #22]
 1986 Gary Walker
 1987 Brian Damman
 1988-90 Mike Wentworth [SA]
 1991-92 Jason White
 1993-96 Casey Blake
 1997-2000 Aaron Abram
 2001-02 Don Rogers
 2003-07 Danny Jackson
 2008-09 Clint Maune
 2010-11 Preston Springer
 2012-14 A.J. Ladwig
 2015-16 John Hayes
 2017 Tyler Jones [#41]
 2019 Jake Plastiak
2021-pres. Seth Stroh

#24
 1978 John Winters
 1979-80 Smokey McCarthey
 1981-2016 Brent Kemnitz [PC, #8]

#25
 1978-82 Don Heinkel
 1983-86 Tom Julian
 1987-90 Jeff Bluma
 1991-92 Dan Tannahill
 1993-96 Chris Bauer
 1997-2000 Greg Bauer
 2001 I.R. DiMercurio [#33]
 2002-03 Trenton Henderson
 2004-06 Kris Johnson
 2007 Harrison Dreiling
 2009-13 Johnny Coy
 2014 Austin Gardner
 2015 Isaac Anderson
 2016-18 Dayton Dugas
 2019-20 Josh Killen
2021-pres. Gage Williams

#26
 1979-82 Walt Hargety
 1984 Lyle Befort
 1985 Bret Bouher
 1986 Kelly Wade
 1989 Phil Mendelson
 1990-94 Carl Hall
 1996-2000 Marc Neubauer
 2001-03 David Sanders
 2004-05 Quin Vinze
 2006-08 Andy Womack

2009-12 Josh Smith
 2013-14 Garrett Brummett
 2015 Taylor Goshen
 2016 Tyler Gibson
 2017 Matt Whalen
 2018-21 Liam Eddy
 2022 Will Stevens

#27
 1979 Dave Howard [#6]
 1980 Don McGregor
 1981 Ron Boss
 1983 Tim Hubman
 1985-88 Shane Durham
 1989 Paul Cheatum
 1990-94 Matt Klusener
 1995-97 Ben Thomas
 1998-99 Brian Diggs
 2000-03 Mike Dennison
 2004-06 Mike Stover [AC]
 2007-08 Tyson Fugett
 2009 Dalton Banwart
 2011-13 Zach Beringer
 2014 Jerrick Sigg
 2015-16 Ryan Tinkham
 2017-19 Alex Segal
 2020 Jake Hamilton
2022-pres. Jace Miner

#28
 1980-84 Frank Schulte
 1985 Butch Ross
 1986 Kyle Kuykendall
 1989-91 Tyler Green
 1992-93 Joel Bradberry
 1995-99 Jason Krafft
 2000-02 Ryan Owen
 2004-05 Adam Bengtson
 2010-14 Garrett Bayliff
 2015-16 Jordan Boyer
 2017-21 Preston Snaveley
2022-pres. Alex Birge

#29
 1979 Darrel Martin
 1981 Chico Martin
 1982 Jeff Mann
 1983-84 Greg Korbe [GA]
 1985-88 David Haas
 1989-91 Darrin Paxton
 1992-94 Jason Jordan
 1996-98 Matt Patrick [#42]
 1999-2000 Dillon Calvert
 2001-03 Matt Patrick [AC]
 2004 Logan Sorensen [#34 & #19]
 2005-08 Rob Musgrave
 2009-10 Cobey Guy
 2011-12 Mitch Mormann
 2014 Austin Bright
 2015 Sam Hilliard
 2016 Justin Seiwald
 2017 Tommy Barnhouse [#33]
 2018-22 Garrett Kocis

#30
 1979-81 Joe Carter
 1982 Tom Smith
 1983 Fred Carter
 1984 Lonnie Pegg
 1985-86 Doug Woods
 1987 Anthony Carnevale
 1989-91 Brian Buzard
 1992-93 Jay Stephenson
 1994 Chris Anderson
 1997 Trip Humphrey [#13]
 1998-2002 Brad Wright
 2003-05 Brandon Ast
 2007-09 Ierod Goodale [AC]
 2010 Brandon Hall [AC]
 2011 Jeff Christy [AC]
 2012 Brandon Hall [AC]
 2014 Wes Phillips
 2015 Chase Williams [#4]
 2016-18 Greyson Jenista
 2019 Calvin Marley [#18]
2021-pres. Cooper Harris

#31
 1982-84 Anthony Carter
 1985-87 Mike Wentworth
 1988-92 Steve Smith
 1993 Randy Young [#4]
 1994-97 Nathan Reese
 1998 Jeremy Troutman
 1999 Gary Adair
 2001-04 Brandon Green
 2005 John Maier [#38]
 2006-10 Clint McKeever
 2011-15 Bob Arens
 2016-18 Connor Lungwitz
 2020-21 Cade Clemons
 2022 Will Carpenter

#32
 1982-84 Loren Hibbs
 1985-92 Loren Hibbs [AC]
 1993 Tom Buchanan [AC]
 1995-96 Travis Wyckoff [#9]
 1997-2000 Tymber Lee
 2001-04 Shawn Smarsh
 2005-09 Max Hutson
 2010-14 Micah Green
 2015 Bradley Kinsey

Players by Number

#32. Cont.

2016-17 Zach Lewis
2018-21 Jacob Lindemann
2022 Conor Behrens [AC]

#33

1981 Kent Stonestreet
1982 Dennis Overacker
1983 Steve Figaro
1984 Scot Brown
1985 Darryl Knight
1986-90 Pat Ceden0 [SA,1990]
1991-94 John Bacon
1996-99 Marc Bluma
2001 Joe Strada
2002 Joe Muich [#22]
2003-05 J.R. DiMercurio [#25]
2006-10 Cody Lassley
2011-13 Albert Minnis
2014-15 Brandon Kimbrel
2016 Noah Croft
2017 Mike Steele [PC]
2018-21 Tommy Barnhouse [#29]
2022 Jackson Young

#34

1982-85 Ken Greenwood
1986-89 Jim Newlin
1990 Jaime Williams
1991-94 Shane Dennis
1995-97 John Adams
1998-2000 Jeremy Stallbaumer
2001 Logan Sorensen [#19]
2002-04 Steve Uhlmansiek
2005 Ryan Stephens [#35]
2006-08 Conor Gillaspie
2009-10 Taylor Gilmore
2011-12 Drew Rainey
2013-14 Jon Coyne [AC]
2015-18 Chandler Sanburn
2019 Tristan McCraw
2021 Corrigan Bartlett
2022 Drew Miller

#35

1982-84 Troy Howerton
1985-87 Barry Lunnon
1988-91 Morgan LeClair
1992-96 Mike Brandley
1997-2000 Pat Magness
2002-04 Ryan Stephens [#34]
2005 Josh Workman [#22]
2006-08 Anthony Capra
2009-11 Brian Flynn
2012 Kyle Bouman
2013-14 Parker Zimmerman
2015-16 Josh DeBacker
2017-18 Adam Keller
2019 Mitchell Walters
2020 Beau Leonards
2021-22 Jace Kaminska

#36

1986 Mark Behny
1987-89 Scott Martin
1990-92 Matt Criss
1993-95 Jason Bichelmeier
1997 Brian Garvey
1999-2000 Andy Schreiber
2001-02 Steve Haines
2003 Sergio Roman
2005 Brian Spear [#9]
2007-11 Tim Kelley
2012 Sam Hall
2013-14 Joe Haddox
2015 Matt Whalen
2016 Gabe Constantine
2017 Codey McElroy [AC]
2018 Willie Schwanke [AC, #43]
2019-21 Connery Peters
2022-pres. Matt Boyer

#37

1991-93 Darren Dreifort
2014 TJ Looney

#38

1990-91 Brian Morrow
1994 Brandon Traffas
1995 Mike Evans
1997-2001 Erich Bryan
2002-03 Ryan Bell
2004 John Maier [#31]
2005-08 Tyler Hill
2009 Andrew Letourneau
2010-14 Erik Harbutz
2015 Travis Young [#1]
2016-18 Robby Evans
2020-22 Foster Gifford

#39

1990 Rodney Escobar
1991 Chad Bontrager
1992-94 Nate Davis
1996-99 Nate Robertson
2002 Paul Miller
2004 Kyle Touchatt [#15]
2014-18 Cody Tyler
2019 Adam Stephenson
2021-22 Creighton Hansen

#40

1990 Matt Arst
1992 Eric Petzoldt

1993 Brent Minnik
1997-2000 Brandon Sloan
2002-06 Jereme Foster
2007 Ronnie Morales
2010-13 TJ McGreevy
2014-15 Ray Ashford
2016-19 Clayton McGinness
2020 Connor Oliver
2021-pres. Cameron Bye

#41

1990 Phil Tilson
1993-96 Brandon Baird
1997 Jeremy Laub
1998 Blake Blasi [#4]
1999-2002 Adam Peterson
2003-05 Mike Pelfrey
2006-08 Aaron Shafer
2009-11 Charlie Lowell
2012 Tucker Chadd
2013-14 Chase Simpson
2015-16 Tyler Jones
2018-19 Sammy Esposito [AC]
2019-pres. Mike Pelfrey [PC, #47]

#42

1990-91 Gregg Miller [AC]
1992 Jim Nietopski [GA]
1994 Matt Patrick [#29]
1995-96 Tony Edwards
1997-99 Ben Christensen
2000-02 John Tetuan
2003 Kyle Hodges
2004-08 Khol Nannev
2009 Mike Williams
2010-12 Ryan Hege
2013 Austin Sanders
2014 Michael Burns
2015-16 Bret Fehr
2017-18 Joe Dittmar

#43

2017 Landon Holifield
2019 Willie Schwanke [AC, #36]
2020-21 Aaron Bechtel
2022 Grayson Jones

#44

2018-19 Preston Minor
2021-22 LJ McDonough

#45

2018 Trent Allen
2020-pres. Mike Sirianni [AC, #7]

#47

2017 Nathan Hawkins
2019 Mike Pelfrey [AC, #41]
2021 Gareth Stroh
2022 Ty Howry

#48

2021 Josh Hansell
2022-pres. Nate Adler

#49

2022-pres. Payton Tolle

#52

2020 Jamell Cervantez [AC]

* Since 1978

Wichita State Coaching Records

Coach	Tenure	Years	W	L	T	Pct.
Eric Wedge	2020-22	3	65	61		.516
Todd Butler	2014-19	6	169	180	1	.484
Gene Stephenson	1978-2013	36	1,768	673	3	.724
Verlyn Anderson	1965-70	6	67	71	1	.486
Ray Morrison	1957-60	4	54	44		.551
Willis Bates	1906-08, 1914	4	37	26		.587
Roy K. Thomas	1909-12	4	23	19	1	.548
Dick Miller	1952-53, 1961	3	13	26		.333
A.F. Holste	1905	1	9	6	2	.600
Ken Gunning	1949-51	2 1/3	9	25		.265
C.P. Clark	1902	1	8	4		.667
Student coaches	1903	1	8	6		.643
Walter P. Frantz	1904	1	8	2		.800
Forrest Jensen	1954-55	2	8	18		.308
Lanny Van Eman	1964	1	8	10		.444
Harry Hess	1899-1901	3	7	5		.583
Lyle Sturdy	1948	1	4	4		.500
Jerry Bupp	1956	1	4	13		.235
Harry Buck	1915-16	2	3	9	1	.250
Lamar Hoover	1917-19, 1922-23	5	3	2		.600
E. Van Long	1913	1	2	12		.143
Norvell Neve	1951	1/3	2	3		.400
Bob Carlson	1951	1/3	1	4		.200

Year-By-Year Scores

1899 [0-1] WSUOpp
 Southwestern L W
 Coach: Harry Hess

1900
 Results Not Available
 Coach: Harry Hess

1901 [7-4] WSUOpp
 Southwestern 1 4
 College of Emporia 9 12
 Chilocco Indian School 14 2
 Wichita Shamrocks 17 9
 Washburn 4 2
 Wichita High School W L
 Enid Browns [11 inn.] 3 2
 Hennessey 4 13
 Enid Browns [10 inn.] 4 9
 Wichita Business College 9 7
 Wichita Business College 9 8
 Coach: Harry Hess

1902 [8-4] WSUOpp
 Southwestern 4 6
 College of Emporia 9 3
 Wichita High School 15 3
 Emporia State 1 4
 Emporia State 5 17
 Sterling 7 5
 Southwestern 2 1
 Sterling 4 3
 Wichita High School 14 8
 Friends 1 0
 Friends 0 5
 Friends 6 4
 Coach: C.P. Clark

1903 [8-6] WSUOpp
 Wichita Business College 1 7
 Southwestern [15 inn.] 0 1
 Sterling 14 3
 NW Oklahoma L W
 NW Oklahoma [11 inn.] W L
 NW Oklahoma 1 6
 NW Oklahoma 3 2
 Southwestern 5 3
 College of Emporia [11 inn.] 1 2
 College of Emporia 10 4
 Emporia State 3 12
 Emporia State 6 3
 Bethany 1 0
 Friends 3 2
 Coach: student coaches

1904 [8-2] WSUOpp
 Sterling 28 8
 Bethany 0 4
 Sterling 15 7
 Southwestern 12 3
 Washburn 12 3
 Washburn 12 7
 Emporia State 3 10

College of Emporia 10 0
 NW Oklahoma 5 0
 NW Oklahoma 8 7
 Coach: Walter P. Frantz

1905 [9-6-2] WSUOpp
 Southwestern 16 9
 Sterling 12 4
 Sterling 14 7
 Wichita Jobber Colts 2 4
 Wichita Jobber Colts L W
 Southwestern 6 5
 Southwestern 3 3
 Sterling 8 3
 Emporia State 1 2
 Emporia State 6 8
 Emporia State 4 8
 Baker 4 3
 Baker 5 8
 Colorado 1 1
 Bethany 4 1
 Friends 2 0
 Friends 3 1
 Coach: A.F. Holste

1906 [9-6] WSUOpp
 Friends 9 1
 at Arkansas 7 6
 at Arkansas 4 8
 Missouri-Rolla 12 3
 Missouri-Rolla 11 9
 Emporia State 4 2
 Emporia State 5 6
 Emporia State 4 8
 Kansas State 3 4
 Baker 2 6
 Ottawa 4 1
 Friends 20 0
 Central State [Okla.] 3 4
 Washburn 4 3
 Baker 3 0
 Coach: Willis Bates

1907 [8-9] WSUOpp
 Wichita Jobbers' Colts 1 8
 at Arkansas 2 3
 at Arkansas 1 3
 Drury 7 1
 Drury 9 6
 Wichita Jobbers' Colts 2 16
 Drury 11 4
 Drury 1 3
 McPherson 21 2
 Bethany 2 1
 Fort Riley 4 1
 Kansas Wesleyan 5 6
 St. Mary's [Kan.] 1 2
 Kansas State 1 10
 McPherson 19 0
 Southwestern 2 0
 Southwestern 4 5
 Coach: Willis Bates

1908 [8-4] WSUOpp
 Wichita Jobbers' Colts 12 4
 Southwestern 8 4
 Chilocco Indian School 6 1
 Wichita Jobbers' Colts 0 16
 Emporia State 11 5
 Emporia State 6 0
 Wichita High School 4 3
 at Arkansas 0 1
 at Arkansas 3 2
 at Arkansas 0 3
 College of Emporia 7 3
 Southwestern 1 4
 Coach: Willis Bates

1909 [4-5] WSUOpp
 Emporia State 12 3
 Sterling 20 2
 Emporia State 5 9
 Kansas State 2 11
 St. Mary's [Kan.] 0 13
 Fort Riley 4 9
 Baker 2 9
 College of Emporia 16 5
 Baker 9 2
 Coach: faculty coaches

1910 [0-6] WSUOpp
 NW Oklahoma 0 20
 NW Oklahoma 2 22
 Chilocco Indian School 4 13
 Southwestern 1 16
 Enid Browns 0 2
 Enid Browns 1 7
 Coach: Roy K. Thomas

1911 [7-5] WSUOpp
 Kan. Wesleyan [10 inn.] 5 6
 Emporia State 7 2
 Emporia State 1 5
 College of Emporia 11 2
 Southwestern 10 2
 Sterling 27 2
 Kansas Wesleyan 4 1
 St. Mary's [Kan.] 5 6
 Kansas State 3 11
 Sterling 11 2
 College of Emporia 8 1
 Kansas State 5 7
 Coach: Roy K. Thomas

1912 [12-3-1] WSUOpp
 Bethany 1 11
 Bethany 12 1
 Kansas Wesleyan 6 4
 Sterling 23 4
 Sterling 9 6
 Kansas Wesleyan 4 2
 Wichita Jobber Colts 0 7
 NW Oklahoma 21 2
 Emporia St. [10 inn.] 3 2
 College of Emporia 5 0

Ottawa 9 7
 Ottawa 9 2
 Kansas State 4 3
 Southwestern 2 2
 College of Emporia 10 0
 Southwestern 2 5
 Coach: Roy K. Thomas

1913 [2-12] WSUOpp
 NW Oklahoma 0 5
 NW Oklahoma 7 25
 Chilocco Indian School 6 9
 at Arkansas L W
 at Arkansas L W
 Drury L W
 Ottawa 8 4
 Friends 1 11
 Chilocco Indian School 3 5
 Ottawa 2 5
 Baker 8 9
 St. Mary's [Kan.] 0 7
 Chilocco Indian School 5 6
 Baker 12 5
 Coach: E. Van Long

1914 [12-7] WSUOpp
 Wichita Jobbers' Colts 12 4
 Chilocco Indian School 7 8
 Oklahoma A&M 5 4
 at Arkansas 9 11
 Drury 1 4
 Missouri 10 6
 Ottawa 7 5
 Chilocco Indian Sch. [10 inn.] 9 8
 Southwestern 7 8
 College of Emporia 5 0
 Emporia State 5 4
 College of Emporia 7 6
 Ottawa 4 2
 Baker 7 4
 St. Mary's [Kan.] 2 1
 Emporia State 0 1
 Baker 4 5
 Southwestern 3 4
 Chilocco Indian School 3 2
 Coach: Willis Bates

1915 [1-5-1]
 Results Not Available
 Coach: Harry Buck

1916 [2-4] WSUOpp
 Southwestern 2 1
 Friends 0 8
 Bethel 4 9
 Friends 2 6
 Southwestern 1 9
 St. John's [Kan.] 4 3
 Coach: Harry Buck

1917 [1-2] WSUOpp
 Bethel 9 8
 Southwestern 2 3
 Friends 1 2
 Coach: Lamar Hoover

1918 [1-0] WSUOpp
 Friends 9 4
 Coach: Lamar Hoover

1919 [1-0] WSUOpp
 Wichita High School 2 1
 Coach: Lamar Hoover

1922
 Results Not Available
 Coach: Lamar Hoover

1923
 Results Not Available
 Coach: Lamar Hoover

1948 [4-4] WSUOpp
 at Kansas Wesleyan 8 3
 Oklahoma A&M 6 11
 Southwestern 8 3
 at Southwestern 4 7
 Tulsa 20 12
 at Oklahoma A&M 3 24
 at Tulsa 3 9
 Kansas Wesleyan 11 10
 Coach: Lyle Sturdy

1949 [4-9, 0-5] WSUOpp
 Emporia State 5 4
 at Kansas State 1 11
 at Kan. Wesleyan [10 inn.] 2 1
 at Oklahoma A&M* 2 14
 at Oklahoma A&M* 5 23
 Phillips 8 13
 at Phillips 2 6
 at Tulsa* 8 9
 Oklahoma A&M* 1 14
 Tulsa* 6 9
 Southwestern 7 6
 at Emporia State 9 10
 at Southwestern 5 4
 Coach: Ken Gunning
 *MVC Games

1950 [4-14, 1-5] WSUOpp
 Emporia State [10 inn.] 12 15
 at Oklahoma Baptist 2 5
 at Oklahoma Baptist 0 3
 at SW Oklahoma 1 5
 at Tulsa* 9 13
 at Tulsa* 0 13
 at Emporia State 3 4
 Oklahoma A&M* 5 6
 Oklahoma A&M* 0 9
 Southwestern 8 3
 at Phillips 5 7

Year-By-Year Scores

at Phillips 3 6
at Oklahoma A&M* 12 24
at Tulsa* 9 6
Phillips 5 8
Phillips 3 2
at Nebraska 5 8
at Nebraska 13 12
Coach: Ken Gunning
*MVC Games

1951 [4-9, 1-5] WSUOpp
at Southwestern 12 8
Nebraska 7 19
Nebraska 8 12
Tulsa* 5 6
Tulsa* 1 11
at Omaha [10 inn.] 12 4
at Nebraska 3 6
at Nebraska 2 4
Southwestern 8 3
Houston* 0 5
Houston* 4 21
at Oklahoma A&M* 4 21
at Oklahoma A&M* 9 4
Coaches: Ken Gunning, Bob
Carlson, Norvell Neve
*MVC Games

1952 [3-10, 0-6] WSUOpp
at McPherson [10 inn.] 6 7
Friends 15 9
Kansas 5 6
at Kansas State 1 10
at Kansas State 0 3
at Tulsa* 3 11
at Tulsa* 4 10
McPherson 6 0
Friends 2 1
at Oklahoma A&M* 2 13
at Oklahoma A&M* 2 11
at Houston* 0 6
at Houston* 0 11
Coach: Dick Miller
*MVC Games

1953 [1-9, 0-6] WSUOpp
at Oklahoma A&M* 0 24
at Oklahoma A&M* 1 12
at Houston* 3 10
at Houston* 4 9
at Kansas 0 13
at Kansas State 7 16
Tulsa* 7 8
Tulsa* 3 7
McPherson 6 5
McPherson 4 5
Coach: Dick Miller
*MVC Games

1954 [4-9, 2-7] WSUOpp
Kansas State 1 3
Kansas State 6 3
McPherson 4 5
at Tulsa* 9 20
at Tulsa* 11 14
at Tulsa* 5 4
Houston* 1 19
Houston* 2 1
Houston* 2 20
at McPherson 8 2
Oklahoma A&M* 1 7
Oklahoma A&M* 3 7
Oklahoma A&M* 5 14
Coach: Forrest Jensen
*MVC Games

1955 [4-9, 3-6] WSUOpp
at Kansas 2 6
at Kansas State 3 4
at Houston* 5 11
at Houston* 2 1
at Houston* 0 5
Oklahoma City 1 4
Oklahoma City 7 6
Tulsa* 10 5
Tulsa* 14 2
Tulsa* 6 13
at Oklahoma A&M* 1 23
at Oklahoma A&M* 2 34
at Oklahoma A&M* 2 19
Coach: Forrest Jensen
*MVC Games

1956 [4-13, 1-8] WSUOpp
Kansas State 9 5
Kansas State 4 12
at Friends 7 5
at Phillips 8 10
at Phillips 6 13
Kansas 0 12
Kansas 2 7
Houston* 7 5
Houston* 1 10
Houston* 1 11
at Tulsa* 8 13
at Tulsa* 3 28
at Tulsa* 13 14
Oklahoma A&M* 3 11
Oklahoma A&M* 1 10
Oklahoma A&M* 1 14
Friends 10 0
Coach: Jerry Bupp
*MVC Games

1957 [7-12, 2-7] WSUOpp
Friends 6 0
at NW Oklahoma 3 4
at NW Oklahoma 2 4
NW Oklahoma 2 7
Phillips 2 0
Phillips 0 2
Emporia State 1 0
Emporia State 6 1
Friends 9 3
at Houston* 0 6
at Houston* 0 1
at Houston* 2 1
at Oklahoma A&M* 9 12
at Oklahoma A&M* 2 8
at Oklahoma A&M* 0 7
Tulsa* 2 6
Tulsa* 5 4
Tulsa* [10 inn.] 1 3
Kansas 1 10
Coach: Ray Morrison
*MVC Games

1958 [17-8, 2-4] WSUOpp
at NW Oklahoma 6 0
at Phillips 2 4
at Phillips 3 6
at Oklahoma City 14 3
at Oklahoma City 3 1
at Oklahoma City 9 3
at Arkansas 6 7
at Arkansas 12 7
NW Oklahoma 6 5
NW Oklahoma [11 inn.] 7 6
Friends 12 1
at Emporia State 3 2
at Emporia State 6 2
Schilling AFB 9 1
Schilling AFB 18 6
Schilling AFB 9 2
at Kansas 5 3
at Tulsa* 7 9
at Tulsa* 8 2
at Tulsa* 2 3
Phillips 12 2
Phillips 1 10
Houston* 0 5
Houston* 0 1
Houston* 4 3
Coach: Ray Morrison
*MVC Games

1959 [15-12, 2-4] WSUOpp
at Arkansas 8 2
at Sam Houston 3 12
at Sam Houston 3 7
at Texas Lutheran 6 2
at Texas Lutheran 10 6
at St. Mary's [Texas] 8 4
at St. Mary's [Texas] 6 7
at Brooke Med. Cent. [10 inn.] 3 4
at Trinity College 12 2
Arkansas 3 4
Arkansas 12 5
NW Oklahoma 6 1
NW Oklahoma 7 1
Emporia State 2 4
Emporia State 3 5
Oklahoma City 11 1
Oklahoma City 10 0
at Washburn 3 0
at Washburn 2 3
Tulsa* [10 inn.] 4 3
Tulsa* 4 6
Tulsa* [12 inn.] 11 12
Friends 5 0
at Houston* 1 5
at Houston* 2 4

at Houston* 5 2
Phillips 6 3
Coach: Ray Morrison
*MVC Games

1960 [15-12, 3-2] WSUOpp
at NW Oklahoma 9 5
at NW Oklahoma 7 19
at Arkansas 6 7
at Arkansas 5 9
Phillips 4 2
NW Oklahoma 10 9
at Phillips 11 7
at Brooke Med. Center 5 6
at Texas Lutheran 5 4
at Texas Lutheran 14 6
at St. Mary's [Texas] 5 2
at St. Mary's [Texas] 2 11
at Trinity College 4 9
at Trinity College 5 6
at Brooke Med. Center 6 15
at Washburn 19 4
at Emporia State 4 9
at College of Emporia 8 0
College of Emporia 3 7
Friends 9 1
Emporia State 9 3
Friends 14 5
Tulsa* 5 1
Tulsa* 7 3
Houston* 1 3
Houston* 12 5
Houston* 3 5
Coach: Ray Morrison
*MVC Games

1961 [9-7, 0-3] WSUOpp
at Phillips 1 12
at Phillips 2 7
College of Emporia 4 1
College of Emporia 6 3
at Oklahoma City 5 4
at Oklahoma City 8 9
Arkansas 7 2
Arkansas 5 4
Emporia State 2 1
Tulsa* 7 11
Tulsa* [12 inn.] 8 9
Tulsa* 1 4
Oklahoma City 2 3
Oklahoma City 2 1
College of Emporia 7 3
Emporia State 5 2
Coach: Dick Miller
*MVC Games

1964 [8-10, 0-4] WSUOpp
Sterling 0 3
at Tulsa* L W
at Tulsa* L W
Kearney State 6 4
Kearney State 11 10
Parsons College [Iowa] 1 6
Parsons College [Iowa] 2 1
Parsons College [Iowa] 2 7
Oklahoma City 6 5
Oklahoma City 10 0
Washburn 2 9
Washburn 2 5
Bethany 1 0
Bethany 7 5
Friends 2 1
Tulsa* 3 8
Tulsa* 0 6
Drake+ 7 8
Coach: Lanny Van Eman
*MVC Games
+MVC Tournament [Louisville, Ky.]

1965 [7-13, 4-5] WSUOpp
at Sterling 4 3
at Sterling 0 3
Arkansas 0 3
Arkansas 2 0
Omaha 5 1
Omaha 0 1
Friends 2 3
at St. Louis* 6 5
at St. Louis* 5 9
at St. Louis* 0 3
at Parsons College [Iowa] 1 4
at Parsons College [Iowa] 2 5
at St. Louis* 6 5
at St. Louis* 5 9
at St. Louis* 0 3
at Parsons College [Iowa] 1 4
at Parsons College [Iowa] 2 5
Drake* 7 6

Drake* 6 3
Drake* 1 4
Tulsa* 1 6
Tulsa* 0 1
Tulsa* 3 2
Washburn 1 5
Washburn 2 11
Coach: Verlyn Anderson
*MVC Games

1966 [10-8-1, 4-2] WSUOpp
Sterling 6 4
Sterling 13 5
Nebraska 2 4
at Phillips# 1 0
Omaha# 3 5
at Phillips# 0 3
NE State [Okla.]# 2 2
Friends 4 0
Friends 1 0
Washburn 1 5
at Fort Hays 6 2
at Drake* [11 inn.] 4 5
at Drake* 8 2
at Drake* 11 9
at Tulsa* 3 2
at Tulsa* 7 5
at Tulsa* 0 5
at St. Louis+ 0 7
at St. Louis+ 4 7
Coach: Verlyn Anderson
*MVC Games #Phillips Tourna-
ment [Enid, Okla.] +MVC Playoff

1967 [11-13, 2-4] WSUOpp
Friends 8 2
Friends 14 2
at Phillips# 1 3
SE Oklahoma # 4 3
Kansas Wesleyan 1 2
Kansas Wesleyan 2 0
at Washburn 2 3
at Washburn 4 6
Emporia State 8 7
Emporia State 8 11
at Hastings 11 1
at Hastings 1 3
at Omaha 1 5
at Omaha 3 9
at Sterling 7 5
at Sterling 6 7
St. Louis* 9 8
St. Louis* 1 2
St. Louis* 0 2
at Kansas Wesleyan 3 1
Arkansas 6 3
Tulsa* 2 0
Tulsa* 3 5
Tulsa* 0 11
Coach: Verlyn Anderson
#Phillips Tournament [Enid,
Okla.]
*MVC Games

1968 [16-8, 4-3] WSUOpp
Friends 10 3
Friends 6 3
Hastings 3 1
Hastings 2 3
Washburn# 1 0
at Kansas Wesleyan# 0 1
Fort Hays# [10 inn.] 1 0
Washburn# 3 4
Parsons College [Iowa] 0 13
at Emporia State 13 2
at Emporia State 6 5
Emporia State 1 0
Emporia State 1 0
Fort Hays 6 0
Fort Hays 1 0
Sterling 2 5
Sterling 11 1
at St. Louis* 4 3
at St. Louis* 2 6
St. Louis* 8 6
at Drake* 1 2
at Drake* 12 5
at Drake* 5 4
at Tulsa* 1 5
Coach: Verlyn Anderson
#Kan. Wesleyan Tourn. [Salina,
Kan.]
*MVC Games

1969 [17-12, 6-3] WSUOpp
at Emporia State 0 10
at Emporia State 2 4
Emporia State 0 4
Emporia State 6 3
Parsons College [Iowa] 0 13
Washburn# 0 3
at Kansas Wesleyan# 0 3
at Kansas Wesleyan# 0 2
Fort Hays# 8 9
Friends 5 0
Friends 5 2
at Fort Hays [8 inn.] 5 4
at Fort Hays [9 inn.] 5 4
Tulsa* 7 0
Tulsa* 1 5
Tulsa* 0 3
at Sterling 4 2
at Sterling 0 1
St. Louis* 5 4
St. Louis* 7 3
St. Louis* 4 3
Sterling 2 1
Sterling 1 0
Kansas Wesleyan 5 4
Kansas Wesleyan 2 1
Drake* 10 6
Drake* 2 5
Drake* 10 3
McConnell AFB 11 0
Coach: Verlyn Anderson
#Kan. Wesleyan Tourn. [Salina,
Kan.]
*MVC Games

1970 [6-17, 3-5] WSUOpp
Fort Hays 7 6
Fort Hays 2 8
Bethany 13 5
Bethany 6 3
Creighton 0 3
Creighton 4 5
Creighton 8 10
Omaha 1 3
Omaha 0 7
at Emporia State 0 3
at Emporia State 2 5
at St. Louis* 6 11
at St. Louis* 5 7
at St. Louis* 9 8
at Oklahoma 2 8
at Oklahoma 1 3
at Tulsa* 2 15
at Tulsa* 0 10
at Tulsa* 0 2
Kansas Wesleyan 3 4
Kansas Wesleyan 2 5
Drake* 8 5
Drake* 5 3
Coach: John Sabus
*MVC Games

Year-By-Year Scores

1982 [73-14]

MVC Champions, NCAA Southern Regional Champions, College World Series Runner-Up



First row (from left): Dan Grieshaber, Jim Thomas, Dave Lucas, Tony Carter, Jeff Brogan, Pat Blasi*, Stan Brown, Greg LaFever, Jim Spring, Tim Gaskell, Ronnie Boss*. **Second row (from left):** Graduate assistant coach Don Heinkel, Joe Paatalo*, Jeff Mann, Tony Lask*, Phil Stephenson, Loren Hibbs, Mark Grogan, Jim Daniel, Kevin Penner, Dennis Overacker, graduate assistant coach Tim Tolin. **Third row (from left):** Head coach Gene Stephenson, Charlie O'Brien, Joe Krisik*, Erik Sonberg, Bryan Oelkers, Russ Morman, Troy Howerton, Ken Greenwood, Frank Schulte, Jeff Jennings*, Brad Bishop*, Tom Smith*, pitching coach Brent Kemnitz. *Did not finish season with team.

1982 College World Series Results

June 4 - Wichita State 7, Cal State Fullerton 0
 June 7 - Miami, Fla. 4, Wichita State 3
 June 9 - Wichita State 13, Oklahoma State 2
 June 11 - Wichita State 8, Texas 4
 June 12 - Miami, Fla. 9, Wichita State 3
 [Championship]

1982 CWS Championship Game

Miami 9, WSU 3

June 12, Omaha, Neb. (Rosenblatt Stadium)

Miami	AB	R	H	RBI	Wichita State	AB	R	H	RBI
Bill Wrona, ss	3	1	2	1	Jim Thomas, 2b	4	1	2	0
Steve Lusby, 1b	4	1	1	1	Loren Hibbs, cf	4	0	0	0
Sam Sorce, dh	4	0	0	1	Phil Stephenson, 1b	4	1	2	1
Phil Lane, 3b	5	1	2	3	Russ Morman, dh	5	1	2	2
Nelson Santovenia, c	5	0	1	0	Charlie O'Brien, c	4	0	0	0
Javier Velazquez, lf	3	2	2	0	Jim Spring, 3b	4	0	0	0
Dave Carr, lf	1	0	0	0	Mark Grogan, lf	4	0	0	0
Mitch Seoane, 2b	4	2	2	0	Tim Gaskell, rf	2	0	0	0
Mickey Williams, rf	2	1	0	0	Dave Lucas, ss	4	0	1	0
Doug Shields, cf	3	2	2	3	Don Heinkel, p	0	0	0	0
Mike Kasprzak, p	0	0	0	0	Stan Brown, p	0	0	0	0
Danny Smith, p	0	0	0	0	Troy Howerton, p	0	0	0	0
					Greg LaFever, p	0	0	0	0
Totals	34	9	12	9	Totals	35	3	7	3

	R	H	E
Miami	0	0	0
Wichita State	2	0	1

E - Lusby, Williams, Spring. DP - Miami 1, WSU 2. LOB - Miami 7, WSU 10. 2B - Santovenia, Seoane, Thomas, Stephenson 2. HR - Lane [25], Morman [24]. SB - Williams, Shields, Thomas. SH - Williams. SF - Sorce.

Miami	IP	H	R	ER	BB	SO
Mike Kasprzak (W, 14-4)	7	6	3	3	3	5
Danny Smith	2	1	0	0	2	2

WSU	IP	H	R	ER	BB	SO
Don Heinkel (L, 16-5)	5	5	7	7	5	7
Stan Brown	2 1/3	6	2	1	2	0
Troy Howerton	2/3	1	0	0	0	1
Greg LaFever	1	0	0	0	0	1

PB - Santovenia. U - Runchey, Christal, Sumpter, Dunne. T - 2:48. A - 14,321.

4/24 at Creighton* [DH]	7	4
at Creighton*	6	5
4/25 at Creighton* [DH]	7	0
at Creighton*	3	5
4/27 Oklahoma State	8	3
4/29 Kansas Newman	13	3
5/2 Texas Wesleyan [DH]	12	0
Texas Wesleyan	4	2
5/4 at Oral Roberts	5	1
5/7 Emporia State	9	8
5/8 Arizona State [L-D]	8	9
5/9 Arizona State [DH]	15	4
Arizona State	6	2

Valley Tournament

5/14 Southern Illinois#	9	6
5/15 Indiana State#	13	1
5/16 Southern Illinois#	12	8
5/21 Cal State-Fullerton	10	6
5/22 Cal State-Fullerton [L-D]	3	2
5/23 Cal State-Fullerton [L-D]	6	7

NCAA South Regional

5/28 Jackson StateH	3	0
5/29 New OrleansH	7	0
5/31 New OrleansH	8	1

College World Series

6/4 Cal State-Fullerton\$	7	0
6/7 Miami [Fla.]\$	3	4
6/9 Oklahoma State\$	13	2
6/11 Texas\$	8	4
6/12 Miami [Fla.]\$	3	9

Coach: Gene Stephenson

* Valley Games: + Las Cruces, N.M.; # Terre Haute, Ind.; H New Orleans, La.; \$ Omaha, Neb.

1983 [55-18, 7-1]

Date	Opponent	WSU	Opp
2/11	at Miami [Fla.]	8	12
2/14	at Miami [Fla.] [DH]	5	3
2/14	at Miami [Fla.]	5	3
2/18	at New Orleans [DH]	6	5
	at New Orleans	9	11
2/20	at New Orleans [DH]	10	1
	at New Orleans	9	2
2/26	Kearney State [DH]	9	0
	Kearney State	20	2
2/27	Kearney State [DH]	29	5
	Kearney State	15	2
3/2	NW Missouri [DH]	9	2
	NW Missouri	9	0
3/7	William Jewell [DH]	9	1
	William Jewell	10	3
3/8	Wayne State [Neb.] [DH]	20	1
	Wayne State [Neb.]	16	0
3/12	at Chapman	1	11
3/13	at San Diego State [DH]	18	1
	at San Diego State	1	6
3/14	at San Diego State	1	7
3/15	at Chapman	8	6
3/17	at Hawaii	9	12
3/18	at Hawaii	11	6
3/21	Cal Poly-Pomona+	7	4
3/22	Iowa+	10	8
3/22	at Hawaii	2	11
3/23	Iowa+	15	7
3/24	Cal Poly-Pomona+	1	2
3/25	at Hawaii+	7	6
3/30	St. Mary's [Minn.] [DH]	6	0
	St. Mary's [Minn.]	12	0
3/31	St. Mary's [Minn.] [DH]	6	2
	St. Mary's [Minn.]	12	0
4/7	Phillips [DH]	13	3
	Phillips	7	6
4/10	at New Mexico St.* [DH]	4	1
	at New Mexico State*	6	4
4/11	at New Mexico St.* [DH]	16	0
	at New Mexico State*	16	5
4/15	at Oklahoma City	19	11
4/16	at Oklahoma City	9	3
4/17	at Oklahoma State [DH]	6	15
	at Oklahoma State	8	1
4/19	Oral Roberts	10	6
4/20	Kansas Newman	3	2
4/21	Fort Hays	13	5
4/23	Oklahoma City	5	1
4/24	Oklahoma City [DH]	14	0
	Oklahoma City	9	0
4/26	Marymount [DH]	18	1
	Marymount	16	1
4/30	Nebraska	3	12
5/1	Nebraska [DH]	5	4
	Nebraska	10	5
5/3	Missouri-Rolla [DH]	32	4
	Missouri-Rolla	10	0
5/4	Missouri-Rolla [DH]	25	1
	Missouri-Rolla	25	1

5/7	Creighton* [DH]	5	4
	Creighton*	7	8
5/8	Creighton* [DH]	3	0
	Creighton*	14	3
5/21	Pan American [L-D] [DH]	9	19
	Pan American [L-D]	2	4
5/22	Pan American [L-D] [DH]	5	12
	Pan American [L-D]	10	4

Valley Tournament

5/13	Southern Illinois#	9	6
5/14	Indiana State#	4	11
5/15	Southern Illinois#	7	8

NCAA Midwest Regional

5/26	Oklahoma StateH	2	9
5/27	ArkansasH	6	3
5/28	Oral RobertsH	5	6

Coach: Gene Stephenson

+ Hawaii Rainbow Easter Tournament (Honolulu, Hawaii); * Valley Games; # Wichita, Kan.; H Stillwater, Okla.

1984 [40-22, 7-7]

Date	Opponent	WSU	Opp
2/25	Kearney State [DH]	13	0
	Kearney State	12	0
3/3	Friends [DH]	13	3
	Friends	34	4
3/9	at New Mexico	3	7
3/10	at New Mexico [DH]	15	0
	at New Mexico	6	1
3/11	at New Mexico	5	6
3/12	at New Mexico [DH]	9	0
	at New Mexico	1	2
3/13	Wyoming+	11	5
3/14	Wyoming+	5	3
3/15	at UNLV	14	15
3/16	at UNLV	1	3
3/17	at UNLV	7	3
3/18	at UNLV	0	7
3/22	Washburn [DH]	11	1
	Washburn	5	2
3/27	Kansas Newman	9	3
3/29	Phillips [DH]	16	1
	Phillips	10	0
3/30	Oklahoma City	10	3
4/1	Oklahoma City [DH]	13	8
	Oklahoma City	8	6
4/4	at Oral Roberts [15 inn.]	5	6
4/5	Marymount [DH]	3	2
	Marymount	11	2
4/7	at Illinois State* [DH]	0	5
	at Illinois State*	8	9
4/11	Emporia State [DH]	6	7
	Emporia State	12	1
4/14	at Indiana State* [DH]	5	4
	at Indiana State*	1	3
4/15	at Indiana State* [DH]	3	4
	at Indiana State*	0	2
4/17	NW Missouri [DH]	8	2
	NW Missouri	11	0
4/18	Fort Hays [DH]	8	2
	Fort Hays	6	0
4/23	at Oklahoma City	10	2
4/24	at Oklahoma City	12	1
4/25	Kansas Newman	13	1
4/26	at Nebraska [DH]	7	9
	at Nebraska	4	2
4/28	Bradley* [DH]	4	2
	Bradley*	8	2
4/30	Bradley* [DH]	7	4
	Bradley*	12	5
5/1	New Orleans [DH]	7	8
	New Orleans [L-D]	2	10
5/5	at Creighton* [DH]	1	2
	at Creighton* [DH]	6	5
5/6	at Creighton* [DH]	0	6
	at Creighton*	9	0

Valley Tournament

5/12	Southern Illinois#	3	1
5/13	Indiana State#	10	11
5/14	Illinois State#	10	6
5/14	Indiana State#	10	9
5/15	Indiana State#	3	7
5/17	Miami [Fla.]	8	7
5/18	Miami [Fla.] [L-D]	4	14
5/20	Miami [L-D]	4	5

Coach: Gene Stephenson

+ Las Cruces, N.M.; * Valley Games; # Carbondale, Ill.

Year-By-Year Scores

1989 [68-16]

MVC Champions, NCAA West II Regional Champions, College World Series Champions



First row (from left): Tony Mills*, Charlie Giadrone, Jim Audley, P.J. Forbes, Randy Fox, assistant trainer; Darin Kerr, student trainer; Steve Smith, Mike Jones, Pat Meares. **Second row (from left):** Tommy Tilma, Jeff Bonacquist, Mike Blankenberger*, Joey Wilson, Paul Cheatum*, Greg Brummett, Morgan LeClair, Mike Lansing, Jay Haffley. **Third row (from left):** Gene Stephenson, head coach; Guy Goodman, Todd Dreifort, Brian Buzard, Eric Wedge, Jeff Bluma, Mike McDonald, Mike Wentworth, Craig Marshall*, Loren Hibbs, assistant coach. **Fourth row (from left):** Jim Newlin, Kevin Lanterman*, Bryant Winslow, Tyler Green, Scott Martin*, Jeff Williams, Darrin Paxton, Brent Kennitz, pitching coach. *Did not finish season.

1989 College World Series Results

June 2 - Wichita State 3, Arkansas 1
 June 4 - Florida State 4, Wichita State 2
 June 6 - Wichita State 8, Arkansas 4
 June 7 - Wichita State 7, Florida State 4
 June 9 - Wichita State 12, Florida State 9
 June 10 - Wichita State 5, Texas 3
 (Championship)

1989 CWS Championship Game

WSU 5, Texas 3

June 10, Omaha, Neb. (Rosenblatt Stadium)

Texas	AB	R	H	RB	Wichita State	AB	R	H	RB
Lance Jones, cf	2	0	1	0	Jim Audley, cf	3	0	0	0
David Tollison, 2b	4	0	1	0	P.J. Forbes, 2b	3	1	0	0
Scott Bryant, dh-p	4	0	1	0	Mike McDonald, lf-1b4	0	0	0	0
Arthur Butcher, lf	4	1	1	0	Eric Wedge, c	3	0	0	0
Craig Newkirk, 3b	3	1	1	0	Bryant Winslow, 1b	2	0	1	1
David Lowery, 1b	3	1	1	0	Joey Wilson, lf	2	1	1	0
Jeff Shults, rf	3	0	0	1	Pat Meares, ss	3	1	1	2
Steve Bethea, ss	4	0	0	0	Todd Dreifort, rf	4	0	1	0
Jon Prather, c	3	0	0	0	Mike Jones, 3b	4	1	1	0
Kevin Pate, ph	1	0	0	0	Mike Wentworth, dh	4	1	2	0
Brian Dare, p	0	0	0	0	Greg Brummett, p	0	0	0	0
Totals	31	3	6	2	Totals	32	5	7	3

	R	H	E
Texas	0	0	0
Wichita State	1	2	0

E - Newkirk 2, Tollison, Dreifort, Winslow, Bethea. DP - WSU 1. LOB - Texas 6, WSU 8. HR - Meares (9). CS - Audley. SH - Audley. SF - Lowery.

Texas	IP	H	R	ER	BB	SO
Scott Bryant (L, 1-1)	2/3	1	1	1	4	0
Brian Dare	7 1/3	6	4	2	0	7

WSU	IP	H	R	ER	BB	SO
Greg Brummett (W, 18-2)	9	6	3	1	4	6

WP - Bryant. PB - Wedge. U - Williams, Steiner, Jones, Graham, Ravan, Roberts. T - 2:59. A - 13,701.

Illinois State*	4	5
4/16 Illinois State* [DH]	26	3
Illinois State*	4	6
4/19 Oklahoma State	6	11
4/20 at Kansas	9	2
4/22 at Bradley*	14	3
4/23 at Bradley*	4	0
4/25 Kansas State	17	5
4/26 at Oklahoma State	12	4
4/27 Kansas	14	0
4/29 at Southern Illinois* [DH]	12	4
at Southern Illinois*	1	4
4/30 at Southern Illinois* [10 inn.]	15	2
at Southern Illinois*	6	4
5/2 at Nebraska	15	3
5/3 at Kansas	7	2
5/4 Kansas	6	9
5/6 Creighton* [DH]	11	1
Creighton*	9	2
5/7 Creighton* [DH]	18	3
Creighton* [8 inn.]	4	3
5/10 Oklahoma Baptist	12	2
5/11 Brigham Young	8	6
5/12 Brigham Young [DH]	16	15
Brigham Young	3	9
5/13 Brigham Young	3	9

Valley Tournament

5/19 Southern Illinois#	16	3
5/19 Indiana State#	1	4
5/20 Southern Illinois#	5	3
5/20 Indiana State#	7	12

NCAA West II Regional

5/26 PortlandH	4	0
5/27 PepperdineH	12	1
5/28 MichiganH	5	14
5/28 Fresno StateH	6	4
5/29 MichiganH	3	2
5/29 MichiganH	9	5

College World Series

6/2 Arkansas&	3	1
6/4 Florida State&	2	4
6/6 Arkansas&	8	4
6/7 Florida State&	7	4
6/9 Florida State&	12	9
6/10 Texas&	5	3

Coach: Gene Stephenson

\$ Albuquerque, N.M.; ! Hawaii Rainbow Easter Tournament (Honolulu, Hawaii); # Valley Games; # Wichita, Kan.; H Fresno, Calif.; & Omaha, Neb.

1990 [45-19, 14-6]

Date	Opponent	WSU	Opp
2/9 Louisiana State!		13	6
2/11 Florida State!		8	7
2/24 Stephen F. Austin [DH]		6	3
Stephen F. Austin		6	1
2/25 Stephen F. Austin		7	0
3/3 Western Illinois [DH]		11	1
Western Illinois		16	3
3/4 Western Illinois		27	5
4/4 at Nebraska		2	4
3/10 Murray State		20	3
3/11 Murray State		12	3
3/13 at South Carolina		3	5
3/14 at South Carolina [12 inn.]		1	0
3/15 at South Carolina		6	4
3/17 Iowa State		9	8
3/18 Iowa State		5	1
3/19 Missouri State		9	4
3/20 New Mexico		12	0
3/21 New Mexico [DH]		8	4
New Mexico		4	2
3/22 New Mexico		15	1
3/27 Kansas		5	6
3/28 Oklahoma Baptist		7	5
3/30 Miami [Fla.]#		1	2
3/31 Stanford#		1	10
4/1 Minnesota#		8	5
4/3 at Oklahoma State		12	9
4/4 Oklahoma State		7	5
4/7 at Illinois State* [DH]		11	4
at Illinois State*		0	4
4/8 at Illinois State* [DH]		6	4
at Illinois State*		6	1
4/10 UNLV		6	7
4/11 UNLV		7	2
4/12 UNLV		19	3
4/14 Bradley* [DH]		2	4
Bradley*		9	7
4/15 Bradley* [DH]		4	3
Bradley*		1	2
4/17 at Kansas		14	7
4/18 Nebraska		4	2
4/20 Southern Illinois*		3	4
4/21 Southern Illinois* [DH]		0	1

Southern Illinois*	5	1
4/22 Southern Illinois*	6	4
4/25 Oklahoma City	10	3
4/26 at Kansas State	8	5
4/28 at Indiana State* [DH]	8	3
at Indiana State*	8	5
4/29 at Indiana State* [DH]	9	3
at Indiana State*	4	0
5/4 at Creighton*	3	7
5/5 at Creighton* [DH]	7	1
at Creighton* [11 inn.]	7	1
5/6 at Creighton*	12	3
5/8 at Brigham Young	3	23
5/9 at Brigham Young	7	8
5/12 Arkansas	4	6
5/13 Arkansas	3	0

Valley Tournament

5/16 Illinois State\$ [11 inn.]	0	1
5/17 Bradley\$	3	7

NCAA Midwest Regional

5/25 Georgia Southern% [13 inn.]	2	4
5/26 Arkansas%	7	6
5/27 UCLA%	5	7

Coach: Gene Stephenson

! ABCA Hall of Fame Classic (Baseball City, Fla.); # Pillsbury Classic (Minneapolis, Minn.); * Valley; \$ Wichita, Kan.; % Wichita, Kan.

1991 [66-13, 21-3]

Date	Opponent	WSU	Opp
2/23 St. Louis [DH]		28	4
St. Louis		11	3
2/24 St. Louis		10	0
2/27 Emporia State		23	5
2/28 Washburn		27	5
3/2 Eastern Illinois		11	5
3/3 Eastern Illinois		5	0
3/4 Eastern Illinois		11	2
3/6 Eastern Michigan		6	0
3/7 at Kansas State		2	3
3/7 Oklahoma City		7	10
3/9 at Texas Tech		8	3
3/10 at Texas Tech		2	4
3/12 at New Mexico [10 inn.]		6	7
3/13 at New Mexico [DH]		13	10
at New Mexico		11	7
3/14 at New Mexico		3	6
3/16 Austin Peay		13	1
3/17 Austin Peay		16	3
3/19 at Missouri St.* [DH]		6	7
at Missouri State*		13	4
3/20 at Oklahoma State		10	8
3/22 at Hawaii!		5	6
3/23 Washington State!		5	3
3/24 Lewis & Clark State!		5	0
3/25 Hawaii-Hilo! [10 inn.]		5	4
3/26 Davidson!		3	2
3/27 Portland State!		11	4
3/28 Sacramento State!		3	2
3/29 Portland State!		5	0
3/30 at Hawaii!		5	2
4/2 Minnesota		9	7
4/3 Minnesota		2	0
4/5 Illinois State*		9	2
4/6 Illinois State* [DH]		7	1
Illinois State*		5	1
4/7 Illinois State*		7	2
4/9 Baker		14	3
4/10 Oklahoma State		12	0
4/11 at Kansas		2	6
4/12 Indiana State*		17	1
4/13 Indiana State* [DH]		3	4
Indiana State*		4	1
4/14 Indiana State*		7	6
4/16 South Carolina		17	6
4/18 South Carolina		16	2
4/19 at Southern Illinois*		14	3
4/20 at Southern Illinois* [DH]		5	1
at Southern Illinois*		2	4
4/21 at Southern Illinois*		7	5
4/23 Kansas		15	6
4/24 at Kansas		6	3
4/25 Benedictine		7	2
4/27 Creighton* [DH]		8	4
Creighton*		8	1
4/28 Creighton* [DH]		12	3
Creighton*		15	5
4/30 Kansas		11	3
5/1 Oklahoma		5	2
5/4 at Bradley* [DH]		8	1
at Bradley*		4	0
5/5 at Bradley* [DH]		14	8
at Bradley*		7	3
5/7 Kansas State		17	3
5/9 at Missouri State*		12	2
5/10 at Missouri State*		3	0

Year-By-Year Scores

5/11 at Arkansas 1 10
5/12 at Arkansas 5 6

Valley Tournament

5/16 Bradley# 8 1
5/17 Creighton# 14 1
5/18 Creighton# [L-D] 13 1

NCAA Midwest Regional

5/24 East Carolina\$ 10 5
5/25 Baylor\$ 13 7
5/26 California\$ 8 1
5/27 California\$ 11 5

College World Series

6/1 Long Beach State& 8 5
6/3 Creighton& [12 inn.] 3 2
6/5 Creighton& 11 3
6/7 Louisiana State& 3 6

Coach: Gene Stephenson

* Valley Games: ! Hawaii Rainbow Easter Tournament [Honolulu, Hawaii]: # Wichita, Kan.: \$ Wichita, Kan.: & Omaha, Neb.

1992 [56-11, 18-3]

Date	Opponent	WSU	Opp
2/22	Arkansas State	1	0
2/23	Arkansas State	18	4
2/26	Oklahoma City	14	4
2/27	at Kansas State	10	2
2/29	Northeastern Illinois [DH]	11	5
	Northeastern Illinois	14	3
3/1	Northeastern Illinois	25	4
3/3	Nebraska	4	1
3/4	Centenary	13	2
3/5	Centenary	12	0
3/6	New Mexico State	13	1
3/7	New Mexico State	17	2
3/8	New Mexico State	11	1
3/12	at Grand Canyon	17	0
3/13	at Grand Canyon	16	13
3/14	at Grand Canyon	7	11
3/17	at Oklahoma State	13	6
3/20	Northern Iowa*	19	1
3/21	Northern Iowa*	9	0
3/22	Northern Iowa*	9	0
3/23	Dankook, Korea^	4	6
3/25	Northern Illinois	8	2
3/26	Northern Illinois	10	3
3/28	at Illinois State*	4	0
3/29	at Illinois State* [DH]	7	0
	at Illinois State*	10	2
3/31	Kansas	6	1
4/1	at Kansas [15 inn.]	3	2
4/3	Missouri State*	15	2
4/4	Missouri State*	16	2
4/5	Missouri State*	22	7
4/7	Arkansas	4	5
4/8	Arkansas	22	4
4/10	at Creighton*	4	9
4/11	at Creighton*	6	1
4/12	at Creighton*	3	7
4/14	Oklahoma	2	3
4/15	Oklahoma State	8	11
4/16	Kansas State	2	3
4/18	Bradley* [DH]	7	1
	Bradley*	17	6
4/19	Bradley*	10	1
4/21	at Oklahoma	4	2
4/22	Kansas State	7	6
4/24	at Indiana State*	19	12
4/25	at Indiana State*	4	1
4/26	at Indiana State*	5	9
4/28	Kansas	10	3
4/29	at Kansas	19	4
5/1	Southern Illinois*	8	4
5/2	Southern Illinois*	5	3
5/3	Southern Illinois*	13	2
5/5	Baker	11	1
5/6	Texas-Arlington [12 inn.]	4	3
5/7	Texas-Arlington	8	1
5/8	Central Missouri State	9	4
5/9	Central Missouri State	20	7
	Valley Tournament		
5/13	Illinois State#	12	0
5/14	Missouri State#	8	4
5/15	Indiana State#	11	1
5/16	Creighton# [12 inn.]	3	4
5/16	Creighton#	5	0
	NCAA Midwest Regional		
5/22	George Washington%	9	0
5/23	Arizona State%	3	1
5/24	Oklahoma State%	5	0
5/25	Oklahoma State%	5	2
	College World Series		
5/30	Pepperdine\$	0	6
6/1	Oklahoma\$	4	8

Coach: Gene Stephenson

* Valley Games: ^ Exhibition Game: # Wichita, Kan.: % Wichita, Kan.: \$ Omaha, Neb.

1993 [58-17, 17-3]


Date	Opponent	WSU	Opp
2/27	Illinois-Chicago [DH]	13	9
	Illinois-Chicago	6	1
2/28	Illinois-Chicago	18	5
3/3	Emporia State	9	3
3/4	Washington	2	7
3/5	Northwestern	6	5
3/6	Northwestern	15	2
3/7	Northwestern	11	12
3/9	at Kansas State	7	5
3/10	Kansas State	7	2
3/13	Notre Dame	14	11
3/14	Notre Dame	6	8
3/15	Benedictine	17	2
3/16	Northeastern Illinois	15	3
3/17	Northeastern Illinois	10	0
3/20	Portland State!	9	4
3/21	Tulane!	3	5
3/22	Lewis & Clark State!	12	1
3/23	at Hawaii!	9	10
3/24	Northwestern!	5	2
3/25	Portland State!	6	4
3/26	Portland State!	11	1
3/27	at Hawaii!	2	4
3/30	at Arkansas	3	4
3/31	NW Oklahoma St.	11	5
4/1	at Kansas	6	10
4/3	Northern Iowa* [DH]	11	2
	Northern Iowa*	10	3
4/4	Northern Iowa*	7	3
4/5	Arkansas	9	1
4/7	Central Missouri State	11	6
4/8	at Kansas State	11	2
4/10	at Bradley* [DH]	7	1
	at Bradley* [10 inn.]	13	9
4/11	at Bradley*	14	2
4/13	at Oral Roberts	5	2
4/14	Oral Roberts [12 inn.]	8	7
4/16	Indiana State*	2	4
4/17	Indiana State*	8	4
4/18	Indiana State*	10	5
4/20	Oklahoma City	4	5
4/21	Oral Roberts	0	4
4/22	Oral Roberts	9	5
4/23	Creighton*	2	1
4/24	Creighton*	6	4
4/25	Creighton*	8	9
4/27	at Oklahoma State	12	7
4/29	Baker	14	1
5/1	at Southern Illinois* [DH]	7	0
	at Southern Illinois*	10	1
5/4	Kansas	4	6
5/5	Grand Canyon	6	5
5/6	Grand Canyon	10	5
5/7	at Missouri State*	8	7
5/8	at Missouri State*	12	7
5/9	at Missouri State*	6	7
5/12	South Alabama [DH]	5	7
	South Alabama	3	0
5/13	Kansas State	5	3
5/14	Illinois State*	7	2
5/15	Illinois State*	7	5
5/16	Illinois State*	5	1
	Valley Tournament		
5/19	Illinois State#	6	5
5/20	Bradley#	11	8
5/21	Creighton#	9	7
5/22	Indiana State#	22	9
	NCAA Atlantic Regional		
5/27	Ohio State%	14	5
5/28	South Carolina%	3	2
5/29	at Georgia Tech% [10 inn.]	5	4
5/30	Ohio State%	6	8
5/30	Ohio State%	5	3
	College World Series		
6/5	Arizona State\$ [11 inn.]	4	3
6/7	Texas\$	7	6
6/10	Oklahoma State\$	10	4
6/12	Louisiana State\$	0	8

Coach: Gene Stephenson

! Hawaii Rainbow Easter Tournament [Honolulu, Hawaii]: * Valley Games: # Wichita, Kan.: % Atlanta, Ga.: \$ Omaha, Neb.

1991 [66-13]

MVC Champions, NCAA Midwest Regional Champions, College World Series Runner-Up



First row (from left): Kurt Stranathan, student trainer, John Bacon, Kevin O'Leary, Don Tannahill, Mike Jones, Billy Hall, Tony Mills, Jose Ramos, Jim Audley, Mark Coberley, assistant athletics trainer. **Second row (from left):** Steve Smith, Jamey Tarrh*, Chris Wimmer, Tommy Tilma, Mickey Rusk*, Jaime Bluma, Carl Hall, Jay Haffley*, Morgan LeClair, Matt Criss. **Third row (from left):** Gene Stephenson, head coach; David Chadd, graduate assistant coach; Doug Mirabelli, Scot McCloughan, Todd Dreifort, Spike Anderson, Joey Jackson, Brian Morrow, John Lewallen, Loren Hibbs, assistant coach; Gregg Miller, assistant coach. **Fourth row (from left):** Chad Bontrager, Shane Dennis, Darrin Paxton, Kennie Steenstra, Matt Klusener, Tyler Green, Jason White, Darren Dreifort, Brent Kemnitz, pitching coach. Charlie Giandrone, Brian Buzard not pictured. *Did not finish season with team.

1991 College World Series Results

June 1 - Wichita State 8, Long Beach State 5
June 3 - Wichita State 3, Creighton 2 [12 inn.]
June 5 - Wichita State 11, Creighton 3
June 7 - Louisiana State 6, Wichita State 3
(Championship)

1991 CWS Championship Game

LSU 6, WSU 3

June 8, Omaha, Neb. (Rosenblatt Stadium)

Louisiana State	AB	R	H	RBI	Wichita State	AB	R	H	RBI
Bookie Johnson, 2b	4	1	1	0	Billy Hall, 2b	3	1	2	0
Armando Rios, cf	3	3	2	2	Chris Wimmer, ss	4	0	1	0
Lyle Mouton, rf	4	2	0	0	Jim Audley, cf	3	1	0	1
Rich Cordani, lf	4	0	1	3	Doug Mirabelli, c	3	0	0	0
Gary Hymel, c	3	0	1	0	Todd Dreifort, rf	3	0	1	1
Pat Garrity, dh	4	0	2	1	Mike Jones, 3b	3	0	0	0
Johnny Tellechea, 1b	3	0	0	0	Scot McCloughan, dh	1	0	0	0
Chris Mook, 3b	3	0	0	0	Darren Dreifort, p-dh	3	0	0	0
Andy Sheets, ss	3	0	1	0	Jason White, 1b	4	0	0	0
Chad Ogea, p	0	0	0	0	Tommy Tilma, lf	3	1	1	1
Rick Greene, p	0	0	0	0	Tyler Green, p	0	0	0	0
					Jaime Bluma, p	0	0	0	0
Totals	31	6	8	6	Totals	30	3	5	3

Louisiana State 2 2 0 2 0 0 0 0 0 6 8 0
Wichita State 1 0 0 1 0 0 0 1 0 3 5 1

E - Green, DP - LSU 1, WSU 3. LOB - LSU 7, WSU 5. 2B - Rios. 3B - Cordani. HR - Rios (4), Tilma (6). SB - Hall (5), Wimmer (5), SF - Cordani, T. Dreifort.

LSU	IP	H	R	ER	BB	SO
Chad Ogea (W, 14-5)	7	4	3	2	4	3
Rick Greene (S, 14)	2	1	0	0	0	2

WSU	IP	H	R	ER	BB	SO
Tyler Green (L, 11-2)	3	5	4	4	3	3
Darren Dreifort	4 1/3	3	2	2	2	1
Jaime Bluma	1 2/3	0	0	0	0	2

HBP - Hymel (by Green), Rios and Mook (by D. Dreifort). PB - Hymel. U - Haggler, Patch, Rosenberry, Pederson, Lopina, Yeast. T - 2:54. A - 16,612.

Year-By-Year Scores

1993 [58-17]

MVC Champions, NCAA Atlantic Regional Champions, College World Series Runner-Up



First row (from left): Jason Ficken, Randy Young, Brandon Baird, Nate Davis, Trent Babcock, Richie Taylor, Tony Mills, Jason Adams. **Second row (from left):** Mark Coberley, assistant athletics trainer; Adam McCollough, Travis Huenfeld, Joel Bradberry, Travis Wyckoff, Kenny Smith, Darren Wheeler, Jaime Bluma, Jim Thomas, assistant coach. **Third row (from left):** Gene Stephenson, head coach; Mike Brandley, Jason Bichelmeyer, Chris Bauer, Brent Minnick, Joey Jackson, Tommy Tilma, John Bacon, Brent Kemnitz, pitching coach. **Fourth row (from left):** Jay Stephenson, Casey Blake, Jason Jordan, Alan Foster, Mike Drumright, Matt Klusener, Toby Smith, Shane Bryan, John Lewallen, Shane Dennis, Darren Dreifort. Not pictured: Carl Hall, Tom Buchanan, assistant coach.

1993 College World Series Results

June 5 - Wichita State 4, Arizona State 3 (11 inn.)
 June 7 - Wichita State 7, Texas 6
 June 10 - Wichita State 10, Oklahoma State 4
 June 12 - Louisiana State 8, Wichita State 0
 (Championship)

1993 CWS Championship Game

LSU 8, WSU 0

June 12, Omaha, Neb. (Rosenblatt Stadium)

Louisiana State					Wichita State				
AB	R	H	RBI	AB	R	H	RBI		
Jason Williams, 3b	3	1	1	Carl Hall, rf	5	0	0		
Armando Rios, cf	3	0	1	Jason Adams, ss	4	0	1		
Russ Johnson, ss	3	1	1	Richie Taylor, cf	2	0	0		
Todd Walker, 2b	4	1	2	Toby Smith, 1b	4	0	0		
Harry Berrios, rf	4	0	2	Darren Dreifort, dh-p3	0	1	0		
Mike Neal, dh	4	1	1	Joey Jackson, 2b	4	0	0		
Jim Greely, lf	2	2	1	Casey Blake, 3b	3	0	0		
Ryan Huffman, lf	0	0	0	Tommy Tilma, lf	3	0	1		
Adrian Antonini, c	2	1	0	Adam McCollough, c	2	0	0		
Kenny Jackson, 1b	3	1	1	John Lewallen, ph	1	0	0		
				Darren Wheeler, c	0	0	0		
				Tony Mills, ph	1	0	0		
Totals	28	8	10	Totals	32	0	3		

	R	H	E
Wichita State	0	0	0
Louisiana State	2	3	2

E - Greely, Jackson. DP - WSU 2. LOB - WSU 10, LSU 7. 2B - Jackson. HR - Walker (22). SB - Greely (3), Johnson (19). SH - Jackson, Williams. SF - Rios 2.

LSU	IP	H	R	ER	BB	SO
Brett Laxton (W, 12-1)	9	3	0	0	5	16

WSU	IP	H	R	ER	BB	SO
Travis Wyckoff (L, 5-3)	11/3	3	5	5	3	0
Darren Dreifort	12/3	4	2	2	2	2
Brandon Baird	5	3	1	1	1	4

HBP - Antonini (by Dreifort). U - Garman, January, Graham, Jenkins, Thompson, L'Heureux. T - 2:52. A - 20, 286.

1994 [45-17, 19-2]

Date	Opponent	WSU	Opp
2/26	Northwestern!	12	2
2/27	at South Alabama!	4	8
3/1	Kansas State	14	2
3/2	at Kansas State	7	3
3/4	Washington	7	10
3/5	Washington	10	12
3/6	Washington	5	1
3/8	Kansas State	4	2
3/9	at Kansas State	6	5
3/13	Iowa State	8	5
3/14	Iowa State	11	2
3/15	Southern Colorado	5	7
3/16	Southern Colorado	18	3
3/18	at Long Beach State	1	6
3/19	at Long Beach State	4	1
3/20	at Long Beach State	9	4
3/22	at Cal State-Fullerton	2	3
3/23	at Cal St. Fullerton [13 inn.]	4	5
3/27	Friends [7 inn.] [DH]	13	0
	Friends [7 inn.]	20	0
3/29	Northeastern Illinois	18	0
3/30	Northeastern Illinois	9	2
4/1	Northern Iowa*	13	0
4/2	Northern Iowa*	15	5
4/3	Northern Iowa*	3	0
4/4	Texas Tech	10	8
4/8	at Illinois State*	4	0
4/9	at Illinois State* [12 inn.]	3	2
4/10	at Illinois State*	9	5
4/12	Oklahoma City	10	8
4/13	at Kansas	3	6
4/14	Emporia State	16	3
4/16	Southern Illinois* [DH]	10	1
	Southern Illinois*	11	1
4/17	Southern Illinois*	8	6
4/19	Texas-Arlington [11 inn.]	7	6
4/20	Texas-Arlington	11	3
4/22	at Indiana State*	8	0
4/23	at Indiana State*	7	4
4/24	at Indiana State*	5	7
4/26	Oklahoma	4	1
4/28	Baker	11	5
4/30	Missouri State* [DH]	4	2
	Missouri State*	13	2
5/1	Missouri State*	4	0
5/3	Kansas	2	7
5/4	at Oral Roberts	8	3
5/6	at Creighton* [12 inn.]	6	4
5/7	at Creighton*+	1	6
5/8	at Creighton*	9	8
5/9	at Oklahoma State	5	7
5/10	Oklahoma State	4	7
5/11	Oral Roberts	9	0
5/14	Bradley* [DH]	7	4
	Bradley*\$	17	1
5/15	Bradley*	11	3
	Valley Tournament		
5/18	Illinois State%	5	6
5/19	Missouri State%	1	0
5/20	Creighton%	8	6
5/21	Bradley%	7	9
	NCAA Midwest Regional		
5/27	Santa Clara^	1	2
5/28	Georgia Tech^	1	13
	Coach: Gene Stephenson		
	! South Alabama/Coca Cola Classic (Mobile, Ala.): * Valley Game; + Rosenblatt Stadium (Omaha, Neb.); \$ Lawrence-Dumont Stadium (Wichita, Kan.); % Wichita, Kan.; ^ Wichita, Kan.		
	1995 [53-17, 24-8]		
	Date Opponent WSU Opp		
2/25	Arkansas State	3	0
2/26	Arkansas State	16	9
3/4	at Texas Tech	6	15
3/5	at Texas Tech [10 inn.]	6	7
3/10	Evansville*	7	0
3/11	Evansville* [DH]	16	1
	Evansville*	13	2
3/12	Evansville* [12 inn.]	4	5
3/14	at Kansas	6	3
3/15	Kansas	10	9
3/16	Baker	18	3
3/17	Long Beach State	7	9
3/18	Long Beach State	14	5
3/19	Long Beach State	10	4
3/21	at Bradley* [DH]	6	1
	at Bradley*	7	8
3/22	at Bradley* [DH]	4	2
	at Bradley*	7	4
3/25	Washington State^	9	2
3/25	Hawaii-Hilo^	14	0

3/26	Hawaii-Hilo^	7	5
3/27	San Francisco!	14	2
3/28	Grand Canyon!	5	1
3/29	Hawaii	5	1
3/30	Meiji, Japan! [EXH]	3	2
3/31	Hawaii-Hilo!	4	5
4/1	San Francisco!	10	0
4/2	Meiji, Japan! [EXH]	8	10
4/4	Friends	10	8
4/5	Arkansas	5	1
4/7	at Missouri State*	4	6
4/8	at Missouri St.* [DH]	2	4
	at Missouri State*	9	12
4/9	at Missouri State*	24	13
4/11	Emporia State	15	2
4/12	Friends	22	5
4/13	at Kansas State#	5	3
4/14	Indiana State*	18	5
4/15	Indiana State* [DH]	4	0
	Indiana State*	10	1
4/16	Indiana State*	19	5
4/18	at Oklahoma State	8	1
4/19	Oklahoma State	7	4
4/21	Illinois State*	3	2
4/22	Illinois State* [DH]	4	3
	Illinois State*	8	14
4/23	Illinois State*	8	0
4/25	Cal State-Fullerton	8	7
4/26	Cal State-Fullerton	4	3
4/28	at Northern Iowa*	5	6
4/29	at Northern Iowa*	4	3
4/30	at Northern Iowa* [DH]	7	2
	at Northern Iowa*	3	4
5/1	Kansas State	7	6
5/2	Missouri-St. Louis	9	5
5/5	at Southern Illinois*	12	2
5/6	at Southern Illinois* [DH]	6	5
	at Southern Illinois*	7	3
5/7	at Southern Illinois*	16	3
5/8	NW Oklahoma State	15	1
5/9	at Oral Roberts	4	5
5/10	Oral Roberts	9	0
5/12	Creighton*	4	2
5/13	Creighton* [DH]	4	0
	Creighton*	19	12
5/14	Creighton*	2	1
	Valley Tournament		
5/19	Bradley%	12	6
5/20	Evansville%	5	11
5/20	Creighton%	9	11
	NCAA Midwest Regional		
5/27	Lamar\$	11	13
5/27	Providence\$	6	2
5/29	Lamar\$	1	4
	Coach: Gene Stephenson		
	* Valley Games; ^ Honolulu, Hawaii (Rainbow Stadium); ! Hawaii Rainbow Easter Tournament (Honolulu, Hawaii); # Salina, Kan. (Dean Evans Field); % Springfield, Ill.; \$ Wichita, Kan.		
	1996 [54-11, 24-4]		
	Date Opponent WSU Opp		
3/1	Washington	10	0
3/2	Washington	9	2
3/3	Washington	15	0
3/9	Northeastern Illinois	5	0
3/10	Northeastern Illinois	14	5
3/13	at Arkansas	0	5
3/15	at Kansas State	7	4
3/16	Friends	19	5
3/17	Friends	15	3
3/19	South Alabama	1	6
3/20	South Alabama	12	5
3/23	at Long Beach State	6	1
3/24	at Long Beach State	4	3
3/26	at UC-Santa Barbara	16	11
3/27	at UC-Santa Barbara	11	4
3/29	at Illinois State* [DH]	10	2
	at Illinois State*	1	0
3/30	at Illinois State*	14	5
4/2	Kansas State [DH]	10	9
	Kansas State	7	9
4/3	Emporia State	13	11
4/5	at Indiana State*	12	1
4/6	at Indiana State* [DH]	1	2
	at Indiana State*	8	2
4/7	at Indiana State*	5	4
4/9	at Kansas	9	5
4/10	Kansas	4	0
4/11	Rockhurst	23	2
4/13	Bradley* [DH]	7	2
	Bradley*	5	2
4/14	Bradley* [DH]	4	11
	Bradley*	11	7
4/16	Houston	13	3

Year-By-Year Scores

at Southern Illinois*	5	9
3/18 at Southern Illinois*	21	9
3/20 Nebraska	6	5
3/22 Illinois State*	9	5
3/23 Illinois State*	5	0
Illinois State*	10	9
3/24 Illinois State*	2	0
3/26 UC Santa Barbara^	4	9
3/27 Hawaii Pacific^	7	0
3/28 at Hawaii^	2	4
3/29 Lewis-Clark State^	2	10
3/30 UC Santa Barbara^	6	3
3/31 Centenary^	10	0
4/1 Centenary^	6	2
4/2 Hawaii Pacific%	13	0
4/4 at Kansas	6	0
4/6 at Bradley*	6	4
4/7 at Bradley*	25	8
at Bradley*	17	7
4/8 at Bradley*	11	8
4/10 Nicholls State	6	3
4/11 Nicholls State	9	8
4/13 Indiana State*	16	9
4/14 Indiana State*	7	23
Indiana State*	3	5
4/15 Indiana State*	7	8
4/17 Friends	13	4
4/18 Kansas [10 inn.]	5	4
4/20 at Northern Iowa*	8	3
4/21 at Northern Iowa*	10	3
at Northern Iowa*	6	8
4/22 at Northern Iowa*	12	1
4/24 South Alabama [12 inn.]	6	9
4/25 South Alabama	14	0
4/27 at Missouri St.*	6	9
4/28 at Missouri St.*	3	4
at Missouri St.*	3	8
4/29 at Missouri St.*	2	3
5/1 at Kansas State	13	3
5/2 Kansas State	9	5
5/5 Evansville*	6	7
Evansville*	6	8
5/6 Evansville*	5	4
Evansville*	7	5
5/11 Creighton*	9	4
5/12 Creighton*	4	1
Creighton*	3	1
5/13 Creighton [12 inn.]*	9	8
Valley Tournament		
5/16 Northern Iowa&	3	4
5/17 Missouri St.&	3	7
Coach: Gene Stephenson		
! Mardi Gras Ball [Lafayette, La.]: # Nia Baseball Bash [Fullerton, Calif.]: ^ Hawaii Rainbow Tournament [Honolulu, Hawaii]: % played at Rainbow Stadium; * Valley Games; & MVC Tournament [Wichita, Kan.]		
2002 [47-17, 23-9]		
Date Opponent	WSU	Opp
2/15 Northwestern State#	5	4
2/16 at South Alabama#	4	3
2/17 Charlotte#	7	3
2/23 SE Missouri State	9	4
2/24 SE Missouri State	8	7
3/6 Fort Hays State	10	1
3/8 Cal State Fullerton [15 inn.]	3	1
3/9 Cal State Fullerton	1	10
3/10 Cal State Fullerton	13	4
3/15 Louisiana-Lafayette	6	1
3/16 Louisiana-Lafayette	3	1
3/17 Louisiana-Lafayette	7	9
3/19 at Long Beach State	1	3
3/20 at Long Beach State	3	5
3/23 at Evansville*	6	8
3/23 at Evansville*	11	7
3/24 at Evansville*[7 inn.]	9	5
3/24 at Evansville*	9	5
3/29 Northern Iowa*	11	2
3/30 Northern Iowa*[7 inn.]	8	5
3/30 Northern Iowa*	6	5
3/31 Northern Iowa*	4	10
4/3 at Kansas State	9	5
4/5 at Indiana State*	10	2
4/6 at Indiana State*[7 inn.]	0	1
4/6 at Indiana State*	6	1
4/7 at Indiana State*	14	10
4/9 at Kansas	1	9
4/12 Bradley*	8	3
4/13 Bradley*[7 inn.]	5	0
4/13 Bradley*[8 inn.]	12	2
4/14 Bradley*[7 inn.]	14	4
4/16 Kansas	10	1
4/19 at Creighton*	1	0
4/20 at Creighton*[7 inn.]	2	4
4/20 at Creighton*	2	4

4/21 at Creighton*	14	6
4/23 at Arkansas	3	2
4/26 Howard [7 inn.]	15	2
4/27 Howard [7 inn.]	31	2
4/27 Howard [7 inn.]	24	0
4/28 Howard [7 inn.]	20	5
4/30 at Nebraska	9	4
5/3 Missouri St.*[7 inn.]	14	0
5/4 Missouri St.*[7 inn.]	1	5
5/4 Missouri St.*[7 inn.]	12	2
5/5 Missouri St.*	7	5
5/10 at Illinois State*	11	4
5/10 at Illinois State*[7 inn.]	8	3
5/11 at Illinois State*	0	2
5/12 at Illinois State*[8 inn.]	13	3
5/13 Oklahoma	5	1
5/17 Southern Illinois*	10	6
5/18 Southern Illinois*[7 inn.]	6	1
5/18 Southern Illinois*	1	2
5/19 Southern Illinois*[14 inn.]	3	4
Valley Tournament		
5/22 Northern Iowa%	8	1
5/23 Southern Illinois%	17	1
5/24 Missouri St.%	3	0
5/26 Missouri St.%[10 inn.]	8	12
5/26 Missouri St.%[11 inn.]	7	6
NCAA Wichita Regional		
5/31 Oral Roberts\$	1	6
6/1 Oklahoma\$	8	4
6/1 Oral Roberts\$	8	15
Coach: Gene Stephenson		
# Coca-Cola Classic [Mobile, Ala.]: * Valley games: % MVC Tournament [Wichita, Kan.]; \$ NCAA Wichita Regional [Wichita, Kan.]		
2003 [49-27, 19-13]		
Date Opponent	WSU	Opp
2/15 at Hawaii Hilo	16	5
2/16 at Hawaii Hilo	14	4
2/16 at Hawaii Hilo [7 inn.]	4	3
2/17 at Hawaii Hilo	21	0
2/18 at Hawaii Hilo [7 inn.]	10	0
2/18 at Hawaii Hilo	12	0
2/19 at Hawaii Hilo	13	4
2/21 at Hawaii	3	7
2/22 at Hawaii	4	3
2/23 at Hawaii	6	4
3/3 Iowa	3	2
3/3 Iowa	13	2
3/7 vs. McNeese State#	3	4
3/8 at Louisiana-Lafayette#	11	4
3/9 vs. Ohio State#	2	3
3/11 Southern Nazarene	7	1
3/15 #7 Long Beach State	3	4
3/16 #7 Long Beach State	5	7
3/18 at #1 Arizona State	2	9
3/19 at #1 Arizona State	6	3
3/22 at UCLA	7	9
3/23 at UCLA	10	11
3/25 at Oral Roberts	5	11
3/26 at Kansas State	14	10
3/28 Illinois State*	4	3
3/29 Illinois State*[7 inn.]	4	2
3/29 Illinois State*	9	1
3/30 Illinois State*	15	9
4/1 at Oklahoma	4	5
4/5 at Northern Iowa*	3	8
4/5 at Northern Iowa*	8	1
4/6 at Northern Iowa*[7 inn.]	5	3
4/6 at Northern Iowa*	5	3
4/8 #8 Nebraska	7	5
4/9 Kansas State	13	2
4/11 Indiana State*[7 inn.]	10	0
4/12 Indiana State*[7 inn.]	3	2
4/12 Indiana State*	3	4
4/13 Indiana State*	6	5
4/15 Oklahoma	9	5
4/18 at Bradley*	0	1
4/19 at Bradley*[7 inn.]	1	3
4/19 at Bradley*	9	2
4/20 at Bradley*	4	6
4/22 #15 Arkansas [10 inn.]	6	5
4/25 Creighton*	6	1
4/26 Creighton*[7 inn.]	0	3
4/26 Creighton*	5	6
4/27 Creighton*[7 inn.]	0	16
4/29 at Kansas	7	2
4/30 Kansas State	12	3
5/2 at Missouri St.*	4	5
5/3 at Missouri St.* [7 inn.]	4	8
5/3 at Missouri St.*	6	7
5/4 at Missouri St.* [7 inn.]	12	1
5/6 at Kansas State	2	0
5/7 Kansas	3	7
5/9 at Southern Illinois*	5	3
5/10 at Southern Illinois*[7 inn.]	3	4

5/10 at Southern Illinois*	11	6
5/11 at Southern Illinois	14	4
5/13 Oral Roberts	13	2
5/15 Evansville*	5	3
5/16 Evansville*[7 inn.]	3	1
5/17 Evansville*	0	1
5/18 Evansville*	9	3
Valley Tournament		
5/21 Indiana State%	6	1
5/22 Southern Illinois%	4	6
5/23 Indiana State%	10	0
5/23 Missouri St.% [11 inn.]	9	8
5/24 Southern Illinois%	2	1
5/24 Southern Illinois%	3	0
NCAA Houston Regional		
5/30 vs. Mississippi&	4	2
5/31 at #1 Rice&	1	10
5/31 vs. Mississippi&	5	4
6/1 at #1 Rice&	2	5
Coach: Gene Stephenson		
# Mardi Gras Ball Classic [Lafayette, La.]: * Valley games: % MVC Tournament [Wichita, Kan.]; & NCAA Houston Regional [Houston, Texas]		
2004 [49-16, 28-4]		
Date Opponent	WSU	Opp
3/5 Louisiana-Lafayette	4	2
3/6 Louisiana-Lafayette	12	6
3/7 Louisiana-Lafayette	13	7
3/12 Sam Houston State	18	2
3/13 Sam Houston State	8	4
3/14 Sam Houston State	10	5
3/17 at Kansas State [16 inn.]	12	7
3/18 Kansas State	3	1
3/23 at #7 Long Beach State	1	2
3/24 at #7 Long Beach State	1	10
3/26 Northern Iowa*	8	0
3/27 Northern Iowa*	12	3
3/27 Northern Iowa*	10	0
3/28 Northern Iowa*	8	3
3/30 at Arkansas	4	10
4/2 at Indiana State*	5	2
4/3 at Indiana State*	10	2
4/3 at Indiana State*	6	0
4/4 at Indiana State*	11	1
4/6 #27 Oral Roberts	9	13
4/7 at Kansas	6	13
4/9 at Illinois State*	12	1
4/10 at Illinois State*	3	1
4/10 at Illinois State*	19	5
4/11 at Illinois State*	15	5
4/13 at #15 Nebraska	4	7
4/16 Southern Illinois*	9	1
4/17 Southern Illinois*	15	2
4/17 Southern Illinois*	5	1
4/18 Southern Illinois*	5	6
4/21 Kansas [10 inn.]	6	5
4/24 Bradley*	10	0
4/24 Bradley*	8	7
4/25 Bradley*[8 inn.]	3	2
4/25 Bradley*	4	3
4/27 #18 Arizona State	9	10
4/28 #18 Arizona State	3	4
5/1 Chicago State	19	0
5/2 Chicago State	16	4
5/3 Emporia State	17	3
5/4 UCLA	6	4
5/5 UCLA	10	3
5/7 at Creighton*	1	4
5/8 at Creighton*	1	2
5/8 at Creighton*	2	8
5/9 at Creighton*	15	2
5/11 at #18 Oklahoma	3	7
5/14 Missouri St.*	5	1
5/15 Missouri St.*	5	3
5/15 Missouri St.*	9	2
5/16 Missouri St.*	9	0
5/18 #18 Oklahoma	8	7
5/20 at Evansville*	10	3
5/21 at Evansville*	4	1
5/22 at Evansville*	10	6
5/23 at Evansville*	4	1
Valley Tournament		
5/26 Evansville%	5	8
5/27 Indiana State%	13	7
5/28 Missouri St.%	15	1
5/29 Southern Illinois%	5	1
5/29 Southern Illinois%	11	3
NCAA Fayetteville Regional		
6/4 Missouri#	3	0
6/5 #9 Arkansas# [11 inn.]	4	3
6/6 #9 Arkansas#	9	11
6/7 #9 Arkansas#	3	4
Coach: Gene Stephenson		
* Valley games : % MVC Tournament		

[Springfield, Mo.]: # NCAA Fayetteville Regional [Fayetteville, Ark.]

2005 [51-24, 16-8]

Date Opponent	WSU	Opp
2/11 Northwestern State	11	0
2/12 Northwestern State	4	0
2/13 Northwestern State	8	7
2/18 Southern Utah [11 inn.]	4	3
2/19 Southern Utah	5	2
2/20 Southern Utah	3	0
2/24 at Hawaii-Hilo	4	1
2/25 at Hawaii-Hilo	10	8
2/26 at Hawaii-Hilo	19	6
2/26 at Hawaii-Hilo	21	1
2/27 at Hawaii-Hilo	6	1
3/1 #21 Louisiana-Lafayette#	3	19
3/2 Sacramento State#	9	3
3/3 UC Davis#	6	4
3/4 at Hawaii#	3	2
3/5 South Florida#	2	1
3/11 UC Irvine%	4	9
3/12 at #20 USC%	4	6
3/13 #21 Texas Tech [10 inn.]%	6	5
3/15 McNeese State	13	4
3/16 McNeese State	7	5
3/18 #28 Long Beach State	0	1
3/19 #28 Long Beach State	2	5
3/20 #28 Long Beach State	7	0
3/22 at Oral Roberts	1	4
3/25 Iowa	6	1
3/26 Iowa	17	6
3/27 Iowa	7	3
3/29 at Kansas State	5	6
4/1 Evansville* [11 inn.]	3	5
4/2 Evansville* [7 inn.]	11	0
4/3 Evansville* [10 inn.]	10	11
4/5 Oral Roberts	4	2
4/6 at Kansas	6	13
4/8 Illinois State*	5	0
4/9 Illinois State* [7 inn.]	15	1
4/10 Illinois State*	9	3
4/12 at Oklahoma State	2	1
4/13 Kansas	5	1
4/15 at Northern Iowa*	6	7
4/16 at Northern Iowa*	6	1
4/17 at Northern Iowa*	3	1
4/19 Kansas State	2	4
4/20 at Kansas	11	9
4/22 #28 Creighton*	8	0
4/23 #28 Creighton*	4	3
4/24 #28 Creighton*	1	10
4/26 Oklahoma	7	5
4/27 #5 Nebraska	2	4
4/29 at Missouri State*	5	3
4/30 at Missouri State*	2	0
5/1 at Missouri State*	7	3
5/3 at Oklahoma	4	5
5/4 Kansas	3	5
5/6 at Southern Illinois*	4	0
5/7 at Southern Illinois*	1	5
5/8 at Southern Illinois*	1	4
5/10 Northern Colorado	5	8
5/11 Northern Colorado	8	3
5/13 Indiana State*	11	2
5/14 Indiana State*	4	9
5/15 Indiana State*	10	3
5/17 Oklahoma State	6	1
5/20 at Bradley* [11 inn.]	8	9
5/20 at Bradley*	3	0
5/21 at Bradley*	3	0
Valley Tournament		
5/25 Indiana State&	4	1
5/26 Southern Illinois&	9	0
5/27 #30 Creighton&	3	0
5/28 #30 Creighton&	3	4
5/28 #30 Creighton&	10	3
NCAA Knoxville Regional		
6/3 Winthrop@	1	2
6/4 Austin Peay State@	5	1
6/5 Winthrop@	3	2
6/5 at #10 Tennessee@	2	12
Coach: Gene Stephenson		
* Valley games; # First Hawaii Title Rainbow Tournament [Honolulu, Hawaii]; % Public Storage Classic [Los Angeles, Calif.]; & MVC		

Year-By-Year Scores

4/3 at Evansville*	9	8
4/4 at Evansville* [7 inn.]	17	2
4/6 at Oklahoma State	9	6
4/7 Rogers State	12	7
4/9 Southern Illinois*	9	2
4/10 Southern Illinois*	9	1
4/11 Southern Illinois*	5	9
4/13 at Nebraska	0	14
4/16 at Indiana State*	0	2
4/17 at Indiana State*	4	5
4/18 at Indiana State*	5	2
4/20 #16 Kansas State	4	7
4/21 Bethany College	13	5
4/23 San Jose State	3	2
4/24 San Jose State	7	6
4/25 San Jose State	3	4
4/27 Kansas	22	7
4/28 Oklahoma State	13	7
4/30 at Illinois State*	9	0
5/1 at Illinois State* [8 inn.]	8	18
5/2 at Illinois State*	5	1
5/4 Oral Roberts	4	6
5/7 at Creighton*	8	0
5/8 at Creighton*	8	3
5/9 at Creighton*	8	7
5/14 Missouri State*	3	0
5/15 Missouri State*	8	0
5/16 Missouri State*	3	10
5/18 Oral Roberts [10 inn.]	7	6
5/20 Dallas Baptist	6	2
5/21 Dallas Baptist	10	6
5/22 Dallas Baptist	2	0
Valley Tournament		
5/25 Missouri State@	6	2
5/26 Evansville@	9	2
5/27 Evansville@	6	5
5/29 Illinois State@	8	17
Coach: Gene Stephenson		
*Valley games: ! South Alabama Classic [Mobile, Ala.]; @ MVC Tournament [Wichita, Kan.]		
2011 [39-26, 14-7]		
Date Opponent	WSU	Opp
2/18 Niagara	5	0
2/19 Niagara	11	1
2/20 Niagara	12	0
2/22 at Oral Roberts	7	2
2/25 North Dakota	15	0
2/26 North Dakota	8	3
2/27 North Dakota	11	4
3/3 vs. UT-Arlington!	3	6
3/4 vs. New Orleans!	11	2
3/5 at Dallas Baptist!	6	2
3/6 at UT-Arlington	3	9
3/11 at #24 Tulane	5	6
3/12 at #24 Tulane	1	0
3/13 at #24 Tulane [11 inn.]	2	3
3/15 #11 Arizona [11 inn.]	6	5
3/16 #11 Arizona	8	3
3/18 Penn State	9	0
3/19 Penn State	2	4
3/20 Penn State [11 inn.]	4	9
3/22 Air Force	10	2
3/23 Air Force	6	0
3/25 at #24 Oregon	1	2
3/25 at #24 Oregon	6	5
3/26 at #24 Oregon [17 inn.]	7	6
3/27 at #24 Oregon	1	6
3/30 at Hawaii [12 inn.]	7	8
3/31 at Hawaii	6	2
4/1 at Hawaii	4	12
4/2 at Hawaii	3	12
4/5 Alcorn State	14	11
4/6 Alcorn State	20	4
4/8 at Missouri State*	6	8
4/9 at Missouri State*	3	1
4/10 at Missouri State*	7	8
4/12 Nebraska	4	5
4/13 at Kansas State	2	5
4/15 Evansville*	11	12
4/16 Evansville [8 inn.]	11	1
4/17 Evansville	9	2
4/19 at #15 Oklahoma State	3	5
4/22 Illinois State*	5	1
4/23 Illinois State*	6	1
4/24 Illinois State*	4	9
4/26 #19 Oklahoma State	6	5
4/29 at Southern Illinois*	9	6
4/30 at Southern Illinois*	3	4
4/30 at Southern Illinois*	11	5
5/3 at Kansas	4	7
5/4 Kansas	2	11
5/6 Creighton*	8	0
5/7 Creighton*	5	7
5/8 Creighton*	12	3

5/10 Oral Roberts	7	8
5/13 Indiana State*	1	0
5/14 Indiana State*	0	6
5/15 Indiana State*	6	1
5/17 Kansas State [11 inn.]	7	6
5/19 at Bradley*	8	6
5/20 at Bradley*	5	1
5/20 at Bradley*	1	0
Valley Tournament		
5/24 Evansville@	2	1
5/25 Indiana State@	7	3
5/26 Indiana State@	6	7
5/27 Indiana State@	9	0
5/28 Creighton@	1	3
Coach: Gene Stephenson		
*Valley games: ! Dallas Baptist Tourney [Dallas, Texas]; @ MVC Tournament [Omaha, Neb.]		
2012 [5-25, 0-9]		
Date Opponent	WSU	Opp
2/18 vs. La.-Lafayette!	0	1
2/18 vs. Santa Clara! [12 inn.]	1	7
2/19 at #35 Texas State	4	7
2/21 at Oral Roberts	10	3
2/24 North Dakota	7	1
2/25 North Dakota [7 inn.]	26	0
North Dakota	13	1
2/26 North Dakota	16	1
3/1 at Hawaii	3	6
3/2 at Hawaii	1	2
3/3 at Hawaii	0	4
3/4 at Hawaii	*4	2
3/6 UT-Arlington	*5	4
3/7 UT-Arlington	*5	1
3/9 Tulane	*3	2
3/10 Tulane	2	7
3/11 Tulane	*3	0
3/13 Oral Roberts	1	7
3/15 #24 Purdue	3	8
3/16 #24 Purdue	5	10
3/17 #24 Purdue	*8	2
#24 Purdue	*5	3
3/20 Alcorn State	*12	4
3/23 Long Beach State	*8	7
3/24 Long Beach State	1	13
3/25 Long Beach State	2	3
3/27 South Alabama	3	7
3/28 South Alabama	*9	4
3/30 So. Illinois* [10 inn.]	*4	3
3/31 Southern Illinois*	3	10
4/1 Southern Illinois*	*10	7
4/6 at Illinois State*	*4	2
4/7 at Illinois State*	5	6
4/8 at Illinois St.* [10 inn.]	*8	6
4/10 at Kansas [16 inn.]	*6	4
4/11 Kansas	*10	2
4/13 at Evansville*	1	4
4/14 at Evansville*	4	5
4/15 at Evansville*	*14	9
4/17 Oklahoma State [11 inn.]*	2	1
4/20 #29 Missouri State*	0	6
4/21 #29 Missouri State*	2	7
4/22 #29 Missouri State*	*3	2
4/24 at Kansas State [15 inn.]*	9	7
4/27 Dallas Baptist	*13	3
4/28 Dallas Baptist	*8	7
4/29 Dallas Baptist	1	4
5/1 Kansas State	*10	3
5/4 at Indiana St.* [10 inn.]	0	1
5/5 at Indiana State*	3	6
5/6 at Indiana State*	*8	2
5/11 Bradley*	*7	1
5/12 Bradley* [10 inn.]	*1	0
5/13 Bradley*	*7	6
5/15 at Nebraska	*13	2
5/17 at Creighton*	3	7
5/18 at Creighton*	*2	0
5/19 at Creighton*	*5	1
Valley Tournament		
5/22 Southern Illinois@	3	6
5/23 Missouri State@	0	7
Coach: Gene Stephenson		
*Valley games: ! Bobcat Invitational [San Marcos, Texas]; @ MVC Tournament		

[Springfield, Mo.]		
*wins later vacated		
2013 [0-28, 0-6]		
Date Opponent	WSU	Opp
2/15 Pittsburgh	4	6
2/16 Pittsburgh	8	10
2/17 Pittsburgh	3	11
2/19 at Oral Roberts	*5	4
2/28 at Ark.-Little Rock	*9	5
3/1 vs. Western Illinois!	*11	3
3/2 vs. New Orleans@	*5	1
3/2 at Central Arkansas	3	6
3/3 vs. Iowa!	*5	3
3/5 Oral Roberts	*8	1
3/6 Nebraska-Omaha	*5	3
3/8 Texas-Pan American	5	7
3/9 Texas-Pan American	*8	1
3/9 Texas-Pan American	*15	8
3/12 North Dakota	*6	1
3/13 North Dakota	*9	3
3/15 at Long Beach State	1	4
3/16 at Long Beach State	1	3
3/17 at Long Beach State	4	5
3/20 at Hawaii	1	6
3/21 at Hawaii	3	7
3/22 at Hawaii	*6	2
3/23 at Hawaii	0	7
3/26 Air Force	*3	2
3/27 Air Force	*4	1
3/29 Illinois State* [12 inn.]	*4	3
3/30 Illinois State*	3	7
3/30 Illinois State* [8 inn.]	*12	2
4/2 #22 Arizona State	3	4
4/3 #22 Arizona State	2	4
4/5 Indiana State*	*4	1
4/6 Indiana State*	*11	3
4/7 Indiana State*	5	7
4/9 at Kansas State	6	7
4/12 at Bradley*	*4	0
4/13 at Bradley* [10 inn.]	*10	6
4/14 at Bradley* [8 inn.]	*18	8
4/16 Kansas State	1	4
4/19 Evansville*	*5	4
4/20 Evansville*	3	6
4/21 Evansville*	*6	5
4/23 at #24 Okla. St. [12 inn.]	5	6
4/24 Oral Roberts	*8	0
4/26 at Southern Illinois*	4	5
4/27 at Southern Illinois*	*8	4
4/28 at Southern Illinois*	*5	2
4/30 at Kansas [11 inn.]	0	1
5/1 Kansas Wesleyan	*12	1
5/4 at Missouri State*	*3	2
5/5 at Missouri State*	*11	9
5/5 at Missouri State*	*3	0
5/7 Kansas	5	7
5/10 Creighton*	5	6
5/11 Creighton*	1	3
5/12 Creighton*	*4	1
5/14 #16 Oklahoma State	2	7
5/16 Northwestern	*8	2
5/17 Northwestern	*5	0
5/18 Northwestern [10 inn.]	*4	3
Valley Tournament		
5/21 Southern Illinois#	1	5
5/22 Creighton#	*11	4
5/23 So. Illinois# [7 inn.]	*15	0
5/23 Indiana State#	*5	0
5/24 Indiana State#	*5	4
5/26 Illinois State#	*5	2
NCAA Tournament		
5/31 #13 Kansas State%	*11	20
6/1 #12 Arkansas%	*1	3
Coach: Gene Stephenson		
*Valley games: ! Little Rock, Ark.; @ Conway, Ark.; % MVC Tournament [Normal, Ill.]; # NCAA Tournament		

[Manhattan, Kan.]		
*wins/losses later vacated		
2014 [31-28, 13-8]		
Date Opponent	WSU	Opp
2/14 SIUE	6	1
2/15 SIUE	7	3
2/16 SIUE	21	2
2/18 Central Arkansas	9	6
2/21 vs. Connecticut! [10 inn.]	1	2
2/22 vs. George Mason! [13 inn.]	4	5
2/23 at Coastal Carolina!	5	2
2/24 at Coastal Carolina!	10	0
2/28 Long Beach State	5	4
2/28 Long Beach State	0	7
3/7 Stephen F. Austin	0	1
3/9 Stephen F. Austin	4	3
3/9 Stephen F. Austin	6	0
3/11 at #15 Oklahoma State	6	4
3/14 at #20 UC Santa Barbara	1	2
3/15 at #20 UC Santa Barbara	16	5
3/16 at #20 UC Santa Barbara	2	3
3/18 at Arizona State	5	9
3/19 at Arizona State	12	9
3/21 Missouri State*	5	0
3/22 Missouri State*	5	1
3/23 Missouri State*	3	4
3/25 Nebraska	3	7
3/28 #9 Cal State Fullerton	1	5
3/29 #9 Cal State Fullerton	3	2
3/30 #9 Cal State Fullerton	4	2
4/1 at Kansas	2	4
4/5 at Indiana State*	0	3
4/5 at Indiana State*	2	3
4/6 at Indiana State*	4	5
4/8 at Kansas State	2	3
4/9 at Oral Roberts	4	9
4/11 at Evansville*	1	5
4/12 at Evansville* [7 inn.]	2	13
4/13 at Evansville* [8 inn.]	13	3
4/15 Oral Roberts	6	5
4/18 Southern Illinois* [7 inn.]	10	0
4/19 So. Illinois* [12 inn.]	4	3
4/20 Southern Illinois* [7 inn.]	11	1
4/22 vs. Missouri@ [10 inn.]	4	5
4/25 at Tulane [12 inn.]	1	5
4/26 at Tulane	4	5
4/27 at Tulane	10	3
4/29 Kansas	3	10
4/30 #9 Oklahoma State	0	3
5/2 Bradley* [10 inn.]	4	3
5/3 Bradley*	7	0
5/4 Bradley*	8	4
5/6 Kansas State	4	10
5/9 Dallas Baptist*	8	5
5/10 Dallas Baptist*	2	8
5/11 Dallas Baptist*	4	6
5/15 at Illinois State*	2	0
5/16 at Illinois State*	2	1
5/17 at Illinois State* [7 inn.]	15	5
Valley Tournament		
5/20 vs. Illinois State#	0	6
5/21 vs. Evansville#	8	6
5/22 vs. So. Illinois# [12 inn.]	2	1
5/22 vs. Illinois State#	1	6
Coach: Todd Butler		
*Valley games: ! Baseball at the Beach Tournament [Myrtle Beach, S.C.]; @ Kauffman Stadium [Kansas City, Mo.]; # MVC Tournament [Terre Haute, Ind.]		
2015 [26-33, 10-11]		
Date Opponent	WSU	Opp
2/13 at Sam Houston State	5	8
2/14 at Sam Houston State	4	3
2/15 at Sam Houston State	3	9
2/20 Texas State	14	1
2/20 Texas State	6	1
2/21 Texas State	5	7
2/24 Omaha	4	6
2/27 at Long Beach State	0	7
2/28 at Long Beach State	2	5
3/1 at Long Beach State	0	4
3/6 Central Michigan	3	6
3/7 Central Michigan	1	4
3/8 Central Michigan	10	5
3/10 Central Arkansas	1	12
3/11 Arkansas-Little Rock	9	2
3/13 #14 UC Santa Barbara	3	2
3/14 #14 UC Santa Barbara	3	6
3/15 #14 UC Santa Barbara	0	8
3/17 Western Illinois	13	6
3/17 Western Illinois [7 inn.]	18	2
3/20 at Southern Illinois*	3	2
3/21 at So. Illinois* [7 inn.]	20	6

Year-By-Year Scores

2022 [21-36, 9-15]

Date	Opponent	WSU	Opp
2/18	at Louisiana Tech	3	7
2/19	at Louisiana Tech	6	9
2/20	at Louisiana Tech	3	5
2/22	at Oklahoma	2	6
2/24	at Texas State	2	9
2/25	at Texas A&M-CC &	3	5
2/26	vs. Pepperdine &	5	2
2/27	vs. Iowa &	8	7
3/1	at Oral Roberts	6	11
3/4	vs. Iowa %	6	4
3/5	vs. Washington St. %	8	2
3/6	vs. Texas A&M %	6	5
3/8	Oral Roberts	6	4
3/11	South Dakota State	5	2
3/12	South Dakota State	2	4
3/13	South Dakota State	19	7
3/18	New Mexico	0	4
3/19	New Mexico	9	12
3/20	New Mexico	13	7
3/23	Kansas (10 inn.)	7	5
3/25	Creighton	1	6
3/26	Creighton	3	8
3/27	Creighton	6	3
3/30	at Kansas	2	14
4/1	at Houston*	4	0
4/2	at Houston*	3	5
4/3	at Houston*	3	4
4/5	#6 Oklahoma St.	3	5
4/8	at East Carolina*	5	6
4/9	at East Carolina*	3	10
4/10	at East Carolina*	5	0
4/12	at #5 Oklahoma State	5	8
4/14	Cincinnati*	5	9
4/15	Cincinnati* [14 inn.]	5	7
4/16	Cincinnati*	0	4
4/18	Kansas State	1	12
4/19	at Oklahoma	5	9
4/22	UCF*	5	8
4/23	UCF*	12	16
4/24	UCF*	2	8
4/26	#8 Oklahoma State	6	12
4/29	at Memphis*	6	7
4/30	at Memphis*	14	6
5/1	at Memphis*	10	6
5/3	at Kansas State	1	3
5/6	Houston*	4	7
5/7	Houston*	12	4
5/8	Houston*	8	11
5/13	Tulane*	2	0
5/14	Tulane* [8 inn.]	18	8
5/15	Tulane*	4	3
5/16	#24 Oklahoma	18	0
5/19	at South Florida*	3	8
5/21	at South Florida* [7 inn.]	11	7
5/21	at South Florida* [10 inn.]	14	5

American Tournament

5/24	vs. Houston^	7	10
5/25	vs. UCF^	4	12

* American games; & Kleberg Bank College Classic (Corpus Christi, Texas); % Frisco College Baseball Classic (Frisco, Texas)

^ American Tournament (Clearwater, Fla.)

NCAA Records & Year Leaders

NCAA Records

Team, Miscellaneous

Victories [1982]..... 73

Team, Season (Hitting)

Runs [1982]..... 858
 Runs Scored/Game [1998]12.06
 Doubles [1989]..... 203
 Triples [1980]..... 67
 RBI [1981]..... 755
 Total Bases [1982].....1,588
 Stolen Bases [1982].....333
 Sacrifice Flies [1989]..... 63
 Doubles Per Game [1998]3.21

Team, Inning (Hitting)

Runs [3/3/84]..... 21 vs. Friends
 Runs, 5th [5/10/78]..... 19 vs.
Kan. Wesleyan
 Runs, 6th [3/3/84]21 vs. Friends
 Hits, 6th [3/3/84] 14 vs. Friends
 Triples [5/3/83]. 4 vs. Mo.-Rolla

Individual, Season (Hitting) At Bats

P.J. Forbes [1989]..... 377

Runs

Loren Hibbs [1982].....125

Individual, Season (Pitching) Most Wins Without A Loss

Kennie Steenstra [1991]..... 17

Individual, Career (Hitting) Hits

Phil Stephenson [1979-82]418

Runs

Phil Stephenson [1979-82] 420

Total Bases

Phil Stephenson [1979-82].730

Stolen Bases

Phil Stephenson [1979-82] 206

Walks

Phil Stephenson [1979-82] 300

Sacrifice Flies

Mike McDonald [1986-89] 27

Individual, Career (Pitching) Wins

Don Heinkel [1979-82] 51

Walks

Terry Hayes [1978-81]..... 284

Individual, Career (Fielding) Putouts

Logan Sorensen [2001-04]2,289

Individual, Game (Hitting) Triples

Kevin Hooper [2/27/99]3 vs. Miami [Ohio]

NCAA Team Leaders

Batting Average

1979 384
 1998 369

Runs

1979 828
 1980 748
 1981 829
 1982 858
 1983 715
 1989 831
 1991 708
 1992 651
 1993 611
 1998 760

Runs Per Game

1980 11.33
 1981 11.68
 1992 9.72
 1998 12.06

Victories

1982 73
 1985 68
 1989 68
 1991 66
 1992 56
 1993 58
 1999 59

Winning Percentage

1996 831
 1998 889

Hits

1979 926
 1980 906
 1981 948
 1982 989
 1989 934
 1991 914
 1992 792
 1993 824
 1995 809

Doubles

1979 181
 1980 161
 1981 169
 1982 180
 1985 199
 1989 203
 1998 202

Triples

1979 57
 1980 67
 1981 44
 1982 58
 1983 52
 1987 43
 1989 51

Home Runs

1979 95
 1981 113

Total Bases

1979 1,506
 1980 1,474
 1981 1,544
 1982 1,588
 1989 1,542
 1998 1,485

Stolen Bases

1981 240
 1982 333
 1995 216
 1996 187

Earned Run Average

1982 2.53
 1991 2.93

Strikeouts

2007 670

Slugging Percentage

1979 625
 1998 644

Double Plays

1985 95
 1989 95
 1991 87
 1992 81
 1995 82

Doubles Per Game

1998 3.21

Triples Per Game

1983 0.71

NCAA Individual Leaders

Hits

Phil Stephenson [1981] 119
 Jim Thomas [1982] 124
 P.J. Forbes [1989] 117
 Chris Wimmer [1991] 125

Runs

Phil Stephenson [1981] 112
 Loren Hibbs [1982] 125
 Jim Spring [1983] 107
 Tim Raley [1987] 102
 Mike Lansing [1989] 101
 Chris Wimmer [1991] 99
 Jeff Ryan [1998] 109

Doubles

Joe Carter [1980] 34
 Phil Stephenson [1982] 30
 Dan Juenke [1985] 27

Triples

Jim Thomas [1982] 12
 Tim Raley [1987] 12
 P.J. Forbes [1989] 13
 Jim Audley [1991] 12

Home Runs

Drew Moffitt [2004] 26

RBI

Mike Davis [1980] 98
 Joe Carter [1981] 120
 Russ Morman [1982] 130
 Russ Morman [1983] 105

Batting Average

Pat Magness [1998] 464

Runs Scored Per Game

Phil Stephenson [1981] .. 1.60
 Kevin Hooper [1998] 1.77

Stolen Bases

Phil Stephenson [1982] 87
 Billy Hall [1991] 59
 Chris Wimmer [1992] 52
 Randy Young [1995] 64
 Randy Young [1996] 68

Walks

Phil Stephenson [1982] 97
 Eric Wedge [1989] 88

Earned Run Average

Jim Newlin [1989] 1.08

Victories

Bryan Oelkers [1982] 18
 David Haas [1987] 15
 Greg Brummett [1989] 18
 Kennie Steenstra [1991] 17

Saves

Jim Newlin [1989] 18

Strikeouts

Bryan Oelkers [1982] 166

Doubles Per Game

Joe Carter [1980] 0.53

RBI Per Game

Joe Carter [1981] 1.74

Total Bases

Joe Carter [1980] 229
 Joe Carter [1981] 214
 Eric Wedge [1989] 206

Team Records

*Stats were vacated due to a ruling by the NCAA Committee on Infractions

Miscellaneous

Games

1. 1985.....	88
2. 1982.....	87
3. 1989.....	84
4. 1979.....	80
5. 1987.....	79
1991.....	79
7. 2003.....	76
8. 1993.....	75
2005.....	75
2007.....	75

Victories

1. 1982.....	73
2. 1985.....	68
1989.....	68
4. 1991.....	66
5. 1979.....	65
6. 1987.....	59
1999.....	59
8. 1993.....	58
9. 1981.....	56
1988.....	56
1992.....	56
1998.....	56

Winning Streaks

1. 1989.....	24
2. 1998.....	22
3. 1982.....	20
4. 1981.....	19
2008.....	19
6. 1979.....	17
1985.....	17
1991.....	17
1998.....	17
10. 1982.....	16
1992.....	16

Home Winning Streaks

1. 1980-81.....	52
2. 1991-92.....	41
3. 1998.....	34
4. 1988-89.....	31 (1 Tie)
5. 1985.....	30
6. 1983.....	24
7. 1979.....	23
8. 1982.....	22
9. 1979.....	21
10. 1991.....	20

Losses

1. 2016.....	37
2. 2022.....	36
3. 2015.....	33
4. 1978.....	30
2017.....	30
6. 2014.....	28
7. 2013.....	26
8. 2003.....	27
2009.....	27
10. 2011.....	26

Losing Streaks

1. 1952-53.....	12
2. 2022.....	11
3. 1950.....	9
1970.....	9
5. 1956.....	8
2009.....	8
2014.....	8
8. 1910-11.....	7
1912-13.....	7
1949.....	7
1951.....	7
1970.....	7
2015.....	7

Consecutive Shutouts

1. 1968.....	4
1982.....	4

Consecutive Scoreless Innings

1. 30.2.....	April 4-9, 1982
2. 29.2.....	March 20-26, 1982
3. 26.2.....	May 23-31, 1982
4. 26.1.....	Feb. 16-19, 2003
5. 25.1.....	March 26-29, 1992
6. 25.0.....	May 25-28, 2005
25.0.....	May 22-24, 2013
8. 24.1.....	March 27-30, 1994
24.1.....	April 23-26, 1983
24.1.....	Feb. 19-26, 2017

Games Without Being Shutout

1. 1996-2001.....	332
2. 1987-90.....	229
3. 1978-80.....	177
4. 1990-92.....	148

Highest Winning Percentage

1. 1998.....	.889
2. 1982.....	.839
3. 1992.....	.836
4. 1991.....	.835
5. 1996.....	.831
6. 1979.....	.813
7. 1980.....	.811
8. 1989.....	.810
9. 1999.....	.808
10. 1981.....	.789

Lowest Winning Percentage

1. 1910.....	.000
2013.....	.000
3. 1953.....	.100
4. 1913.....	.143
5. 1915.....	.167
2012.....	.167
7. 1950.....	.222
8. 1952.....	.231
10. 1956.....	.235

Highest Home Winning Percentage

1. 1991 [40-2].....	.952
2. 1998 [34-2].....	.944
3. 1982 [46-4].....	.920
4. 1988 [33-3].....	.917
5. 1979 [52-6].....	.897
6. 1985 [43-5].....	.896
1992 [43-5].....	.896
8. 1981 [40-5].....	.889
9. 2004 [29-4].....	.879
10. 1980 [43-6].....	.877

Highest Away Winning Percentage

1. 1989 [35-6].....	.854
2. 1998 [17-4].....	.810
3. 1996 [19-5].....	.792
4. 1993 [22-8].....	.733
5. 1982 [27-10].....	.730
6. 2007 [20-8].....	.714
7. 1986 [19-8].....	.704
8. 1991 [26-11].....	.703
9. 1990 [18-8].....	.692
10. 1992 [13-6].....	.684

Longest Games (Innings)

1. Oregon [2011].....	17
Evansville [2017].....	17
3. Kansas State [2004].....	16
*Kansas [2012].....	16
5. Southwestern [1903].....	15
Oral Roberts [1984].....	15
Kansas [1992].....	15
Cal State Fullerton [2002].....	15
*Kansas State [2012].....	15
10. Arkansas [1999].....	14
Southern Illinois [2002].....	14
No. Colorado [2006].....	14
Cincinnati [2022].....	14

Largest Winning Margins (Since 1948)

1. Kansas Wesleyan [1987].....	35-0
2. Friends [1984].....	34-4
3. Howard [2002].....	31-2

4. Colorado State [1981].....	33-5
Missouri-Rolla [1983].....	32-4
Kansas Wesleyan [1989].....	28-0
Marymount [1989].....	28-0
8. Colorado [1981].....	27-1
Kansas Wesleyan [1989].....	28-2
Friends [1998].....	26-0
North Dakota [2012].....	26-0

Worst Defeats (Since 1948)

1. Oklahoma A&M [1955].....	34-2
2. Tulsa [1956].....	28-3
3. Oklahoma A&M [1953].....	24-0
4. Oklahoma A&M [1955].....	23-1
5. Oklahoma A&M [1948].....	24-3
6. BYU [1990].....	23-3
7. Arizona [2010].....	19-0
8. Oklahoma A&M [1949].....	23-5
Houston [1954].....	20-2
Arizona State [1982].....	18-0
Arizona State [1988].....	19-1

Season (Hitting)

Average

1. 1979.....	.384
2. 1980.....	.378
3. 1981.....	.377
4. 1998.....	.369
5. 1978.....	.351
6. 1982.....	.344
7. 1985.....	.337
8. 1997.....	.335
9. 1983.....	.334
1991.....	.334

At Bats

1. 1989.....	2,895
2. 1982.....	2,874
3. 1991.....	2,735
4. 1985.....	2,718
5. 1993.....	2,650
6. 1987.....	2,648
7. 2007.....	2,596
8. 2003.....	2,566
9. 2005.....	2,531
10. 1999.....	2,526

Hits

1. 1982.....	989
2. 1981.....	948
3. 1989.....	934
4. 1979.....	926
5. 1985.....	917
6. 1991.....	914
7. 1980.....	906
8. 1998.....	851
9. 1987.....	837
10. 1999.....	829

Hits Per Game

1. 1980.....	13.7
2. 1998.....	13.5
3. 1981.....	13.4
4. 1997.....	11.9
5. 1992.....	11.8
6. 1979.....	11.6
1991.....	11.6
1995.....	11.6
9. 1982.....	11.4
1994.....	11.4
1999.....	11.4

Runs

1. 1982.....	858
2. 1989.....	831
3. 1981.....	829
4. 1979.....	828
5. 1985.....	765
6. 1998.....	760
7. 1980.....	748
8. 1987.....	734
9. 1983.....	715
10. 1991.....	708

Runs Per Game

1. 1998.....	12.1
2. 1981.....	11.7
3. 1980.....	11.3
4. 1996.....	10.8
5. 1979.....	10.4
6. 1989.....	9.9
1982.....	9.9
8. 1983.....	9.8
9. 1992.....	9.7
10. 1997.....	9.5

Doubles

1. 1989.....	203
2. 1998.....	202
3. 1985.....	199
4. 1979.....	181
5. 1982.....	180
6. 1999.....	172
7. 1981.....	169
8. 1991.....	167
9. 1980.....	161
1987.....	161
1996.....	161

Triples

1. 1980.....	67
2. 1982.....	58
3. 1979.....	57
4. 1983.....	52
5. 1989.....	51
6. 1981.....	44
7. 1987.....	43
8. 1991.....	34
9. 1985.....	33
10. 1992.....	31

Home Runs

1. 1998.....	124
2. 1981.....	113
3. 1982.....	101
1989.....	101
5. 1979.....	95
6. 1983.....	94
7. 1985.....	92
1997.....	92
9. 1980.....	91
10. 1999.....	90

RBI

1. 1981.....	755
2. 1982.....	738
3. 1989.....	732
4. 1979.....	714
5. 1998.....	687
6. 1980.....	667
7. 1985.....	658
8. 1991.....	633
9. 1983.....	624
10. 1987.....	622

Total Bases

1. 1982.....	1,588
2. 1981.....	1,544
3. 1989.....	1,542
4. 1979.....	1,506
5. 1998.....	1,485
6. 1980.....	1,474
7. 1985.....	1,458
8. 1991.....	1,389
9. 1987.....	1,330
10. 1999.....	1,317

Slugging Percentage

1. 1998.....	.644
2. 1979.....	.625
3. 1980.....	.615
4. 1981.....	.614
5. 1978.....	.562
6. 1983.....	.558
7. 1982.....	.553
8. 1985.....	.536
9. 1989.....	.533
10. 1997.....	.526

Team Records

Stolen Bases

1. 1982.....	333
2. 1981.....	240
3. 1983.....	229
4. 1995.....	216
5. 1987.....	210
6. 1989.....	209
7. 1985.....	207
8. 1979.....	189
9. 1996.....	187
10. 1988.....	186

Stolen Base Percentage

1. 1980 [179-194].....	.923
2. 1979 [189-206].....	.917
3. 1978 [91-102].....	.892
1981 [240-269].....	.892
5. 1988 [186-212].....	.877
6. 1994 [132-151].....	.874
7. 1982 [333-383].....	.869
8. 1989 [209-241].....	.867
9. 1985 [207-243].....	.852
10. 1992 [139-164].....	.848

Walks

1. 1982.....	555
2. 1989.....	549
3. 1983.....	543
4. 1985.....	511
5. 1987.....	505
6. 1991.....	441
7. 1981.....	437
8. 1999.....	430
9. 1988.....	428
1992.....	428

Strikeouts

1. 2022.....	514
2. 1999.....	488
3. 2015.....	481
4. 2007.....	478
5. 2011.....	461
6. 1993.....	450
7. *2013.....	445
8. 2016.....	441
2017.....	441
10. 1989.....	438

Sacrifice Flies

1. 1989.....	63
2. 1982.....	54
3. 1987.....	53
4. 1981.....	45
5. 2005.....	43
6. 1991.....	42
7. 2003.....	40
8. 1983.....	38
1999.....	38
10. 1997.....	37

Sacrifice Hits

1. 2006.....	49
2. 2007.....	40
2014.....	40
4. 2011.....	39
5. *2012.....	35
6. 1995.....	33
2015.....	33
2016.....	33
9. 2008.....	32
10. 1993.....	31
*2013.....	31

Hit By Pitch

1. 2015.....	73
2. 2010.....	72
3. 2001.....	69
4. 2006.....	64
2007.....	64
6. 2005.....	63
7. 2011.....	59
8. 1996.....	55
2009.....	55
10. 1993.....	53
2008.....	53

Fewest Double Plays Per Game

1. 2021.....	.44
2. 2022.....	.52
3. 1989.....	.55
4. 1987.....	.59
5. 1981.....	.61
6. 1982.....	.64
7. 1983.....	.66
2008.....	.66
9. 2010.....	.68
10. 2015.....	.69

Team Batting Lows

Average.....	265 [2022]
Runs.....	294 [2014]
Runs Per Game.....	5.0 [2014]
Hits.....	498 [2021]
Hits/Game.....	9.1 [2017]
Doubles.....	86 [2021]
Triples.....	5 [2009]
Home Runs.....	*24 [2013]
RBI.....	271 [2009, 2014]
Stolen Bases.....	36 [2022]
Lowest SB Pct.....	.631 [2022]
Walks.....	193 [2021]
Hit By Pitch.....	18 [1980]
Sacrifices.....	7 [1980]
Sacrifice Flies.....	12 [2017]
Total Bases.....	739 [2009]
Slugging Pct.....	.381 [2005, *2013]
Most DP Per Game.....	1.14 [1986]

Season [Pitching]

Wins

1. 1982.....	73
2. 1985.....	68
1989.....	68
4. 1991.....	66
5. 1979.....	65
6. 1987.....	59
1999.....	59
8. 1993.....	58
9. 1981.....	56
1988.....	56
1992.....	56
1998.....	56

Losses

1. 2016.....	37
2. 2022.....	36
3. 2015.....	33
4. 1978.....	30
2017.....	30
6. 2014.....	28
7. 2003.....	27
2009.....	27
9. 2011.....	26
2013.....	26

Saves

1. 1999.....	29
2. 1996.....	27
3. 2005.....	25
4. 1989.....	24
5. 2006.....	23
6. 1993.....	22
7. 1995.....	21
2003.....	21
2007.....	21
10. 1992.....	19
1994.....	19

Complete Games

1. 1982.....	46
2. 1979.....	34
1985.....	34
4. 1978.....	30
5. 1980.....	29
6. 1983.....	26
7. 1981.....	25
8. 1988.....	23
9. 1984.....	20
10. 1991.....	19

Innings Pitched

1. 1989.....	711.0
2. 1982.....	704.0
3. 1985.....	677.2
4. 1991.....	673.0
5. 1993.....	671.2
6. 2007.....	669.0
7. 2005.....	663.1
8. 1987.....	662.0
9. 2003.....	642.0
10. 1999.....	624.0

Earned Run Average

1. 1982.....	2.53
2. 2007.....	2.68
3. 1992.....	2.73
4. 1991.....	2.93
5. 2002.....	3.07
6. 2004.....	3.13
7. 2005.....	3.16
8. 1979.....	3.26
2011.....	3.26
10. 1989.....	3.30

Shutouts

1. 1982.....	17
2. 2005.....	13
3. 1983.....	11
1992.....	11
5. 1979.....	10
1980.....	10
1985.....	10
1989.....	10
1994.....	10
2011.....	10

Strikeouts

1. 2007.....	670
2. 1989.....	632
3. 2005.....	607
4. 1999.....	599
5. 1993.....	590
6. 1982.....	589
7. 2008.....	553
8. 1991.....	538
9. 2003.....	533
10. 1996.....	529

SO's Per Nine Innings

1. 2018.....	9.20
2. 2009.....	9.05
3. 2007.....	9.01
4. 2008.....	8.79
5. 1999.....	8.64
6. 2017.....	8.47
7. 1994.....	8.44
8. 1996.....	8.43
9. 2005.....	8.24
10. 2015.....	8.17

Fewest Walks

1. 2002.....	140
2. 1998.....	157
3. 2004.....	158
4. 1992.....	175
5. 2014.....	176
6. 2008.....	177
7. 2021.....	178
8. 2007.....	179
9. 2001.....	182
10. 2009.....	186

Walks Per Nine Innings

1. 2002.....	2.30
2. 2007.....	2.41
3. 2004.....	2.57
4. 1992.....	2.58
5. 1998.....	2.63
6. 2008.....	2.81
7. *2013.....	2.84
8. 2001.....	2.89
9. 1999.....	2.94
10. 2006.....	2.95

Fewest Runs

1. 1992.....	223
2. 2014.....	238
3. 1994.....	245
4. 2007.....	249
5. 1984.....	251
6. 2004.....	252
7. 2002.....	253
8. *2012.....	254
9. 1990.....	260
10. 2018.....	263

Fewest Earned Runs

1. 1984.....	185
1992.....	185
3. 2002.....	187
4. 2004.....	193
5. 1982.....	198
6. 2007.....	199
7. 2014.....	200
8. 1979.....	206
9. 1980.....	207
10. 1996.....	208

Fewest Hits

1. 1984.....	440
2. 2018.....	466
3. 2021.....	471
4. 2004.....	476
5. 1994.....	479
6. *2012.....	501
2017.....	501
8. 1979.....	505
1990.....	505
10. 1980.....	509

Hits Per Nine Innings

1. 1982.....	7.2
2. 2007.....	7.6
3. 1991.....	7.7
2004.....	7.7
5. 1994.....	7.8
6. 1989.....	7.9
7. 1979.....	8.0
1983.....	8.0
1993.....	8.0
10. 1990.....	8.1

Hit Batters

1. 2017.....	75
2. 2003.....	73
3. 2005.....	69
4. 2009.....	66
2010.....	66
2001.....	66
7. 2021.....	64
8. 2018.....	63
2022.....	63
10. 2006.....	62
2007.....	62
*2012.....	62

Opponent Average

1. 1982.....	.219
2. 2007.....	.229
3. 1979.....	.232
4. 1991.....	.234
2004.....	.234
6. 1994.....	.235
7. 1989.....	.238
8. 1983.....	.239
9. 1993.....	.240
10. 1984.....	.241

Fewest Home Runs Allowed

1. 2014.....	18
2. 2006.....	20
3. *2013.....	21
4. 2011.....	25
5. 1984.....	26
6. 2005.....	29
2018.....	29
8. 1992.....	30
1996.....	30
2004.....	30
2015.....	30

Team & Individual Records

Team Pitching Lows

Hits Per 9 Inn.	10.2	[2016]
Strikeouts	310	[1984]
SO's Per 9 Inn.	5.4	[1985]
Walks Per 9 Inn.	7.5	[1978]
Complete Games	*0	[2012]
Shutouts	1	[2015]
Saves	5	[1980]
Earned Run Average	6.22	[1978]
Opponent Average	.284	[2016]
Home Runs Allowed	73	[1985]

Season (Fielding)

Percentage

1. *2013	977
2021	977
3. 2003	974
2007	974
*2012	974
2017	974
7. 1992	972
1994	972
9. 2005	971
2022	971

Putouts

1. 1989	2,133
2. 1982	2,112
3. 1985	2,033
4. 1991	2,020
5. 1993	2,015
6. 2007	2,007
7. 2005	1,990
8. 1987	1,986
9. 2003	1,926
10. 1999	1,872

Assists

1. 1991	948
2. 1989	919
3. 1982	913
4. 1993	905
5. 1985	895
6. 1995	879
7. 1992	858
8. 2003	839
9. 1987	827
10. 1999	804

Double Plays

1. 1985	95
1989	95
3. 1991	87
4. 1995	82
5. 1992	81
6. 1990	79
1993	79
8. 1987	73
1988	73
1997	73
2000	73

Fewest Errors

1. 2021	44
2. 2017	56
3. *2013	61
4. *2012	62
2018	62
6. 2014	66
7. 1994	68
8. 2015	69
9. 2016	70
10. 2007	73

Total Chances

1. 1989	3,165
2. 1982	3,149
3. 1991	3,074
4. 1985	3,042
5. 1993	3,018
6. 1987	2,913
7. 2005	2,867
8. 2007	2,853
9. 2003	2,840
10. 1995	2,789

Season (Hitting)

Average (Minimum 130 AB)

1. Pat Magness [1998]	464
2. Bruce Morrison [1979]	462
3. Joe Carter [1979]	450
4. Phil Stephenson [1981]	447
5. Phil Stephenson [1979]	443
Mike Davis [1980]	443
7. Jeff Ryan [1998]	441
8. Russ Morman [1983]	439
9. Dave Howard [1979]	436
10. Kevin Penner [1983]	433
11. Joe Carter [1980]	432
12. Bob Bomerito [1978]	431
13. Zach Sorensen [1998]	424
14. Bob Bomerito [1981]	419
Conor Gillaspie [2008]	419
16. Tim Raley [1987]	412
17. Joe Carter [1981]	411
Phil Stephenson [1980]	411
19. Chris O'Brien [2011]	410
20. Pat Magness [1997]	409
21. Larry Groves [1979]	404
22. Matt Yeager [1979]	402
Kevin Hooper [1999]	402
24. Bob Bomerito [1980]	401
Chris Wimmer [1991]	401

Games

1. Phil Stephenson [1982]	87
Loren Hibbs [1982]	87
Russ Morman [1982]	87
Charlie O'Brien [1982]	87
Jim Spring [1982]	87
Jim Thomas [1982]	87
7. P.J. Forbes [1989]	84
8. Dave Lucas [1982]	83
Eric Wedge [1989]	83
Mike McDonald [1989]	83
Kevin Penner [1985]	83
12. Jim Audley [1989]	82
13. Dan Juenke [1985]	81
14. Shawn Land [1985]	80
Dan Raley [1985]	80
16. Bryant Winslow [1989]	79
Pat Meares [1989]	79
Chris Wimmer [1991]	79
Jason White [1991]	79
Todd Dreifort [1991]	79
Jim Audley [1991]	79
22. Tim Raley [1987]	78
Mark Standiford [1987]	78
Kent Headley [1987]	78
Arnie Beyeler [1985]	78
Billy Hall [1991]	78

At Bats

1. P.J. Forbes [1989]	377
2. Jim Thomas [1982]	355
3. Charlie O'Brien [1982]	340
4. Kent Headley [1987]	325
5. Loren Hibbs [1982]	319
6. Russ Morman [1982]	312
Chris Wimmer [1991]	312
8. Carl Hall [1993]	307
9. Jim Audley [1991]	302
10. Kevin Penner [1985]	300
11. Jim Audley [1989]	299
12. Mike McDonald [1989]	298
13. Conor Gillaspie [2007]	295
14. Koyie Hill [1999]	294
15. Phil Stephenson [1982]	293
16. Jim Spring [1982]	292
Jeff Bonacquista [1987]	292
Mike Lansing [1989]	292
D. Schermerhorn [2005]	292
20. Joey Jackson [1993]	291
Randy Young [1995]	291
22. Pat Meares [1989]	288
23. Joe Carter [1981]	287
Joe Carter [1980]	287
25. Billy Hall [1991]	286

Hits

1. Chris Wimmer [1991]	125
2. Joe Carter [1980]	124
Jim Thomas [1982]	124
4. Charlie O'Brien [1982]	122
5. Loren Hibbs [1982]	121
6. Phil Stephenson [1981]	119
7. Joe Carter [1981]	118
Russ Morman [1982]	118
9. Phil Stephenson [1982]	117
P.J. Forbes [1989]	117
11. Tim Raley [1987]	115
Jeff Ryan [1998]	115
13. Kevin Penner [1985]	113
14. Mike Davis [1980]	112
Russ Morman [1983]	112
16. Zach Sorensen [1998]	111
17. Bob Bomerito [1978]	109
18. Joe Carter [1979]	107
Kent Headley [1987]	107
Mike Lansing [1989]	107
21. Eric Wedge [1989]	106
Jason Adams [1995]	106
Blake Blasi [1999]	106
24. Mike McDonald [1989]	105
Joey Jackson [1993]	105

Runs

1. Loren Hibbs [1982]	125
2. Phil Stephenson [1982]	123
3. Phil Stephenson [1981]	112
4. Jim Thomas [1982]	110
5. Jeff Ryan [1998]	109
6. Jim Spring [1983]	107
7. Phil Stephenson [1980]	104
8. Zach Sorensen [1998]	103
9. Tim Raley [1987]	102
10. Mike Lansing [1989]	101
Kevin Hooper [1998]	101
12. Russ Morman [1983]	99
Chris Wimmer [1991]	99
14. Joe Carter [1980]	98
Eric Wedge [1989]	98
16. P.J. Forbes [1989]	96
17. Billy Hall [1991]	94
18. Kent Headley [1987]	93
19. Kevin Penner [1985]	92
20. Travis Wyckoff [1996]	90
21. Mike Davis [1980]	89
Carl Hall [1993]	89
Russ Morman [1982]	89
Casey Blake [1995]	89
25. Joe Carter [1981]	88

Doubles

1. Joe Carter [1980]	34
2. Jeff Ryan [1998]	33
3. Phil Stephenson [1982]	30
4. Bob Bomerito [1978]	29
Travis Wyckoff [1996]	29
6. Blake Blasi [1999]	28
7. Loren Hibbs [1982]	27
Dan Juenke [1985]	27
Eric Wedge [1989]	27
Brandon Green [2004]	27
11. Mark Standiford [1988]	26
P.J. Forbes [1989]	26
13. Charlie O'Brien [1982]	25
Mark Standiford [1985]	25
Jason Adams [1995]	25
Jeff Ryan [1997]	25
Zach Sorensen [1998]	25
Chris O'Brien [2011]	25
19. Tim Raley [1984]	24
Pat Magness [2000]	24
Logan Sorensen [2004]	24
Conor Gillaspie [2007]	24
23. Phil Stephenson [1981]	23
Scot McCloughan [1992]	23
Brian Burgamy [2001]	23
Logan Sorensen [2003]	23
Matt Brown [2006]	23

Triples

1. P.J. Forbes [1989]	13
Joe Carter [1980]	13
3. Jim Thomas [1982]	12
Tim Raley [1987]	12

Jim Audley [1991]	12
6. Loren Hibbs [1982]	10
7. Loren Hibbs [1983]	9
Jim Spring [1983]	9
Tim Raley [1986]	9
10. Phil Stephenson [1981]	8
Mike Davis [1980]	8
Conor Gillaspie [2008]	8
13. Russ Morman [1982]	7
Jimmy Smith [1980]	7
Keith Jones [1980]	7
Jim Thomas [1981]	7
Bob Bomerito [1978]	7
Mike McDonald [1989]	7
Pat Meares [1989]	7
Carl Hall [1993]	7
Carl Hall [1994]	7
Randy Young [1996]	7
Kevin Hooper [1999]	7
Jeff Ryan [1998]	7
Kent Headley [1987]	7

Home Runs

1. Mark Standiford [1988]	28
2. Drew Moffitt [2004]	26
3. Charlie O'Brien [1982]	25
4. Russ Morman [1982]	24
Joe Carter [1981]	24
6. Russ Morman [1983]	23
Eric Wedge [1989]	23
Phil Stephenson [1982]	23
Jeff Ryan [1998]	23
Brian Preston [1999]	23
11. Casey Blake [1996]	22
Darren Dreifort [1993]	22
Mike Davis [1980]	22
14. Pat Magness [1998]	21
15. Mike McDonald [1989]	20
16. Joe Carter [1979]	19
17. Pat Magness [2000]	18
Pat Magness [1999]	18
Toby Smith [1993]	18
Rick Olivas [1987]	18
Drew Moffitt [2003]	18
22. Zach Sorensen [1998]	17
Brock Rodden [2022]	17
24. Mark Standiford [1985]	16
Phil Stephenson [1981]	16
Jason Adams [1995]	16
Drew Moffitt [2002]	16
Alec Bohm [2018]	16

RBI

1. Russ Morman [1982]	130
2. Joe Carter [1981]	120
3. Charlie O'Brien [1982]	116
4. Phil Stephenson [1982]	115
5. Jeff Ryan [1998]	105
Russ Morman [1983]	105
7. Joe Carter [1979]	101
Casey Blake [1996]	101
9. Pat Magness [1998]	100
10. Eric Wedge [1988]	99
11. Mike Davis [1980]	98
12. Mark Standiford [1988]	97
13. Mike McDonald [1989]	96
14. Pat Magness [1999]	94
Zach Sorensen [1998]	94
16. Phil Stephenson [1981]	92
17. Joe Carter [1980]	91
18. Mike McDonald [1987]	87
19. Bob Bomerito [1978]	86
20. Doug Mirabelli [1991]	85
21. Dan Juenke [1985]	84
22. Jason Adams [1995]	82
Loren Hibbs [1982]	82
Toby Smith [1993]	82
Todd Dreifort [1992]	82
Conor Gillaspie [2008]	82

Total Bases

1. Jeff Ryan [1998]	231
2. Joe Carter [1980]	229
3. Phil Stephenson [1982]	226
4. Russ Morman [1982]	224
Charlie O'Brien [1982]	224
6. Joe Carter [1981]	214
7. Russ Morman [1983]	212

Individual Records

8. Mike Davis [1980].....209
9. Mark Standiford [1988].....207
10. Phil Stephenson [1981].....206
Eric Wedge [1989].....206
12. Mike McDonald [1989].....201
13. Joe Carter [1979].....196
14. Bob Bomerito [1978].....191
Zach Sorensen [1998].....191
16. Pat Magness [1998].....190
17. Loren Hibbs [1982].....189
18. Jim Thomas [1982].....187
Jason Adams [1995].....187
P.J. Forbes [1989].....187
21. Tim Raley [1988].....182
22. Casey Blake [1996].....180
23. Mike Lansing [1989].....179
24. Jim Spring [1983].....175
Phil Stephenson [1980].....175

Slugging Percentage (Minimum 130 AB)

1. Jeff Ryan [1998].....885
2. Pat Magness [1998].....848
3. Dave Howard [1979].....832
4. Russ Morman [1983].....831
5. Mike Davis [1980].....826
6. Joe Carter [1979].....824
7. Mark Standiford [1988].....815
8. Joe Carter [1980].....798
9. Phil Stephenson [1981].....774
10. Phil Stephenson [1982].....771
11. Bob Bomerito [1978].....755
12. Joe Carter [1981].....746
13. Eric Wedge [1989].....738
14. Casey Blake [1996].....729
Zach Sorensen [1998].....729
16. Russ Morman [1982].....718
Bruce Morrison [1981].....718
18. Phil Stephenson [1980].....711
19. Darren Dreifort [1993].....709
20. Jason Adams [1995].....703
21. Drew Moffitt [2004].....701
22. Conor Gillaspie [2008].....697
Bruce Morrison [1979].....697
24. Rick Olivias [1987].....693
25. Mark Standiford [1985].....692

Stolen Bases

1. Phil Stephenson [1982].....87
2. Kent Headley [1987].....76
3. Randy Young [1996].....68
4. Loren Hibbs [1982].....67
5. Randy Young [1995].....64
6. Jim Thomas [1982].....60
7. Billy Hall [1991].....59
8. Chris Wimmer [1991].....54
9. Jim Thomas [1981].....52
Chris Wimmer [1992].....52
11. Mike Lansing [1988].....51
12. Keith Jones [1981].....50
13. Phil Stephenson [1981].....44
14. Mike Lansing [1989].....43
15. Phil Stephenson [1980].....42
Jim Spring [1983].....42
Carl Hall [1994].....42
Kent Headley [1986].....42
19. Russ Morman [1983].....40
Loren Hibbs [1983].....40
21. Carl Hall [1993].....39
22. Randy Young [1994].....38
Kenny Waddell [2006].....38
24. Jim Audley [1989].....37
Arnie Beyeler [1985].....37

Walks

1. Phil Stephenson [1982].....97
2. Eric Wedge [1989].....88
3. Phil Stephenson [1980].....80
4. Tim Raley [1987].....74
Jim Spring [1983].....74
6. Loren Hibbs [1982].....72
7. Mark Standiford [1988].....70
Mark Standiford [1987].....70
9. Jim Spring [1982].....68
Dan Raley [1988].....68
Pat Magness [1999].....68
12. Todd Dreifort [1989].....66
13. Phil Stephenson [1981].....65

Doug Mirabelli [1991].....65
Pat Magness [1998].....65
16. Mark Standiford [1985].....64
17. Russ Morman [1982].....63
18. Casey Gillaspie [2013].....62
19. Doug Mirabelli [1992].....61
Toby Smith [1993].....61
Russ Morman [1983].....61
Bryant Winslow [1989].....61
23. Jeff Ryan [1999].....60
Drew Moffitt [2004].....60
25. Travis Wyckoff [1996].....59
Mike McDonald [1989].....59
Billy Hall [1991].....59
Drew Moffitt [2002].....59

Strikeouts

1. Bryant Winslow [1989].....72
2. Jason White [1992].....71
3. Chuck Ingram [2022].....68
4. Mike McDonald [1987].....65
5. Pat Meares [1989].....64
6. Dusty Coleman [2008].....63
7. Tyler Grimes [2011].....61
8. Drew Moffitt [2003].....60
Gunnar Troutwine [2016].....60
10. Randy Walter [2001].....59
Chase Rader [2015].....59
12. Brian Preston [1999].....58
Matt Brown [2007].....58
Don Lambert [2011].....58
15. Jason White [1991].....57
Kevin Hall [2011].....57
17. Randy Young [1995].....56
Dayton Dugas [2017].....56
19. Mike McDonald [1988].....55
Randy Walter [2002].....55
D. Schermerhorn [2005].....55
Xavier Casserilla [2022].....55
23. Pat Meares [1988].....54
Toby Smith [1993].....54
Drew Moffitt [2004].....54
Daniel Kihle [2015].....54

Fewest Strikeouts Per At Bat (Min. 150 AB)

1. Jim Thomas [1981].....1/23.0
2. Dave Lucas [1983].....1/20.0
3. Jim Thomas [1980].....1/18.9
4. Jeff Bonacquist [1989].....1/18.6
5. Dave Lucas [1982].....1/18.5

Sacrifice Flies

1. Pat Meares [1989].....12
2. Mike McDonald [1987].....11
3. Tim Raley [1987].....10
Phil Stephenson [1982].....10
Joe Carter [1980].....10
6. Matt Brown [2007].....9
7. Russ Morman [1982].....8
Mark Standiford [1988].....8
Dave Lucas [1982].....8
Dan Raley [1987].....8
Logan Sorensen [2003].....8
12. Doug Mirabelli [1992].....7
Jason White [1992].....7
Russ Morman [1983].....7
Mark Standiford [1987].....7
Casey Blake [1996].....7
Logan Sorensen [2004].....7
D. Schermerhorn [2005].....7
Tyler Weber [2008].....7
Will Baez [2010].....7
Johnny Coy [2013].....7
22. Scot McCloughan [1992].....6
Mark Grogan [1983].....6
Bruce Morrison [1981].....6
Loren Hibbs [1982].....6
Jim Thomas [1982].....6
Mike McDonald [1989].....6
P.J. Forbes [1989].....6
Bryant Winslow [1989].....6
Casey Blake [1994].....6
Ryan Owen [2001].....6
Casey Davis [1997].....6
Tim Raley [1985].....6
Kevin Penner [1985].....6
Logan Sorensen [2002].....6

Nick Blasi [2003].....6
Cody Clark [2003].....6
Joe Muich [2005].....6
Josh Workman [2006].....6
Conor Gillaspie [2006].....6
Dusty Coleman [2008].....6
Will Baez [2009].....6
Preston Springer [2011].....6
Johnny Coy [2012].....6
*Tyler Baker [2013].....6
Micah Green [2014].....6

Sacrifice Hits

1. Andrew Stewart [2022].....11
2. Randy Young [1995].....10
Kevin Hall [2012].....10
4. Walker Davidson [2011].....9
Kenny Waddell [2006].....9
Tyler Hill [2008].....9
Tanner Dearman [2014].....9
8. Shawn Smarsh [2004].....8
Tyler Grimes [2010].....8
Kevin Hall [2011].....8
Noah Krol [2006].....8
Ryan Owen [2002].....8
Trey Vickers [2017].....8
14. Damon Sublett [2006].....7
Jason Adams [1994].....7
Arnie Beyeler [1986].....7
Tyler Weber [2007].....7
Blake Hurlbutt [2006].....7
Nathan Reese [1994].....7
Travis Young [2016].....7
21. Dusty Coleman [2007].....6
Mark Grogan [1983].....6
Tony Mills [1993].....6
Logan Sorensen [2001].....6
Mark Grogan [1984].....6
Bret Bascue [2009].....6
Damon Sublett [2005].....6
Joe Muich [2004].....6
Tim Gaskell [1982].....6
Joey Jackson [1993].....6
Ryan Jones [2008].....6
Tyler Coughenour [2011].....6
Micah Green [2011].....6
Kent Headley [1986].....6
Garrett Bayliff [2013].....6
Trey Vickers [2016].....6
Mikel Mucha [2016].....6

Hit By Pitch

1. Tyler Grimes [2010].....23
2. Tyler Grimes [2011].....19
3. Chase Rader [2015].....17
4. Luke Ritter [2019].....16
5. Matt Patrick [1997].....15
Noah Krol [2006].....15
7. Casey Blake [1995].....14
Casey Blake [1996].....14
Randy Walter [2001].....14
Andy Dirks [2008].....14
Ryan Tinkham [2015].....14
12. Kent Becker [2001].....13
Xavier Casserilla [2022].....13
14. Joe Muich [2005].....12
Jordan Boyer [2019].....12
16. Randy Young [1996].....11
Bryant Winslow [1989].....11
Daniel Kihle [2015].....11
19. Pat Magness [1999].....10
Jeff Ryan [1997].....10
Josh Workman [2006].....10
Derek Schermerhorn [2007].....10
Will Baez [2009].....10
Luke Ritter [2018].....10

Hitting Streaks (Games)

1. Phil Stephenson [1981].....47
2. D. Schermerhorn [2005].....34
3. Chris Wimmer [1990-91].....32
4. Andy Dirks [2008].....30
5. Chris O'Brien [2011].....29
6. Loren Hibbs [1982].....26
7. Eric Wedge [1989].....25
8. Jeff Ryan [1998].....23
9. Mike Jones [1991].....22
10. Phil Stephenson [1982].....21

Damon Sublett [2007].....21
Ryan Tinkham [2015].....21
13. Jimmy Smith [1980].....20
Joe Carter [1981].....20
Mike Lansing [1989-90].....20
Brandon Green [2004].....20
Casey Gillaspie [2014].....20

Hitting Streaks (At Bats)

1. Tyler Weber [2007].....12
2. Joe Carter [1980].....10
Bruce Morrison [1981].....10
Russ Morman [1982].....10
Travis Wyckoff [1996].....10
6. Taylor Brown [2009].....9
7. Bob Bomerito [1978].....8
Conor Gillaspie [2006].....8

Career (Hitting)

Average (Minimum 500 AB)

1. Joe Carter [1979-81].....430
2. Phil Stephenson [1979-82].....423
3. Bob Bomerito [1978-81].....418
4. Russ Morman [1982-83].....406
5. Tim Raley [1984-87].....394
6. Pat Magness [1997-00].....392
7. Mike Davis [1978-80].....387
8. Blake Blasi [1998-00].....383
9. Bruce Morrison [1978-81].....378
10. Kevin Penner [1981-85].....372
11. Zach Sorensen [1996-98].....369
12. Jeff Ryan [1996-99].....367
13. Chris Wimmer [1990-92].....366
14. Conor Gillaspie [2006-08].....362
15. Loren Hibbs [1982-84].....359
16. Kevin Hooper [1996-99].....358
17. Brian Burgamy [2000-02].....356
18. Koyie Hill [1998-00].....355
19. Mark Standiford [1985-88].....354
Casey Blake [1993-96].....354
Andy Dirks [2007-08].....354
22. Jim Thomas [1979-82].....351
Jim Spring [1981-83].....351
Damon Sublett [2005-07].....351
25. Charlie O'Brien [1980-82].....350

Games

1. Dan Raley [1985-88].....289
2. Phil Stephenson [1979-82].....288
Jim Thomas [1979-82].....288
4. Mark Standiford [1985-88].....287
5. Jim Audley [1988-91].....274
6. Tim Raley [1984-87].....273
7. Todd Dreifort [1989-92].....269
8. Mike McDonald [1986-89].....265
9. Mike Lansing [1987-90].....264
Casey Blake [1993-96].....264
11. Richie Taylor [1992-95].....263
Brandon Green [2001-04].....263
13. Kent Headley [1984-87].....262
14. Logan Sorensen [2001-04].....258
15. Kevin Penner [1981-85].....255
16. Jason Adams [1992-95].....253
17. Carl Hall [1990-94].....249
Pat Magness [1997-2000].....249
19. Jeff Bonacquist [1986-89].....248
20. P.J. Forbes [1987-90].....245
21. Tyler Hill [2005-08].....242
22. D. Schermerhorn [2003-07].....240
23. Casey Davis [1994-98].....234
24. Kevin Hooper [1996-99].....233
25. Johnny Coy [2010-13].....229

At Bats

1. Jim Thomas [1979-82].....1,062
2. Mike Lansing [1987-90].....1,045
3. Phil Stephenson [1979-82].....988
Jim Audley [1988-91].....988
5. Richie Taylor [1992-95].....987
6. Casey Blake [1993-96].....981
7. Brandon Green [2001-04].....969
8. Mark Standiford [1985-88].....942
9. Tim Raley [1984-87].....940
10. P.J. Forbes [1987-90].....939
11. Carl Hall [1990-94].....925
12. Dan Raley [1985-88].....919

Individual Records

19. Mike Lansing (1987-90).....13
 Richie Taylor (1992-95).....13
 Joe Muich (2002-05).....13
 Will Baez (2009-10).....13
 Kevin Penner (1981-85).....13
 24. P.J. Forbes (1987-90).....12
 Jason Adams (1992-95).....12
 Jeff Ryan (1996-99).....12

Sacrifice Hits

1. Trey Vickers (2015-18).....22
 2. Kevin Hall (2008-12).....21
 3. Andrew Stewart (2021-22).....20
 4. Tyler Hill (2005-08).....19
 5. Randy Young (1994-96).....18
 Kent Headley (1984-87).....18
 7. Blake Hurlbutt (2005-07).....17
 Mikel Mucha (2012-16).....17
 9. Brandon Green (2001-04).....16
 10. Tyler Weber (2005-08).....15
 Mark Grogan (1982-85).....15
 Shawn Smarsh (2001-04).....15
 13. Ryan Jones (2007-10).....14
 Nathan Reese (1994-97).....14
 Arnie Beyeler (1984-86).....14
 Travis Young (2016-18).....14
 17. Damon Sublett (2005-07).....13
 Kanny Waddell (2003-06).....13
 Tenny Dearman (2013-15).....13
 20. Joe Muich (2002-05).....12
 Jason Adams (1992-95).....12
 Tyler Grimes (2009-11).....12
 Joey Jackson (1991-94).....12
 Micah Green (2011-14).....12

Hit By Pitch

1. Tyler Grimes (2009-11).....51
 2. Casey Blake (1993-96).....35
 3. Ross Cadena (2018-22).....29
 4. Randy Walter (2000-02).....26
 5. Josh Workman (2005-08).....25
 6. Chase Rader (2015-16).....24
 7. Matt Patrick (1994-98).....23
 Jeff Ryan (1996-99).....23
 Andy Dirks (2007-08).....23
 10. *Daniel Kihle (2013-15).....22
 11. Arnie Beyeler (1984-86).....20
 Chris Wimmer (1990-92).....20
 Derek Schermerhorn (2003-07).....20
 Luke Ritter (2016-pres.).....20
 15. Drew Moffitt (2001-04).....19
 Joe Muich (2002-05).....19
 Noah Krol (2006-07).....19
 18. Bryant Winslow (1988-90).....18
 Brian Preston (1996-99).....18
 Blake Hurlbutt (2005-07).....18
 Micah Green (2011-14).....18
 Ryan Tinkham (2015-16).....18
 23. Randy Young (1994-96).....17
 Phil Napolitan (2003-05).....17
 Danny Jackson (2003-07).....17

Season (Pitching)

Appearances

1. Jim Newlin (1989).....38
 2. Reagan Biechler (2017).....35
 3. Clayton McGinness (2018).....34
 4. Jaime Bluma (1993).....33
 Noah Booth (2005).....33
 Aaron LaBrie (2014).....33
 John Hayes (2016).....33
 8. Jim Newlin (1988).....31
 Reagan Biechler (2015).....31
 Alex Segal (2019).....31
 11. Darren Dreifort (1993).....30
 Anthony Capra (2006).....30
 Noah Booth (2007).....30
 14. Jeff Williams (1990).....29
 15. Jaime Bluma (1994).....28
 Steve Haines (2001).....28
 Marc Bluma (1999).....28
 Greg Bauer (1999).....28
 Noah Booth (2006).....28
 Cale Elam (2011).....28
 Ben Hecht (2017).....28
 Chandler Sanburn (2018).....28

23. Jaime Bluma (1991).....27
 Erik Sonberg (1982).....27
 Pat Cedeno (1987).....27
 Jim Newlin (1987).....27
 BradenLooper (1995).....27
 Greg Bauer (2000).....27
 Marc Bluma (1997).....27
 Tom Julian (1985).....27
 Mike Dennis (2003).....27
 Chase Williams (2016).....27
 Tyler Jones (2016).....27

Earned Run Average (Minimum 45 IP)

1. Aaron LaBrie (2013).....0.83
 2. Jim Newlin (1989).....1.08
 3. Noah Booth (2007).....1.23
 4. Shane Dennis (1994).....1.35
 5. Jaime Bluma (1993).....1.39
 6. A.J. Ladwig (2014).....1.54
 7. John Tetuan (2002).....1.72
 8. Don Heinkel (1980).....1.74
 Marc Bluma (1998).....1.74
 10. Anthony Capra (2006).....1.76
 Anthony Capra (2007).....1.76
 12. BradenLooper (1995).....1.77
 13. Darren Dreifort (1992).....1.78
 14. Mike Pelfrey (2005).....1.93
 15. Kris Johnson (2004).....2.01
 Jordan Cooper (2010).....2.01
 17. Jason Jordan (1993).....2.04
 18. Bryan Oelkers (1982).....2.07
 19. BradenLooper (1996).....2.09
 Ken Greenwood (1984).....2.09
 Travis Banwart (2005).....2.09
 22. Noah Booth (2005).....2.13
 TJ McGreevy (2011).....2.13
 24. Charlie Gaudrone (1992).....2.17
 Kenzie Steenstra (1991).....2.17

Victories

1. Bryan Oelkers (1982).....18
 Greg Brummett (1989).....18
 3. Erik Sonberg (1982).....17
 Kenzie Steenstra (1991).....17
 5. Don Heinkel (1982).....16
 6. David Haas (1987).....15
 7. Erik Sonberg (1983).....14
 David Haas (1988).....14
 Terry Hayes (1981).....14
 Don Heinkel (1981).....14
 Don Heinkel (1980).....14
 Ken Greenwood (1985).....14
 13. Charlie Gaudrone (1992).....13
 Shane Dennis (1992).....13
 Kenzie Steenstra (1992).....13
 Pat Cedeno (1989).....13
 Terry Hayes (1980).....13
 18. Darrin Paxton (1990).....12
 David Haas (1985).....12
 Rich McIntyre (1985).....12
 Mike Pelfrey (2005).....12
 Rob Musgrave (2008).....12
 23. Tyler Green (1991).....11
 Darren Dreifort (1993).....11
 Stan Brown (1982).....11
 Mike Drumright (1995).....11
 Brandon Baird (1995).....11
 Steve Foral (1996).....11
 Mike Pelfrey (2004).....11
 Aaron Shafer (2006).....11
 Tim Kelley (2010).....11
 Aaron Shafer (2008).....11

Losses

1. Zach Lewis (2016).....9
 Jace Kaminska (2022).....9
 3. Terry Hayes (1978).....8
 Liam Eddy (2021).....8
 5. Steve Foral (1997).....7
 Isaac Anderson (2015).....7
 Preston Snavely (2021).....7
 8. Brandon Sloan (2000).....6
 David Sanders (2001).....6
 Brandon Baird (1996).....6
 Morgan LeClair (1989).....6

- Shawn Pumphrey (1985).....6
 Frank Schulte (1984).....6
 Troy Howerton (1983).....6
 Shane Dennis (1993).....6
 Noah Booth (2005).....6
 Jordan Cooper (2009).....6
 A.J. Ladwig (2013).....6
 *Kris Gardner (2013).....6
 A.J. Ladwig (2014).....6
 Chase Williams (2016).....6
 Payton Tolle (2022).....6

Saves

1. Jim Newlin (1989).....18
 2. Marc Bluma (1999).....17
 3. Greg Bauer (2000).....15
 4. Mike Dennis (2003).....14
 5. BradenLooper (1995).....13
 6. Darren Dreifort (1992).....12
 Jaime Bluma (1993).....12
 BradenLooper (1996).....12
 Marc Bluma (1997).....12
 Noah Krol (2007).....12
 11. Marc Bluma (1998).....11
 Jaime Bluma (1994).....11
 Steve Haines (2001).....11
 14. Jeff Williams (1990).....10
 Noah Booth (2005).....10
 *Brandon Peterson (2013).....10
 17. Greg LaFever (1982).....9
 Damon Sublett (2005).....9
 Cale Elam (2012).....9
 Chandler Sanburn (2018).....9
 21. Tom Julian (1985).....8
 Ben Hecht (2017).....8
 Aaron Haase (2021).....8
 24. Jaime Bluma (1991).....7
 Jim Newlin (1988).....7
 Damon Sublett (2006).....7
 Noah Booth (2006).....7

Games Started

1. Don Heinkel (1982).....22
 Greg Brummett (1989).....22
 3. Bryan Oelkers (1982).....21
 4. Erik Sonberg (1983).....20
 David Haas (1988).....20
 Steve Foral (1997).....20
 7. Shawn Pumphrey (1985).....19
 Erik Sonberg (1982).....19
 Kenzie Steenstra (1992).....19
 Kenzie Steenstra (1991).....19
 Tyler Green (1991).....19
 Darrin Paxton (1990).....19
 Mike Pelfrey (2005).....19
 Jereme Foster (2005).....19
 15. Mike Brandley (1993).....18
 Pat Cedeno (1989).....18
 Don Heinkel (1981).....18
 Terry Hayes (1981).....18
 Mike Drumright (1995).....18
 Brandon Sloan (2000).....18
 Rich McIntyre (1985).....18
 Travis Banwart (2007).....18
 Rob Musgrave (2007).....18
 24. Ken Greenwood (1985).....17
 Mike Drumright (1994).....17
 Brandon Baird (1996).....17
 Don Heinkel (1980).....17
 Terry Hayes (1980).....17
 David Haas (1987).....17
 Rich McIntyre (1987).....17
 Greg Brummett (1988).....17
 Charlie Gaudrone (1992).....17
 Travis Banwart (2006).....17
 Charlie Lowell (2011).....17
 Cale Elam (2013).....17

Complete Games

1. Don Heinkel (1982).....15
 2. Bryan Oelkers (1982).....14
 3. Erik Sonberg (1982).....12
 Don Heinkel (1980).....12
 5. Kenzie Steenstra (1991).....10
 Erik Sonberg (1983).....10
 Ken Greenwood (1985).....10
 Terry Hayes (1981).....10
 9. David Haas (1988).....9

- Greg Brummett (1989).....9
 Larry Groves (1978).....9
 Terry Hayes (1980).....9
 13. Shawn Pumphrey (1985).....8
 Don Heinkel (1981).....8
 Terry Hayes (1978).....8
 16. Rich McIntyre (1985).....7
 Frank Schulte (1983).....7
 Mike Pelfrey (2005).....7
 19. Terry Hayes (1979).....6
 Greg LaFever (1983).....6
 Greg LaFever (1985).....6
 Pat Cedeno (1989).....6
 David Haas (1987).....6
 Rob Musgrave (2008).....6
 25. Greg Brummett (1988).....5
 Frank Schulte (1984).....5
 Rich McIntyre (1986).....5
 Shane Durham (1986).....5
 Matt Yeager (1979).....5
 Tyler Green (1991).....5
 Mike Pelfrey (2004).....5
 Jordan Cooper (2010).....5

Innings Pitched

1. Don Heinkel (1982).....165.2
 2. David Haas (1988).....158.1
 3. Bryan Oelkers (1982).....156.1
 4. Greg Brummett (1989).....147.2
 5. Erik Sonberg (1982).....146
 6. Kenzie Steenstra (1991).....141
 7. Mike Pelfrey (2005).....139.2
 8. Erik Sonberg (1983).....139
 9. Pat Cedeno (1989).....130
 10. Don Heinkel (1980).....124.1
 11. Rich McIntyre (1985).....124
 12. David Haas (1987).....123.2
 13. Don Heinkel (1981).....123.1
 14. Mike Brandley (1993).....121.2
 15. Darrin Paxton (1990).....121.1
 16. Ken Greenwood (1985).....120.2
 Terry Hayes (1980).....120.2
 18. Mike Drumright (1995).....119.2
 19. Greg Brummett (1987).....119
 20. Tyler Green (1991).....115.2
 21. Mike Pelfrey (2004).....115.1
 22. Terry Hayes (1981).....114
 23. Shane Dennis (1994).....113.2
 24. Rob Musgrave (2007).....111.1
 Rob Musgrave (2008).....111.1

Most Victories With No Losses

1. Kenzie Steenstra (1991).....17-0
 2. Pat Cedeno (1988).....10-0
 3. Ben Christensen (1998).....9-0
 4. Nate Robertson (1999).....8-0
 5. Don Heinkel (1979).....7-0
 Rob Burgess (1979).....7-0
 Ben Keiter (1999).....7-0
 Steve Uhmanski (2004).....7-0
 Kris Johnson (2004).....7-0
 10. Morgan LeClair (1988).....6-0
 Ken Greenwood (1984).....6-0
 Travis Wyckoff (1995).....6-0
 Al Schwartzkopf (1958).....6-0
 Tymber Lee (1999).....6-0
 15. Rob Burgess (1980).....5-0
 Ben Thomas (1995).....5-0
 Marc Bluma (1998).....5-0
 Trip Humphrey (1998).....5-0
 Nate Robertson (1997).....5-0
 Jim Newlin (1989).....5-0
 Travis Wyckoff (1996).....5-0
 22. Tony Williamson (1979).....4-0
 Jason Krafft (1996).....4-0
 Mike Dennis (2001).....4-0
 Greg Drumright (1997).....4-0
 Jeremy Troutman (1998).....4-0
 Steve Smith (1991).....4-0
 Trent Henderson (2002).....4-0
 Jereme Foster (2003).....4-0
 *Garrett Brummett (2013).....4-0

Winning Percentage (Min. 10 Dec.)

1. Kenzie Steenstra (1991).....1,000 (17-0)
 Pat Cedeno (1988).....1,000 (10-0)
 3. David Haas (1985)......923 (12-1)

Individual Records

Rob Musgrave [2008].....923 [12-1]

- Stan Brown [1982].....917 [11-1]
- Steve Foral [1996].....917 [11-1]
- Darren Dreifort [1993].....917 [11-1]
- Steve Foral [1998].....909 [10-1]
- Ben Keiter [2000].....909 [10-1]
- Brandon Baird [1994].....909 [10-1]
- John Tetuan [2002].....909 [10-1]
- Bryan Oelkers [1982].....900 [18-2]
- Stan Brown [1981].....900 [9-1]
- Ben Thomas [1996].....900 [9-1]
- Greg Brummett [1989].....900 [18-2]
- Shane Bryan [1993].....900 [9-1]
- Ben Christensen [1999].....900 [9-1]
- Anthony Capra [2008].....900 [9-1]
- David Haas [1987].....882 [15-2]
- Terry Hayes [1981].....875 [14-2]
- Ken Greenwood [1985].....875 [14-2]
- Charlie Giardrone [1992].....867 [13-2]
- Shane Dennis [1992].....867 [13-2]
- Kennie Steenstra [1992].....867 [13-2]
- Erik Sonberg [1982].....850 [17-3]

Fewest Walks Per 9 Innings (Min. 45 IP)

- A.J. Ladwig [2012].....1.14
- Tommy Hottovy [2004].....1.18
- Mike Brandley [1992].....1.19
- Jaime Bluma [1993].....1.25
- Mike Pelfrey [2003].....1.29
- TJ McGreevy [2013].....1.33
- Rob Musgrave [2007].....1.37
- A.J. Ladwig [2014].....1.46
- Justin Maureau [2002].....1.47
- Tim Kelley [2008].....1.56
- A.J. Ladwig [2013].....1.58
- David Sanders [2002].....1.83
- Kennie Steenstra [1992].....1.62
- Jordan Cooper [2010].....1.68
- Cale Elam [2014].....1.72
- Rob Musgrave [2008].....1.78
- David Sanders [2001].....1.83
- Jordan Cooper [2009].....1.86
- Mike Pelfrey [2004].....1.87
- Kyle Banick [2003].....1.89
- Reuben Kerbs [2002].....1.93
- Noah Booth [2007].....1.93
- Mike Pelfrey [2005].....1.93
- Jeff Bluma [1990].....1.95
- Kennie Steenstra [1991].....1.98

Fewest Hits Per 9 Innings (Min. 70 IP)

- Jim Newlin [1989].....5.2
- Shane Dennis [1994].....5.8
- Ben Christensen [1999].....5.8
- Darren Dreifort [1992].....5.8
- Bryan Oelkers [1982].....5.9
- Don Heinkel [1980].....5.9
- Darren Dreifort [1993].....5.9
- Terry Hayes [1981].....6.2
- Tyler Green [1990].....6.2
- Mike Pelfrey [2005].....6.2
- John Tetuan [2002].....6.3
- Joel Bradberry [1992].....6.4
- Zach Lewis [2017].....6.6
- Brandon Baird [1994].....6.7
- Mike Pelfrey [2004].....6.7
- Anthony Capra [2007].....6.7
- Cale Elam [2014].....6.7
- Kris Johnson [2004].....6.8
- Mike Pelfrey [2003].....6.9
- Noah Booth [2005].....6.9
- Erik Sonberg [1982].....7.0
- Shane Durham [1986].....7.1
- Darren Dreifort [1991].....7.1
- Brandon Baird [1993].....7.1
- Shane Dennis [1992].....7.2
- Anthony Capra [2008].....7.2

Home Runs Allowed

- Rich McIntyre [1985].....17
- David Haas [1988].....14
- Travis Wyckoff [1993].....14
- Troy Howerton [1983].....13
- Ken Greenwood [1985].....13

Shutouts

- Bryan Oelkers [1982].....6
- Erik Sonberg [1983].....4
- Don Heinkel [1982].....4
- Ken Greenwood [1985].....3
- Greg LaFever [1985].....3
- Erik Sonberg [1982].....3
- Don Heinkel [1980].....3
- Terry Hayes [1980].....3
- Rob Musgrave [2008].....3
- Rich McIntyre [1986].....2
- Terry Hayes [1979].....2
- Terry Hayes [1981].....2
- David Haas [1987].....2
- Charlie Giardrone [1992].....2
- Mike Drumright [1995].....2
- Troy Howerton [1983].....2
- Ken Greenwood [1984].....2
- Rich McIntyre [1985].....2
- Pat Cedeno [1988].....2
- Greg Brummett [1989].....2
- Pat Cedeno [1989].....2
- Brandon Baird [1996].....2
- John Tetuan [2002].....2
- Mike Pelfrey [2005].....2

Strikeouts

- Bryan Oelkers [1982].....166
- Mike Pelfrey [2005].....143
- Erik Sonberg [1982].....142
- Tyler Green [1991].....134
- Greg Brummett [1989].....130
- Mike Pelfrey [2004].....125
- Charlie Lowell [2011].....124
- Don Heinkel [1982].....121
- Darren Dreifort [1993].....120
- Mike Drumright [1995].....117
- Terry Hayes [1980].....116
- Darrin Paxton [1990].....116
- Terry Hayes [1981].....112
- Travis Banwart [2007].....111
- Aaron Shafer [2008].....110
- Shane Dennis [1994].....106
- David Haas [1988].....106
- Mike Drumright [1994].....104
- Steve Foral [1997].....104
- Tyler Green [1990].....104
- Pat Cedeno [1989].....103
- Erik Sonberg [1983].....103
- Don Heinkel [1980].....103
- Tim Kelley [2009].....102
- Rob Musgrave [2008].....101

Walks

- Terry Hayes [1980].....88
- Terry Hayes [1981].....86
- Bryan Oelkers [1982].....86
- Erik Sonberg [1983].....82
- Shawn Pumphrey [1985].....78
- Erik Sonberg [1982].....75
- Terry Hayes [1978].....68

Earned Runs

- David Haas [1988].....65
- Rich McIntyre [1985].....63
- Shawn Pumphrey [1985].....59
- Brandon Sloan [2000].....59
- Rich McIntyre [1987].....58
- Tyler Green [1991].....58
- Ken Greenwood [1985].....57

Hit Batters

- Ben Keiter [2001].....18
- Mike Pelfrey [2005].....18
- Jordan Cooper [2009].....15
- Kennie Steenstra [1992].....14
- Mathew Jakubov [2003].....14
- David Haas [1988].....13
- Jason Krafft [1999].....13
- Aaron Shafer [2007].....13
- Josh Smith [2012].....13
- Zach Lewis [2017].....13
- Greg Brummett [1987].....12
- Greg Brummett [1988].....12
- Mike Brandley [1993].....12
- Steve Foral [1998].....12
- Mike Pelfrey [2003].....12

- Kyle Touchatt [2005].....12
- Shane Dennis [1993].....11
- Timber Lee [2000].....11
- Trent Henderson [2003].....11
- Mike Pelfrey [2004].....11
- Rob Musgrave [2008].....11
- Aaron Shafer [2008].....11
- Preston Snavelly [2018].....11
- Jace Kaminska [2021].....11

Wild Pitches

- Chase Williams [2015].....19
- Tim Kelley [2010].....14
- Cale Elam [2013].....12
- Kevin Kelly [1987].....11
- Shane Bryan [1993].....11
- Steve Foral [1997].....11
- Steve Foral [1998].....11
- Brandon Sloan [1999].....11
- Adam Peterson [2002].....11
- Tim Kelley [2009].....11
- Tyler Jones [2016].....11
- Greg LaFever [1984].....10
- Jerome Foster [2005].....10
- Anthony Capra [2008].....10
- Khol Nanney [2008].....10
- Terry Hayes [1981].....9
- Rich McIntyre [1985].....9
- Pat Cedeno [1989].....9
- Charlie Giardrone [1992].....9
- Mike Drumright [1995].....9
- Tyler Green [1990].....9
- Travis Banwart [2007].....9
- Brian Flynn [2011].....9
- Isaac Anderson [2015].....9
- Zach Lewis [2017].....9

Balks

- Mike Pelfrey [2003].....7
- Brandon Sloan [1999].....5
- Shane Dennis [1993].....4
- Ben Keiter [2000].....4
- Mathew Jakubov [2002].....4
- Derek Roach [2004].....4
- Jerome Foster [2005].....4
- Greg Brummett [1987].....3
- Travis Wyckoff [1993].....3
- Reuben Kerbs [2000].....3
- Ben Keiter [2001].....3
- Mike Pelfrey [2004].....3
- Charlie Lowell [2009].....3

Career (Pitching)

Appearances

- Noah Booth [2003-07].....115
- Jaime Bluma [1991-94].....114
- Marc Bluma [1996-99].....110
- Mike Dennison [2000-03].....98
- Jim Newlin [1987-89].....96
- Reagan Biechler [2014-17].....96
- Greg Bauer [1997-00].....93
- Pat Cedeno [1986-89].....91
- Aaron LaBrie [2011-14].....91
- Travis Wyckoff [1993-96].....88
- Cale Elam [2011-14].....85
- David Haas [1985-88].....84
- Jeff Bluma [1987-90].....84
- Rich McIntyre [1984-87].....82
- Tommy Hottovy [2001-04].....81
- TJ McGreevy [2010-13].....79
- Foster Vielock [2011-14].....79
- Darren Dreifort [1991-93].....78
- Chandler Sanburn [2015-18].....78
- Clayton McGinness [2016-pres.].....77
- Kyle Touchatt [2004-07].....76
- Greg Brummett [1986-89].....75
- Brandon Baird [1993-96].....75
- Reuben Kerbs [2000-03].....74
- Stan Brown [1978-82].....73

Earned Run Average (Minimum 150 IP)

- Noah Booth [2003-07].....2.06
- Mike Pelfrey [2003-05].....2.18
- Darren Dreifort [1991-93].....2.24
- Jaime Bluma [1991-94].....2.35

- Jordan Cooper [2009-10].....2.38
- Cale Elam [2011-14].....2.39
- Anthony Capra [2006-08].....2.43
- Don Heinkel [1979-82].....2.62
- Braden Looper [1994-96].....2.62
- Tommy Hottovy [2001-04].....2.66
- Charlie Giardrone [1989-92].....2.69
- Aaron Shafer [2006-08].....2.75
- Marc Bluma [1996-99].....2.77
- Erik Sonberg [1981-83].....2.85
- Jim Newlin [1987-89].....2.90
- Travis Banwart [2005-07].....2.92
- Charlie Lowell [2009-11].....2.92
- Kennie Steenstra [1990-92].....2.95
- A.J. Ladwig [2012-14].....2.95
- Rob Musgrave [2005-08].....3.08
- Greg Brummett [1986-89].....3.09
- Stan Brown [1978-82].....3.23
- Shane Dennis [1991-94].....3.33
- Brandon Baird [1993-96].....3.33
- Tim Kelley [2008-11].....3.41

Victories

- Don Heinkel [1979-82].....51
- David Haas [1985-88].....49
- Greg Brummett [1986-89].....43
- Terry Hayes [1978-81].....42
- Kennie Steenstra [1990-92].....39
- Erik Sonberg [1981-83].....37
- Brandon Baird [1993-96].....34
- Steve Foral [1995-98].....34
- Stan Brown [1978-82].....33
- Mike Pelfrey [2003-05].....33
- Pat Cedeno [1986-89].....32
- Charlie Giardrone [1989-92].....31
- Bryan Oelkers [1980-82].....30
- Aaron Shafer [2006-08].....30
- Rich McIntyre [1985-87].....30
- Shane Dennis [1991-94].....29
- Rob Musgrave [2005-08].....29
- Darrin Paxton [1989-91].....28
- Travis Banwart [2005-07].....27
- Darren Dreifort [1991-93].....26
- Brandon Sloan [1998-01].....26
- Greg LaFever [1982-85].....24
- Ben Keiter [1999-01].....24
- Jason Krafft [1995-99].....24
- Cale Elam [2011-14].....24

Consecutive Victories

- Kennie Steenstra [1991-92].....25
- Pat Cedeno [1987-89].....18
- Ken Greenwood [1982-85].....16
- Rob Burgess [1978-80].....14
- John Tetuan [2001-02].....14
- Terry Hayes [1981].....13
- Greg Brummett [1989].....13
- Charlie Giardrone [1991-92].....13
- Ben Christensen [1997-98].....13
- Nate Robertson [1997-99].....13
- Erik Sonberg [1982].....12

Losses

- Liam Eddy [2018-21].....20
- Rich McIntyre [1984-87].....16
- Terry Hayes [1978-81].....15
- David Sanders [2001-03].....14
- Frank Schulte [1980-84].....13
- Josh Smith [2009-12].....13
- A.J. Ladwig [2012-14].....13
- *Kris Gardner [2012-14].....13
- Zach Lewis [2016-17].....13
- Preston Snavelly [2017-21].....13
- Don Heinkel [1979-82].....12
- Steve Foral [1995-98].....12
- Cale Elam [2011-14].....12
- Cody Tyler [2014-18].....12
- Greg Brummett [1986-89].....11
- Shane Dennis [1991-94].....11
- Brandon Baird [1993-96].....11
- Tim Kelley [2008-11].....11
- Troy Howerton [1982-84].....10
- Shawn Pumphrey [1984-87].....10
- David Haas [1985-88].....10
- Brandon Sloan [1998-00].....10
- Jerome Foster [2003-06].....10
- Travis Banwart [2005-07].....10
- Noah Booth [2003-07].....10

Individual Records

Chase Williams [2015-16]..... 10
Jace Kaminska [2021-22]..... 10

Saves

1. Marc Bluma [1996-99]..... 44
2. Jaime Bluma [1991-94]..... 34
3. Jim Newlin [1987-89]..... 28
4. Braden Looper [1994-96]..... 26
Noah Booth [2003-07]..... 26
6. Greg Bauer [1997-00]..... 22
7. Darren Dreifort [1991-93]..... 17
8. Mike Dennison [2000-03]..... 16
Damon Sublett [2005-07]..... 16
Noah Krol [2006-07]..... 16
11. Steve Haines [2001-2002]..... 15
Cale Elam [2011-14]..... 15
13. Travis Wyckoff [1993-96]..... 13
Tom Julian [1983-86]..... 13
15. Jeff Bluma [1987-90]..... 11
Jeff Williams [1988-90]..... 11
17. Greg LaFever [1982-85]..... 10
*Brandon Peterson [2013]..... 10
John Hayes [2015-16]..... 10
20. Chandler Sanburn [2015-18]..... 9
21. Pat Cedeno [1986-89]..... 8
TJ McGreevy [2010-13]..... 8
Ben Hecht [2017]..... 8
24. David Haas [1985-88]..... 7
Morgan LeClair [1988-91]..... 7
Foster Vielock [2011-14]..... 7

Games Started

1. Don Heinkel [1979-82]..... 66
2. Terry Hayes [1978-81]..... 61
3. David Haas [1985-88]..... 59
Greg Brummett [1986-89]..... 59
5. Steve Foral [1995-98]..... 56
Brandon Baird [1993-96]..... 56
7. Rich McIntyre [1984-87]..... 55
Shane Dennis [1991-94]..... 55
9. Mike Pelfrey [2003-05]..... 51
Rob Musgrave [2005-08]..... 51
11. Travis Banwart [2005-07]..... 50
12. Erik Sonberg [1981-83]..... 49
Charlie Giardrone [1989-92]..... 49
Kennie Steenstra [1990-92]..... 49
15. Tim Kelley [2008-11]..... 48
16. Aaron Shafer [2006-08]..... 46
17. Darrin Paxton [1989-91]..... 45
Josh Smith [2009-12]..... 45
19. Brandon Sloan [1998-00]..... 43
Ben Keiter [1999-01]..... 43
21. Shawn Pumphrey [1984-87]..... 42
Tyler Green [1989-91]..... 42
23. Liam Eddy [2018-21]..... 41
24. Jason Krafft [1995-99]..... 40
David Sanders [2001-03]..... 40
Preston Snavelly [2017-21]..... 40

Complete Games

1. Don Heinkel [1979-82]..... 39
2. Terry Hayes [1978-81]..... 33
3. Erik Sonberg [1981-83]..... 24
4. David Haas [1985-88]..... 22
5. Bryan Oelkers [1980-82]..... 20
6. Greg Brummett [1986-89]..... 19
7. Greg LaFever [1982-85]..... 16
Rich McIntyre [1984-87]..... 16
9. Frank Schulte [1980-84]..... 14
Kennie Steenstra [1990-92]..... 14
Ken Greenwood [1982-85]..... 14
Mike Pelfrey [2003-05]..... 14
13. Larry Groves [1978-79]..... 12
Pat Cedeno [1986-89]..... 12
15. Shane Durham [1985-88]..... 10
16. Tyler Green [1989-91]..... 9
17. Matt Yeager [1978-79]..... 8
Shawn Pumphrey [1984-87]..... 8
Jordan Cooper [2009-10]..... 8
20. Stan Brown [1978-82]..... 7
Rob Burgess [1978-81]..... 7
Darrin Paxton [1989-91]..... 7
Brandon Baird [1993-96]..... 7
Rob Musgrave [2005-08]..... 7

Innings Pitched

1. Don Heinkel [1979-82]..... 467.2
2. David Haas [1985-88]..... 457

3. Greg Brummett [1986-89]..... 424.2
4. Terry Hayes [1978-81]..... 401
5. Rich McIntyre [1984-87]..... 384
6. Brandon Baird [1993-96]..... 383.1
7. Mike Pelfrey [2003-05]..... 359.2
8. Erik Sonberg [1981-83]..... 356.1
9. Rob Musgrave [2005-08]..... 345
10. Steve Foral [1995-98]..... 340
11. Kennie Steenstra [1990-92]..... 335.2
12. Pat Cedeno [1986-89]..... 332.1
13. Shane Dennis [1991-94]..... 302.1
14. Greg LaFever [1982-85]..... 294.1
Aaron Shafer [2006-08]..... 294.1
16. Charlie Giardrone [1989-92]..... 294
17. Travis Banwart [2005-07]..... 292.2
18. Frank Schulte [1980-84]..... 286
19. Tim Kelley [2008-11]..... 285
20. Bryan Oelkers [1980-82]..... 280
21. Cale Elam [2011-14]..... 270.2
22. Darrin Paxton [1989-91]..... 262.1
23. Stan Brown [1978-82]..... 262
24. Darren Dreifort [1991-93]..... 261
25. Mike Brandley [1992-96]..... 258.2
Josh Smith [2009-12]..... 258.2

Winning Percentage (Minimum 20 Decisions)

1. Ben Christensen [1997-99]..... 955 [21-1]
2. Ken Greenwood [1982-85]..... 920 [23-2]
3. Ben Thomas [1995-97]..... 913 [21-2]
4. Kennie Steenstra [1990-92]..... 907 [39-4]
5. Bryan Oelkers [1980-82]..... 882 [30-4]
6. Darren Dreifort [1991-93]..... 839 [26-5]
7. David Haas [1985-88]..... 831 [49-10]
8. Rob Musgrave [2005-08]..... 829 [29-6]
9. Ben Keiter [1999-2001]..... 828 [24-5]
10. Stan Brown [1979-82]..... 825 [33-7]
Mike Pelfrey [2003-05]..... 825 [33-7]
12. Erik Sonberg [1981-83]..... 822 [37-8]
13. Pat Cedeno [1986-89]..... 821 [32-7]
14. Anthony Capra [2006-08]..... 818 [18-4]
15. C. Giardrone [1989-92]..... 816 [31-7]
16. Don Heinkel [1979-82]..... 810 [51-12]
Adam Peterson [1999-02]..... 810 [17-4]
18. Travis Wyckoff [1993-96]..... 800 [20-5]
Jason Krafft [1995-99]..... 800 [24-6]
20. G. Brummett [1986-89]..... 796 [43-13]
21. Shane Durham [1985-88]..... 793 [23-6]
22. Darrin Paxton [1989-91]..... 778 [28-8]
23. Greg LaFever [1982-85]..... 774 [24-7]
24. Rob Burgess [1978-81]..... 773 [17-5]
25. Aaron Shafer [2006-08]..... 769 [30-9]

Shutouts

1. Don Heinkel [1979-82]..... 8
2. Terry Hayes [1978-81]..... 7
Erik Sonberg [1981-83]..... 7
4. Bryan Oelkers [1980-82]..... 6
5. Ken Greenwood [1982-85]..... 5
Pat Cedeno [1986-89]..... 5
7. Greg LaFever [1982-85]..... 4
Rich McIntyre [1984-87]..... 4
Rob Musgrave [2005-08]..... 4
10. David Haas [1985-88]..... 3
Greg Brummett [1986-89]..... 3
Brandon Baird [1993-96]..... 3
Mike Pelfrey [2003-05]..... 3
Tim Kelley [2008-11]..... 3

Strikeouts

1. Terry Hayes [1978-81]..... 370
2. Mike Pelfrey [2003-05]..... 366
3. Greg Brummett [1986-89]..... 364
4. Don Heinkel [1979-82]..... 354
5. David Haas [1985-88]..... 353
6. Steve Foral [1995-98]..... 322
7. Brandon Baird [1993-96]..... 318
8. Erik Sonberg [1981-83]..... 304
9. Rob Musgrave [2005-08]..... 287
10. Tyler Green [1989-91]..... 284
Shane Dennis [1991-94]..... 284
12. Aaron Shafer [2006-08]..... 277
13. Darren Dreifort [1991-93]..... 275
14. Travis Banwart [2005-07]..... 260
15. Tim Kelley [2008-11]..... 259
16. Justin Maureau [2000-02]..... 253
17. Darrin Paxton [1989-91]..... 248
18. Greg LaFever [1982-85]..... 247

19. Shane Durham [1985-88]..... 246
20. Bryan Oelkers [1980-82]..... 244
21. Mike Drumright [1993-95]..... 237
22. Noah Booth [2003-07]..... 235
23. Pat Cedeno [1986-89]..... 231
24. Greg Bauer [1997-00]..... 224
25. Charlie Lowell [2009-11]..... 223

Walks

1. Terry Hayes [1978-81]..... 284
2. Don Heinkel [1979-82]..... 205
3. Erik Sonberg [1981-83]..... 202
4. Rich McIntyre [1984-87]..... 192
5. Bryan Oelkers [1980-82]..... 179
David Haas [1985-88]..... 179
7. Shawn Pumphrey [1984-87]..... 159
8. Pat Cedeno [1986-89]..... 151
9. Stan Brown [1978-82]..... 149
10. Greg Brummett [1986-89]..... 147
Shane Dennis [1991-94]..... 147
12. Frank Schulte [1980-84]..... 144
13. Charlie Giardrone [1989-92]..... 142
14. Tyler Green [1989-91]..... 140
15. Brandon Baird [1993-96]..... 131
Shane Durham [1985-88]..... 131
17. Darrin Paxton [1989-91]..... 130
18. Greg LaFever [1982-85]..... 125
19. Steve Foral [1995-98]..... 117
20. Preston Snavelly [2017-21]..... 116
21. Travis Wyckoff [1993-96]..... 101
22. Rob Burgess [1978-81]..... 95
23. Travis Banwart [2005-07]..... 93
24. Troy Howerton [1982-84]..... 91
25. Bruce Morrison [1978-81]..... 90
Charles Linhardt [1978-81]..... 90
Brandon Sloan [1998-00]..... 90
Ben Keiter [1999-01]..... 90
Rob Musgrave [2005-08]..... 90
Charlie Lowell [2009-11]..... 90

Fewest Walks Per Nine Innings (Minimum 150 IP)

1. A.J. Ladwig [2012-14]..... 1.42
2. Mike Pelfrey [2003-05]..... 1.73
3. Jordan Cooper [2009-10]..... 1.76
4. David Sanders [2001-03]..... 1.83
5. Kennie Steenstra [1990-92]..... 1.98
6. TJ McGreevy [2010-13]..... 2.20
7. Aaron Shafer [2006-08]..... 2.23
8. Noah Booth [2003-07]..... 2.26
Tim Kelley [2008-11]..... 2.31
10. Rob Musgrave [2005-08]..... 2.35
11. Jaime Bluma [1991-94]..... 2.50
12. Braden Looper [1994-96]..... 2.62
13. Marc Bluma [1996-99]..... 2.63
14. Justin Maureau [2000-02]..... 2.65
Ben Christensen [1997-99]..... 2.65
16. Cale Elam [2011-14]..... 2.66
17. Adam Peterson [1999-02]..... 2.75
18. Liam Eddy [2018-21]..... 2.78
19. Jeff Bluma [1987-90]..... 2.81
*Kris Gardner [2012-14]..... 2.81
21. Tommy Hottovy [2001-04]..... 2.86
Travis Banwart [2005-07]..... 2.86
23. Reuben Kerbs [2000-03]..... 2.88
24. Mike Brandley [1992-96]..... 2.92
25. Darren Dreifort [1991-93]..... 2.93

Fewest Hits Per Nine Innings (Minimum 150 IP)

1. Darren Dreifort [1991-93]..... 6.2
2. Jim Newlin [1987-89]..... 6.4
3. Mike Pelfrey [2003-05]..... 6.6
4. Jaime Bluma [1991-94]..... 6.8
5. Noah Booth [2003-07]..... 6.9
6. Cale Elam [2011-14]..... 7.1
7. Braden Looper [1994-96]..... 7.2
Anthony Capra [2006-08]..... 7.2
Charlie Lowell [2009-11]..... 7.2
10. Don Heinkel [1979-82]..... 7.3
Darrin Paxton [1989-91]..... 7.3
12. Erik Sonberg [1981-83]..... 7.4
13. Bryan Oelkers [1980-82]..... 7.6
14. Shane Dennis [1991-94]..... 7.7
Marc Bluma [1993-96]..... 7.7
16. Tyler Green [1989-91]..... 7.8
Ben Christensen [1997-99]..... 7.8
Zach Lewis [2016-17]..... 7.8

19. Terry Hayes [1978-81]..... 7.9
20. Charlie Giardrone [1989-92]..... 8.0
John Tetuan [2000-02]..... 8.0
Travis Banwart [2005-07]..... 8.0
Aaron Shafer [2006-08]..... 8.0
24. Stan Brown [1979-82]..... 8.1
Greg LaFever [1982-85]..... 8.1

Most SO's Per Nine Innings (Minimum 150 IP)

1. Jaime Bluma [1991-94]..... 10.58
2. Justin Maureau [2000-02]..... 10.30
3. Tyler Green [1989-91]..... 10.21
4. Charlie Lowell [2009-11]..... 9.87
5. Jim Newlin [1987-89]..... 9.73
6. Darren Dreifort [1991-93]..... 9.48
7. Marc Bluma [1996-99]..... 9.39
8. Noah Booth [2003-07]..... 9.33
9. Greg Bauer [1997-00]..... 9.29
10. Tommy Hottovy [2001-04]..... 9.21
Shane Durham [1985-88]..... 9.21
12. Mike Pelfrey [2003-05]..... 9.16
13. Anthony Capra [2006-08]..... 9.09
14. Mike Drumright [1993-95]..... 8.90
15. Ben Christensen [1997-99]..... 8.64
16. Mike Dennison [2000-03]..... 8.62
17. Steve Foral [1995-98]..... 8.52
18. Darrin Paxton [1989-91]..... 8.51
19. Aaron Shafer [2006-08]..... 8.47
20. Braden Looper [1994-96]..... 8.45
Shane Dennis [1991-94]..... 8.45
Preston Snavelly [2017-21]..... 8.45
23. Terry Hayes [1978-81]..... 8.30
24. Jordan Cooper [2009-10]..... 8.19
25. Tim Kelley [2008-11]..... 8.18

Earned Runs

1. David Haas [1985-88]..... 202
2. Rich McIntyre [1984-87]..... 187
3. Terry Hayes [1978-81]..... 171
4. Steve Foral [1995-98]..... 148
5. Greg Brummett [1986-89]..... 146
6. Pat Cedeno [1986-89]..... 144
7. Brandon Baird [1993-96]..... 142
8. Don Heinkel [1979-82]..... 136
9. Liam Eddy [2018-21]..... 131
10. Shane Durham [1985-88]..... 130
11. Frank Schulte [1980-84]..... 125
12. Greg LaFever [1982-85]..... 124
Preston Snavelly [2017-21]..... 124
14. Shawn Pumphrey [1984-87]..... 122
Brandon Sloan [1998-00]..... 122
16. Tyler Green [1989-91]..... 118
Rob Musgrave [2005-08]..... 118
18. Josh Smith [2009-12]..... 116
19. Rob Burgess [1978-80]..... 114
20. Erik Sonberg [1981-83]..... 113
21. Shane Dennis [1991-94]..... 112
22. Bryan Oelkers [1980-82]..... 111
23. Kennie Steenstra [1990-92]..... 110
Travis Wyckoff [1993-96]..... 110

Hit Batters

1. Mike Pelfrey [2003-05]..... 41
2. Jason Krafft [1995-99]..... 37
3. Greg Brummett [1986-89]..... 33
Rob Musgrave [2005-08]..... 33
Aaron Shafer [2006-08]..... 33
6. David Haas [1985-88]..... 32
Ben Keiter [1999-01]..... 32
Mat Jakubov [2002-05]..... 32
9. Josh Smith [2009-12]..... 30
10. Brandon Baird [1993-96]..... 29
11. Steve Foral [1995-98]..... 28
12. Charlie Lowell [2009-11]..... 27
Liam Eddy [2018-21]..... 27
14. Kennie Steenstra [1990-92]..... 26
Kyle Touchatt [2004-07]..... 26
Cale Elam [2011-14]..... 26
17. Tim Kelley [2008-11]..... 25
18. Shane Dennis [1991-94]..... 24
Mike Brandley [1992-96]..... 24
Preston Snavelly [2017-21]..... 24
21. David Sanders [2001-03]..... 23
22. Morgan LeClair [1988-91]..... 22
Rich McIntyre [1984-87]..... 22
Noah Booth [2003-07]..... 22
Codi Heuer [2016-18]..... 22

Individual Records

- 7. Bruce Morrison [1978].....627
- 8. Kevin Penner [1981].....622
- 9. Dave Howard [1978].....601
- 10. Johnny Coy [2010].....590

Walks

- 1. Todd Dreifort [1989].....66
- 2. Mark Standiford [1985].....64
- 3. Phil Stephenson [1979].....58
- 4. Dan Raley [1985].....54
- 5. Tim Raley [1984].....53
- 6. Ben Thomas [1995].....45
- 7. Doug Mirabelli [1990].....45
- 8. Koyie Hill [1998].....44
- 9. Kevin Hooper [1996].....42
- 10. Zach Sorensen [1996].....41

Hit By Pitch

- 1. Xavier Casserilla [2022].....13
- 2. Josh Workman [2006].....10
- 3. Tyler Grimes [2009].....9
- 4. Dusty Coleman [2007].....6
- 5. Doug Mirabelli [1990].....6
- 6. Randy Walter [2000].....6
- 7. Chris Wimmer [1990].....6
- 8. Jason Adams [1992].....6
- 9. Shawn Smarsh [2001].....6
- 10. Gunnar Troutwine [2015].....6

Strikeouts

- 1. Xavier Casserilla [2022].....55
- 2. Pat Meares [1988].....54
- 3. Dusty Coleman [2007].....53
- 4. Tyler Coughenour [2011].....53
- 5. Eric Wedge [1987].....51
- 6. Dayton Dugas [2016].....51
- 7. Adam McCollough [1993].....50
- 8. Brian Burgamy [2000].....49
- 9. Josh Workman [2006].....48
- 10. Justin McCarty [1999].....46
- Bruce Morrison [1978].....46

On Base Percentage [Min. 50 AB]

- 1. Phil Stephenson [1979].....572
- 2. Jim Hepburn [1986].....564
- 3. Mark Grogan [1982].....550
- 4. Tim Raley [1984].....521
- 5. Jeff Ryan [1996].....514
- 6. Pat Magness [1997].....497
- 7. Mark Standiford [1985].....495
- 8. Ben Thomas [1995].....491
- 9. Kevin Penner [1981].....488
- 10. Joe Carter [1979].....487

Sacrifice Flies

- 1. Conor Gillaspie [2006].....6
- Josh Workman [2006].....6
- 3. Mike McDonald [1986].....5
- 4. Tim Raley [1984].....5
- 5. Todd Dreifort [1989].....4
- Brandon Green [2001].....4
- Jay Haffley [1989].....4
- Dave Howard [1978].....4
- Eric Wedge [1987].....4
- Casey Blake [1993].....4
- Damon Sublett [2005].....4

Sacrifice Hits

- 1. Nate Reese [1994].....7
- Travis Young [2016].....7
- 3. Dusty Coleman [2007].....6
- Logan Sorensen [2001].....6
- Damon Sublett [2005].....6
- Tyler Coughenour [2011].....6
- Micah Green [2011].....6
- 8. Brandon Green [2001].....5
- Kent Headley [1984].....5
- 10. Brian Burgamy [2000].....4
- Justin McCarty [1999].....4
- Jim Thomas [1979].....4
- Keith Jones [1978].....4
- Zach Sorensen [1996].....4
- Phil Stephenson [1979].....4
- Tyler Baker [2012].....4
- Trey Vickers [2015].....4

Stolen Bases

- 1. Josh Workman [2006].....35
- 2. Mike Lansing [1987].....33
- Phil Stephenson [1979].....33
- 4. Chris Wimmer [1990].....30
- 5. Kent Headley [1984].....27
- 6. Pat Meares [1988].....19
- Jim Audley [1988].....19
- 8. Justin McCarty [1999].....18
- 9. Joe Carter [1979].....17
- Taylor Doggett [2012].....17

PITCHING

ERA [Min. 35 IP]

- 1. *Garrett Brummett [2013].....1.16
- 2. Cale Elam [2011].....1.23
- 3. Jaime Bluma [1991].....1.60
- 4. Anthony Capra [2006].....1.76
- 5. Kris Johnson [2004].....2.01
- 6. Travis Banwart [2005].....2.09
- 7. Mike Brandley [1992].....2.23
- 8. Jace Kaminska [2021].....2.32
- 9. Noah Booth [2003].....2.41
- Darren Dreifort [1991].....2.41

Wins

- 1. David Haas [1985].....12
- 2. Aaron Shafer [2006].....11
- 3. Mike Pelfrey [2003].....10
- 4. Darren Dreifort [1991].....9
- Kennie Steenstra [1990].....9
- 6. Travis Banwart [2005].....8
- Jordan Cooper [2009].....8
- Steve Uhlmansiek [2003].....8
- Sam Tewes [2014].....8
- Jace Kaminska [2021].....8

Losses

- 1. Terry Hayes [1978].....8
- 2. David Sanders [2001].....6
- Jordan Cooper [2009].....6
- Payton Tolle [2022].....6
- 5. Rob Burgess [1978].....5
- Brian Flynn [2009].....5
- 7. Tim Kelley [2008].....4
- Rich McIntyre [1984].....4
- Jeb Bargfeldt [2015].....4
- Liam Eddy [2018].....4

Appearances

- 1. Anthony Capra [2006].....30
- 2. Cale Elam [2011].....28
- 3. Jim Newlin [1987].....27
- Jaime Bluma [1991].....27
- 5. Noah Booth [2003].....24
- Darren Dreifort [1991].....24
- 7. Greg Bauer [1997].....23
- Marc Bluma [1996].....23
- Taylor Goshen [2015].....23
- 10. Mike Dennison [2000].....22
- David Haas [1985].....22
- Clayton McGinness [2016].....22

Games Started

- 1. Mike Pelfrey [2003].....16
- Travis Wyckoff [1993].....16
- Aaron Shafer [2006].....16
- Steve Uhlmansiek [2003].....16
- 5. Travis Banwart [2005].....15
- Sam Tewes [2014].....15
- 7. Terry Hayes [1978].....14
- 8. Jordan Cooper [2009].....13
- Kris Gardner [2012].....13
- 10. Rob Burgess [1978].....12
- David Sanders [2001].....12
- Jeb Bargfeldt [2015].....12
- Liam Eddy [2018].....12
- Payton Tolle [2022].....12

Complete Games

- 1. Terry Hayes [1978].....8
- 2. Don Heinkel [1979].....4
- Smokey McCarthey [1979].....4
- Bryan Oelkers [1980].....4
- 5. Stan Brown [1978].....3
- Rob Burgess [1978].....3
- Jordan Cooper [2009].....3
- David Haas [1985].....3

- Bruce Morrison [1978].....3
- 10. Rich McIntyre [1984].....2
- Mike Pelfrey [2003].....2
- Erik Sonberg [1981].....2
- Kennie Steenstra [1990].....2
- Jace Kaminska [2021].....2

Shutouts

- 1. Craig Marshall [1987].....1
- Mike Brandley [1992].....1
- Justin Maureau [2000].....1
- Mike Pelfrey [2003].....1

Saves

- 1. Greg LaFever [1982].....9
- Damon Sublett [2005].....9
- 3. Jaime Bluma [1991].....7
- 4. Derek Roach [2004].....5
- Cale Elam [2011].....5
- 6. Marc Bluma [1996].....4
- 7. Greg Bauer [1997].....3
- Noah Booth [2003].....3
- David Haas [1985].....3
- Barry Lunnon [1985].....3
- TJ McGreevy [2010].....3
- Rob Musgrave [2005].....3
- Chance Sossamon [2009].....3
- Jim Newlin [1987].....3

Innings Pitched

- 1. Mike Pelfrey [2003].....104.2
- 2. Aaron Shafer [2006].....99.1
- 3. Jordan Cooper [2009].....97.0
- 4. Travis Wyckoff [1993].....92.1
- 5. David Haas [1985].....84.0
- 6. Kennie Steenstra [1990].....83.2
- 7. Terry Hayes [1978].....83.1
- 8. Sam Tewes [2014].....82.2
- 9. Travis Banwart [2005].....82.0
- 10. Brandon Baird [1993].....81.1

Hits

- 1. Jordan Cooper [2009].....87
- Aaron Shafer [2006].....87
- 3. Terry Hayes [1978].....86
- Travis Wyckoff [1993].....86
- 5. David Sanders [2001].....81
- 6. Mike Pelfrey [2003].....80
- Steve Uhlmansiek [2003].....80
- 8. Payton Tolle [2022].....79
- 9. Rob Burgess [1978].....77
- Justin Maureau [2000].....77
- Smokey McCarthey [1979].....77
- Bryan Oelkers [1980].....77

Runs

- 1. Terry Hayes [1978].....73
- 2. Rob Burgess [1978].....62
- 3. Travis Wyckoff [1993].....56
- 4. Smokey McCarthey [1979].....51
- 5. Justin Maureau [2000].....47
- 6. Clayton McGinness [2016].....45
- 7. Bryan Oelkers [1980].....44
- David Sanders [2001].....44
- 9. Steve Uhlmansiek [2003].....43
- 10. Bruce Morrison [1978].....42

Earned Runs

- 1. Rob Burgess [1978].....51
- Terry Hayes [1978].....51
- 3. Travis Wyckoff [1993].....44
- 4. Justin Maureau [2000].....42
- 5. Clayton McGinness [2016].....41
- 6. Steve Uhlmansiek [2003].....38
- 7. David Haas [1985].....35
- 8. Bryan Oelkers [1980].....34
- Darrin Paxton [1989].....34
- David Sanders [2001].....34

Walks

- 1. Terry Hayes [1978].....68
- 2. David Haas [1985].....53
- 3. Bryan Oelkers [1980].....51
- 4. Steve Uhlmansiek [2003].....50
- 5. Rob Burgess [1978].....45
- Erik Sonberg [1981].....45
- 7. Tyler Green [1989].....43
- 8. Don Heinkel [1979].....42

- 9. Darrin Paxton [1989].....40
- Stan Brown [1978].....40

Strikeouts

- 1. Mike Pelfrey [2003].....98
- 2. Justin Maureau [2000].....95
- 3. Jordan Cooper [2009].....91
- 4. Aaron Shafer [2006].....77
- 5. Darrin Paxton [1989].....72
- 6. Terry Hayes [1978].....70
- 7. David Sanders [2001].....68
- Travis Banwart [2005].....68
- 9. Kris Johnson [2004].....66
- 10. Darren Dreifort [1991].....63
- David Haas [1985].....63
- Charlie Lowell [2009].....63

Home Runs Allowed

- 1. Travis Wyckoff [1993].....14
- 2. Tommy Barnhouse [2017].....10
- 3. Mike Pelfrey [2003].....9
- 4. Ben Thomas [1995].....8
- 4. David Haas [1985].....7
- Justin Maureau [2000].....7
- Jason Krafft [1995].....7
- Steve Uhlmansiek [2003].....7
- Jordan Cooper [2009].....7
- Clayton McGinness [2016].....7
- Jace Kaminska [2021].....7

Wild Pitches

- 1. Greg Bauer [1997].....8
- Anthony Capra [2006].....8
- Darren Dreifort [1991].....8
- Rob Musgrave [2005].....8
- Tyler Jones [2015].....8
- 6. Tyler Green [1989].....7
- Darrin Paxton [1989].....7
- Mat Jakubov [2002].....7
- Taylor Goshen [2015].....7
- 10. Tymbler Lee [1998].....6
- Steve Uhlmansiek [2003].....6
- Jordan Cooper [2009].....6
- Jeb Bargfeldt [2015].....6
- Alex Segal [2018].....6

Hit Batters

- 1. Jordan Cooper [2009].....15
- 2. Mike Pelfrey [2003].....12
- 3. Jace Kaminska [2021].....11
- 4. Greg Bauer [1997].....10
- 5. Jason Krafft [1995].....9
- Aaron Shafer [2006].....9
- 7. Mat Jakubov [2002].....8
- 8. Ben Keiter [1999].....7
- Charlie Lowell [2009].....7
- Travis Wyckoff [1993].....7
- Jeb Bargfeldt [2015].....7
- Tyler Davis [2018].....7

Balks

- 1. Mike Pelfrey [2003].....7
- 2. Mat Jakubov [2002].....4
- Derek Roach [2004].....4
- 4. Charlie Lowell [2009].....3
- Travis Wyckoff [1993].....3
- Reuben Kerbs [2000].....3
- 7. Darren Dreifort [1991].....2
- Steve Foral [1995].....2
- Tymbler Lee [1998].....2
- Braden Loooper [1994].....2
- Kyle Touchatt [2004].....2
- Dustin Atkins [2001].....2
- Greg Brummett [1986].....2
- Steve Uhlmansiek [2003].....2
- Taylor Goshen [2015].....2

FIELDING

Putouts

- 1. Logan Sorensen [2001].....529
- 2. Ben Thomas [1995].....448
- 3. Eric Wedge [1987].....434
- 4. Nate Reese [1994].....356
- 5. Doug Mirabelli [1990].....347
- 6. Adam McCollough [1993].....333
- 7. Larry Groves [1978].....314
- 8. Phil Stephenson [1979].....297

Individual Records

9. Casey Gillaspie [2012].....	295
10. Noah Croft [2017].....	285

Assists

1. Zach Sorensen [1996].....	227
2. Mike Lansing [1987].....	210
3. Dusty Coleman [2007].....	163
Kevin Hooper [1996].....	163
5. Brandon Green [2001].....	154
6. Jim Thomas [1979].....	149
7. Koyie Hill [1998].....	142
8. Mike Davis [1978].....	140
9. Damon Sublett [2005].....	139
10. Casey Blake [1993].....	133

Errors

1. Mike Davis [1978].....	34
2. Zach Sorensen [1996].....	21
3. Jim Thomas [1979].....	20
4. Casey Blake [1993].....	19
5. Mike Lansing [1987].....	18
6. Brian Burgamy [2000].....	15
Tyler Coughenour [2011].....	15
8. Dusty Coleman [2007].....	14
Conor Gillaspie [2006].....	14
Dave Howard [1978].....	14

Fielding Percentage

[Min. 100 TC]

1. Casey Gillaspie [2012].....	994
Gunnar Troutwine [2015].....	994
Noah Croft [2017].....	994
4. Chris Wimmer [1990].....	992
Nate Reese [1994].....	992
Joe Muich [2002].....	992
7. Alex Jackson [2017].....	991
8. Doug Mirabelli [1990].....	990
9. Tyler Hill [2005].....	988
10. Ryan Owen [2000].....	986

No-Hitters

[Since 1978]

1. Larry Groves vs. Kan. Newman, April 18, 1978 [5 inn.]
2. Don Heinkel vs. Illinois, March 24, 1979 [7 inn.]
3. Terry Hayes vs. Colorado State, March 17, 1981 [7 inn.]
4. Tony Williamson vs. Ft. Hays St., April 19, 1979 [5 inn.]
5. Charlie Giardrone vs. Fordham, March 28, 1989 [6 inn.]
6. Tyler Green vs. New Mexico, March 20, 1990 [9 inn.]

One-Hitters

[Since 1978]

1. Bruce Morrison vs. SW Okla. St., April 27, 1978 [5 inn.]
2. Chuck Linhardt vs. Augustana [S.D.], April 8, 1979 [7 inn.]
3. combined effort vs. Bethany, May 8, 1980 [7 inn.]
4. combined effort vs. Bethany, May 8, 1980 [7 inn.]
5. Don Heinkel vs. Augustana, March 31, 1980 [7 inn.]
6. Terry Hayes vs. New Mexico State, March 18, 1981 [7 inn.]
7. combined effort vs. NW Missouri St., March 2, 1983 [7 inn.]
8. combined effort vs. NW Missouri St., March 1, 1985 [7 inn.]
9. combined effort vs. Iowa State, March 16, 1985 [7 inn.]
10. combined effort vs. Creighton, May 4, 1985 [7 inn.]
11. combined effort vs. Kansas Wesleyan, April 1, 1986 [9 inn.]
12. Craig Marshall vs. Kansas Wesleyan, April 9, 1987 [7 inn.]
13. combined effort vs. Kan. Wesleyan, April 11, 1989 [9 inn.]
14. combined effort vs. Northern Iowa, March 21, 1992 [9 inn.]
15. Mike Brandley vs. Southern Illinois, May 1, 1993 [9 inn.]
16. combined effort vs. Friends, March 27, 1994 [7 inn.]
17. combined effort vs. Northern Iowa, April 3, 1994 [9 inn.]
18. combined effort vs. Northern Iowa, April 29, 1995 [7 inn.]
19. Mike Drumright vs. Creighton, May 13, 1995 [7 inn.]
20. Ben Thomas vs. Illinois State, March 30, 1996 [7 inn.]
21. combined effort vs. Ark.-Little Rock, Feb. 23, 1997 [9 inn.]
22. Ben Christensen vs. Bradley, April 18, 1998 [7 inn.]
23. Ben Keiter vs. Southern Illinois, March 17, 2001 [7 inn.]
24. combined effort vs. South Alabama, April 25, 2001 [9 inn.]
25. John Tetuan vs. Creighton, April 19, 2002 [9 inn.]
26. combined effort vs. Northern Iowa, April 5, 2003 [9 inn.]
27. Mike Pelfrey vs. Indiana State, April 11, 2003 [7 inn.]
28. Jereme Foster vs. Evansville, April 2, 2005 [7 inn.]
29. Mike Pelfrey vs. Illinois State, April 8, 2005 [9 inn.]
30. combined effort vs. Arkansas-Pine Bluff, March 21, 2007 [9 inn.]
31. Jordan Cooper vs. Creighton, May 16, 2009 [7 inn.]
32. combined effort vs. North Dakota, Feb. 25, 2011
33. *combined effort vs. Air Force, March 26, 2013
34. *combined effort vs. Oral Roberts, April 24, 2013
35. combined effort vs. Southern Illinois, May 22, 2014 [12 inn.]
36. combined effort vs. Northwestern State, Feb. 15, 2020
37. combined effort vs. Oklahoma, May 16, 2022

Game Records

Individual Game (Hitting)

At Bats

1. Nick Blasi vs. Kansas State [2004].....9
Logan Sorensen vs. Kansas State [2004]9
Alec Bohm vs. Evansville [2017].....9
Willie Schwanke vs. Evansville [2017].....9
5. Arnie Beyeler vs. ORU [1984].....8
Rick Wrona vs. ORU [1984].....8
P.J. Forbes vs. UNI [1989].....8
Tyler Grimes vs. Oregon [2011].....8
Preston Springer vs. Oregon [2011].....8
Johnny Coy vs. Oregon [2011].....8
Tyler Coughenour vs. Oregon [2011].....8

Hits

1. Russ Morman vs. Bemidji State [1982].....6
2. Bob Bomerito vs. SW Okla. St. [1978].....5
Dave Howard vs. NE Missouri [1979].....5
Joe Carter vs. Tulsa [1979].....5
Jim Thomas vs. New Mexico State [1979] .5
Phil Stephenson vs. Tabor [1979].....5
Phil Stephenson vs. Tulsa [1980].....5
Joe Carter vs. Augustana [1980].....5
Jimmy Smith vs. Augustana [1980].....5
Bruce Morrison vs. Friends [1981].....5
Joe Carter vs. New Mexico State [1981].....5
Bruce Morrison vs. New Mexico St. [1981] 5
Bob Bomerito vs. Colorado State [1981]...5
Charlie O'Brien vs. Bemidji State [1982]...5
Russ Morman vs. Oklahoma City [1983]...5
Kevin Penner vs. San Diego State [1983] .5
Dan Juenke vs. Lamar [1985].....5
Tim Raley vs. Lubbock Christian [1985]...5
Mark Standiford vs. Marymount [1985]...5
Dan Raley vs. Kansas State [1986].....5
Mark Standiford vs. Creighton [1987].....5
Tim Raley vs. Missouri Valley [1987].....5
Mike Blankenberger vs. Kan. Wesleyan [1987] .5
Mike Lansing vs. Creighton [1988].....5
Mike Lansing vs. Illinois State [1988].....5
Mark Standiford vs. Fort Hays St. [1988]..5
Mike Lansing vs. UNI [1989].....5
Mike Lansing vs. New Mexico [1989].....5
Todd Dreifort vs. Marymount [1989].....5
Mike Jones vs. Saint Louis [1991].....5
Richie Taylor vs. Missouri State [1995].....5
Casey Davis vs. Arkansas State [1995].....5
Travis Wyckoff vs. UNI [1996].....5
Zach Sorensen vs. Indiana State [1996]...5
Travis Wyckoff vs. Friends [1996].....5
Luke Beuerlein vs. Illinois State [1997].....5
Jeff Ryan vs. Nebraska [1997].....5
Kevin Hooper vs. Indiana State [1997].....5
Zach Sorensen vs. Arkansas-Little Rock [1997]5
Pat Magness vs. Sterling [1998].....5
Zach Sorensen vs. Indiana State [1998]...5
Koyie Hill vs. UNI [1999].....5
Pat Magness vs. Howard [1999].....5
Eric Absher vs. Southern Illinois [2001].....5
Justin McCarty vs. So. Illinois [2001].....5
Brandon Green vs. So. [2002].....5
Mark Johnson vs. Iowa [2003].....5
Cody Clark vs. Hawaii-Hilo [2003].....5
Derek Schermerhorn vs. TCU [2006].....5
Conor Gillaspie vs. USC [2006].....5
Andy Dirks vs. Missouri State [2008].....5
Taylor Brown vs. Central Michigan [2009]5
Johnny Coy vs. Kansas State [2012].....5
Casey Gillaspie vs. Bradley [2012].....5
Johnny Coy vs. Nebraska [2012].....5
Daniel Kihle vs. Indiana State [2015].....5
Chuck Ingram vs. New Mexico [2022].....5
Sawyre Thornhill vs. Oklahoma [2022].....5

Runs

1. Phil Stephenson vs. New Mexico State [1981] .6
Rick Olivas vs. Kansas Wesleyan [1987]...6
Joey Wilson vs. Kansas Wesleyan [1989]..6
Tim Hayes vs. Indiana State [1998].....6
Bryan Erstad vs. Howard [2002].....6

Doubles

1. Travis Wyckoff vs. Friends [1996].....4
2. Matt Yeager vs. SW Oklahoma St. [1978]..3
Charlie O'Brien vs. NW Oklahoma St. [1980]...3
Mark Grogan vs. Creighton [1985].....3
Mark Standiford vs. Houston [1986].....3
Mark Standiford vs. Fort Hays St. [1988]...3

Todd Dreifort vs. Marymount [1989].....3
Mike Lansing vs. Marymount [1989].....3
Mike Jones vs. New Mexico [1989].....3
Toby Smith vs. Indiana State [1993].....3
Jeff Ryan vs. Nebraska [1997].....3
Jeff Ryan vs. Centenary [1998].....3
Randy Walter vs. Bradley [2002].....3
Logan Sorensen vs. Kansas State [2004] 3
Matt Brown vs. Kansas State [2006].....3
Dusty Coleman vs. So. Illinois [2007].....3
Josh Rosecrans vs. North Dakota St. [2009]...3
Tyler Grimes vs. Bradley [2009].....3
Garrett Bayliff vs. North Dakota [2012].....3
*Erik Harbutz vs. Bradley [2013].....3
Parker Zimmerman vs. SIUE [2014].....3

Triples

1. Kevin Hooper vs. Miami (Ohio) [1999].....3
2. Dave Howard vs. Kearney State [1979]....2
Charlie O'Brien vs. Colorado [1981].....2
Russ Morman vs. Missouri-Rolla [1983]...2
Rick Wrona vs. New Mexico [1984].....2
Tim Raley vs. Lubbock Christian [1985]...2
Tim Raley vs. Illinois State [1987].....2
P.J. Forbes vs. UNI [1989].....2
Mike Lansing vs. Hawaii [1989].....2
Todd Dreifort vs. Eastern Illinois [1991]....2
Pat Magness vs. Kansas State [1998].....2
Mark Johnson vs. Howard [2002].....2
Matt Brown vs. Stetson [2006].....2
Damon Sublett vs. Hawaii-Hilo [2007].....2
Conor Gillaspie vs. Northwestern [Iowa] [2008]..2
Kenny Williams Jr. vs. Illinois St. [2008]...2
Don Lambert vs. Alcorn State [2011].....2
*Tyler Baker vs. Oral Roberts [2013].....2
Sam Hilliard vs. New Mexico [2015].....2
Couper Cornblum vs. Dixie State [2021]...2

Home Runs

1. Brian Preston vs. Missouri [1999].....4
2. Phil Stephenson vs. Texas Wesleyan [1981]....3
Russ Morman vs. Bemidji State [1982]...3
Russ Morman vs. NE Oklahoma State [1982]..3
Mark Standiford vs. Nebraska [1988].....3
Jim Audley vs. Emporia State [1991].....3
Doug Mirabelli vs. Emporia State [1991]...3
Mike Jones vs. Missouri State [1991].....3
Jason Adams vs. Missouri State [1995]...3
Brian Preston vs. Creighton [1997].....3
Pat Magness vs. Creighton [1998].....3
Zach Sorensen vs. Bradley [1998].....3
Zach Sorensen vs. Indiana State [1998]...3
Drew Moffitt vs. Missouri State [2004]....3
Tyler Weber vs. Indiana State [2007].....3

RBI

1. Drew Moffitt vs. Missouri State [2004]...10
2. Bob Bomerito vs. SW Oklahoma State [1978]..9
Johnny Coy vs. North Dakota [2012].....9
4. Bruce Morrison vs. Friends [1981].....8
Charlie O'Brien vs. So. Illinois [1982].....8
Phil Stephenson vs. NE Oklahoma [1982] 8
Russ Morman vs. NE Oklahoma [1982].....8
Dan Raley vs. Southern Illinois [1987].....8
Mike Lansing vs. New Mexico [1989].....8
Jason White vs. Central Missouri State [1992] .8
Zach Sorensen vs. Indiana State [1998]...8
Pat Magness vs. Iowa [2000].....8
Randy Walter vs. Howard [2002].....8
Damon Sublett vs. Bradley [2006].....8

Total Bases

1. Brian Preston vs. Missouri [1999].....16
2. Russ Morman vs. Bemidji State [1982]....15
3. Russ Morman vs. NE Oklahoma [1982]...14
Zach Sorensen vs. Indiana State [1998]..14
Pat Magness vs. Creighton [1998].....14

Stolen Bases

1. Phil Stephenson vs. Creighton [1981].....6
Kent Headley vs. Texas Tech [1987].....6
3. Kent Headley vs. Oral Roberts [1987].....5
Kent Headley vs. Kansas [1987].....5
5. Jim Thomas vs. Creighton [1981].....4
Keith Jones vs. Creighton [1981].....4
Kevin Penner vs. Marymount [1981].....4
Phil Stephenson vs. St. Edward's [1982]...4
Phil Stephenson vs. Kan. Newman [1982]4
Phil Stephenson vs. Emporia St. [1982]....4
Kent Headley vs. Oklahoma City [1984]....4

Loren Hibbs vs. Friends [1984].....4
Gregg Schffelbein vs. Oklahoma City [1985]..4
Mike Lansing vs. Kansas [1988].....4
Pat Meares vs. UNI [1989].....4
Chris Wimmer vs. Portland State [1991]....4
Carl Hall vs. Portland State [1991].....4
Chris Wimmer vs. Grand Canyon [1992]...4
Carl Hall vs. Benedictine [1993].....4
Randy Young vs. Oklahoma [1994].....4
Randy Young vs. Bradley [1994].....4
Carl Hall vs. Texas Arlington [1994].....4
Jason Adams vs. San Francisco [1995]....4
Randy Young vs. Grand Canyon [1995]....4
Jason Ficken vs. Baker [1995].....4
Casey Davis vs. Baker [1995].....4
Randy Young vs. UNI [1996].....4
Blake Blasi vs. Creighton [1999].....4
Kevin Hall vs. North Dakota State [2009]4
Tyler Grimes vs. New Orleans [2011].....4
Daniel Kihle vs. Western Illinois [2015]....4

Walks

1. Mark Grogan vs. Oklahoma City [1983]....5
Doug Mirabelli vs. Grand Canyon [1992]...5
Joey Blue vs. Benedictine [1997].....5
Derek Schermerhorn vs. No. Colorado [2006] 5
Sawyre Thornhill vs. Cincinnati [2022].....5
6. Phil Stephenson vs. Creighton [1980].....4
Phil Stephenson vs. NE Missouri [1980]...4
Jim Thomas vs. Phillips [1980].....4
Tim Tolin vs. Murray State [1980].....4
Jimmy Smith vs. Loyola [1981].....4
Tim Tolin vs. South Dakota State [1981]....4
Tim Tolin vs. Iowa State [1981].....4
Jim Thomas vs. Texas Wesleyan [1981]....4
Dan Greishaber vs. Grand Canyon [1982]..4
Jim Thomas vs. Creighton [1982].....4
Kevin Penner vs. Chapman [1983].....4
Tony Carter vs. William Jewell [1983]....4
Eric Wilner vs. Oral Roberts [1984].....4
Victor Dunn vs. Phillips [1984].....4
Dan Raley vs. Kansas State [1985].....4
Gregg Schffelbein vs. Oklahoma City [1985]..4
Mark Standiford vs. Fort Hayes State [1985]...4
Jim Hepburn vs. Washburn [1986].....4
Rick Olivas vs. Creighton [1987].....4
Kent Headley vs. Nebraska [1987].....4
Mark Standiford vs. Oklahoma St. [1988]..4
Dan Raley vs. Oral Roberts [1988].....4
Pat Meares vs. Washburn [1988].....4
Mike Wentworth vs. BYU [1989].....4
Mike Lansing vs. Hawaii [1989].....4
Todd Dreifort vs. UNI [1989].....4
Bryant Winslow vs. Oklahoma St. [1990]..4
Todd Dreifort vs. Murray State [1990]....4
Jason Adams vs. Oklahoma State [1992]..4
Joey Jackson vs. Grand Canyon [1992]....4
Jason Adams vs. Oklahoma City [1992]....4
Carl Hall vs. Illinois-Chicago [1993].....4
Richie Taylor vs. Bradley [1994].....4
Nate Reese vs. Bradley [1995].....4
Ben Thomas vs. Kansas [1995].....4
Zach Sorensen vs. Oklahoma St. [1996]...4
Zach Sorensen vs. Benedictine [1997]....4
Jeff Ryan vs. Missouri State [1998].....4
Pat Magness vs. Illinois State [1998]....4
Pat Magness vs. Indiana State [1999]....4
Blake Blasi vs. Washington [1999].....4
Justin McCarty vs. Illinois State [1999]....4
Blake Blasi vs. Minnesota [1999].....4
Jeff Ryan vs. Miami (Ohio) [1999].....4
Jeff Ryan vs. Miami (Ohio) [1999].....4
Pat Magness vs. Missouri State [2000]....4
Justin McCarty vs. Hawaii Pacific [2001]...4
Brian Burgamy vs. Howard [2002].....4
Dustin Hawkins vs. Howard [2002].....4
Bryan Erstad vs. Howard [2002].....4
Nick Blasi vs. Arizona State [2004].....4
Kenny Waddell vs. Northwestern St. [2005]..4
Josh Workman vs. Hawaii-Hilo [2006]....4
Tyler Grimes vs. Evansville [2010].....4

Game Records

Tyler Grimes vs. New Orleans [2011].....4
Don Lambert vs. Alcorn State [2011].....4
Dayne Parker vs. Arizona State [2014].....4

Strikeouts

1. Clint McKeever vs. Oral Roberts [2009].....5
Johnny Coy vs. Bradley [2013].....5
Travis Young vs. Evansville [2017].....5
Jordan Boyer vs. Evansville [2017].....5
5. Bruce Morrison vs. Tulsa [1979].....4
Joe Carter vs. Creighton [1981].....4
Mike McDonald vs. Creighton [1987].....4
Mike McDonald vs. Oral Roberts [1988].....4
Pat Meares vs. BYU [1990].....4
Brian Morrow vs. Texas Tech [1991].....4
Jason White vs. Missouri State [1992].....4
Todd Dreifort vs. Indiana State [1993].....4
Todd Dreifort vs. Creighton [1993].....4
John Gulick vs. Oklahoma [1994].....4
Jerry Stine vs. Bradley [1995].....4
Jerry Stine vs. Oklahoma State [1996].....4
Adam McCollough vs. Oklahoma State [1996].....4
Casey Davis vs. Illinois State [1997].....4
Casey Davis vs. Southern Illinois [1997].....4
Eric Absher vs. Southern Illinois [2000].....4
Randy Walter vs. Cal St. Fullerton [2001].....4
Joe Muich vs. Evansville [2004].....4
Brian Spear vs. Houston [2006].....4
Dusty Coleman vs. Long Beach St. [2008].....4
Cody Lassley vs. Indiana State [2008].....4
Clint McKeever vs. Kansas State [2008].....4
Kenny Williams vs. Indiana State [2008].....4
Tyler Grimes vs. Oklahoma [2009].....4
Bret Bascue vs. Missouri State [2009].....4
Bret Bascue vs. UNI [2009].....4
Cody Lassley vs. Arizona [2010].....4
Preston Springer vs. Penn State [2011].....4
Tyler Coughenour vs. Oregon [2011].....4
Kevin Hall vs. Missouri State [2011].....4
Tyler Grimes vs. Missouri State [2011].....4
Johnny Coy vs. New Orleans [2013].....4
Casey Gillaspie vs. Illinois State [2013].....4
Zair Koeiman vs. Coastal Carolina [2014].....4
Daniel Kihle vs. Stephen F. Austin [2014].....4
Tanner Kirk vs. Oklahoma State [2014].....4
Zair Koeiman vs. Dallas Baptist [2014].....4
Daniel Kihle vs. Sam Houston St. [2015].....4
Chase Rader vs. UC Santa Barbara [2015].....4
Jordan Farris vs. TCU [2015].....4
Chase Rader vs. Missouri State [2015].....4
Gunnar Troutwine vs. New Mexico [2016].....4
Travis Young vs. Dallas Baptist [2016].....4
Sam Goodwin vs. Oklahoma [2017].....4
Dayton Dugas vs. McNeese [2018].....4
Greyson Jenista vs. ECU [2018].....4
Greyson Jenista vs. USF [2018].....4
Gunnar Troutwine vs. USF [2018].....4
Seth Stroh vs. USF [2021].....4
Brock Rodden at Oklahoma St. [2022].....4
Seth Stroh at East Carolina [2022].....4

Hit By Pitch

1. Tyler Grimes vs. Tabor [2010].....3
Tyler Coughenour vs. Penn State [2011].....3
Tyler Grimes vs. Evansville [2011].....3
Jacob Katzfey vs. Valparaiso [2017].....3
5. Tyler Grimes vs. Kansas State [2010].....2
Cody Lassley vs. Illinois State [2010].....2
Clint McKeever vs. Fla. Gulf Coast [2010].....2
Preston Springer vs. Kansas [2010].....2
Will Baez vs. North Dakota State [2009].....2
Will Baez vs. TCU [2009].....2
Tyler Grimes vs. Kansas [2009].....2
Clint McKeever vs. UNI [2009].....2
Andy Dirks vs. Harvard [2008].....2
Andy Dirks vs. Central Arkansas [2008].....2
Tyler Grimes vs. North Dakota [2011].....2
Chris O'Brien vs. Penn State [2011].....2
Ryan Hege vs. Oregon [2011].....2
Tyler Grimes vs. Hawaii [2011].....2
Tyler Grimes vs. Southern Illinois [2011].....2
D. Schermerhorn vs. Richmond [2007].....2
Danny Jackson vs. Kansas [2007].....2
Damon Sublett vs. Missouri State [2007].....2
Josh Workman vs. North Dakota St. [2006].....2
Noah Krol vs. Illinois State [2006].....2
Brandon Hall vs. Long Beach St. [2005].....2
Drew Moffitt vs. Northern Iowa [2004].....2
Kent Becker vs. Lewis-Clark State [2001].....2
Erik Absher vs. Hawaii-Hilo [1999].....2

Pat Magness vs. Florida State [1999].....2
Pat Magness vs. Northern Iowa [1999].....2
Micah Green vs. North Dakota [2012].....2
Ryan Hege vs. North Dakota [2012].....2
Kevin Akenson vs. Missouri Western [1978].....2
*Daniel Kihle vs. North Dakota [2013].....2
Daniel Kihle vs. Central Michigan [2015].....2
Chase Rader vs. Western Illinois [2015].....2
Chase Rader vs. Kansas [2015].....2
Jordan Farris vs. Kansas [2015].....2
Ryan Tinkham vs. Illinois State [2015].....2
Chase Rader vs. Bradley [2015].....2
Chase Rader vs. Oklahoma [2015].....2
Chase Rader vs. Oklahoma State [2016].....2
Gunnar Troutwine vs. Oklahoma [2016].....2
Dayton Dugas vs. North Dakota [2016].....2
Jordan Boyer vs. Southern Illinois [2017].....2
Trey Vickers at ECU [2018].....2
Ross Cadena vs. Houston [2021].....2
Ross Cadena at UCF [2021].....2

Sacrifice Flies

1. Corrigan Bartlett at Tulane [2021].....3
2. Preston Springer vs. Central Ark. [2010].....2
Will Baez vs. Kansas [2010].....2
Tyler Weber vs. Harvard [2008].....2
Dusty Coleman vs. Washington St. [2008].....2
Matt Brown vs. Creighton [2007].....2
Nick Blasi vs. Hawaii-Hilo [2003].....2
J.R. DiMercurio vs. Iowa [2003].....2
Joe Carter vs. Gustavus Adolphus [1979].....2
Mike Davis vs. Bradley [1978].....2
Parker Zimmerman vs. Kan. Wesleyan [2013].....2
Chase Rader vs. Ark.-Little Rock [2015].....2
Ryan Tinkham vs. Oral Roberts [2015].....2
Mason O'Brien vs. S. Dakota St. [2018].....2

Sacrifice Hits

1. Cody Lassley vs. Northern Iowa [2009].....2
Ryan Jones vs. Missouri State [2008].....2
Walker Davidson vs. Niagara [2011].....2
Kevin Hall vs. Indiana State [2011].....2
Dusty Coleman vs. Arizona [2007].....2
Blake Hurlbutt vs. Nicholls State [2006].....2
Kevin Hall vs. Illinois State [2012].....2
Keith Jones vs. Tulsa [1978].....2
Tanner Dearman vs. Bradley [2014].....2
Jordan Farris vs. Central Michigan [2015].....2
Travis Young vs. Evansville [2016].....2
Jacob Katzfey vs. Valparaiso [2017].....2
Trey Vickers vs. Evansville [2017].....2
Andrew Stewart vs. Omaha [2021].....2
Andrew Stewart at South Florida [2022].....2

Individual Game [Pitching]

Strikeouts

1. Mike Drumright vs. Illinois State [1994].....17
2. Bryan Oelkers vs. Indiana State [1982].....15
3. Terry Hayes vs. Bethany [1979].....14
Terry Hayes vs. Colorado State [1981].....14
Bryan Oelkers vs. Kan. Newman [1982].....14
Troy Howerton vs. Friends [1984].....14
Darrin Paxton vs. Arkansas [1990].....14
Tyler Green vs. Creighton [1991].....14
Mike Pelfrey vs. Missouri [2004].....14
Jordan Cooper vs. Missouri State [2010].....14

Walks

1. Terry Hayes vs. Oklahoma City [1980].....13
2. Don Heinkel vs. Illinois [1979].....11
3. Rob Burgess vs. Phillips [1978].....10
Mitch Denson vs. Tulsa [1979].....10
Stan Brown vs. Hawaii-Hilo [1980].....10
Terry Hayes vs. Creighton [1981].....10
Terry Hayes vs. Colorado [1981].....10
Tyler Green vs. Oklahoma State [1990].....10

Runs

1. Rob Burgess vs. Phillips [1978].....14
Terry Hayes vs. Creighton [1981].....14
3. Larry Groves vs. Creighton [1978].....12
4. Terry Hayes vs. Oklahoma State [1978].....11
Chuck Linhardt vs. Kearney State [1979].....11
Frank Schulte vs. Miami [Fla.] [1984].....11
Ken Greenwood vs. Oral Roberts [1985].....11

Earned Runs

1. Rob Burgess vs. Phillips [1978].....14
2. Tyler Green vs. BYU [1990].....10
David Haas vs. Oklahoma State [1988].....10
Terry Hayes vs. Tulsa [1980].....10
Ken Greenwood vs. Oral Roberts [1985].....10

Hits

1. Ken Greenwood vs. Oral Roberts [1985].....14
Greg Brummett vs. Hawaii [1987].....14
Greg Brummett vs. SIU [1989].....14
4. Bryan Oelkers vs. UNLV [1980].....13
Terry Hayes vs. Loyola [1981].....13
Shane Durham vs. Creighton [1988].....13
Greg Brummett vs. Arizona State [1988].....13
Jordan Cooper vs. San Jose State [2010].....13

Hit Batters

1. Greg Brummett vs. Creighton [1988].....4
Jason Krafft vs. Friends [1995].....4
Steve Foral vs. Arkansas [1998].....4
David Sanders vs. Nebraska [2003].....4
Aaron Shafer vs. Creighton [2007].....4
Tommy Barnhouse vs. Valparaiso [2017].....4
Zach Lewis vs. Bradley [2017].....4
Robby Evans at Oral Roberts [2018].....4
Jace Kaminska at UCF [2021].....4

Home Runs Allowed

1. Tobin Mateychick vs. Illinois State [2010].....4
Rob Musgrave vs. TCU [2008].....4
Joe Krisik vs. UNLV [1980].....4
Rob Burgess vs. Phillips [1978].....4
5. Tim Kelley vs. Missouri State [2009].....3
Travis Banwart vs. Evansville [2005].....3
Mike Pelfrey vs. Long Beach St. [2003].....3
Terry Hayes vs. New Mexico State [1979].....3
Bruce Morrison vs. Indiana State [1978].....3
Stan Brown vs. Oklahoma State [1978].....3
*Drew Palmer vs. Evansville [2013].....3
Tommy Barnhouse vs. Oral Roberts [2017].....3
Zach Lewis vs. Indiana State [2017].....3
Robby Evans vs. Missouri State [2017].....3

Wild Pitches

1. Anthony Capra vs. Oklahoma St. [2008].....5
Chase Williams vs. TCU [2015].....5
3. Rob Musgrave vs. Northwestern St. [2005].....4
Jereme Foster vs. Iowa [2005].....4
5. Tim Kelley vs. Evansville [2010].....3
Tim Kelley vs. Illinois State [2009].....3
Tim Kelley vs. Hawaii [2011].....3
Noah Booth vs. Kansas State [2003].....3
Reuben Kerbs vs. Bradley [2003].....3
Adam Peterson vs. SEMO [2002].....3
Nate Robertson vs. Miami [1999].....3
Bryan Oelkers vs. Tulsa [1980].....3
Smoky McCarthy vs. Illinois [1979].....3
Cale Elam vs. Bradley [2013].....3
John Hayes vs. Southern Illinois [2015].....3
Chandler Sanburn vs. Missouri St. [2015].....3
Isaac Anderson vs. Evansville [2015].....3
Codi Heuer vs. UConn [2018].....3

Balks

1. Mike Pelfrey vs. Northern Iowa [2003].....3
2. Will Stevens vs. Iowa [2022].....2

Individual Game [Fielding]

Putouts

1. Casey Gillaspie vs. Kansas State [2012].....23
2. Danny Jackson vs. Evansville [2007].....22
3. Jason White vs. Kansas [1992].....21
4. Doug Mirabelli vs. Creighton [1991].....20
Pat Magness vs. Illinois State [2000].....20

Assists

1. *Dayne Parker vs. Kansas State [2012].....12
2. Arnie Beyeler vs. Nebraska [1986].....11
3. Joey Jackson vs. Ohio State [1993].....10
*Dayne Parker vs. Long Beach St. [2012].....10
Jordan Boyer vs. Central Ark. [2018].....10

Errors

1. Derek Schermerhorn vs. USC [2006].....4
2. Will Baez vs. Illinois State [2010].....3

Game Records

Conor Gillaspie vs. Missouri State [2008]	3
Conor Gillaspie vs. Northern Iowa [2008]	3
Tyler Grimes vs. UT Arlington [2011]	3
Rick Wrona vs. Oklahoma City [1985]	3
Jimmy Smith vs. Hawaii [1980]	3
Jim Thomas vs. Iowa State [1979]	3
Mike Davis vs. Oklahoma City [1979]	3
Jimmy Smith vs. Emporia State [1979]	3
Dave Howard vs. Texas Wesleyan [1978]	3
Kevin Ankenon vs. Kansas State [1978]	3
Trey Vickers vs. Tulane [2018]	3

Team Game (Hitting)

At Bats

1. Kansas State [2004]	67
2. Evansville [2017]	65
3. Oregon [2011]	64
4. *Kansas State [2012]	57
5. Oral Roberts [1984]	55

Runs

1. Kansas Wesleyan [1987]	35
2. Friends [1984]	34
3. Colorado State [1981]	33
4. Missouri-Rolla [1983]	32
5. Howard [2002]	31

Runs (Inning)

1. Friends [1984]	21
2. Benedictine [1997]	16
3. Kansas [1986]	15
Newman [Kan.] [1998]	15
5. New Mexico [1989]	14
Friends [2000]	14

Hits

1. Colorado State [1981]	30
2. Friends [1984]	29
3. Augustana [1980]	28
UNI [1989]	28
5. New Mexico State [1979]	27
New Mexico [1989]	27

Doubles

1. Augustana [1980]	12
Marymount [1989]	12
3. UNI [1989]	10
4. Texas Tech [1979]	9
Washburn [1991]	9
Friends [1996]	9
Sterling [1998]	9
Southern Illinois [2007]	9

Triples

1. NW Oklahoma State [1980]	5
Wayne State [1982]	5
Missouri-Rolla [1983]	5
Lewis-Clark State [1989]	5
5. Abilene Christian [1978]	4
Bethany [1980]	4
NE Missouri [1980]	4
New Mexico State [1980]	4
Oklahoma City [1981]	4
Missouri-Rolla [1983]	4
Missouri-Rolla [1983]	4
Wyoming [1984]	4
Kansas Wesleyan [1986]	4
Hardin-Simmons [1987]	4
Kansas Wesleyan [1987]	4
Friends [1995]	4

Home Runs

1. Emporia State [1991]	9
2. Texas Wesleyan [1981]	8
Missouri [1999]	8
4. New Mexico State [1981]	7
Missouri State [1995]	7
Creighton [1998]	7
Creighton [1998]	7

Total Bases

1. Emporia State [1991]	55
2. Colorado State [1981]	54
3. Fort Hays State [1988]	53
4. New Mexico State [1981]	51
New Mexico [1989]	51

RBI

1. Colorado State [1981]	33
Kansas Wesleyan [1987]	33
3. Missouri-Rolla [1983]	30
4. Friends [1984]	29
Howard [2002]	29

Stolen Bases

1. Baker [1995]	13
2. Marymount [1981]	11
Kansas Newman [1982]	11
Texas Tech [1989]	11
UNI [1989]	11
San Francisco [1995]	11
North Dakota State [2006]	11

Walks

1. Nebraska [1987]	20
Benedictine [1997]	20
3. South Dakota State [1981]	18
Miami [Ohio] [1999]	18
5. Hardin-Simmons [1987]	17
Washington [1999]	17
Hawaii-Hilo [2006]	17
Nebraska [2016]	17

Strikeouts

1. Oral Roberts [2009]	21
Evansville [2017]	21
3. Cal Poly [2017]	19
4. Long Beach State [2008]	18
Oklahoma [2017]	18

Hit By Pitch

1. Florida Gulf Coast [2010]	5
Northwestern State [2005]	5
Western Illinois [2015]	5
Kansas [2015]	5
Southern Illinois [2017]	5

Sacrifice Flies

1. Kearney State [1987]	5
2. New Orleans [2011]	4
Hawaii-Hilo [2003]	4
Friends [1997]	4
Tulane [2021]	4
5. Central Arkansas [2010]	3
Harvard [2008]	3
Creighton [2007]	3
Hawaii-Hilo [2005]	3
McNeese State [2005]	3
Northern Colorado [2005]	3
Howard [2002]	3
Centenary [2001]	3
Indiana State [2001]	3
Hawaii Pacific [1999]	3
Creighton [1999]	3
Washington [1996]	3
Indiana State [1995]	3
San Francisco [1995]	3
South Carolina [1990]	3
BYU [1989]	3
Northwest Missouri State [1983]	3
Hawaii [1983]	3
New Mexico State [1980]	3
TCU [2016]	3
South Dakota State [2018]	3

Sacrifice Hits

1. Arizona [2007]	4
Bradley [2001]	4
Bradley [2014]	4
4. Nicholls State [2006]	3
Indiana State [2006]	3
Northern Colorado [2006]	3
Hawaii-Hilo [2005]	3
NE Illinois [1993]	3
Hawaii [1987]	3
*Illinois State [2012]	3
*Illinois State [2012]	3
Southern Illinois [2015]	3
Evansville [2016]	3
Valparaiso [2017]	3
Evansville [2017]	3
Southern Illinois [2017]	3
South Florida [2022]	3

Left On Base

1. Evansville [2017]	18
2. Missouri State [2007]	17
Stephen F. Austin [1990]	17
Oklahoma City [1984]	17
Illinois State [2016]	17
Houston [2021]	17

Team Game (Pitching)

Innings Pitched

1. Oregon [2011]	17.0
Evansville [2017]	17.0
3. Kansas State [2004]	16.0
*Kansas [2012]	16.0
5. Kansas [1992]	15.0
*Kansas State [2012]	15.0
Cal State Fullerton [2002]	15.0

Runs

1. Oklahoma A&M [1955]	34
2. Tulsa [1956]	28
3. NW Oklahoma [1913]	25
4. Oklahoma A&M [1948]	24
Oklahoma A&M [1950]	24
Oklahoma A&M [1953]	24
UNLV [1988]	24

Earned Runs

1. BYU [1990]	23
2. Indiana State [1987]	22
3. UNLV [1988]	21
Indiana State [2001]	21
5. *Kansas State [2013]	20

Hits

1. UNLV [1988]	25
2. Indiana State [1987]	24
3. Arizona State [1988]	23
4. La.-Lafayette [2005]	22
5. Creighton [1981]	21
Texas Pan American [1983]	21
BYU [1990]	21

Strikeouts

1. Illinois State [1994]	21
2. Illinois-Chicago [1993]	20
Oral Roberts [1993]	20
4. Creighton [1991]	19
5. Friends [1984]	18
Illinois State [2008]	18

Walks

1. Lamar [1985]	23
2. Oregon [2011]	16
3. Oklahoma State [1985]	15
4. Hawaii-Hilo [1980]	14
Oklahoma State [1983]	14
Oklahoma State [1990]	14

Home Runs Allowed

1. UNLV [1980]	6
2. Illinois State [2010]	5
Central Arkansas [2008]	5
Lamar [1985]	5
Phillips [1978]	5
Oral Roberts [2017]	5

Wild Pitches

1. Louisiana Tech [2017]	6
2. Oklahoma State [2008]	5
TCU [2015]	5
Texas Tech [2017]	5
Missouri State [2017]	5

Balks

1. Northern Iowa [2003]	3
2. TCU [2009]	2
Indiana State [1999]	2
Bradley [1998]	2
Iowa [2022]	2

Team Game (Fielding)

Putouts

1. Oregon [2011]	51
Evansville [2017]	51
3. Kansas State [2004]	48
*Kansas [2012]	48

Year-By-Year Leaders

2002 Justin Maureau, Jr.	55	67	11.0
2003 Tommy Hottovy, Jr.	48 1/3	47	8.8
2004 Tommy Hottovy, Sr.	76	92	10.9
2005 Noah Booth, So.	80 1/3	87	9.8
2006 Kris Johnson, So.	53 2/3	45	7.5
2007 Kyle Touchatt, Sr.	48 2/3	58	10.7
2008 Anthony Capra, Jr.	76 1/3	90	10.6
2009 Tim Kelley, So.	94 1/3	102	9.7
2010 Jordan Cooper, So.	107 1/3	95	8.0
2011 Charlie Lowell, Jr.	103 1/3	124	10.8
2012 Foster Vielock, So.	47 2/3	48	9.1
2013 Albert Minnis, Jr.	59 1/3	64	9.7
2014 Aaron LaBrie, Sr.	48 2/3	43	8.0
2015 John Hayes, Jr.	51 2/3	55	9.6
2016 Zach Lewis, Jr.	74	66	8.0
2017 Cody Tyler, Jr.	49	39	7.2
2018 Codi Heuer, Jr.	79 1/3	82	9.3
2019 Preston Snavelly, Jr.	66 2/3	62	8.4
2021 Spencer Hynes, Jr.	48 1/3	52	9.7
2022 Jace Kaminska	78 2/3	86	9.8

Fewest Walks Per Nine Innings Pitched (Minimum of 45 Innings Pitched)

Year	Player	Innings	BB	Avg.
1978 Larry Groves, Fr.	83 1/3	45	4.86	
1979 Matt Yeager, Sr.	68 1/3	22	2.90	
1980 Rob Burgess, Jr.	66 1/3	33	4.50	
1981 Don Heinkel, Jr.	123 1/3	47	3.43	
1982 Don Heinkel, Sr.	165 2/3	53	2.88	
1983 Frank Schulte, Jr.	102 1/3	39	3.44	
1984 Greg LaFever, Jr.	86 1/3	32	3.34	
Jim Daniel, Jr.	67 1/3	25	3.34	
1985 Ken Greenwood, Sr.	120 2/3	35	2.61	
1986 Greg Brummett, Fr.	46 1/3	19	4.10	
1987 Greg Brummett, So.	119 1/3	39	2.95	
1988 David Haas, Sr.	158 1/3	41	2.33	
1989 Jeff Bluma, Jr.	49 1/3	11	2.02	
1990 Jeff Bluma, Sr.	55 1/3	12	1.95	
1991 Kennie Steenstra, So.	141 1/3	31	1.98	
1992 Kennie Steenstra, Jr.	111	20	1.62	
1993 Jaime Bluma, Jr.	64 2/3	9	1.25	
1994 Jaime Bluma, Sr.	47	13	2.50	
Braden Looper, Fr.	53	15	2.50	
1995 Brandon Baird, Jr.	101 2/3	27	2.38	
1996 Braden Looper, Sr.	56	15	2.41	
1997 Jason Krafft, Jr.	76	22	2.60	
1998 Ben Christensen, So.	68	17	2.25	
1999 Ben Christensen, Jr.	71 1/3	17	2.15	
2000 Brandon Sloan, Jr.	110 1/3	35	2.85	
2001 David Sanders, Fr.	69	14	1.83	
2002 Justin Maureau, Jr.	55	9	1.47	
2003 Mike Pelfrey, Fr.	104 2/3	15	1.30	
2004 Tommy Hottovy, Sr.	76	10	1.20	
2005 Mike Pelfrey, Jr.	139 2/3	30	1.90	
2006 Aaron Shafer, Fr.	99 1/3	22	2.00	
2007 Rob Musgrave, Jr.	111 1/3	17	1.37	
2008 Rob Musgrave, Sr.	111 1/3	22	1.78	
2009 Jordan Cooper, Fr.	97	20	1.86	
2010 Jordan Cooper, So.	107 1/3	20	1.68	
2011 TJ McGreevy, So.	50 2/3	16	2.84	
2012 A.J. Ladwig, Fr.	63	8	1.14	
2013 TJ McGreevy, Sr.	47 1/3	7	1.33	
2014 A.J. Ladwig, Jr.	105	17	1.46	
2015 Isaac Anderson, Jr.	77 2/3	25	2.90	
2016 Willie Schwanke, Jr.	53	15	2.55	
2017 Cody Tyler, Jr.	49	17	3.12	
2018 Tyler Davis, Fr.	51 2/3	12	2.09	
2019 Clayton McGinness, Sr.	74	25	3.04	
2021 Liam Eddy, Jr.	77 2/3	22	2.55	
2022 Caden Favors	51	12	2.12	

Hitting

Year	Player	Hits	AB	Avg.
1978 Bob Bomerito, So.	109	253	.431	
1979 Bruce Morrison, So.	61	132	.462	
1980 Mike Davis, Jr.	112	253	.443	
1981 Phil Stephenson, Jr.	119	266	.447	
1982 Phil Stephenson, Sr.	117	293	.399	
1983 Russ Morman, Jr.	112	255	.439	
1984 Tim Raley, Fr.	68	177	.384	
1985 Dan Iuenke, Sr.	96	245	.392	
1986 Tim Raley, Jr.	89	230	.387	
1987 Tim Raley, Sr.	115	279	.412	
1988 Dan Raley, Jr.	94	245	.384	
1989 Eric Wedge, Sr.	106	279	.380	
1990 Scot McCloughan, Fr.	71	209	.340	
1991 Chris Wimmer, So.	125	312	.401	
1992 Scot McCloughan, Jr.	81	210	.386	
1993 Casey Blake, Fr.	85	232	.366	
1994 Joey Jackson, Sr.	84	237	.354	
Carl Hall, Sr.	93	263	.354	
1995 Jason Adams, Sr.	106	266	.398	
1996 Travis Wyckoff, Sr.	94	235	.400	
1997 Pat Magness, Fr.	56	137	.409	
1998 Pat Magness, So.	75	224	.464	
1999 Kevin Hooper, Sr.	86	214	.402	
2000 Blake Blasi, Jr.	88	225	.391	
Koyie Hill, Jr.	102	261	.391	

2001 Brian Burgamy, So.	85	241	.353
2002 Brian Burgamy, Jr.	96	240	.400
2003 Phil Napolitan, So.	88	267	.330
2004 Brandon Green, Sr.	101	256	.395
2005 Derek Schermerhorn, So.	96	292	.329
2006 Damon Sublett, Jr.	65	165	.394
2007 Damon Sublett, Jr.	95	268	.354
2008 Conor Gillaspie, Jr.	98	234	.419
2009 Taylor Brown, So.	52	154	.338
2010 Cody Lassley, Sr.	74	202	.366
2011 Chris O'Brien, Jr.	100	244	.410
2012 Johnny Coy, Jr.	78	227	.344
2013 Garrett Bayliff, Jr.	91	240	.379
2014 Casey Gillaspie, Jr.	82	211	.389
2015 Sam Hilliard, Jr.	73	218	.335
2016 Greyson Jenista, Fr.	56	172	.326
2017 Greyson Jenista, So.	73	228	.320
2018 Luke Ritter, Jr.	76	223	.341
2019 Luke Ritter, Sr.	74	222	.333
2021 Corrigan Bartlett, Sr.	69	200	.345
2022 Brock Rodden, So.	73	216	.338

Hits

Year	Player	No.
1978 Bob Bomerito, So.	109	
1979 Joe Carter, Fr.	107	
1980 Joe Carter, So.	124	
1981 Phil Stephenson, Jr.	119	
1982 Jim Thomas, Sr.	124	
1983 Russ Morman, Jr.	112	
1984 Arnie Beveler, So.	70	
1985 Kevin Penner, Sr.	113	
1986 Tim Raley, Jr.	89	
1987 Tim Raley, Sr.	115	
1988 Mark Standiford, Sr.	95	
1989 P.J. Forbes, Jr.	117	
1990 P.J. Forbes, Sr.	77	
Chris Wimmer, Fr.	77	
1991 Chris Wimmer, So.	125	
1992 Chris Wimmer, Jr.	97	
1993 Joey Jackson, Jr.	105	
1994 Carl Hall, Sr.	93	
1995 Jason Adams, Sr.	106	
1996 Travis Wyckoff, Sr.	94	
1997 Jeff Ryan, So.	90	
1998 Jeff Ryan, Jr.	115	
1999 Blake Blasi, So.	106	
2000 Koyie Hill, Jr.	102	
2001 Brian Burgamy, So.	85	
2002 Brian Burgamy, Jr.	96	
2003 Phil Napolitan, So.	88	
2004 Brandon Green, Sr.	101	
2005 Derek Schermerhorn, So.	96	
2006 Matt Brown, So.	93	
2007 Conor Gillaspie, So.	96	
2008 Conor Gillaspie, Jr.	98	
2009 Clint McKeever, Jr.	72	
2010 Cody Lassley, Sr.	74	
2011 Chris O'Brien, Jr.	100	
2012 Johnny Coy, Jr.	78	
2013 Garrett Bayliff, Jr.	91	
2014 Casey Gillaspie, Jr.	82	
2015 Sam Hilliard, Jr.	73	
2016 Mikel Mucha, Sr.	60	
2017 Greyson Jenista, So.	73	
2018 Luke Ritter, Jr.	76	
Alec Bohm, Jr.	76	
2019 Luke Ritter, Sr.	74	
2021 Corrigan Bartlett, Sr.	69	
Jack Sigrist, Jr.	69	
2022 Brock Rodden, So.	73	

Runs

Year	Player	No.
1978 Matt Yeager, Jr.	68	
Mike Davis, Fr.	68	
1979 Mike Davis, So.	85	
1980 Phil Stephenson, So.	104	
1981 Phil Stephenson, Jr.	112	
1982 Loren Hibbs, So.	125	
1983 Jim Spring, Sr.	107	
1984 Victor Dunn, Sr.	62	
1985 Kevin Penner, Sr.	92	
1986 Arnie Beveler, Sr.	73	
1987 Tim Raley, Sr.	102	
1988 Mark Standiford, Sr.	81	
1989 Mike Lansing, Jr.	101	
1990 P.J. Forbes, Sr.	56	
1991 Chris Wimmer, So.	99	
1992 Chris Wimmer, Jr.	87	
1993 Carl Hall, Jr.	89	
1994 Carl Hall, Sr.	82	
1995 Casey Blake, Jr.	89	
1996 Travis Wyckoff, Sr.	90	
1997 Jeff Ryan, So.	85	
1998 Jeff Ryan, Jr.	109	
1999 Blake Blasi, So.	87	
2000 Blake Blasi, Jr.	66	
2001 Brian Burgamy, So.	50	

2002 Brian Burgamy, Jr.	68
2003 Drew Moffitt, Jr.	58
2004 Nick Blasi, Sr.	79
2005 Nick McCoola, Sr.	52
2006 Josh Workman, Fr.	70
2007 Damon Sublett, Jr.	57
2008 Andy Dirks, Sr.	84
2009 Ryan Jones, Jr.	46
2010 Preston Springer, Jr.	54
2011 Tyler Grimes, Jr.	67
2012 Johnny Coy, Jr.	43
2013 Casey Gillaspie, So.	49
2014 Casey Gillaspie, Jr.	50
2015 Ryan Tinkham, Jr.	53
2016 Gunnar Troutwine, So.	37
2017 Greyson Jenista, So.	45
2018 Alec Bohm, Jr.	57
2019 Luke Ritter, Sr.	47
2021 Jack Sigrist, Jr.	45
Paxton Wallace, Sr.	45
2022 Brock Rodden, So.	51

Doubles

Year	Player	No.
1978 Bob Bomerito, So.	29	
1979 Phil Stephenson, Fr.	21	
1980 Joe Carter, So.	34	
1981 Phil Stephenson, Jr.	23	
1982 Phil Stephenson, Sr.	30	
1983 Russ Morman, Jr.	19	
1984 Tim Raley, Fr.	24	
1985 Dan Iuenke, Sr.	27	
1986 Mark Standiford, So.	22	
1987 Jeff Bonacquista, So.	22	
1988 Mark Standiford, Sr.	26	
1989 Eric Wedge, Jr.	27	
1990 Mike Lansing, Sr.	16	
1991 Mike Jones, Sr.	21	
1992 Scot McCloughan, Jr.	23	
1993 Jason Adams, So.	18	
Carl Hall, Jr.	18	
1994 Carl Hall, Sr.	18	
1995 Jason Adams, Sr.	25	
1996 Travis Wyckoff, Sr.	29	
1997 Jeff Ryan, So.	25	
1998 Jeff Ryan, Jr.	33	
1999 Blake Blasi, So.	28	
2000 Pat Magness, Sr.	24	
2001 Brian Burgamy, So.	23	
2002 Drew Moffitt, So.	17	
Logan Sorensen, So.	17	
2003 Logan Sorensen, Jr.	23	
2004 Brandon Green, Sr.	27	
2005 Derek Schermerhorn, So.	21	
2006 Matt Brown, So.	23	
2007 Conor Gillaspie, So.	24	
2008 Andy Dirks, Sr.	22	
2009 Clint McKeever, Jr.	18	
2010 Preston Springer, Jr.	20	
2011 Chris O'Brien, Jr.	25	
2012 Johnny Coy, Jr.	17	
2013 Casey Gillaspie, So.	16	
2014 Casey Gillaspie, Jr.	15	
2015 Ryan Tinkham, Jr.	19	
2016 Alec Bohm, Fr.	13	
2017 Jordan Boyer, So.	15	
2018 Alec Bohm, Jr.	14	
Gunnar Troutwine, Sr.	14	
2019 Jordan Boyer, Sr.	16	
Luke Ritter, Sr.	16	
2021 Ross Cadena, Jr.	14	
Jack Sigrist, Jr.	14	
2022 Sawyre Thornhill, Jr.	15	

Triples

Year	Player	No.
1978 Bob Bomerito, So.	7	
1979 Joe Carter, Fr.	6	
Phil Stephenson, Fr.	6	
Dave Howard, So.	6	
Jimmy Smith, Fr.	6	
1980 Joe Carter, So.	13	
1981 Phil Stephenson, Jr.	8	
1982 Jim Thomas, Sr.	12	
1983 Jim Spring, Sr.	9	
Loren Hibbs, Jr.	9	
1984 Rick Wrona, So.	4	
1985 Tim Raley, So.	9	
1986 Kent Headley, Jr.	5	
1987 Tim Raley, Sr.	12	
1988 Jeff Bonacquista, Jr.	6	
1989 P.J. Forbes, Sr.	13	
1990 Jim Audley, Jr.	4	
1991 Jim Audley, Sr.	12	
1992 Todd Dreifort, Sr.	5	
1993 Carl Hall, Jr.	7	
1994 Carl Hall, Sr.	7	
1995 Jason Adams, Sr.	4	
1996 Randy Young, Sr.	7	

Year-By-Year Leaders

1997	Ben Fogarty, Jr.	3
	Kevin Hooper, So.	3
	Jeff Ryan, So.	3
1998	Jeff Ryan, Jr.	7
1999	Kevin Hooper, Sr.	7
2000	Blake Blasi, Jr.	4
	Joey Blue, Sr.	4
2001	Justin McCarty, Jr.	5
2002	Mark Johnson, So.	4
2003	Cody Clark, Jr.	6
2004	Nick Blasi, Sr.	6
2005	Damon Sublett, Fr.	4
2006	Matt Brown, So.	6
2007	Damon Sublett, Jr.	4
	Matt Brown, Jr.	4
	Conor Gillaspie, So.	4
2008	Conor Gillaspie, Jr.	8
2009	Tyler Grimes, Fr.	2
2010	Cody Lassley, Sr.	4
2011	Don Lambert, Jr.	5
2012	Johnny Coy, Jr.	3
2013	*Tyler Baker, So.	3
2014	Garrett Bayliff, Sr.	2
	Chase Simpson, Jr.	2
	Tyler Baker, Jr.	2
2015	Sam Hilliard, Jr.	4
2016	Jordan Boyer, Fr.	2
2017	Willie Schwanke, Sr.	3
	Travis Young, So.	3
2018	Paxton Wallace, Fr.	2
2019	Jordan Boyer, Sr.	3
	Jacob Katzfey, Jr.	3
2021	Couper Cornblum, Fr.	5
2022	Chuck Ingram, So.	4

Home Runs

Year	Player	No.
1978	Bruce Morrison, Fr.	15
1979	Joe Carter, Fr.	19
1980	Mike Davis, Jr.	22
1981	Joe Carter, Jr.	24
1982	Charlie O'Brien, Jr.	25
1983	Russ Morman, Jr.	23
1984	Rick Wrona, So.	7
1985	Mark Standiford, Fr.	16
1986	Mark Standiford, So.	11
	Tim Raley, Jr.	11
1987	Rick Olivas, Sr.	18
1988	Mark Standiford, Sr.	28
1989	Eric Wedge, Jr.	23
1990	Pat Meares, Jr.	12
1991	Doug Mirabelli, So.	13
	Jason White, Jr.	13
1992	Jason White, Sr.	15
1993	Darren Dreifort, Jr.	22
1994	Casey Blake, So.	5
	Adam McCollough, So.	5
	Richie Taylor, Jr.	5
1995	Jason Adams, Sr.	16
1996	Casey Blake, Sr.	22
1997	Matt Patrick, Jr.	13
	Jeff Ryan, So.	13
1998	Jeff Ryan, Jr.	23
1999	Brian Preston, Sr.	23
2000	Pat Magness, Sr.	18
2001	Justin McCarty, Jr.	12
2002	Drew Moffitt, So.	16
2003	Drew Moffitt, Jr.	18
2004	Drew Moffitt, Sr.	26
2005	Joe Muich, Sr.	9
2006	Damon Sublett, So.	10
2007	Tyler Weber, Jr.	11
2008	Conor Gillaspie, Jr.	11
	Andy Dirks, Sr.	11
2009	Ryan Jones, Jr.	7
2010	Cody Lassley, Sr.	11
	Preston Springer, Jr.	11
2011	Chris O'Brien, Jr.	10
	Preston Springer, Sr.	10
2012	Johnny Coy, Jr.	9
2013	Casey Gillaspie, So.	11
2014	Casey Gillaspie, Jr.	15
2015	Ryan Tinkham, Jr.	10
2016	Gunnar Troutwine, So.	7
2017	Alec Bohm, So.	11
2018	Alec Bohm, Jr.	16
2019	Luke Ritter, Sr.	9
	Paxton Wallace, So.	9
2021	Garrett Kocis, Jr.	12
2022	Brock Rodden, So.	17

RBI

Year	Player	No.
1978	Bob Bomerito, So.	86
1979	Joe Carter, Fr.	101
1980	Mike Davis, Jr.	98
1981	Joe Carter, Jr.	120
1982	Russ Morman, So.	130
1983	Russ Morman, Jr.	105

1984	Loren Hibbs, Sr.	55
1985	Dan Juenke, Sr.	84
1986	Tim Raley, Jr.	71
1987	Mike McDonald, So.	87
1988	Mark Standiford, Sr.	97
1989	Eric Wedge, Jr.	99
1990	Mike Lansing, Sr.	51
1991	Doug Mirabelli, So.	85
1992	Todd Dreifort, Sr.	82
1993	Toby Smith, Jr.	82
1994	Richie Taylor, Jr.	50
1995	Jason Adams, Sr.	82
1996	Casey Blake, Sr.	101
1997	Jeff Ryan, So.	77
1998	Jeff Ryan, Jr.	105
1999	Pat Magness, Jr.	94
2000	Pat Magness, Sr.	78
2001	Randy Walter, So.	48
2002	Drew Moffitt, So.	68
2003	Drew Moffitt, Jr.	77
2004	Logan Sorensen, Sr.	73
2005	Derek Schermerhorn, So.	60
2006	Conor Gillaspie, Fr.	67
2007	Conor Gillaspie, So.	63
2008	Conor Gillaspie, Jr.	82
2009	Clint McKeever, Jr.	43
2010	Preston Springer, Jr.	59
2011	Chris O'Brien, Jr.	70
2012	Johnny Coy, Jr.	63
2013	*Tyler Baker, So.	46
	Casey Gillaspie, So.	46
2014	Casey Gillaspie, Jr.	50
2015	Sam Hilliard, Jr.	51
2016	Gunnar Troutwine, So.	37
2017	Jordan Boyer, So.	42
2018	Alec Bohm, Jr.	55
2019	Luke Ritter, Sr.	40
2021	Paxton Wallace, Sr.	49
2022	Chuck Ingram, So.	53

Stolen Bases

Year	Player	No.
1978	Bruce Alexander, Fr.	18
1979	Phil Stephenson, Fr.	33
1980	Phil Stephenson, So.	42
1981	Jim Thomas, Jr.	52
1982	Phil Stephenson, Sr.	87
1983	Jim Spring, Sr.	42
1984	Victor Dunn, Jr.	32
1985	Arnie Beyeler, Jr.	37
1986	Kent Headley, Jr.	42
1987	Kent Headley, Sr.	76
1988	Mike Lansing, So.	51
1989	Mike Lansing, Jr.	43
1990	Mike Lansing, Sr.	31
1991	Billy Hall, Sr.	59
1992	Chris Wimmer, Jr.	52
1993	Carl Hall, Jr.	39
1994	Carl Hall, Sr.	42
1995	Randy Young, Jr.	64
1996	Randy Young, Sr.	68
1997	Kevin Hooper, So.	18
	Zach Sorensen, So.	18
1998	Jeff Ryan, Jr.	31
1999	Jeff Ryan, Sr.	33
2000	Brian Burgamy, Fr.	16
2001	Randy Walter, So.	24
2002	Dustin Hawkins, Sr.	33
2003	Phil Napolitan, So.	27
2004	Logan Sorensen, Sr.	29
2005	Derek Schermerhorn, So.	34
2006	Kenny Waddell, Sr.	38
2007	Derek Schermerhorn, Sr.	23
2008	Andy Dirks, Sr.	26
2009	Will Baez, Jr.	17
2010	Will Baez, Sr.	21
2011	Tyler Grimes, Jr.	27
2012	Don Lambert, Sr.	18
2013	*Erik Harbutz, Jr.	14
2014	Tanner Dearman, So.	20
2015	Daniel Kihle, Jr.	21
2016	Mike Mucha, Sr.	12
2017	Travis Young, So.	8
2018	Greyson Jenista, Jr.	12
2019	Jacob Katzfey, Jr.	13
2021	Jack Sigrist, So.	15
2022	Couper Cornblum, So.	12

NOTE: 2020 leaders are not listed due to season being suspended after 15 games because of COVID-19 pandemic.

Year-By-Year Statistics

Hitting

Year	Gm	Avg	AB	R	H	2B	3B	HR	TB	RBI	SB-SBA	BB	SO
1978	74	.351	2161	601	759	139	28	87	1215	545	91-102	322	297
1979	80	.384	2409	828	926	181	57	95	1506	714	189-206	415	274
1980	66	.378	2395	748	906	161	67	91	1474	667	179-194	373	220
1981	71	.377	2513	829	948	169	44	113	1545	755	240-269	437	232
1982	87	.344	2874	858	989	180	58	101	1588	738	333-383	555	273
1983	73	.334	2313	715	773	131	52	94	1290	624	229-277	543	289
1984	62	.305	1893	472	578	120	22	31	839	414	143-170	378	237
1985	88	.337	2718	765	917	199	33	92	1458	658	207-243	511	342
1986	63	.323	2084	568	674	134	29	57	n/a	489	145-174	389	310
1987	79	.316	2648	734	837	161	43	82	1330	622	210-258	505	437
1988	73	.308	2471	586	760	131	22	86	1193	517	186-212	428	384
1989	84	.323	2895	831	934	203	51	101	1542	732	209-241	549	438
1990	64	.298	2181	454	650	102	22	48	940	403	134-168	342	337
1991	79	.334	2735	708	914	167	34	80	1389	633	165-200	441	408
1992	67	.325	2438	651	792	121	31	57	1146	565	139-164	428	397
1993	75	.311	2650	611	824	133	30	64	1209	540	127-161	420	450
1994	62	.317	2239	482	709	111	27	39	911	418	132-151	278	365
1995	70	.331	2441	602	809	149	18	68	1198	531	216-262	336	362
1996	65	.332	2279	598	757	161	22	73	1181	541	187-226	352	340
1997	69	.335	2456	654	822	159	17	92	1291	594	93-116	370	367
1998	63	.369	2305	760	851	202	30	124	1485	687	134-164	417	372
1999	73	.328	2526	657	829	172	23	90	1317	549	132-162	430	488
2000	65	.312	2239	481	698	135	21	51	1028	431	100-134	336	390
2001	66	.303	2287	483	694	144	18	52	1030	425	110-137	258	424
2002	64	.317	2189	505	695	145	15	66	1068	458	139-172	341	390
2003	76	.300	2566	492	770	145	19	50	1103	448	112-147	257	409
2004	65	.324	2216	523	718	147	13	78	1125	482	130-165	329	387
2005	75	.289	2531	442	731	128	11	28	965	396	120-172	305	434
2006	68	.306	2357	447	722	103	20	34	967	404	138-168	286	378
2007	75	.299	2596	476	776	127	18	56	1107	425	133-164	286	478
2008	65	.314	2233	521	701	144	26	53	1056	479	105-127	295	426
2009	57	.275	1908	306	524	106	5	33	739	271	94-125	220	423
2010	60	.296	2066	441	611	134	17	64	971	403	97-120	255	428
2011	65	.280	2275	405	638	122	16	41	915	376	105-130	296	461
2012	60	.277	2077	329	576	108	11	31	799	303	79-113	230	407
2013	67	.292	2302	376	672	102	16	24	878	333	87-113	269	445
2014	59	.270	2003	294	541	101	11	38	778	271	63-80	237	396
2015	59	.274	1978	342	542	91	15	40	783	311	79-98	216	481
2016	58	.282	1980	344	558	105	10	40	803	303	44-59	254	441
2017	58	.267	1979	316	528	99	18	40	783	284	37-53	225	441
2018	57	.289	1937	375	559	101	8	57	847	347	63-81	266	414
2019	59	.268	2039	331	546	105	11	42	799	295	73-95	225	467
^2020	15	.264	484	92	128	28	9	8	198	83	27-33	72	110
2021	54	.276	1803	335	498	86	22	51	781	307	67-81	193	419
2022	57	.265	1954	329	518	95	10	67	834	301	36-57	232	514

^2020 season suspended after 15 games due to COVID-19 pandemic.

Year-By-Year Statistics

Pitching													
Year	ERA	W-L	SV	G	CG	SHO	IP	H	R-ER	BB	SO	WP	HB
1978	6.20	43-30	4	73	30	--	498.0	531	440-343	415	371	--	--
1979	3.26	65-15	6	80	34	--	568.1	505	340-206	296	443	--	--
1980	3.36	53-12	5	66	29	--	554.1	509	293-207	364	417	--	--
1981	3.89	56-15	11	71	25	--	578.2	536	344-250	336	435	40	19
1982	2.53	73-14	15	87	46	17	704.0	560	274-198	302	589	27	23
1983	3.89	55-18	6	73	26	11	576.2	514	330-249	350	431	46	26
1984	3.47	40-22	8	62	20	8	479.1	440	251-185	213	310	38	18
1985	4.91	68-20	17	88	34	10	677.2	639	432-370	403	406	47	25
1986	4.38	45-18	14	63	15	5	526.2	510	300-257	287	387	31	21
1987	4.60	59-20	11	79	16	7	662.0	671	401-338	319	525	42	47
1988	3.99	56-16	11	73	23	7	619.2	635	354-275	285	504	29	47
1989	3.30	68-16	24	84	17	10	711.0	628	320-261	329	632	46	41
1990	3.44	45-19	18	64	10	5	560.0	505	560-214	253	482	33	41
1991	2.93	66-13	12	79	19	9	673.0	576	277-219	261	538	32	46
1992	2.73	56-11	19	67	6	11	609.2	553	223-185	175	467	21	35
1993	3.68	58-17	22	75	4	3	671.2	595	340-275	254	590	40	58
1994	3.38	45-17	19	62	5	10	556.2	479	245-209	187	522	25	54
1995	3.82	53-17	21	70	8	8	603.1	572	309-256	235	486	41	52
1996	3.32	54-11	27	65	6	9	564.2	546	281-208	213	529	42	44
1997	4.01	51-18	17	69	4	5	595.0	588	340-265	221	528	44	48
1998	3.92	56-7	18	63	5	6	536.2	554	299-234	157	414	43	51
1999	3.59	59-14	29	73	6	5	624.0	594	297-249	204	599	47	47
2000	4.68	44-21	18	65	4	5	563.1	589	351-293	240	469	24	54
2001	4.18	42-24	17	66	5	9	566.2	590	341-263	182	506	32	66
2002	3.07	47-17	8	64	6	5	549.0	515	253-187	140	477	36	49
2003	3.66	49-27	21	76	7	7	642.0	608	308-261	219	533	45	73
2004	3.13	49-16	9	65	8	7	554.1	476	252-193	158	490	17	52
2005	3.16	51-24	25	75	8	13	663.1	627	279-233	237	607	49	69
2006	3.66	46-22	23	68	2	4	605.0	581	296-246	198	469	43	62
2007	2.68	53-22	21	75	2	9	669.0	565	249-199	179	670	41	62
2008	3.88	48-17	14	65	11	3	566.1	539	303-244	177	553	55	52
2009	4.26	30-27	11	57	6	5	505.0	511	286-239	186	508	45	66
2010	4.45	41-19	12	60	7	6	524.1	564	312-259	196	438	53	66
2011	3.26	39-26	12	65	7	10	588.2	545	277-213	238	488	45	47
2012	3.45	35-25	13	60	0	4	550.0	501	254-211	188	381	37	62
2013	3.55	39-28	16	67	3	6	598.0	593	278-236	189	461	49	60
2014	3.43	31-28	10	59	3	6	524.2	514	238-200	176	377	31	45
2015	5.10	26-33	7	59	1	1	508.0	540	337-288	274	461	74	51
2016	5.97	21-37	10	58	3	4	502.1	567	396-333	240	427	59	50
2017	4.75	28-30	11	58	1	7	511.1	501	319-270	218	481	73	75
2018	3.91	35-21	13	57	2	3	501.2	466	263-218	199	513	55	63
2019	5.39	28-31	12	59	1	2	523.0	533	354-313	307	453	71	51
^2020	2.91	13-2	5	15	0	1	133.0	106	51-43	52	160	6	8
2021	5.06	31-23	9	54	2	2	462.1	471	293-260	178	405	30	64
2022	5.97	21-36	6	57	0	4	497.2	535	368-330	231	475	41	63

^2020 season suspended after 15 games due to COVID-19 pandemic.

Fielding				
Year	PO	A	E	PCT
1978	1494	561	147	.933
1979	1705	755	132	.949
1980	1663	772	112	.956
1981	1736	788	100	.961
1982	2112	913	124	.961
1983	1730	759	118	.955
1984	1438	610	97	.955
1985	2033	895	114	.963
1986	1580	672	88	.962
1987	1986	827	100	.966
1988	1859	760	110	.960
1989	2133	919	113	.964
1990	1680	731	92	.963
1991	2020	948	106	.966
1992	1829	858	77	.972
1993	2015	905	98	.968
1994	1670	729	68	.972
1995	1810	879	100	.964
1996	1694	765	101	.961
1997	1785	742	116	.956
1998	1610	783	88	.965
1999	1872	804	86	.969

Year	PO	A	E	PCT
2000	1690	742	85	.966
2001	1700	770	121	.953
2002	1647	723	92	.963
2003	1926	839	75	.974
2004	1663	709	81	.967
2005	1990	795	82	.971
2006	1815	687	81	.969
2007	2007	773	73	.974
2008	1699	620	80	.967
2009	1515	597	79	.964
2010	1573	640	90	.961
2011	1766	718	97	.962
2012	1650	717	62	.974
2013	1794	749	61	.977
2014	1574	592	66	.970
2015	1524	583	69	.968
2016	1507	558	70	.967
2017	1534	542	56	.974
2018	1505	504	62	.970
2019	1569	525	76	.965
^2020	538	125	14	.974
2021	1387	498	44	.977
2022	1493	526	60	.971

Shocker Record By Date

FEBRUARY

Day	W-L-T
8	1-0
9	2-0
10	0-1
11	3-1
12	2-1
13	3-2
14	6-3
15	8-3
16	7-6
17	6-5
18	13-5
19	6-5
20	10-3
21	6-6
22	8-6
23	9-2
24	10-3
25	21-2
26	19-1
27	18-6
28	10-6
29	3-1
Total	171-68-0

MARCH

Day	W-L-T
1	14-9
2	16-6
3	18-6
4	12-9
5	16-4
6	22-6
7	18-10
8	21-5-1
9	13-7
10	19-8
11	17-10
12	19-12-1
13	24-10
14	19-11
15	27-8
16	20-14
17	25-9
18	22-9
19	15-12
20	23-6
21	22-7
22	23-10
23	20-9
24	21-11
25	18-10
26	23-5
27	29-7
28	21-7
29	24-7
30	27-8
31	22-8
Total	630-261-2

APRIL

Day	W-L-T
1	25-11
2	19-7
3	21-8
4	22-8
5	35-11
6	19-13
7	19-11
8	25-21
9	21-14
10	25-7
11	27-8
12	20-11
13	20-12
14	19-13
15	20-12
16	23-12
17	27-8
18	26-6
19	15-16
20	26-9
21	23-9
22	20-13
23	21-11
24	26-7
25	22-10
26	27-11
27	21-11
28	25-10
29	23-11
30	24-11
Total	686-323-0

MAY

Day	W-L-T
1	21-10
2	26-4
3	16-13
4	22-16
5	25-2
6	19-11
7	19-13
8	20-8
9	25-4
10	17-9
11	20-7
12	15-9
13	20-7-1
14	22-7
15	24-6
16	19-4
17	11-6
18	8-10
19	15-6
20	17-9
21	15-7
22	14-9-1
23	9-10
24	12-5

25	7-7
26	12-9
27	12-3
28	6-7
29	8-4
30	4-6
31	3-1
Total	483-229-2

JUNE

Day	W-L-T
1	3-4
2	3-0
3	5-2
4	4-2
5	5-2
6	2-1
7	4-3
8	1-1
9	1-1
10	1-3
11	1-0
12	0-2
Total	30-21-0

Attendance Records

Wichita State Attendance Records

Top-15 Shocker Total Attendance Bests

Season	Reg.-Season	Postseason	Total
1. 2007	132,143	46,658	178,801
2. 1992	117,728	47,337	165,065
3. 2008	140,922	13,997	154,919
4. 2005	125,678	19,921	145,599
5. 2009	121,392	16,812	138,204
6. 2006	119,894	11,295	131,189
7. 2010	111,659	15,850	127,509
8. 2002	84,392	32,519	116,911
9. 2000	88,816	22,294	111,110
10. 2011	110,723	-	110,723
11. 1994	85,746	23,051	108,797
12. 2003	86,363	21,807	108,170
13. 1991	66,337	41,125	107,462
14. 2004	106,195	-	106,195
15. 2012	99,433	-	99,433

Top-15 Shocker Average Attendance Bests

1. 4,257, 2007
2. 4,187, 2008
3. 3,897, 2002
4. 3,863, 2003
5. 3,839, 2009
6. 3,793, 2004
7. 3,748, 2006
8. 3,733, 2005
9. 3,643, 2010
10. 3,561, 2001
11. 3,460, 2011
12. 3,439, 1992
13. 3,268, 2000
14. 3,013, 2012
15. 2,924, 2014

Top-15 All-Time Largest Crowds

1. 8,153 vs. UC Irvine, June 9, 2007
2. 8,153 vs. UC Irvine, June 10, 2007
3. 8,103 vs. Oklahoma State, May 25, 1992
4. 7,851 vs. Arizona, June 4, 2007
5. 7,829 vs. Oklahoma State, May 24, 1992
6. 7,526 vs. Oral Roberts, May 28, 1999
7. 7,509 vs. Houston, April 10, 2021*
8. 7,412 vs. Arizona State, May 23, 1992
9. 7,386 vs. George Washington, May 22, 1992
10. 7,220 vs. California, May 27, 1991
11. 7,217 vs. Kansas State, April 20, 2010
12. 7,212 vs. Creighton, May 18, 1991#
13. 7,084 vs. New Orleans, June 1, 2007
14. 6,943 vs. Kansas, April 22, 2008
15. 6,904 vs. Kansas State, April 29, 2008

*Riverfront Stadium

#Lawrence-Dumont Stadium

Shocker Attendance Ranked by the NCAA (since 1999)

Year	Dates	Total	NCAA Rank	NCAA Avg.	NCAA Rank	Record
1999	35	88,293	13	2,523	12	36-6
2000	34	111,110	10	3,268	8	29-11
2001	27	96,158	10	3,561	6	23-10
2002	30	116,911	10	3,897	7	30-9
2003	28	108,170	11	3,863	7	25-9
2004	28	106,195	14	3,793	8	29-4
2005	39	145,599	9	3,733	12	29-11
2006	35	131,189	12	3,748	13	28-7
2007	42	178,801	6	4,257	10	30-13
2008	37	154,919	9	4,187	12	33-6
2009	36	138,204	10	3,839	11	25-15
2010	35	127,509	11	3,643	10	28-7
2011	32	110,723	17	3,460	16	23-9
2012	33	99,433	20	3,013	20	24-11
2013	32	86,366	22	2,698	23	20-14
2014	27	78,972	24	2,924	20	19-10
2015	32	90,907	22	2,840	23	20-14
2016	32	71,714	30	2,241	32	17-17
2017	27	65,806	34	2,437	30	22-7
2018	30	62,498	34	2,083	36	23-8-1
2019	27	45,168	43	1,673	39	16-11
2020	10	15,260	39	1,526	38	10-0
2021	28	49,197	16	1,757	14	20-8
2022	27	44,982	46	1,666	47	11-16

Yearly Attendance (since 1985)

Season	Reg.-Season	Postseason	Total	Average
2022	44,982	-	44,982	1,666
2021	49,197	-	49,197	1,757
2020	15,260	-	15,260	1,526
2019	45,168	-	45,168	1,673
2018	62,498	-	62,498	2,083
2017	65,806	-	65,806	2,437
2016	71,714	-	71,714	2,241
2015	86,303	4,604	90,907	2,840
2014	78,972	-	78,972	2,924
2013	86,366	-	86,366	2,698
2012	99,433	-	99,433	3,013
2011	110,723	-	110,723	3,460
2010	111,659	15,850	127,509	3,643
2009	121,392	16,812	138,204	3,839
2008	140,922	13,997	154,919	4,187
2007	132,143	46,658	178,801	4,257
2006	119,894	11,295	131,189	3,748
2005	125,678	19,921	145,599	3,733
2004	106,195	-	106,195	3,793
2003	86,363	21,807	108,170	3,863
2002	84,392	32,519	116,911	3,897
2001	88,807	7,351	96,158	3,561
2000	88,816	22,294	111,110	3,268
1999	54,073	34,220	88,293	2,523
1998	42,347	17,346	59,693	1,658
1997	60,850	14,266	75,116	1,788
1996	63,818	32,156	95,974	2,594
1995	73,659	16,042	89,701	2,492
1994	85,746	23,051	108,797	2,654
1993	64,446	9,403	73,849	1,641
1992	117,728	47,337	165,065	3,439
1991	66,337	41,125	107,462	2,559
1990	50,010	19,688	69,698	1,834
1989	34,629	4,774	39,403	916
1988	24,905	5,747	30,652	828
1987	15,248	4,458	19,706	458
1986	13,681	-	13,681	380

Home Records

	McAdams Park	Lawrence-Dumont Stadium	Riverfront Stadium	Shocker Field	Eck Stadium	Eck Stadium-Home of Tyler Field	Total
1978	20-8	1-2	--	6-0	--	--	27-10
1979	--	3-3	--	48-4	--	--	51-7
1980	--	0-3	--	43-3	--	--	43-6
1981	--	1-1	--	39-4	--	--	40-5
1982	--	1-2	--	43-2	--	--	44-4
1983	--	1-3	--	34-4	--	--	35-7
1984	--	0-3	--	24-2	--	--	24-5
1985	--	23-0	--	--	20-5	--	43-5
1986	--	--	--	--	26-10	--	26-10
1987	--	--	--	--	37-6	--	37-6
1988	--	8-1	--	--	--	25-2-1	33-3-1
1989	--	--	--	--	--	33-10	33-10
1990	--	--	--	--	--	27-11	27-11
1991	--	1-0	--	--	--	39-2	40-2
1992	--	--	--	--	--	43-5	43-5
1993	--	--	--	--	--	36-9	36-9
1994	--	1-0	--	--	--	31-9	32-9
1995	--	--	--	--	--	31-5	31-5
1996	--	--	--	--	--	31-6	31-6
1997	--	--	--	--	--	36-6	36-6
1998	--	--	--	--	--	34-2	34-2
1999	--	--	--	--	--	36-6	36-6
2000	--	9-3	--	--	--	20-8	29-11
2001	--	--	--	--	--	23-10	23-10
2002	--	--	--	--	--	30-9	30-9
2003	--	--	--	--	--	25-9	25-9
2004	--	--	--	--	--	29-4	29-4
2005	--	--	--	--	--	29-11	29-11
2006	--	--	--	--	--	28-7	28-7
2007	--	--	--	--	--	30-13	30-13
2008	--	--	--	--	--	33-6	33-6
2009	--	--	--	--	--	25-15	25-15
2010	--	--	--	--	--	28-7	28-7
2011	--	--	--	--	--	23-9	23-9
2012	--	--	--	--	--	4-11	4-11
2013	--	--	--	--	--	0-14	0-14
2014	--	--	--	--	--	19-10	19-10
2015	--	--	--	--	--	20-14	20-14
2016	--	--	--	--	--	17-17	17-17
2017	--	--	--	--	--	22-7	22-7
2018	--	--	--	--	--	23-8-1	23-8-1
2019	--	--	--	--	--	16-11	16-11
2020	--	--	--	--	--	10-0	10-0
2021	--	--	1-0	--	--	20-8	21-8
2022	--	--	0-1	--	--	11-15	11-16
Totals	20-8	49-21	1-1	237-19	83-21	867-288-2	1,266-376-2

NCAA Tournament Records

Team – Single Game

Largest Winning Margin	
11 vs. Oklahoma State [13-2]	1982 College World Series
11 vs. Oral Roberts [12-1]	1985 Midwest Regional
11 vs. Pepperdine [12-1]	1989 West II Regional
Largest Losing Margin	
18 vs. Arizona State [1-19]	1988 College World Series
Most At-Bats	
45 vs. Georgia Southern [13 innings]	1990 Midwest Regional
45 vs. Oral Roberts [9 innings]	1999 Wichita Regional
Most Runs Scored	
18 vs. Texas Christian	2006 Norman Regional
Most Hits	
20 vs. Texas Christian	2006 Norman Regional
Fewest Hits	
2 vs. Oral Roberts	2002 Wichita Regional
*2 vs. Arkansas	2013 Manhattan Regional
Most Doubles	
6 vs. New Orleans	1982 South Regional
6 vs. Oklahoma State	1988 Midwest Regional
*6 vs. Kansas State	2013 Manhattan Regional
Most Triples	
2 vs. Miami [Fla]	1982 College World Series
Most Home Runs	
5 vs. Oral Roberts	1985 Midwest Regional
5 vs. North Carolina State	1997 South II Regional
Most Runs Batted In	
17 vs. Texas Christian	2006 Norman Regional
Most Stolen Bases	
5 vs. Oklahoma State	1985 Midwest Regional
5 vs. California	1991 Midwest Regional
5 vs. Long Beach State	1991 College World Series
5 vs. Georgia Tech	1994 Midwest II Regional
5 vs. Oklahoma State	1999 Wichita Regional
5 vs. Arkansas	2004 Fayetteville Regional
Most Walks Drawn	
13 vs. Loyola Marymount	1988 Midwest Regional
Fewest Strikeouts (hitters)	
1 vs. Mississippi State	1981 Atlantic Regional
1 vs. George Washington	1992 Midwest Regional
1 vs. Mississippi	2003 Houston Regional
Most Strikeouts (hitters)	
16 vs. Louisiana State	1993 College World Series
Fewest Hits Allowed	
2 vs. Clemson	1981 Atlantic Regional
2 vs. New Orleans	1982 South Regional
2 vs. Arizona	2007 Wichita Regional
Most Hits Allowed	
23 vs. Arizona State	1988 College World Series
Fewest Walks Allowed	
0 vs. Miami [Fla]	1982 College World Series
0 vs. Arkansas	1989 College World Series
0 vs. East Carolina	1991 Midwest Regional
0 vs. South Carolina	1993 Atlantic Regional
0 vs. Lamar	1995 Midwest Regional
0 vs. Oklahoma	2002 Wichita Regional
0 vs. UC-Irvine	2007 Wichita Super Regional
0 vs. TCU	2008 Stillwater Regional
Most Walks Allowed	
11 vs. Minnesota	2000 Minneapolis Regional
Most Strikeouts	
19 vs. Creighton [12 innings]	1991 College World Series
Most Chances Without Error	
59 vs. East Tennessee State [13 inn.]	1981 Atlantic Regional
Most Errors Committed	
6 vs. Oral Roberts	2002 Wichita Regional
6 vs. Arkansas	2004 Fayetteville Regional
Most Assists	
20 vs. East Tennessee State [13 inn.]	1981 Atlantic Regional
20 vs. Arizona State [9 innings]	1998 Midwest Regional
Most Double Plays	
5 vs. Arizona State	1992 Midwest Regional
Most Innings Played	
13 vs. East Tennessee State	1981 Atlantic Regional
13 vs. Georgia Southern	1990 Midwest Regional

Individual – Single Game

Most At-Bats	
6 by many – Derek Schermerhorn [3 times]	
Most Runs Scored	
4 Pat Meares vs. Florida State	1989 College World Series
Most Hits	
5 Derek Schermerhorn vs. TCU	2006 Norman Regional
Most Doubles	
2 19 times – twice by Mike McDonald and Derek Schermerhorn	
Most Triples	
1 17 times – twice by Mike Jones and Casey Blake	
Most Home Runs	
2 Dan Juenke vs. Oral Roberts	1985 Midwest Regional
2 Mark Grogan vs. Oral Roberts	1985 Midwest Regional
2 Mark Standiford vs. Oklahoma St.	1988 Midwest Regional
2 Darren Dreifort vs. Ohio State	1993 Atlantic Regional
2 Jeff Ryan vs. North Carolina State	1997 South II Regional
2 Brandon Hall vs. Texas Christian	2006 Norman Regional
2 Conor Gillaspie vs. Oklahoma	2006 Norman Regional
Most Runs Batted In	
7 Darren Dreifort vs. Ohio State	1993 Atlantic Regional
Most Stolen Bases	
3 Arnie Beyeler vs. Oral Roberts	1985 Midwest Regional
3 Billy Hall vs. Baylor	1991 Midwest Regional
3 Chris Wimmer vs. California	1991 Midwest Regional
3 Billy Hall vs. Louisiana State	1991 College World Series
Most Walks	
4 Mark Standiford vs. Oklahoma St.	1988 Midwest Regional
Most Strikeouts	
4 Billy Hall vs. Long Beach State	1991 College World Series
4 Brian Spear vs. Houston	2006 Norman Regional
Most Innings Pitched	
10 Tyler Green vs. Georgia Southern	1990 Midwest Regional
Most Innings In Relief	
7 Frank Schulte vs. East Tenn. St.	1981 Atlantic Regional
Fewest Hits-Complete Game	
2 Don Heinkel vs. Clemson	1981 Atlantic Regional
2 Bryan Oelkers vs. New Orleans	1982 South Regional
Fewest Walks-Complete Game	
0 Kennie Steenstra vs. East Carolina	1991 Midwest Regional
0 Rob Musgrave vs. TCU	2008 Stillwater Regional
Most Strikeouts	
14 Tyler Green vs. Creighton	1991 College World Series
14 Mike Pelfrey vs. Missouri	2004 Fayetteville Regional

Individual Single Game Fielding Records

Pitcher	
Putouts	
4 Greg Brummett vs. Arkansas in 1989 College World Series	
Assists	
5 Kennie Steenstra vs. Oklahoma in 1992 College World Series	
Total Chances	
6 Kennie Steenstra vs. Oklahoma [1 PO-5 Asst] in 1992 College World Series	
Catcher	
Putouts	
20 Doug Mirabelli vs. Creighton in 1991 College World Series	
Assists	
3 Dustin Bozarth vs. Butler in 2000 Minneapolis Regional	
3 Joe Muich vs. Arkansas in 2004 Fayetteville Regional	
3 Brandon Hall vs. Oklahoma in 2006 Norman Regional	
Total Chances	
20 Doug Mirabelli vs. Creighton [20 PO] in 1991 College World Series	
First Base	
Putouts	
15 Bryant Winslow vs. Florida State in 1989 College World Series	
Assists	
3 Bryant Winslow vs. Arkansas in 1989 College World Series	
3 Pat Magness vs. UCLA in 1999 Wichita Regional	
Total Chances	
16 Phil Stephenson vs. East Tennessee [14 PO-2 Asst] in 1981 Atlantic Regional	
16 Mike McDonald vs. UC-Santa Barbara [14 PO-2 Asst] in 1987 West I Regional	
16 Bryant Winslow vs. Florida State [15 PO-1 Asst] in 1989 College World Series	
Second Base	
Putouts	
6 Damon Sublett vs. Winthrop in 2005 Knoxville Regional	
Assists	
10 Joey Jackson vs. Ohio State in 1993 Atlantic Regional	

NCAA Tournament Records

Total Chances

12 Joey Jackson vs. Ohio State [2 PO-10 Asst] in 1993 Atlantic Regional

Third Base

Putouts

4 Pat Meares vs. UCLA in 1990 Midwest Regional

Assists

9 Mike Jones vs. East Carolina in 1991 Midwest Regional

Total Chances

10 Mike Jones vs. East Carolina [1 PO-9 Asst] in 1991 Midwest Regional

Shortstop

Putouts

5 Mike Blankenberger vs. Oral Roberts in 1987 West I Regional

5 Pat Meares vs. Pepperdine in 1989 West II Regional

5 Chris Wimmer vs. Oklahoma in 1992 College World Series

Assists

8 Chris Wimmer vs. California in 1991 Midwest Regional

Total Chances

12 Chris Wimmer vs. California [4 PO-8 Asst] in 1991 Midwest Regional

Outfield

Putouts

9 Blake Hurlbutt vs. Houston in 2006 Norman Regional

Assists

2 Mark Grogan vs. Miami in 1982 College World Series

Total Chances

9 Blake Hurlbutt vs. Houston [9 PO] in 2006 Norman Regional

Team – Tournament

Most At-Bats

205 in 1989 West II Regional [6 games]

Most Runs Scored

48 in 1985 Midwest Regional [5 games]

Most Runs Per Game

10.5 in 1991 Midwest Regional [42 in 4 games]

Most Hits

63 in 1985 Midwest Regional [5 games]

Most Doubles

13 in 2006 Norman Regional [4 games]

13 in 2007 Wichita Regional [5 games]

Most Triples

2 in 1981 Atlantic Regional [3 games]

2 in 1982 College World Series [5 games]

2 in 1989 West II Regional [6 games]

2 in 1991 Midwest Regional [4 games]

2 in 1993 Atlantic Regional [5 games]

Most Home Runs

15 in 1985 Midwest Regional [5 games]

Most Runs Batted In

45 in 1985 Midwest Regional [5 games]

45 in 1988 Midwest Regional [5 games]

Highest Batting Average

.352 in 2006 Norman Regional [51-for-145 in 4 games]

Most Walks Drawn

37 in 1985 Midwest Regional [5 games]

Most Strikeouts [hitters]

39 in 1989 College World Series [6 games]

Most Stolen Bases

15 in 1991 Midwest Regional [4 games]

Most Innings Pitched

54 in 1989 College World Series [6 games]

Most Complete Games

3 in 1982 College World Series [5 games]

Most Shutouts

2 in 1982 South Regional [3 games]

2 in 1992 Midwest Regional [4 games]

Fewest Hits Per 9 Innings

3.7 in 1982 South Regional [11 in 27 innings]

Fewest Walks Per 9 Innings

1.3 in 1995 Midwest Regional [4 in 27 innings]

Most Strikeouts Per 9 Innings

11.2 in 2007 Wichita Regional [56 in 45 innings]

Most Wins

5 in 1989 West II Regional

5 in 1989 College World Series

Most Saves

3 in 1989 West II Regional [6 games]

3 in 1989 College World Series [6 games]

Lowest Earned Run Average

0.33 in 1982 South Regional [1 earned run in 27 innings]

Most Putouts

162 in 1989 College World Series [6 games]

Most Assists

88 in 1989 College World Series [6 games]

Most Double Plays

11 in 1991 College World Series [4 games]

Most Total Chances

264 in 1989 College World Series [6 games]

Most Errors Committed

14 in 1989 College World Series [6 games]

Highest Fielding Percentage

1.000 in 1997 South Regional [0 errors in 73 total chances]

Individual – Tournament

Most At-Bats

27 P.J. Forbes in 1989 West II Regional [6 games]

Most Runs Scored

9 Gregg Schiffelbein in 1985 Midwest Regional [5 games]

9 Chris Wimmer in 1991 Midwest Regional [4 games]

Most Hits

11 Conor Gillaspie in 2006 Norman Regional [4 games]

Most Doubles

5 Derek Schermerhorn in 2006 Norman Regional [4 games]

Most Triples

2 Casey Blake in 1993 Atlantic Regional [5 games]

Most Home Runs

4 Mark Standiford in 1988 Midwest Regional [5 games]

4 Darren Dreifort in 1993 Atlantic Regional [5 games]

Most Runs Batted In

12 Russ Morman in 1982 College World Series [5 games]

Highest Batting Average [minimum 9 at-bats]

.611 Conor Gillaspie in 2006 Norman Regional [11-for-18]

Most Stolen Bases

6 Billy Hall in 1991 Midwest Regional [4 games]

Most Walks

8 Phil Stephenson in 1982 College World Series [5 games]

8 Mark Standiford in 1988 Midwest Regional [5 games]

8 Jim Audley in 1989 College World Series [6 games]

Most Strikeouts [hitter]

8 Darren Dreifort in 1993 Atlantic Regional [5 games]

8 Brian Schoenhofer in 1999 Wichita Regional [4 games]

Most Pitching Appearances

5 Jim Newlin in 1989 College World Series [6 games]

Most Games Started

3 Greg Brummett in 1989 College World Series [6 games]

Most Games Started-Regional

2 Rich McIntyre in 1985 Midwest Regional

2 David Haas in 1988 Midwest Regional

2 Pat Cedeno in 1989 West II Regional

2 Mike Brandley in 1993 Atlantic Regional

2 Travis Banwart in 2007 Wichita Regional

Most Complete Games

2 Bryan Oelkers in 1982 College World Series

Most Innings Pitched

23 2/3 Greg Brummett in 1989 College World Series

Most Innings-Regional

16 1/3 David Haas in 1988 Midwest Regional

Most Strikeouts

17 Tyler Green in 1991 College World Series [12 innings]

Most Walks Allowed

11 Bryan Oelkers in 1982 College World Series [18 innings]

11 Pat Cedeno in 1988 Midwest Regional [9 innings]

Most Wins

3 Greg Brummett in 1989 College World Series

Most Losses

2 Don Heinkel in 1982 College World Series

Most Saves

3 Jim Newlin in 1989 College World Series

Best Earned Run Average [more than 9 innings]

0.90 Tyler Green in 1990 Midwest Regional [1 earned run in 10 innings]

More Than One Tournament – Same Season

Team

Most Games Played

12 in 1989 West II Regional/College World Series

Most At-Bats

400 in 1989 West II Regional/College World Series [12 games]

Most Runs Scored

76 in 1989 West II Regional/College World Series [12 games]

Most Runs Per Game

8.4 in 1991 Midwest Regional/College World Series [64 in 8 games]

Most Hits

106 in 1989 West II Regional/College World Series [12 games]

NCAA Tournament Records

Most Doubles

21 in 1989 West II Regional/College World Series [12 games]

Most Triples

3 in 1989 West II Regional/College World Series [12 games]

3 in 1991 Midwest Regional/College World Series [8 games]

Most Home Runs

12 in 1989 West II Regional/College World Series [12 games]

Most Runs Batted In

67 in 1989 West II Regional/College World Series [12 games]

Highest Batting Average

.305 in 2007 Wichita Regional/Wichita Super Regional [74-for-243]

Most Walks Drawn

57 in 1989 West II Regional/College World Series [12 games]

Most Stolen Bases

27 in 1991 Midwest Regional/College World Series [8 games]

Most Innings Pitched

107 in 1989 West II Regional/College World Series [12 games]

Most Complete Games

5 in 1982 South Regional/College World Series [8 games]

Most Shutouts

3 in 1982 South Regional/College World Series [8 games]

Fewest Hits Per 9 Innings

6.9 in 1982 South Regional/College World Series [55 in 72 innings]

Fewest Walks Per 9 Innings

2.2 in 1993 Atlantic Regional/College World Series [20 in 82 innings]

Most Strikeouts Per 9 Innings

9.8 in 2007 Wichita Regional/Wichita Super Regional [68 in 62 1/3]

Most Wins

10 in 1989 West II Regional/College World Series [12 games]

Most Saves

6 in 1989 West II Regional/College World Series [12 games]

Best Earned Run Average

2.25 in 1982 South Regional/CWS [18 earned runs in 72 innings]

Individual

Most Games Played

12 Jim Audley, Todd Dreifort, P.J. Forbes, Mike Jones, Mike McDonald, Pat Meares, Eric Wedge, and Bryant Winslow in 1989 West II/CWS

Most At-Bats

51 P.J. Forbes in 1989 West II Regional/College World Series [12 games]

Most Runs Scored

13 Chris Wimmer in 1991 Midwest Regional/College World Series [9 games]

Most Hits

15 Mark Standiford in 1988 Midwest Regional/College World Series [9 gms]

15 Pat Meares in 1989 West II Regional/College World Series [12 games]

Most Doubles

5 Russ Morman in 1982 South Regional/College World Series [8 games]

Most Triples

2 Casey Blake in 1993 Atlantic Regional/College World Series [9 games]

Most Home Runs

6 Mark Standiford in 1988 Midwest Regional/College World Series [9 gms]

6 Darren Dreifort in 1993 Atlantic Regional/College World Series [9 games]

Most Runs Batted In

15 Eric Wedge in 1989 West II Regional/College World Series [12 games]

Highest Batting Average

.484 Mark Standiford in 1988 Midwest Regional/CWS [15-for-31]

Most Walks Drawn

13 Eric Wedge in 1989 West II Regional/College World Series [12 games]

Most Stolen Bases

11 Billy Hall in 1991 Midwest Regional/College World Series [8 games]

Most Pitching Appearances

8 Jim Newlin in 1989 West II Regional/College World Series

Most Games Started

4 David Haas in 1988 Midwest Regional/College World Series

4 Greg Brummett in 1989 West II Regional/College World Series

4 Pat Cedeno in 1989 West II Regional/College World Series

4 Mike Brandley in 1993 Atlantic Regional/College World Series

Most Complete Games

3 Bryan Oelkers in 1982 South Regional/College World Series

Most Shutouts

2 Bryan Oelkers in 1982 South Regional and College World Series

Most Innings Pitched

33 2/3 David Haas in 1988 Midwest Regional/College World Series

Most Strikeouts

28 David Haas in 1988 Midwest Regional/College World Series [33 2/3 inn]

Most Wins

4 Greg Brummett in 1989 West II Regional/College World Series

Most Saves

5 Jim Newlin in 1989 West II Regional/College World Series

Lowest Earned Run Average [more than 9 innings]

0.00 Jaime Bluma in 1993 Atlantic Regional/CWS [0 earned runs in 9 1/3]

Miscellaneous Streaks and Accomplishments

Most Consecutive Scoreless Innings

18 1/3 Jaime Bluma, 1991-93

18 Bryan Oelkers, 1982

13 2/3 Erik Sonberg, 1982

13 2/3 Pat Cedeno, 1989

13 1/3 Steve Foral, 1996-97

Hitting In Consecutive Games

12 Mike Lansing, 1988, '90

11 Eric Wedge, 1989

11 Chris Wimmer, 1990-91

10 Todd Dreifort, 1991-92

9 Jim Thomas, 1981-82

Home Run In Consecutive Games

3 Russ Morman, 1982

3 Rick Wrona, 1985

3 Eric Wedge, 1989

Shutouts

3-0 vs. Jackson State in 1982 South Regional [Don Heinkel 3-hitter]

7-0 vs. New Orleans in 1982 South Regional [Bryan Oelkers 2-hitter]

7-0 vs. Cal State-Fullerton in 1982 College World Series [Bryan Oelkers 5-hitter]

4-0 vs. Portland State in 1989 West II Regional [Pat Cedeno 6-hitter]

9-0 vs. George Washington in 1992 Midwest Regional [Charlie Giadrone 6 hits in 7 innings, Steve Smith no hits in 1 inning, Jaime Bluma 1 hit in 1 innings for combined 7-hitter]

5-0 vs. Oklahoma State in 1992 Midwest Regional [Kennie Steenstra 4-hitter]

4-0 vs. Indiana in 1996 Midwest Regional [Steve Foral 5 hits in 7 1/3

innings, Braden Looper no hits in 1 2/3 innings for combined 5-hitter]

3-0 vs. Missouri in 2004 Fayetteville Regional [Mike Pelfrey 4 hits in 8

2/3 innings, Tommy Hottovy no hits in 1/3 of an inning for combined 4-hitter]

3-0 vs. Arizona in 2007 Wichita Regional [Travis Banwart 2 hits in 7

2/3 innings, Noah Krol no hits in 1/3 innings for combined 2-hitter]

Grand Slams

Todd Dreifort vs. California in 1991 Midwest Regional

Darren Dreifort vs. Ohio State in 1992 Atlantic Regional

Clint McKeever vs. Oklahoma State in 2008 Stillwater Regional

WSU NCAA Career Leaders

Games Played

32 Jim Audley, 1988-91

29 Todd Dreifort, 1989-92

26 Tommy Tilma, 1990-93

25 P.J. Forbes, 1987-90

24 Mike McDonald, 1987-89

24 Eric Wedge, 1987-89

24 Pat Meares, 1988-90

At-Bats

125 Jim Audley, 1988-91

103 P.J. Forbes, 1987-90

101 Todd Dreifort, 1989-92

91 Mike McDonald, 1987-89

91 Pat Meares, 1988-90

Runs Scored

27 Jim Audley, 1988-91

22 Eric Wedge, 1987-89

18 Mark Standiford, 1985-88

18 Todd Dreifort, 1989-92

17 Chris Wimmer, 1990-92

Hits

35 Jim Audley, 1988-91

31 Todd Dreifort, 1989-92

27 Conor Gillaspie, 2006-08

26 Mark Standiford, 1985-88

26 Derek Schermerhorn, 2004-07

Doubles

10 Derek Schermerhorn, 2004-07

8 Phil Stephenson, 1980-82

7 Mike McDonald, 1987-89

6 Mark Standiford, 1985-88

NCAA Tournament Records

- 6 Eric Wedge, 1987-89
- 6 Scot McCloughan, 1990-92

Triples

- 2 Mike Jones, 1988-91
- 2 Casey Blake, 1993-96
- 1 13 tied

Home Runs

- 9 Mark Standiford, 1985-88
- 7 Darren Dreifort, 1991-93
- 4 Russ Morman, 1982-83
- 4 Eric Wedge, 1987-89
- 4 Jeff Ryan, 1996-98
- 4 Zach Sorensen, 1996-98
- 4 Pat Magness, 1997-00

Runs Batted In

- 25 Mark Standiford, 1985-88
- 24 Jim Audley, 1988-91
- 20 Todd Dreifort, 1989-92
- 20 Casey Blake, 1993-96
- 19 Mike McDonald, 1987-89
- 19 Eric Wedge, 1987-89
- 19 Conor Gillaspie, 2006-08

Walks

- 28 Eric Wedge, 1987-89
- 18 Jim Audley, 1988-91
- 18 Doug Mirabelli, 1990-92
- 17 Todd Dreifort, 1989-92
- 16 Dan Raley, 1985-88

Stolen Bases

- 11 Billy Hall, 1990-91
- 10 Jim Audley, 1988-91
- 10 Randy Young, 1994-96
- 9 Chris Wimmer, 1990-92
- 9 Josh Workman, 2006-08

Batting Average (minimum 20 at-bats)

- .429 Brian Burgamy [12-for-28], 2000, '02
- .429 Blake Hurlbutt [12-for-28], 2005-07
- .426 Mark Standiford [26-for-61], 1985-88
- .417 Pat Magness [20-for-48], 1997-00
- .400 Derek Schermerhorn [26-for-65], 2004-07
- .400 Tim Hayes [10-for-25], 1998-99
- .395 Blake Blasi [15-for-38], 1999-00
- .370 Conor Gillaspie [27-for-73], 2006-08
- .370 Andy Dirks [20-for-54], 2007-08
- .360 Phil Stephenson [18-for-50], 1980-82
- .358 Koyie Hill [19-for-53], 1998-00
- .353 Billy Hall [12-for-34], 1990-91
- .350 Arnie Beyeler [7-for-20], 1985
- .348 Dustin Hawkins [8-for-23], 1999-00, '02
- .342 Jeff Ryan [13-for-38], 1996-98
- .333 Kevin Hooper [21-for-63], 1996-99
- .333 Zach Sorensen [15-for-45], 1996-98
- .333 Brian Preston [10-for-30], 1996-99
- .333 Josh Workman [18-for-54], 2006-08
- .326 Loren Hibbs [15-for-46], 1982-83
- .326 Russ Morman [15-for-46], 1982-83
- .320 Casey Blake [24-for-75], 1993-96
- .320 Shawn Smarsh [8-for-25], 2002-04
- .320 Tyler Weber [16-for-50], 2005-08

Pitching Appearances

- 15 Jim Newlin, 1987-89
- 11 Jaime Bluma, 1991-94
- 11 Darren Dreifort, 1991-93
- 10 Pat Cedeno, 1987-89
- 9 Jeff Bluma, 1987-90

Games Started

- 8 Greg Brummett, 1987-89
- 6 David Haas, 1985-88
- 6 Kennie Steenstra, 1990-92
- 5 Don Heinkel, 1980-82
- 5 Pat Cedeno, 1987-90
- 5 Charlie Giaudrone, 1989-92
- 5 Tyler Green, 1989-91
- 5 Steve Foral, 1995-98
- 5 Rob Musgrave, 2005-08
- 5 Aaron Shafer, 2006-08

Complete Games

- 3 Don Heinkel, 1980-82
- 3 Bryan Oelkers, 1980-82
- 3 Kennie Steenstra, 1990-92
- 2 Greg Brummett, 1987-89
- 2 David Haas, 1985-88

Innings Pitched

- 61 Greg Brummett, 1987-89
- 49 1/3 David Haas, 1985-88
- 42 2/3 Kennie Steenstra, 1990-92
- 42 Pat Cedeno, 1987-89
- 39 1/3 Don Heinkel, 1980-82

Shutouts

- 2 Bryan Oelkers, 1980-82
- 1 Don Heinkel, 1980-82
- 1 Pat Cedeno, 1987-89
- 1 Kennie Steenstra, 1990-92

Wins

- 6 Greg Brummett, 1987-89
- 5 Darren Dreifort, 1991-93
- 4 Pat Cedeno, 1987-89
- 4 Kennie Steenstra, 1990-92
- 3 Bryan Oelkers, 1980-82
- 3 David Haas, 1985-88
- 3 Jaime Bluma, 1991-94
- 3 Mike Brandley, 1992-96
- 3 Travis Banwart, 2005-07
- 3 Rob Musgrave, 2005-08
- 3 Aaron Shafer, 2006-08

Losses

- 3 Don Heinkel, 1980-82
- 2 several tied

Saves

- 6 Jim Newlin, 1987-89
- 3 Noah Booth, 2003, '05-07
- 2 Jaime Bluma, 1991-94
- 2 Marc Bluma, 1996-99
- 1 Greg LaFever, 1982-85
- 1 David Haas, 1985-88
- 1 Pat Cedeno, 1987-89
- 1 Morgan LeClair, 1989-91
- 1 Darren Dreifort, 1991-93
- 1 Greg Bauer, 1997-00
- 1 Justin Maureau, 2000, '02
- 1 Mike Dennison, 2000-03
- 1 Tommy Hottovy, 2001-04
- 1 Noah Krol, 2006-07
- 1 Anthony Capra, 2006-08

Strikeouts

- 44 Greg Brummett, 1987-99
- 44 Tyler Green, 1989-91
- 38 Darren Dreifort, 1991-93
- 33 Pat Cedeno, 1987-89
- 33 Steve Foral, 1995-98

Earned Run Average (more than nine innings)

- 0.48 Jaime Bluma [1 earned run in 18 2/3], 1991-94
- 1.32 Marc Bluma [2 earned runs in 13 2/3], 1996-99
- 1.33 Bryan Oelkers [4 earned runs in 27 innings], 1980-82
- 1.49 Steve Foral [6 earned runs in 36 1/3], 1995-98
- 1.52 Mike Pelfrey [4 earned runs in 23 2/3], 2003-05
- 2.17 Brandon Baird [7 earned runs in 29 innings], 1993-96
- 2.51 Greg Brummett [17 earned runs in 61 innings], 1987-89
- 2.53 Kennie Steenstra [12 earned runs in 42 2/3], 1990-92
- 2.65 Noah Booth [5 earned runs in 17 innings], 2003, '05-07
- 2.75 Don Heinkel [12 earned runs in 39 1/3], 1980-82
- 3.09 Jeff Bluma [4 earned runs in 11 2/3], 1987-90
- 3.12 Tyler Green [12 earned runs in 34 2/3], 1989-91
- 3.18 Erik Sonberg [10 earned runs in 28 1/3], 1981-83
- 3.18 Shane Durham [4 earned runs in 11 1/3], 1985-88
- 3.31 Darren Dreifort [13 earned runs in 35 1/3], 1991-93
- 3.37 Tim Kelley [4 earned runs in 10 2/3], 2008-09
- 3.38 Frank Schulte [5 earned runs in 13 1/3], 1981-83
- 3.65 Tommy Hottovy [5 earned runs in 12 1/3], 2001-04
- 3.69 Aaron Shafer [13 earned runs in 31 2/3 innings], 2006-08
- 3.86 Stan Brown [4 earned runs in 9 1/3], 1980-82
- 3.90 Mike Brandley [12 earned runs in 27 2/3], 1992-96

College World Series Records

Team - Game

Largest Winning Margin

11 vs. Oklahoma State [13-2] in 1982

Largest Losing Margin

18 vs. Arizona State [1-19] in 1988

Most At Bats

42 vs. Cal State-Fullerton in 1982

42 vs. Arizona State in 1993 [11 innings]

Most Runs Scored

13 vs. Oklahoma State in 1982

Most Hits

15 vs. Florida State in 1989

Most Doubles

4 vs. Florida State in 1989

Most Triples

2 vs. Miami in 1982

Most Home Runs

2 vs. Arkansas in 1989

2 vs. Florida State in 1989

2 vs. Louisiana State in 1996

Most Runs Batted In

12 vs. Oklahoma State in 1982

Most Stolen Bases

5 vs. Long Beach State in 1991

Most Walks Drawn

11 vs. Oklahoma State in 1993

Most Strikeouts (hitters)

16 vs. Louisiana State in 1993

Most Innings Pitched

12 vs. Creighton in 1991

Fewest Hits Allowed

5 vs. Cal State-Fullerton in 1982

5 vs. Arkansas in 1989

Most Hits Allowed

23 vs. Arizona State in 1988

Fewest Runs Allowed

0 vs. Cal State Fullerton in 1982

Fewest Walks Allowed

0 vs. Miami in 1982

0 vs. Arkansas in 1989

Most Walks Allowed

9 vs. Long Beach State in 1991

Most Strikeouts

19 vs. Creighton in 1991 [12 innings - 14 in first nine innings]

Most Putouts

36 vs. Creighton in 1991 [12 innings]

Most Assists

19 vs. Creighton in 1991

Most Total Chances

49 vs. Creighton in 1991 [12 innings]

Most Chances Without Error

43 vs. Arizona State in 1988

Most Double Plays

4 vs. Creighton in 1991

Most At-Bats

6 Russ Morman vs. Oklahoma State in 1982

6 Charlie O'Brien vs. Oklahoma State in 1982

6 Jim Thomas vs. Texas in 1982

6 Adam McCollough vs. Louisiana State in 1996

Most Runs Scored

4 Pat Meares vs. Florida State in 1989

Most Hits

4 Tim Gaskell vs. Cal State-Fullerton in 1982

4 Loren Hibbs vs. Oklahoma State in 1982

4 Mike Jones vs. Creighton in 1991

4 Casey Blake vs. Louisiana State in 1996

Most Doubles

2 Phil Stephenson vs. Miami in 1982

2 Mike McDonald vs. Florida State in 1989

2 Pat Meares vs. Arkansas in 1989

2 Mike Jones vs. Long Beach State in 1991

Most Triples

1 Loren Hibbs vs. Miami in 1982

1 Dave Lucas vs. Miami in 1982

1 Mike Jones vs. Arkansas in 1989

1 Jim Audley vs. Creighton in 1991

Most Home Runs

1 18 times including Russ Morman three times in 1982, Mark Standiford twice in 1988, Pat Meares twice in 1989, and Darren Dreifort twice in 1993

Most Runs Batted In

6 Russ Morman vs. Oklahoma State in 1982

Most Stolen Bases

3 Billy Hall vs. Louisiana State in 1991

Most Walks Drawn

3 Kevin Penner vs. Oklahoma State in 1982

3 Eric Wedge vs. Arizona State in 1988

3 Carl Hall vs. Oklahoma State in 1993

3 Richie Taylor vs. Oklahoma State in 1993

3 Travis Wyckoff vs. Louisiana State in 1996

Most Times Struck Out

4 Billy Hall vs. Long Beach State in 1991

Most Innings Pitched

9 Bryan Oelkers vs. Cal State-Fullerton and Texas in 1982

9 Erik Sonberg vs. Oklahoma State in 1982

9 Greg Brummett vs. Arizona State in 1988

9 Greg Brummett vs. Texas in 1989

9 Tyler Green vs. Creighton in 1991

9 Kennie Steenstra vs. Creighton in 1991

Most Innings Pitched in Relief

5 Brandon Baird vs. Louisiana State in 1993

Fewest Runs Allowed-9 innings

0 Bryan Oelkers vs. Cal State-Fullerton [complete game] in 1982

Fewest Earned Runs-9 innings

0 Bryan Oelkers vs. Cal State-Fullerton [complete game] in 1982

0 Tyler Green vs. Creighton in 1991

Fewest Hits Allowed-9 innings

5 Bryan Oelkers vs. Cal State-Fullerton [complete game] in 1982

Fewest Walks Allowed-9 innings

2 Kennie Steenstra vs. Creighton [complete game] in 1991

2 Tyler Green vs. Creighton in 1991

Most Strikeouts

14 Tyler Green vs. Creighton in 1991

Team-Tournament

Most Games Played

6 in 1989

Most At-Bats

195 in 1989 [6 games]

Most Runs Scored

37 in 1989 [6 games]

Most Runs Per Game

6.8 in 1982 [34 in 5 games]

Most Hits

53 in 1982 [5 games]

Most Doubles

10 in 1989 [6 games]

Most Triples

2 in 1982 [5 games]

Most Home Runs

6 in 1989 [6 games]

Most Runs Batted In

33 in 1982 [5 games]

Highest Batting Average

.286 in 1982 [53-for-185]

Most Stolen Bases

12 in 1991 [4 games]

Most Walks Drawn

32 in 1982 [5 games]

Most Times Struck Out

39 in 1989 [6 games]

Most Innings Pitched

54 in 1989 [6 games]

Most Complete Games

3 in 1982 [5 games]

Most Shutouts

1 in 1982 [5 games]

Fewest Hits Per 9 Innings

7.6 in 1991 [33 in 39 innings]

Fewest Walks Per 9 Innings

2.65 in 1992 [6 in 17 innings]

Most Strikeouts Per 9 Innings

8.1 in 1991 [35 in 39 innings]

Most Wins

5 in 1989 [6 games]

Most Saves

3 in 1989 [6 games]

Lowest Earned Run Average

3.00 in 1991 [13 earned runs in 39 innings]

Most Putouts

162 in 1989 [6 games]

College World Series Records

Most Assists

88 in 1989 [6 games]

Most Total Chances

264 in 1989 [6 games]

Most Double Plays

11 in 1991 [4 games]

Most Errors Committed

14 in 1989 [6 games]

Highest Fielding Percentage

.981 in 1993 [3 errors in 160 total chances]

Individual – Tournament

Most Games Played

6 Jim Audley, Todd Dreifort, P.J. Forbes, Mike Jones, Mike McDonald, Pat Meares, Eric Wedge, Bryant Winslow in 1989

Most At-Bats

26 Mike McDonald [6 games] in 1989

Most Runs Scored

8 Pat Meares [6 games] in 1989

Most Hits

10 Loren Hibbs [5 games] in 1982

Most Doubles

3 Pat Meares [6 games] in 1989

Most Triples

1 Loren Hibbs [5 games] in 1982

1 Dave Lucas [5 games] in 1982

1 Mike Jones [6 games] in 1989

1 Jim Audley [4 games] in 1991

Most Home Runs

3 Russ Morman [5 games] in 1982

Most Runs Batted In

12 Russ Morman [5 games] in 1982

Highest Batting Average [min. 9 at bats]

.563 Mark Standiford [9-for-16] in 1988

Most Stolen Bases

5 Billy Hall [4 games] in 1991

Most Walks Drawn

9 Phil Stephenson [5 games] in 1982

Most Times Struck Out

7 Bryant Winslow [6 games] in 1989

7 Toby Smith [4 games] in 1993

Most Pitching Appearances

5 Jim Newlin in 1989

Most Games Started

3 Greg Brummett in 1989

Most Complete Games

2 Bryan Oelkers in 1982

Most Shutouts

1 Bryan Oelkers in 1982

Most Innings Pitched

23 2/3 Greg Brummett in 1989

Most Strikeouts

17 Tyler Green [13 innings] in 1991

Most Walks Allowed

11 Bryan Oelkers [18 innings] in 1982

Most Wins

3 Greg Brummett in 1989

Most Losses

2 Don Heinkel in 1982

Most Saves

3 Jim Newlin in 1989

Lowest Earned Run Average

1.52 Greg Brummett [4 earned runs in 23 2/3] in 1989

WSU College World Series Career Leaders

Most Games Played

14 Jim Audley, 1988-89, '91

12 Todd Dreifort, 1989, '91-92

11 Mike Jones, 1988-89, '91

10 P.J. Forbes, 1988-89

10 Mike McDonald, 1988-89

10 Pat Meares, 1988-89

10 Eric Wedge, 1988-89

10 Tommy Tilma, 1991-93

7 Joey Wilson, 1988-89

7 Bryant Winslow, 1988-89

Most At Bats

50 Jim Audley, 1988-89, '91

47 Todd Dreifort, 1989, '91-92

42 Mike McDonald, 1988-89

41 Mike Jones, 1988-89, '91

38 P.J. Forbes, 1988-89

36 Pat Meares, 1988-89

33 Tommy Tilma, 1991-93

30 Eric Wedge, 1988-89

25 Chris Wimmer, 1991-92

24 Charlie O'Brien, 1982

24 Jim Thomas, 1982

Most Runs Scored

13 Jim Audley, 1988-89, '91

8 Pat Meares, 1988-89

7 Eric Wedge, 1988-89

6 Jim Thomas, 1982

6 P.J. Forbes, 1988-89

6 Mike Jones, 1988-89, '91

5 Loren Hibbs, 1982

5 Russ Morman, 1982

5 Chris Wimmer, 1991-92

5 Darren Dreifort, 1991-93

5 Casey Blake, 1993, '96

Most Hits

15 Jim Audley, 1988-89, '91

15 Todd Dreifort, 1989, '91-92

12 Mike Jones, 1988-89, '91

12 Pat Meares, 1988-89

11 Mike McDonald, 1988-89

10 Loren Hibbs, 1982

9 Russ Morman, 1982

9 Mark Standiford, 1988

9 Eric Wedge, 1988-89

8 four tied

Most Doubles

4 Mike McDonald, 1988-89

3 Pat Meares, 1988-89

3 Mike Jones, 1988-89, '91

2 Loren Hibbs, 1982

2 Russ Morman, 1982

2 Phil Stephenson, 1982

2 Jim Thomas, 1982

2 Eric Wedge, 1988-89

2 Todd Dreifort, 1989, '91-92

2 Chris Wimmer, 1991-92

2 Adam McCollough, 1996

Most Triples

1 Loren Hibbs, 1982

1 Dave Lucas, 1982

1 Jim Audley, 1988-89, '91

1 Mike Jones, 1988-89, '91

Most Home Runs

3 Russ Morman, 1982

2 Mark Standiford, 1988

2 Pat Meares, 1988-89

2 Darren Dreifort, 1991-93

1 Jim Audley, 1988-89, '91

1 Mike Jones, 1988-89, '91

1 Mike McDonald, 1988-89

1 Eric Wedge, 1988-89

1 Mike Wentworth, 1988-89

1 Doug Mirabelli, 1991-92

1 Tommy Tilma, 1991-93

1 Casey Blake, 1993, '96

1 Zach Sorensen, 1996

Most Runs Batted In

12 Russ Morman, 1982

11 Casey Blake, 1993, '96

10 Jim Audley, 1988-89, '91

10 Eric Wedge, 1988-89

6 Dave Lucas, 1982

6 Mike Jones, 1988-89, '91

6 Pat Meares, 1988-89

6 Todd Dreifort, 1989, '91-92

5 Phil Stephenson, 1982

5 Mark Standiford, 1988

5 Doug Mirabelli, 1991-92

College World Series Records

Most Stolen Bases

5 Billy Hall, 1991
4 Loren Hibbs, 1982
4 Jim Audley, 1988-89, '91
4 Chris Wimmer, 1991-92
3 Jim Thomas, 1982

Most Walks

12 Eric Wedge, 1988-89
9 Phil Stephenson, 1982
9 Jim Audley, 1988-89, '91
6 Doug Mirabelli, 1991-92
6 Richie Taylor, 1992-93
6 Casey Blake, 1993, '96

Highest Batting Average [minimum 9 at-bats]

.563 Mark Standiford [9-for-16], 1988
.455 Loren Hibbs [10-for-22], 1982
.444 Tim Gaskell [8-for-18], 1982
.409 Russ Morman [9-for-22], 1982
.381 Casey Blake [8-for-21], 1993, '96
.375 Jason Adams [6-for-16], 1993
.333 Pat Meares [12-for-36], 1988-89
.333 Jim Thomas [8-for-24], 1982
.320 Chris Wimmer [8-for-25], 1991-92
.319 Todd Dreifort [15-for-47], 1989, '91-92
.300 Jim Audley [15-for-50], 1988-89, '91
.300 Eric Wedge [9-for-30], 1988-89
.300 Mike Wentworth [3-for-10], 1988-89

Most Pitching Appearances

7 Jim Newlin, 1988-89
6 Jaime Bluma, 1991-93
6 Darren Dreifort, 1991-93
5 Greg Brummett, 1988-89
4 Pat Cedeno, 1988-89
4 Travis Wyckoff, 1993, '96
3 Kennie Steenstra, 1991-92
3 Mike Brandley, 1992-93
2 seven tied

Most Games Started

5 Greg Brummett, 1988-89
3 Kennie Steenstra, 1991-92
2 Don Heinkel, 1982
2 Bryan Oelkers, 1982
2 David Haas, 1988
2 Pat Cedeno, 1988-89
2 Charlie Giaudrone, 1989, 91-92
2 Tyler Green, 1989, '91
2 Mike Brandley, 1992-93
2 Travis Wyckoff, 1993, '96

Most Complete Games

2 Bryan Oelkers, 1982
2 Greg Brummett, 1988-89
1 Erik Sonberg, 1982
1 Kennie Steenstra, 1991-92

Most Shutouts

1 Bryan Oelkers, 1982

Most Innings Pitched

37 2/3 Greg Brummett, 1988-89
18 2/3 Kennie Steenstra, 1991-92
18 Bryan Oelkers, 1982
17 1/3 David Haas, 1988
17 Darren Dreifort, 1991-93
16 Pat Cedeno, 1988-89
15 2/3 Mike Brandley, 1992-93
13 1/3 Don Heinkel, 1982
12 Tyler Green, 1989, '91
10 1/3 Jaime Bluma, 1991-93

Most Strikeouts

24 Greg Brummett, 1988-89
17 Tyler Green, 1989, '91
14 David Haas, 1988
14 Darren Dreifort, 1991-93
13 Bryan Oelkers, 1982
13 Erik Sonberg, 1982
11 Don Heinkel, 1982
10 Pat Cedeno, 1988-89
10 Kennie Steenstra, 1991-92
10 Mike Brandley, 1992-93

Most Wins

4 Greg Brummett, 1988-89
2 Bryan Oelkers, 1982
2 Kennie Steenstra, 1991-92
2 Jaime Bluma, 1991-93
1 Erik Sonberg, 1982
1 David Haas, 1988
1 Jeff Bluma, 1988-89
1 Pat Cedeno, 1988-89
1 Darren Dreifort, 1991-93
1 Mike Brandley, 1992-93

Most Saves

4 Jim Newlin, 1988-89
1 Jaime Bluma, 1991-93

Lowest Earned Run Average [more than 9 innings]

0.00 Jaime Bluma [0 earned runs in 10 1/3], 1991-93
1.86 Erik Sonberg [2 earned runs in 9 2/3], 1982
2.00 Bryan Oelkers [4 earned runs in 18 innings], 1982
2.30 Mike Brandley [4 earned runs in 15 2/3], 1992-93
2.39 Greg Brummett [10 earned runs in 37 2/3], 1988-89
3.00 Tyler Green [4 earned runs in 12 innings], 1989, '91
3.60 Jim Newlin [4 earned runs in 10 innings], 1988-89
3.63 David Haas [7 earned runs in 17 1/3], 1988
3.86 Kennie Steenstra [8 earned runs in 18 2/3], 1991-92

[no one else with more than nine innings under 6.75]

Conference Tournament Records

1978-2017: Missouri Valley Conference
2018-present: American Athletic Conference

Individual

BATTING

GAMES PLAYED

Career: 18, Derek Schermerhorn, 2004-07; Brandon Green, 2001-04; Mike McDonald, 1986-89

AVERAGE

Season [min. 12 at-bats]:

.692 [9-for-13], Conor Gillaspie, 2008
.600 [9-for-15], Kevin Hooper, 1999
.588 [10-for-17], Darren Dreifort, 1993
.588 [10-for-17], Brian Preston, 1999
.588 [10-for-17], Jeff Bonacquista, 1986

Season [min. 10 at-bats]:

.692 [9-for-13], Conor Gillaspie, 2008
.600 [9-for-15], Kevin Hooper, 1999
.588 [10-for-17], Darren Dreifort, 1993
.588 [10-for-17], Brian Preston, 1999
.588 [10-for-17], Jeff Bonacquista, 1986

Career [min. 25 at-bats]:

.500 [21-for-42], Bob Bomerito, 1978-80
.472 [17-for-36], Blake Blasi, 1998-00
.440 [22-for-50], Brian Preston, 1996-99
.438 [14-for-32], Keith Jones, 1978-81
.438 [14-for-32], Jason White, 1991-92

AT-BATS

Game: 7, Arnie Beyeler vs. Indiana State, May 16, 1986

Season: 30, Nick Blasi, 2003

Career: 73, Brandon Green, 2001-04

HITS

Game: 5, Brandon Green vs. Southern Illinois, May 23, 2002;

Mike Lansing vs. Creighton, May 21, 1988

Season: 13, Tim Raley, 1987

Career: 28, Tim Raley, 1984-87

RUNS

Game: 5, Travis Wyckoff vs. UNI, May 15, 1996

Season: 11, Travis Wyckoff, 1996

Career: 25, Kevin Hooper, 1996-99

DOUBLES

Game: 3, Toby Smith vs. Indiana State, May 22, 1993

Season: 4, five times

Career: 9, Jeff Ryan, 1996-99

TRIPLES

Game: 1, 41 times

Season: 2, Jim Thomas, 1982; Kevin Penner, 1982

Career: 2, Tommy Tilma, 1990-93; Jim Audley, 1988-91;

Kevin Penner, 1981-83, 85; Jim Thomas, 1980-82;

Bob Bomerito, 1978-80

HOME RUNS

Game: 3, Drew Moffitt vs. Missouri State, May 28, 2004

Season: 5, Darren Dreifort, 1993

Career: 7, Drew Moffitt, 2001-04; Charlie O'Brien, 1980-82

RUNS BATTED IN

Game: 10, Drew Moffitt vs. Missouri State, May 28, 2004

Season: 16, Drew Moffitt, 2004

Career: 29, Drew Moffitt, 2001-04

STOLEN BASES

Game: 3, Kent Headley vs. Indiana State, May 16, 1987

Season: 7, Kent Headley, 1987

Career: 11, Randy Young, 1994-96; Kent Headley, 1984-87

BASE ON BALLS

Game: 4, Pat Magness vs. Illinois State, May 14, 1998; Jeff Ryan vs. Missouri State, May 15, 1998; Phil Stephenson vs. Creighton, May 15, 1980

Season: 10, Pat Magness, 1998

Career: 19, Kevin Hooper, 1996-99

STRIKEOUTS

Game: 4, six times

Season: 8, Phil Napolitan, 2004; Logan Sorensen, 2002; Don Lambert, 2011; Kevin Hall, 2011

Career: 19, Johnny Coy, 2010-13

PITCHING

EARNED RUN AVERAGE

Career [min. 10 IP]:

0.00, David Sanders, 2001-03 [13.0 IP]

0.00, TJ McGreevy, 2010-13 [12.0 IP]

0.47, Jereme Foster, 2003-06 [19.1 IP]

0.67, Kennie Steenstra, 1990-92 [27.0 IP]

1.64, Tyler Green, 1989-91 [11.0 IP]

1.65, Darren Dreifort, 1991-93 [16.1 IP]

Career [min. 20 IP]:

0.67, Kennie Steenstra, 1990-92 [27.0 IP]

2.31, Greg LaFever, 1982-85 [23.1 IP]

2.38, Greg Bauer, 1997-00 [22.2 IP]

2.45, Mike Pelfrey, 2003-05 [25.2 IP]

2.92, Cale Elam, 2011-14 [24.2 IP]

3.54, Don Heinkel, 1980-82 [28.0 IP]

GAMES PITCHED

Season: 3, Noah Krol, 2007; Mike Dennison, 2002; Jaime

Bluma, 1993; Chance Sossamon, 2009; Ray Ashford, 2014;

Aaron LaBrie, 2014

Career: 7, Reagan Blechler, 2014-17; Mike Dennison, 2000-

03; Greg Bauer, 1997-00; Marc Bluma, 1996-99; Jaime Bluma,

1991-94

GAMES STARTED

Season: 2, Steve Foral, 1997; Jim Daniel, 1984; Don Heinkel,

1980; Shawn Pumphrey, 1987; Terry Hayes, 1978; Jordan

Cooper, 2010; Charlie Lowell, 2011; Cale Elam, 2013

Career: 5, Steve Foral, 1995-98

WINS

Season: 2, Erik Sonberg, 1982; Don Heinkel, 1980

Career: 3, Jereme Foster, 2003-06; Greg Bauer, 1997-00;

Rich McIntyre, 1984-87; Erik Sonberg, 1981-83

SAVES

Season: 2, Noah Krol, 2007; Marc Bluma, 1998; Jaime Bluma,

1993; David Haas, 1985

Career: 4, Marc Bluma, 1996-99

COMPLETE GAMES

Season: 1, 31 times

Career: 2, Mike Pelfrey, 2003-05; Kennie Steenstra, 1990-92;

Rich McIntyre, 1984-87; Terry Hayes, 1978-81

SHUTOUTS

Season: 1, Rob Musgrave, 2008; David Sanders, 2003;

Charlie Giadrone, 1992; Mike Brandley, 1992; *Kris Gardner,

2013

Career: 1, Rob Musgrave, 2005-08; David Sanders, 2001-03;

Mike Brandley, 1992-96; Charlie Giadrone, 1989-92; *Kris

Gardner, 2012-2014

INNINGS PITCHED

Game: 9.0, 27 times

Season: 16.0, Don Heinkel, 1980

Career: 31.2, Rich McIntyre, 1984-87

Conference Tournament Records

STRIKEOUTS

Game: 15, Bryan Oelkers vs. Indiana State, May 15, 1982
Season: 15, Bryan Oelkers, 1982; Don Heinkel, 1980
Career: 30, Brandon Baird, 1993-96

BASE ON BALLS

Game: 10, Terry Hayes vs. Southern Illinois, May 15, 1981
Season: 10, Terry Hayes, 1981, 1978
Career: 25, Terry Hayes, 1978-81

FIELDING

ERRORS

Game: 3, Will Baez vs. Illinois State, May 29, 2010; Adam McCollough vs. Southern Illinois, May 16, 1996; Loren Hibbs vs. Southern Illinois, May 14, 1982
Season: 4, Joey Blue, 1997; Scot McCloughan, 1992; Bruce Alexander, 1978; Will Baez, 2010
Career: 5, Jason Adams, 1992-95; Arnie Beyeler, 1984-86; Will Baez, 2009-10

Team

BATTING

AVERAGE

Season: .430, 2008

AT-BATS

Game: 49 vs. Bradley, May 19, 1978
Season: 220, 2003

HITS

Game: 25 vs. Bradley, May 18, 1980
Season: 70, 1996

RUNS

Game: 25 vs. UNI, May 15, 1996
Season: 59, 1998

DOUBLES

Game: 6 vs. Indiana State, May 21, 2003; vs. UNI, May 15, 1996; vs. Evansville, May 26, 2010
Season: 18, 2004

TRIPLES

Game: 2, 6 times
Season: 4, 1982

HOME RUNS

Game: 5 vs. Southern Illinois, May 15, 1981; vs. Southern Illinois, May 20, 1980
Season: 11, 1993

RUNS BATTED IN

Game: 25 vs. UNI, May 15, 1996
Season: 54, 1996

STOLEN BASES

Game: 7 vs. Indiana State, May 16, 1987
Season: 15, 1988; 1987

BASE ON BALLS

Game: 15 vs. Missouri State, May 15, 1998; vs. Southern Illinois, May 15, 1983
Season: 52, 2002

STRIKEOUTS

Game: 16 vs. Evansville, May 16, 1998; vs. Missouri State, May 26, 2017
Season: 52, 2002

PITCHING

EARNED RUN AVERAGE

Season: 1.00, 1991

WINS

Season: 5, 2003; 1987; 2013*

SAVES

Season: 3, 2011

COMPLETE GAMES

Season: 3, 1992; 1978

SHUTOUTS

Season: 2, 2005; 2003; 1992; 2013*

INNINGS PITCHED

Season: 56.0, 2003

STRIKEOUTS

Game: 16 vs. Creighton, May 18, 2000; vs. Southern Illinois, May 24, 2017
Season: 57, 2003

BASE ON BALLS

Game: 13 vs. Bradley, May 18, 1980
Season: 29, 1980

FIELDING

ERRORS

Game: 5 vs. Missouri State, May 24, 2008; vs. Southern Illinois, May 16, 1996; vs. Indiana State, May 14, 1984; vs. Southern Illinois, May 14, 1982
Season: 16, 1978

The Last Time...

A Wichita State Team...

Won 10 or more consecutive games: Feb. 21-March 8, 2020 (12)
Won 15 or more consecutive games: March 4-April 2, 2008 (19)
Won 10 or more consecutive home games: Feb. 21-March 8, 2020 (10)
Won 15 or more consecutive home games: Feb. 22-April 2, 2008 (18)
Won 5 or more consecutive conference games: April 2-11, 2021 (7)
Won 5 or more consecutive conference home games: April 9-May 12, 2017 (5)
Won 5 or more consecutive road games: March 22-April 8, 2008 (5)
Won 5 or more consecutive conference road games: April 13, 2014-April 17, 2015 (8)
Lost 4 or more consecutive games: April 12-29, 2022 (11)
Lost 4 or more consecutive games, same season: April 12-29, 2022 (11)
Lost 5 or more consecutive games: April 12-29, 2022 (11)
Lost 4 or more consecutive home games: April 5-May 6, 2022 (10)
Lost 5 or more consecutive home games: April 5-May 6, 2022 (10)
Lost 4 or more consecutive conference games: April 14-29, 2022 (7)

Had back-to-back home runs: May 7, 2022 vs. Houston (4th inn.), Chuck Ingram and Brock Rodden
Had three consecutive home runs: March 5, 2004 vs. Louisiana-Lafayette (8th inn.), Nick Blasi, Logan Sorensen and Drew Moffitt

Had 2 players with 2 or more home runs in a game: March 8, 2008 (G1) vs. Harvard, Andy Dirks/Dusty Coleman (2)
Had three or more doubles in an inning: May 14, 2022 vs. Tulane (3rd inn.) (3)
Had four or more doubles in an inning: April 18, 2018 vs. Kansas (5th inn.) (4)
Hit two or more home runs in an inning: May 16, 2022 vs. Oklahoma (4th inn.) (3)
Hit three or more home runs in an inning: May 16, 2022 vs. Oklahoma (4th inn.) (3)
Hit four or more home runs in an inning: March 31, 1998 vs. Kansas Newman (5th inn.) (5)
Hit nine home runs: Feb. 27, 1981 vs. Texas Wesleyan, (G1) & vs. Emporia State, Feb. 27, 1991
Hit eight home runs: March 16, 1999 at Missouri
Hit seven home runs: April 12, 1998 at Creighton,
Hit six home runs: April 26, 1998 at Indiana State
Hit five home runs: May 16, 2022 vs. Oklahoma
Hit three triples: March 14, 2017 vs. Northern Colorado
Hit two grand slams in a game: March 2, 2018, Mason O'Brien and Alec Bohm vs. Nebraska
Hit grand slams in consecutive games: April 10-11, 2021 vs. Houston, Hunter Gibson and Derek Shaver
Hit three or more grand slams in a season: 2022 (3)
Hit four or more grand slams in a season: 2018 (5)
Homered in four consecutive games: April 23-May 1, 2022 (5)
Homered in five consecutive games: April 23-May 1, 2022 (5)
Homered in six consecutive games: April 30-May 9, 2021
Homered in seven consecutive games: April 30-May 9, 2021
Homered in eight consecutive games: March 18-30, 2018

The Last Time

Run-ruled an opponent: May 15, 2022 vs. Tulane (18-8), (8 inn.)
Was run-ruled by an opponent: May 28, 2021 vs. Tulane (12-2), (7 inn.)
Scored in every inning (9 inn.): April 21, 1998 vs. Friends
Scored in every inning (7 inn.): April 11, 1999 vs. Illinois State,
Played to a tie: May 13, 2018 vs. USF (9-9)
Scored 10 or more runs in three consecutive games: Feb. 16-18, 2018
Scored 10 or more runs in four consecutive games: Feb. 26-March 2, 2010
Scored 25 or more runs: Feb. 25, 2012 vs. North Dakota (26)
Scored 20 or more runs: March 21, 2015 at Southern Illinois (20)
Scored 18 or more runs in a loss: May 19, 1985 vs. Lamar (23-18)
Scored 5 or more runs in the first inning: May 2, 2021 vs. East Carolina (6)
Scored 7 or more runs in an inning: May 14, 2022 vs. Tulane (7) (4th inn.)
Scored 8 or more runs in an inning: March 13, 2022 vs. South Dakota State (9) (4th inn.)
Scored 9 or more runs in an inning: March 13, 2022 vs. South Dakota State (9) (4th inn.)
Scored 10 or more runs in an inning: March 17, 2015 (G2) vs. Western Illinois (10) (6th inn.)
Scored 12 or more runs in an inning: April 6, 2011 vs. Alcorn State (14) (5th inn.)
Scored 13 or more runs in an inning: April 6, 2011 vs. Alcorn State (14) (5th inn.)

Allowed 10 or more runs in a game: May 25, 2022 vs. UCF (12)
Allowed 20 or more runs in a game: *May 31, 2013 vs. Kansas State (20)
Allowed 8 or more runs in an inning: March 1, 2022 at Oral Roberts (8) (6th inn.)
Allowed 9 or more runs in an inning: April 6, 2018 vs. Tulane (11) (2nd inn.)

Batted around in back-to-back innings: *April 13, 2013 at Bradley (9th & 10th innings)
Stole eight or more bases in a game: March 17, 2015 vs. Western Illinois (10) (G1)
Stole nine or more bases in a game: March 17, 2015 vs. Western Illinois (10) (G1)
Stole 10 or more bases in a game: March 17, 2015 vs. Western Illinois (10) (G1)
Walked four or more times in an inning: March 13, 2022 (4) vs. South Dakota State (8th inn.)
Walked five or more times in an inning: March 18, 2016 (5) at Nebraska (7th inn.)
Walked six or more times in an inning: March 17, 2015 (6) vs. Western Illinois (6th inn.) (G2)
Walked nine or more times in an inning: March 24, 1999 (9) at Washington (1st inn.)
Walked four or more consecutive times: Feb. 24, 2016 (4) vs. Oral Roberts (5th inn.)
Walked 10 or more times in a game: March 13, 2022 (10) vs. South Dakota State
Had five or more hit batters in a game: April 11, 2021 (5) vs. Houston
Had three or more hit batters in an inning: March 17, 2015 (3) vs. Western Illinois (6th inn.) (G2)

Had 10 or more hits in a game, all singles: May 10, 2016 vs. Creighton (13)
Had 15 or more singles in a game: Feb. 16, 2014 vs. SIUE (16)
Had 20 or more hits: vs. Hofstra, Feb. 28, 2020 (20)
Had 7 or more doubles: vs. Kansas, April 18, 2018 (8)
Had 10 or more hits in 10 or more consecutive games: May 15-June 6, 2008 (10)
Had eight or more consecutive batters reach base safely: March 13, 2022 vs. South Dakota State (8) (8th inn.)
Had nine or more consecutive batters reach base safely: April 30, 2021 vs. ECU (9) (7th inn.)
Had ten or more consecutive batters reach safely: March 8, 2020 vs. Louisiana Tech (11) (2nd inn.)
Had four or more consecutive extra-base hits: April 18, 2018 (4) (2B, 2B, 2B, 2B) vs. Kansas (5th inn.)

Left 13 or more runners on base, nine-inning game: May 1, 2021 vs. ECU (14)
Left 14 or more runners on base, nine-inning game: May 1, 2021 vs. ECU (14)
Left 15 or more runners on base, nine-inning game: April 9, 2021 vs. Houston (17)
Left 16 or more runners on base, nine-inning game: April 9, 2021 vs. Houston (17)
Left 17 or more runners on base: April 9, 2021 vs. Houston (17)
Overcame a deficit of four or more runs in a win: May 14, 2022 vs. Tulane (5)
Overcame a deficit of five or more runs in a win: May 14, 2022 vs. Tulane (5)
Overcame a deficit of six or more runs in a win: April 5, 2019 at Tulane (6)
Overcame a deficit of seven or more runs in a win: May 14, 2016 at Illinois State (9)
Overcame a deficit of eight or more runs in a win: May 14, 2016 at Illinois State (9)
Overcame a deficit of three or more runs in the final inning to win: April 5, 2019 at Tulane (scored six B9 to tie, then one T11 to win)
Squandered a lead of six or more runs in a loss: April 15, 2017 at Bradley (6)

Was held to 2 or fewer hits: April 16, 2022 vs. Cincinnati (2)
Was shut out: April 16, 2022 vs. Cincinnati (4-0)
Was shut out at home: April 16, 2022 vs. Cincinnati (4-0)
Was shut out on the road: April 23, 2021 at Cincinnati (6-0) (G1)
Was shut out at home in a conference game: April 16, 2022 vs. Cincinnati (4-0)
Was shut out in consecutive games: Feb. 28, 2014 vs. Long Beach State (0-7) & March 7, 2014 vs. Stephen F. Austin (1-0)
Was shut out in three consecutive games: 1969 (4) vs. Parsons (0-13), vs. Washburn (0-3) and at Kansas Wesleyan (DH) (3-0, 2-0)

No-hit the opposition: March 20, 1990 vs. New Mexico (Tyler Green)
No-hit the opposition, nine innings: March 20, 1990 vs. New Mexico (Tyler Green)
Was no-hit: March 1, 2015 (9 inn.), Chris Mathewson & Darren McCaughan of Long Beach State
Was one-hit: March 12, 2016, Connor Seabold, Dylan Prohoroff & Chad Hockin of Cal State Fullerton
Shut out an opponent (7-inning game): April 18, 2014 vs. Southern Illinois (10-0)
Shut out an opponent (8-inning game): May 10, 2015 vs. Evansville (10-0)
Shut out an opponent (9-inning game): May 16, 2022 vs. Oklahoma (18-0)
Shut out an opponent (10-inning game): *May 12, 2012 vs. Bradley (1-0)
Shut out an opponent on the road (9-inning game): April 10, 2022 at East Carolina (5-0)
Shut out a ranked opponent (9-inning game): May 16, 2022 vs. #24 Oklahoma (18-0)
Shut out a ranked opponent on the road (9-inning game): March 12, 2011 at No. 24 Tulane (1-0)
Had two-consecutive shutouts: Feb. 25, 2017 vs. Grand Canyon (1-0, 4-0)
Allowed fewer than 3 hits: May 16, 2022 vs. Oklahoma (1)
Allowed fewer than 2 hits: May 16, 2022 vs. Oklahoma (1)
Turned a triple play: April 2, 2017 vs. Valparaiso
Hit into a triple play: May 5, 2018 vs. Cincinnati

Walked 10 or more batters: Feb. 14, 2020 at Northwestern State (12)
Struck out 5 or more consecutive batters: Feb. 14, 2020 at Northwestern State (6)
Struck out 6 or more consecutive batters: Feb. 14, 2020 at Northwestern State (6)
Struck out 12 or more batters: May 13, 2022 vs. Tulane (12)
Struck out 13 or more batters: April 15, 2022 vs. Cincinnati (18) (14 inn.)
Struck out 14 or more batters: April 15, 2022 vs. Cincinnati (18) (14 inn.)
Struck out 15 or more batters: April 15, 2022 vs. Cincinnati (18) (14 inn.)
Struck out 16 or more batters: April 15, 2022 vs. Cincinnati (18) (14 inn.)
Struck out 17 or more batters: April 15, 2022 vs. Cincinnati (18) (14 inn.)

Did not strike out: May 6, 2000 vs. Missouri State (G1)
Did not walk: February 18, 2022 at Louisiana Tech
Had 7 errors in a game: vs. Tulane, April 6, 2018
Had 6 errors in a game: at Arizona, March 16, 2010
Had 5 errors in a game: vs. Southern Illinois, April 9, 2017
Won both games of a doubleheader: May 20, 2021 vs. Memphis
Lost both games of a doubleheader: April 23, 2021 at Cincinnati
Swept a three-game series: May 13-15, 2022 vs. Tulane
Swept back-to-back three-game series: Feb. 16-18, 2018 at McNeese & Feb. 24-25, 2018 vs. Omaha
Swept four or more three-game series: 2018 (4), McNeese State, Omaha, UT Arlington, Furman
Swept a three-game conference series: May 13-15, 2022 vs. Tulane
Swept a three-game home series: May 13-15, 2022 vs. Tulane
Swept a three-game road series: Feb. 16-18, 2018 at McNeese
Swept a three-game non-conference series: March 26-28, 2021 vs. Omaha
Swept a three-game non-conference road series: Feb. 16-18, 2018 at McNeese
Was swept in a three-game series: April 22-24, 2022 vs. UCF
Was swept in a three-game home series: April 22-24, 2022 vs. UCF
Was swept in a three-game home conference series: April 22-24, 2022 vs. UCF

Swept a conference doubleheader: May 20, 2021 vs. Memphis
Was swept in a conference doubleheader: April 23, 2021 at Cincinnati
Was swept in a conference road series: April 16-17, 2021 at Tulane

A Wichita State Player...

Led off a game with a home run: March 9, 2019 at Texas Tech (David VanVooren)
Hit an inside the park home run: Feb. 26, 2011 vs. North Dakota (Kevin Hall)
Hit a pinch-hit home run: May 11, 2018 vs. USF (Mason O'Brien)
Hit a grand slam: May 14, 2022 vs. Tulane (Xavier Casserilla)
Hit a pinch-hit grand slam: May 7, 2016 vs. Indiana State (Zach Reding) (G2)
Hit two grand slams in a season: Paxton Wallace at UConn May 4, 2019 & at USF May 16, 2019
Hit two home runs: May 14, 2022 vs. Tulane (Xavier Casserilla)
Hit three home runs: March 23, 2007 vs. Indiana State (Tyler Weber)
Hit two home runs in an inning: April 15, 2006 vs. Missouri State (Damon Sublett)
Homered from both sides of the plate: May 7, 2022 vs. Houston (Brock Rodden)
Homered in consecutive at bats: May 14, 2022 vs. Tulane (Xavier Casserilla)
Homered in consecutive games: Brock Rodden vs. Houston, May 7-8, 2022
Homered in three-straight games: Brock Rodden vs. UCF, Oklahoma State & Memphis, April 24/26/29, 2022
Homered in four-straight games: Alec Bohm vs. Omaha & Nebraska, Feb. 25-March 4, 2018
Homered in five-straight games: Jeff Ryan vs. Bradley, Friends & Missouri State, April 18-22, 1998
Homered in both games of a doubleheader: May 7, 2021 at UCF (Jack Sigrist)
Hit for the cycle: May 16, 2008 vs. Bradley (Dusty Coleman)
Hit for the cycle in a conference game: May 16, 2008 vs. Bradley (Dusty Coleman)
Hit for the cycle in a non-conference game: Feb. 23, 1991 vs. Saint Louis (Mike Jones)
Had a walk-off hit: March 24, 2022 vs. Kansas (Garrett Kocis) (10th inn. HR)
Had an extra-innings walk-off hit: March 24, 2022 vs. Kansas (Garrett Kocis) (10th inn. HR)
Had a walk-off fielder's choice: May 13, 2001 vs. Creighton (Logan Sorensen) (12th inn.)
Had a walk-off sacrifice fly (9 inn.): March 8, 2020 vs. Louisiana Tech (Derek Shaver)
Had a walk-off home run: March 24, 2022 vs. Kansas (Garrett Kocis) (10th inn. HR)
Had an extra-inning, walk-off home run: March 24, 2022 vs. Kansas (Garrett Kocis) (10th inn. HR)
Had a walk-off walk: March 15, 2019 vs. Rhode Island (Jordan Boyer)
Had a walk-off run-rule hit: April 16, 2016 vs. Missouri State (Mikel Mucha) (7th inn. 1B) (G2)
Had a walk-off run-rule home run: May 11, 2018 vs. USF (Mason O'Brien) (8th inn.)
Had a walk-off run-rule sacrifice fly: April 30, 2021 vs. ECU (Ross Cadena) (7th inn.) (G2)
Scored winning run on a wild pitch in bottom of the ninth: Feb. 25, 2006 vs. Nicholls State (Conor Gillaspie)
Scored winning run on a wild pitch in extra innings: March 30, 2012 vs. Southern Illinois (Don Lambert) (10th inn.)
Reached in six or more straight plate appearances: May 20-21, 2021 vs. Memphis (Paxton Wallace) (6)
Reached in seven or more straight plate appearances: April 3-4, 2015 vs. Indiana State (Daniel Kihle) (8)
Had six or more hits in a game: March 30, 1982 vs. Bemidji State (Russ Morman) (G2) (6)
Had five hits in a game: May 16, 2022 vs. Oklahoma (Savvyre Thornhill)
Had four hits in a game: May 16, 2022 vs. Oklahoma (Payton Tolle)
Had 10 RBI in a game: May 28, 2004 at Missouri State (Drew Moffitt)
Had 9 RBI in a game: Feb. 26, 2012 vs. North Dakota (Johnny Coy)
Had 8 RBI in a game: April 22, 2006 vs. Bradley (Damon Sublett)
Had 7 RBI in a game: May 14, 2022 vs. Tulane (Xavier Casserilla)
Had 6 RBI in a game: April 30, 2022 at Memphis (Chuck Ingram)
Had nine at bats in a game: May 13, 2017 vs. Evansville (Alec Bohm and Willie Schwanke) (17 inn.)
Had eight at bats in a game: March 26, 2011 at Oregon (Tyler Grimes, Preston Springer, Johnny Coy & Tyler Coughenour) (17 inn.)
Had seven at bats in a game: Feb. 28, 2020 vs. Hofstra (Jack Sigrist)
Scored 6 runs in a game: April 27, 2002 vs. Howard (Bryan Erstad) (G1)
Scored 5 runs in a game: May 11, 2018 vs. USF (Gunnar Troutwine)
Had 2 triples in a game: March 6, 2021 vs. Dixie State (Couper Cornblum)
Had 3 doubles in a game: Feb. 16, 2014 vs. SIUE (Parker Zimmerman)
Had 10 or more total bases: May 7, 2021 at UCF (Hunter Gibson) (11) (8 inn.) (G2)

The Last Time

Had 4 stolen bases: March 17, 2015 vs. Western Illinois (Daniel Kihle) (G2)
Had 3 stolen bases: March 27, 2022 vs. Creighton (Couper Cornblum)
Stole home: April 16, 2021 at Tulane (Ross Cadena)
Stole second and third in the same inning: March 27, 2022 vs. Creighton (Couper Cornblum)
Stole second and home in the same inning: March 4, 2011 vs. New Orleans (Don Lambert)
Had 5 walks in a game: April 15, 2021 vs. Cincinnati (Savvyre Thornhill) (14 inn.)
Had 4 walks in a game: March 19, 2014 vs. Arizona State (Dayne Parker)
Had 4 strikeouts in a game: April 12, 2022 at Oklahoma State (Brock Rodden)
Had 5 strikeouts in a game: May 13, 2017 vs. Evansville (Jordan Boyer & Travis Young) (17 inn.)
Had 2 extra-base hits in an inning: Jordan Boyer (HR, 2B) vs. Furman, March 23, 2018 (7th inn.)
Had 2 hits in an inning: March 13, 2022 vs. South Dakota State (Andrew Stewart - 1B, HR) (4th inn.)
Had 3 HBP in a game: April 2, 2017 vs. Valparaiso (Jacob Katzfey)
Had 2 HBP in a game: March 6, 2022 vs. Texas A&M (Couper Cornblum)
Had 10 or more consecutive scoreless outings: Aaron Haase (15) from March 2, 2021-May 21, 2021
Had a scoreless streak of at least 20 innings: Aaron Haase (22.2) from Feb. 27-May 26, 2021
Had a scoreless streak of at least 25 innings: Cale Elam (28.0) from May 10, 2011-March 25, 2012
Threw a nine-inning no-hitter: Tyler Green vs. New Mexico, March 20, 1990
Had an individual no-hitter – 7 inn.: Terry Hayes vs. Colorado State, March 17, 1981
Struck out 4 or more batters in an inning: Charlie Lowell (4) vs. Dallas Baptist, May 22, 2010 (1st inn.)
Struck out 4 or more consecutive batters: LJ McDonough at Cincinnati, April 25, 2021 (4)
Struck out 5 or more consecutive batters: Jake Hamilton at Northwestern State, Feb. 14, 2020 (6)
Struck out 10 or more batters in a game: Jace Kaminska (12) at Houston, April 1, 2022
Struck out 11 or more batters in a game: Jace Kaminska (12) at Houston, April 1, 2022
Struck out 12 or more batters in a game: Jace Kaminska (12) at Houston, April 1, 2022
Struck out 13 or more batters in a game: Jake Hamilton (13) at Northwestern State, Feb. 14, 2020
Struck out 14 or more batters in a game: Jordan Cooper (14) vs. Missouri State, May 14, 2010
Struck out 15 or more batters in a game: Mike Drumright (17) at Illinois State, April 9, 1994
Pitched a complete-game loss: April 20, 2018 at Houston (Codi Heuer)
Pitched a 7-inning complete game: April 30, 2021 vs. ECU (Jace Kaminska)
Pitched an 8-inning complete game: May 11, 2018 vs. USF (Codi Heuer)
Pitched a 9-inning complete game: April 10, 2021 vs. Houston (Jace Kaminska)
Pitched a complete-game shutout: May 12, 2017 vs. Evansville (Zach Lewis)
Pitched a 9-inning, complete game shutout: May 12, 2017 vs. Evansville (Zach Lewis)
Had a complete game by a freshman: April 30, 2021 vs. ECU (Jace Kaminska)
Had a complete game by a freshman – 9 inn.: April 10, 2021 vs. Houston (Jace Kaminska)
Had a shutout win – fewer than 9 inn.: April 18, 2014 vs. Southern Illinois (A.J. Ladwigg) (7 inn.)
Had consecutive shutouts: Rob Musgrave vs. Bradley, May 15, 2008 (8 inn.) and vs. Southern Illinois, May 22, 2008 (7 inn.)
Had a combined shutout – 9 inn.: May 13, 2022 vs. Tulane (Caden Favors, Jace Kaminska and Connor Holden)
Had a shutout by a freshman: April 11, 2003 vs. Indiana State (Mike Pelfrey) (7 inn.)
Hit four or more batters in a game: May 7, 2021 at UCF (Jace Kaminska) (4)
Had a combined 2-hit game: March 28, 2021 vs. Omaha
Had a combined 1-hit game: May 16, 2022 vs. Oklahoma
Had an individual 1-hit game: May 16, 2009 vs. Creighton (Jordan Cooper) (7 inn.) (G2)
Had an individual 2-hit game: April 23, 2011 vs. Illinois State (Brian Flynn)
Had consecutive complete games – 9 innings: Tim Kelley vs. Indiana State, May 1, 2009 and vs. Creighton, May 14, 2009
Had consecutive complete games – fewer than 9 inn.: Brian Flynn vs. Illinois State, April 23, 2011 (9 inn.) and at Southern Illinois, April 30, 2011 (8 inn.)
Had three-straight complete games: Bob Musgrave vs. Bradley, May 15, 2008 (8 inn.) and vs. Southern Illinois, May 22, 2008 (7 inn.) and vs. TCU, May 30, 2008 (9 inn.)
Made four or more errors in a game: May 20, 2006 vs. USC (Derek Schermerhorn) (4)

A Wichita State Opponent...

Had a grand slam: May 22, 2021 vs. Memphis (Hunter Goodman)
Had 3 home runs: May 1, 2010 at Illinois State (Ryan Court)
Had 2 home runs: April 14, 2022 vs. Cincinnati (Griffin Merritt)
Had back-to-back homers: May 21, 2021 vs. Memphis (Chris Swanberg/Taylor Howell)
Had 2 players with 2 or more home runs: April 3, 2005 vs. Evansville (Erik Lis/Kip Simson) (2 each)
Had 4 or more hits in a game: February 27, 2022 vs. Iowa (Peyton Williams) (4-for-4)
Struck out 10 or more in a game: May 3, 2022 at Kansas State (German Fajardo) (10)
Had 9 RBI in a game: April 14, 2001 vs. Indiana State (Jason Frome)
Had 7 RBI in a game: Feb. 26, 2016 at New Mexico (Chris DeVito)
Pitched a complete game: May 29, 2021 vs. Tulane (Braden Olthoff) (7 inn.)

Wichita State Swept a Home Series vs....

A ranked team: April 27-28, 1991 vs. No. 10 Creighton
UCF: not a sweep to date
Cincinnati: not a sweep to date
UConn: not a sweep to date
ECU: not a sweep to date
Houston: April 9-11, 2021
Memphis: not a sweep to date
South Florida: not a sweep to date
Tulane: May 13-15, 2022

Wichita State Swept a Road Series at...

A ranked team: March 17-19, 2006 at No. 21 Long Beach State
UCF: not a sweep to date
Cincinnati: not a sweep to date
UConn: not a sweep to date
ECU: not a sweep to date
Houston: not a sweep to date
Memphis: not a sweep to date
South Florida: not a sweep to date
Tulane: not a sweep to date

Wichita State Was Swept in a Home Series vs....

A ranked team: March 24-26, 2017 vs. No. 3 Texas Tech
UCF: April 22-24, 2022
Cincinnati: April 14-16, 2022
UConn: not a sweep to date
ECU: not a sweep to date
Houston: April 9-11, 2019
Memphis: not a sweep to date
South Florida: not a sweep to date
Tulane: not a sweep to date

Wichita State Was Swept in a Road Series at...

A ranked team: March 8-10, 2019, at No. 10 Texas Tech
UCF: not a sweep to date
Cincinnati: April 26-28, 2019
UConn: not a sweep to date
ECU: not a sweep to date
Houston: April 20-22, 2018
Memphis: not a sweep to date
South Florida: not a sweep to date
Tulane: April 16-17, 2021

Note: A series is considered three or more consecutive games.

*later vacated due to a ruling from the NCAA Committee on Infractions

The History of Shocker Baseball

The Early Years

The first game in Wichita State's storied baseball history was played on April 14, 1899. Fairmount College's baseball and debate teams traveled to Southwestern College for a doubleheader. On that day the debate team experienced more success than the baseball team, as they won and the baseball team lost.

From 1899 to 1919, Fairmount College fielded teams with mixed results going 108-91-4. During those early years, the Wheatshockers turned out two major leaguers. Claude Hendrix, a pitcher at Fairmount College was signed by the Pittsburgh Pirates and also played for the Chicago Cubs. According to the Wichita Eagle, [May 26, 1908] Hendrix could "work the spitball to perfection." During his eight-year career he led the National League in winning percentage twice.

Lloyd Bishop, a pitcher and first baseman at Fairmount in 1911-12, was a member of the Cleveland Indians in 1914 and 1915. His professional career was cut short by a football injury he suffered while playing at Fairmount.

After a 24-year period without baseball (1924-47), the University of Wichita restarted the program. After a 4-4 record in 1948, the program experienced some growing pains as they posted 10-straight losing seasons. During those down years in the program, the University of Wichita (university changed names in 1927) produced one of its all-time greatest athletes. Dick Sanders, a three-sport athlete at WU, was at his best on the baseball diamonds. A great shortstop in the field, he played eight seasons with Yankees' and Dodgers' organizations. During the 1951 football season, Sanders led the team in passing with 674 yards and picked off three passes. He also played for Ralph Miller's first basketball squad at the University of Wichita in 1951-52, when he averaged 4.1 points. In 1958, WU posted a 17-8 record.

Another great Shocker ballplayer of the period was Don Lock, a two-sport athlete at WU. As an outfielder for the Shockers, Lock twice earned all-Missouri Valley Conference honors (1956-57). Lock went on to play eight seasons with Washington, Philadelphia and Boston and managed two years in the minor leagues. He also played basketball at WU from 1954-58.

Another player of note in the 1950s and early 1960s was Lanny Van Eman, a two-sport star, who was a shortstop from 1958-62. Van Eman, after a one-year stint with the Yankees' organization, returned to WU and coached the baseball team in 1964, going 8-10. As a coach, though, Van Eman was primarily known on the basketball court. After starting his basketball coaching career on Ralph Miller's staff (15 years), he went on to be head coach at the University of Arkansas for four seasons.

Dick Casidy and Gayle Bryant, two hometown products, also starred at WU and went on to careers with the San Francisco Giants' organization. Despite these players' personal successes and the program's moderate success in the 1950s and 60s (MVC Western Title in 1966), the program was shut down on May 16, 1970, due to a lack of funding and facilities.

The Stephenson Era

After an eight-year period, Wichita State decided to give baseball another try. Athletic Director Ted Bredehoft saw the opportunities baseball would create if it was successful. Bredehoft convinced the Board of Trustees to give up the golf practice course for use as a baseball field. Bredehoft also got a contractor to bring in equipment on Saturdays and grade the field.

The most important thing Bredehoft did, though, was hire Gene Stephenson. On Feb. 11, 1977, baseball was reborn when Stephenson, recruiting coordinator and hitting coach at Oklahoma for five years, was introduced as the new WSU baseball coach. Despite not having a facility or any players, Stephenson was confident from the start.

At his first press conference Stephenson stated, "I'm planning on a four-year program. In the fourth year, hopefully sooner, we will be in a position to challenge for the College World Series."

Starting literally from scratch, Stephenson began putting together a baseball program. His first season series, though, was not a success as the Shockers lost once and tied once with Emporia State. After those initial games everything began looking up as the Shockers went 43-30-1. That first season, Wichita State didn't play a home game until the 18th game and didn't play at its permanent home, Shocker Field, until there were six games left in the season.

During Stephenson's initial season he showed his penchant for bringing in high-quality talent. Third baseman Bob Bomerito hit .431 with 29 doubles, outfielder Matt Yeager hit .363 and Larry Groves pitched a five-inning, no-hitter against Kansas Newman.

In Stephenson's second year the Shockers continued to improve, going 65-15. The Shockers broke or tied eight NCAA team offensive records that were in place at that time. Led by freshman All-American Joe Carter and his NCAA-leading .824 slugging percentage, the 1979 squad had six everyday players who hit .400 or better. Not to be forgotten, the pitching staff posted a 3.26 team ERA.

The next season Stephenson delivered on his promise to field a team that could compete for a CWS berth. The Shockers won the first of many MVC tournaments en route to their first berth in the NCAA Tournament. Behind All-Americans Carter and Mike Davis, the Shockers went 53-12-1. Unfortunately, the team played two-and-out at the regional losing to Missouri, 5-4, and California, 5-1.

The 1981 squad once again made the NCAA Tournament (Atlantic Regional) as the team went 56-15. That team was led by Stephenson's brother, Phil, and his .447 batting average. The 1981 team also produced Wichita State's first multi first-team All-Americans – Carter and Stephenson.

Before the 1982 season started, there were questions about how the Shockers were going to win. Gone were five huge offensive threats, including three-time All-American Carter. Stephenson felt the team was going to have to rely on pitching and defense to get the job done. Early on that season, the Shockers struggled going 4-6 on a road trip that included series against Texas and Arizona State. The season picked up after that, though, as the Shockers rolled through the MVC Tournament with three-straight wins.

In New Orleans at the NCAA South Regional, the Shockers won three-straight games, allowing one run in 27 innings to earn their first-ever trip to the College World Series. After making good on his prediction on challenging for a World Series berth, (just one year earlier than Stephenson predicted in 1977), the Shockers were on to Omaha. In the College World Series, after losing their second game to Miami, Fla., the Shockers won two-straight elimination games, beating Oklahoma State and Texas, to advance to the championship game. In the final, the Shockers came up short, losing to Miami, 9-3, to finish 73-14.

With a team batting average of .344 and an ERA of 2.53, it's easy to see how the Shockers produced four first-team All-Americans (Don Heinkel, Charlie O'Brien, Bryan Oelkers and Phil Stephenson) and seven All-Americans overall. Phil Stephenson and Bryan Oelkers were selected NCAA Player-and Pitcher-of-the-Year, respectively. The 1982 season also garnered Gene Stephenson's first Coach-of-the-Year award and the Shockers' first No. 1 ranking by Baseball America.

The 1983 Shocker team continued WSU's string of NCAA Tournament appearances (1-2 at Midwest Regional). The week of May 10, 1983, the Shockers returned to the No. 1 spot by Collegiate Baseball, but their stay was brief as they lost five-of-seven that week. The 1983 season also produced a first-team All-American in Russ Morman (.439, 25 HR, 105 RBI).

After a one-year hiatus from the NCAA Tournament in 1984 (40-22), the Shockers returned in 1985. The 68-20 campaign was highlighted by four 10-game winners (David Haas, David Greenwood, Rich McIntyre and Shawn Pumphrey) who combined to win 48 games. Batting-wise, Dan Juenke, Tim Raley, Kevin Penner and Mark Standiford led a balanced attack, as the Shockers were Midwest Regional runners-up, losing to Oklahoma State twice.

The major development of 1985 was the opening of Eck Stadium.

The History of Shocker Baseball

The initial version of Eck, named after Wichita businessman Rusty Eck, had 3,044 grandstand seats, locker rooms, baseball offices and a press box. The Shockers played and won their first game there against Kansas Newman, 12-2, on April 11, 1985.

After missing out on the NCAA Tournament in 1986 [45-18], the Shockers returned in 1987, going 59-20 and producing another MVC tournament champion. It also had two dominant pitchers in All-American Haas [15-2, 3.78] and Greg Brummett [9-3, 3.05], while the offensive attack was led by All-American Raley and his .412 batting average, 12 triples and 102 runs.

The 1988 team marked WSU's return to the CWS. Keyed by All-American Standiford (.374, 28 HR, 97 RBI), right-hander Pat Cedeno's 10-0 record and Haas [14-5], the Shockers went 56-16-1. The Shockers reached Omaha by avenging 1983 and 1985 regional defeats to Oklahoma State by defeating No. 1-ranked OSU twice, 8-5 and 15-5, in the championship game. WSU's victory over OSU was the beginning of WSU's reign as the dominant program in the Midwest.

In the World Series, the Shockers started well, winning their first two games, 5-4 against Florida, and 7-4 versus Arizona State. WSU's two victories put them in a good position, but they lost a heartbreaking 4-3, 10-inning game to ASU. The Shockers led 3-1 in the top of the ninth inning in a game which, had WSU won, would have sent the team to the championship game, but the Sun Devils rallied for the win and two days later ended WSU's season with its worst loss under Stephenson, 19-1.

A highlight of 1988 was the unveiling of Tyler Field, a complement to Eck Stadium. This expansion of Eck Stadium, named for Wichita businessman Ron Tyler, included a rubberized warning track, the replacement of the astroturf, 292 box seats and a \$4 million endowment to the program.

1989 - The Championship Season

En route to Wichita State's first College World Series championship and the school's first NCAA team championship, Gene Stephenson and the 1989 Shocker baseball team authored a story never to be believed and never to be forgotten.

On June 10, 1989, exactly 365 days after suffering a 19-1 loss to Arizona State in the semifinal round of the 1988 CWS, the Shockers erased a year of pain with a 5-3 victory over the Texas Longhorns for college baseball's national championship.

Vowing to return to Omaha in 1989 and avenge its 1988 losses, a talented and veteran 1989 Shocker team put together a school-record 24-game winning-streak following a season-opening 5-1 loss at Arkansas. From that point on, Wichita State enjoyed the normal ups [a fourth Hawaii Rainbow Easter Tournament championship and a fourth Missouri Valley Conference regular-season championship in five years among others] and downs [a disappointing 11-6 loss at home to Oklahoma State and a regular-season ending four-game split with Brigham Young] of any season, but never lost sight of its ultimate goal.

Despite having been ranked as high as No. 3 at one point during the year and ending the regular season ranked No. 4, Wichita State's hopes for playing host to an NCAA regional were dashed in early May when the NCAA Baseball Committee announced eight regional tournament sites, none of which was Wichita.

Seven days later, the committee announced the Shockers would be the No. 1 seed at the West II Regional in Fresno, Calif., but despite having been seeded No. 1; the Shockers were in no position to be considered the tournament favorite. Consider the following:

They were trying to bounce back from a 12-7 loss on their home field to Indiana State in the first championship game of the double-elimination MVC tournament, a loss that had placed in doubt their likelihood of being awarded a No. 1 seed.

Senior Jeff Bonacquist, a four-year starter in right field and one of the finest defensive outfielders in WSU history, had been out of the lineup since April 16, when he suffered a fracture of his kneecap crossing the plate against Illinois State.

And, the Shockers entered play in Fresno without the services of junior shortstop Mike Lansing, a second-team All-American, who, on the day prior to the start of the regional, aggravated what was eventually diagnosed to be a ruptured disc in his back.

Freshman Todd Dreifort, Bonacquist's replacement in right field, had developed into a solid player by the end of the regular season, but Lansing's absence forced Stephenson to move sophomore Pat Meares from third base to shortstop and insert sophomore Mike Jones, the Shockers' designated hitter most of the year, at third base.

Wichita State won its first two games, 4-0 over Portland and 12-1 against Pepperdine. But the Michigan Wolverines whipped WSU 14-5 in the finals of the winner's bracket, sending the Shockers into a loser's bracket contest just an hour later against host Fresno State in front of nearly 5,000 Bulldog fans.

Bolstered by a clutch pitching effort from freshman starter Tyler Green and a game-tying three-run home run from senior outfielder Mike McDonald in the third inning, the Shockers entered the bottom of the fifth trailing only 4-3.

In the bottom of the fifth, fate took over for the Shockers. Light-hitting fifth-year senior Mike Wentworth, filling the DH role for Jones only because of the injuries, drove a 0-1 curveball into the right-field bleachers for his first home run of the year and only the third of his career, giving WSU a 5-4 lead.

Enter relief pitcher-extraordinaire Jim Newlin, one of the best relief pitchers in college baseball. He retired 10 of the 12 FSU hitters he faced to record the save in the 6-4 victory and send the Shockers into the championship round against unbeaten Michigan.

Needing two wins over the Wolverines to ensure its first back-to-back appearances in the College World Series, WSU got just that with 3-2 and 9-5 victories behind standout pitching from senior Cedeno, juniors Newlin and Jeff Bluma, and freshman Charlie Giadrone. Cedeno and Bluma combined on the 3-2 victory, and Giadrone, Bluma and Newlin allowed just three earned runs in the 9-5 championship game victory.

One of only two teams to reach Omaha for the second consecutive year -- Miami, Fla., was the other --the Shockers entered the 1989 CWS as the No. 4 seed, setting up a match against fifth-seeded Arkansas in the opening round.

Senior All-American Brummett, who had lost just once in 16 decisions since receiving the loss in the season-opener at Arkansas, gained revenge when he allowed one run and four hits over 7 1/3 innings in WSU's 3-1 victory. Sophomore outfielder Jim Audley provided all the offense Brummett needed with a two-run homer in the bottom of the third inning.

Top-seeded Florida State detoured the Shockers' title hopes in game No. 2, a 4-2 Seminole victory. FSU's senior pitcher Clyde Keller checked Wichita State on just four hits, convincing Stephenson it was time to make a change in the Shockers' offensive lineup, which had combined for only five runs and 10 hits in two games.

The key elements in the change were McDonald, Meares and junior All-American catcher Eric Wedge. Wedge, the Shockers' motivational leader for three years and the 1989 MVC Player-of-the-Year, had been shifted to the third spot in the lineup from his customary cleanup position when Lansing went down. McDonald, whose hot hitting all year long kept opposing hurlers from pitching around Wedge, was moved from fifth to fourth. Meares opened the year with a .316 average through 50 games, but had been relegated to the bottom of the order because of a late-season slump.

Through two games in Omaha, Wedge was 1-for-5, McDonald 0-for-8, and Meares 2-for-6, including a 2-for-3 game in the opener against Arkansas, prompting Stephenson to switch Wedge and McDonald and move Meares to the sixth spot. Stephenson presumed McDonald would get better pitches to hit because he was hitting in front of Wedge, that Wedge would feel more comfortable from his normal cleanup position and that Meares' hot bat would help the middle part of the lineup be more productive.

The move immediately paid dividends when Wedge blasted a three-run homer in the first inning of the Shockers' next game

The History of Shocker Baseball

Shocker Baseball 1990-2020

against Arkansas. McDonald delivered a solo home run in the seventh inning and Meares went 3-for-5, scoring three runs and driving one in. Brummett won his 12th consecutive decision with help from Newlin as the Shockers rolled to an 8-4 win.

At that point, ironically, the Shockers faced the same situation Arizona State had overcome against them the year before. If Wichita State was going to fulfill its goal of winning the national championship, it would have to topple Florida State twice.

Victory No. 2 came against the backdrop of more Wentworth magic. The Shockers jumped to an early 1-0 lead in the first when McDonald doubled home junior P.J. Forbes, a sparkplug for the Shockers all season long. The Seminoles countered with four runs of their own in the second and carried a 4-1 lead into the bottom of the third inning.

No one could remotely have suspected what was about to happen. Not even Shocker pitching coach Brent Kemnitz, who claims to have "called" it as Wentworth was at the plate. Wentworth, who was 0-for-3 in the opening game of the series and in the lineup primarily because Joey Wilson had gone 1-for-12 in the DH role over the three previous games and had failed in an attempt to sacrifice two runners in the second inning.

But his swing on a 3-1 hanging pitch from FSU started Keller will be forever etched in the minds of Shocker faithful. The ball caromed off the upper level of Rosenblatt Stadium's double-deck outfield fence, giving him his second postseason home run and knotting the score at 4-4 for the Shockers.

Eight runs in the sixth through eighth innings allowed Wichita State to withstand a five-run Seminole rally in the eighth. The Shockers claimed a 12-9 victory, handing FSU ace Keller his first loss of the season after 13- straight wins. Meares continued to shine, collecting three hits and four runs, including an insurance solo home run in the bottom of the eighth.

Amazingly, Wentworth's home run had come on his mother's birthday. More amazingly, it was learned following the game the home run he hit in Fresno had landed on his father's birthday. And before his blast against the Seminoles, Wentworth had read a Bazooka bubble gum cartoon telling him "something magical will happen to you today."

Six times in postseason play, the Shockers faced possible elimination, and six times they persevered.

In the title game, Brummett, named the CWS Most Valuable Player after recording a CWS record-tying three victories, sophomore Bryant Winslow, whose courage provided inspiration for all his teammates, and Meares were the heroes.

Brummett, who ended his career at WSU with a 13-game winning streak, provided the pivotal play in the game in the top of the first inning when he picked Longhorn second baseman David Tollison off first base on a fake-to-third, throw-to-first play. The Longhorns had opened the game with a walk and a hit-and-run single, but Brummett struck out Scott Bryant and Arthur Butcher to escape the inning.

Winslow, who knocked in the Shockers' first run, had provided inspiration for the Shockers throughout the final month of the season, playing with a stress fracture in the tibia of his right leg. The pain was minimal initially, but gradually increased to the point where it forced Winslow to limp noticeably.

Nonetheless, he stayed in the lineup to the very end, leaving only after a collision with Texas base runner Lance Jones in the sixth inning forced him from the field. Despite suffering a "greenstick" fracture in his fibula in the same leg and a break in his left wrist on the play, Winslow remained on the field for one more pitch before realizing he was hurting both himself and his team.

Meares' two-run homer in the sixth inning provided the cushion and returned the momentum to WSU after Texas had closed to within 3-2 in the top half of the inning. Brummett mowed down in order the Longhorns over the final three innings with the help of a double play in the seventh, and when he struck out pinch-hitter Kevin Pate to end the game, the Shockers had put the final touch on their national championship script.

The year after the title the Shockers went 45-19 and appeared in the first-ever NCAA Regional held at WSU. It would be the first of six regionals in Wichita over the next eight years. Unfortunately, WSU went 1-2 in their inaugural hometown regional, being knocked out by UCLA, 7-5.

In 1991, the Shockers returned to the CWS by way of a four-game sweep in the Midwest Regional in Wichita. That season the team went 66-13 as they lost to Louisiana State in the title game 6-3. The '91 team boasted All-America right-handed pitcher Kennie Steenstra and his 17-0 record and national-leading 2.17 ERA. The pitching staff that season was so good it had six major contributors who had ERA's below 2.66 [the team's overall ERA was 2.93].

The 1992 squad continued WSU's dominance of the Midwest Regional as they swept through with a 4-0 mark. In the CWS, though, it was two-up, two-down and the Shockers finished with a 56-11 record. Season highlights included three 13-game winners [Gaudrone, Shane Dennis and Steenstra], a dominating season by All-American reliever Darren Dreifort and the placement of six Shockers on All-America honor rolls. Also in 1992, Gaudrone was named the National Academic Athlete-of-the-Year by CoSIDA.

The year 1992 also saw the completion of Phase III expansion of Eck Stadium. Phase III was responsible for increasing seating to 5,600, building new baseball offices, an indoor workout area and a All-American room.

In 1993, the Shockers returned for the third- straight year to the CWS. Going through the Atlantic Regional in Atlanta, the Shockers won two games over Ohio State with their backs against the wall en route to winning the regional. In the World Series, the Shockers went to the title game after three-straight wins over Arizona State, Texas and Oklahoma State. In the championship game for the fourth time, the Shockers lost 8-0 to LSU. That season Darren Dreifort was named NCAA Player-of-the-Year, Golden Spikes Winner and first-team All-America.

The 1994 team racked up another MVC title at 19-2 and was 45-19 for the season. Dennis's 1.35 ERA and 9-2 record earned him first-team All-America honors, while Carl Hall's .354 batting average, seven triples and 42 stolen bases earned him honors as MVC Player-of-the-Year and third team All-America by Collegiate Baseball. Second baseman, Joey Jackson was also instrumental in locking up the MVC title, batting .354 with 49 RBI.

The 1995 team was 53-17 and won the MVC for the tenth time under Stephenson. The 1995 edition of the Shockers featured seven solid pitchers including Mike Drumright [MVC Pitcher-of-the-Year], Braden Looper, Chris Bauer and Steve Foral. Shortstop Jason Adams earned first-team All-America honors with a .398 batting average, 16 home runs and 82 RBI. On May 13 of that season, Stephenson won his 1,000 game against Creighton, becoming the first coach in NCAA history to win 1,000 games in as few as 18 seasons.

In 1996 the Shockers returned to their old haunts in Omaha. The 54-11 Shockers, with first-team All-Americans Braden Looper and Travis Wyckoff advanced to the CWS after winning the Midwest Regional and MVC regular-season title. The 1996 squad was distinguished by Wyckoff's .400 batting average, Casey Blake's .360 average, 22 home runs and 101 RBI and Looper's domination as the closer [12 saves, 2.09 ERA].

The 1997 campaign led to a 51-18 record and the most wins of any NCAA team as they locked up the 11th-straight MVC regular-season crown for the Shockers. The team led by Jason Krafft, Zach Sorensen and Jeff Ryan appeared in WSU's 11th-straight regional at the South Regional in Tuscaloosa, Alabama. The season ended after losses to North Carolina State, 10-9 in 10 innings and Alabama, 6-2.

In 1998, the Shockers, 56-7, produced an offensive explosion of epic proportions. The Shockers broke two NCAA records for runs-per-game [12.1] and doubles-per-game [3.21]. The 1998 Shocks also entered the top ten in six other categories.

The History of Shocker Baseball

For 1998, Pat Magness led the nation in batting average (.467) and Kevin Hooper led the nation in runs-per-game (1.77), while Magness, Jeff Ryan, Zach Sorensen, Kevin Hooper, and Marc Bluma were among the national leaders in 13 categories. Collectively, the team led the nation in five categories.

In 1999, WSU continued its winning ways, posting a 59-14 record, including a 13th-straight Valley regular-season title, and a second-straight Valley tournament title. Led by All-Americans Marc Bluma, Kevin Hooper, Pat Magness, and Koyie Hill, the Shockers finished 2-2 in the Wichita Regional, the eighth WSU-hosted regional.

In 2000, WSU, which finished 44-21, won its 14th consecutive Valley regular-season title, 11th Valley tournament title, and 20th NCAA Regional bid, which was their 15th-straight. The Shockers finished 2-2 in the Minnesota Regional. After opening regional play with a 10-7 loss to host Minnesota, WSU won back-to-back games versus Butler and Minnesota before losing 8-1 to Nebraska in the championship game.

The 2001 season saw the Shockers win more than 40 games for the 24th-consecutive year. WSU finished 42-24, but finished runner-up in The Valley and was not granted an NCAA postseason berth for the first time since 1986.

The Shockers won back the Valley regular season title in 2002 along with the Valley Tournament title. WSU finished 47-17 and earned a regional and a No. 1 seed. In the first round of the Wichita Regional, Oral Roberts defeated the Shockers 6-1. WSU came back and won the elimination game over Oklahoma 8-4, but fell to ORU a second time 15-8.

In 2003, the Shockers finished 49-27 and won their 12th Valley Tournament title to earn a berth in the Houston Regional as the No. 3 seed. WSU defeated No. 2 Ole Miss twice in the regional but could not overcome No. 1 Rice, as the Owls beat the Shockers twice.

The Shockers' 10 seniors led WSU to a 49-16 record and a 28-4 Valley record in 2004. The 28 conference victories were the most in Valley history. The team won both the Missouri Valley Conference regular-season and tournament titles and advanced to the finals of the Fayetteville Regional before falling to Arkansas twice on the final day.

In 2005, the Shockers won 51 games, the 18th time that the team has won 50 or more games in school history. The team finished 51-24 and finished second in the Missouri Valley Conference, just one game out of first. The team won its 15th Valley Tournament title and advanced to its 23rd NCAA Tournament. The team advanced to its third-straight NCAA Regional championship game before falling to Tennessee in the Knoxville Regional.

The Shockers went 46-22 in 2006 and advanced to their 24th NCAA Tournament. In the Norman Regional, WSU defeated National Player of the Year Brad Lincoln in the first round before scoring 18 runs against TCU, a Shocker record for regional play. WSU ended its season with two losses to Oklahoma. Joe Carter/Missouri Valley Conference Player of the Year Damon Sublett earned All-America honors despite a late season injury, while Aaron Shafer became the first player in conference history to win the MVC Pitcher of the Year and Freshman of the Year awards.

The 2007 squad gave head coach Gene Stephenson something he was missing on his resume - a trip to a Super Regional. The Shockers finished the season 53-22 and won its 18th Missouri Valley Conference regular-season title. WSU hosted a Regional for the 10th time and defeated Arizona in the championship game, 3-0, to advance to its first-ever Super Regional. The Shockers lost two one-run games to UC Irvine in the Super Regional in front of a school-record 8,153 fans at Eck Stadium.

Wichita State made its way back to Super Regional play in 2008 as the Shockers finished 48-17 overall and 19-5 in the Missouri Valley Conference. WSU won its 19th MVC regular-season title and 16th Valley Tournament title before traveling to Stillwater, Okla., for NCAA Regionals. The Shockers swept through Regional play defeating TCU and host Oklahoma State twice, including an 11-7 win over the Cowboys in the championship game. Clint McKeever hit a grand slam in the top of the 10th inning to send the Shockers to their second-straight Super Regional. WSU traveled

to Tallahassee, Fla., to take on Florida State in a best-of-three series and won the first game before falling to the Seminoles in the final two games.

The Shockers won their 17th Missouri Valley Conference Tournament title in 2009 and advanced to their 27th NCAA Tournament, while finishing the season 30-27. WSU lost two one-run games in the Norman, Okla. Regional.

Wichita State won its 20th Missouri Valley Conference regular-season title in 2010 and again won 40 or more games for the 32nd time in Stephenson's 33 years as the Shockers finished 41-19. The Shockers went 39-26 in 2011 and earned second-place in the Valley regular-season and tournament.

The Shockers finished 39-26 in 2011 and in second place in the Missouri Valley Conference with a 14-7 record. WSU also finished second in the MVC Tournament. Junior catcher Chris O'Brien earned first team All-America honors as he finished the season on a 29-game hitting streak.

On June 16, 2013, Wichita State hired Todd Butler to replace legendary coach Gene Stephenson.

In Butler's first season, the Shockers went 31-28 and 13-8 in the Missouri Valley Conference. Junior first baseman Casey Gillaspie became Wichita State's 55th All-American and 14th first round draft choice as he was the 20th pick of the draft to the Tampa Bay Rays.

The Shockers played their inaugural season in the American Athletic Conference in 2018. WSU finished 35-21-1 overall and 9-14-1 in conference play. Junior third baseman Alec Bohm earned All-America honors and was selected third overall in the 2018 MLB Draft by the Philadelphia Phillies.

In December of 2018, legendary Shocker head coach and College Baseball Hall of Famer Gene Stephenson was inducted into the Pizza Hut Shockers Sports Hall of Fame.

The 2019 season saw the Shockers compile an overall record of 28-31 and an American Athletic Conference tally of 9-15. Senior utility player Luke Ritter was named first team all-conference for the second consecutive season and was also a first team Senior CLASS Award All-American. The Overland Park, Kan., native was drafted in the seventh round of the 2019 MLB Draft by the New York Mets, and was one of five Shockers selected in the draft.

In June, 2019, former Wichita State standout and Pizza Hut Shocker Sports Hall of Famer Eric Wedge was named the program's new head coach.

In Wedge's inaugural season, WSU posted a 13-2 overall record and won its final 12 games before the 2020 season was suspended due to the coronavirus pandemic in March. The 12-game winning streak was the longest since 2008, while the 13-2 start marked the best start to a season since 2006.

Junior right-hander Liam Eddy was named the American Athletic Conference Pitcher of the Week for Feb. 17, while fellow junior right-hander Jake Hamilton was selected as one of Collegiate Baseball Newspaper's National Player of the Week on the same day.

Outfielder Couper Cornblum garnered Freshman All-American Honors from Collegiate Baseball News, becoming the first Freshman All-American for the Shockers since 2018 (Liam Eddy).

The Shockers broke into the Collegiate Baseball Top-30 poll March 9, and finished the season ranked 30th, marking the first time Wichita State appeared in a national poll since 2018.

WSU produced a 31-23 record in 2021, including an 18-13 mark in AAC play good for third place. The third-place finish was the Shockers best since entering the conference in 2017.

Wichita State picked up a trio of wins against ranked foes in 2021, knocking off #13 Arizona and twice besting #8 East Carolina. The Shockers also hosted the first-ever game at new Riverfront Stadium, downing Houston 10-1 in front 7,509 fans.

Following the 2022 season, former Shocker standout and assistant coach Loren Hibbs was named interim head coach after rejoining the staff as director of baseball operations.

Shockers in Professional Baseball

Wichita State has had 198 players who have gone on to professional baseball. While the Shockers' 1982 team is generally regarded as the most talented, the 2008 team holds the honor of producing more professional players than any other team (11). Forty-two Shockers have gone on the play in MLB.

Name	Year Signed	Organization Signed With	Present Team	Name	Year Signed	Organization Signed With	Present Team
Claude Hendrix.....	1908	Pittsburgh Pirates		Jeff Ryan	1999	Chicago Cubs	
Lloyd Bishop.....	1912	Cleveland Indians		Greg Bauer.....	2000	Los Angeles Dodgers	
Dick Sanders.....	1952	New York Yankees		Blake Blasi.....	2000	Chicago Cubs	
Don Lock.....	1957	New York Yankees		Koyie Hill.....	2000	LA Dodgers	
Dick Casidy.....	1960	San Francisco Giants		Tymber Lee.....	2000	Anaheim Angels	
Lanny Van Eman.....	1960	New York Yankees		Pat Magness.....	2000	Florida Marlins	
Gayle Bryant.....	1962	San Francisco Giants		Marc Neubauer.....	2000	Florida Marlins	
Dave Howard.....	1979	New York Mets		Brandon Sloan.....	2000	Florida Marlins	
Mike Davis.....	1980	New York Mets		Ben Keiter.....	2001	Texas Rangers	
Larry Groves.....	1980	Montreal Expos		Eric Absher.....	2001	River City Rascals	
Bob Bomerito.....	1981	New York Yankees		Justin Maureau.....	2002	Toronto Blue Jays	
Kurt Bradbury.....	1981	Cleveland Indians		Adam Peterson.....	2002	Toronto Blue Jays	
Joe Carter.....	1981	Chicago Cubs		Brian Burgamy.....	2002	San Diego Padres	
Terry Hayes.....	1981	Seattle Mariners		John Tetuan.....	2002	Colorado Rockies	
Keith Jones.....	1981	Texas Rangers		Randy Walter.....	2002	San Francisco Giants	
Chico Martin.....	1981	Texas Rangers		Ryan Owen.....	2002	Los Angeles Dodgers	
Bruce Morrison.....	1981	New York Yankees		Dustin Hawkins.....	2002	Houston Astros	
Don Heinkel.....	1982	Detroit Tigers		Reuben Kerbs.....	2003	Arizona Diamondbacks	
Charlie O'Brien.....	1982	Oakland A's		Mike Dennison.....	2003	Boston Red Sox	
Bryan Oelkers.....	1982	Minnesota Twins		Cody Clark.....	2003	Texas Rangers	
Phil Stephenson.....	1982	Oakland A's		David Sanders.....	2003	Boston Red Sox	
Jim Thomas.....	1982	Houston Astros		Tommy Hottovy.....	2004	Boston Red Sox	
Fred Carter.....	1983	New York Yankees		Drew Moffitt.....	2004	Baltimore Orioles	
Dave Lucas.....	1983	Montreal Expos		Nick Blasi.....	2004	Oakland A's	
Dave McClure.....	1983	Detroit Tigers		Logan Sorensen.....	2004	Boston Red Sox	
Russ Morman.....	1983	Chicago White Sox		Brandon Green.....	2004	Seattle Mariners	
Erik Sonberg.....	1983	Los Angeles Dodgers		Steve Uhlmsiek.....	2004	Seattle Mariners	
Jim Spring.....	1983	San Francisco Giants		Mike Pelfrey.....	2005	New York Mets	
Jim Daniel.....	1984	Kansas City Royals		Joe Muich.....	2005	New York Yankees	
Victor Dunn.....	1984	Baltimore Orioles		Phil Napolitan.....	2005	Detroit Tigers	
Loren Hibbs.....	1984	San Francisco Giants		Kris Johnson.....	2006	Boston Red Sox	
Troy Howerton.....	1984	Baltimore Orioles		Nick McCoola.....	2007	Sioux City Explorers	
Jeff Richardson.....	1984	Toronto Blue Jays		Damon Sublett.....	2007	New York Yankees	
Dan Juenke.....	1985	Independent		Derek Schermerhorn.....	2007	Chicago Cubs	
Greg LaFever.....	1985	Cleveland Indians		Matt Brown.....	2007	Cleveland Indians	
Rick Wrona.....	1985	Chicago Cubs		Noah Krol.....	2007	Detroit Tigers	
Gregg Schiffelbein.....	1985	Oakland A's		Jared Simon.....	2007	Slippery Rock Sliders	
Mark Behny.....	1986	St. Louis Cardinals		Noah Booth.....	2007	Tampa Bay Devil Rays	
Arnie Beveler.....	1986	Detroit Tigers		Kyle Touchatt.....	2007	Baltimore Orioles	
Terry Elliot.....	1986	St. Louis Cardinals		Travis Banwart.....	2007	Oakland A's	
Lyle Befort.....	1987	Pittsburgh Pirates		Ronnie Morales.....	2007	Chicago White Sox	
Kent Headley.....	1987	Kansas City Royals		Conor Gillaspie.....	2008	San Francisco Giants	
Kevin Kelly.....	1987	Atlanta Braves		Aaron Shafer.....	2008	Chicago Cubs	
Rich McIntyre.....	1987	Kansas City Royals		Anthony Capra.....	2008	Oakland A's	
Shawn Pumphrey.....	1987	Kansas City Royals		Kenny Williams Jr.....	2008	Chicago White Sox	
Tim Raley.....	1987	Milwaukee Brewers		Andy Dirks.....	2008	Detroit Tigers	
Shane Durham.....	1988	San Francisco Giants		Rob Musgrave.....	2008	San Diego Padres	
David Haas.....	1988	Detroit Tigers		Dusty Coleman.....	2008	Oakland A's	
Dan Raley.....	1988	Detroit Tigers		Josh Workman.....	2008	Detroit Tigers	
Mark Standiford.....	1988	San Francisco Giants		Tyler Weber.....	2008	Detroit Tigers	
Greg Brummett.....	1989	San Francisco Giants		Matt Smith.....	2008	Los Angeles Dodgers	
Mike McDonald.....	1989	San Francisco Giants		Khol Nanney.....	2008	Minnesota Twins	
Jim Newlin.....	1989	Seattle Mariners		Jordan Cooper.....	2010	Cleveland Indians	
Eric Wedge.....	1989	Boston Red Sox		Logan Hoch.....	2010	Detroit Tigers	
P.J. Forbes.....	1990	California Angels		Cody Lassley.....	2010	Toronto Blue Jays	
Mike Lansing.....	1990	Miami Miracle [Ind.]		Ryan Jones.....	2011	Los Angeles Angels	
Pat Meares.....	1990	Minnesota Twins		Tyler Grimes.....	2011	Minnesota Twins	
Jeff Williams.....	1990	Baltimore Orioles		Charlie Lowell.....	2011	Florida Marlins	
Jim Audley.....	1991	Baltimore Orioles		Brian Flynn.....	2011	Detroit Tigers	
Brian Buzard.....	1991	Cleveland Indians		Chris O'Brien.....	2011	Los Angeles Dodgers	
Tyler Green.....	1991	Philadelphia Phillies		Chance Sossamon.....	2011	Texas Rangers	
Billy Hall.....	1991	San Diego Padres		Tim Kelley.....	2012	Detroit Tigers	
Mike Jones.....	1991	Cincinnati Reds		Josh Smith.....	2012	Pittsburgh Pirates	
Darrin Paxton.....	1991	Montreal Expos		Mitch Mormann.....	2012	San Francisco Giants	
Todd Dreifort.....	1992	Montreal Expos		Brandon Peterson.....	2013	Minnesota Twins	
Scott McCloughan.....	1992	Toronto Blue Jays		Albert Minnis.....	2013	Houston Astros	
Doug Mirabelli.....	1992	San Francisco Giants		Casey Gillaspie.....	2014	Tampa Bay Rays	
Kennie Steenstra.....	1992	Chicago Cubs		A.J. Ladwig.....	2014	Detroit Tigers	
Jason White.....	1992	Oakland A's		Chase Simpson.....	2014	Pittsburgh Pirates	Cleburne Railroaders
Chris Wimmer.....	1992	San Francisco Giants		Tyler Baker.....	2014	Arizona D-backs	
Darren Dreifort.....	1993	Los Angeles Dodgers		Cale Elam.....	2014	Detroit Tigers	
Tony Mills.....	1993	Toronto Blue Jays		Dayne Parker.....	2014	Houston Astros	
Toby Smith.....	1993	Kansas City Royals		Sam Hilliard.....	2015	Colorado Rockies	Atlanta Braves
Jaime Bluma.....	1994	Kansas City Royals		Daniel Kihle.....	2015	Minnesota Twins	
Shane Dennis.....	1994	San Diego Padres		Isaac Anderson.....	2015	Los Angeles Dodgers	
Carl Hall.....	1994	Montreal Expos		Sam Tewes.....	2016	St. Louis Cardinals	
Joey Jackson.....	1994	California Angels		John Hayes.....	2016	Detroit Tigers	High Point Rockers
Jason Jordan.....	1994	Detroit Tigers		Chase Williams.....	2016	Milwaukee Brewers	
Jason Adams.....	1995	Houston Astros		Tanner Kirk.....	2016	Baltimore Orioles	
Mike Drumright.....	1995	Detroit Tigers		Ben Hecht.....	2017	Chicago Cubs	
Braden Looper.....	1996	St. Louis Cardinals		Reagan Biechler.....	2017	Colorado Rockies	
Chris Bauer.....	1996	Detroit Tigers		Zach Lewis.....	2017	Chicago White Sox	
Travis Wyckoff.....	1996	Florida Marlins		Landon Hollifield.....	2017	Milwaukee Brewers	
Randy Young.....	1996	Houston Astros		Alec Bohm.....	2018	Philadelphia Phillies	Philadelphia Phillies
Casey Blake.....	1996	Toronto Blue Jays		Greyson Jenista.....	2018	Atlanta Braves	Gwinnett Stripers
Brandon Baird.....	1996	Kansas City Royals		Codi Heuer.....	2018	Chicago White Sox	Chicago Cubs
Ben Thomas.....	1997	Minnesota Twins		Gunnar Troutwine.....	2018	Chicago White Sox	
Nathan Reese.....	1997	Florida Marlins		Chandler Sanburn.....	2018	Texas Rangers	
John Adams.....	1997	Arizona D-Backs		Dayton Dugas.....	2018	Detroit Tigers	
Zach Sorensen.....	1998	Cleveland Indians		Keylan Killgore.....	2018	Philadelphia Phillies	Clearwater Threshers
Casey Davis.....	1998	Milwaukee Brewers		Trey Vickers.....	2018	Washington Nationals	
Steve Foral.....	1998	Milwaukee Brewers		Tyler Jones.....	2018	Miami Marlins	
Marc Bluma.....	1999	Toronto Blue Jays		Cody Tyler.....	2018	San Diego Padres	
Ben Christensen.....	1999	Chicago Cubs		Luke Ritter.....	2019	New York Mets	Syracuse Mets
Tim Hayes.....	1999	Amarillo Dillas		Clayton McGinness.....	2019	Baltimore Orioles	Rome Baysox
Kevin Hooper.....	1999	Florida Marlins		Alex Segal.....	2019	Atlanta Braves	Bowie Braves
Brian Preston.....	1999	Montreal Expos		Mitchell Walters.....	2019	Tampa Bay Rays	Sioux Falls Canaries
Nate Robertson.....	1999	Florida Marlins		Alex Jackson.....	2021	Colorado Springs Snow Sox	Northern Colorado Owls

Shockers in Professional Baseball

Name	Year Signed	Organization Signed With	Present Team
Aaron Haase.....	2021	Detroit Tigers	Lakeland Flying Tigers
Paxton Wallace.....	2021	Los Angeles Angels	Northwest Arkansas Naturals

Shockers in Major League Baseball

Claude Hendrix

6-0 • 195

Bats R • Throws R

Major League Debut: June 7, 1911

Year	Team	ERA	W-L	SV	G-GS	CG	SHO	IP	H	R	ER	BB	SO
1911	Pitt.	2.73	4-6	1	22-12	6	1	118.2	85	52	36	53	57
1912	Pitt.	2.59	24-9	1	39-32	25	4	288.2	256	110	83	105	176
1913	Pitt.	2.84	14-15	3	42-25	17	2	241	216	95	76	89	138
1914	Chi. [FL]	1.69	29-10	5	49-37	34	6	362	262	91	68	77	189
1915	Chi. [FL]	3.00	16-15	4	40-31	26	5	285	256	120	95	84	107
1916	Chi. [NL]	2.68	8-16	2	36-24	15	3	218	193	81	65	67	117
1917	Chi. [NL]	2.60	10-12	1	40-21	13	1	215	202	94	62	72	81
1918	Chi. [NL]	2.78	20-7	0	32-27	21	3	233	229	87	72	54	86
1919	Chi. [NL]	2.62	10-14	0	33-25	15	2	206.1	208	79	60	42	69
1920	Chi. [NL]	3.58	9-12	0	27-23	12	0	203.2	216	101	81	54	72
Totals		2.65144-116	17360-257184	27	2371.12,123	910	698	697	1,092				

Lloyd Bishop

6-0 • 180

Bats R • Throws R

Major League Debut: Sept. 5, 1914

Year	Team	ERA	W-L	SV	G-GS	CG	SHO	IP	H	R	ER	BB	SO
1914	Clev.	5.63	0-1	0	3-1	0	0	8	14	5	5	3	1
Totals		5.63	0-1	0	3-1	0	0	8	14	5	5	3	1

Don Lock

6-2 • 202

Bats R • Throws R

Born: July 27, 1936

Major League Debut: July 17, 1962

Year	Team	Avg.	G	AB	R	H	2B	3B	HR	RBI	BB	SO	SB-A
1962	Wash.	.253	71	225	30	57	6	2	12	37	30	63	4-9
1963	Wash.	.252	149	531	71	134	20	1	27	82	70	151	7-10
1964	Wash.	.248	152	512	73	127	17	4	28	80	79	137	4-6
1965	Wash.	.215	143	418	52	90	15	1	16	39	57	115	1-4
1966	Wash.	.233	138	386	52	90	15	1	16	48	57	126	2-8
1967	Phil.	.252	112	313	46	79	13	1	14	51	43	98	9-14
1968	Phil.	.210	99	248	27	52	7	2	8	34	26	64	3-7
1968	Phil.	.000	4	4	0	0	1	0	1	0	0	1	0-0
1969	Bos.	.224	53	58	8	13	1	0	1	2	11	21	0-1
Totals		.238	921	2695	359	642	92	12	122	373	373	776	30-59

Bryan Oelkers

6-3 • 192

Bats L • Throws L

Born: March 11, 1961

Major League Debut: April, 9, 1983

Year	Team	ERA	W-L	SV	G-GS	CG	SHO	IP	H	R	ER	BB	SO
1983	Minn.	8.65	0-5	0	10-8	0	0	34.1	56	34	33	17	13
1986	Clev.	4.70	3-3	1	35-4	0	0	69	70	38	36	40	33
Totals		6.01	3-8	1	45-12	0	0	103.1	126	72	69	57	46

Joe Carter

6-3 • 215

Bats R • Throws R

Born: March 7, 1960

Major League Debut: July 30, 1983

Year	Team	Avg.	G	AB	R	H	2B	3B	HR	RBI	BB	SO	SB-A
1983	Chi. [NL]	.176	23	51	6	9	1	1	0	1	0	21	1-1
1984	Clev.	.275	66	244	32	67	6	1	13	41	11	48	2-6
1985	Clev.	.262	143	489	64	128	27	0	15	59	25	74	24-30
1986	Clev.	.302	162	663	108	200	36	9	29	121	32	95	29-36
1987	Clev.	.264	149	588	83	155	27	2	32	106	27	105	31-37
1988	Clev.	.271	157	621	85	168	36	6	27	98	35	82	27-32
1989	Clev.	.243	162	651	84	158	32	4	35	105	39	112	13-18
1990	S.D.	.232	162	634	79	147	27	1	24	115	48	93	22-28
1991	Tor.	.273	162	638	89	174	42	3	33	108	49	112	20-29
1992	Tor.	.264	158	622	97	164	30	7	34	119	36	109	12-17
1993	Tor.	.254	155	603	92	153	33	5	33	121	47	113	8-11
1994	Tor.	.271	111	435	70	118	25	2	27	103	33	64	11-11
1995	Tor.	.253	139	558	70	141	23	0	25	76	37	87	12-13
1996	Tor.	.253	157	625	84	158	35	7	30	107	44	106	7-13
1997	Tor.	.234	157	612	76	143	30	4	21	102	40	105	8-10
1998	Bal.	.247	85	283	36	70	15	1	11	34	18	48	3-4
	S.F.	.295	41	105	15	31	7	0	7	29	6	13	1-1
	Season	.260	126	388	51	101	22	1	18	63	24	61	4-5
Totals		.259	2,189	8,422	1,170	2,184	432	53	396	1,445	527	1,387	231-297

Charlie O'Brien

6-2 • 195

Bats R • Throws R

Born: May 1, 1960

Major League Debut: June 2, 1985

Year	Team	Avg.	G	AB	R	H	2B	3B	HR	RBI	BB	SO	SB-A
1985	Oak.	.273	16	11	3	3	1	0	0	1	3	3	0-0
1987	Mil.	.200	10	35	2	7	3	1	0	0	4	4	0-1
1988	Mil.	.220	40	118	12	26	6	0	2	9	5	16	0-1
1989	Mil.	.234	62	188	22	44	10	0	6	35	21	11	0-0
1990	Mil.	.186	46	145	11	27	7	2	0	11	11	26	0-0
	NY. [NL]	.162	28	68	6	11	3	0	0	9	10	8	0-0
	Season	.178	74	213	17	38	10	2	0	20	21	34	0-0
1991	NY [NL]	.185	69	168	16	31	6	0	2	14	17	25	0-2
1992	NY [NL]	.212	68	156	15	33	12	0	2	13	16	18	0-1
1993	NY [NL]	.255	67	188	15	48	11	0	4	23	14	14	1-2
1994	Atl.	.243	51	152	24	37	11	0	8	28	15	24	0-0
1995	Atl.	.227	67	198	18	45	7	0	9	23	29	40	0-1
1996	Tor.	.238	109	324	33	77	17	0	13	44	29	68	0-1
1997	Tor.	.218	69	225	22	49	15	1	4	27	22	45	0-2
1998	Chi. [AL]	.262	57	164	12	43	9	0	4	18	9	31	0-0
	Ana.	.182	5	11	1	2	0	0	0	0	1	2	0-0
	Season	.257	62	175	13	45	9	0	4	18	10	33	0-0
1999	Ana.	.097	27	62	3	6	0	0	1	4	1	12	0-0
2000	Mon.	.211	9	19	1	4	1	0	1	2	2	1	0-0
Totals		.221	800	2,232	216	493	119	4	56	261	209	354	1-11

Russ Morman

6-4 • 215

Bats R • Throws R

Born: April 28, 1962

Major League Debut: Aug. 3, 1986

Year	Team	Avg.	G	AB	R	H	2B	3B	HR	RBI	BB	SO	SB-A
1986	Chi. [AL]	.252	49	159	18	40	5	0	4	17	16	36	1-1
1988	Chi. [AL]	.240	40	75	8	18	2	0	0	3	3	17	0-0
1989	Chi. [AL]	.224	37	58	5	13	2	0	0	8	6	16	1-1
1990	K.C.	.270	12	37	5	10	4	2	1	3	3	3	0-0
1991	K.C.	.261	12	23	1	6	0	0	0	1	1	5	0-0
1994	Fla.	.212	13	33	2	7	0	1	1	2	2	9	0-0
1995	Fla.	.278	34	72	9	20	2	1	3	7	3	12	0-0
1996	Fla.	.167	6	6	0	1	1	0	0	0	1	2	0-0
1997	Fla.	.286	4	7	3	2	1	0	1	2	0	2	1-1
Totals		.249	207	470	51	117	17	4	10	43	35	102	3-3

Don Heinkel

6-0 • 185

Born: Oct. 20, 1959

Bats L • Throws R

Shockers in Major League Baseball

Phil Stephenson

6-1 • 185

Bats L • Throws L

Born: Sept. 19, 1960

Major League Debut: April 5, 1989

Year	Team	Avg.	G	AB	R	H	2B	3B	HR	RBI	BB	SO	SB-A
1989	Chi.	.143	17	21	0	3	0	0	0	0	2	3	1-1
	S.D.	.353	10	17	4	6	0	0	2	2	3	2	0-0
	Season	.237	27	38	4	9	0	0	2	2	5	5	1-1
1990	S.D.	.209	103	182	26	38	9	1	4	19	30	43	2-3
1991	S.D.	.286	11	7	0	2	0	0	0	0	2	3	0-0
1992	S.D.	.155	53	71	5	11	2	1	0	8	10	11	0-0
Totals		.201	194	298	35	60	11	2	6	29	47	62	3-4

Jeff Richardson

6-3 • 185

Bats R • Throws R

Born: April 29, 1963

Major League Debut: Sept. 19, 1990

Year	Team	ERA	W-L	SV	G-GS	CG	SHO	IP	H	R	ER	BB	SO
1990	Cal.	0.00	0-0	0	1-0	0	0	0.1	1	0	0	0	0
Totals		0.00	0-0	0	1-0	0	0	0.1	1	0	0	0	0

Eric Wedge

6-3 • 215

Bats R • Throws R

Born: Jan. 27, 1968

Major League Debut: Oct. 5, 1991

Year	Team	Avg.	G	AB	R	H	2B	3B	HR	RBI	BB	SO	SB-A
1991	Bos.	1.000	1	1	0	1	0	0	0	0	0	0	0-0
1992	Bos.	.250	27	68	11	17	2	0	5	11	13	18	0-0
1993	Col.	.182	9	11	2	2	0	0	0	1	0	4	0-0
1994	Bos.	.000	2	6	0	0	0	0	0	0	1	3	0-0
Totals		.233	39	86	13	20	2	0	5	12	14	25	0-0

David Haas

6-1 • 200

Born: October 19, 1965

Bats R • Throws R

Major League Debut: Sept. 8, 1991

Year	Team	ERA	W-L	SV	G-GS	CG	SHO	IP	H	R	ER	BB	SO
1991	Det.	6.75	1-0	0	11-0	0	0	10.2	8	8	8	12	6
1992	Det.	3.94	5-3	0	12-11	1	1	61.2	68	30	27	16	29
1993	Det.	6.11	1-2	0	20-0	0	0	28	45	20	19	8	17
Totals		4.84	7-5	0	43-11	1	1	100.1	121	58	54	36	52

Mike Lansing

6-0 • 180

Bats R • Throws R

Born: April 3, 1968

Major League Debut: April 7, 1993

Year	Team	Avg.	G	AB	R	H	2B	3B	HR	RBI	BB	SO	SB-A
1993	Mon.	.287	141	491	64	141	29	1	3	45	46	56	23-28
1994	Mon.	.266	106	394	44	105	21	2	5	35	30	37	12-20
1995	Mon.	.255	127	467	47	119	30	2	10	62	28	65	27-31
1996	Mon.	.285	159	641	99	183	40	2	11	53	44	85	23-31
1997	Mon.	.281	144	572	86	161	45	2	20	70	45	92	11-16
1998	Col.	.276	153	584	73	161	39	2	12	66	39	88	10-13
1999	Col.	.310	35	145	24	45	9	0	4	15	7	22	2-2
2000	Bos.	.194	49	139	10	27	4	0	0	13	7	26	0-0
2000	Col.	.258	90	365	62	94	14	6	11	47	31	49	8-10
2001	Bos.	.250	106	352	45	88	23	0	8	34	22	50	3-6
Totals		.271	1110	4150	554	1124	254	17	84	440	299	570	119-157

Tyler Green

6-5 • 208

Bats R • Throws R

Born: Feb. 18, 1970

Major League Debut: April 9, 1993

Year	Team	ERA	W-L	SV	G-GS	CG	SHO	IP	H	R	ER	BB	SO
1993	Phil.	7.36	0-0	0	3-2	0	0	7.1	16	9	6	5	7
1995	Phil.	5.31	8-9	0	26-25	4	2	140.2	157	86	83	66	85
1997	Phil.	4.93	4-4	0	14-14	0	0	76.2	72	50	42	45	58
1998	Phil.	5.03	6-12	0	27-27	0	0	159.1	142	97	89	85	113
Totals		5.16	18-25	0	70-68	4	2	384.0	387	242	220	201	263

Pat Meares

6-0 • 185

Bats R • Throws R

Born: Sept. 6, 1968

Major League Debut: May 5, 1993

Year	Team	Avg.	G	AB	R	H	2B	3B	HR	RBI	BB	SO	SB-A
1993	Minn.	.251	111	346	33	87	14	3	0	33	7	52	4-9
1994	Minn.	.266	80	229	29	61	12	1	2	24	14	50	5-6
1995	Minn.	.269	116	390	57	105	19	4	12	49	15	68	10-14
1996	Minn.	.267	152	517	66	138	26	7	8	67	17	90	9-13
1997	Minn.	.276	134	439	63	121	23	3	10	60	18	86	7-14
1998	Minn.	.260	149	543	56	141	26	3	9	70	24	86	7-11
1999	Pitt.	.308	21	91	15	28	4	0	0	7	9	20	0-0
2000	Pitt.	.240	132	462	55	111	22	2	13	47	36	91	1-1
2001	Pitt.	.211	87	270	27	57	11	1	4	25	10	45	0-2
Totals		.258	982	3287	401	849	157	24	58	382	150	588	43-70

Greg Brummett

6-0 • 180

Bats R • Throws R

Born: April 20, 1967

Major League Debut: May 29, 1993

Year	Team	ERA	W-L	SV	G-GS	CG	SHO	IP	H	R	ER	BB	SO
1993	Minn.	5.74	2-1	0	5-5	0	0	26.2	29	17	17	15	10
	S.F.	4.70	2-3	0	8-8	0	0	46	53	25	24	13	20
	Season	5.08	4-4	0	13-13	0	0	72.2	82	42	41	28	30
Totals		5.08	4-4	0	13-13	0	0	72.2	82	42	41	28	30

Darren Dreifort

6-2 • 205

Bats R • Throws R

Born: May 18, 1972

Major League Debut: April 7, 1994

Year	Team	ERA	W-L	SV	G-GS	CG	SHO	IP	H	R	ER	BB	SO
1994	L.A.	6.21	0-5	6	27-0	0	0	29	45	21	20	15	22
1996	L.A.	4.94	1-4	0	19-0	0	0	23.2	23	13	13	12	24
1997	L.A.	2.86	5-2	4	48-0	0	0	63	45	21	20	34	63
1998	L.A.	4.00	8-12	0	32-26	1	1	180	171	84	80	57	168
1999	L.A.	4.79	13-13	0	30-29	1	1	178.2	177	105	95	76	140
2000	L.A.	4.16	12-9	0	32-32	1	1	192.2	175	105	89	87	164
2001	L.A.	5.13	4-7	0	16-16	0	0	94.2	89	62	54	47	91
2003	L.A.	4.03	4-4	0	10-10	0	0	60.1	58	29	27	25	67
2004	L.A.	4.44	1-4	1	60-0	0	0	50.2	43	25	25	36	63
Totals		4.36	48-60	11	274-113	3	3	872.2	826	465	423	389	802

Jaime Bluma

5-11 • 195

Bats R • Throws R

Born: May 18, 1972

Major League Debut: Aug. 9, 1996

Year	Team	ERA	W-L	SV	G-GS	CG	SHO	IP	H	R	ER	BB	SO
1996	KC	3.60	0-0	5	17-0	0	0	20	18	9	8	4	14
Totals		3.60	0-0	5	17-0	0	0	20	18	9	8	4	14

Doug Mirabelli

6-1 • 205

Bats R • Throws R

Born: Oct. 18, 1970

Major League Debut: Aug. 27, 1996

Year	Team	Avg.	G	AB	R	H	2B	3B	HR	RBI	BB	SO	SB-A
1996	S.F.	.222	9	18	2	4							

Shockers in Major League Baseball

Braden Loooper

Bats R • Throws R

Born: Oct. 28, 1974

Major League Debut: March 31, 1998

Year	Team	ERA	W-L	SV	G-GS	CG	SHO	IP	H	R	ER	BB	SO
1998	St. Louis	5.40	0-1	0	4-0	0	0	3.1	5	4	2	1	4
1999	Fla.	3.80	3-3	0	72-0	0	0	83.0	96	43	35	31	50
2000	Fla.	4.41	5-1	2	73-0	0	0	67.1	71	41	33	36	29
2001	Fla.	3.55	3-3	3	71-0	0	0	71.0	63	28	28	30	52
2002	Fla.	3.14	2-5	13	78-0	0	0	86.0	73	31	30	28	55
2003	Fla.	3.68	6-4	28	74-0	0	0	80.2	82	34	33	29	56
2004	N.Y. [NL]	2.70	2-5	29	71-0	0	0	83.1	86	28	25	16	60
2005	N.Y. [NL]	3.94	4-7	28	60-0	0	0	59.1	65	31	26	22	27
2006	St. Louis	3.56	9-3	0	69-0	0	0	73.1	76	30	29	20	41
2007	St. Louis	4.94	12-12	0	31-30	0	0	175.0	183	100	96	51	87
2008	St. Louis	4.16	12-14	0	33-33	1	1	199.0	216	101	92	45	108
2009	Milwaukee	5.22	14-7	0	34-34	0	0	194.2	226	123	113	64	100
Totals		4.15	72-65	103	670-97	1	1	1176.0	1242	594	542	373	669

Kennie Steenstra

6-5 • 220

Bats R • Throws R

Born: Oct. 13, 1970

Major League Debut: May 21, 1998

Year	Team	ERA	W-L	SV	G-GS	CG	SHO	IP	H	R	ER	BB	SO
1998	Chi. [NL]	10.80	0-0	0	4-0	0	0	3.1	7	4	4	1	4
Totals		10.80	0-0	0	4-0	0	0	3.1	7	4	4	1	4

P.J. Forbes

Bats R • Throws R

Born: Sept. 22, 1967

Major League Debut: July 21, 1998

Year	Team	Avg.	G	AB	R	H	2B	3B	HR	RBI	BB	SO	SB-A
1998	Bal.	.100	9	10	0	1	0	0	0	2	0	0	0-0
2001	Phil.	.286	3	7	1	2	0	0	0	1	0	2	0-0
Totals		.176	12	17	1	3	0	0	0	3	0	2	0-0

Casey Blake

6-2 • 190

Bats R • Throws R

Born: Aug. 23, 1973

Major League Debut: Aug. 14, 1999

Year	Team	Avg.	G	AB	R	H	2B	3B	HR	RBI	BB	SO	SB-A
1999	Tor.	.256	14	39	6	10	2	0	1	1	2	7	0-0
2000	Minn.	.188	7	16	1	3	2	0	0	1	3	7	0-0
2001	Balt.	.133	6	15	2	2	0	0	1	2	1	4	2-2
2001	Minn.	.318	13	22	1	7	1	0	0	2	3	8	1-1
2002	Minn.	.200	9	20	2	4	1	0	0	1	2	7	0-0
2003	Clev.	.257	152	557	80	143	35	0	17	67	38	109	7-16
2004	Clev.	.271	152	587	93	159	36	3	28	88	68	139	5-13
2005	Clev.	.241	147	523	72	126	32	1	23	58	43	116	4-9
2006	Clev.	.282	109	401	63	113	20	1	19	68	45	93	6-6
2007	Clev.	.270	156	588	81	159	36	4	18	78	54	123	4-9
2008	Clev.	.289	94	325	46	94	24	0	11	58	33	68	2-2
	L.A. [NL]	.251	58	211	25	53	12	1	10	23	16	52	1-1
	Total	.274	152	536	71	147	36	1	21	81	49	120	3-3
2009	L.A. [NL]	.280	139	485	84	136	25	6	18	79	63	116	3-7
2010	L.A. [NL]	.248	146	509	56	126	28	1	17	64	48	138	0-4
2011	L.A. [NL]	.252	63	202	32	51	10	1	4	26	26	50	1-3
Totals		.264	1265	4500	644	1186	264	18	167	616	445	1037	36-73

Nate Robertson

6-2 • 215

Bats R • Throws L

Born: Sept. 3, 1977

Major League Debut: Sept. 7, 2002

Year	Team	ERA	W-L	SV	G-GS	CG	SHO	IP	H	R	ER	BB	SO
2002	Fla.	11.88	0-1	0	6-1	0	0	8.1	15	11	11	4	3
2003	Det.	5.44	1-2	0	8-8	0	0	44.2	55	27	27	23	33
2004	Det.	4.90	12-10	1	34-32	1	0	196.2	210	116	107	66	155
2005	Det.	4.48	7-16	0	32-32	2	0	196.2	202	113	98	65	122
2006	Det.	3.84	13-13	0	32-32	1	0	208.2	206	98	89	67	137
2007	Det.	4.76	9-13	0	30-30	0	0	177.2	199	98	94	63	119
2008	Det.	6.35	7-11	0	32-28	0	0	168.2	218	124	119	62	108
2009	Det.	5.44	2-3	0	28-6	0	0	49.2	59	33	30	28	35
2010	Fla.	5.47	6-8	0	19-18	0	0	100.1	110	70	61	40	61
	Phil.	54.00	0-0	0	2-0	0	0	1.0	5	6	6	2	2
	Total	5.95	6-8	0	21-18	0	0	101.1	115	76	67	42	63
Totals		5.01	57-77	1223-187	4	0	1152.1	1279	696	642	420	775	

Zach Sorensen

6-0 • 190

Bats S • Throws R

Born: Jan. 3, 1977

Major League Debut: June 3, 2003

Year	Team	Avg.	G	AB	R	H	2B	3B	HR	RBI	BB	SO	SB-A
2003	Clev.	.135	36	37	2	5	1	0	1	2	7	13	0-3
2005	L.A. [AL]	.167	12	12	3	2	1	0	0	0	0	2	0-0
Totals		.143	48	49	5	7	2	0	1	2	7	15	0-3

Koyie Hill

6-0 • 190

Bats S • Throws R

Born: March 9, 1979

Major League Debut: Sept. 5, 2003

Year	Team	Avg.	G	AB	R	H	2B	3B	HR	RBI	BB	SO	SB-A
2003	L.A.	.333	3	3	0	1	1	0	0	0	0	2	0-0
2004	L.A./Ariz.	.250	13	36	3	9	1	0	1	6	2	6	1-1
2005	Ariz.	.218	34	78	6	17	5	0	0	6	11	27	0-1
2007	Chi. [NL]	.161	36	93	7	15	4	0	2	12	8	18	0-0
2008	Chi. [NL]	.095	10	21	0	2	1	0	0	1	0	12	0-0
2009	Chi. [NL]	.237	83	253	26	60	12	2	2	24	27	78	0-0
2010	Chi. [NL]	.214	77	215	18	46	13	1	1	17	12	61	1-1
2011	Chi. [NL]	.194	46	134	15	26	3	1	2	9	14	40	1-1
2012	Chi. [NL]	.179	11	39	3	7	1	0	0	1	0	7	0-0
2013	Miami	.155	18	58	3	9	2	0	0	0	2	18	0-0
2014	Philadelphia	.238	10	21	2	5	1	0	0	1	1	5	0-0
Totals		.207	341	951	83	197	44	4	8	77	77	274	3-4

Adam Peterson

6-3 • 220

Bats R • Throws R

Born: May 18, 1979

Major League Debut: June 24, 2004

Year	Team	ERA	W-L	SV	G-GS	CG	SHO	IP	H	R	ER	BB	SO
2004	Tor.	16.87	0-0	0	3-0	0	0	2.2	7	5	5	3	2
Totals		16.87	0-0	0	3-0	0	0	2.2	7	5	5	3	2

Kevin Hooper

5-10 • 160

Bats R • Throws R

Born: Dec. 7, 1976

Major League Debut: July 9, 2005

Year	Team	Avg.	G	AB	R	H	2B	3B	HR	RBI	BB	SO	SB-A
2005	Det.	.200	6	5	0	1	0	0	0	0	0	1	0-0
2006	Det.	.000	8	3	1	0	0	0	0	0	1	1	0-0
Totals		.125	14	8	1	1	0	0	0	0	1	1	0-0

Mike Pelfrey

Shockers in Major League Baseball

Conor Gillaspie

6-1 • 200

Bats L • Throws R

Born: July 18, 1987

Major League Debut: Sept. 9, 2008

Year	Team	Avg.	G	AB	R	H	2B	3B	HR	RBI	BB	SO	SB-A
2008	S.F.	.200	8	5	1	1	0	0	0	0	2	0	0-0
2011	S.F.	.263	15	19	2	5	0	0	1	2	2	1	0-0
2012	S.F.	.150	6	20	2	3	1	0	0	2	0	2	0-0
2013	Chi. [AL]	.245	134	408	46	100	14	3	13	40	37	79	0-1
2014	Chi. [AL]	.282	130	464	50	131	31	5	7	57	36	78	0-4
2015	Chi. [AL]	.237	58	173	10	41	11	1	3	15	9	34	0-1
	L.A. [AL]	.203	17	64	4	13	4	1	1	9	4	13	0-0
	Total	.228	75	237	14	54	15	2	4	24	13	47	0-1
2016	S.F.	.262	101	191	24	50	8	4	6	25	12	28	1-3
2017	S.F.	.163	44	80	8	13	4	0	2	8	5	10	0-0
Totals		.251	513	1424	147	357	73	14	33	158	107	245	1-9

Andy Dirks

6-0 • 195

Bats L • Throws L

Born: January 24, 1986

Major League Debut: May 16, 2011

Year	Team	Avg.	G	AB	R	H	2B	3B	HR	RBI	BB	SO	SB-A
2011	Det.	.251	78	219	34	55	13	0	7	28	11	36	5-7
2012	Det.	.322	88	314	56	101	18	5	8	35	23	53	1-2
2013	Det.	.256	131	438	60	112	16	2	9	37	42	84	7-8
Totals		.276	297	971	150	268	47	7	24	100	76	173	13-17

Tommy Hottovy

6-1 • 195

Bats L • Throws L

Born: July 9, 1981

Major League Debut: June 3, 2011

Year	Team	ERA	W-L	SV	G-GS	CG	SHO	IP	H	R	ER	BB	SO
2011	Bos.	6.75	0-0	0	8-0	0	0	4.0	4	3	3	3	2
2012	K.C.	2.89	0-0	0	9-0	0	0	9.1	11	3	3	5	6
Totals		4.05	0-0	0	17-0	0	0	13.1	5	6	6	8	8

Kris Johnson

6-4 • 195

Bats L • Throws L

Born: Oct. 14, 1984

Major League Debut: Aug. 18, 2013

Year	Team	ERA	W-L	SV	G-GS	CG	SHO	IP	H	R	ER	BB	SO
2013	Pittsburgh	6.10	0-2	0	4-1	0	0	10.1	12	7	7	4	9
2014	Minn.	4.73	0-1	0	3-3	0	0	13.1	17	7	7	9	12
Totals		5.32	0-3	0	7-4	0	0	23.2	29	14	14	13	21

Cody Clark

6-3 • 200

Bats R • Throws R

Born: Sept. 14, 1981

Major League Debut: Aug. 23, 2013

Year	Team	Avg.	G	AB	R	H	2B	3B	HR	RBI	BB	SO	SB-A
2013	Houston	.105	16	38	1	4	1	0	0	0	1	15	0-0
Totals		.105	16	38	1	4	1	0	0	0	1	15	0-0

Brian Flynn

6-7 • 240

Bats L • Throws L

Born: April 19, 1990

Major League Debut: Sept. 4, 2013

Year	Team	ERA	W-L	SV	G-GS	CG	SHO	IP	H	R	ER	BB	SO
2013	MIA	8.50	0-2	0	4-4	0	0	18.0	27	17	17	13	15
2014	MIA	9.00	0-1	0	2-1	0	0	7.0	12	7	7	3	6
2016	K.C.	2.60	1-2	0	36-1	0	0	55.1	38	19	16	23	44
2017	K.C.	3.86	0-0	0	1-0	0	0	2.1	3	1	1	0	0
2018	K.C.	4.04	3-5	1	48-0	0	0	75.2	87	37	34	35	47
2019	K.C.	5.22	2-2	0	11-1	0	0	29.1	38	18	17	17	22
Totals		4.41	6-12	1	102-7	0	0	187.2	205	99	92	91	134

Dusty Coleman

6-2 • 205

Bats R • Throws R

Born: April 20, 1987

Major League Debut: July 3, 2015

Year	Team	Avg.	G	AB	R	H	2B	3B	HR	RBI	BB	SO	SB-A
2015	K.C.	.000	4	5	0	0	0	0	0	0	0	3	0-0
2017	S.D.	.227	27	66	6	15	3	0	4	9	2	33	1-1
Totals		.211	31	71	6	15	3	0	4	9	2	36	1-1

Josh Smith

6-3 • 200

Bats L • Throws L

Born: October 11, 1989

Major League Debut: May 25, 2019

Year	Team	ERA	W-L	SV	G-GS	CG	SHO	IP	H	R	ER	BB	SO
2019	Cle.	5.40	0-0	0	8-0	0	0	8.1	8	5	5	8	12
2019	Miami	8.31	0-0	0	6-0	0	0	4.1	3	4	4	3	2
2020	Miami	10.80	0-0	0	2-0	0	0	1.2	2	2	2	1	4
Totals		6.91	0-0	0	16-0	0	0	14.1	13	11	11	12	18

Sam Hilliard

6-5 • 238

Bats L • Throws L

Born: February 21, 1994

Major League Debut: August 27, 2019

Year	Team	Avg.	G	AB	R	H	2B	3B	HR	RBI	BB	SO	SB-A
2019	Col.	.273	27	77	13	21	4	2	7	13	9	23	2-2
2020	Col.	.210	36	105	13	22	2	2	6	10	9	42	3-3
2021	Col.	.215	81	214	32	46	7	2	14	34	23	87	5-5
2022	Col.	.184	70	174	26	32	6	1	2	14	23	57	5-6
Totals		.212	214	570	84	121	19	7	29	71	64	209	15-16

Alec Bohm

6-5 • 218

Bats R • Throws R

Born: August 3, 1996

Major League Debut: August 13, 2020

Year	Team	Avg.	G	AB	R	H	2B	3B	HR	RBI	BB	SO	SB-A
2020	Phi.	.338	44	160	24	54	11	0	4	23	16	36	1-2
2021	Phi.	.247	115	380	46	94	15	0	7	47	31	111	4-4
2022	Phi.	.280	152	631	79	164	24	3	13	72	31	110	2-5
Totals		.277	311	1126	149	312	50	3	24	142	78	257	7-11

Codi Heuer

6-5 • 200

Bats R • Throws R

Born: July 3, 1996

Major League Debut: July 24, 2020

Year	Team	ERA	W-L	SV	G-GS	CG	SHO	IP	H	R	ER	BB	SO
2020	CHW	1.52	3-0	1	21-0	0	0	23.2	12	4	4	9	25
2021	CHW	5.12	4-1	0	40-0	0	0	38.2	45	22	22	10	39
2021	CHC	3.14	3-3	2	25-0	0	0	28.2	20	12	10	13	17
Totals		3.56	10-4	3	86-0	0	0	91.0	77	38	36	32	81

A.J. Ladwig

6-5 • 220

Bats R • Throws R

Born: December 24, 1992

Major League Debut: August 13, 2022

Year	Team	ERA	W-L	SV	G-GS	CG	SHO	IP	H	R	ER	BB	SO
2022	MIA	10.80	0-0	0	1-0	0	0	3.1	6	4	4	0	0
Totals		10.80	0-0	0	1-0	0	0	3.1	6	4	4	0	0

Wichita State MLB Draft Picks

First-Round Shockers

Year	Player	Team	Rd (Pick)
1972	Joseph Krsnich, INF	Yankees	1st [13]
1981	Joe Carter, OF	Cubs	1st [2]
1982	Bryan Oelkers, RHP	Twins	1st [4]
1983	Erik Sonberg, LHP	Dodgers	1st [18]
1983	Russ Morman, OF	White Sox	1st [28]
1991	Tyler Green, RHP	Phillies	1st [10]
1993	Darren Dreifort, RHP	Dodgers	1st [2]
1995	Mike Drumright, RHP	Tigers	1st [11]
1996	Braden Looper, RHP	Cardinals	1st [3]
1999	Ben Christensen, RHP	Cubs	1st [26]
2005	Mike Pelfrey, RHP	Mets	1st [9]
2006	Kris Johnson, LHP	Red Sox	1st [40]
2008	Conor Gillaspie, 3B	Giants	1st [37]
2014	Casey Gillaspie, 1B	Rays	1st [20]
2018	Alec Bohm, 3B	Phillies	1st [3]

1967

Kenneth Dean, RHP	Indians	57 [910]
-------------------	---------	----------

1972

Joseph Krsnich, INF	Yankees	1 [13]
---------------------	---------	--------

1979

David Howard, OF	Mets	4 [80]
------------------	------	--------

1980

Keith Jones, OF	Mets	26 [642]
Mike Davis, 2B	Mets	4 [78]

1981

Bob Bomerito, 3B	Yankees	32 [784]
Charlie O'Brien, C	Mariners	21 [520]
Keith Jones, OF	Rangers	15 [372]
Terry Hayes, LHP	Mariners	10 [234]
Phil Stephenson, 1B	Expos	5 [121]
Joe Carter, OF	Cubs	1 [2]

1982

Don Heinkel, RHP	Tigers	30 [752]
Loren Hibbs, OF	Rangers	12 [304]
Jim Thomas, 2B	Astros	9 [225]
Charlie O'Brien, C	Athletics	5 [132]
Phil Stephenson, 1B	Athletics	3 [30]
Bryan Oelkers, LHP	Twins	1 [4]

1983

Kevin Penner, OF	Rangers	48 [825]
David Lucas, SS	Expos	32 [766]
Jim Spring, 2B	Giants	22 [558]
Loren Hibbs, OF	Expos	22 [556]
David McClure, C	Tigers	10 [251]
Russ Morman, OF	White Sox	1 [28]
Erik Sonberg, LHP	Dodgers	1 [18]

1984

Troy Howerton, LHP	Orioles	16 [417]
Greg LaFever, RHP	Reds	11 [267]
Loren Hibbs, OF	Giants	10 [245]
Jimmy Daniel, RHP	Royals	4 [96]

1985

Greg LaFever, RHP	Indians	14 [349]
Rick Wrona, C	Cubs	5 [130]

1986

Mark Behny, RHP	Cardinals	13 [338]
-----------------	-----------	----------

1987

Kent Headley, OF	Royals	47 [1,030]
Timothy Raley, C	Brewers	27 [702]
David Haas, RHP	Blue Jays	18 [465]
Kevin Kelly, LHP	Braves	9 [220]

1988

Eddy Durham, LHP	Giants	20 [516]
Mark Standiford, 2B	Giants	16 [412]
Dave Haas, RHP	Tigers	15 [395]

1989

Brian Morrow, OF	Mariners	53 [1,317]
Mike McDonald, OF	Giants	29 [752]
Jim Newlin, RHP	Mariners	12 [299]
Greg Brummett, RHP	Giants	11 [284]
Mike Lansing, SS	Orioles	9 [219]
Eric Wedge, C	Red Sox	3 [83]

1990

P.J. Forbes, 2B	Angels	20 [556]
Pat Meares, 3B	Twins	12 [329]
Mike Lansing, SS	Miami	6 [155]
Jeff Williams, RHP	Orioles	2 [69]

1991

Brian Buzard, LHP	Indians	41 [1,073]
Darrin Paxton, RHP	Expos	39 [1,023]
Michael Jones, C	Reds	17 [457]
Billy Hall, 2B	Padres	17 [445]
Jim Audley, OF	Orioles	13 [342]
Tyler Green, RHP	Phillies	1 [10]

1992

Jason White, 1B	Athletics	28 [788]
Todd Dreifort, OF	Expos	22 [603]
Kennie Steenstra, RHP	Cubs	12 [331]
Scot McCloughan, 3B	Blue Jays	10 [289]
Chris Wimmer, SS	Giants	8 [215]
Doug Mirabelli, C	Giants	5 [131]

1993

Toby Smith, 1B	Royals	32 [889]
Shane Dennis, LHP	Blue Jays	16 [462]
Jaime Bluma, RHP	Astros	7 [196]
Darren Dreifort, RHP	Dodgers	1 [2]

1994

Joey Jackson, 2B	Angels	45 [1,234]
Mike Brandley, LHP	Expos	38 [1,064]
Jason Jordan, RHP	Tigers	17 [473]
Carl Hall, 2B	Expos	11 [308]
Shane Dennis, LHP	Padres	7 [178]
Jaime Bluma, RHP	Royals	3 [79]

1995

Casey Blake, 3B	Yankees	45 [1,259]
Randy Young, OF	Mets	44 [1,225]
Jason Adams, SS	Astros	9 [249]
Chris Bauer, RHP	Phillies	7 [185]
Mike Drumright, RHP	Tigers	1 [11]

1996

Brandon Baird, LHP	Royals	24 [709]
Casey Davis, OF	Rangers	23 [683]
Randy Young, OF	Astros	16 [474]
Travis Wyckoff, LHP	Marlins	11 [314]
Casey Blake, 3B	Blue Jays	7 [189]
Chris Bauer, RHP	Tigers	6 [161]
Braden Looper, RHP	Cardinals	1 [3]

1997

John Adams, OF	D'backs	27 [833]
Ben Thomas, LHP	Twins	8 [243]

1998

Kevin Hooper, 2B	Indians	49 [1,422]
Casey Davis, OF	Brewers	30 [896]

Marc Bluma, RHP	Twins	21 [619]
Nate Robertson, LHP	White Sox	15 [449]
Zach Sorensen, SS	Indians	2 [63]

1999

Greg Bauer, RHP	Royals	47 [1,388]
Jeff Ryan, SS	Cubs	37 [1,130]
Pat Magness, 1B	Royals	47 [691]
Tymber Lee, RHP	Dodgers	16 [494]
Brian Preston, C	Expos	14 [420]
Marc Bluma, RHP	Blue Jays	13 [403]
Kevin Hooper, 2B	Marlins	8 [236]
Nate Robertson, LHP	Marlins	5 [146]
Brandon Sloan, RHP	White Sox	4 [129]
Ben Christensen, RHP	Cubs	1 [26]

2000

Tymber Lee, RHP	Angels	35 [1,040]
Greg Bauer, RHP	Dodgers	22 [657]
Adam Peterson, RHP	Royals	15 [434]
Pat Magness, 1B	Marlins	12 [341]
Blake Blasi, 2B	Cubs	10 [283]
Brandon Sloan, RHP	Marlins	7 [191]
Koyie Hill, C	Dodgers	4 [117]

2001

Justin McCarty, OF	Cubs	35 [1,038]
Adam Peterson, RHP	Yankees	8 [245]
Ben Keiter, RHP	Rangers	6 [171]

2002

Dustin Hawkins, OF	Astros	37 [1,121]
Reuben Kerbs, LHP	Expos	31 [917]
Ryan Owen, C	Dodgers	12 [361]
Randy Walter, OF	Giants	9 [277]
Brian Burgamy, 2B	Padres	9 [265]
John Tetuan, RHP	Rockies	9 [261]
Adam Peterson, RHP	Blue Jays	4 [116]
Justin Maureau, LHP	Blue Jays	3 [86]

2003

David Sanders, LHP	Red Sox	30 [894]
Drew Moffitt, OF	Red Sox	25 [744]
Mike Dennison, RHP	Red Sox	21 [624]
Reuben Kerbs, LHP	D'backs	16 [486]
Cody Clark, C	Rangers	11 [316]

2004

Logan Sorensen, 1B	Red Sox	19 [575]
Brandon Green, SS	Mariners	19 [573]
Nick Blasi, OF	Athletics	12 [367]
Steve Uhlmansiek, LHP	Mariners	12 [363]
Drew Moffitt, OF	Orioles	10 [289]
Tommy Hottovy, LHP	Red Sox	4 [125]

2005

Joe Muich, C	Yankees	12 [379]
Mike Pelfrey, RHP	Mets	1 [9]

2006

Kris Johnson, LHP	Red Sox	1 [40]
-------------------	---------	--------

2007

Ronnie Morales, LHP	White Sox	45 [1,342]
Kyle Touchatt, RHP	Orioles	34 [1,026]
Kenny Williams Jr., OF	Rockies	32 [971]
Josh Workman, 2B	Twins	23 [722]
Noah Krol, RHP	Tigers	17 [541]
Matt Brown, OF	Indians	13 [407]
Damon Sublett, 2B	Yankees	7 [244]
Travis Banwart, RHP	Athletics	4 [150]

Wichita State MLB Draft Picks

2008

Josh Workman, 2B	Tigers	38 [1,153]
Tyler Weber, C	Tigers	30 [913]
Dusty Coleman, SS	Athletics	28 [844]
Matt Smith, RHP	Dodgers	22 [667]
Rob Musgrave, LHP	Padres	14 [435]
Andy Dirks, OF	Tigers	8 [253]
Kenny Williams Jr., OF	White Sox	6 [180]
Anthony Capra, LHP	Athletics	4 [124]
Aaron Shafer, RHP	Cubs	2 [65]
Conor Gillaspie, 3B	Giants	1 [37]

2009

Ryan Jones, OF	D'backs	39 [1,176]
----------------	---------	------------

2010

Grant Muncrief, RHP	Twins	37 [1,125]
Logan Hoch, LHP	Tigers	30 [913]
Jordan Cooper, RHP	Indians	9 [270]

2011

Johnny Coy, 1B	Blue Jays	45 [1,369]
Josh Smith, LHP	Brewers	26 [791]
Mitch Mormann, RHP	Tigers	25 [767]
Chance Sossamon, RHP	Rangers	21 [654]
Chris O'Brien, C	Dodgers	18 [554]
Brian Flynn, LHP	Tigers	7 [227]
Charlie Lowell, LHP	Marlins	6 [193]
Tyler Grimes, SS	Twins	5 [178]

2012

Josh Smith, LHP	Pirates	25 [766]
-----------------	---------	----------

2013

Albert Minnis, LHP	Astros	25 [737]
Brandon Peterson, RHP	Twins	13 [380]

2014

Tyler Baker, C	D'backs	15 [450]
Chase Simpson, 3B	Pirates	14 [431]
A.J. Ladwig, RHP	Tigers	11 [340]
Casey Gillaspie, 1B	Rays	1 [20]

2015

Sam Hilliard, OF	Rockies	15 [437]
Daniel Kihle, OF	Twins	18 [530]
Willie Schwanke, RHP	Brewers	22 [661]
Chase Williams, RHP	Padres	25 [747]
Isaac Anderson, RHP	Dodgers	40 [1,212]

2016

Sam Tewes, RHP	Cardinals	8 [256]
John Hayes, RHP	Tigers	25 [745]
Chase Williams, RHP	Brewers	35 [1,041]
Tanner Kirk, 2B	Orioles	35 [1,051]

2017

Ben Hecht, RHP	Cubs	12 [375]
Reagan Biechler, LHP	Rockies	31 [926]

2018

Alec Bohm, 3B	Phillies	1 [3]
Greyson Jenista, OF	Braves	2 [49]
Codi Heuer, RHP	White Sox	6 [168]
Gunnar Troutwine, C	White Sox	9 [258]
Chandler Sanburn, RHP	Rangers	9 [269]
Dayton Dugas, OF	Tigers	16 [465]
Keylan Killgore, LHP	Phillies	17 [497]
Trey Vickers, SS	Nationals	30 [911]
Cody Tyler, LHP	Padres	32 [951]
Luke Ritter, OF	Twins	37 [1,114]

2019

Luke Ritter, 2B	Mets	7 [208]
Clayton McGinness, RHP	Orioles	20 [588]
Jake Hamilton, RHP	Rangers	21 [625]
Alex Segal, LHP	Braves	22 [667]
Mitchell Walters, RHP	Rays	35 [1,058]

2021

Aaron Haase, RHP	Tigers	17 [495]
------------------	--------	----------

2022

Brock Rodden, 2B	Athletics	10 [304]
------------------	-----------	----------

Wichita State Milestone Victories

Win	Significance
No. 1 – WSU 14, Chilocco Indian Scool 2 [1901]	First Victory
No. 100 – WSU 7, Baker 4 [1914]	100th Victory
No. 118 – WSU 9, Tulsa 6 [1950]	First Valley Victory
No. 200 – WSU 7, College of Emporia [1961]	200th Victory
No. 277 – WSU 7, Dallas 4 [1978]	Stephenson's 1st Victory
No. 300 – WSU 6, Oklahoma City 2 [1978]	300th Victory
No. 400 – WSU 8, Illinois 5 [1980]	400th Victory
No. 437 – WSU 12, Southern Illinois 1 [1980]	1st MVC Tourn. Champ.
No. 493 – WSU 7, Clemson 2 [1981]	1st NCAA Reg. Victory
No. 500 – WSU 16, Fort Hayes State 0 [1982]	500th Victory
No. 562 – WSU 8, New Orleans 1 [1982]	1st NCAA Reg. Champ.
No. 563 – WSU 7, Cal State Fullerton 0 [1982]	First CWS Victory
No. 600 – WSU 8, Oklahoma State 1 [1983]	600th Victory
No. 700 – WSU 8, Illinois State 2 [1985]	700th Victory
No. 777 – WSU 9, Kearney State 3 [1987]	Stephenson's 500th Victory
No. 800 – WSU 13, Kansas 8 [1987]	800th Victory
No. 900 – WSU 21, Oral Roberts 3 [1989]	900th Victory
No. 915 – WSU 8, Portland State 4 [1989]	Last Win/Record 24-Gm Streak
No. 957 – WSU 5, Texas 3 [1989]	First CWS Champ.
No. 1,000 – WSU 12, Creighton 3 [1990]	1,000th Victory
No. 1,002 – WSU 7, Arkansas 6 [1990]	First Home Reg. Victory
No. 1,002 – WSU 7, Arkansas 6 [1990]	First Home Reg. Victory

Win	Significance
No. 1,002 – WSU 7, Arkansas 6 [1990]	First Home Reg. Victory
No. 1,065 – WSU 11, California 5 [1991]	First Home Reg. Champ.
No. 1,100 – WSU 22, Arkansas 4 [1992]	1,100th Victory
No. 1,200 – WSU 13, Northern Iowa 0 [1994]	1,200th Victory
No. 1,278 – WSU 4, Creighton 0 [1995]	Stephenson's 1,000th Victory
No. 1,500 – WSU 11, Creighton 2 [1999]	1,500th Victory
No. 1,600 – WSU 9, Evansville 5 [2002]	1,600th Victory
No. 1,678 – WSU 6, Indiana State 1 [2003]	Stephenson's 1,400th Victory
No. 1,700 – WSU 11, Indiana State 1 [2004]	1,700th Victory
No. 1,706 – WSU 5, Southern Illinois 1 [2004]	Stephenson's 1,428th Victory
No. 1,778 – WSU 3, Bradley 0 [2005]	Stephenson's 1,500th Victory
No. 1,800 – WSU 8, Fordham 4 [2006]	1,800th Victory
No. 1,878 – WSU 12, Evansville 1 [2007]	Stephenson's 1,600th Victory
No. 1,900 – WSU 14, North Dakota St. 3 [2008]	1,900th Victory
No. 1,931 – WSU 10, Florida State 7 [2008]	1st NCAA Super Reg. Victory
No. 1,978 – WSU 17, Evansville 2 [2010]	Stephenson's 1,700th Victory
No. 2,000 – WSU 6, Missouri State 2 [2010]	2,000th Victory
No. 2,047 – WSU 6, SIUE 1 [2014]	Butler's First Victory at WSU
No. 2,156 – WSU 6, Oklahoma State 4 [2014]	Butler's 100th Victory
No. 2,246 – WSU 8, DBU 6 [2017]	Butler's 100th Victory at WSU
No. 2,256 – WSU 4, Omaha 3 [2018]	Butler's 200th Victory
No. 2,284 – WSU 5, Northwestern State 1 [2020]	Wedge's First Collegiate Victory



1989 NCAA DIVISION I
BASEBALL CHAMPIONSHIP
CHAMPION



WITCHES