



USC FOOTBALL

2019
MEDIA
GUIDE





**#6
Michael Pittman Jr.
WR**

**#29
Vavae Malepeai
RB**

**#89
Christian Rector
DL**

**#73
Austin Jackson
OT**

**#21
Tyler Vaughns
WR**

**#10
John Houston Jr.
ILB**





TALANDA HUFANGA - S

PALAIÉ GAOTEOTE IV - ILB

STEPHEN CARR - TB

JORDAN IOSEFA - ILB



VELUS JONES JR. - WR

ISAIAH POLA-MAO - S

JT DANIELS - QB

AMON-RA ST. BROWN - WR



ANDREW VORHEES - OG-OT

BRANDON PILI - DL

MARLON TUIPULOTU - DL

JAY TUFELE - DL



A New Era Begins

United Airlines Field at the Los Angeles Memorial Coliseum



8/31 SAT VS

FRESNO STATE



9/7 SAT VS

STANFORD



9/14 SAT AT

BYU



9/20 FRI VS

UTAH



9/28 SAT AT

WASHINGTON



10/12 SAT AT

NOTRE DAME



10/19 SAT VS

ARIZONA

HOME COMING/REUNION WEEKEND



10/25 FRI AT

COLORADO



11/2 SAT VS

OREGON

TROJAN FAMILY WEEKEND



11/9 SAT AT

ARIZONA STATE



11/16 AT

CALIFORNIA



11/23 SAT VS

UCLA



TROJAN FOOTBALL 2019



Copies of the 2019 USC football media guide are available to the public by sending \$20 in check – payable to “USC” – to USC Sports Information Office, HER 103, USC, Los Angeles, CA 90089-0601.

2019 USC Football Schedule

| DATE | OPPONENT | PLACE | TIME* |
|-----------------|------------------|------------------|-----------|
| Aug. 31 | Fresno State | L.A. Coliseum | 7:30 p.m. |
| Sept. 7 | Stanford | L.A. Coliseum | 7:30 p.m. |
| Sept. 14 | at BYU | Provo, Ut. | 1:30 p.m. |
| Sept. 20 (Fri.) | Utah | L.A. Coliseum | 6 p.m. |
| Sept. 28 | at Washington | Seattle, Wash. | TBA |
| Oct. 5 | BYE DATE | | |
| Oct. 12 | at Notre Dame | South Bend, Ind. | 7:30 p.m. |
| Oct. 19 | Arizona | L.A. Coliseum | TBA |
| Oct. 25 (Fri.) | at Colorado | Boulder, Colo. | 7 p.m. |
| Nov. 2 | Oregon | L.A. Coliseum | TBA |
| Nov. 9 | at Arizona State | Tempe, Ariz. | TBA |
| Nov. 16 | at California | Berkeley, Calif. | TBA |
| Nov. 23 | UCLA | L.A. Coliseum | TBA |

*All times are local to game site and subject to change

USC Football Ticket Information

Season tickets for all 6 of the Trojans' 2019 home games start at \$330. Individual reserved tickets for USC's home contests can be purchased from the USC Ticket Office and range from \$75 to \$225 depending on the game. Group rates (20 or more) are priced from \$40 per ticket depending on the game.

USC season and individual home game tickets are on sale on-line at USCTrojans.com/tickets or by calling (213) 740-GO SC (4672).

The USC Ticket Office does not have tickets on sale to the public for Troy's 6 road games, but tickets could be available to current Trojan Athletic Fund members. To become a TAF member, call 213-740-4155.

The USC Ticket Office is located in Student Union 100 and is open between 9 a.m. and 4:30 p.m. weekdays. Contact information: File No. 2235, Los Angeles, Calif. 90074-2235, (213) 740-GO SC (4672).

On the day of home games, remaining tickets are on sale at the Coliseum, starting 3 hours prior to kickoff.

2018 Results (5-7)

| DATE | OPPONENT | USC | OPP. | ATTENDANCE |
|----------|------------------|-----|------|------------|
| Sept. 1 | UNLV | 43 | 21 | 58,708 |
| Sept. 8 | at #10 Stanford | 3 | 17 | 42,856 |
| Sept. 15 | at Texas | 14 | 37 | 103,507 |
| Sept. 21 | Washington State | 39 | 36 | 52,421 |
| Sept. 29 | at Arizona | 24 | 20 | 43,573 |
| Oct. 13 | #19 Colorado | 31 | 20 | 57,615 |
| Oct. 20 | at Utah | 28 | 41 | 46,405 |
| Oct. 27 | Arizona State | 35 | 38 | 47,406 |
| Nov. 3 | at Oregon State | 38 | 21 | 35,187 |
| Nov. 10 | California | 14 | 15 | 56,721 |
| Nov. 17 | at UCLA | 27 | 34 | 57,116 |
| Nov. 24 | #3 Notre Dame | 17 | 24 | 59,821 |

2018 Attendance

| | |
|--|--------|
| Average per home game (6 games, 332,692) | 55,449 |
| Average per road game (6 games, 328,644) | 54,774 |
| Average per game (12 games, 661,336) | 55,111 |

JOHN MCKAY CENTER The Home Of USC Football



Directly west of Heritage Hall on the USC campus is the John McKay Center, a \$70 million, 110,000-square foot facility that opened in the summer of 2012. It houses meeting rooms, coaches offices and a locker room for the football program, as well as the Stevens Academic Center (which features tutoring, counseling, study and computer rooms for USC's student-athletes), a weight room, an athletic training room and a state-of-the-art digital media production facility for all of USC's sports.





TABLE OF CONTENTS

| | | | | | |
|---------------------------------------|-----|---|-----|---------------------------------------|-----|
| Schedules | | Honors & Award Winners | | USC Athletics | |
| USC Schedule, 2019 | 1 | USC's All-Americans | 127 | USC Athletic Dept. Mission Statement | 2 |
| 2019 Pac-12 Schedule | 51 | All-American Jersey Numbers | 128 | USC Athletic Hall of Fame | 206 |
| The Staff | | All-American Biographies | 129 | USC's Athletic Heritage | 211 |
| Athletic Department Staff Directory | 3 | Heisman Trophy Winners | 146 | USC's National Championships | 213 |
| Clay Helton, Head Football Coach | 11 | Outland Trophy Winners | 148 | Top 10 NCAA Individual/Team Champs. | 213 |
| Assistant Football Coaches/Staff Bios | 13 | Lombardi Award Winners | 148 | USC's Honda Award Winners | 213 |
| 2019 Trojan Football Team | | Thorpe Award Winners | 149 | USC's Top Student-Athletes | 214 |
| USC Football Ticket Information | 1 | Butkus Award Winners | 149 | University Information | |
| USC Quick Facts | 3 | Mackey Award Winners | 149 | University Administration | 5 |
| 2019 Outlook | 6 | Biletnikoff Award Winners | 150 | The University of Southern California | 216 |
| Veteran Player Biographies | 21 | Other Trojan Honorees | 150 | Media | |
| Newcomer Biographies | 45 | Trojans in Rose Bowl Hall of Fame | 151 | Key L.A. Media Outlets | 215 |
| Alphabetical Roster | 47 | Trojans in College Football Hall of Fame | 151 | Opponent SID Phone Numbers | 215 |
| Numerical Roster | 49 | USC All-Conference Selections | 152 | Media Information | 215 |
| Pronunciation Guide | 51 | Annual Trojan Team Awards | 154 | Useful Phone Numbers for the Media | 216 |
| Trojan Birthdays During the Season | 51 | Trojans in All-Star Games | 157 | | |
| Experience Breakdown | 52 | Playboy Pre-Season All-Americans | 158 | | |
| Class Breakdown | 53 | All-Time USC Lettermen | 159 | | |
| Geographic Breakdown | 53 | Annual Statistical Leaders & USC Records | | | |
| 2018 Season Statistics | | Annual Individual Statistical Leaders | 172 | | |
| 2018 USC Scores | 1 | Annual Team Statistical Totals | 177 | | |
| 2018 USC Team, Individual Statistics | 54 | All-Time Ind. Career Leaders, Records | 183 | | |
| 2018 Game-By-Game Individual Stats | 55 | All-Time Ind. Season Leaders, Records | 185 | | |
| 2018 Game-By-Game Team Statistics | 56 | All-Time Single Game Records | 186 | | |
| 2018 Game-By-Game Starters | 57 | All-Time Long Play Records | 186 | | |
| 2018 Opponent Team Statistics | 57 | All-Time Team Records | 187 | | |
| 2018 USC All-Star Honors | 58 | All-Time Opponents' Records | 188 | | |
| 2018 Game Summaries | 59 | Miscellaneous Statistics | | | |
| 2018 Pac-12 Standings | 65 | USC's NCAA Statistical Leaders | 189 | | |
| 2018 All-Pac-12 Teams | 65 | USC's Pac-12 Statistical Leaders | 189 | | |
| 2018 Pac-12 All-Academic Team | 65 | USC Annual Attendance | 190 | | |
| Trojan Football History | | Top 20 Home Crowds | 190 | | |
| Records of Head Coaches | 66 | Top 5 Road and Neutral Site Crowds | 190 | | |
| Annual Won-Lost Record/Team Captains | 66 | USC on Television | 191 | | |
| All-Time Records of Pac-12 Schools | 67 | USC Players in Pro Football | | | |
| USC vs. Pac-12 Schools | 67 | Trojans in the NFL | 194 | | |
| USC vs. Non-Conference Schools | 72 | All-Time Trojans in the NFL | 195 | | |
| All-Time USC Game Scores | 78 | Trojans in the Pro Football Hall of Fame | 197 | | |
| USC Record on Home Fields | 95 | Trojans in the NFL Draft | 198 | | |
| USC Record in California Cities | 95 | Trojans in the Super Bowl | 202 | | |
| USC All-Time Home Record | 96 | | | | |
| USC vs. UCLA with Rose Bowl on Line | 96 | | | | |
| Dramatic Finishes | 97 | | | | |
| The Comeback | 99 | | | | |
| USC's Overtime Games | 99 | | | | |
| USC's Game-Winning Field Goals | 99 | | | | |
| USC Bowl History | 100 | | | | |
| USC Bowl Game Summaries | 101 | | | | |
| Final Top 10 Polls | 112 | | | | |
| No. 1 vs. No. 2 Matchups | 116 | | | | |
| Defeating No. 1 | 116 | | | | |
| Spoilers | 116 | | | | |
| USC Football National Championships | 117 | | | | |
| USC in AP Rankings | 118 | | | | |
| USC's Best Seasons | 118 | | | | |
| Winningest Schools | 118 | | | | |
| Milestone USC Victories | 118 | | | | |
| USC's 11 National Championship Teams | 119 | | | | |
| USC's History-Shaping Games | 125 | | | | |
| All-Time USC Assistant Coaches | 171 | | | | |
| Trojan Trivia | 203 | | | | |
| Los Angeles Memorial Coliseum | 207 | | | | |
| USC's Athletic Facilities | 207 | | | | |
| Traveler, USC's Mascot | 208 | | | | |
| Tommy Trojan | 208 | | | | |
| Rivalry Trophies | 209 | | | | |
| Origin of USC's Nickname | 209 | | | | |
| Cardinal & Gold, USC's Colors | 209 | | | | |
| Trojan Marching Band | 210 | | | | |
| School Songs | 210 | | | | |
| Tommy Walker | 210 | | | | |
| USC Athletic Directors | 216 | | | | |
| USC Sports Information Directors | 216 | | | | |

USC Athletic Department Mission Statement

To recruit and develop student-athletes who will perform successfully in the classroom and compete at the championship level in every sport, in compliance with the letter and spirit of all applicable rules and under an administrative structure managed in an open and fiscally sound manner, supporting equitable opportunity for all students and staff, and committed to the highest standards of ethical conduct. Decision-making in the Athletic Department will follow 4 basic principles: (1) promoting the well-being of student participants; (2) attaining and maintaining competitive excellence; (3) administering clearly, openly and responsibly; and (4) supporting the overall goals of the USC community.

In a more specific context, the goals for USC Athletics include the following: (1) to compete successfully in every sport, striving to be in the Top 10 nationally, with the ultimate goal of winning national championships; (2) to graduate every student-athlete who completes athletics eligibility at USC; (3) to provide an environment conducive to positive growth and development of student-athletes and Athletic Department staff; (4) to provide adequate financial support within the department to ensure continuing development of the sports programs without university subsidization; and (5) to comply fully with all NCAA and Pac-12 regulations.



ATHLETIC DEPARTMENT



USC Quick Facts

| | |
|---|--|
| Location | Los Angeles, Calif. 90089 |
| University Telephone | (213) 740-2311 |
| Founded | 1880 |
| Size | 235 acres |
| Enrollment | 47,500 (20,000 undergraduates) |
| President | Dr. Carol L. Folt |
| Colors | Cardinal and Gold |
| Nickname | Trojans |
| Band | Trojan Marching Band (270 members) |
| Fight Song | "Fight On" |
| Mascot | Traveler IX |
| First Football Team | 1888 |
| USC's All-Time Football Record | 839*-346-54 (69.9%) |
| Stadium | Los Angeles Memorial Coliseum, United Airlines Field (77,500 capacity, natural grass surface) |
| Conference | Pac-12 |
| Athletic Director | Lynn Swann |
| Head Football Coach | Clay Helton (Houston, 1994) |
| Record at USC | 32-17, 5 Years |
| Overall College Coaching Record | 32-17, 5 Years |
| Coach's Telephone | (213) 740-4204 |
| Offensive Formation | Multiple |
| Defensive Formation | Multiple |
| 2018 Record | 5-7 overall, 4-5 for 3rd tie in Pac-12 South, NR AP final ranking |
| Squadmen Returning | 75 (48 lettermen) |
| Starters Returning | 12 (6 offense, 5 defense, 1 specialist) |
| Squadmen Lost | 34 (23 lettermen) |
| Sports Information Director | Tim Tesselone (w-213-740-8480); c-213-725-3572 |
| Coliseum Press Box Telephone | (213) 741-1341 or (213) 747-7111 |
| Official Athletic Web Site | www.USCTrojans.com |
| <i>*Not including 14 wins and 1 loss vacated due to NCAA penalty (original record: 853-347-54, 70.2%)</i> | |

Main department phone numbers, on-campus addresses with mail code extensions, e-mail address prefixes (xxx@usc.edu) and direct phone lines

*All 0-xxxx numbers are 213-740-xxxx, all 1-xxxx numbers are 213-821-xxxx
All addresses are USC, xxx, Los Angeles, CA 90089-xxxx*

Key Numbers

ALUMNI HOUSE – 0-2300 – ALM, mc0461
 ATHLETIC ADMINISTRATION – 0-3843 – HER 203A, mc0602
 BOOKSTORE – 0-5200 – BKS, mc2540
 EQUIPMENT ROOM – 0-7862 – HER BAS, mc0601
 EVENT RESERVATIONS – 0-4164 – HER 203A, mco602
 FOOTBALL – 0-4204 – JMC, mc0602
 GALEN DINING CENTER – 0-0704 – HER 203A, mc0602
 GAME DAY INFORMATION – (888) TROY-TIME
 GROUP SALES/KIDS CORNER – 0-4170 – HER 203B, mc0602
 LYON CENTER – 0-5127 – LRC, mc2500
 SPORTS INFORMATION – 0-8480 – HER 103, mc0601
 STUDENT-ATHLETE ACADEMIC SERVICES – 0-3801 – JMC, mc0602
 TICKET OFFICE – 0-4672 (GO SC) – STU 100, mc4893
 TRAINING ROOM – 0-5845 – JMC, mc0602
 TROJAN ATHLETIC FUND – 0-4155 – HER 203B, mc0602
 TROJAN MARCHING BAND – 0-6317 – STO B, mc1141
 UNIVERSITY OPERATOR – 0-2311
 WEIGHT ROOM – 0-7990 – JMC, mc0602

Mailing Addresses

Heritage Hall (HER)
 3501 Watt Way, Los Angeles, CA 90089-0602
 (W Soccer, M/W Golf, W Rowing, W Lacrosse)

John McKay Center (JMC)
 940 W. 35th St., Los Angeles, CA 90089-3211
 (Football)

Los Angeles Memorial Coliseum
 3911 S. Figueroa St., Los Angeles, CA 90037
 (Football)

Uytengsu Aquatics Center (UAC)
 1026 34th St., Los Angeles, CA 90089-2511
 (M/W Swimming and Diving, M/W Water Polo)

Dedeaux Field Building (BDF)
 1021 Childs Way, Los Angeles, CA 90089-7311
 (Baseball)

Loker Track Stadium (LTS)
 3550 McClintock Ave., Los Angeles, CA 90089-0602
 (M/W Track and Field, W Cross Country)

Galen Center (GAP)
 3400 So. Figueroa St., Los Angeles, CA 90089-2360
 (M/W Basketball, M/W Volleyball, W Beach Volleyball)

Marks Tennis Stadium (MTS)
 1075 Childs Way, Los Angeles, CA 90089-0006
 (M/W Tennis)

Press Box/Row Numbers

Boathouse – (310) 513-9829
 Coliseum – (213) 741-1341 or (213) 747-7111
 Cromwell Field – 0-0078
 Dedeaux Field – (213) 748-3449
 Galen Center – 0-3900
 Lyon Center – 0-8976
 Marks Tennis Stadium – 0-3829 (men)/0-0330 (women)
 North Gym – 0-7590
 Uytengsu Aquatics Center – 0-7005

WWW.USCTROJANS.COM

Cover and inside photographs by Percy Anderson, Dan Avila, Robert Beck, Shelly Castellano, Pierson Clair, Mike Ferrara, Figge Studios, Arnold Frankel, Patrick Gee, Rob Goldberg, Sam Haythorn, Getty Images, Kirby Lee, Long Photography, Marin Media, John McGillen, Chris McGuire, Peter Read Miller, Jonathan Moore, Kathe Osborne, Darryl Oumi, Gary Pirnat, John Pyle, Aggie Skirball, Jon SooHoo, Kevin Terrell, Jason Torres, John Tuell, Tom Woodall. Cover design by Gary Davis/Perceptiv. Printing by Cenveo.



ATHLETIC DEPARTMENT

| SPORTS INFORMATION – 0-8480 – HER 103, mc0601 | | |
|---|---------------------------|--------|
| <i>Sports Information Director</i> | Tim Tesselone (tesselone) | 0-3811 |
| FB, MVB | (C – 213-725-3572) | |
| <i>Associate Sports Information Director</i> | Darcy Couch (dcouch) | 0-3808 |
| WBB, M/WWR, MTEN | (C – 213-725-3447) | |
| <i>Associate Sports Information Director</i> | David Tuttle (davidtut) | 0-3806 |
| MBB, M/WTRK, WXC | (C – 213-725-3102) | |
| <i>Assistant Sports Information Director</i> | Jeremy Wu (jjiw) | 0-3807 |
| WVB, WLAX, WBVB | (C – 213-379-3977) | |
| <i>Assistant Sports Information Director</i> | Katie Ryan (katierya) | 0-3805 |
| FB, WTEN, WROW | (C – 949-874-5475) | |
| <i>Assistant Sports Information Director</i> | Jacob Breems (breems) | 0-3809 |
| WSOC, BASE | (C – 951-941-4048) | |
| <i>Graduate Intern</i> | TBA | 0-8480 |
| M/WSWM, M/WGLF | | |

| ADMINISTRATION – 0-3843 – HER 203A, mc0602 | | |
|--|-----------------------------|--------|
| <i>Charles Griffin Cale Director of Athletics' Chair</i> | Lynn Swann (mmorita) | 0-3843 |
| <i>Senior Associate Athletic Director (COO/CFD)</i> | Steve Lopes (slopes) | 0-4158 |
| <i>Senior Associate Athletic Director (CAD/SWA)</i> | TBA | 0-1636 |
| <i>Assoc. AD/Dir. of Student Services & Risk Mgmt.</i> | Joyce Bell (joyce.bell) | 0-3566 |
| <i>Assoc. AD (Capital Projects/Innovation)</i> | Jeff Fucci (jfucci) | 1-6596 |
| <i>Associate Athletic Director (Business/HR)</i> | Marilee Pischel (mpischel) | 0-9021 |
| <i>Assistant Athletic Director/Business Mgr.</i> | Isaac Flores (iflores) | 0-4153 |
| <i>Assistant Athletic Director/Business Mgr.</i> | TBA | 0-4199 |
| <i>Asst. AD (Budget/Financial Performance)</i> | Brendan Loftus (brendanl) | 0-6333 |
| <i>Director of Student Services</i> | Dr. Jennifer Amran (amran) | 1-0755 |
| <i>Asst. Dir. of Admissions/Initial Eligibility</i> | TBA | 1-2868 |
| <i>Executive Asst. to the Athletic Director</i> | Dr. Monica Morita (mmorita) | 0-4154 |
| <i>Receptionist/Office Assistant</i> | Rebecca Morin (rebeccrm) | 0-3843 |
| <i>Human Resources Assistant</i> | Chanel Buccola (cbuccola) | 1-4544 |

| TROJAN ATHLETIC FUND– 0-4155 – HER 203B, mc0602 | | |
|---|---------------------------------|--------|
| <i>Senior Associate Athletic Director</i> | Ron Orr (rorr) | 0-4161 |
| <i>Associate Athletic Director</i> | Scott Jacobson (jacobson) | 0-2498 |
| <i>Associate Athletic Director</i> | Jennifer Noriega (jnoriega) | 0-1677 |
| <i>Associate Athletic Director</i> | Alexandra Reisman (a.bitterlin) | 0-4168 |
| <i>Senior Assistant Athletic Director</i> | Scott Wandzilak (swandzilak) | 0-7363 |
| <i>Assistant Athletic Director</i> | Julian Bonse (bonse) | 1-5357 |
| <i>Assistant Athletic Director</i> | Alex Garfio (garfio) | 0-5326 |
| <i>Assistant Athletic Director</i> | Brent Watson (brw) | 1-0754 |
| <i>Senior Director of Development</i> | Greg Gilbert (gregory.gilbert) | 1-5358 |
| <i>Director of Development</i> | Joe Aguirre (joseph.aguirre) | 1-3684 |
| <i>Director of Development</i> | Suzanne Ebner (ebners) | 0-9321 |
| <i>Director of Development</i> | Becky Gramstrup (gramstru) | 0-4167 |
| <i>Director of Development</i> | Tara Quarrie (tara.quarrie) | 0-9374 |
| <i>Office Manager</i> | Jordan Bradley (jbradle) | 0-4155 |
| <i>Manager, Premium Sales</i> | Dan Aran (dan.aran) | 1-9865 |
| <i>Development Associate</i> | Samantha Adams (samantca) | 1-9866 |
| <i>Development Associate</i> | Lauren Cox (lauren.cox) | 1-9463 |
| <i>Development Associate</i> | Oscar Gomez (gomez.oscar) | 1-9464 |
| <i>Development Associate</i> | Brent Martelli (brent.martelli) | 1-4532 |
| <i>Development Associate</i> | Ashley Simpson (simp363) | 0-4155 |

| MARKETING – 0-4170 – HER 203A, mc0602 | | |
|---|-------------------------------|--------|
| <i>Assoc. AD (New Media, Strategic Partnerships, Licensing)</i> | Jose Eskenazi (jeskenaz) | 0-9872 |
| <i>Director of Video Production</i> | Rich Rodriguez (rodriri) | 1-2630 |
| <i>Producer</i> | Tanner Vonnahme (vonnahme) | 1-2630 |
| <i>Producer</i> | TBA | 1-2630 |
| <i>Director of Social Media</i> | Jordan Moore (jordan.moore) | 0-3820 |
| <i>Assistant Director of Social Media</i> | Aubrey Kragen (kragen) | 0-3820 |
| <i>Assoc. AD (Chief Marketing Officer)</i> | Craig Kelley (kelley) | 0-4173 |
| <i>Assistant Athletic Director (Marketing)</i> | Sean Jordan (smjordan) | 0-6158 |
| <i>Assistant Athletic Director (Marketing)</i> | Jessica Onyepunuka (onyepunu) | 0-4097 |
| <i>Assistant Athletic Director (Digital Strategy)</i> | Carey Luce (noakes) | 0-0643 |
| <i>Dir. of Game Production & Fan Experience</i> | Chad Richardson (chadwicr) | 0-3378 |
| <i>Marketing Coordinator</i> | Taylor Kim (kimtaylo) | 1-8915 |
| <i>E-mail Marketing Coordinator</i> | Lauren Wilson (wils809) | 1-9717 |
| <i>Digital Content Coordinator</i> | Josh Nacion (nacion) | 0-3844 |
| <i>Data Management Specialist</i> | Ana Miller (anamille) | 1-9718 |
| <i>Director of Community Outreach</i> | McCall Hall (mccall.hall) | 0-1533 |
| <i>Graphic Designer</i> | Jesse Wu (jessewu) | 1-0438 |
| <i>Graphic Designer</i> | Kait Meissner (kmeissne) | 1-0438 |
| <i>Assistant AD (Ticket Sales and Service)</i> | Kyle Fujimoto (fujimotk) | 1-6152 |
| <i>Sales Manager</i> | Ben Gilberts (ben.gilberts) | 1-6155 |
| <i>Senior Account Executive</i> | Michael Buell (mbuell) | 1-6156 |
| <i>Senior Account Executive</i> | Grant Wharton (grantwha) | 1-6150 |
| <i>Account Executive</i> | Taylor Gordon (arthureg) | 1-6151 |
| <i>Account Executive</i> | Josh Heindold (heindold) | 1-6153 |
| <i>Account Executive</i> | Christopher Nelson (c.nelson) | 1-6190 |
| <i>Account Executive</i> | Steven Montgomery (montgoms) | 1-6159 |
| <i>Account Executive</i> | Jonas Nordman (jnordman) | 1-6154 |
| <i>Customer Service Representative</i> | Regina Brooks (reginabr) | 0-1007 |
| <i>Customer Service Representative</i> | Alexis Brown (alexisnb) | 0-0812 |
| <i>Customer Service Representative</i> | Aaron Licon (alicon) | 0-2167 |

| USC SPORTS PROPERTIES (A Division of Home Team Sports and FOX Sports) | | |
|---|---|--------|
| <i>VP/General Manager</i> | Drew DeHart (drew.dehart@foxsports.net) | 1-5294 |
| <i>VP/Partnership Development</i> | Matt Wells (matt.wells@foxsports.net) | 0-7780 |
| <i>Exec. Dir., Partnership Dev.</i> | Dani Belinski (dani.belinski@foxsports.net) | 1-5297 |
| <i>Str. Dir., Partnership Dev.</i> | Cameron Wong (cameron.wong@foxsports.net) | 1-5319 |
| <i>Dir., Partnership Dev.</i> | Shayne Cotner (shayne.cotner@foxsports.net) | 1-4535 |
| <i>Dir., Partnership Dev.</i> | Jeanne Vetter (jeanne.vetter@foxsports.net) | 1-4542 |
| <i>Dir., Partnership Marketing</i> | Paige Conti (paige.conti@foxsports.net) | 1-4536 |
| <i>Manager, Partner Services</i> | Tara Bridges (tara.bridges@foxsports.net) | 1-6022 |
| <i>Str. Coordinator, Partner Services</i> | Liam Conley (liam.conley@foxsports.net) | 1-4543 |

| INFORMATION TECHNOLOGY – 1-1084 – HER 203A, mc0602 | | |
|--|-----------------------|--------|
| <i>Director of Information Technology</i> | Johnny Liu (johnnyli) | 1-4531 |
| <i>Asst. Dir. of Information Technology</i> | David Han (davidhan) | 1-1084 |

| GAME OPERATIONS AND MANAGEMENT – 0-4335 – HER 203A, mc0602 | | |
|--|---|--------|
| <i>Associate Athletic Director</i> | Hatcher Parnell (hparnell) | 0-4166 |
| <i>Director of Game Management</i> | Alissa Giel (giel) | 0-4174 |
| <i>Assistant Dir. of Game Management</i> | Garrett D'Angelo (gd_642) | 1-1083 |
| <i>Assistant Dir. of Game Management</i> | Sarah Gates (sarah.gates) | 1-4530 |
| <i>Galen Center General Manager</i> | Paul Neidermire (paul.neidermire) | 0-1381 |
| <i>Galen Center Assistant Manager</i> | Ryan Plunkett (rplunket) | 0-0849 |
| <i>Travel Account Mgr.</i> | Harriet Valentino (harriet.valentino@anthonytravel.com) | 1-4505 |

| EQUIPMENT – 0-7862 – HER BAS, mc0602 | | |
|---|------------------------------|--------|
| <i>Director of Equipment Operations</i> | Todd Hewitt (thewitt) | 0-7862 |
| <i>Assistant (Football Equip. Coord.)</i> | Tino Dominguez (cdomingu) | 1-4523 |
| <i>Assistant</i> | Jim Davis (jimdavis) | 0-7862 |
| <i>Assistant</i> | Chris Dozal (dozal) | 0-7862 |
| <i>Assistant</i> | Travis Hewitt (tahewitt) | 1-4522 |
| <i>Assistant</i> | Tremarri Limbrick (limbrick) | 1-4524 |
| <i>Assistant</i> | Jeff Magdaleno (jmagdale) | 0-7862 |
| <i>Assistant</i> | Seth Svendsen (ssvends) | 1-4524 |
| <i>Assistant (Galen Center)</i> | Katie Wimp (wimp) | 0-9927 |

| STRENGTH & CONDITIONING – 0-7990 – JMC, mc3211 | | |
|---|-------------------------------------|--------|
| <i>Head Coach</i> | Aaron Ausmus (ausmus) | 0-0068 |
| <i>Director for Olympic Sports</i> | Josh Heidegger (heidegge) | 1-8850 |
| <i>Assistant Coach</i> | Jared Klingenberg (jklings) | 0-7990 |
| <i>Assistant Coach</i> | Tatyana Obukhova McMahan (obukhova) | 1-3141 |
| <i>Assistant Coach</i> | Darren Mustin (mustin) | 1-7990 |
| <i>Assistant Coach</i> | Tim Djeda (tojed) | 0-7867 |
| <i>Assistant Coach</i> | Ty Webb (tonywebb) | 0-0067 |
| <i>Assistant Coach</i> | Jill Zeller (jzeller) | 1-7370 |
| <i>Assistant Coach/Sports Science Coordinator</i> | Kyle Voigt (kvoigt) | 1-7371 |
| <i>Assistant Coach (Galen Center)</i> | Darien Pyka (dpyka) | 0-0862 |
| <i>Assistant Coach (Galen Center)</i> | Kurtis Schultz (kurtissh) | 0-5118 |
| <i>Sports Dietitian</i> | Kristy Morrell (kristyma) | 0-7647 |
| <i>Sports Dietitian</i> | Becci Twombly (twombly) | 1-7353 |
| <i>Sports Dietitian</i> | Charlotte Vance (charlotv) | 1-6085 |
| <i>Sports Dietitian</i> | TBA | 1-8848 |

| ATHLETIC TRAINING ROOM – 0-5845 – JMC, mc3211 | | |
|--|----------------------------|--------|
| <i>Assoc. A.D. of Ath. Med./Head Ath. Trainer (FB)</i> | Russ Romano (rromano) | 0-6848 |
| <i>Associate Athletic Trainer</i> | Paul Diaz (pdiaz) | 1-7361 |
| <i>Associate Athletic Trainer</i> | Catherine Hill (c.hill) | 1-7360 |
| <i>Associate Athletic Trainer</i> | Sandy Olsen (solsen) | 1-7363 |
| <i>Athletic Trainer</i> | Karin Downen (kdownen) | 1-7367 |
| <i>Athletic Trainer (FB)</i> | Sean McMannes (mcmannes) | 1-7364 |
| <i>Athletic Trainer</i> | Corey Newton (coreynw) | 1-7353 |
| <i>Athletic Trainer</i> | Dunford Rodill (rodill) | 1-7362 |
| <i>Athletic Trainer (FB)</i> | Jared Rosen (jaredros) | 1-7366 |
| <i>Athletic Trainer</i> | Justin Shibel (shibel) | 1-7365 |
| <i>Rehab Coordinator</i> | Andrew Tai (andrew.tai) | 1-7354 |
| <i>Associate Athletic Trainer (Galen Center)</i> | Jon Yonamine (jyonamin) | 0-2447 |
| <i>Athletic Trainer (Galen Center)</i> | Shannon Murphy (murphysh) | 0-0891 |
| <i>Athletic Trainer (Galen Center)</i> | Winnie Voong (wvoong) | 1-7368 |
| <i>Rehab Coordinator (Galen Center)</i> | Lisa Noceti-DeWit (noceti) | 0-0878 |
| <i>Assoc. AD (Sports Science/Performance)</i> | John Meyer (jmeyer) | 1-7369 |

| TEAM PHYSICIANS | | |
|--|---|--|
| <i>Head Team Physician/Orthopedics</i> | James Tibone, MD | |
| <i>Director of Sports Medicine/Internal Medicine</i> | John Brodhead, MD | |
| <i>Director of Orthopedic Athletic Medicine</i> | Seth Gamradt, MD | |
| <i>Family Practice</i> | Jorge Bernardez, MD | |
| <i>Internal Medicine</i> | Alan Erlbaum, MD | |
| <i>Orthopedics</i> | Rick Hatch, MD | |
| <i>Otolaryngology</i> | John Hubanks, MD | |
| <i>Neurosurgeon</i> | Charles Liu, MD Ph.D. | |
| <i>Cardiologist</i> | Mark Lurie, MD | |
| <i>Emergency Dental</i> | Ramon Roges, DDS | |
| <i>Chiropractor</i> | Edward Scale, DC | |
| <i>Orthopedics</i> | Jason Snibbe, MD | |
| <i>Internal Medicine</i> | Francis Te, MD | |
| <i>Orthopedics</i> | Thomas Vangness, MD | |
| <i>Orthopedics (Spinal)</i> | Robert Watkins, MD | |
| <i>Orthopedics</i> | Alex Weber, MD | |
| <i>Neurosurgeon Emeritus</i> | Michael Apuzzo, MD | |
| <i>General Surgeon Emeritus</i> | Chesser Semel, MD | |
| <i>Student Athletic Trainers:</i> | John Bassily, Ashley Daniels, Reuben Ernst, Andrew Falkenberg, Sean French, Sukhmani Kaur, Serena Montano, Gabriella Pacini, Claire Xin Hao | |

| SPORT PSYCHOLOGY – 0-7711 – ESH, mc3261 | | |
|---|--|--------|
| <i>Coord. of Clinical & Sport Psych. Services</i> | Robin M. Scholefield, Ph.D. (rscholef) | 0-7711 |
| <i>Clinical Sport Psychologist</i> | Lani Lawrence, Psy.D., CC-ASP (nmlawren) | 0-7711 |
| <i>Clinical Sport Psychologist</i> | Dylan Firsick, Ph.D. (firsick) | 0-7711 |
| <i>Sport Psychologist</i> | Robert Martin, M.D. (rsmartin) | 0-7711 |
| <i>Clinical Sport Psych. Post-Doc. Fellow</i> | Robby Rhodes, Psy.D. (robert.rhodes) | 0-7711 |

| STUDENT-ATHLETE ACADEMIC SERVICES – 0-3801 – JMC, mc3211 | | |
|--|--------------------------------|--------|
| <i>Sr. Assoc. A.D./Director of SAAS</i> | Dr. Denise Kwok (dkwok) | 1-3075 |
| <i>Asst. A.D./Dir. of Athletic Academic Support</i> | Mimi Butler (miriambu) | 0-0069 |
| <i>Asst. A.D./Dir. of Athletic Academic Advising</i> | Heather Bell (bellh) | 0-0534 |
| <i>Associate Director/Athletic Advising</i> | Angela Munger-Rivera (mungera) | 0-2289 |
| <i>Assistant Dir./Athletic Academic Support</i> | Dr. Kevin Bolen (bolen) | 1-7389 |
| <i>Assistant Dir./Athletic Academic Support</i> | Dr. Cory Buckner (cbuckner) | 0-2018 |
| <i>Senior Academic Counselor</i> | Susie Coggnetta (scoggnet) | 0-1625 |
| <i>Academic Counselor</i> | Richard Coles (rcoles) | 1-2057 |
| <i>Academic Counselor</i> | Howard Croom (hcroom) | 1-4137 |
| <i>Senior Learning Specialist</i> | Dr. Martin Jauregui (jauregum) | 1-6200 |
| <i>Senior Learning Specialist</i> | Marisa Samaniego (msamanie) | 1-5382 |
| <i>Learning Specialist</i> | Dr. Nisha Parmer (npparmer) | 0-3802 |
| <i>Learning Specialist</i> | Rosie Sese (sese) | 1-8806 |
| <i>Academic Counselor</i> | James J.R. Pulido (jamespul) | 1-7390 |
| <i>Academic Counselor</i> | Dr. Renee Ramos (reneeram) | 1-0753 |
| <i>Director/Personal Development</i> | Whitney Rotrock (rotrock) | 0-5098 |
| <i>Academic Counselor</i> | TBA | 1-2057 |
| <i>Director of Technical Operations</i> | Jonathan Young (youngji) | 0-3794 |
| <i>Eligibility & Data Coordinator</i> | Toni VanEck (antoniaa) | 1-4504 |



FOOTBALL – 0-4204 – JMC, mc3211

| | | |
|--|---------------------------------------|--------|
| <i>Head Coach</i> | Clay Helton (ctaplin) | 0-4204 |
| <i>Special Teams Coordinator/Tight Ends</i> | John Baxter (coachbaxter) | 0-4204 |
| <i>Secondary</i> | Greg Burns (burnsgre) | 0-4204 |
| <i>Wide Receivers</i> | Keary Colbert (pcolbert) | 0-4204 |
| <i>Outside Linebackers</i> | Joe DeForest (jdefores) | 0-4204 |
| <i>Offensive Line/Run Game and Pass Protect. Coord.</i> | Tim Drevno (tdrevno) | 0-4204 |
| <i>Offensive Coordinator/Quarterbacks</i> | Graham Harrell (grahamha) | 0-4204 |
| <i>Running Backs</i> | Mike Jinks (mjinks) | 0-4204 |
| <i>Defensive Line</i> | Chad Kauha'aha'a (kauhaaha) | 0-4204 |
| <i>Linebackers/Recruiting Coord./Asst. HC</i> | Johnny Nansen (jnansen) | 0-4204 |
| <i>Defensive Coordinator/Asst. HC</i> | Clancy Pendergast (clancy.pendergast) | 0-4204 |
| <i>Defensive Graduate Assistant</i> | Chris Hawkins (cjhawkin) | 0-4204 |
| <i>Defensive Graduate Assistant</i> | Michael Hutchings (mdhutchi) | 0-4204 |
| <i>Offensive Graduate Assistant</i> | Dane Stevens (dnstevan) | 0-4204 |
| <i>Offensive Graduate Assistant</i> | Viane Talamaivao (talamaiv) | 0-4204 |
| <i>Defensive Quality Control Analyst</i> | Brett Arce (barce) | 0-4204 |
| <i>Offensive Quality Control Analyst</i> | John David Baker (jbaker04) | 0-4204 |
| <i>Sp. Teams Quality Control Analyst</i> | Joe Bolden (bolden) | 0-4204 |
| <i>Offensive Quality Control Analyst</i> | Seth Doege (doege) | 0-4204 |
| <i>Defensive Quality Control Analyst</i> | Shawn Howe (shawnhow) | 0-4204 |
| <i>Offensive Quality Control Analyst</i> | Steve Murillo (murillos) | 0-4204 |
| <i>Offensive Quality Control Analyst</i> | Lenny Vandermade (lvanderm) | 0-4204 |
| <i>Exec. Dir. of Football Ops./Chief of Staff</i> | Joseph Wood (woodjose) | 1-7038 |
| <i>Exec. Asst. to Head Coach/Asst. Dir. of Ops.</i> | Cheryl Taplin (ctaplin) | 1-7375 |
| <i>Director of Football Operations</i> | Sam Curtis (samcurti) | 0-4204 |
| <i>Assistant Director of Football Operations</i> | Gordon Thomas (gordont) | 0-4204 |
| <i>Director of Player Personnel</i> | Spencer Harris (harrissp) | 1-7377 |
| <i>Director of On-Campus Recruiting</i> | Kelsea Winkle (kelseawi) | 1-6237 |
| <i>Asst. AD/Director of Player Development</i> | Gavin Morris (gavinmor) | 1-7378 |
| <i>Assistant Director of Player Personnel</i> | Trey Johnson (football) | 1-7380 |
| <i>Graphic Design and Creative Media Coord.</i> | Ryan Miller (millerry) | 0-7037 |
| <i>Recruiting Graduate Assistant</i> | Drew Fox | 0-4204 |
| <i>Director, Football Video Operations</i> | Eric Espinoza (egespino) | 1-1862 |
| <i>Assistant Dir., Football Video Operations</i> | Daniel Dmytrisin (dmytrisi) | 0-4305 |
| <i>Student Managers: Jesse Shuter (Co-Head), Trevor White (Co-Head), Pedro Arellano, Adagio Cisneros, Jordan Coleman, Kathryn Coderko, Chase Donlou, Justin Garrett, Joseph Moya, Zachary Robert, Garrett Silverman, Tyler Shooshani, Ishaan Singh</i> | | |

BASEBALL – 0-5762 – BDF, mc7311

| | | |
|--|-----------------------------|--------|
| <i>Head Coach</i> | Jason Gill (gill.jason) | 0-8446 |
| <i>Assistant Coach</i> | Gabe Alvarez (alvarezg) | 0-8448 |
| <i>Assistant Coach</i> | Ted Silva (tedsilva) | 0-8447 |
| <i>Volunteer Assistant Coach</i> | Bob Batesole | 0-5762 |
| <i>Director of Baseball Operations</i> | Martin Butterick (butteric) | 0-1922 |
| <i>Assistant Director of Baseball Operations</i> | Apoorv Gaur (apoorvga) | 0-5762 |

MEN'S BASKETBALL – 0-3815 – GAP, mc2360

| | | |
|--|----------------------------|--------|
| <i>Head Coach</i> | Andy Enfield (uschoops) | 0-3815 |
| <i>Associate Coach</i> | Jason Hart (jasonhar) | 0-4806 |
| <i>Assistant Coach</i> | Chris Capko (capko) | 0-3817 |
| <i>Associate Coach</i> | Eric Mobley (ericmobl) | 0-6777 |
| <i>Director of Scouting</i> | Martin Bahar (mbahar) | 1-2216 |
| <i>Director of Operations</i> | Michael Swets (swets) | 0-3821 |
| <i>Director of Basketball Administration</i> | Heather Chesser (hchesser) | 0-1655 |

WOMEN'S BASKETBALL – 0-7204 – GAP, mc2360

| | | |
|---|-------------------------------|--------|
| <i>Head Coach</i> | Mark Trakh (uscwbb) | 0-7204 |
| <i>Associate Head Coach</i> | Jason Glover (jason.glover) | 1-2980 |
| <i>Associate Coach</i> | Aarika Hughes (aarika.hughes) | 0-3823 |
| <i>Assistant Coach/Recruiting Coordinator</i> | Erin Grant (eringran) | 0-3824 |
| <i>Director of Operations</i> | Ashley Ford (ashley.ford) | 0-3826 |
| <i>Video Coordinator</i> | Courtney Jaco (jaco) | 1-0781 |
| <i>Administrative Assistant</i> | Brandee Walton (bwalton) | 0-7204 |

WOMEN'S BEACH VOLLEYBALL – 0-3818 – GAP, mc2360

| | | |
|----------------------------------|--------------------------|--------|
| <i>Head Coach</i> | TBA | 0-3818 |
| <i>Assistant Coach</i> | Gustavo Rocha (rochagus) | 0-1214 |
| <i>Volunteer Assistant Coach</i> | Eric Fonoimoana | 0-3818 |
| <i>Technical Operations</i> | Justin Chang (chan886) | 0-1662 |

WOMEN'S CROSS COUNTRY – 1-2170 – LTS, mc0602

| | | |
|-------------------|-------------------------|--------|
| <i>Head Coach</i> | Patrick Henner (henner) | 1-2172 |
|-------------------|-------------------------|--------|

MEN'S & WOMEN'S GOLF – 0-3835 – HER L124, mc0602

| | | |
|--|------------------------------------|--------|
| <i>Head Coach (Men's)</i> | Chris Zambri (zambri) | 1-3010 |
| <i>Head Coach (Women's)</i> | Justin Silverstein (j.silverstein) | 0-3835 |
| <i>Assistant Coach (Men's)</i> | Bobby Gojuangco (gojuangc) | 1-4552 |
| <i>Assistant Coach (Women's)</i> | Katie Mitchell (katiemit) | 0-3835 |
| <i>Volunteer Assistant Coach (Women's)</i> | Jim Gormley | 0-3835 |

WOMEN'S LACROSSE – 0-0917 – HER L124, mc2360

| | | |
|-------------------------------|-------------------------|--------|
| <i>Head Coach</i> | Lindsey Munday (munday) | 0-0917 |
| <i>Associate Head Coach</i> | Deemer Class (classiv) | 0-0391 |
| <i>Assistant Coach</i> | Katie Hertsch (hertsch) | 0-0368 |
| <i>Director of Operations</i> | Megan Ward (wardmega) | 1-6133 |

WOMEN'S ROWING – 0-3830 – HER L124, mc0602

| | | |
|--------------------------------------|--|--------|
| <i>Director of Rowing/Head Coach</i> | Josh Adam (jadam) | 0-3830 |
| <i>Assistant Coach</i> | Megan Biging (biging) | 1-4521 |
| <i>Assistant Coach</i> | Martina Vlatkovic (vlatkovi) | 0-3831 |
| <i>Assistant Coach</i> | TBA | 0-3831 |
| <i>Director of Operations/Rigger</i> | Doug Thiemann (dthiemann) [213] 280-9490 | |

WOMEN'S SOCCER – 0-3922 – HER L124, mc0602

| | | |
|----------------------------------|---------------------------------|--------|
| <i>Head Coach</i> | Keidane McAlpine (keidanem) | 0-3849 |
| <i>Associate Head Coach</i> | Jason Lockhart (jason.lockhart) | 0-1356 |
| <i>Assistant Coach</i> | Sammy Towne (soccer) | 0-6155 |
| <i>Volunteer Assistant Coach</i> | Ian Feuer (soccer) | 0-3922 |
| <i>Director of Operations</i> | Carla Hayden (carlahay) | 0-3922 |

MEN'S & WOMEN'S SWIMMING – 0-8444 – UAC, mc2511

| | | |
|----------------------------------|---------------------------------|--------|
| <i>Head Coach</i> | Dave Salo (dsalo) | 0-8450 |
| <i>Head Assistant Coach</i> | Catherine Kase (vogtc) | 0-8456 |
| <i>Assistant Coach</i> | Chase Bloch (cbloch) | 0-8451 |
| <i>Assistant Coach</i> | Jordan Schrottenboer (jschrote) | 1-7399 |
| <i>Head Diving Coach</i> | Hongping Li (hpl) | 0-8445 |
| <i>Volunteer Assistant Coach</i> | Victoria Ishimatsu | 0-8444 |
| <i>Administrative Assistant</i> | Vanessa Rideau (vanessa.rideau) | 1-3189 |

MEN'S TENNIS – 0-3829 – MTS, mc0006

| | | |
|----------------------------------|--------------------------|--------|
| <i>Head Coach</i> | Peter Smith (sctennis) | 0-3829 |
| <i>Assistant Coach</i> | Kris Kwinta (kwinta) | 1-4425 |
| <i>Volunteer Assistant Coach</i> | Deiton Baughman | 0-3829 |
| <i>Director of Operations</i> | Philip Siordia (siordia) | 1-4426 |

WOMEN'S TENNIS – 0-3828 – MTS, mc0006

| | | |
|----------------------------------|--------------------------|--------|
| <i>Head Coach</i> | Alison Swain (alisonsw) | 0-3828 |
| <i>Associate Head Coach</i> | Chris Wootton (cwootton) | 0-8874 |
| <i>Volunteer Assistant Coach</i> | Rachel Manasse (rm.284) | 0-3828 |
| <i>Director of Operations</i> | Philip Siordia (siordia) | 1-4426 |

MEN'S & WOMEN'S TRACK & FIELD – 1-2170 – LTS, mc0602

| | | |
|---|--|--------|
| <i>Director</i> | Caryl Smith Gilbert (caryl.smithgilbert) | 0-4201 |
| <i>Assistant Coach--Jumps/Multis</i> | TBA | 0-7016 |
| <i>Assistant Coach--Distance</i> | Patrick Henner (henner) | 1-2172 |
| <i>Assistant Coach--Throws</i> | Dan Lange (dlange) | 0-3836 |
| <i>Assistant Coach--Sprints</i> | Quincy Watts (qwatts) | 0-3834 |
| <i>Assistant Coach--Hurdles/Sprints</i> | Skyler Willis (skyleriwi) | 0-9422 |
| <i>Director of Operations</i> | Kyrath McCowan (krmccowan) | 1-2171 |
| <i>Assistant Director of Operations</i> | Andrew De Kruyf (dekruyf) | 0-4176 |

MEN'S VOLLEYBALL – 0-3838 – GAP, mc2360

| | | |
|----------------------------------|--------------------------|--------|
| <i>Head Coach</i> | Jeff Nygaard (jnygaard) | 0-3838 |
| <i>Assistant Coach</i> | Gary Sato (garysato) | 0-3839 |
| <i>Assistant Coach</i> | TBA | 0-0854 |
| <i>Volunteer Assistant Coach</i> | Matt LaSance (ml.429) | 0-3828 |
| <i>Technical Operations</i> | Justin Chang (chan886) | 0-1662 |
| <i>Director of Operations</i> | Ryan Plunkett (rplunket) | 0-0849 |

WOMEN'S VOLLEYBALL – 0-4151 – GAP, mc2360

| | | |
|-------------------------------|-----------------------------|--------|
| <i>Head Coach</i> | Brent Crouch (crouch) | 0-0626 |
| <i>Associate Head Coach</i> | JJ Van Niel (vanniel) | 0-4206 |
| <i>Assistant Coach</i> | Alex Dunphy (dunphy) | 0-0640 |
| <i>Director of Operations</i> | Haley Brightwell (hbrightw) | 0-4151 |
| <i>Technical Operations</i> | Justin Chang (chan886) | 0-1662 |

MEN'S & WOMEN'S WATER POLO – 0-8444 – UAC, mc2511

| | | |
|---|---------------------------------|--------|
| <i>Interim Head Coach (m)/Assistant Coach (w)</i> | Marko Pintaric (pintaric) | 0-8458 |
| <i>Interim Head Coach (w)/Assistant Coach (m)</i> | Casey Moon (caseymoo) | 0-5985 |
| <i>Administrative Assistant</i> | Vanessa Rideau (vanessa.rideau) | 1-3189 |

TICKET OFFICE – 0-4672 (GO SC) – STU 100, mc4893

| | | |
|-----------------|----------------|--------|
| <i>Director</i> | Lauren Ranieri | 0-4672 |
|-----------------|----------------|--------|

USC Administration

PRESIDENT: Carol L. Folt (213-740-2111)
INTERIM PROVOST AND SENIOR VP, ACADEMIC AFFAIRS: Elizabeth Graddy
SENIOR VP, UNIVERSITY ADVANCEMENT: Albert R. Checcio
SENIOR VP, CEO, KECK MEDICINE OF USC: Thomas E. Jackiewicz
SENIOR VP, CHIEF COMMUNICATIONS OFFICER: Glenn Osaki
SENIOR VP, FINANCE, CHIEF FINANCIAL OFFICER: James M. Staten
SENIOR VP, HUMAN RESOURCES: Felicia A. Washington
SENIOR VP, ADMINISTRATION: David W. Wright
SENIOR VP, UNIVERSITY RELATIONS: TBA
GENERAL COUNSEL: TBA
CHIEF INVESTMENT OFFICER: Lisa Mazzocco

UNIVERSITY PERSONNEL

FACULTY ATHLETIC REPRESENTATIVE – 1-4410 – HER 203A, mc2544

Faculty Athletic Representative Dr. Alan G. Green, PhD (alagree@usc.edu) 0-2532

COMPLIANCE – 0-3832 – BKS 402 and HER 203A, mc2544

| | | |
|--|-----------------------------|--------|
| <i>Associate VP for Athletic Compliance</i> | Scott Simon (ssimon) | 0-0543 |
| <i>Senior Director of Compliance</i> | Ralph Shick (shick) | 0-5544 |
| <i>Senior Director of Compliance</i> | Kyle Waterstone (watersto) | 0-2528 |
| <i>Director of Compliance</i> | De-Neita Peoples (dpeoples) | 0-5466 |
| <i>Director of Compliance</i> | Brooke Williams (bwilliam) | 0-0542 |
| <i>Director of Compliance</i> | Kyle Siemer (ksiemer) | 0-2461 |
| <i>Asst. Director of Compliance (Monitoring)</i> | Katharine Cresser (cresser) | 1-4548 |
| <i>Asst. Director of Compliance (Monitoring)</i> | Jake Cunningham (jakec) | 0-5511 |
| <i>Dir. of Athletic Compliance Financial Aid</i> | Andrew Matson (amatson) | 0-4577 |
| <i>Executive Assistant</i> | Gigi Shapiro (gshapiro) | 0-6127 |

EQUITY & DIVERSITY – 0-5086 – FIG 202, mc1261

Title IX Coordinator Gretchen Dahlinger Means (dahlinge) 0-5086





2019 FOOTBALL OUTLOOK

For the USC football team, the calendar flip to 2019 couldn't arrive quick enough.

Soon after the Trojans' trying 2018 season ended, preparation for the 2019 campaign began with winter workouts in early January and it continued with spring practice, during summer workouts and now into fall camp.

"Each year brings a new team, with new hope and new challenges," said USC head coach **Clay Helton**, who guided the Trojans to a Rose Bowl victory in 2016 and a Pac-12 Championship Game win in 2017 before seeing his team struggle in 2018, his third full season at Troy. "We have identified and addressed the lessons we learned from last season. Now it's time to move on to prepare this team for the 2019 season and the very demanding schedule we will face.

"We need to make the most of every second of every practice. We will be installing a new offensive system, teaching our current defensive system to some new players and indoctrinating new personnel into our special teams units."

USC's players and coaches are keenly focused on rebounding from a 2018 season in which the Trojans went 5-7 overall, with the last 4 losses all by 7 points or less. Troy was 4-5 in Pac-12 play.

"I'm very excited for the 2019 season," said Helton, who has seen more than a third (10) of his overall coaching victories come over AP Top 25 teams, including 3 Top 5 wins. "We have something to prove. We know we have to live with last season until Game 1 kicks off. We have been working hard to move forward and to get rid of the bad taste of last season. I have been watching our team improve every day this off-season and I can't wait for the Trojan Family to see the results of the hard work they are putting in."

Besides preparing his team in all 3 phases of the game, Helton has another goal.

"We not only will continue to develop our players—a process that started with our January workouts and into spring ball—but we will focus on our 'attention to detail' when it comes to fundamentals and technique, penalties and turnovers," said Helton, the first USC head coach to have 10-win seasons in each of his first 2 full seasons. "That must improve in order for us to be back to a championship level. In 2016 and 2017, we did those little things well and we won 21 games, a Rose Bowl and a Pac-12 title. Last season, those things cost us close games down the stretch.

"My total focus, therefore, will be on the discipline of the game. I'll let our coordinators install scheme and system. And that's how it will be in fall practices and during games, when the coordinators will call the plays and I'll manage game situations."

USC returns 75 squadmen from the 2018 team, including 53 who saw action. Six starters are back on offense and 5 on defense, plus the kicker. Twenty other players have started at least once in their careers. The returnees will be joined by 35 newcomers who comprise a Top 20 recruiting class, including 12 who enrolled at USC in the spring so they could participate in spring practice.

"This is a mature group of newcomers that has a sense of urgency to be great," said Helton, who during his tenure led USC to winning streaks of 19 home games, 13 overall games and 13 Power 5 games. "I am very optimistic about our program's future with all of them on our roster."

USC's offense returns its starting quarterback, its top 4 wideouts, a pair of runners with a combined career 1,500-plus rush yards and 13 TDs and 2 starting linemen. **JT Daniels**, who last fall was only the second Trojan true freshman to start a season opener at quarterback, threw for 2,672 yards in 2018 just a season after graduating high school a year early. **Matt Fink** and **Jack Sears** also are tested signalcallers, with Sears even starting once last season. **Michael Pittman Jr.** (41 catches, 6 TDs in 2018), **Tyler Vaughns** (58, 6), **Amon-Ra St. Brown** (60, 3) and **Velus Jones Jr.** (24, 1) are the nucleus of one of the nation's most dangerous pass catching corps after combining for nearly 2,500 receiving yards last season (Vaughns has 115 career grabs and Pittman has 70, while last year St. Brown was just the fourth true freshman to top USC in receptions). Tailbacks **Vavae Malepeai** (501 rushing yards, 8 TDs in 2018) and **Stephen Carr** (384 yards last year) saw plenty of action last fall and both also are excellent receivers. **Andrew Vorhees** has started 2 seasons at right guard, while **Austin Jackson** exhibited next-level potential while 2018's left tackle. Other offensive players returning with career starts are tight ends **Josh Falo** and **Erik Krommenhoek**, center **Brett Neilon** and tackles **Jalen McKenzie** and **Clayton Bradley**.

Troy's defense returns linemen **Christian Rector** (20 tackles for loss with 12 sacks in his career), **Marlon Tuipulotu** and **Jay Tufele** (a 2018 Freshman All-American first teamer), inside linebackers **John Houston Jr.** (167 stops as a 2-year starter) and **Jordan Iosefa** (he started on the outside in 2018) and a pair of high-potential young safeties who shared starts last fall before getting hurt (**Talanoa Hufanga** and **Isaiah Pola-Mao**). Also back with career starts on defense are inside linebacker **Palae Gaoteote IV**, linemen **Brandon Pili**, **Jacob Lichtenstein** and **Connor Murphy**, cornerbacks **Greg Johnson** and **Chase Williams** and safety **C.J. Pollard**.

USC is well-stocked at placekicker, with **Michael Brown** (the 2018 starter after missing 2017 with an injury), **Chase McGrath** (he missed most of last season after starting in 2017) and kickoff specialist **Alex Stadthaus**. McGrath has 18 career field goals, Brown has 7. Two-year starting long snapper **Damon**

RETURNING STARTERS

OFFENSE (6)

JT Daniels, QB
Michael Pittman Jr., WR
Tyler Vaughns, WR
Amon-Ra St. Brown, WR*
Velus Jones Jr., WR*
Andrew Vorhees, OG-DT
Austin Jackson, OT

DEFENSE (5)

Christian Rector, DL
John Houston Jr., ILB
Jordan Iosefa, ILB
Marlon Tuipulotu, DL
Talanoa Hufanga, S*
Isaiah Pola-Mao, S*
*Shared starts

SPECIALISTS (1)

Michael Brown, PK

OTHERS RETURNING WITH CAREER STARTS

Damon Johnson, SNP (24)
Chase McGrath, PK (14)
Alex Stadthaus, PK (12)
Jay Tufele, DL (5)
Palae Gaoteote IV, ILB (5)
Brandon Pili, DL (4)
Greg Johnson, CB (4)
Clayton Bradley, OT (3)
Stephen Carr, TB (3)
Josh Falo, TE (3)
Erik Krommenhoek, TE (3)
Jalen McKenzie, OT (2)
Jacob Lichtenstein, DL (2)
Jack Sears, QB (1)
Vavae Malepeai, TB (1)
Brett Neilon, C (1)
C.J. Pollard, S (1)
Connor Murphy, DL (1)
Chase Williams, CB (1)

Johnson returns. Receivers **Vaughns** (13th nationally in punt returns in 2018) and **Jones** (ninth on USC's career kickoff return list) are back as potent return specialists.

"Everyone will compete for playing time in every practice," said Helton, who is 19-3 in the Coliseum and 24-10 versus Pac-12 foes, including 15-4 against the Pac-12 South. "The practice field will decide who plays. Nobody owns a job, no one can be comfortable or stagnant. We won't even have a depth chart until the day before each game because players will be competing for playing time on a weekly basis."

Helton revamped his coaching staff in the offseason, bringing in 5 new assistants and reassigning roles for several of the holdovers.

Graham Harrell, a record-setting quarterback under Mike Leach at Texas Tech and then produced national Top 25 offenses the past 2 seasons while calling plays at North Texas, is USC's new offensive coordinator and quarterbacks coach. His system has elements of Leach's "Air Raid" attack, but also gets solid production on the ground. **Mike Jinks**, who was head coach at Bowling Green the past 3 years after handling the running backs at Texas Tech, will coach the Trojans runners. **Greg Burns**, the secondary coach on USC's 2003 and 2004 national championship teams before heading to the NFL and 3 other Pac-12 schools, returns in that role. **Chad Kauha'aha'a** will guide USC's defensive line after doing so at schools such as Utah, Wisconsin, Oregon State and, most recently, Boise State. **Joe DeForest**, a USC defensive analyst last year who has 29 years of collegiate coaching experience, will coach the outside linebackers. Also, two former Trojans—**Chris Hawkins** and **Viane Talamaivao**—have returned to their alma mater as graduate assistants.

Clancy Pendergast returns as USC's defensive coordinator (he also adds the title of assistant head coach) and **John Baxter** as the special teams coordinator (he also will tutor the tight ends). **Tim Drevno** switches to the offensive line this year (he was the running backs coach last year), a role he has held at Stanford, Michigan, the San Francisco 49ers and, in 2014, USC. He also will continue as the run game and pass protection coordinator. Ex-USC and NFL star wideout **Keary Colbert** will coach Troy's wide receivers this year after handling the tight ends and inside receivers last fall. **Johnny Nansen** will focus on the inside linebackers this year (he was the linebackers coach in 2018) and also takes on the defensive run game coordinator duty in 2019. Former Trojans **Michael Hutchings** and **Dane Stevens** are back as grad assistants.

Among the players gone from the 2018 roster on offense are tailback **AcaCedric Ware** (1,505 career rushing yards, including a team-best 825 in 2018), tight end **Tyler Petite** (53 career receptions as a 2-year starter) and a trio of veteran offensive linemen in right tackle **Chuma Edoga**, left guard **Chris Brown** and center **Toa Lobendahn** (he also played tackle and guard in his career). Missing on defense are 4-year starting inside linebacker **Cameron Smith** (354 career tackles and the first Trojan in 40 years to top the team in tackles for 3 consecutive years), safety **Marvell Tell III** (221 tackles and 5 interceptions in his career), outside linebacker **Porter Gustin** (33 tackles for loss with 21 sacks in his career, including team-highs of 10 and 7 in 2018), cornerbacks **Iman Marshall** (a 4-year starter with 218 tackles and 6 picks in his career), **Ajene Harris** (USC's nickel back in 2018 with 6 career interceptions, including a school record-tying 3 for TDs), **Isaiah Langley** and **Jonathan Lockett** and linemen **Malik Dorton**. Gone from last year's special teams are punters **Reid Budrovich** (40.5-yard career average) and **Chris Tilbey** and holder **Wyatt Schmidt**.

Fans attending USC's 6 home games in 2019 will enjoy the Coliseum's completed \$315-million renovation, which includes new seats with increased legroom, along with aisle handrails, additional aisles and a new stadium-wide Wi-Fi system. There also will be a south-side structure housing suites, loge boxes, club seats, a new concourse and a new press box.

USC's challenging 12-game 2019 schedule features 9 teams (including its first 6 opponents) that played in bowls last year, with 5 winning their bowl. Half of the Trojans' foes this season won at least 9 games in 2018. USC will open its slate at home on Labor Day weekend by hosting Fresno State of the Mountain West on Aug. 31. It will be just the 11th time that Troy plays a game in August (it last occurred in 2014, also against the Bulldogs) and the Trojans have won their last 7 August contests. The Trojans stay at home to open league competition against Stanford on Sept. 7, the ninth consecutive year that USC will play the Pac-12's first conference game of the year (California also plays at Washington that day). USC has its first road game of 2019 on Sept. 14 when it makes its second-ever visit to independent BYU (the first time was in 2004). Troy then returns to the Coliseum for a Friday night contest against Utah on Sept. 20, just the second Friday home game since 1999 for the Trojans. USC next travels to defending Pac-12 champion Washington on Sept. 28, Troy's first time playing the Huskies since 2016 due to the league scheduling rotation. After a bye the following weekend, USC remains on the road for its annual interconference clash with Notre Dame, visiting South Bend on Oct. 12. USC hosts Arizona on Oct. 19 for Homecoming, then goes to Colorado for another Friday night game on Oct. 25, marking the first time since 1977 that the Trojans have had a pair of regular season Friday games. The Trojans welcome Oregon to the Coliseum on Nov. 2 (Trojan Family Weekend), the teams' first encounter since 2016. USC then plays back-to-back road games, at Arizona State on Nov. 9 and at California on Nov. 16. Troy concludes its 2019 regular season by hosting crosstown rival UCLA on Nov. 23. USC's Pac-12 "misses" in 2019 are Washington State and Oregon State.



Losing seasons don't happen often at USC (only 13 times in the modern era), but when they do the Trojans have a history of answering with a winning season the following year. For instance, the last 4 times Troy was coming off a losing season, it played in a bowl the following year, including winning a pair of Rose Bowls and a national championship.

The Trojans are planning for a similar result in 2019.

OFFENSE

Six starters return on offense from 2018: quarterback **JT Daniels**, wide receivers **Michael Pittman Jr.**, **Tyler Vaughns**, **Amon-Ra St. Brown** and **Velus Jones Jr.** (St. Brown and Jones split starts), tackle **Austin Jackson** and guard **Andrew Vorhees**. Other offensive players back with starting experience are tailbacks **Vavae Malepeai** and **Stephen Carr**, quarterback **Jack Sears**, tight ends **Josh Falo** and **Erik Krommenhoek**, center **Brett Neilon** and tackles **Jalen McKenzie** and **Clayton Bradley**.

USC has nearly 50% of its 2018 rushing yards returning in 2019, including 11 of the 12 players who carried the ball (all except its rushing leader). All 4 players who threw a pass in 2018 return, as do 10 of the 13 players who had receptions, including Troy's top 6 pass catchers (91% of its catches return). USC's offense welcomes back its starting quarterback, its top 4 wideouts, a rushing duo with a combined career 1,500-plus ground yards and a pair of starting linemen. However, last season's total offense (382.1) and scoring (26.1) averages were USC's lowest since 2001.

Helton brought in offensive coordinator/quarterbacks coach **Graham Harrell** to implement his version of the "Air Raid" offense (it features more of the run game than the original Mike Leach "Air Raid"). New running backs coach **Mike Jinks** will direct the ball carriers (he has experience coaching the run portion of Harrell's system), **Tim Drevno** moves over from running backs coach to once again handle the offensive line, **Keary Colbert** now will coach the wide receivers (he worked with the tight ends and slot receivers last year) and **John Baxter** reassumes mentoring the tight ends along with his special teams chores.

"Obviously, this is an exciting time for us offensively as we move to **Graham Harrell's new system**," said Helton. "The system fits our current personnel well and allows us to use all our weapons, but there will be a learning process."

QUARTERBACKS

Harrell can choose from an array of experienced quarterbacks to run his offense.

Sophomore **JT Daniels** (216-of-363, 59.5%, 2,672 yds, 14 TD, 10 int in 2018) started 11 games in 2018, only a season after graduating high school a year early. He threw for 2,672 yards and 14 touchdowns last fall and was just the second Trojan true freshman to start a season opener at quarterback. His 37 completions against Notre Dame was a USC game record. He had a trio of 300-yard passing outings in 2018.

Junior **Matt Fink** (7-of-9, 77.8%, 46 yds, 1 TD in 2018, plus 7 tcb, 24 yds, 3.4 avg) has played in 7 games in his career, completing 72% of his 18 passes and also running for 106 yards. He was 7-of-9 passing last season with a TD as Daniels' backup and stepped in when Daniels was knocked out of the Utah contest, but broken ribs in that game ended Fink's season.

Sophomore **Jack Sears** (20-of-28, 71.4%, 235 yds, 2 TD in 2018, plus 10 tcb, 10 yds, 1.0 avg), as mobile as Fink, was USC's No. 3 quarterback last season. He started against Arizona State in 2018 with Daniels and Fink sidelined by injuries and nearly led the Trojans to victory (a 3-point loss) while hitting 71% of his aeriels with 2 TDs. It was his only career action.

There also are 2 walk-ons: redshirt freshman **Trevor Scully** and first-year freshman **Scott Harris**.

Freshman **Kedon Slovis** (Desert Mountain High in Scottsdale, Ariz.), who had NFL Hall of Famer Kurt Warner as his prep position coach, graduated high school early and enrolled at USC this spring so he could participate in spring practice.


"It was good to have all our quarterbacks here for spring practice," said Helton. "They're learning a new offensive system, and I look forward to watching them compete and progress."

QUARTERBACKS

JT DANIELS, So.
Matt Fink, Jr.
Scott Harris, In. Fr.
Trevor Scully, RFr.
Jack Sears, So.
Kedon Slovis, Fr.



JT DANIELS



VAVAE MALEPEAI

RUNNING BACKS

USC's top rusher from 2018, tailback Aca/Cedric Ware, is gone, but the Trojans have a nice mix of power and speed runners able to replace him, and all are capable pass catchers (a necessary skill in Harrell's system). Ware ran for 1,505 yards in his career with 10 TDs, with 7100-yard performances. As the 2018 starter, he had a team-high 825 rushing yards with 6 scores while averaging 6.6 yards per carry and posting a quartet of 100-yard efforts (including 205 yards at Oregon State).

Junior tailbacks **Vavae Malepeai** (93 tcb, 501 yds, 5.4 avg, 8 TD in 2018, plus 15 rec, 88 yds, 5.9 avg and 1 tac) and **Stephen Carr** (81 tcb, 384 yds, 4.7 avg, 2 TD in 2018, plus 8 rec, 26 yds, 3.2 avg and 6 KOR, 151 yds, 25.2 avg), who together have run for more than 1,500 yards and caught 40-plus passes in their careers while starting 3 times, have seen significant action the past 2 years. Malepeai is a downhill runner, while Carr is fleet; both excel at catching the ball out of the backfield and both contribute on special teams. Malepeai had a 100-yard game at Oregon State last year, while Carr did so against Stanford in 2017. An ankle sprain sidelined Carr for USC's last 3 contests of 2018.

Powerful redshirt freshman tailback **Markese Stepp** (7 tcb, 33 yds, 4.7 avg in 2018, plus 1 rec, 7 yds, 7.0 avg and 1 tac) showed well in limited action in 4 games last fall and was able to redshirt.

Then there are 3 walk-on tailbacks available: juniors **Quincy Jountti**, who redshirted last year after transferring from Sacramento State (he saw action there as a running back and defensive back), and **Chris Edmondson** (he has yet to play) and sophomore **Ben Easington** (he played on special teams in a game in 2018 before hurting his shoulder, an injury that slowed him in 2019 spring drills).

Speedster **Kenan Christon** (Madison High in San Diego, Calif.) joins the tailback group in the fall as a freshman. He rushed for 3,000-plus yards in his prep career and also was the 2019 California state 100- and 200-meter dash champion (he has bests of 10.30 and 20.55).

"This is an experienced group, as both runners and receivers," said Helton. "Their continued progression will be important for our offense."

RUNNING BACKS

Stephen Carr, TB, Jr.
Kenan Christon, TB, In. Fr.
Ben Easington, TB, So.
Chris Edmondson, TB, Jr.
Quincy Jountti, TB, Jr.
Vavae Malepeai, TB, Jr.
Markese Stepp, TB, RFr.

WIDE RECEIVERS

USC might sport the best wide receiving outfit in the country in 2019 and the personnel should thrive in Harrell's offensive attack. Troy's top 4 pass catchers from 2018 return, bringing with them 183 catches, 2,448 yards and 16 touchdowns from last season.

Senior **Michael Pittman Jr.** (41 rec, 758 yds, 18.5 avg, 6 TD in 2018, plus 1 rcb, 9 yds, 9.0 avg and 1 PR, 4 yds, 4.0 avg and 1 tac and 1 BLK P) is the unit's elder statesman, with 70 career clutches for 1,244 yards and 8 scores with 17 starts. He had 41 receptions for a team-high 758 yards and 6 TDs in 2018 (with 3 100-yard games) and his 18.5 yards per catch average was in the national Top 20.


Smooth, sure-handed junior **Tyler Vaughns** (58 rec, 674 yds, 11.6 avg, 6 TD in 2018, plus 19 PR, 199 yds, 10.5 avg, 1 TD and 1-of-1 passing, 36 yds, 1 TD) has 115 career catches for 1,483 yards and 11 scores with 21 starts to rank 23rd on USC's all-time receptions chart. Last season, he caught 58 passes for 674 yards and 6 touchdowns. He closed 2018 with 12 catches for 120 yards and a TD versus Notre Dame. Also a threat returning punts, his 10.5 average last fall was 13th nationally (he had an 82-yard TD). He was the first Trojan since at least 1971 with a TD catch, TD pass and punt return TD in a game when he did so last year against Arizona State.

Preocious sophomore **Amon-Ra St. Brown** (60 rec, 750 yds, 12.5 avg, 3 TD in 2018, plus 2 tcb, 9 yds, 4.5 avg and 1 PR, 9 yds, 9.0 avg and 1 tac), Daniels' high school receiver, had an eye-opening debut in 2018. He was just the fourth USC true freshman to lead the Trojans in season receptions (60, good for 750 yards and 3 TDs), joining legends Mike Williams, Dwayne Jarrett and Robert Woods. At Texas, he had 9 grabs for 167 yards, the most receiving yards by a Trojan true frosh since 2011.

Junior **Velus Jones Jr.** (24 rec, 266 yds, 11.1 avg, 1 TD in 2018, plus 6 tcb, 13 yds, 2.2 avg, 1 TD and 21 KOR, 483 yds, 23.0 avg and 1 tac) made an impact catching passes and returning kicks in 2018. He had 24 receptions for 266 yards and ran back 21 kickoffs for 483 yards last season. He is ninth on USC's career kickoff return list with 52 runbacks for 1,243 yards (a 23.9 average).




STEPHEN CARR



MICHAEL PITTMAN JR.

2019 SEASON OUTLOOK



TYLER VAUGHNS



AMON-RA ST. BROWN

Don't overlook promising sophomore **Devon Williams** (4 rec, 87 yds, 21.8 avg, 1 TD in 2018, plus 1 tac and 1 PR TD). He saw action in all 12 games last season, catching 4 passes (with a TD) and even returning a blocked punt for another score.

Four walk-on wideouts have yet to see action at USC: seniors **Matthew Hocum** (a hand injury sidelined him for half of 2018) and **Winston Guillory III** (he previously played at Vanderbilt), soph **Jack Webster** and redshirt freshman **Zach Wilson**.

There's a newcomer among the wide receivers with a familiar name to Trojan fans: freshman **John Jackson III**, who enrolled at USC this spring after sitting out the 2018 season. His father is former USC 2-time Academic All-American wide receiver and outfielder John Jackson Jr., who set the school's career records in pass receptions and stolen bases (earning All-Pac-10 honors in both sports) before playing both sports professionally and then enjoying a successful broadcasting career (including on USC football radio). His grandfather, John Sr., was USC's running backs coach during the Heisman seasons of Charles White and Marcus Allen. The youngest JJ, who prepped at Serra High in Gardena (Calif.), might also play baseball for the Trojans.

Four talented receivers will come aboard in the fall as freshmen: **Bru McCoy** (Mater Dei High in Santa Ana, Calif.), **Kyle Ford** (Orange Lutheran High in Orange, Calif.), prep All-American **Drake London** (Moorpark High in Moorpark, Calif.) and **Munir McClain** (JSerra Catholic High in San Juan Capistrano, Calif.). McCoy, who originally enrolled at USC in the spring but then transferred to Texas, came back to Troy this fall after earning national prep Player of the Year honors while catching 78 passes for 1,428 yards and 18 scores in 2018. Ford is coming off a 2018 knee injury, but in his career had 172 catches for nearly 3,000 yards and 20-plus TDs. The 6-5 London, who had 113 career receptions for more than 2,000 yards with 23 TDs, doubles as a highly-regarded basketball player and might join the Trojan hoopsters. McClain, whose brother, Abdul-Malik, is a redshirt freshman outside linebacker for the Trojans, played only half of his junior and senior seasons due to a knee injury, but still caught 14 TDs. Also joining in the fall is first-year freshman walk-on **Chase Locke**.

"We have some very talented wide receivers," said Helton. "As a unit, they have the potential to be one of the top receiving corps in the country."

WIDE RECEIVERS

Kyle Ford, In. Fr.
Winston Guillory III, Sr.
Matthew Hocum, Sr.
John Jackson III, Fr.
VELUS JONES JR., Jr.
Chase Locke, In. Fr.
Drake London, In. Fr.
Munir McClain, In. Fr.
Bru McCoy, In. Fr.
MICHAEL PITTMAN JR., Sr.
AMON-RA ST. BROWN, So.
TYLER VAUGHNS, Sr.
Jack Webster, So.
Devon Williams, So.
Zach Wilson, RFr.

TIGHT ENDS

USC will miss the veteran play of 2-year starting tight end Tyler Petite, who had 53 career receptions. But Troy is not lacking in quality players at this position. There is high-caliber experience returning along with good-looking newcomers aiming to enter the rotation. Under Harrell's system, expect the tight ends to be more involved in the passing attack (last season, the group had only 17 receptions).

Juniors **Josh Faló** (10 rec, 158 yds, 15.8 avg in 2018) and **Erik Krommenhoek** (2 rec, 6 yds, 3.0 avg in 2018, plus 1 tcb, 8 yds, 8.0 avg) have both started at times. They are equally-adept at blocking and receiving, although Faló usually is used more downfield and Krommenhoek blocking in the run game.

Junior walk-ons **Chris Caulk** and **Scott Voigt** are also available (they have yet to play).

Jude Wolfe (St. John Bosco High in Bellflower, Calif.) graduated a semester early from high school and enrolled at USC this spring as a freshman (he was slowed with a back injury), while **Ethan Rae** (Orange Lutheran High in Orange, Calif.) starts in the fall as a frosh. Both were 2018 prep All-Americans. First-year freshman walk-on **Sean Mahoney** also comes in the fall.

"With our new system, we expect our tight ends to be even more involved in the passing game," said Helton. "There is a good mix of returnees and newcomers."

TIGHT ENDS

Chris Caulk, Jr.
Josh Faló, Jr.
Erik Krommenhoek, Jr.
Sean Mahoney, In. Fr.
Ethan Rae, In. Fr.
Scott Voigt, Jr.
Jude Wolfe, Fr.

OFFENSIVE LINEMEN

USC must replace a trio of offensive line vets in right tackle Chuma Edoga (2-year starter), left guard Chris Brown (2-year starter) and center Toa Lobendahn (he started all 45 games in which he played), who also appeared at tackle and guard in his career.

Junior **Austin Jackson** was impressive starting for his first season at left tackle in 2018 and has a bright future. Fellow junior **Andrew Vorhees** has been the starting right guard the past 2 seasons and has played well (Vorhees also can move to tackle).

Looking to see action at tackle are senior **Clayton Bradley** (he has 3 career starts, but was dinged this spring with a back injury), juniors **Liam Jimmons** (6 tac, 2.5 for loss in 2018), a converted defensive lineman who moved to offense this spring, and **Bernard Schirmer** (he missed 2019 spring practice due to personal reasons), and sophomore **Jalen McKenzie** (2 starts in 2018). Also in the mix at tackle is graduate transfer **Drew Richmond**, a 3-year starter at Tennessee who came to USC this season as a senior.

Pushing for playing time at guard are senior **Jacob Daniel**, junior **Frank Martin II**, soph **Alijah Vera-Tucker** (he saw action in 12 games last fall) and redshirt freshmen **Liam Douglass** and walk-on **AJ Mageo**, who both also might work at tackle.

Battling to start at center will be sophomore **Brett Neilon** (he started once last season), redshirt freshman **Justin Dedich** and walk-on redshirt frosh **Mark Zuvich**.

Newcomers hoping to make a dent as freshmen are center-guard **Gino Quinones** (Saint Louis High in Honolulu, Hi.), who graduated a semester early from high school and enrolled at USC this spring, plus fall enrollee **Jason Rodriguez** (Oak Hills High in Oak Hills, Calif.), a guard-tackle.

"It's nice to have a true three-deep on the offensive line," said Helton. "There will be a number of players competing for jobs and I look forward to watching them develop and battle."

OFFENSIVE LINEMEN

Clayton Bradley, OT, Sr.
Jacob Daniel, OG, Sr.
Justin Dedich, C, RFr.
Liam Douglass, OG-OT, RFr.
AUSTIN JACKSON, OT, Jr.
Liam Jimmons, OT, Jr.
AJ Mageo, OG-OT, RFr.
Frank Martin II, OG, Jr.
Jalen McKenzie, OT, So.
Brett Neilon, C, So.
Gino Quinones, C-OG, Fr.
Drew Richmond, OT, Sr.
Jason Rodriguez, OG-OT, In. Fr.
Bernard Schirmer, OT, Jr.
Alijah Vera-Tucker, OG, So.
ANDREW VORHEES, OG-OT, Jr.
Mark Zuvich, C, RFr.

DEFENSE

Five defensive starters return from 2018: defensive linemen **Christian Rector** and **Marlon Tuipulotu**, inside linebackers **John Houston Jr.** and **Jordan Iosefa** (Iosefa played on the outside last year) and safeties **Talanoa Hufanga** and **Isaiah Pola-Mao** (Hufanga and Pola-Mao split starts in 2018). Other defensive players back with career starts are inside linebacker **Palai Gaoteote IV**, linemen **Brandon Pili**, **Jacob Lichtenstein** and **Connor Murphy**, cornerbacks **Greg Johnson** and **Chase Williams** and safety **C.J. Pollard**.

Last season, USC held 6 of its 12 opponents to 21 points or less and its 63 pass deflections ranked 11th nationally. But Troy allowed its most points per outing (27.0) since 2000 and its most rushing yards (164.4) since 2012. The Trojans got only 10 turnovers all year, including just 4 interceptions. USC must replace its 2018 leaders in tackles, tackles for loss, sacks and deflections.



AUSTIN JACKSON



ANDREW VORHEES

Defensive coordinator **Clancy Pendergast's** attacking system (a 5-2 formation that can morph into a 3-4 or 4-3), which often employs 5 defensive backs, has historically been staunch. He'll have 3 new assistant coaches helping him in 2018: secondary coach **Greg Burns**, who held that role on USC's 2003 and 2004 national title teams, defensive line coach **Chad Kauha'aha'a** (he previously worked at Utah, Wisconsin, Oregon State and Boise State) and outside linebackers coach **Joe DeForest**, a USC defensive analyst last year who has 29 years of collegiate coaching experience. **Johnny Nansen** will focus on the inside linebackers this year (he was the linebackers coach in 2018) and also be the defensive run game coordinator in 2019.

"I'm excited to continue the system we've had in place here under **Clancy Pendergast**, although he has simplified it a bit this year" said Helton. "Our veterans have a great grasp of the system, which should give us a head start heading into the season as we bring along our newer players."

DEFENSIVE LINEMEN

USC's only loss on its defensive front is Malik Dorton, a 2018 starter who had 62 career stops. The Trojans have added depth to this group in 2019. Five Trojans have posted starts on the defensive line.

Christian Rector (48 tac, 9 for loss, 4.5 sack, 2 dfl, 1 FR, 1 FF in 2018), the only senior up front, has started most of the past 2 seasons on the line or at outside linebacker. He has been a force no matter where he plays. He has 98 career tackles, with 20 of them for losses (12 are sacks). He spent the first half of last season as a down lineman and then took over for an injured Porter Gustin at outside linebacker, and he ended up with 48 tackles (9 for losses, with 4.5 sacks).

The other returning starter up front is sophomore **Marlon Tuipulotu** (33 tac, 5.5 for loss, 4.5 sack in 2018), who does a good job clogging the middle. He was second on the Trojans in sacks (4.5) last fall.

A rising star is soph **Jay Tufele** (23 tac, 4.5 for loss, 3 sack, 1 FR, 1 BLK FG in 2018), who was a 2018 Freshman All-American first teamer. A 5-game starter in 2018, he had 3 sacks among his 23 tackles and even returned a fumble 48 yards for a touchdown.

Juniors **Brandon Pili** (12 tac, 2.5 for loss, 1 sack in 2018), an athletic big man with 26 career tackles, and **Connor Murphy** (2 tac, 0.5 for loss in 2018), who redshirted 2018 after getting into 4 games, both own career starts. Also back from last year's squad are junior **Caleb Tremblay** (2 tac in 2018), who was able to redshirt last year after spraining his knee (he was limited in 2019 spring practice), sophomore **Jacob Lichtenstein** (15 tac, 2 for loss, 1 dfl in 2018) and redshirt freshman **Trevor Trout** (a back and bicep injuries limited him in 2019 spring practice).

New this spring were sophomore **Nick Figueroa** (Riverside City College in Riverside, Calif.), who transferred to USC after earning JC All-American honors, and a pair of freshmen who graduated a semester early from high school and enrolled at USC this spring: **Drake Jackson** (Centennial High in Corona, Calif.), a prep All-American, and **Stanley Ta'ufo'ou** (Grace Brethern High in Simi Valley, Calif.), who helped Grace Brethern to a pair of CIF Division 4 championships and the 2018 California state 2AA crown.

Entering the D-line fray in the fall as a freshman will be **De'jon Benton** (Pittsburg High in Pittsburg, Calif.).

"We've added to this group to give us depth up front," said Helton. "There will be good competition for jobs between our veterans and new players."

DEFENSIVE LINEMEN

- De'jon Benton, In. Fr.
- Nick Figueroa, So.
- Drake Jackson, Fr.
- Jacob Lichtenstein, So.
- Connor Murphy, Jr.
- Brandon Pili, Jr.
- CHRISTIAN RECTOR, Sr.
- Stanley Ta'ufo'ou, Fr.
- Caleb Tremblay, Jr.
- Trevor Trout, RFr.
- Jay Tufele, So.
- MARLON TUIPULOTU, So.

OUTSIDE LINEBACKERS

New faces will man outside linebacker in 2018. Sackmeister Porter Gustin, who had 21 sacks among his 33 career tackles for loss, has graduated. He led Troy in tackles for loss (10) and sacks (7) last year despite missing the last half of the season with an injury. When Gustin went down, Christian Rector moved over from the defensive line to replace him, but Rector will be back on



CHRISTIAN RECTOR



MARLON TUIPULOTU

the line in 2019. Jordan Iosefa was 2018's other starter on the outside, but he has moved to inside linebacker this season.

Competing for playing time on the outside are sophomore **Hunter Echols** (6 tac in 2018) and redshirt freshmen **Abdul-Malik McClain** and **Eli'jah Winston** (1 tac in 2018). None has seen significant minutes in their young careers (McClain and Winston played briefly in 2018 and redshirted).

Also available is walk-on soph **Bryce Matthews**, who hasn't played yet.

Tuasivi Nomura (Centennial High in Corona, Calif.), who joins in the fall as a freshman, will battle to get into the outside linebacker rotation. He had 150-plus tackles as a prepster.

"I'm really excited about this group because of their speed off the edge and their athleticism in space," said Helton. "This has always been an important position on our defense and we've had some good players here in the recent past, so it will be important to identify who steps in."

OUTSIDE LINEBACKERS

- Hunter Echols, So.
- Bryce Matthews, So.
- Abdul-Malik McClain, RFr.
- Tuasivi Nomura, In. Fr.
- Eli'jah Winston, RFr.

INSIDE LINEBACKERS

Four-year starting inside linebacker Cameron Smith, the long-time rock of USC's defense, has graduated. He ended his career eighth on the school's all-time tackle list with 354 and was the first Trojan in almost 40 years to top the program in tackles for 3 consecutive years. Last season, the Senior CLASS Award finalist posted 81 stops.

But USC is well-laden with talented inside linebackers. Senior **John Houston Jr.** (67 tac, 2.5 for loss, 1 sack, 5 dfl, 1 FF in 2018) has started on the inside the last 2 years and has 167 career tackles. He was second behind Smith in tackles in 2018 with 67.

Junior **Jordan Iosefa** (38 tac, 4 for loss, 2 sack, 4 dfl, 1 FR in 2018) moves over from outside linebacker in 2019. As a starter on the outside in 2018, he had 38 tackles, but 2 of his 7 starts in 2017 were on the inside (he had 31 stops that year).

Three experienced sophomores will vie for playing time at inside linebacker: **Palaie Gaoteote IV** (38 tac, 4.5 for loss, 2 sack in 2018), who had 5 starts last fall, **Kana'i Mauga** (14 tac, 1 for loss, 2 dfl in 2018), who moved over this spring from outside linebacker, and **Juliano Falaniko** (1 tac in 2018), a converted outside linebacker. Then there's redshirt freshman **Solomon Tuliapupu**, who missed last season with a foot injury (he was slowed in 2019 spring drills while recuperating).


Four walk-ons also are available: senior **Matt Bayle**, junior **Grant Jones** and redshirt freshmen **Spencer Gilbert** and **Peter Esparza** (he previously played outside linebacker). Only Bayle has seen action (briefly in 1 game).

Freshman **Ralen Goforth** (St. John Bosco High in Bellflower, Calif.), who made more than 200 tackles in his high school career, enrolled at USC this spring after graduating a semester early from high school, while **Maninoa Tufono** (Punahou School in Honolulu, Hi.) and walk-on **Clyde Moore** (Corona del Mar High in Corona del Mar, Calif.) join the unit in the fall as a frosh. Goforth's brother played at UCLA, Tufono's father played at Washington and Moore's father and brother played at USC.

"This is a deep group with tremendous potential," said Helton. "It will be critical to find someone to fill in for Cameron Smith, a four-year starter."

INSIDE LINEBACKERS

- Matt Bayle, Sr.
- Peter Esparza, RFr.
- Juliano Falaniko, So.
- Palaie Gaoteote IV, So.
- Spencer Gilbert, RFr.
- Ralen Goforth, Fr.
- JOHN HOUSTON JR., Sr.
- JORDAN IOSEFA, Sr.
- Grant Jones, Jr.
- Kana'i Mauga, So.
- Clyde Moore, In. Fr.
- Maninoa Tufono, In. Fr.
- Solomon Tuliapupu, RFr.



JOHN HOUSTON JR.



JORDAN IOSEFA

2019 SEASON OUTLOOK

DEFENSIVE BACKS

USC must reload its secondary, as 5 players with starting experience have graduated. Gone are 3-year starting free safety Marvell Tell III, who had 221 tackles and 5 picks in his career (including 57 stops in 2018), cornerback Iman Marshall, USC's first 4-year starting cornerback in 20 years (he had 218 tackles and 6 interceptions in his career, including 48 stops and a team-best 9 deflections in 2018), 2-year starting nickel back Ajene Harris, who had 146 tackles and 6 interceptions in his career, with a USC record-tying 3 for touchdowns (he had 57 tackles last fall while playing nickel and both safety spots), corner Isaiah Langley, a 2018 starter when he had 46 tackles and 7 deflections (in his career, he made 104 stops and 14 deflections) and corner Jonathan Lockett (he had 10 career starts with 62 tackles).

There are quality athletes looking to step in and some possess starting experience.

High-potential sophomores **Isaiah Pola-Mao** (8 tac, 1 FF in 2018) and **Talanoa Hufanga** (51 tackles, 3.5 for loss, 4 dfl in 2018) shared starts at strong safety last fall. Pola-Mao started USC's first 2 games of 2018 before a dislocated shoulder ended his season, then Hufanga replaced him for 5 games before suffering a season-ending broken collarbone (he had 51 tackles in 2018). Junior **C.J. Pollard** (12 tac, 1.5 for loss, 0.5 sack, 1 dfl in 2018) also had a start at strong safety in 2018. Pola-Mao was limited for some of 2019 spring practice while recuperating, Hufanga re-broke his collarbone midway through 2019 spring drills and was sidelined, while Pollard had spring foot surgery that kept him out.

Vying for cornerback duty are fleet senior **Dominic Davis**, sophomores **Greg Johnson** (15 tac, 1 for loss, 3 dfl, 1 FR in 2018) and **Olaijah Griffin** (8 tac, 1 for loss, 1 dfl in 2018) and redshirt freshmen **Chase Williams** (4 tac, 1 for loss in 2018) and **Isaac Taylor-Stuart**. Davis, a one-time tailback who also has sprinted for the Trojan track team, has only seen action on special teams and offense so far at USC. Johnson, who started the first 4 games of 2018, and Griffin both were slowed in spring practice while recuperating from shoulder surgery. Williams and Taylor-Stuart each saw some action in 2018 (Williams even started at free safety versus Notre Dame) but were able to redshirt.

Sophomore **Raymond Scott** (1 tac in 2018), who played inside linebacker in 2018, was moved to nickel back in 2019 spring practice and could see action there.

There also is a trio of walk-on safeties in juniors **Richard Hagestad** and **Brandon Perdue** (a converted quarterback) and redshirt freshman **Jordan McMillan** (1 tac, 1 int in 2018). McMillan was called upon to play the second half of the season-ending Notre Dame game when the safety corps was thinned by injuries (he grabbed an interception).

USC signed 8 defensive backs to bolster the secondary. Two graduated a semester early from high school and enrolled at USC this spring as freshmen: safety **Briton Allen** (IMG Academy in Bradenton, Fla.) and cornerback **Max Williams** (Serra High in Gardena, Calif.), who was limited in spring drills while recovering from a 2018 knee injury.

Coming in the fall are 4 other freshmen corners: **Chris Steele** (St. John Bosco High in Bellflower, Calif.), a prep All-American who originally enrolled at Florida this spring but transferred to USC this fall, plus **Trey Davis** (Federal Way High in Federal Way, Wash.), **Adonis Otey** (Blackman High in Murfreesboro, Tenn.) and **Jayden Williams** (Centennial High in Corona, Calif.). A pair of safeties also arrive in the fall as freshmen: **Dorian Hewett** (North Shore Senior High in Houston, Tex.), who helped North Shore Senior to the 2018 Texas 6A-I state championship, and **Kaulana Makaula** (Punahou School in Honolulu, Hi.).

"The secondary is the biggest void we have to fill on defense after losing all our starters," said Helton. "Some young players will have to step up and help us immediately."

DEFENSIVE BACKS

Briton Allen, S, Fr.
Dominic Davis, CB, Sr.
Trey Davis, CB, In. Fr.
Olaijah Griffin, CB, So.
Richard Hagestad, S, Jr.
Dorian Hewett, S, In. Fr.
TALANOA HUFANGA, S, So.
Greg Johnson, CB, So.
Kaulana Makaula, S, In. Fr.
Jordan McMillan, S, RFr.
Adonis Otey, CB, In. Fr.
ISAIAH POLA-MAO, S, So.
Brandon Perdue, S, Jr.
C.J. Pollard, S, Jr.
Raymond Scott, S-CB, So.
Chris Steele, CB, In. Fr.
Isaac Taylor-Stuart, CB, RFr.
Chase Williams, CB, RFr.
Jayden Williams, CB, In. Fr.
Max Williams, CB, Fr.

SPECIAL TEAMS

USC returns players at placekicker (**Michael Brown**, **Chase McGrath**, **Alex Stadthaus**), snapper (**Damon Johnson**), punt returner (**Tyler Vaughns**) and kickoff returner (**Velus Jones Jr.**), but there will be a new punter now that Reid Budrovich (the 2017 and 2018 starter who logged a 40.5-yard career average) and Chris Tilbey (the 2016 starter, with a career average of 37.9 yards) have graduated. Under coordinator **John Baxter**, the Trojans typically field effective and impactful special teams units. Last year, USC blocked 4 punts/field goals (good for 10th nationally), scored twice on punt returns, kicked 13 field goals, tied a school game record for field goals (5), averaged double digits in punt return yardage average (10.5), had touchbacks on two-thirds of its 61 kickoffs and had fair catches on a third of its 66 punts (18 others pinned foes inside the 20-yard line, with just 3 touchbacks). But Troy also surrendered a punt return for a TD, allowed a blocked field goal to be run back for a TD and had a punt blocked.

"Our special teams under John Baxter have always impacted games and we expect that to continue," said Helton. "We have some capable returners, we're fortunate to return an experienced snapper and there will be strong competition at placekicker. And we're excited to see our new punter in action."

PUNTERS

USC's punters the past 3 seasons are both gone, Reid Budrovich (he handled the duty in 2017 and 2018, averaging 40.5 yards in his career) and Australian Chris Tilbey (he punted in 2016 and briefly early last season, with a 37.9-yard career average).

USC turned to Australia again for its new punter and he comes with an interesting backstory. Redshirt freshman **Ben Griffiths** is a 27-year-old who played professionally for 8 years in Australian Rules Football. He then trained at an Australian kicking academy to prepare for the transition to American football, enrolling at USC this spring.

First-year freshman walk-on **Will Rose** enrolls in the fall.

PLACEKICKERS

All of USC's 2018 placekickers return, so expect a healthy battle for the job. Sophomore **Chase McGrath** (6-of-8 FG, 6-of-6 PAT in 2018) was USC's kicker on placements and kickoffs in 2017 (he nailed 12 field goals and 58 PATs in 2017, including a field goal with no time remaining to send the Texas game into overtime and another to win it in the second OT) and he continued in that role in 2018 before tearing his knee ligament in the third game, allowing him to redshirt. He missed 2018 spring drills while recuperating. He has 18 career field goals, with a long of 51 yards.

McGrath was replaced last season by junior **Michael Brown** (7-of-9 FG, 32-of-32 PAT in 2018, plus 1 tcb, -2 yds, -2.0 avg), who handled the kickoff duty in 2017 before tearing a knee ligament in the second game (allowing McGrath to take over). Last season while filling in when McGrath got hurt, Brown connected on 7 field goals (with a long of 46 yards) and all 32 PAT tries.

Sophomore **Alex Stadthaus** (1 tac in 2018) was USC's kickoff man in 2018, getting touchbacks on 41 of his 61 kickoffs. His 64.3 yards per kickoff average was 11th nationally.

Untested senior walk-on **Thomas Fitts** also is available.

SNAPPERS

Reliable junior **Damon Johnson** (1 tac in 2018) returns as USC's snapper after handling the job the past 2 seasons without a hitch. Redshirt freshman **Jac Casasante** also is available to snap.

HOLDERS

USC must find a new holder, now that Wyatt Schmidt has graduated after being the holder the past 3 seasons. Among the candidates could be last year's backup holders, sophomore quarterback **Jack Sears** and junior quarterback **Matt Fink**, or redshirt freshman punter **Ben Griffiths**.

RETURNERS


All of USC's return men are back in 2019. Junior wide receiver **Tyler Vaughns** (19 PR, 199 yds, 10.5 avg, 1 TD in 2018) was 13th nationally in punt return average (10.5) last year and had an 82-yard TD among his 19 runbacks. Junior wide receiver **Velus Jones Jr.** (21 KOR, 483 yds, 23.0 avg in 2018) has returned kickoffs the past 2 years and is ninth on USC's career kickoff return list with 52 runbacks for 1,243 yards (a 23.9 average). Junior tailback **Stephen Carr** (6 KOR, 151 yds, 25.2 avg in 2018) also has been deep on kickoffs the past 2 years.

SPECIALISTS

MICHAEL BROWN, PK, Jr.
Jac Casasante, SNP, RFr.
Thomas Fitts, PK, Sr.
DAMON JOHNSON, SNP, Jr.
Chase McGrath, PK, So.
Ben Griffiths, P, RFr.
Will Rose, P, In. Fr.
ALEX STADTHAUS, PK, So.



TALANOA HUFANGA



ISAIAH POLA-MAO

HEAD COACH CLAY HELTON



It didn't take long for Clay Helton to make his mark as USC football's head coach.

The 47-year-old Helton is 32-17 (.653) as the Trojan head coach, with 10 victories over AP Top 25 teams, including 3 in the Top 5. He was 5-7 in 2008, with a win over No. 19 Colorado. He went 11-3 in 2017 with wins over No. 14 Stanford twice (including in the Pac-12 Championship Game) and No. 23 Arizona, 10-3 in 2016 with wins over No. 4 Washington, No. 5 Penn State in a legendary Rose Bowl thriller and No. 21 Colorado, 5-4 in 2015 with wins over No. 3 Utah and No. 22 UCLA, and 1-0 in 2013, beating No. 21

Fresno State.

He was the first USC head coach to have 10-win seasons in each of his first 2 full seasons and he had more wins (21) in his first 2 full seasons than any USC coach. He led USC to a 19-game home winning streak from 2015 to 2018 (its longest since 2001-04), a 14-game Pac-12 home game winning streak from 2015 to 2018 (its longest since 2001 to 2004), a 13-game overall winning streak from 2016 to 2017 (its longest since 2003-04) and a 13-game winning streak over Power 5 opponents from 2016 to 2017. He is 19-3 in the Coliseum. He is 24-10 (.706) versus Pac-12 foes, including 15-4 (.789) against the Pac-12 South. Two of his career losses came while serving as USC's interim head coach.

His 2018 Trojans--which featured young players in key positions--were 5-7 overall, with the last 4 losses all by 7 points or less, and went 4-5 in Pac-12 play. JT Daniels, who threw for 2,672 yards for USC just a season after graduating high school a year early, was just the second Trojan true freshman to start a season opener at quarterback. Wide receiver Amon-Ra St. Brown was just the fourth USC true freshman to lead the Trojans in season receptions (60). Defensive lineman Jay Tufele was a Freshman All-American first teamer. Inside linebacker Cameron Smith was the first Trojan in nearly 40 years to lead the team in tackles in 3 consecutive years. Iman Marshall was USC's first four-year starting cornerback in 20 years.

In 2017 while guiding USC's 125th team, his Trojans were 11-3 (ranked 12th in the final AP poll) despite playing all 12 regular season games without a bye. It was USC's most wins since 2008 and its first back-to-back 10-win seasons since 2007-08. He led USC to an 8-1 Pac-12 record (the loss was by 3 points on a Friday night on the road on a late field goal) and its first Pac-12 title since 2008 by winning the Pac-12 Championship Game (the first ever by a South Division team). Troy played in the Cotton Bowl Classic. He was the 2017 AP Pac-12 Coach of the Year and a finalist for the 2017 Paul "Bear" Bryant Coach of the Year Award (the second consecutive year he has been a finalist).

Tailback Ronald Jones II and outside linebacker Uchenna Nwosu were All-American first teamers (Jones had his second straight 1,000-yard rushing season and was a finalist for the Earl Campbell Tyler Rose Award), quarterback Sam Darnold was a finalist for the Manning Award (he set USC's season passing yardage and total yardage records) and was the third pick of the NFL Draft and defensive lineman Rasheem Green, inside linebacker Cameron Smith, safety Marvell Tell III and wide receiver Michael Pittman Jr. joined that trio on the All-Pac-12 first team, while wide receiver Deontay Burnett had 1,000 receiving yards. USC's 484.1 yards of total offense in 2017 was its highest average since 2005 (and that was on the heels of 2016's 477.1, the previous high since 2005). The Trojans had at least 600 yards of total offense 3 times in 2017 (the other Pac-12 teams combined had 6). USC's defense tied for the national lead in sacks (46) in 2017.

After the 2017 season, Helton had his contract extended through the 2023 season.

After his Trojans started off 1-3 in 2016 in his first full season as head coach [all 3 losses were to AP Top 25 teams away from home], USC went on a 9-game winning streak (its longest since 2008-09) to rise to a final No. 3 national AP ranking (USC's highest since 2008 and the highest ever of any 3-loss team) and earn a berth in the Rose Bowl (finishing second in the Pac-12 South at 7-2) while playing a schedule ranked among the 10 most difficult in the nation. Troy capped the season with an instant classic 52-49 at-the-gun victory over No. 5 Penn State in the Rose Bowl. He guided USC to wins over UCLA and Notre Dame and in the Rose Bowl, just the 13th season that has happened in Trojan history. USC was perfect (6-0) at home for the first time since 2008 and undefeated in the greater Los Angeles area (8-0). His Trojans beat both teams (No. 4 Washington and No. 21 Colorado) that played in the Pac-12 Championship Game.

Under Helton's guidance in 2016, Adoree' Jackson was named the Thorpe Award winner, a consensus All-American first teamer, the Pac-12 Defensive Player of the Year and a finalist for the Hornung Award and Lott IMPACT Trophy (he also was an NFL first rounder). Sam Darnold was a Manning Award finalist and a Freshman All-American first teamer and both Zach Banner and Chad Wheeler were All-American first team and All-Pac-12 first team picks. USC's offense had at least 400 total yards in its last 10 games, while its defense held 7 opponents to season lows in points. Helton was named a finalist for the 2016 Paul "Bear" Bryant Coach of the Year Award and won the Football Writers First Year Co-Coach of the Year Award. He served as the grand marshal of the 2017 Long Beach Grand Prix and he threw out the first pitch at a Dodgers game in April.

After starting the 2015 season as the offensive coordinator/quarterbacks coach, Helton was named USC's permanent head coach on Nov. 30 of that year (for 2 post-season games), dropping the interim head coach title he had held since Oct. 12 (for USC's final 7 regular season games). He signed a 5-year contract.

Helton guided the 2015 Trojans to 5 wins in the last 6 regular-season games (including victories over No. 3 Utah and No. 22 UCLA), the co-championship of the challenging Pac-12 South Division, a berth in the Pac-12 Championship Game and a trip to the Holiday Bowl. He was named the 2015 Los Angeles Sports Council Coach of the Year.

As the coordinator of USC's offense in 2015, the Trojans ranked ninth nationally in fumbles lost (5), 11th in both passes had intercepted (7) and completion percentage (.667), 16th in fourth down conversions (.654) and 20th in passing efficiency (153.6). USC averaged 437.9 total yards and 33.9 points a game. Quarterback Cody Kessler, a finalist for the Uteas Award and a NFL Draft third round pick, ranked in the national Top 20 in completion percentage (13th at .668), passing TDs (15th at 29) and passing efficiency (19th at 151.7). Kessler ended his career in USC's career Top 4 in TD passes, completions, passing yards and total offense (and set school career records for completion percentage and interception rate). All-Pac-12 first team wide receiver JuJu Smith-Schuster was in the Top 20 nationally in receiving yards (11th at 103.9), receiving TDs (17th at 10) and receptions (20th at 6.4). Tailbacks Justin Davis and Ronald Jones II each had 900-plus yard rushing seasons. Jones set the USC freshman season rushing record and was just the second Trojan first-year freshman to top the squad in rushing.

"After weeks of searching the collegiate and pro ranks, interviewing candidates, and speaking with head coaches, athletic directors, NFL executives, and very knowledgeable football people, and after observing Clay in action the past seven weeks, it became abundantly clear that what we were searching for in a coach was right here in front of us," said then-USC athletic director Pat Haden upon announcing Helton's hiring. "Choosing a coach is an inexact science. In Clay's case, there is exactness. We have a man with unquestioned integrity. He is a fantastic person and he is real. Clay is a leader of young men. He is a terrific communicator. He brings high character, stability, continuity, consistency, toughness and resiliency to our program.

"We have known Clay well for the past six years. He earned this opportunity. He has been positive and upbeat handling adversity. He was built to be a head coach. Football is his family business. He is a coach on the rise and he will be coaching a team on the rise. As our interim head coach, Clay brought back USC's style of physical football. I have been impressed with how hard and how inspired our team has played for him, as well as the support they have shown for him."

Helton joined the USC staff in February of 2010 as the quarterbacks coach after spending 10 seasons as an assistant at Memphis. He added the passing game coordinator role in 2012 and became the offensive coordinator in 2013.

In 2014, quarterback Cody Kessler had the most efficient passing season in USC history (69.7%, 39 TDs, 5 interceptions) while setting USC season records for completions (315), completion percentage (69.7), passing efficiency (167.1) and interception rate (1.11) and tying USC season marks for TD passes (39) and 300-yard passing games (7). He also threw a school record 7 TD passes against Colorado and a Notre Dame opponents record 6 TDs against the Irish. USC's offense ranked in the national Top 25 in passing efficiency, passing offense, third down conversions and scoring offense in 2014. USC played in the 2014 Holiday Bowl.

In 2013, he served as USC's interim head coach in its victory over Fresno State in the Las Vegas Bowl. The Trojan offense was in the national Top 25 in red zone scoring.



CLAY HELTON

In 2012, quarterback Matt Barkley won the Wuerffel Trophy and was a finalist for the Manning Award, Unitas Golden Arm Award, Senior CLASS Award and ARA Sportsmanship Award as he became the Pac-12 career recordholder for passing yards (12,327), completions (1,001), touchdowns (116) and total offense (12,214). He also was a 2012 National Football Foundation National Scholar-Athlete. He was a fourth round pick in the 2013 NFL draft. USC played in the 2012 Sun Bowl.

In 2011, Barkley was a Manning Award and Wuerffel Trophy finalist as he set the Pac-12 season record for TD passes (39) and the USC season mark for pass completion percentage (69.1%), as well as school game standards for completions (35), pass yardage (468), passing TDs (6) and total offense (470). He was eighth nationally in passing efficiency and 16th in total offense. He finished sixth in the Heisman Trophy voting.

Helton began his 10-year (2000-09) Memphis career as the running backs coach for 3 seasons, then coached the Tigers' receivers for the next 4 seasons before becoming the offensive coordinator and quarterbacks coach the final 3 years. He served as Memphis' interim head coach for several months in early 2006 when head coach Tommie West had off-season heart surgery.

Among the Tigers' running backs he tutored was school rushing/scoring/all-purpose running recordholder DeAngelo Williams, who went on to finish seventh in the Heisman Trophy voting in 2005 and be an NFL first round selection.

As the receivers coach, he produced a pair of Conference USA All-Freshman picks in Maurice Jones (2005) and Duke Calhoun (2006), as well as the school's No. 4 all-time receptions leader in Ryan Scott. In 2003, Memphis set school season records for receptions and receiving yardage.

As the Tigers' offensive coordinator and quarterbacks coach, the 2007 and 2008 offenses were among the top 6 in school history in total yards and points. Both squads were ranked in the top 26 nationally in total offense. Quarterback Martin Hankins became Memphis' No. 2 career passer and set single season records for completions, passing yards and touchdown passes in 2007. In 2009, Curtis Steele had his second consecutive season with 1,000 rushing yards, Calhoun became the school's all-time leading receiver and Carlos Singleton set the career mark for receiving touchdowns.

Helton played in 5 bowls during Helton's time: the 2003 and 2007 New Orleans Bowls, 2004 GMAC Bowl, 2005 Motor City Bowl and 2008 St. Petersburg Bowl.

Helton was hired as the offensive coordinator and quarterbacks coach at Arkansas State after the 2009 season, but was there just 2 months before coming to USC.

Before Memphis, he was the running backs coach at Houston, his alma mater, for 3 seasons (1997-99), working under his father, head coach Kim Helton.

He began his coaching career at Duke, serving as a graduate assistant in 1995 and then the running backs coach in 1996.

He played quarterback at Houston in 1993 and 1994, playing for his father both seasons and captaining the Cougars as a 1994 senior. In 1993, he completed 1-of-3 passes in late duty in Houston's 49-7 loss to USC in the Coliseum.

He spent 1991 and 1992 at Auburn, where he earned 1992 SEC All-Academic honors. He redshirted there in 1990.

He earned his bachelor's degree in mathematics and interdisciplinary science from Houston in 1994.

He prepped at Clements High in Sugar Land (Tex.)

He was born on June 24, 1972. He and his wife, Angela, have 3 children: sons Reid (a USC student), 22, and Turner, 16, and daughter Aubrey, 20. Besides being Houston's head coach from 1993 to 1999, his father, Kim, was an assistant in college (Florida, Miami and Alabama Birmingham), the NFL (Tampa Bay Buccaneers, Houston Oilers, Los Angeles Raiders, Washington Redskins) and the CFL (Toronto Argonauts) following his playing career at Florida. His brother, Tyson, was the quarterbacks coach and pass game coordinator at USC (2016-17) until becoming Tennessee's offensive coordinator in 2018 and now the head coach at Western Kentucky [he previously had assistant coaching stops at Western Kentucky, Cincinnati, Alabama Birmingham, Memphis and Hawaii and played at Houston].

HELTON SNAPSHOT

BIRTHDAY: June 24, 1972

FAMILY: Wife, Angela; Sons, Reid, 22, and Turner, 16; Daughter, Aubrey, 20

HIGH SCHOOL: Clements HS, Sugar Land, Tex.

EDUCATION: Bachelor's degree, mathematics and interdisciplinary science, Houston, 1994

PLAYING EXPERIENCE: Clements HS, Sugar Land, Tex.

Auburn, quarterback, 1991-92

Houston, quarterback, 1993-94

COACHING EXPERIENCE: 24 years

| YEAR | TEAM | POSITION | BOWL |
|------|---------|-----------------------------------|----------------|
| 1995 | Duke | Graduate Assistant | -- |
| 1996 | Duke | Running Backs | -- |
| 1997 | Houston | Running Backs | -- |
| 1998 | Houston | Running Backs | -- |
| 1999 | Houston | Running Backs | -- |
| 2000 | Memphis | Running Backs | -- |
| 2001 | Memphis | Running Backs | -- |
| 2002 | Memphis | Running Backs | -- |
| 2003 | Memphis | Receivers | New Orleans |
| 2004 | Memphis | Receivers | GMAC |
| 2005 | Memphis | Receivers | Motor City |
| 2006 | Memphis | Receivers | -- |
| 2007 | Memphis | Offensive Coordinator/QBs | New Orleans |
| 2008 | Memphis | Offensive Coordinator/ QBs | St. Petersburg |
| 2009 | Memphis | Offensive Coordinator/ QBs | -- |
| 2010 | USC | Quarterbacks | -- |
| 2011 | USC | Quarterbacks | -- |
| 2012 | USC | Passing Game Coord./QBs | Sun |
| 2013 | USC | Offensive Coordinator/QBs [1-0]* | Las Vegas |
| 2014 | USC | Offensive Coordinator/QBs | Holiday |
| 2015 | USC | Off. Coord./QBs/Head Coach [5-4]# | Holiday |
| 2016 | USC | Head Coach [10-3] | Rose |
| 2017 | USC | Head Coach [11-3] | Cotton |
| 2018 | USC | Head Coach [5-7] | -- |

*1-0 as USC's interim head coach for bowl game

#5-2 as USC's interim head coach for last 7 games of regular season and 0-2 as permanent head coach in post-season



2017 ROSE BOWL CHAMPIONS



2017 PAC-12 CHAMPIONS



ASSISTANT COACHES



JOHN BAXTER Special Teams Coordinator Tight Ends

John Baxter, known for producing extremely productive special teams units and also for working with tight ends for nearly half of his coaching career, begins his fourth season of his second stint at USC. He returned to USC in January of 2016 as its special teams coordinator and tight ends coach after spending a season at Michigan. In 2018, he handled just the special teams coordinator role, but re-adds

the tight ends duty in 2019.

Baxter has 37 years of coaching experience.

In 2018, USC blocked 2 field goals and 2 punts (1 returned for a TD) to rank ninth nationally in blocked kicks and Troy also returned another punt for a touchdown.

In 2017, USC blocked 3 field goals and a punt, had 2 scoring punt returns and ranked 11th nationally in blocked kicks and 18th in punt returns. Wide receiver Michael Pittman Jr. made All-Pac-12 first team as a special teams player. Blind long snapper Jake Olson had historic snaps on the final PATs in the Western Michigan and Oregon State games. USC's tight ends had 37 receptions with 5 TDs. USC played in the 2017 Cotton Bowl.

In 2016, USC ranked fourth among all schools in FootballOutsiders.com's Special Teams Efficiency rating. USC was sixth nationally in punt returns and 23rd in blocked kicks, blocked punts and kickoff returns. USC blocked 2 field goals and a punt and allowed only 8 of its 50 punts to be returned (for just 50 yards). Placekicker Matt Boermeester's 18 field goals were one shy of the school record, he kicked a Rose Bowl record-tying 3 field goals (including the game-winner at the gun) and he had 43 touchbacks (USC had just 11 in 2015). Returner Adoree' Jackson, who had 2 punt return TDs and 2 kickoff return TDs, was named an All-American first teamer by some selectors as a punt returner, won the Jet Award as the nation's top punt returner and was an NFL Draft first rounder. USC tight ends caught 39 passes.

Baxter was Michigan's special teams coordinator in 2015. The Wolverines finished 12th nationally in ESPN's special teams efficiency ranking (they were No. 1 two-thirds of the way into the season) after being 96th the previous year. Michigan was third nationally in kickoff returns, Jabrill Peppers was 19th in punt returns, Jehu Chesson returned a kickoff for a TD, UM allowed only 3 kickoff returns longer than 30 yards, Blake O'Neill had a Michigan Stadium record 80-yard punt and 43% of his punts were downed inside the 20-yard line and Kenny Allen hit 18-of-22 field goals and 44% of his kickoffs were touchbacks (O'Neill and Allen entered the season as non-scholarship players). Michigan won the 2016 Citrus Bowl.

Baxter, 56, spent 4 years (2010-13) at USC as the associate head coach and special teams coordinator. He added the tight ends to his coaching duties in 2013.

In 2013, fullback Soma Vainuku made the All-Pac-12 first team as a special teams player and Nelson Agholor was an All-American second team pick as a punt returner. USC blocked 6 kicks, returned 3 punts for TDs in a game to tie an NCAA record and allowed no punt return yards in 8 games. The Trojans won the 2013 Las Vegas Bowl.

In 2012, USC ranked ninth nationally on ESPN's special teams efficiency chart. Punter Kyle Negrete was a finalist for the Allstate AFCA Good Works Team. USC played in the 2012 Sun Bowl.

Baxter was named the 2011 FootballScoop.com Special Teams Coordinator of the Year. For the second consecutive year, USC blocked 7 kicks in 2011. The Trojans also had a scoring kickoff return, made a 2-point conversion and converted a fake punt for a first down while ranking No. 8 nationally in special teams efficiency by ESPN. In 2011, placekicker Andre Heidari made Freshman All-American first team and All-Pac-12 first team, and his 88.2% field goal percentage was third in the nation among kickers with at least 10 made field goals (and the best among freshmen kickers). Tight end-fullback Rhett Ellison made the All-Pac-12 first team as a special teams performer.

In 2010, USC's special teams blocked 7 kicks and punts, returned a punt and kickoff for a touchdown, scored 5 times on 2-point conversions, had a defensive PAT and made first downs on a fake punt and fake field goal. Troy was seventh nationally in ESPN's special teams efficiency ranking. USC ranked high nationally in punt returns (seventh at 14.6) and kickoff returns (17th at 24.5) with wide receiver Ronald Johnson placing 12th nationally in punt returns (14.2). Wide receiver Robert Woods made the All-Pac-10 first team as a kick returner. Johnson was a sixth round pick in the 2011 NFL draft.

In 13 years (1997-2009) at Fresno State, Baxter was the associate head coach and special teams coach in addition to handling either the tight ends (1997-2001, 2003, 2009) or wide receivers (2002, 2004-2008).

Baxter turned the Bulldogs' special teams into one of the top units in the nation annually. During his time, Fresno State blocked 84 kicks and punts (including a national-best 49 from 2002 through 2009) and scored 39 special teams touchdowns (with 3 safeties). The Bulldogs topped the nation in fewest punt return yards allowed in 2004 and 2005. A.J. Jefferson led the nation in kickoff returns in 2007. Clifton Smith's 189 punt return yards with 2 touchdowns against Weber State in 2005 were Fresno State game records, while his 5 career scoring punt returns also was a school mark. Six of Baxter's Bulldog kickers and punters earned All-Western Athletic Conference first team honors.

During his time at Fresno State, the Bulldogs posted a 100-66 record, played in 10 bowls (1999 Las Vegas, 2000-01-02-03 Silicon Valley, 2004 MPC Computers, 2005 AutoZone Liberty, 2007 Roady's Humanitarian and 2008-09 New Mexico) and won the WAC title in 1999.

Along with his coaching duties at Fresno State, Baxter developed the highly-successful and nationally-regarded program, "Academic Gameplan." His innovative and comprehensive study-skills program teaches students the rules, fundamentals, techniques and life skills needed to succeed in the classroom. "Academic Gameplan," which is now being used at schools throughout the country, was a key reason for the academic success of the Fresno State football program, which during Baxter's tenure produced 141 Academic All-WAC players and an NCAA APR score nearly 20 percentage points higher than the national average.

He was selected as the Clovis Co-Citizen of the Year in 2006, along with Fresno State head coach Pat Hill.

Baxter began his coaching career at his alma mater, Loras College, where he served for 5 seasons (1981-85) as a student assistant (working with the running backs) during his undergraduate time.

He then moved on to Iowa State for 2 seasons (1986-87) as a graduate assistant working with the defensive line and special teams before the first of 2 stints at Arizona. He was with the Wildcats in 1988 (as a graduate assistant working with the defensive backs and special teams), went to Maine in 1989 for his first full-time job coaching the outside linebackers and special teams when the Black Bears made it to the NCAA Division I-AA playoffs and returned to Arizona in 1990 and 1991 as the tight ends and special teams coach (the Wildcats played in the 1990 Aloha Bowl). He then was at Maryland for 2 seasons (1992-93) handling the running backs and special teams and Tulane for 3 years (1994-96) in charge of the tight ends and special teams before going to Fresno State.

He earned his bachelor's degree in physical education from Loras in 1985 and then his master's in higher education from Iowa State in 1987.

He prepped at Loyola Academy in Chicago (Ill.).

He was born on June 28, 1963. He and his wife, Jill, have 2 daughters, Kelly, 23, and McKenzie, 21. His father-in-law is former Utah and Weber State head coach Ron McBride.

BAXTER SNAPSHOT

BIRTHDAY: June 28, 1963

FAMILY: Wife, Jill; Daughters, Kelly, 23, and McKenzie, 21

HIGH SCHOOL: Loyola Academy, Chicago, Ill.

EDUCATION: Bachelor's degree, physical education, Loras College, 1985
Master's degree, higher education, Iowa State, 1987

PLAYING EXPERIENCE: None

COACHING EXPERIENCE: 37 years

| YEAR | TEAM | POSITION | BOWL |
|------|---------------|-------------------------------------|----------------------|
| 1981 | Loras College | Student Assistant/Running Backs | -- |
| 1982 | Loras College | Student Assistant/Running Backs | -- |
| 1983 | Loras College | Student Assistant/Running Backs | -- |
| 1984 | Loras College | Student Assistant/Running Backs | -- |
| 1985 | Loras College | Student Assistant/Running Backs | -- |
| 1986 | Iowa State | Graduate Asst./Def. Line/Sp. Teams | -- |
| 1987 | Iowa State | Graduate Asst./Def. Line/Sp. Teams | -- |
| 1988 | Arizona | Graduate Asst./Def. Backs/Sp. Teams | -- |
| 1989 | Maine | Outside Linebackers/Special Teams | I-AA playoffs |
| 1990 | Arizona | Tight Ends/Special Teams | Aloha |
| 1991 | Arizona | Tight Ends/Special Teams | -- |
| 1992 | Maryland | Running Backs/Special Teams | -- |
| 1993 | Maryland | Running Backs/Special Teams | -- |
| 1994 | Tulane | Tight Ends/Special Teams | -- |
| 1995 | Tulane | Tight Ends/Special Teams | -- |
| 1996 | Tulane | Tight Ends/Special Teams | -- |
| 1997 | Fresno State | Assoc. HC/Special Teams/TEs | -- |
| 1998 | Fresno State | Assoc. HC/Special Teams/TEs | -- |
| 1999 | Fresno State | Assoc. HC/Special Teams/TEs | -- |
| 2000 | Fresno State | Assoc. HC/Special Teams/TEs | Las Vegas |
| 2001 | Fresno State | Assoc. HC/Special Teams/TEs | Silicon Valley |
| 2002 | Fresno State | Assoc. HC/Special Teams/TEs | Silicon Valley |
| 2003 | Fresno State | Assoc. HC/Special Teams/TEs | Silicon Valley |
| 2004 | Fresno State | Assoc. HC/Special Teams/TEs | Silicon Valley |
| 2005 | Fresno State | Assoc. HC/Special Teams/TEs | MPC Computers |
| 2006 | Fresno State | Assoc. HC/Special Teams/TEs | AutoZone Liberty |
| 2007 | Fresno State | Assoc. HC/Special Teams/TEs | -- |
| 2008 | Fresno State | Assoc. HC/Special Teams/TEs | Roady's Humanitarian |
| 2009 | Fresno State | Assoc. HC/Special Teams/TEs | New Mexico |
| 2010 | USC | Assoc. HC/Special Teams Coord. | -- |
| 2011 | USC | Assoc. HC/Special Teams Coord. | -- |
| 2012 | USC | Assoc. HC/Special Teams Coord. | Sun |
| 2013 | USC | Assoc. HC/Special Teams Coord./TEs | Las Vegas |
| 2015 | Michigan | Special Teams Coordinator | Citrus |
| 2016 | USC | Special Teams Coord./Tight Ends | Rose |
| 2017 | USC | Special Teams Coord./Tight Ends | Cotton |
| 2018 | USC | Special Teams Coordinator | -- |

NFL STARS: Josh Miller, Clifton Smith, Bernard Berrian, Nelson Agholor, Adoree' Jackson



ASSISTANT COACHES



GREG BURNS Secondary

Greg Burns, the secondary coach on USC's 2003 and 2004 national championship football teams whose subsequent stops included the NFL and three other Pac-12 schools, returned to the Trojan staff as the secondary coach in December of 2018.

Burns, 46, has been a defensive backs coach all 21 years of his career, including in 2018 at Oregon State.

He coached 10 future NFL players in his first stint at USC: Troy Polamalu, Terrell Thomas, Darnell Bing, Will Poole, Eric Wright, Kevin Thomas, Cary Harris, Kevin Ellison, John Walker and William Buchanon.

Burns spent 3 seasons (2014-16) at California. The Golden Bears played in the 2015 Armed Forces Bowl.

He was at Massachusetts in 2013 and also served that season as a co-defensive coordinator in the Senior Bowl. He spent 2012 at Purdue, which played in the Heart of Dallas Bowl.

Burns was at Arizona State for 4 seasons (2008-11). The Sun Devils led the Pac-10 in pass defense in 2009. ASU played in the 2011 Las Vegas Bowl. Before that, he spent 2007 at Kansas State.

He was with the NFL's Tampa Bay Buccaneers in 2006, as Ronde Barber was a Pro Bowl selection.

Burns spent 4 years at USC (2002-05), as the Trojans finished atop the Pac-10 each season, went to 2 Rose Bowls and 2 Orange Bowls and won national titles in 2003 and 2004. Polamalu and Bing were All-American first teamers and NFL draft picks, while Poole was an All-Pac-10 first teamer and NFL draftee. USC was ninth nationally in pass efficiency defense in 2004.

Burns handled the cornerbacks at Louisville the previous 4 years (1998-2001). The Cardinals were 18th nationally in pass efficiency defense and had 20 interceptions in 2001 (the team went 11-2 and won the Liberty Bowl). In 2000, Louisville led the nation in interceptions (27) and was 20th in pass efficiency defense. Anthony Floyd (2000-01) and Antonio Roundtree (1998) earned All-Conference USA first team honors. Louisville also played in the 1998 Motor City Bowl, 1999 Humanitarian Bowl and 2000 Liberty Bowl.

He was the cornerback coach at Idaho in 1997, as the Vandals intercepted 13 passes.

In 1996, he was an academic counselor at Washington State.

Burns was a 4-year letterman (1991-93, 1995) and 2-year starter as a defensive back at Washington State, earning All-Pac-10 honorable mention honors in 1992 when the Cougars won the Copper Bowl. He had 9 career interceptions, with 5 coming in 1992 (including 2 against USC). He missed the 1994 season with torn knee ligaments and his 1995 season was cut short by a shoulder injury.

He earned a bachelor's degree in psychology in 1995 and a master's degree in counseling psychology in 1997, both from Washington State.

He was on the football and track teams at Dorsey High in Los Angeles, Calif.

He was born on Nov. 9, 1972. He and his wife, Crystal, have 3 sons: Christopher, 15, Carter, 11, and Cooper, 8. His brother, Dexter, was a defensive back at San Jose State in the mid-1990s.

BURNS SNAPSHOT

BIRTHDAY: Nov. 9, 1972

FAMILY: Wife, Crystal; Sons, Christopher, 15, Carter, 11, and Cooper, 8

HIGH SCHOOL: Dorsey HS, Los Angeles, Calif.

EDUCATION: Bachelor's degree, psychology, Washington State, 1995

Master's degree, counseling psychology, Washington State, 1997

PLAYING EXPERIENCE: Dorsey HS, Los Angeles, Calif.

Washington State, defensive back, 1991-93, 1995

COACHING EXPERIENCE: 21 years

| YEAR | TEAM | POSITION | BOWL |
|------|----------------------|-------------|-----------------|
| 1997 | Idaho | Cornerbacks | -- |
| 1998 | Louisville | Cornerbacks | Motor City |
| 1999 | Louisville | Cornerbacks | Humanitarian |
| 2000 | Louisville | Cornerbacks | Liberty |
| 2001 | Louisville | Cornerbacks | Liberty |
| 2002 | USC | Secondary | Orange |
| 2003 | USC | Secondary | Rose |
| 2004 | USC | Secondary | Orange |
| 2005 | USC | Secondary | Rose |
| 2006 | Tampa Bay Buccaneers | Secondary | -- |
| 2007 | Kansas State | Secondary | -- |
| 2008 | Arizona State | Secondary | -- |
| 2009 | Arizona State | Secondary | -- |
| 2010 | Arizona State | Secondary | -- |
| 2011 | Arizona State | Secondary | Las Vegas |
| 2012 | Purdue | Secondary | Heart of Dallas |
| 2013 | Massachusetts | Secondary | -- |
| 2014 | California | Secondary | -- |
| 2015 | California | Secondary | Armed Forces |
| 2016 | California | Secondary | -- |
| 2018 | Oregon State | Secondary | -- |

NFL STARS: Troy Polamalu, Terrell Thomas



KEARY COLBERT Wide Receivers

Former standout USC and NFL wide receiver Keary Colbert begins his second year on USC's fulltime staff, as the wide receivers coach in 2019 after handling the tight ends and inside receivers in 2018. He was named to the fulltime staff in January of 2018.

In 2018, wide receiver Amon-Ra St. Brown became just the fourth USC true freshman to lead the Trojans in season receptions (60).

Colbert, 37, spent the 2016 and 2017 seasons as USC's offensive quality control assistant, working with the wide receivers the first year and the tight ends the next season. USC's wideouts caught 230 passes with 24 touchdowns in 2016, with JuJu Smith-Schuster getting 70 receptions for 914 yards and 10 touchdowns that season before playing in the NFL. USC's tight ends had 37 catches and 5 touchdowns in 2017.

Colbert was an offensive analyst at Alabama during the 2014 and 2015 seasons, helping the Crimson Tide win the 2015 national championship.

He was the wide receivers coach at Georgia State in 2013. Wide receiver Albert Wilson was a 1,000-yard pass catcher in 2013; both Wilson and fellow wideout Robert Davis played in the NFL.

In 2012, Colbert was a volunteer coach at Pace Academy in Atlanta (Ga.). Colbert spent the 2010 season as a graduate assistant at USC, working with the tight ends. Five tight ends on the Trojan roster that year played in the NFL (Jordan Cameron, Rhett Ellison, David Ausberry, Xavier Grumble and Randall Telfer).

Colbert started 4 years (2000-03) at wide receiver at USC. He set the since-broken USC all-time receptions record (207) while gaining 2,964 receiving yards and catching 19 touchdown passes in his career. He caught a pass in his last 36 games and had 6 career 100-yard receiving games. The Trojans captured the national championship in 2003 and won the 2003 Orange Bowl and 2004 Rose Bowl. As a 2003 senior, he was a team captain, won USC's Most Inspirational Award, earned All-Pac-10 second team honors and was selected to play in the Senior Bowl after catching 69 passes for 1,013 yards with 9 TDs. He caught 2 touchdowns in the 2004 Rose Bowl. As a 2002 junior, he had 71 catches for 1,029 yards with 5 TDs and was named All-Pac-10 second team and USC's Bob Chandler Award winner. He and teammate Mike Williams tied an NCAA record in 2002 and again in 2003 for teammates both having 1,000 receiving yards in a season. He added 34 receptions for 442 yards and 2 TDs as a 2001 sophomore and 33 catches for 480 yards with 3 scores as a 2000 freshman.

He was drafted in the second round of the 2004 NFL draft by the Carolina Panthers and spent the next 5 years (2004-08) in the NFL. He was with the Panthers for the first 4 of those seasons (2004-07), where he started 45 of the 58 games he played (including his first 34) and caught 112 passes for 1,464 yards and 7 TDs (with a pair of 100-yard games). He set Carolina rookie season records for receptions (47), receiving yards (754) and receiving touchdowns (5) in 2004. He helped the Panthers reach the 2005 NFC Championship game, catching 25 passes for 282 yards and 2 scores that season. After grabbing 5 passes for 56 yards in 2006, he added 32 receptions for 332 yards in 2007.

He spent 2008 with 3 teams, the Denver Broncos, Seattle Seahawks (7 catches, 52 yards, 1 TD with 4 starts) and Detroit Lions (5 catches, 64 yards with 3 starts). He was with the Florida Tuskers of the United Football League in 2009. In 2011, he played for the Kansas City Chiefs.

He was a prep All-American at Hueneme High in Oxnard (Calif.), where he also was on the track team.

He received his bachelor's degree in sociology from USC in 2006.

Colbert was born May 21, 1982. He is married and his wife's name is Safiya. He has a 10-year-old son, Kaden. Among his cousins are former Arizona State defensive lineman Tommie Townsend (1999-2001), who also attended USC, former USC safety Patrick Hall and former Hawaii wide receiver Justin Colbert (1999-2002).

COLBERT SNAPSHOT

BIRTHDAY: May 21, 1982

FAMILY: Wife, Safiya; Son, Kaden, 10

HIGH SCHOOL: Hueneme HS, Oxnard, Calif.

EDUCATION: Bachelor's degree, sociology, USC, 2006

PLAYING EXPERIENCE: Hueneme HS, Oxnard, Calif.

USC, wide receiver, 2000-03

Carolina Panthers, wide receiver, 2004-07

Denver Broncos, wide receiver, 2008

Seattle Seahawks, wide receiver, 2008

Detroit Lions, wide receiver, 2008

Florida Tuskers, wide receiver, 2009

Kansas City Chiefs, wide receiver, 2011

COACHING EXPERIENCE: 8 years

| YEAR | TEAM | POSITION | BOWL |
|------|---------------|-----------------------------|----------------|
| 2010 | USC | Graduate Assistant | -- |
| 2012 | Pace Academy | Volunteer Coach | -- |
| 2013 | Georgia State | Wide Receivers | -- |
| 2014 | Alabama | Offensive Analyst | Sugar |
| 2015 | Alabama | Offensive Analyst | Cotton, CFP NC |
| 2016 | USC | Offensive Quality Control | Rose |
| 2017 | USC | Offensive Quality Control | Cotton |
| 2018 | USC | Tight Ends/Inside Receivers | -- |

NFL STARS: Albert Wilson, JuJu Smith-Schuster





JOE DeFOREST
Outside Linebackers

Joe DeForest, who has 29 years of collegiate coaching experience, was promoted to outside linebackers coach at USC in December of 2018. He was a defensive analyst with USC in 2018. DeForest, 54, came to USC from Kansas, where he spent 2016 and 2017 as the Jayhawks' special teams coordinator.

Before that, he was at West Virginia for 4 seasons (2012-15). In his first year, he was associate head coach/defensive coordinator and coached the safeties, then he was the special teams coordinator and safeties coach in his final 3 years. In 2014, placekicker Josh Lambert was a finalist for the 2014 Lou Groza Award and kickoff returner Mario Alford was an All-American first teamer. West Virginia played in the 2012 Pinstripe Bowl, 2014 Liberty Bowl and 2016 Cactus Bowl.

DeForest spent 11 seasons (2001-11) at Oklahoma State. He was the special teams coordinator and secondary coach from 2001 to 2004, then was the associate head coach, special teams coordinator and safeties coach from 2005 to 2011. He coached 3 Big 12 Special Teams Players of the Year (returner Dez Bryant in 2008, placekicker Dan Bailey in 2010 and placekicker/punter Quinn Sharp in 2011). Perrish Cox (4 in 2006-09) and Justin Gilbert (6 in 2010-13) set school records for kickoff return touchdowns. Among the future NFL players he coached were Bailey, safety Markell Martin and cornerbacks Darrent Williams and Jacob Lacey. He was named a Rivals.com Top 25 recruiter in 2004, 2006 and 2008.

Oklahoma State was third in the nation in kickoff returns in 2001 behind national leader Chris Massey. The Cowboys were 10th nationally in punt returns in 2004 and eighth in kickoff returns in 2006 as Cox earned Freshman All-American honors as a punt returner. Punter Matt Fodge won the 2008 Ray Guy Award and Cox was an All-American kick returner while Oklahoma State was second nationally in punt returns, sixth in punting and 18th in kickoff returns. In 2010, Bailey won the Groza Award, Sharp was an All-American first team pick and the Cowboys had 2 kick return touchdowns, a punt return TD and 2 blocked punt return scores (as well as 2 interception return TDs by his safeties).

The 2011 Cowboys went 12-1, won the Big 12 title and finished No. 3 in the polls as Sharp and Martin were All-American first teamers, while Sharp also won the Groza Award and was third nationally in punting, fifth in scoring and seventh in field goals. Oklahoma State played in the 2002 Houston Bowl, 2004 and 2010 Cotton Bowls, 2004 and 2010 Alamo Bowls, 2006 Independence Bowl, 2007 Insight Bowl, 2008 Holiday Bowl and 2012 Fiesta Bowl.

DeForest started coaching in college at Rice for 4 years (1990-93), the first 2 seasons as an offensive graduate assistant working with the running backs and then the next 2 years as the outside linebackers coach. Running back Trevor Cobb won the 1991 Doak Walker Award.

He then was the special teams coordinator and linebackers coach at Duke for 7 years (1994-2000). Punter Brian Morton was second in the nation in punting in 2000, while Kyle Moore was ninth in kickoff returns. He coached 2 Blue Devils, linebacker Ryan Fowler and long snapper Patrick Mannelly, who played in the NFL. Duke played in the 1995 Hall of Fame Bowl. Current USC head coach Clay Helton was an assistant at Duke in 1995 and 1996.

DeForest began his coaching career as the outside linebackers coach at his alma mater Titusville (Fla.) High for 2 seasons (1988-89).

He was a 4-year (1983-86) starting linebacker for Southwestern Louisiana, twice earning All-Southern Conference honors. He also pitched 2 seasons for the Ragin' Cajuns' baseball team. As a senior, he was named Southwestern Louisiana's top male athlete. He earned his bachelor's degree in marketing from Southwestern Louisiana in 1987.

He was a linebacker and long snapper in 1987 for the NFL's Houston Oilers (preseason) and New Orleans Saints (3 games). He was with the CFL's Calgary Stampeders in the 1988 preseason.

He prepped at Titusville (Fla.) High.

He was born on April 17, 1965. He and his wife, Laura, have a daughter, Ashley, 25.

DeFOREST SNAPSHOT

BIRTHDAY: April 17, 1965
FAMILY: Wife, Laura; Daughter, Ashley, 25
HIGH SCHOOL: Titusville (Fla.) HS
EDUCATION: Bachelor's degree, marketing, Southwestern Louisiana, 1987
PLAYING EXPERIENCE: Titusville (Fla.) HS
Southwestern Louisiana, linebacker, 1983-86
Houston Oilers, linebacker/long snapper, 1987
New Orleans Saints, linebacker/long snapper, 1987
Calgary Stampeders, linebacker, 1988
COACHING EXPERIENCE: 31 years

| YEAR | TEAM | POSITION | BOWL |
|------|----------------|----------------------------------|--------------|
| 1988 | Titusville HS | Outside Linebackers | -- |
| 1989 | Titusville HS | Outside Linebackers | -- |
| 1990 | Rice | Graduate Assistant (RBs) | -- |
| 1991 | Rice | Graduate Assistant (RBs) | -- |
| 1992 | Rice | Outside Linebackers | -- |
| 1993 | Rice | Outside Linebackers | -- |
| 1994 | Duke | Special Teams Coordinator/DLBs | -- |
| 1995 | Duke | Special Teams Coordinator/DLBs | Hall of Fame |
| 1996 | Duke | Special Teams Coordinator/DLBs | -- |
| 1997 | Duke | Special Teams Coordinator/DLBs | -- |
| 1998 | Duke | Special Teams Coordinator/DLBs | -- |
| 1999 | Duke | Special Teams Coordinator/DLBs | -- |
| 2000 | Duke | Special Teams Coordinator/DLBs | -- |
| 2001 | Oklahoma State | Special Teams Coord./Secondary | -- |
| 2002 | Oklahoma State | Special Teams Coord./Secondary | Houston |
| 2003 | Oklahoma State | Special Teams Coord./Secondary | Cotton |
| 2004 | Oklahoma State | Special Teams Coord./Secondary | Alamo |
| 2005 | Oklahoma State | Assoc. HC/Sp. T. Coord./Safeties | -- |
| 2006 | Oklahoma State | Assoc. HC/Sp. T. Coord./Saf. | Independence |
| 2007 | Oklahoma State | Assoc. HC/Sp. T. Coord./Safeties | Insight |
| 2008 | Oklahoma State | Assoc. HC/Sp. T. Coord./Safeties | Holiday |
| 2009 | Oklahoma State | Assoc. HC/Sp. T. Coord./Safeties | Cotton |
| 2010 | Oklahoma State | Assoc. HC/Sp. T. Coord./Safeties | Alamo |
| 2011 | Oklahoma State | Assoc. HC/Sp. T. Coord./Safeties | Fiesta |
| 2012 | West Virginia | Assoc. HC/Def. Coord./Safeties | Pinstripe |
| 2013 | West Virginia | Special Teams Coord./Safeties | -- |
| 2014 | West Virginia | Special Teams Coord./Safeties | Liberty |
| 2015 | West Virginia | Special Teams Coord./Safeties | Cactus |
| 2016 | Kansas | Special Teams Coordinator | -- |
| 2017 | Kansas | Special Teams Coordinator | -- |
| 2018 | USC | Defensive Analyst | -- |

NFL STARS: Trevor Cobb, Dan Bailey



TIM DREVNO
Offensive Line
Running Game and Pass Protection Coordinator

Tim Drevno, the offensive coordinator at Michigan for 3 years after serving as an assistant at USC in 2014, returned to the Trojans' football staff in March of 2018 as the running backs coach and running game and pass protection coordinator. He became the offensive line coach for 2019.

In 2018, USC's running backs collectively rushed for 1,743 yards and 16 touchdowns.

The 50-year-old Drevno, who has 28 years of coaching experience, spent 2014 as USC's running game coordinator and offensive line coach. That season, USC produced a 1,000-yard rusher (Javorius Allen) as the Trojans eclipsed 2,000 rushing yards as a team, while center Max Tuerk made All-Pac-12 first team and offensive guard-tackle Toa Lobendahn and offensive guard Viane Talamaivao were Freshman All-American first teamers.

The previous 3 years (2015-17) at Michigan, Drevno coordinated the offense and was the offensive line coach. Each season he was there, the Wolverines rushed for more than 2,000 yards. In 2017, 3 Wolverines rushed for at least 500 yards, a program first since 1991. In 2016, Michigan ranked 11th nationally in scoring offense (tops in the Big Ten for the second consecutive year) and scored at least 40 points in 7 games.

Before his first stint at USC, Drevno served as the San Francisco 49ers' offensive line coach for 3 years (2011-13). In 2013, tackle Joe Staley and guard Mike Iupati made the Pro Bowl. In 2012, all 5 of the 49ers' line starters were selected for the Pro Bowl and Iupati was an All-Pro first teamer. The 2011 line led the way for running back Frank Gore to become the franchise's all-time leading rusher. The 49ers advanced to the playoffs in each of Drevno's seasons, including winning the NFC West title his first 2 years and capturing the NFC championship in 2012.

Prior to joining the 49ers, Drevno was an assistant at Stanford for 4 seasons (2007-10), the first 2 years handling the tight ends and the last 2 seasons coaching the offensive line. His line allowed just 13 sacks during those 2 years, ranking second nationally both seasons, while opening holes for a ground attack that set a school rushing yardage record in 2009 while ranking 11th nationally [218.2]. Center Chase Beeler was an All-American first teamer in 2010. Stanford played in the 2009 Sun Bowl and 2011 Orange Bowl.

He was the offensive coordinator and offensive line coach at San Diego for the 4 previous seasons (2003-06). The Toreros were named back-to-back NCAA Division I-AA Mid-Major national champions and won Pioneer League titles in 2005 and 2006. Under his direction, USD led the nation in total offense twice and also finished third and ninth in that category. USD led the nation in 2003 in total yards (483.3) while averaging 39.9 points. In 2004, the Torero offense was ninth nationally in total offense (432.4), 11th in scoring offense (36.1) and 12th in passing offense (275.4). San Diego set numerous offensive school records in 2005, including average points (42.6) and total offense (485.2). The 2006 San Diego squad led the NCAA Division I-AA in passing offense (293.3), total offense (494.3) and scoring offense (42.8). Quarterback Josh Johnson was one of four offensive All-Americans on the team and led all NCAA Division I-AA quarterbacks in passing yards (3,320), passing efficiency (169.0), touchdown passes (34) and total offense (336.7). He was a fifth round pick by the Tampa Bay Buccaneers in 2008.

Drevno was the offensive line coach at Idaho for 3 seasons (2000-02). The Vandal offense ranked sixth in the nation in 2001 and eighth in 2000. He coached NFL players Jake Scott, Rick Demulling and Patrick Venzke at Idaho.

Prior to his tenure at Idaho, his coaching stops included San Jose State (offensive line, 1999), UNLV (running backs, 1998) and Montana State (tight ends, 1993-95, and running backs, 1996-97). He was a graduate assistant at Cal State Fullerton, his alma mater, in 1991 and 1992.



ASSISTANT COACHES

Drevno began his collegiate playing career as an offensive lineman for 2 years (1987-88) at El Camino Junior College in Torrance (Calif.), where he helped lead the Warriors to a national title in 1987 and then earned All-Mission League honors the following year. He then went on to start on the Cal State Fullerton offensive line for two seasons (1989-90).

He earned his bachelor's degree in criminal justice from Cal State Fullerton in 1992.

He was an all-league player at South Torrance (Calif.) High.

He was born on March 20, 1969. He and his wife, Shannon, have 2 daughters, McKenna, 20, and Baylee, 15, and a son, Zachary, 18.

DREVNO SNAPSHOT

BIRTHDAY: March 20, 1969

FAMILY: Wife, Shannon; Daughters, McKenna, 20, and Baylee, 15; Son, Zachary, 18

HIGH SCHOOL: South Torrance (Calif.) HS

EDUCATION: Bachelor's degree, criminal justice, Cal State Fullerton, 1992

PLAYING EXPERIENCE: South Torrance (Calif.) HS
El Camino Junior College, offensive line, 1987-88
Cal State Fullerton, offensive line, 1989-1990

COACHING EXPERIENCE: 28 years

| YEAR | TEAM | POSITION | BOWL |
|------|---------------------|----------------------------------|------------------|
| 1991 | Cal State Fullerton | Graduate Assistant | -- |
| 1992 | Cal State Fullerton | Graduate Assistant | -- |
| 1993 | Montana State | Tight Ends | -- |
| 1994 | Montana State | Tight Ends | -- |
| 1995 | Montana State | Tight Ends | -- |
| 1996 | Montana State | Running Backs | -- |
| 1997 | Montana State | Running Backs | -- |
| 1998 | UNLV | Running Backs | -- |
| 1999 | San Jose State | Offensive Line | -- |
| 2000 | Idaho | Offensive Line | -- |
| 2001 | Idaho | Offensive Line | -- |
| 2002 | Idaho | Offensive Line | -- |
| 2003 | San Diego | Off. Coordinator/Offensive Line | -- |
| 2004 | San Diego | Off. Coordinator/Offensive Line | -- |
| 2005 | San Diego | Off. Coordinator/Offensive Line | PFL Champ. |
| 2006 | San Diego | Off. Coordinator/Offensive Line | Gridiron Classic |
| 2007 | Stanford | Tight Ends | -- |
| 2008 | Stanford | Tight Ends | -- |
| 2009 | Stanford | Offensive Line | Sun |
| 2010 | Stanford | Offensive Line | Orange |
| 2011 | San Francisco 49ers | Offensive Line | NFC playoffs |
| 2012 | San Francisco 49ers | Offensive Line | NFC playoffs |
| 2013 | San Francisco 49ers | Offensive Line | NFC playoffs |
| 2014 | USC | Offensive Line | Holiday |
| 2015 | Michigan | Off. Coordinator/Offensive Line | Citrus |
| 2016 | Michigan | Off. Coordinator/Offensive Line | Orange |
| 2017 | Michigan | Off. Coordinator/Offensive Line | Outback |
| 2018 | USC | Run Game & Pass Pro. Coord./RBs* | -- |

*Also coached offensive line last 4 games

NFL STARS: Joe Staley, Mike Lupati, Jake Scott



GRAHAM HARRELL Offensive Coordinator Quarterbacks

Graham Harrell, who produced back-to-back national Top 25 offenses while the offensive coordinator at North Texas, is in his first season as USC's offensive coordinator and quarterbacks coach. He joined the USC staff in January of 2019.

Harrell, 34, was a record-setting, award-winning quarterback at a Texas high school and at Texas Tech, then earned a Super Bowl ring before pursuing a coaching career.

He served the past 3 seasons (2016-18) as North Texas' offensive coordinator and quarterbacks coach. After inheriting an offense that ranked in the nation's bottom 25 in scoring, passing and total offense in 2015, he helped the Mean Green improve statistically in each category in 2016, including by 9.6 points per game. Then in 2017, North Texas was 19th nationally in scoring (35.5), 21st in passing (291.9) and 24th in total offense (455.1), and quarterback Mason Fine set school season records for passing yards (4,052) and TDs (31). In 2018, UNT ranked 12th in passing (306.8), 20th in total offense (460.5) and 26th in scoring (34.6), with Fine throwing for 3,793 yards and 27 touchdowns with just 5 interceptions, wide receiver Rico Bussey Jr. catching 68 passes for 1,017 yards with 12 TDs and running back DeAndre Torrey scoring 15 TDs on the ground. Fine was the 2017 and 2018 Conference USA Offensive Player of the Year, while Bussey Jr. was an All-Conference USA first teamer in 2018. North Texas also rushed for more than 150 yards a game in both 2017 and 2018. UNT won 9 games each of the Harrell's last 2 seasons and qualified for bowl games each year that he was on staff (2016 Heart of Dallas, 2017 New Orleans, 2018 New Mexico) after having only played in one bowl the previous 11 seasons.

Harrell came to UNT from Washington State, where he worked for head coach Mike Leach as the outside receivers coach in 2015 after serving as an offensive analyst in 2014. He coached wide receivers Gabe Marks, who was a 2015 All-Pac-12 first-team selection when he led the conference in receptions and touchdown catches (school record 14) and was second in receiving yards per game, and Dom Williams, who had 73 receptions for 997 yards and 11 touchdowns. The 2015 Cougars led the nation in passing offense (389.2), won 8 games and won the Sun Bowl.

Harrell was a record-setting quarterback for Leach at Texas Tech from 2005 to 2008, finishing his career with an NCAA-record 134 touchdown passes, the second-most career yards in NCAA history (15,793) and the third-highest career passing average (351.0). He also set NCAA career marks for pass completions average (31.2), as well as most games gaining 400-plus passing yards (20), games gaining 400-plus total yards (21) and seasons gaining 4,000-plus total yards (3). His career average of 486.3 passing yards against Texas was an NCAA record against one opponent. In each of his three seasons as a starter, his passing yardage figures placed in the Top 25 all-time at the FBS level (21st in 2006 with 4,555 yards, second in 2007 with 5,705 and sixth in 2008 with 5,111) and he was the first player with a pair of 5,000-yard passing seasons.

In 2008, he was an All-American first teamer, finished fourth in the Heisman Trophy voting, won the Johnny Unitas Golden Arm Award, was a finalist for the Walter Camp and Davey O'Brien Awards and was a National Football Foundation Scholar-Athlete. His 5,111 passing yards led the nation and he threw 45 touchdowns with only 9 interceptions while completing 70.6 percent of his aeriels. Texas Tech went 11-2, including a victory over No. 1 Texas, and played in the Cotton Bowl in 2008.

As a junior in 2007, he won the Sammy Baugh Trophy and was the Gator Bowl MVP. He completed 71.8 percent of his passes, with 48 TDs. His 512 completions and 39.4 completions per game were NCAA season marks, as were his 11 games with 400-plus passing yards. Texas Tech was 9-4.

As a 2006 sophomore, he threw 38 touchdowns. He was the Insight Bowl MVP as he helped Texas Tech overcome a 31-point third quarter deficit and beat Minnesota in overtime, the largest come-from-behind win in FBS bowl history. The Red Raiders were 8-5.

He saw limited action in 2005 as a redshirt freshman.

He earned his bachelor's degree in history from Texas Tech in 2007.

Harrell played for the CFL's Saskatchewan Roughriders in 2009, but spent the season on the injured list.

He then was a quality control assistant at Oklahoma State for several months in 2010, working under offensive coordinator Dana Holgorsen, before resuming his pro playing career.

Harrell played in the NFL with the Green Bay Packers for 3 seasons (2010-12), including on the 2010 Super Bowl XLV champions. He was with the New York Jets briefly in 2013.

He played for his father, Sam, at Ennis (Tex.) High, throwing for Texas career records of 12,532 yards and 167 touchdowns. He led Ennis to the state Class 4A title as a 2001 sophomore. As a senior in 2003, he set state records for season passing yards, completions and touchdowns (4,825, 334, 67).

Harrell was born on May 22, 1985. He and his wife, Brittney, have a 3-year-old son, Herschel. His brother, Clark, played quarterback at Tulsa (2007) and Abilene Christian (2008-10); both Clark and his other brother, Zac, are now high school football coaches in Texas.

HARRELL SNAPSHOT

BIRTHDAY: May 22, 1985

FAMILY: Wife, Brittney; Son, Herschel, 3

HIGH SCHOOL: Ennis (Tex.) HS

EDUCATION: Bachelor's degree, history, Texas Tech, 2007

PLAYING EXPERIENCE: Ennis (Tex.) HS

Texas Tech, quarterback, 2005-08

COACHING EXPERIENCE: 6 years

| YEAR | TEAM | POSITION | BOWL |
|------|------------------|---------------------------|-----------------|
| 2010 | Oklahoma State | Quality Control Assistant | Alamo |
| 2014 | Washington State | Offensive Analyst | -- |
| 2015 | Washington State | Outside Receivers | Sun |
| 2016 | North Texas | Off. Coordinator/QBs | Heart of Dallas |
| 2017 | North Texas | Off. Coordinator/QBs | New Orleans |
| 2018 | North Texas | Off. Coordinator/QBs | New Mexico |



MIKE JINKS Running Backs

Mike Jinks is in his first season as USC's running backs coach. He joined the USC staff in December of 2018.

Jinks, 47, was Bowling Green's head coach from 2016 until being relieved of his duties after the seventh game of the 2018 season. His Falcons went 7-24. In his first 2 seasons, he produced 13 players who were named to various All-Mid-American Conference teams and 23 who made various Academic All-MAC teams (including an Academic All-American first teamer).

Before that, he was the running backs coach at Texas Tech for 3 years (2013-15), adding the associate head coach title in 2015.

Texas Tech was eighth nationally in total offense (510.7) in 2013 while averaging 35.8 points per game and played in the Holiday Bowl.

In 2014, running back DeAndre Washington became the first Red Raider to rush for 1,000 yards since 1998 (1,103). Texas Tech was 10th nationally in total offense (504.1), including rushing for 153.0 yards per game, while scoring 30.5 points.

In 2015, Texas Tech was second in the country in total offense (579.5) and scoring offense (a school-record 45.1) while running for 191.3 yards per outing with 34 rushing TDs. The Red Raiders were one of just two schools to score at least 25 points in every game that year. Washington ran for 1,000 yards again (1,492), earning All-Big 12 first team honors and becoming the first Red Raider with consecutive 1,000-yard rushing seasons since 1995 and 1996. Texas Tech played in the Texas Bowl.



Prior to Texas Tech, Jinks was the head coach at Steele High in Cibolo (Tex.) for 7 years (2006-12). He went 76-18 at Cibolo, including being a National Coach of the Year finalist while winning the 2010 Class 5A Division II State Championship. Steele was 43-4 in his final 3 seasons. The Knights advanced to the state finals again in 2011 and to the semifinals in 2012. He coached the West Team in the U.S. Army All-American Bowl in January 2013.

He was the head coach at Burbank High in San Antonio (Tex.) in 2005. Before that, Jinks was an assistant coach at 5 different high schools. He began his coaching career as the quarterbacks coach at Ellison High in Killeen (Tex.) in 1996 and 1997. In 1998, he became the quarterbacks coach at his alma mater, Judson High, in Converse (Tex.). Following that, he served as offensive coordinator at Crockett High in Austin (Tex.) in 1999, Galena Park (Tex.) High for 2 seasons (2000-01) and Robert E. Lee High in San Antonio (Tex.) for 3 years (2002-04).

Jinks played quarterback at Judson High and then at Angelo State (1990-93), where he started for 2 years. He earned his bachelor's degree in kinesiology from Angelo State in 1994.

He was born on Feb. 7, 1972. He and his wife Meredith have 3 children, Jaden, 12, Madison, 8, and Tristan, 4.

JINKS SNAPSHOT

BIRTHDAY: Feb. 7, 1972
FAMILY: Wife, Meredith; Sons, Jaden, 12, and Tristan, 4; Daughter, Madison, 8
HIGH SCHOOL: Judson HS, Converse, Tex.
EDUCATION: Bachelor's degree, kinesiology, Angelo State, 1995
PLAYING EXPERIENCE: Judson HS, Converse, Tex. Angelo State, quarterback, 1990-93

COACHING EXPERIENCE: 23 years

| YEAR | TEAM | POSITION | BOWL |
|------|------------------|------------------------------------|-------------|
| 1996 | Ellison HS | Quarterbacks | -- |
| 1997 | Ellison HS | Quarterbacks | -- |
| 1998 | Judson HS | Quarterbacks | -- |
| 1999 | Crockett HS | Offensive Coordinator | -- |
| 2000 | Galena Park HS | Offensive Coordinator | -- |
| 2001 | Galena Park HS | Offensive Coordinator | -- |
| 2002 | Robert E. Lee HS | Offensive Coordinator | -- |
| 2003 | Robert E. Lee HS | Offensive Coordinator | -- |
| 2004 | Robert E. Lee HS | Offensive Coordinator | -- |
| 2005 | Burbank HS | Head Coach | -- |
| 2006 | Steele HS | Head Coach | -- |
| 2007 | Steele HS | Head Coach | -- |
| 2008 | Steele HS | Head Coach | -- |
| 2009 | Steele HS | Head Coach | -- |
| 2010 | Steele HS | Head Coach | State Champ |
| 2011 | Steele HS | Head Coach | -- |
| 2012 | Steele HS | Head Coach | -- |
| 2013 | Texas Tech | Running Backs | Holiday |
| 2014 | Texas Tech | Running Backs | -- |
| 2015 | Texas Tech | Associate Head Coach/Running Backs | Texas |
| 2016 | Bowling Green | Head Coach | -- |
| 2017 | Bowling Green | Head Coach | -- |
| 2018 | Bowling Green | Head Coach* | -- |

*First 7 games

NFL STARS: DeAndre Washington



CHAD KAUAHA'AH'A
Defensive Line

Chad Kauha'aha'a is in his first season as USC's defensive line coach. He joined the USC staff in December of 2018.

Kauha'aha'a, 46, has coached the defensive line at 6 collegiate stops since 2005: Boise State (2018), Oregon State (2015-17), Wisconsin (2013-14), Utah (2011-12), Utah State (2009-10) and Weber State (2005-08). Ten of his players made it to the NFL, including 2013 first rounder Star Lotulelei from Utah.

While at Boise State in 2018, the Broncos ranked 10th nationally in sacks (3.0) and 23rd in rushing defense (122.9). Boise State qualified for the First Responder Bowl.

In addition to coaching the defensive line at Oregon State, Kauha'aha'a also served as the Beavers' associate head coach and outside linebackers coach his final 2 seasons.

While at Wisconsin, the Badgers were fourth nationally in total defense (294.1), 17th in scoring defense (20.8), 20th in both sacks (2.6) and tackles for loss (6.6) and 23rd in rushing defense (126.1) in 2014. They were fifth in rushing defense (102.5), sixth in scoring defense (16.3) and seventh in total defense (305.1) in 2013. Wisconsin played in the 2014 Capital One Bowl and 2015 Outback Bowl [after winning the Big Ten West title].

He helped Utah rank in the national Top 25 in rushing defense both seasons. Lotulelei (twice) and Derrick Shelby (2011) made the All-Pac-12 first team and Lotulelei won the league's Morris Trophy in 2011. The Utes played in the 2011 Sun Bowl.

He coached 5 Big Sky first team players at Weber State, including All-American Brady Fosmark. The Wildcats won the Big Sky title in 2008 and advanced to the NCAA Football Championship Subdivision quarterfinals.

Kauha'aha'a was the head coach at his alma mater Baldwin High in Wailuku (Hi.) from 2002 to 2004, posting a 25-5-2 record and ranking in the Top 5 in the state each season.

After prepping at Baldwin High, he played defensive line and linebacker for Utah for 3 years (1993, 1995-96), earning All-Western Athletic Conference second team in 1996 and All-WAC honorable mention in 1995. He had 113 career tackles, including 11 sacks. He played in the 1993 and 1994 Freedom Bowls and 1996 Copper Bowl.

He received his bachelor's degree in sociology from Utah in 1997. He was born on April 22, 1973. He and his wife, Lena, have 2 sons, Kalei, 24, and Kalena, 21. His last name is pronounced cow-HA-ah-HA-ah.

KAUAHA'AH'A SNAPSHOT

BIRTHDAY: April 22, 1973
FAMILY: Wife, Lena; Sons, Kalei, 24, and Kalena, 21
HIGH SCHOOL: Baldwin High, Wailuku (Hi.)
EDUCATION: Bachelor's degree, sociology, Utah, 1997
PLAYING EXPERIENCE: Baldwin High, Wailuku, Hi. Utah, defensive line/linebacker, 1993, 1995-96

COACHING EXPERIENCE: 17 years

| YEAR | TEAM | POSITION | BOWL |
|------|--------------|--------------------------------------|-----------------|
| 2002 | Baldwin HS | Head Coach | -- |
| 2003 | Baldwin HS | Head Coach | -- |
| 2004 | Baldwin HS | Head Coach | -- |
| 2005 | Weber State | Defensive Line | -- |
| 2006 | Weber State | Defensive Line | -- |
| 2007 | Weber State | Defensive Line | -- |
| 2008 | Weber State | Defensive Line | FCS quarters |
| 2009 | Utah State | Defensive Line | -- |
| 2010 | Utah State | Defensive Line | -- |
| 2011 | Utah | Defensive Line | Sun |
| 2012 | Utah | Defensive Line | -- |
| 2013 | Wisconsin | Defensive Line | Capital One |
| 2014 | Wisconsin | Defensive Line | Outback |
| 2015 | Oregon State | Defensive Line | -- |
| 2016 | Oregon State | Assoc. HC/Defensive Line/Outside LBs | -- |
| 2017 | Oregon State | Assoc. HC/Defensive Line/Outside LBs | -- |
| 2018 | Boise State | Defensive Line* | First Responder |

*Did not coach in bowl game

NFL STARS: Star Lotulelei

JOHNNY NANSEN
Inside Linebackers
Defensive Run Game Coordinator



Johnny Nansen begins his sixth year at USC, in 2019 handling the inside linebackers and serving as the defensive run game coordinator. From 2016 to 2018, he was the linebackers coach. He also was the assistant head coach from 2014 to 2018 and the recruiting coordinator from 2016 to 2018. He was the running backs coach and special teams coordinator his first 2 seasons (2014-15) at USC. He arrived at Troy in December of 2013.

In 2018, inside linebacker Cameron Smith became the first Trojan in nearly 40 years to lead the team in tackles in 3 consecutive years and then he was a 2019 NFL fifth round draft pick.

In 2017, he was named Pac-12 Recruiter of the Year by 247Sports.com. Linebacker Uchenna Nwosu was an All-American first team and All-Pac-12 first team choice, as well as an NFL Draft second round selection, while Cameron Smith made All-Pac-12 first team. USC played in the 2017 Cotton Bowl.

In 2016, linebacker Cameron Smith was a Sophomore All-American and led USC in tackles. USC played in the Rose Bowl.

In 2015, tailbacks Ronald Jones II and Justin Davis each rushed for more than 900 yards, while Jones set the USC freshman season rushing record and became just the second true freshman to lead USC in season rushing. USC played in the 2015 Holiday Bowl.

In 2014, tailback Javorius Allen made All-Pac-12 first team while rushing for 1,489 yards (the most by a Trojan since 2005) and he was an NFL fourth round draft pick. USC's special teams returned 2 punts and 2 kickoffs for touchdowns. USC played in the 2014 Holiday Bowl.

He was at Washington the previous 5 seasons (2009-13) in a variety of roles. He was the special teams coordinator all 5 years and recruiting coordinator the first 4 years. He doubled as the defensive line coach the first 3 seasons and as the running backs coach in 2013. He also was the assistant head coach the past 2 seasons.

In 2013, the Huskies were in the national Top 20 in rushing offense, as Doak Walker Award finalist and NFL second round pick Bishop Sankey was among the nation's rushing leaders. In 2011, UW ranked No. 7 in the nation in net punting and No. 21 in punt return defense. He mentored NFL draft pick Alameda Ta'amu on the defensive line. In 2010, his special teams featured school record-setting punter Kiel Rasp. In 2009, Nansen coached UW defensive end Daniel Te'o-Nesheim, an NFL draftee who finished his career with a school-record 30 sacks. The Huskies played in the 2010 Holiday Bowl, 2011 Alamo Bowl, 2012 Las Vegas Bowl and 2013 Fight Hunger Bowl (he did not coach in the Fight Hunger Bowl).

The 45-year-old Nansen came to UW after having spent 5 seasons (2004-08) at Idaho, where he worked with the linebackers the first 3 years, defensive line the final 2 years and special teams each season.

He began his coaching career as the defensive coordinator at Cabrillo High in Long Beach (Calif.) in 1998. He then was a graduate assistant at Louisville in 1999, working with the defensive line as the Cardinals earned a berth in the Humanitarian Bowl, before spending the 2000 season at Montana State as the running backs coach and 3 years (2001-03) at Idaho State, the first 2 years as the cornerbacks coach (the Bengals won the Big Sky title in 2002) and the last as the secondary coach.

Nansen was a 3-year (1994-96) letterman linebacker at Washington State. The Cougars played in the 1994 Alamo Bowl. He received his bachelor's degree in business administration there in 1997.

He was a standout quarterback at Long Beach (Calif.) Jordan High.



ASSISTANT COACHES

He was born on Feb. 28, 1974. He and his wife, Hale, have 2 daughters, Makena Lei, 14, and Kealia Kei, 11, and a son, Johnny Vicente Jr., 8.

NANSEN SNAPSHOT

BIRTHDAY: Feb. 28, 1974

FAMILY: Wife, Hale; Daughters, Makena Lei, 14, and Kealie Lei, 11; Son, Johnny Vicente Jr., 8

HIGH SCHOOL: Long Beach (Calif.) Jordan HS

EDUCATION: Bachelor's degree, business administration, Washington State, 1997

PLAYING EXPERIENCE: Long Beach (Calif.) Jordan HS

Washington State, linebacker, 1994-96

COACHING EXPERIENCE: 21 years

| YEAR | TEAM | POSITION | BOWL |
|------|---------------|---|--------------|
| 1998 | Cabrillo HS | Defensive Coordinator | -- |
| 1999 | Louisville | Graduate Assistant (Defensive Line) | Humanitarian |
| 2000 | Montana State | Running Backs | -- |
| 2001 | Idaho State | Cornerbacks | -- |
| 2002 | Idaho State | Cornerbacks | -- |
| 2003 | Idaho State | Secondary | -- |
| 2004 | Idaho | Linebackers/Special Teams Coord. | -- |
| 2005 | Idaho | Linebackers/Special Teams Coord. | -- |
| 2006 | Idaho | Linebackers/Special Teams Coord. | -- |
| 2007 | Idaho | Defensive Line/Special Teams Coord. | -- |
| 2008 | Idaho | Defensive Line/Special Teams Coord. | -- |
| 2009 | Washington | Def. Line/Sp. T. Coord./Recruit. Coord. | -- |
| 2010 | Washington | Def. Line/Sp. T. Coord./Recruit. Coord. | Holiday |
| 2011 | Washington | Def. Line/Sp. T. Coord./Recruit. Coord. | Alamo |
| 2012 | Washington | Run. Backs/Sp. T. Coord./Rec. Coord./Asst. HC | Las Vegas |
| 2013 | Washington | Running Backs/Sp. Teams Coord./Asst. HC* | Fight/Hunger |
| 2014 | USC | Running Backs/Sp. Teams Coord./Asst. HC | Holiday |
| 2015 | USC | Running Backs/Sp. Teams Coord./Asst. HC | Holiday |
| 2016 | USC | Asst. HC/Linebackers/Recruit. Coord. | Rose |
| 2017 | USC | Asst. HC/Linebackers/Recruit. Coord. | Cotton |
| 2018 | USC | Asst. HC/Linebackers/Recruit. Coord. | -- |

*Did not coach in bowl game

NFL STARS: Daniel Te'o-Nesheim, Bishop Sankey, Javorius Allen



CLANCY PENDERGAST Defensive Coordinator Assistant Head Coach

Clancy Pendergast, who has coordinated some of the top defenses in the NFL and in college since the mid-2000s and is known for his aggressive defenses that use creative schemes to create pressure, begins his fourth season back at USC as the defensive coordinator. He returned to USC in January of 2016 after spending a season with the San Francisco 49ers. In 2019, he also is the

assistant head coach.

This is the third stint at USC for Pendergast, who most recently was at Troy in 2013 and molded the Trojan defense into one of the nation's best that season. He has 27 years of coaching experience, including 16 in the NFL.

In 2018, USC held 6 of its 12 opponents to 21 points or less. Defensive lineman Jay Tufele was a Freshman All-American first teamer. Inside linebacker Cameron Smith was the first Trojan in nearly 40 years to lead the team in tackles in 3 consecutive years. Iman Marshall was USC's first four-year starting cornerback in 20 years. Smith (fifth round), Marshall (fourth round) and safety Marvell Tell III (fifth round) were 2019 NFL draft picks.

In 2017, USC led the nation in sacks (46), had 24 takeaways and was fourth nationally in red zone defense. Four Trojan defenders—linebackers Uchenna Nwosu and Cameron Smith, lineman Rasheem Green and safety Marvell Tell III—made All-Pac-12 first team, Nwosu was an All-American first teamer and Nwosu and Green were 2018 NFL draftees. USC played in the 2017 Cotton Bowl.

In 2016, USC held 6 opponents to their season low in points and allowed foes just 50 points in the first quarter (and only 121 in the first half). Opponents averaged just 367.2 yards of total offense and the Trojans had 14 interceptions. USC played in the Rose Bowl.

Pendergast, 51, was the 49ers' linebackers coach in 2015. He tutored Pro Bowl linebacker NaVorro Bowman, the NFL's 2015 tackle leader.

Pendergast was USC's defensive coordinator and secondary coach in 2013. That year, he helped the Trojan defense rank in the national Top 25 in total defense, scoring defense, rushing defense, pass efficiency defense, sacks, interceptions, red zone scoring defense, third down conversion defense and fourth down conversion defense. Safety Su'a Cravens was a Freshman All-American first team pick.

He spent the previous 3 years (2010-12) as the defensive coordinator at California. The Golden Bears led the conference in total defense, pass defense and fewest first downs allowed in each of his first 2 seasons while producing 9 NFL players, including first rounder Cameron Jordan, and 3 All-Conference first teamers, including 2011 Pac-12 Defensive Player of the Year Mychal Kendricks.

In 2010, Cal topped the Pac-10 in sacks and was in the league's top 5 in scoring defense, rushing defense, pass efficiency defense and opponent third down conversions while holding 4 opponents to 10 or less points (the most by a Golden Bear defense since 1968) and 3 foes to under 200 total yards.

In 2011, Cal was in the Pac-12's top 3 in rushing defense, pass efficiency defense, sacks and tackles for loss while notching 23 turnovers and 34 sacks and holding 5 teams under 70 rushing yards. The Golden Bears played in the Holiday Bowl.

His young 2012 Cal defense, with only 5 returning starters, held the wide-open offenses of UCLA and Washington State to just 17 points each.

Pendergast went to Cal after 6 seasons as an NFL defensive coordinator with the Arizona Cardinals (2004-08), including when the Cardinals won the 2008 NFC title to earn a berth in Super Bowl XLIII, and Kansas City Chiefs (2009). His squads had 176 takeaways during those 6 years.

In his 5 seasons with Arizona, his defense finished 20th or better in the final NFL rankings 37 times in categories such as points allowed, total yards allowed, rushing yards allowed, passing yards allowed, yards allowed per play, opponents third down percentage, sacks, interceptions and fumbles recovered.

Cardinal linemen Bertrand Berry and Darnell Dockett were Pro Bowlers in his defense. He also worked with Arizona's secondary, coaching safety Adrian Wilson to a pair of Pro Bowls.

In 2004, Arizona was 12th in the NFL in total defense and scoring defense, as well as in the top 5 in third down defense and fumble recoveries, and it forced 30 turnovers. Linebacker Karlos Dansby was an All-Rookie honoree.

His 2005 unit was in the NFL's top 10 in total defense, third down efficiency, first downs allowed and fumble recoveries, while his 2006 defense forced 33 turnovers, the most by the Cardinals since 1998 and tied for fifth in the NFL that year.

In 2007, Arizona was ninth in the NFL in run defense and set a modern-day NFL record by holding the Detroit Lions to minus 18 rushing yards. Its 6 scoring interception returns and 551 interception return yards that season were franchise records as the Cardinals tied for 10th in the NFL in interceptions.

In 2008, Arizona tied for fifth in the league with 30 takeaways, including forcing 13 turnovers during its playoff run.

In 2009 with Kansas City, a young Chiefs defense had 28 takeaways and 22 sacks. The unit improved significantly in sacks, rushing touchdowns allowed and third down conversions from the previous year.

Pendergast began his NFL coaching career in 1995 as a defensive assistant/quality control coach with the Houston Oilers.

He then spent 7 seasons (1996-2002) with the Dallas Cowboys as part of staffs that won 2 NFC East titles (1996 and 1998) and made 3 NFC playoff appearances (1996, 1998-99). He was a defensive assistant and quality control coach his first 4 seasons (1996-99), then oversaw Dallas' nickel defense packages in 2000 before coaching the defensive backs in his final 2 campaigns (2001-02). The Cowboys were third in the NFL in pass defense in 2000 and 2001. He tutored safety Roy Williams, who was an All-Rookie selection in 2002, as well as All-Pro and 3-time Pro Bowl safety Darren Woodson.

He then was the linebackers coach with the Cleveland Browns in 2003.

Pendergast started his coaching career as a graduate assistant at Mississippi State in 1991 before becoming a USC defensive assistant in 1992 under head coach Larry Smith. He then was a graduate assistant/tight ends at Oklahoma for 2 seasons (1993-94). Each of those college teams played in a bowl, as Mississippi State qualified for the Liberty Bowl, USC for the Freedom Bowl and Oklahoma for the John Hancock and Copper Bowls.

He prepped at Tolleson (Ariz.) High, then received his bachelor's degree in agriculture from Arizona in 1990.

Born on Nov. 29, 1967, he is single.

PENDERGAST SNAPSHOT

BIRTHDAY: Nov. 29, 1967

FAMILY: Single

HIGH SCHOOL: Tolleson (Ariz.) HS

EDUCATION: Bachelor's degree, agriculture, Arizona, 1990

PLAYING EXPERIENCE: Tolleson (Ariz.) HS

COACHING EXPERIENCE: 27 years

| YEAR | TEAM | POSITION | BOWL |
|------|---------------------|-------------------------------------|--------------|
| 1991 | Mississippi State | Graduate Assistant | Liberty |
| 1992 | USC | Defensive Assistant | Freedom |
| 1993 | Oklahoma | Graduate Assistant/Tight Ends | John Hancock |
| 1994 | Oklahoma | Graduate Assistant/Tight Ends | Copper |
| 1995 | Houston Oilers | Defensive Assistant/Quality Control | -- |
| 1996 | Dallas Cowboys | Defensive Assistant/Quality Control | NFC playoffs |
| 1997 | Dallas Cowboys | Defensive Assistant/Quality Control | -- |
| 1998 | Dallas Cowboys | Defensive Assistant/Quality Control | NFC playoffs |
| 1999 | Dallas Cowboys | Defensive Assistant/Quality Control | NFC playoffs |
| 2000 | Dallas Cowboys | Nickel Defense | -- |
| 2001 | Dallas Cowboys | Defensive Backs | -- |
| 2002 | Dallas Cowboys | Defensive Backs | -- |
| 2003 | Cleveland Browns | Linebackers | -- |
| 2004 | Arizona Cardinals | Defensive Coordinator | -- |
| 2005 | Arizona Cardinals | Defensive Coordinator | -- |
| 2006 | Arizona Cardinals | Defensive Coordinator | -- |
| 2007 | Arizona Cardinals | Defensive Coordinator | -- |
| 2008 | Arizona Cardinals | Defensive Coordinator | Super Bowl |
| 2009 | Kansas City Chiefs | Defensive Coordinator | -- |
| 2010 | California | Defensive Coordinator | -- |
| 2011 | California | Defensive Coordinator | Holiday |
| 2012 | California | Defensive Coordinator | -- |
| 2013 | USC | Defensive Coordinator/Secondary | Las Vegas |
| 2015 | San Francisco 49ers | Linebackers | -- |
| 2016 | USC | Defensive Coordinator | Rose |
| 2017 | USC | Defensive Coordinator | Cotton |
| 2018 | USC | Defensive Coordinator | -- |

NFL STARS: Darren Woodson, Roy Williams, Adrian Wilson, Karlos Dansby, Bertrand Berry, Darnell Dockett, NaVorro Bowman





CHRIS HAWKINS
Defensive Graduate Assistant

Chris Hawkins is in his first season as a graduate assistant at USC. He is working with the secondary.

He spent 2018 working in commercial real estate.

He lettered 4 seasons (2014-17) in USC's secondary, the first year as a cornerback and the last 3 at safety. He had 234 tackles, 4 interceptions and 6 deflections in his career while starting 36 games.

He made All-Pac-12 honorable mention in 2016 and 2017. As a 2017 senior, he captained the 2017 Trojans and won the team's Trojan Way Leadership Award and Player of the Game Versus UCLA Award that season, notching 88 tackles. He was on USC teams that played in the 2014 and 2015 Holiday Bowls, 2017 Rose Bowl and 2018 Cotton Bowl. He redshirted in 2013.

He was USC's 2017 representative on the Pac-12's Student-Athlete Leadership Team and also was 1 of 2 student-athletes to represent the Pac-12 at the 2017 NCAA Legislation meeting in Chicago.

He received his bachelor's degree in policy, planning and development from USC in 2017. He currently is working on a master's degree in communication management from USC.

Hawkins, 24, was in training camp with the Seattle Seahawks in 2018.

He was a prep All-American as a 2012 senior at Rancho Cucamonga (Calif.) High.

He was born on March 11, 1995. He is single. His brother, Armond Jr., played defensive back at Idaho (2014-17).

HAWKINS SNAPSHOT

BIRTHDAY: March 11, 1995
FAMILY: Single
HIGH SCHOOL: Rancho Cucamonga (Calif.) HS
EDUCATION: Bachelor's degree, policy, planning and development, USC, 2017
PLAYING EXPERIENCE: Rancho Cucamonga (Calif.) HS
 USC, safety-cornerback, 2014-17



MICHAEL HUTCHINGS
Defensive Graduate Assistant

Michael Hutchings begins his second season as a graduate assistant at USC, having started in that role in 2018. He is working with the linebackers.

In 2018, inside linebacker Cameron Smith was the first Trojan in nearly 40 years to lead the team in tackles in 3 consecutive years.

He was an inside linebacker for 4 seasons (2013-16) at USC, making 15 starts among his 52 games played and recording 118 tackles, including 8

for losses (with 3 sacks), 2 deflections and 1 interception in his career. He was a captain in 2016 on USC's Rose Bowl champion team when he also made All-Pac-12 honorable mention and won the team's Chris Carlisle Courage Award while getting 66 tackles (including 8 for losses, with 3 sacks) and 2 deflections.

He received his bachelor's degree in communication from USC in 2017. He currently is working on a master's degree in communication management from USC.

He was a prep All-American as a 2012 senior at De La Salle High in Concord (Calif.).

Hutchings, 24, worked in commercial real estate in 2017.

He was born on March 27, 1995. He is single.

HUTCHINGS SNAPSHOT

BIRTHDAY: March 27, 1995
FAMILY: Single
HIGH SCHOOL: De La Salle HS, Concord, Calif.
EDUCATION: Bachelor's degree, communication, USC, 2017
PLAYING EXPERIENCE: De La Salle HS, Concord, Calif.
 USC, inside linebacker, 2013-16
COACHING EXPERIENCE: 1 year

| YEAR | TEAM | POSITION | BOWL |
|------|------|-----------------------------------|------|
| 2018 | USC | Defensive Assistant (Linebackers) | -- |



DANE STEVENS
Offensive Graduate Assistant

Dane Stevens begins his third season as a graduate assistant at USC, having started in that role in 2017. He is began working with the quarterbacks in 2018 after a season with the tight ends.

In 2018, JT Daniels threw for 2,672 yards for USC just a season after graduating high school a year early and became just the second Trojan true freshman to start a season opener at quarterback.

In 2017, USC's tight ends had 28 receptions with 5 TDs. USC played in the 2017 Cotton Bowl.

He served as a USC student assistant coach from the spring of 2014 through the fall of 2016. USC played in the 2014 and 2015 Holiday Bowls and 2016 Rose Bowl.

He was a walk-on offensive lineman at USC as a first-year freshman in 2013, but sat out the season with an ankle injury. USC played in the 2013 Las Vegas Bowl

Stevens, 23, received his bachelor's degree in social sciences (psychology) from USC in 2016. He currently is working on a master's degree in communication management from USC.

He played offensive line at Mt. Paran Christian School in Kennesaw (Ga.). Born April 16, 1996, he is single.

STEVENS SNAPSHOT

BIRTHDAY: April 16, 1996
FAMILY: Single
HIGH SCHOOL: Mt. Paran Christian School, Kennesaw, Ga.
EDUCATION: Bachelor's degree, social sciences (psychology), USC, 2016
PLAYING EXPERIENCE: Mt. Paran Christian School, Kennesaw, Ga.
 USC, offensive line, 2013
COACHING EXPERIENCE: 5 years

| YEAR | TEAM | POSITION | BOWL |
|------|------|---------------------------------------|---------|
| 2014 | USC | Student Assistant Coach | Holiday |
| 2015 | USC | Student Assistant Coach | Holiday |
| 2016 | USC | Student Assistant Coach | Rose |
| 2017 | USC | Offensive Graduate Asst. (Tight Ends) | Cotton |
| 2018 | USC | Offensive Assistant (Quarterbacks) | -- |



VIANE TALAMAIVAO
Offensive Graduate Assistant

Viane Talamaivao is in his first season as a graduate assistant at USC. He is working with the offensive line.

He started at offensive guard for most of 4 seasons (2014-17) at USC. He appeared in 44 games in his career, with 37 starts. He won the team's Trojan Commitment Award as a senior. In 2014, he made Freshman All-American and All-Pac-12 honorable mention.

He was a prep All-American as a 2013 senior at Centennial High in Corona (Calif.).

He received his bachelor's degree in non-governmental organizations from USC in 2018. He currently is working on a master's degree in communication management from USC.

Talamaivao, 23, was in training camp with the Seattle Seahawks in 2018. He was born on Dec. 13, 1995. He is single.

TALAMAIVAO SNAPSHOT

BIRTHDAY: Dec. 13, 1995
FAMILY: Single
HIGH SCHOOL: Centennial HS, Corona, Calif.
EDUCATION: Bachelor's degree, non-governmental organizations, USC, 2018
PLAYING EXPERIENCE: Centennial HS, Corona, Calif.
 USC, offensive guard, 2014-17



AARON AUSMUS
Strength and Conditioning Coach

Aaron Ausmus, who was USC's head strength and conditioning coach for 4 seasons (2010-13) and a Trojan assistant for 3 seasons during the Pete Carroll era and also headed up strength and conditioning programs at 4 other universities, returned to USC as the head strength and conditioning coach in March of 2019.

Ausmus, 44, was a West Coast sales consultant at Sorinex Exercise Equipment since 2014.

He began his strength and conditioning coaching career at Tennessee, his alma mater, first as a graduate assistant for 2 seasons (1998-1999) and then as a part-time assistant the next season (2000).

He then became an assistant at USC for 3 seasons (2001-03), where he worked with the Trojans' 2003 national championship football team, as well as with the men's and women's track, women's soccer and men's golf teams.

He then was the head strength and conditioning coach at Idaho in 2004, where he supervised the strength, speed and conditioning programs for 16 men's and women's teams.

He spent the next 3 years (2005-07) as the head football strength and conditioning coach at Mississippi, then held a similar position at North Texas in 2008.

He was Tennessee's director of strength and conditioning in 2009, where he oversaw all of the Volunteers' teams, before taking USC's head job in 2010.

Ausmus was a member of Tennessee's track team (1994-98), where he was a 2-time All-American and won the 1997 NCAA indoor shot put title.

He has a bachelor's (1998) and master's (1999) degree in education from Tennessee.

He prepped at Campbell County High in Jacksboro, Tenn., where he competed on the track team.

He was born Nov. 6, 1974. His wife's name is Misty. He has 2 sons, Max Aden, 13, and Bo David, 11.

FOOTBALL STAFF



Brett Arce
Offensive Quality
Control Analyst



John David Baker
Offensive Quality
Control Analyst



Joe Bolden
Special Teams Quality
Control Analyst



Joseph Wood
Executive Director of
Football Operations/
Chief of Staff



Cheryl Taplin
Executive Assistant to
Head Coach/
Assistant Director of
Operations



Sam Curtis
Director of
Football Operations



Seth Doege
Offensive Quality
Control Analyst



Shawn Howe
Defensive Quality
Control Analyst



Steve Murillo
Offensive Quality
Control Analyst



Gordon Thomas
Assistant Director of
Football Operations



Spencer Harris
Director of Player
Personnel



Kelsea Winkle
Director of
On-Campus Recruiting



Lenny Vandermade
Offensive Quality
Control Analyst



Gavin Morris
Assistant AD/Director
of Player Development



Trey Johnson
Assistant Director of
Player Personnel



Ryan Miller
Graphic Design
and Creative Media
Coordinator



Jared Klingenberg
Assistant Strength and
Conditioning Coach



Darren Mustin
Assistant Strength and
Conditioning Coach



Ty Webb
Assistant Strength and
Conditioning Coach



Drew Fox
Recruiting Graduate
Assistant



Eric Espinoza
Director of Football
Video Operations



Daniel Dmytrisin
Assistant Director
of Football Video
Operations



Kyle Voigt
Sports Science
Coordinator

2019 USC VETERAN BIOGRAPHIES



[Players are listed in alphabetical order.]
 [Newcomer bios begin after veteran bios.]
 [Class years are listed athletically/academically,
 with "*" indicating player who has used up redshirt year]



(25) BRITON ALLEN
Safety
6-0, 185, Fr./Fr.,
Orlando, FL (IMG Academy)

2019: Allen, who enrolled at USC in the spring of 2019 after graduating a semester early from high school, will look to get into the mix at safety as a first-year freshman in 2019.

HIGH SCHOOL: He made **2018 PrepStar All-Southeast Region** as a senior safety at IMG Academy in Bradenton (Fla.). He had 21 tackles and 3 deflections in 2018.

He spent his first 3 seasons at Lake Highland Prep in Orlando (Fla.), playing safety and wide receiver. As a junior in 2017, he made **FloridaHSFootball.com All-State first team** (as a utility player) as he had 71 tackles and a forced fumble on defense, caught 11 passes for 238 yards (21.6 avg) with 3 TDs and ran for 24 yards on 3 carries (8.0 avg) on offense and had 4 punt returns for 102 yards (25.5 avg) with a TD and 6 kickoff returns for 50 yards (8.3 avg).

As a 2016 sophomore, he had 29 tackles on defense, 6 catches for 179 yards (29.8 avg) with 1 TD and 3 carries for 113 yards (37.7 avg) with 1 TD on offense.

As a 2015 freshman, he had 15 tackles and caught a 23-yard pass. He also played lacrosse at Lake Highland Prep.

PERSONAL: He is majoring in journalism at USC. His nickname is "Bam."



(49) MATT BAYLE
Inside Linebacker
6-0, 215, Sr./Sr.
San Marino, CA (St. Francis HS)

2019: Bayle will serve as a backup inside linebacker as a walk-on senior in 2019.

2018: Bayle, who moved to inside linebacker from outside linebacker prior to 2018 spring drills, saw action in 1 game (Arizona State) on special teams as a walk-on junior in 2018, but did not make a tackle.

2017: Bayle did not see action as a backup walk-on outside linebacker as a sophomore in 2017.

2016: Bayle did not see action as a reserve walk-on defensive end as a redshirt freshman in 2016.

2015: Bayle redshirted as a walk-on first-year freshman outside linebacker at USC in 2015. He was sidelined all of 2015 with a knee ligament injury suffered in the spring of 2015.

HIGH SCHOOL: He was **2014 All-CIF Southeast Division, Los Angeles Daily News All-Area honorable mention and All-Angelus League Co-Defensive MVP** as a senior outside linebacker and quarterback at St. Francis High in La Canada (Calif.). He had 69 tackles, including 8 for losses (with 3 sacks), an interception, a deflection and a forced fumble on defense in 2015, while on offense he had 36 yards on 8 carries (4.5 avg), caught a 26-yard pass and completed 2-of-6 passes (33.3%) for 7 yards.

As a junior in 2013, he had 8 tackles and 3 deflections on defense and 63 yards on 4 carries (15.8 avg) with a TD and an 11-yard scoring reception on offense.

He ran for 7 yards on 6 carries (1.2 avg) as a 2012 sophomore.

He attended San Marino (Calif.) high as a 2011 freshman, where he also competed in track and basketball.

PERSONAL: He is an accounting major at USC with a 3.28 GPA.



(76) CLAYTON BRADLEY
Offensive Tackle
6-5, 295, Sr./Sr.
Orange, CA (Servite HS)

CAREER: He has appeared in 17 games in his career, with 3 starts.

2019: Bradley will compete for playing time at offensive tackle as a senior in 2019. He was slowed in 2019 spring drills while recuperating from a 2018 back injury.

2018: Bradley saw action in USC's first 3 games (UNLV, Stanford, Texas) as a backup offensive tackle as a junior in 2018. He did not see further action the rest of the season, hampered the last 7 games by a back injury.

2017: Bradley saw action in all 14 games at offensive tackle, including starting 3 times (Washington State, Oregon State, Utah), and he also played on special teams as a sophomore in 2017.

2016: Bradley served as a backup offensive tackle as a redshirt freshman in 2016, appearing briefly there and on special teams in 3 games (Utah State, Stanford, Utah).

2015: He redshirted as a reserve offensive tackle as a first-year freshman at USC in 2015. He enrolled at USC in the fall of 2015 and was awarded a scholarship by virtue of an NCAA rule known as "blueshirting" (it allows a

non-recruited student-athlete to receive athletic financial aid after beginning practice and have that student-athlete count towards the next year's signing class if the school has reached its NCAA-maximum aid limit for the current year).

HIGH SCHOOL: He made **2014 Prep Star All-West Region, Max Preps All-State Division I second team, Cal-Hi Sports All-State fourth team, Tacoma News Tribune Western 100, All-CIF Pac 5 Division, Orange County Register All-Orange County first team and All-Trinity League first team** as a senior offensive tackle at Servite High in Anaheim (Calif.). Current Trojans Amon-Ra St. Brown, Kyle Ford and Ethan Rae also prepped at Servite.

PERSONAL: He is a communication major at USC. In the summer of 2018, he changed his last name from Johnston to Bradley in honor of his stepfather.



(49) MICHAEL BROWN
Placekicker
6-1, 195, Jr./Sr.
Temecula, CA (Linfield Christian HS)

CAREER: He has made 7-of-9 field goals and all 32 of his extra point kick tries in his career. He also has kicked off 12 times, with 3 touchbacks (with 2 pinning opponents within the 20) and 3 unsuccessful side kicks, and he has a rush for minus 2 yards on a fake field goal. He has appeared in 11 games in his career.

2019: Brown will compete to be USC's placekicker once again as a junior in 2019.

2018: Brown, returning healthy from a 2017 knee injury, assumed the placekicking job for the last 9 games of 2018 as a sophomore. Overall in 2018, he hit 7-of-9 field goals and all 32 of his extra point kick tries, and he also had 3 unsuccessful side kicks. He also had a run for minus 2 yards on a fake field goal.

He saw his first action in a year against Washington State and hit his first career field goal (a 26-yarder) and all 4 of his PATs. He hit a 42-yard field goal and all 3 of his PATs at Arizona. He hit a 38-yard field goal and all 4 of his PATs against Colorado. He hit all 4 of his PATs but missed a field goal and had an unsuccessful onside kick at Utah. He hit all 5 of his PATs and had an unsuccessful onside kick against Arizona State. He nailed a career-long 46-yard field goal and hit all 5 of his PATs at Oregon State. He hit both of his PATs and had a run for minus 2 yards against California. He hit 2 of his 3 field goal tries (46 and 22 yards) and all 3 PATs at UCLA. He hit a 30-yard field goal and both of his PATs (and he had an unsuccessful onside kick) against Notre Dame.

2017: Brown emerged as USC's placekicker on kickoffs as a redshirt freshman entering in 2017, but he tore ligaments in his left knee in the Stanford game and missed the rest of the season. Overall while appearing in 2 games, he kicked off 9 times, with 3 touchbacks (and 2 pinning opponents within the 20), but he did not attempt any placement kicks. Because of the early-season injury, he was allowed to medically redshirt.

2016: Brown redshirted as a first-year freshman placekicker in 2016. He was awarded a scholarship at USC by virtue of an NCAA rule known as "blueshirting" (it allows a non-recruited student-athlete to receive athletic financial aid after beginning practice and have that student-athlete count towards the next year's signing class if the school has reached its NCAA-maximum aid limit for the current year).

HIGH SCHOOL: He was **2015 Cal-Hi Sports All-State Small Schools first team, Max Preps All-State Small Schools first team and All-CIF Northwest Division** as a senior placekicker, punter and defensive back at Linfield Christian High in Temecula (Calif.). He made 9-of-13 field goals (with a long of 57 yards) and 66-of-70 PATs, had touchbacks on 62 of 68 kickoffs and averaged 41.7 yards punting (with a long of 55 yards) as a senior.

As a junior in 2014, he made **Max Preps All-State Division IV second team and All-CIF Northwest Division** while hitting 10-of-14 field goals and 36-of-37 PATs, had touchbacks on 41 of 50 kickoffs and averaged 37.3 yards on 30 punts (with a long of 54 yards), plus he had 3 interceptions on defense.

As a 2013 sophomore, he made 2-of-6 field goals (including a 53-yarder) and 30-of-32 PATs and had touchbacks on 24 of 33 kickoffs, plus he had 14 tackles on defense.

As a freshman in 2012, he hit 4-of-5 field goals and 22-of-23 PATs, plus on defense he had 20 tackles, 6 deflections and 2 interceptions.

He also played baseball and soccer at Linfield Christian.

PERSONAL: He is a real estate development major at USC. He was married in May 2019 and his wife's name is Lauren.

| | FGA | FGM | LG | PAT | ATT | PAT | TCB | YDS | AVG | TD | LG |
|--------------|-----|-----|----|-----|-----|-----|-----|------|-----|----|----|
| 2018 (So)... | 9 | 7 | 46 | 32 | 32 | 1 | -2 | -2.0 | 0 | -2 | |

GAME-BY-GAME WITH MICHAEL BROWN

| | 2018 | | | |
|--------------|--------|--------|-------|-------------|
| | FG-FGA | MADE | MISS | PAT-PAT ATT |
| Wash. St.* | 1-1 | 26 | -- | 4-4 |
| Arizona* | 1-1 | 42 | -- | 3-3 |
| Colorado* | 1-1 | 38 | -- | 4-4 |
| Utah* | 0-1 | -- | 39 WR | 4-4 |
| Arizona St.* | 0-0 | -- | -- | 5-5 |
| Oregon St.* | 1-1 | 46 | -- | 5-5 |
| California* | 0-0 | -- | -- | 2-2 |
| UCLA* | 2-3 | 46, 22 | 42 WL | 3-3 |
| Notre Dame* | 1-1 | 30 | -- | 2-2 |
| 2018 (So)... | 7-9 | | | 32-32 |



2017

| | KICKOFFS | WITHIN 20 (TOUCHBACKS) |
|---------------|----------|------------------------|
| W. Michigan* | 8 | 1(3) |
| Stanford* | 1 | 1(0) |
| 2017 (Fr.)... | 9 | 2(9) |



(7) STEPHEN CARR
Tailback
6-0, 210, Jr./Jr.
Gardena, CA (Summitt HS)

CAREER: In his career, Carr has run for 57 yards on 146 carries (5.2 avg) with 5 TDs, caught 25 passes for 214 yards (8.6 avg), returned 9 kickoffs for 215 yards (23.9 avg) and made 1 tackle. He has appeared in 19 games in his career, starting twice.

2019: The elusive Carr will battle for the starting tailback job as a junior in 2019.

2018: Carr, a sophomore tailback who had an impressive 2017 debut rushing and receiving, saw action in USC's first 9 games in 2018 (starting once, against Washington State) before spraining his right ankle at Oregon State and being sidelined the rest of the season. Overall in 2018, he ran for 384 yards on 81 carries (4.7 avg) with 2 TDs, caught 8 passes for 26 yards (3.2 avg) and returned 6 kickoffs for 151 yards (25.2 avg). He missed 2018 spring practice while recovering from off-season back surgery.

He had 54 yards on 9 carries and returned a kickoff for 73 yards against UNLV, then added 52 yards on 10 attempts and also caught 3 passes for 12 yards at Stanford. He had 13 yards on 6 carries with a 23-yard TD burst and also caught 2 passes for 7 yards at Texas. He had 77 yards on 8 rushes and also caught 2 passes for 2 yards and returned 2 kickoffs for 38 yards against Washington State, then added 80 yards on 14 carries at Arizona. He had 20 yards on 12 tries against Colorado, then 23 yards on 12 carries, a 5-yard catch and a 22-yard kickoff return at Utah and 16 yards on 4 carries and returned a kickoff for 2 yards against Arizona State. He had 49 yards on 6 carries with an 8-yard TD and he returned a kickoff 16 yards at Oregon State before spraining his ankle late in the game.

2017: Carr made an instant impression as an often-used backup tailback as a first-year freshman in 2017. Overall in 2017 while appearing in 10 games (all but Oregon State, Utah, Notre Dame and Arizona State, all of which he missed while recuperating from a sprained right ankle suffered at Washington State) and starting once (California), he had 363 yards on 65 carries (5.6 avg) with 3 TDs, plus he caught 17 passes for 188 yards (11.1 avg), had 3 kickoff returns for 64 yards (21.3 avg) and made a tackle. He made **2017 All-Pac-12 honorable mention.**

He debuted against Western Michigan with 69 yards and 2 scores (1 and 52 yards) on 7 carries for a 9.9 average (it was the most rushing TDs by a Trojan true freshman in an opener since Charles White had 93 in 1976 against Missouri) and he also caught 3 passes for 23 yards. He had 119 yards on 11 carries (a 10.8 average), caught an 18-yard pass and had a tackle against Stanford. He had 28 yards on 9 carries and had 3 catches for 42 yards against Texas. At California, he had a game-high 82 yards on 29 carries, with a 2-yard TD, and also caught 6 passes for 47 yards as he became the first USC first-year freshman to start at tailback since Dillon Baxter did so against Arizona State in 2010. He had 11 yards on 5 carries and returned 2 kicks for 52 yards at Washington State before getting injured. He gained 10 yards on 3 rushes and also caught a 10-yard pass against Arizona State. He had a 2-yard run, caught 2 passes for 49 yards and returned a kickoff 12 yards against UCLA, then added 42 yards on 7 carries against Stanford in the Pac-12 Championship Game. He had 2 carries for no yards and a reception for minus 1 yard against Ohio State in the Cotton Bowl.

HIGH SCHOOL: He made **2016 Prep Star All-American Dream Team, Max Preps All-American first team, Tacoma News Tribune Western 100, USA Today All-California first team, Cal-Hi Sports All-State second team, Cal-Hi Sports All-State Medium Schools first team, All-CIF Division 6, Orange County Register Fab 15 first team and Riverside Press-Enterprise All-Area second team** as a senior running back at Summit High in Fontana (Calif.). In 2016, he ran for 2,123 yards on 233 carries (9.1 avg) with 31 TDs, plus caught 20 passes for 466 yards (23.3 avg) with 5 TDs, returned 5 kickoffs for 170 yards (34.0 avg) and 4 punts for 83 yards (20.8 avg) and made 12 tackles.

As a junior in 2015, he made **USA Today All-California second team Cal-Hi Sports All-State Junior first team and All-CIF Central Division.**

PERSONAL: He is a communication major at USC.

| | TCB | YDS | AVG | TD | LG | REC | YDS | AVG | TD | LG |
|---------------|-----|-----|-----|----|----|-----|-----|------|----|----|
| 2017 (Fr.)... | 65 | 373 | 5.6 | 3 | 52 | 17 | 188 | 11.1 | 0 | 29 |
| 2018 (So.)... | 81 | 384 | 4.7 | 2 | 50 | 8 | 26 | 3.2 | 0 | 9 |
| CAREER..... | 146 | 757 | 5.2 | 5 | 52 | 25 | 214 | 8.6 | 0 | 29 |

| | KOR | YDS | AVG | TD | LG | TAC | LS/YDS | DFL | FR |
|---------------|-----|-----|------|----|----|-----|--------|-----|----|
| 2017 (Fr.)... | 3 | 64 | 21.3 | 0 | 38 | 1 | 0/0 | 0 | 0 |
| 2018 (So.)... | 6 | 151 | 25.2 | 0 | 73 | 0 | 0/0 | 0 | 0 |
| CAREER..... | 9 | 215 | 23.9 | 0 | 73 | 1 | 0/0 | 0 | 0 |

GAME-BY-GAME WITH STEPHEN CARR

2018

| | TCB | YDS | AVG | TD | LG | REC | YDS | AVG | TD | LG |
|---------------|-----|-----|-----|----|----|-----|-----|-----|----|----|
| UNLV | 9 | 54 | 6.0 | 0 | 40 | 0 | 0 | 0.0 | 0 | 0 |
| Stanford | 10 | 52 | 5.2 | 0 | 14 | 3 | 12 | 4.0 | 0 | 9 |
| Texas | 6 | 13 | 2.2 | 1 | 23 | 2 | 7 | 3.5 | 0 | 4 |
| Wash. St.* | 8 | 77 | 9.6 | 0 | 50 | 2 | 2 | 1.0 | 0 | 3 |
| Arizona | 14 | 80 | 5.7 | 0 | 24 | 0 | 0 | 0.0 | 0 | 0 |
| Colorado | 12 | 20 | 1.7 | 0 | 6 | 0 | 0 | 0.0 | 0 | 0 |
| Utah | 12 | 23 | 1.9 | 0 | 7 | 1 | 5 | 5.0 | 0 | 5 |
| Arizona St. | 4 | 16 | 4.0 | 0 | 9 | 0 | 0 | 0.0 | 0 | 0 |
| Oregon St. | 6 | 49 | 8.2 | 1 | 19 | 0 | 0 | 0.0 | 0 | 0 |
| 2018 (So.)... | 81 | 384 | 4.7 | 2 | 50 | 8 | 26 | 3.2 | 0 | 9 |

| | KOR | YDS | AVG | TD | LG |
|---------------|-----|-----|------|----|----|
| UNLV | 1 | 73 | 73.0 | 0 | 73 |
| Wash. St.* | 2 | 38 | 19.0 | 0 | 25 |
| Utah | 1 | 22 | 22.0 | 0 | 22 |
| Arizona St. | 1 | 2 | 2.0 | 0 | 2 |
| Oregon St. | 1 | 16 | 16.0 | 0 | 16 |
| 2018 (So.)... | 6 | 151 | 25.2 | 0 | 73 |

2017

| | TCB | YDS | AVG | TD | LG | REC | YDS | AVG | TD | LG |
|---------------|-----|-----|------|----|----|-----|-----|------|----|----|
| W. Michigan | 7 | 69 | 9.9 | 2 | 52 | 3 | 23 | 7.7 | 0 | 8 |
| Stanford | 11 | 119 | 10.8 | 0 | 52 | 1 | 18 | 18.0 | 0 | 18 |
| Texas | 9 | 28 | 3.1 | 0 | 11 | 3 | 42 | 14.0 | 0 | 21 |
| California* | 20 | 82 | 4.1 | 1 | 13 | 6 | 47 | 7.8 | 0 | 15 |
| Wash. St. | 5 | 11 | 2.2 | 0 | 5 | 0 | 0 | 0.0 | 0 | 0 |
| Arizona | 3 | 10 | 3.3 | 0 | 6 | 1 | 10 | 10.0 | 0 | 10 |
| UCLA | 1 | 2 | 2.0 | 0 | 2 | 2 | 49 | 24.5 | 0 | 29 |
| Stanford(P12) | 7 | 42 | 6.0 | 0 | 10 | 0 | 0 | 0.0 | 0 | 0 |
| Ohio St. (CB) | 2 | 0 | 0.0 | 0 | 0 | 1 | -1 | -1.0 | 0 | -1 |
| 2017 (Fr.)... | 65 | 373 | 5.6 | 3 | 52 | 17 | 188 | 11.1 | 0 | 29 |

| | KOR | YDS | AVG | TD | LG |
|---------------|-----|-----|------|----|----|
| Stanford | 0 | 0 | 0.0 | 0 | 0 |
| Wash. St. | 2 | 52 | 26.0 | 0 | 38 |
| UCLA | 1 | 12 | 12.0 | 0 | 12 |
| 2017 (Fr.)... | 3 | 64 | 21.3 | 0 | 38 |



(39) JAC CASASANTE
Snapper
6-0, 215, Fr./So.
Altadena, CA (Loyola HS)

2019: Casasante will serve as a backup long snapper as a walk-on redshirt freshman in 2019.

2018: Casasante redshirted as a backup long snapper as a first-year freshman walk-on in 2018.

HIGH SCHOOL: He was a long snapper as a 2017 senior at Loyola High in Los Angeles (Calif.). Current

Trojans Christian Rector, Jack Webster and Jordan McMillan also prepped at Loyola.

PERSONAL: He is a business administration major at USC. His real first name is John.



(41) CHRIS CAULK
Tight End
6-3, 210, Jr./Sr.
San Diego, CA (Cathedral Catholic HS/ San Diego Mesa JC)

2019: Caulk will serve as a backup tight end as a walk-on junior in 2019.

2018: Caulk redshirted as a reserve tight end as a walk-on sophomore in 2018.

JUNIOR COLLEGE: He attended San Diego (Calif.) Mesa Junior College in 2017 but did not play football.

HIGH SCHOOL: He missed most of his 2015 senior season as a wide receiver and defensive end at Cathedral Catholic High in San Diego (Calif.) with a knee ligament injury. He made the **2015 San Diego Union Tribune All-Academic** team. Current Trojan Jack Sears also prepped at Cathedral Catholic. He also was an outfielder on Cathedral Catholic's baseball team.

PERSONAL: He is a law, history and culture major at USC with a 3.15 GPA.



(52) JACOB DANIEL
Offensive Guard
6-4, 310, Sr./Sr.
Fresno, CA (Clovis North HS)

CAREER: He has 9 tackles and a deflection in his career while appearing in 12 games.

2019: Daniel will compete to get into the playing rotation at offensive guard as a senior in 2019.

2018: Daniel saw brief action in 1 game (Colorado) at offensive guard as a junior in 2018.

2017: Daniel was moved to offensive guard from defensive tackle in the fall of 2017, but redshirted as a junior in 2017.

2016: Daniel was a reserve defensive tackle as a sophomore in 2016. Overall in 2016 while appearing in 8 games (all but Stanford, Colorado, California, Notre Dame), he made 6 tackles. He had 3 stops against both Arizona State and Arizona.

2015: Daniel served as a backup defensive tackle as a first-year freshman in 2015. Overall in 2015 while appearing in 3 games (Arkansas, Idaho, Arizona State), he had 3 tackles (2 versus Arkansas State and 1 versus Idaho).

HIGH SCHOOL: He made **2014 Prep Star All-American Dream Team, Orange County Register Fab 15 second team and Tacoma News Tribune Western 100** despite playing only 2 games in 2014 as a senior defensive tackle at Clovis North High in Fresno (Calif.) because of a knee injury.

As a junior in 2013, he made **Cal-Hi Sports All-State Junior first team** as a member of Clovis North's Central California championship team.

He also played basketball at Clovis North.

PERSONAL: He received his bachelor's degree in political science at USC with an undergraduate 3.04 GPA and is now working on a master's degree in communication management (he has a graduate 3.30 GPA).



| | TAC | LS/YDS | DFL | FR |
|---------------|-----|--------|-----|----|
| 2015 (Fr.)... | 3 | 0/0 | 1 | 0 |
| 2016 (So.)... | 6 | 0/0 | 0 | 0 |
| CAREER..... | 9 | 0/0 | 1 | 0 |

GAME-BY-GAME WITH JACOB DANIEL

2016

| | TAC | LS/YDS | DFL | FR |
|---------------|-----|--------|-----|----|
| Arizona St. | 3 | 0/0 | 0 | 0 |
| Arizona | 3 | 0/0 | 0 | 0 |
| 2016 (So.)... | 6 | 0/0 | 0 | 0 |

2015

| | TAC | LS/YDS | DFL | FR |
|---------------|-----|--------|-----|----|
| Ark. St. | 2 | 0/0 | 0 | 0 |
| Idaho | 1 | 0/0 | 0 | 0 |
| Arizona State | 0 | 0/0 | 1 | 0 |
| 2015 (Fr.)... | 3 | 0/0 | 1 | 0 |



(18) JT DANIELS
Quarterback
6-3, 210, So./So.
Irvine, CA (Mater Dei HS)

2019: Daniels returns as a sophomore in 2019 with a year as USC's starting quarterback under his belt.

2018: Daniels, who came to USC in the fall of 2018 after graduating a full year early from high school, earned the starting quarterback job as a first-year freshman in 2018. Overall in 2018 while appearing in and starting 11 games (all but Arizona State, which he missed after suffering a concussion at Utah), he hit 216-of-363 passes (59.5%) for 2,672 yards with 14 TDs and 10 interceptions. His 216 completions ranked 20th on the USC season list (and 18th on USC's career chart). He was just the second USC true freshman to start a season opener at quarterback, joining Matt Barkley, who did so in 2009 against San Jose State. He also was just the fourth Trojan true freshman signalcaller to start any game, joining Barkley (12 starts in 2009), Carson Palmer (5 starts in 1998) and Rob Johnson (1 start in 1991).

He became just the second Trojan true freshman to start a season opener (and the fourth to start any game) when he did so against UNLV, completing 21-of-35 passes (60.0%) for 282 yards and a 43-yard TD with no interceptions (he was 9-of-12 for 167 yards with the TD in the second half) to post the top passing yardage performance ever by a Trojan in his playing debut. He was 16-of-34 for 215 yards with 2 interceptions (he also lost a fumble and was sacked 4 times) at Stanford (he suffered a bruised right throwing hand on USC's first possession and had to miss a series). He was 30-of-48 for 322 yards at Texas (he became the first USC true freshman to throw for 300-plus yards since Matt Barkley threw for 350 in the 2009 Emerald Bowl against Boston College), but threw an interception. He threw 3 touchdowns (50, 30 and 9 yards) while hitting 17-of-26 passes for 241 yards with no interceptions against Washington State, including a pair of TDs and a 2-point conversion toss in the second half to rally USC back from a 13-point deficit. He hit 16-of-24 passes for 197 yards at Arizona. He was 18-of-35 for 283 yards while throwing 3 touchdowns (27, 65 and 9 yards) against Colorado, but he also had 2 interceptions. He was 6-of-16 for 89 yards with a 34-yard TD and 2 interceptions at Utah before suffering a concussion at the end of the third quarter. After a week's break due to a concussion, he was 14-of-26 for 177 yards and a 41-yard TD at Oregon State. He completed 21-of-34 passes for 180 yards with 2 TDs and an interception against California, including going 15-of-20 for 147 yards with both touchdowns in the first half. He hit 20-of-34 passes for a season-high 337 yards with 2 TDs (44 and 45 yards) but threw 2 interceptions at UCLA. He completed a USC-record 37 passes (on 51 attempts) for a career-best 349 yards against Notre Dame; he hit his first 4 passes of the game and 6 of his first 7, was 16-of-17 in the first quarter, connected on 18 of his first 19 throws (including 14 completions in a row) and finished the first half 26-of-31 for 244 yards.

HIGH SCHOOL: He is the second Trojan football player to graduate a full year early from high school in order to enroll at USC, joining John David Booty, who did so in 2003. He was **2017 Gatorade National Player of the Year**, **Max Preps National Player of the Year**, **National High School Coaches Association Player of the Year**, **USA Today All-USA first team**, **PrepStar Dream Team**, **Orange County Register Fab 15 first team**, **Tacoma News Tribune Western 100**, **Gatorade California Player of the Year**, **USA Today All-California Player of the Year**, **Cal-Hi Sports State Player of the Year**, **Cal-Hi Sports All-State first team**, **Max Preps Junior All-American first team**, **All-CIF Division 1 Offensive Player of the Year**, **Los Angeles Times All-Area Player of the Year** and **Orange County Register All-Orange County Offensive Player of the Year** as a junior quarterback at Mater Dei High in Santa Ana (Calif.). In 2017, he completed 262-of-365 passes (71.8%) for 4,123 yards with 52 TDs and only 4 interceptions and he ran for 561 yards on 63 carries (8.9 avg) with 9 TDs. Mater Dei went 15-0 in 2017, won the California CIF Division 1 title and the California State Open Division crown and was named the prep national champions.

As a 2016 sophomore, he was **Max Preps All-American second team**, **Max Preps Sophomore All-American Player of the Year**, **Gatorade California Player of the Year**, **Cal-Hi Sports State Sophomore of the Year**, **Cal-Hi Sports All-State first team**, **All-CIF Division 1**, **Los Angeles Times All-Area Back of the Year**, **Orange County Register All-Orange County Offensive Player of the Year** and **All-Trinity League MVP**. In 2016, he completed 315-of-423 passes (74.5%) for an Orange County record 4,849 yards with an Orange County record 67 TDs and just 6 interceptions, plus he ran for 37 yards on 25 carries (1.5 avg) with 2 TDs as Mater Dei went 13-1 and was the CIF Division 1 runnerup.

As a 2015 freshman, he made **Max Preps Freshman All-American first team** and **All-Trinity League first team** while completing 174-of-313 passes

(55.6%) for 3,042 yards with 33 TDs and just 4 interceptions (he also rushed for 2 scores). In his 3-year career, he was 751-of-1,101 (68.2%) for 12,014 yards with 152 TDs and 14 interceptions. Current Trojans Frank Martin II, Chase McGrath, Amon-Ra St. Brown, Solomon Tuliaupupu, John Jackson III, Bru McCoy and Clyde Moore also prepped at Mater Dei.

PERSONAL: He is a psychology major at USC with a 3.51 GPA. His initials stand for Jonathan Tyler.

| | PA | PC | PI | PCT | YDS | TD | LG | TCB | YDS | AVG | TD | LG |
|---------------|-----|-----|----|------|------|----|----|-----|------|------|----|----|
| 2018 (Fr.)... | 363 | 216 | 10 | .595 | 2672 | 14 | 65 | 45 | -149 | -3.3 | 0 | 8 |

GAME-BY-GAME WITH JT DANIELS

2018

| | PA | PC | PI | PCT | YDS | TD | LG | TCB | YDS | AVG | TD | LG |
|---------------|-----|-----|----|------|------|----|----|-----|------|------|----|----|
| UNLV* | 35 | 21 | 0 | .600 | 282 | 1 | 43 | 5 | -1 | -0.2 | 0 | 5 |
| Stanford* | 34 | 16 | 2 | .471 | 215 | 0 | 45 | 5 | -20 | -4.0 | 0 | 8 |
| Texas* | 48 | 30 | 1 | .625 | 322 | 0 | 53 | 3 | -26 | -8.7 | 0 | 0 |
| Wash. St.* | 26 | 17 | 0 | .654 | 241 | 3 | 50 | 6 | -13 | -2.2 | 0 | 7 |
| Arizona* | 24 | 16 | 0 | .667 | 197 | 0 | 37 | 4 | 2 | 0.5 | 0 | 7 |
| Colorado* | 35 | 18 | 2 | .514 | 283 | 3 | 65 | 2 | -4 | -2.0 | 0 | 3 |
| Utah* | 16 | 6 | 2 | .375 | 89 | 1 | 42 | 2 | -10 | -5.0 | 0 | 0 |
| Oregon St.* | 26 | 14 | 0 | .538 | 177 | 1 | 41 | 5 | -21 | -4.2 | 0 | 2 |
| California* | 34 | 21 | 1 | .618 | 180 | 2 | 24 | 7 | -29 | -4.1 | 0 | 6 |
| UCLA* | 34 | 20 | 2 | .588 | 337 | 2 | 45 | 4 | -9 | -2.3 | 0 | 0 |
| Notre Dame* | 51 | 37 | 0 | .725 | 349 | 1 | 35 | 2 | -18 | -9.0 | 0 | 8 |
| 2018 (Fr.)... | 363 | 216 | 10 | .595 | 2672 | 14 | 65 | 45 | -149 | -3.3 | 0 | 8 |

*Starter



(16) DOMINIC DAVIS
Cornerback
5-9, 195, Sr./Sr.
Los Angeles, CA (Bishop Alemany HS)

CAREER: In his career, he has 201 yards on 37 carries (5.4 avg), 11 receptions for 121 yards (11.0 avg), a 2-yard kickoff return and a tackle. He has appeared in 29 games in his career.

2019: The speedy Davis, who came to USC as a tailback and also has sprinted on the Trojan track

team, will look to get into the mix for playing time at cornerback as a senior in 2019.

2018: Davis saw action on special teams in 6 games (Utah, Arizona State, California, UCLA, Notre Dame) as a backup junior cornerback in 2018. He missed USC's first 4 games of 2018 while ineligible. He also was able to play tailback, but did not see action there.

2017: Davis was moved from tailback to cornerback in the 2017 fall camp, but redshirted as a junior in 2017. He was also available at tailback.

2016: Davis was a backup tailback as a sophomore in 2016. Overall in 2016 while seeing action in 9 games (all but Arizona State, Colorado, California), he had 132 yards on 23 carries (5.7 avg) and 4 receptions for 19 yards (4.8 avg). A high injury sidelined him for the Arizona State game. He had 5 yards on 2 carries and caught a 6-yard pass against Alabama, then had 8 yards on 3 tries versus Utah State. He had a career-high 89 yards on 7 tries at Arizona (including an 85-yarder, USC's longest run since LaVale Woods went 96 yards against Oregon State in 1996). He had 28 yards on 6 tries and caught 2 passes for 5 yards against Oregon. He caught an 8-yard pass at Washington and had 2 yards on 5 carries against Notre Dame.

2015: Davis served as a backup tailback and wide receiver as a first-year freshman in 2015. Overall in 2015 while appearing in all 14 games, he ran for 69 yards on 14 carries (4.9 avg), caught 7 passes for 102 yards (14.6 avg) and had a 2-yard kickoff return and a tackle. He caught 2 passes for 53 yards plus had a 2-yard run and 2-yard kickoff return against Arkansas State. He ran for 37 yards on 5 tries against Idaho, then had 16 yards on 2 carries against Stanford. He had 1 rush for a loss of a yard and a reception for 23 yards against Washington, then lost 3 yards on his only carry at Notre Dame. He had 3 yards on 2 carries and caught passes for 22 yards versus Utah, then caught a 4-yard pass at California and had 15 yards on 2 carries against UCLA.

TRACK: He also sprinted indoor and outdoor for USC's track team in the spring of 2016.

He had 2016 outdoor bests of 10.65 in the 100 meters and 21.88 in the 200 meters, both while placing sixth at the Cardinal and Gold Challenge. In his other outdoor 100 meter appearances, he was first at the Trojan Invitational in 10.71 and fourth at the UCLA Dual in 10.74, while in his other outdoor 200 meter appearances he was eighth at the Trojan Invitational in 21.91 and fifth at the UCLA Dual in 22.65. He also ran at times on USC's outdoor 400-meter relay team, including leading off the victorious quartet at the UCLA dual (the team clocked 39.89).

Indoor earlier in 2016, he set a USC freshman indoor record in the 60 meters when he went 6.78 in a heat at the MPSF Championships (he was eighth in the MPSF final at 6.85). He also posted indoor 60-meter times of 6.92 for fourth at the UW Indoor Preview and 6.95 for 23rd at the Conference Clash. In the indoor 200 meters, he went 22.30 for 17th at the MPSF Championships and 22.51 for 38th at the Conference Clash.

HIGH SCHOOL: He made **2014 Prep Star All-American and Tacoma News Tribune Western 100** as a senior running back, wide receiver and cornerback at Bishop Alemany High in Mission Hills (Calif.).

As a 2013 junior, he made **All-CIF Pac 5 Division** as a running back. He broke his collarbone as a 2012 sophomore.

He also sprinted for Bishop Alemany's track team, with bests of 10.47 in the 100 meters (10.39 wind-aided) and 21.48 in the 200 meters (21.27 wind-aided). He was fourth in the 100 (10.51) at the 2014 California state meet as a junior and third in the event as a 2015 senior (10.56).

PERSONAL: He is a communication major at USC.



2019 VETERAN BIOGRAPHIES

| | TCB | YDS | AVG | TD | LG | REC | YDS | AVG | TD | LG |
|---------------|-----|-----|-----|----|----|-----|-----|------|----|----|
| 2015 (Fr.)... | 14 | 69 | 4.9 | 0 | 19 | 7 | 102 | 14.6 | 0 | 35 |
| 2016 (So.)... | 23 | 132 | 5.7 | 0 | 85 | 4 | 19 | 4.8 | 0 | 8 |
| CAREER..... | 37 | 201 | 5.4 | 0 | 85 | 11 | 121 | 11.0 | 0 | 35 |

| | KOR | YDS | AVG | TD | LG | TAC | LS/YDS | DFL | FR |
|---------------|-----|-----|-----|----|----|-----|--------|-----|----|
| 2015 (Fr.)... | 1 | 2 | 2.0 | 0 | 2 | 1 | 0/0 | 0 | 0 |

GAME-BY-GAME WITH DOMINIC DAVIS

2016

| | TCB | YDS | AVG | TD | LG | REC | YDS | AVG | TD | LG |
|---------------|-----|-----|------|----|----|-----|-----|-----|----|----|
| Alabama | 2 | 5 | 2.5 | 0 | 3 | 1 | 6 | 6.0 | 0 | 6 |
| Utah St. | 3 | 8 | 2.7 | 0 | 7 | 0 | 0 | 0.0 | 0 | 0 |
| Arizona | 7 | 89 | 12.7 | 0 | 85 | 0 | 0 | 0.0 | 0 | 0 |
| Oregon | 6 | 28 | 4.7 | 0 | 15 | 2 | 5 | 2.5 | 0 | 5 |
| Washington | 0 | 0 | 0.0 | 0 | 0 | 1 | 8 | 8.0 | 0 | 8 |
| Notre Dame | 5 | 2 | 0.4 | 0 | 8 | 0 | 0 | 0.0 | 0 | 0 |
| 2016 (So.)... | 23 | 132 | 5.7 | 0 | 85 | 4 | 19 | 5.8 | 0 | 8 |

2015

| | TCB | YDS | AVG | TD | LG | REC | YDS | AVG | TD | LG |
|---------------|-----|-----|------|----|----|-----|-----|------|----|----|
| Ark. St. | 1 | 2 | 2.0 | 0 | 2 | 2 | 53 | 26.5 | 0 | 35 |
| Idaho | 5 | 37 | 7.4 | 0 | 12 | 0 | 0 | 0.0 | 0 | 0 |
| Stanford | 2 | 16 | 8.0 | 0 | 19 | 0 | 0 | 0.0 | 0 | 0 |
| Washington | 1 | -1 | -1.0 | 0 | -1 | 1 | 23 | 23.0 | 0 | 23 |
| Notre Dame | 1 | -3 | -3.0 | 0 | -3 | 0 | 0 | 0.0 | 0 | 0 |
| Utah | 2 | 3 | 1.5 | 0 | 4 | 3 | 22 | 7.3 | 0 | 12 |
| California | 0 | 0 | 0.0 | 0 | 0 | 1 | 4 | 4.0 | 0 | 4 |
| UCLA | 2 | 15 | 7.5 | 0 | 11 | 0 | 0 | 0.0 | 0 | 0 |
| 2015 (Fr.)... | 14 | 69 | 4.9 | 0 | 19 | 7 | 102 | 14.6 | 0 | 35 |

USC TRACK BEST MARKS: Outdoor-10.65 100 meters (2016), 21.88 200 meters (2016). Indoor-6.78 60 meters (2016), 22.30 200 meters (2016).



(57) JUSTIN DEDICH
Center
6-2, 295, Fr./So.
Temecula, CA (Chaparral HS)

2019: Dedich will compete for the starting center spot as a redshirt freshman in 2019.

2018: Dedich, a first-year freshman center in 2018 who enrolled at USC in the spring of 2018 after graduating a semester early from high school, saw brief action as a blocking back in USC's opener (UNLV). He did not play the rest of the year and was able to redshirt.

HIGH SCHOOL: He made 2017 PrepStar All-American, Max Preps All-American second team, USA Today All-California first team, All-CIF Division 5, Los Angeles Times All-Area and Riverside Press-Enterprise All-Area first team as a senior 2-way lineman (primarily center on offense) at Chaparral High in Temecula (Calif.). In 2017, he had 15 tackles, with 2.5 sacks, and a forced fumble on defense.

As a 2016 junior, he made Cal-Hi Sports All-State Junior first team and Riverside Press-Enterprise All-Area second team.

He also played soccer at Chaparral, with a 1.333 goals against average as a goalkeeper.

PERSONAL: He is a human biology major at USC.



(68) LIAM DOUGLASS
Offensive Guard-Offensive Tackle
6-5, 300, Fr./So.
Topanga, CA (Harvard Westlake HS)

2019: Douglass will battle to get into the offensive guard and tackle mix as a redshirt freshman in 2019.

2018: Douglass redshirted as a first-year freshman offensive tackle in 2018. He won USC's Service Team Co-Offensive Player of the Year Award.

HIGH SCHOOL: He made 2017 Tacoma News Tribune Western 100, USA Today All-California second team, Cal-Hi Sports All-State second team, Cal-Hi Sports All-State Medium Schools first team, PrepStar All-Western Region, All-CIF Division 5 and Los Angeles Daily News All-Area first team as a senior 2-way lineman (tackle on offense) at Harvard-Westlake School in Studio City (Calif.). In 2017, he had 16 tackles, with 4 sacks, and a forced fumble on defense.

As a 2016 junior in his first year playing football, he made All-Angelus League Co-Lineman of the Year.

He also was on the baseball, track and wrestling teams at Harvard-Westlake.

PERSONAL: He is a communication major at USC with a 3.42 GPA.



(37) BEN EASINGTON
Tailback
5-10, 210, So.*/Jr.
Evanston, IL (Evanston)

2019: Easington will serve as a backup tailback as a walk-on sophomore in 2019. He was limited in 2019 spring drills while recuperating from a 2018 shoulder injury.

2018: Easington saw action on special teams in USC's opener (UNLV) as a walk-on redshirt freshman in 2018, but hurt his left shoulder in that game and was sidelined the rest of the season.

2017: Easington redshirted as a reserve tailback as a walk-on first-year freshman in 2017.

HIGH SCHOOL: He ran for more than 1,300 yards with 13 TDs as a 2016 senior at Evanston (Ill.) High in his first year as a running back. In one game, he rushed for 336 yards on 43 carries (second most in school history) and in another he ran for 213 yards.

He started at outside linebacker as a 2015 junior.

He also was a discus thrower (best of 145-8) and shot putter (best of 48-0) for Evanston's track team.

PERSONAL: He is a history major at USC.



(31) HUNTER ECHOLS
Outside Linebacker
6-5, 240, So.*/Jr.
Los Angeles, CA (Cathedral HS)

2019: Echols will push for a starting outside linebacker spot as a sophomore in 2019.

2018: Echols saw action in 11 games (all but Arizona State, when he was out with an injury) at outside linebacker and special teams as a redshirt freshman in 2018. Overall in 2018, he had 6 tackles. He

had 1 tackle each against UNLV, Texas, Washington State, Colorado, California and Notre Dame.

2017: Echols redshirted as a first-year freshman outside linebacker in 2017. He had surgery for a hip infection during 2017 fall camp that slowed him early in the season.

HIGH SCHOOL: He made 2016 Prep Star All-American Dream Team, Tacoma News Tribune Western 100, USA Today All-California first team, Cal-Hi Sports All-State first team and All-CIF Division 3 as a senior defensive end and linebacker at Cathedral High in Los Angeles (Calif.). In 2016, he made 79 tackles, 27 tackles for loss, 9 sacks, 1 interception (for a TD), 2 deflections and 1 forced fumble.

As a junior in 2015, he made Max Preps All-State Medium Schools first team, All-CIF Southwest Division and Los Angeles Times All-Area first team while making 79 tackles, 17 tackles for loss, 17 sacks, 4 deflections, 3 fumble recoveries (1 for a TD) and 2 forced fumbles.

PERSONAL: He is a communication major at USC.

| | TAC | LS/YDS | DFL | FR |
|---------------|-----|--------|-----|----|
| 2018 (Fr.)... | 6 | 0/0 | 0 | 0 |

GAME-BY-GAME WITH HUNTER ECHOLS

2018

| | TAC | LS/YDS | DFL | FR |
|---------------|-----|--------|-----|----|
| UNLV | 1 | 0/0 | 0 | 0 |
| Texas | 1 | 0/0 | 0 | 0 |
| Wash. St. | 1 | 0/0 | 0 | 0 |
| Colorado | 1 | 0/0 | 0 | 0 |
| California | 1 | 0/0 | 0 | 0 |
| Notre Dame | 1 | 0/0 | 0 | 0 |
| 2018 (Fr.)... | 6 | 0/0 | 0 | 0 |



(38) CHRIS EDMONDSON
Tailback
5-9, 190, Jr./Sr.
Cibola, TX (Clemens HS)

2019: Edmondson will serve as a backup tailback as a walk-on junior in 2019.

2018: Edmondson did not see action as a reserve tailback as a walk-on sophomore in 2018.

2017: Edmondson did not see action as a backup walk-on tailback as a redshirt freshman in 2017.

2016: Edmondson redshirted as a reserve fullback and tailback as a walk-on first-year freshman in 2016.

HIGH SCHOOL: He prepped at Clemens High in Schertz (Tex.), where he played outside linebacker as a 2015 senior and running back as a 2014 junior.

PERSONAL: He is a sociology major at USC.



(48) PETER ESPARZA
Inside Linebacker
6-1, 210, Fr./So.
West Covina, CA (JSerra Catholic HS)

2019: Esparza will serve as a backup inside linebacker as a walk-on redshirt freshman in 2019. He was moved from outside linebacker in 2019 spring drills.

2018: Esparza redshirted as a reserve outside linebacker as a walk-on first-year freshman in 2018.

HIGH SCHOOL: As a 2017 senior outside linebacker and tight end at JSerra High in San Juan Capistrano (Calif.), he had 23 tackles (with 2 sacks), 2 fumble recoveries and a forced fumble on defense and 2 receptions for 20 yards (10.0 avg) on offense.

He suffered a dislocated right ankle early in his 2016 junior season and had surgery. Current Trojans Abdul-Malik McClain and Munir McClain also prepped at JSerra Catholic.

He also was a forward on JSerra's basketball team.



He attended Bishop Amat High in La Puente (Calif.) as a 2015 sophomore. Current Trojan Tyler Vaughns also prepped at Bishop Amat.



(41) JULIANO FALANIKO
Inside Linebacker
6-4, 235, So.*/Jr.
Pago Pago, American Samoa (Leone HS)

CAREER: He has made 7 tackles in his career while appearing in 16 games.

2019: Falaniko will push for playing time at inside linebacker as a sophomore in 2019. He was moved from outside linebacker in 2019 spring practice.

2018: Falaniko appeared in 4 games (UNLV, Arizona, Oregon State, Notre Dame) at outside linebacker and on special teams as a sophomore in 2018, allowing him to redshirt. Overall in 2018, he had 1 tackle (against UNLV). He suffered a shoulder injury prior to the Stanford game and missed 2 games (Stanford, Texas), then had a concussion against Oregon State that sidelined him for the California and UCLA games.

2017: Falaniko served as a backup outside linebacker and played on special teams as a first-year freshman in 2017. Overall in 2017 while appearing in 12 games (all but Texas and Colorado), he had 6 tackles. He had 2 tackles against both California and Colorado. He was also able to play inside linebacker.

HIGH SCHOOL: He made **2016 Prep Star All-West Region, All-American Samoa High School Athletic Association first team and MVP of the All Poly Camp** as a senior linebacker and wide receiver at Leone High in Pago Pago, American Samoa. As a junior in 2015, he was **All-American Samoa High School Athletic Association first team and Fa'asamoa Initiative Outstanding Football Student-Athlete.**

PERSONAL: He is a communication major at USC. He is the first Trojan footballer who prepped in American Samoa since Travis Tofi (2003-06).

| | TAC | LS/YDS | DFL | FR |
|---------------|-----|--------|-----|----|
| 2017 (Fr.)... | 6 | 0/0 | 0 | 0 |
| 2018 (So.)... | 1 | 0/0 | 0 | 0 |
| CAREER..... | 7 | 0/0 | 0 | 0 |

GAME-BY-GAME WITH JULIANO FALANIKO

2018

| | TAC | LS/YDS | DFL | FR |
|---------------|-----|--------|-----|----|
| UNLV | 1 | 0/0 | 0 | 0 |
| 2018 (So.)... | 1 | 0/0 | 0 | 0 |

2017

| | TAC | LS/YDS | DFL | FR |
|---------------|-----|--------|-----|----|
| California | 2 | 0/0 | 0 | 0 |
| Oregon St. | 2 | 0/0 | 0 | 0 |
| Notre Dame | 1 | 0/0 | 0 | 0 |
| Arizona St. | 1 | 0/0 | 0 | 0 |
| 2017 (Fr.)... | 6 | 0/0 | 0 | 0 |



(83) JOSH FALDO
Tight End
6-6, 230, Jr./Sr.
Sacramento, CA (Inderkum HS)

CAREER: He has 14 catches for 223 yards (15.9 avg) with 2 TDs and also made a tackle in his career. He has appeared in 22 games in his career, starting 3 times.

2019: Faldo will battle for the starting tight end job as a junior in 2019.

2018: Faldo was a major contributor at tight end as a sophomore in 2018 and he also played on special teams. Overall in 2018 while appearing in 10 games (all but UNLV and Stanford, which he missed because of a preseason hamstring injury) and starting 3 times (Arizona, Utah, Arizona State), he had 10 catches for 158 yards (15.8 avg).

He had 2 catches for 6 yards at Texas, 3 catches for 54 yards at Arizona, 3 catches for 37 yards against Arizona State, a 24-yard reception against California and a 37-yard catch at UCLA.

2017: Faldo served as an often-used backup tight end and played on special teams as a first-year freshman in 2017. Overall while appearing in 12 games (all but Arizona State and Arizona), he had 4 catches for 65 yards (16.2 avg) with 2 TDs and made a tackle. He sprained his ankle prior to the Arizona State game and missed 2 games (Arizona State, Arizona).

He caught a 30-yard TD against Oregon State on his first career reception, added 2 catches for 20 yards, with a 1-yard TD, against Utah, and had a key 15-yard fourth down reception late in the Pac-12 Championship Game against Stanford to pick up a first down.

HIGH SCHOOL: He made **2016 Prep Star All-American, Tacoma News Tribune Western 100, USA Today All-California second team, Cal-Hi Sports All-State second team, Max Preps All-NorCal first team, Max Preps All-Sac-Joaquin Section second team and Sacramento Bee All-Sacramento Defensive Player of the Year** as a senior tight end, linebacker, defensive end and punter at Inderkum High in Sacramento (Calif.). In 2016, he caught 21 passes for 410 yards (19.5 avg) with 8 TDs, completed 2-of-5 passes (40.0%) for 46 yards with 2 TDs and ran 5 yards on 3 carries (1.7 avg) on offense, plus he had 39 tackles, 3 sacks, 1 fumble recovery and 1 deflection on defense.

As a junior in 2015, he had 11 receptions for 275 yards (25.0 avg) with 3 TDs and had a 6-yard carry on offense and he had 22 tackles and 4.5 sacks on defense.

As a 2014 sophomore, he had 2 catches for 28 yards (14.0 avg) along with 32 tackles, 2 sacks and a deflection.

PERSONAL: He is a communication major at USC. His brother, N.J., was an outside linebacker at Colorado (2015-16), while brother, Nate, was a defensive tackle at San Jose State (2013-15). He was born in Hawaii.

| | REC | YDS | AVG | TD | LG | TAC | LS/YDS | DFL | FR |
|---------------|-----|-----|------|----|----|-----|--------|-----|----|
| 2017 (Fr.)... | 4 | 65 | 16.2 | 2 | 30 | 1 | 0/0 | 0 | 0 |
| 2018 (So.)... | 10 | 158 | 15.8 | 0 | 37 | 0 | 0/0 | 0 | 0 |
| CAREER..... | 14 | 223 | 15.9 | 2 | 37 | 1 | 0/0 | 0 | 0 |

GAME-BY-GAME WITH JOSH FALDO

2018

| | REC | YDS | AVG | TD | LG |
|---------------|-----|-----|------|----|----|
| Texas | 2 | 6 | 3.0 | 0 | 5 |
| Arizona* | 3 | 54 | 18.0 | 0 | 37 |
| Arizona St.* | 3 | 37 | 12.3 | 0 | 18 |
| California | 1 | 24 | 24.0 | 0 | 24 |
| UCLA | 1 | 37 | 37.0 | 0 | 37 |
| 2018 (So.)... | 10 | 158 | 15.8 | 0 | 37 |

*Starter

2017

| | REC | YDS | AVG | TD | LG | TAC | LS/YDS | DFL | FR |
|---------------|-----|-----|------|----|----|-----|--------|-----|----|
| Texas | 0 | 0 | 0.0 | 0 | 0 | 1 | 0/0 | 0 | 0 |
| Oregon St. | 1 | 30 | 30.0 | 1 | 30 | 0 | 0/0 | 0 | 0 |
| Utah | 2 | 20 | 10.0 | 1 | 19 | 0 | 0/0 | 0 | 0 |
| Stanford(P12) | 1 | 15 | 15.0 | 0 | 10 | 0 | 0/0 | 0 | 0 |
| 2017 (Fr.)... | 4 | 65 | 16.2 | 2 | 30 | 1 | 0/0 | 0 | 0 |



(50) NICK FIGUEROA
Defensive Line
6-5, 280, So.*/Jr.
San Bernardino, CA (Cajon HS/Cal Poly/Riverside CC)

2019: Figueroa, who enrolled at USC in the spring of 2019 after transferring from a junior college, will battle to get into the defensive line playing rotation as a sophomore in 2019.

JUNIOR COLLEGE: He made **2018 PrepStar JC All-American and All-Southern California Football Association National Southern League Defensive Player of the Year** as a redshirt freshman defensive end from Riverside (Calif.) City College. He had 38 tackles, including 19.5 for losses (with 11.5 sacks), in 2018.

CAL POLY: He redshirted as a freshman defensive end at Cal Poly in 2017.

HIGH SCHOOL: As a 2016 senior defensive end and tight end at Cajon High in San Bernardino (Calif.) in his only season playing football, he made **All-Citrus Belt League** as he had 86 tackles, including 19 for loss (with 12 sacks), plus 3 deflections, a fumble recovery and a forced fumble.

He also played baseball at Cajon.

PERSONAL: He's a real estate development major at USC with a 3.82 GPA.



(19) MATT FINK
Quarterback
6-3, 200, Jr.*/Sr.
Rancho Cucamonga, CA (Glendora HS)

CAREER: He has completed 13-of-18 passes (72.2%) for 89 yards with 1 TD and run for 106 yards on 14 carries (7.6 avg) with 1 TD in his career. He has appeared in 7 games in his career.

2019: Fink, equally effective as a passer and runner, will compete for playing time at quarterback as a junior in 2019.

2018: Fink served as a backup quarterback as a sophomore in 2018. Overall in 2018 while appearing in 4 games (UNLV, Stanford, Colorado, Utah), he hit 7-of-9 passes (77.8%) for 46 yards with 1 TD and also ran for 24 yards on 7 carries (3.4 avg). He suffered broken ribs at Utah, sidelining him the rest of the season.

He played the last series against UNLV and had 2 rushes for minus 2 yards. He replaced starter JT Daniels for a series at Stanford when Daniels was injured and hit 1-of-2 throws for 3 yards and also had a 5-yard run. He played the final series against Colorado, but did not throw or carry the ball. He filled in for Daniels at Utah when he suffered a concussion and was 6-of-7 for 43 yards with a 3-yard TD and also ran for 21 yards on 4 tries but then suffered broken ribs.

2017: Fink was the backup quarterback as a redshirt freshman in 2017. Overall in 2017 while appearing in 3 games (Oregon State, Notre Dame, Arizona State), he completed 6-of-9 passes (66.7%) for 43 yards, plus he had 7 carries for 82 yards (11.7 avg) with 1 TD.

Against Oregon State in his first collegiate action while playing the game's final 2 series, he ran for a 51-yard TD on his first career rush (the longest run by a USC quarterback since Carson Palmer's 54-yarder against California in 2001) and completed a 12-yard pass on his first career aerial (he also added a 1-yard run). He completed 5-of-8 passes for 31 yards and ran for 17 yards on 3 tries while playing most of the fourth quarter at Notre Dame. He played the final series at Arizona State and ran for 13 yards on 2 carries.

2016: Fink, who enrolled at USC in the spring of 2016 after graduating a semester early from high school, redshirted as a first-year freshman quarterback in 2016. He was sidelined for the Stanford, Utah and Arizona State games with a sprained ankle.



2019 VETERAN BIOGRAPHIES

HIGH SCHOOL: He made **2015 Prep Star All-American, Tacoma News Tribune Western 100, Cal-Hi Sports All-State Medium Schools first team, All-CIF Central Division, San Gabriel Valley Tribune All-Area first team and All-Palomares League Player of the Year** as a senior dual-threat quarterback at Glendora (Calif.) High. He completed 87-of-174 passes (50.0%) for 1,258 yards with 15 TDs and 5 interceptions in 2015, rushed for 1,106 yards on 180 carries (6.1 avg) with 17 TDs, had a 36-yard reception, made 6 tackles and 2 interceptions and averaged 36.8 yards on 37 punts (with 12 pinning opponents within the 20-yard line). He suffered a broken rib after the season.

As a junior in 2014, he made **Cal-Hi Sports All-State Junior second team** as he completed 96-of-165 passes (58.2%) for 1,386 yards with 10 TDs and 3 interceptions and he also ran for 725 yards on 75 carries (9.7 avg) with 10 TDs.

As a 2013 sophomore, he completed 95-of-192 passes (49.5%) for 1,449 yards with 12 TDs and 6 interceptions and he ran for 182 yards on 47 carries (3.9 avg) with 3 TDs. Current Trojan Damon Johnson also prepped at Glendora.

PERSONAL: He is a communication major at USC.


| | PA | PC | PI | PCT | YDS | TD | LG | TCB | YDS | AVG | TD | LG |
|---------------|----|----|----|------|-----|----|----|-----|-----|------|----|----|
| 2017 (Fr.)... | 9 | 6 | 0 | .667 | 43 | 0 | 16 | 7 | 82 | 11.7 | 1 | 51 |
| 2018 (So.)... | 9 | 7 | 0 | .778 | 46 | 1 | 16 | 7 | 24 | 3.4 | 0 | 8 |
| CAREER..... | 18 | 13 | 0 | .722 | 89 | 1 | 16 | 14 | 106 | 7.6 | 1 | 51 |

GAME-BY-GAME WITH MATT FINK

| | PA | PC | PI | PCT | YDS | TD | LG | TCB | YDS | AVG | TD | LG |
|---------------|----|----|----|------|-----|----|----|-----|-----|------|----|----|
| UNLV | 0 | 0 | 0 | .000 | 0 | 0 | 0 | 2 | -2 | -1.0 | 0 | 1 |
| Stanford | 2 | 1 | 0 | .500 | 3 | 0 | 3 | 1 | 5 | 5.0 | 0 | 5 |
| Utah | 7 | 6 | 0 | .857 | 43 | 1 | 16 | 4 | 21 | 5.3 | 0 | 8 |
| 2018 (So.)... | 9 | 7 | 0 | .778 | 46 | 1 | 16 | 7 | 24 | 3.4 | 0 | 8 |

2017

| | PA | PC | PI | PCT | YDS | TD | LG | TCB | YDS | AVG | TD | LG |
|---------------|----|----|----|-------|-----|----|----|-----|-----|------|----|----|
| Oregon St. | 1 | 1 | 0 | 1.000 | 12 | 0 | 12 | 2 | 52 | 26.0 | 1 | 51 |
| Notre Dame | 8 | 5 | 0 | .625 | 31 | 0 | 16 | 3 | 17 | 5.7 | 0 | 18 |
| Arizona St. | 0 | 0 | 0 | .000 | 0 | 0 | 0 | 2 | 13 | 6.5 | 0 | 13 |
| 2017 (Fr.)... | 9 | 6 | 0 | .667 | 43 | 0 | 16 | 7 | 82 | 11.7 | 1 | 51 |



(15) THOMAS FITTS
Placekicker
6-1, 185, Sr./Sr.
Dallas, TX (Episcopal School of Dallas)

2019: Fitts, a one-time quarterback at USC, will serve as a backup placekicker as a walk-on senior in 2019.

2018: Fitts did not see action as a reserve placekicker as a walk-on junior in 2018.

2017: Fitts did not see action as a backup walk-on quarterback as a sophomore in 2017.

2016: Fitts redshirted as a reserve redshirt freshman walk-on quarterback in 2016. He attended USC in 2015 but did not play football.

HIGH SCHOOL: He was a 3-year starting quarterback at Episcopal School of Dallas (Tex.). As a senior in 2014, he completed 176-of-271 passes (64.9%) for 2,710 yards with 27 TDs and 12 interceptions.

He hit 170-of-274 passes (62.0%) of his passes for 2,080 yards and 22 TDs as a 2012 sophomore.

He also played basketball and lacrosse at Episcopal.

PERSONAL: He is a business administration major at USC.



(1) PALAIE GAOTEOTE IV
Inside Linebacker
6-2, 250, So./So.
Las Vegas, NV (Bishop Gorman HS)

2019: The promising Gaoteote will aim to start at inside linebacker as a sophomore in 2019.

2018: Gaoteote was impressive as a first-year freshman inside linebacker and on special teams in 2018. Overall in 2018 while appearing in 10 games (all but UNLV and Stanford, which he missed while

recuperating from pre-season knee cartilage surgery) and starting 5 times (Washington State at defensive end, Colorado, Utah and Arizona State at inside linebacker for an injured Cameron Smith and Notre Dame at inside linebacker for an injured John Houston Jr.), he had 38 tackles, including 4.5 for losses of 17 yards (with 2 sacks for minus 11 yards).

He had 2 tackles against both Texas and Washington State (while starting). He started for an injured Cameron Smith against Colorado and led USC with 9 tackles (2 for losses). He started again at Utah and had 11 tackles (with a sack). He had 5 tackles against Arizona State while starting. He had 2 tackles against California. He started against Notre Dame and had 7 tackles (1.5 for loss, with a sack).

HIGH SCHOOL: He made **2017 Max Preps All-American first team, PrepStar Dream Team, USA Today All-USA second team, Orange County Register Feb 15 first team, Tacoma News Tribune Western 100, USA Today All-Nevada Defensive Player of the Year and Polynesian Football Hall of Fame Polynesian High School Football Player of the Year finalist** as a senior linebacker at Bishop Gorman High in Las Vegas (Nev.). In 2017, he made 80 tackles, including 20 for losses (with 3 sacks), 2 deflections, 2 forced fumbles and 3 blocked punts (he also caught a 6-yard TD pass). Bishop Gorman won its ninth straight state title.

As a 2016 junior, he made **Max Preps Junior All-American first team and USA Today All-Nevada first team** while getting 68 tackles, including 11.5 for losses (with 2 sacks), 2 deflections, 1 forced fumble and 1 fumble recovery. Bishop Gorman won its second consecutive national championship.

As a 2015 sophomore, he had 92 tackles, including 13.5 for losses (with 3 sacks), 1 interception, 3 deflections and 1 forced fumble as Bishop Gorman was the national champion.

He spent his 2014 freshman year playing at Mililani (Hi.) High, which won the state championship. Current Trojan Vavae Malepeai also prepped at Mililani.

PERSONAL: He spent his youth in American Samoa. His uncle is Ma'a Tanuvasa, who played defensive end at Hawaii (1990-92), then with the Denver Broncos (1995-2000), where he won Super Bowls XXXII and XXXIII, San Diego Chargers (2001) and Atlanta Falcons (2002). His cousin, also named Ma'a Tanuvasa, was a safety at Boise State in 2017, while another cousin, Haskell Garrett, is a junior defensive tackle at Ohio State.

| | TAC | LS/YDS | DFL | FR |
|---------------|-----|--------|-----|----|
| 2018 (Fr.)... | 38 | 4.5/17 | 0 | 0 |

GAME-BY-GAME WITH PALAIE GAOTEOTE

2018

| | TAC | LS/YDS | DFL | FR |
|---------------|-----|--------|-----|----|
| Texas | 2 | 0/0 | 0 | 0 |
| Wash. St.* | 2 | 0/0 | 0 | 0 |
| Colorado* | 9 | 2/4 | 0 | 0 |
| Utah* | 11 | 1/3 | 0 | 0 |
| Arizona St.* | 5 | 0/0 | 0 | 0 |
| California | 2 | 0/0 | 0 | 0 |
| Notre Dame* | 7 | 1.5/10 | 0 | 0 |
| 2018 (Fr.)... | 38 | 4.5/17 | 0 | 0 |

*Starter



(52) SPENCER GILBERT
Inside Linebacker
6-0, 215, Fr./So.
Madison, AL (St. John Bosco HS)

2019: Gilbert will serve as a backup inside linebacker as a redshirt freshman in 2019.

2018: Gilbert redshirted as a reserve inside linebacker as a first-year freshman walk-on in 2018. He won **USC's Service Team Co-Defensive Player of the Year Award**.

HIGH SCHOOL: He made **2017 All-CIF Division 1 first team** as a senior linebacker at St. John Bosco High in Bellflower (Calif.). He had 61 tackles, including 6.5 for losses (with 5 sacks), plus 3 fumble recoveries and 1 deflection in 2017.

As a 2016 junior, he had 33 tackles (with 2 sacks). Current Trojans Ralen Goforth, Jude Wolfe, Chris Steele and Will Rose also prepped at St. John Bosco. He spent his 2015 sophomore season at Mira Costa High in Manhattan Beach (Calif.), where he played quarterback and defensive back.

PERSONAL: He is a business administration major at USC. His mother, Caryl Smith Gilbert, is USC's director of track and field (the Women of Troy won the 2018 NCAA outdoor title) after previously serving as Central Florida's women's head coach (2008-13) and a women's assistant at Tennessee (2003-07), Alabama (2000-02) and Penn State (1998-99) following an All-American sprinting career at UCLA. His father, Greg Gilbert, is a senior director of development in the USC athletic department who played linebacker at Alabama (1985-88) and in the NFL with the Chicago Bears (1989), Indianapolis Colts (1990), Oakland Raiders (1990-91) and Philadelphia Eagles (1991) before playing in the World League of American Football with the San Antonio Riders (1991) and Barcelona Dragons (1991-92).



(19) RALEN GOFORTH
Inside Linebacker
6-2, 225, Fr./Fr.
Long Beach, CA (St. John Bosco HS)

2019: Goforth, who enrolled at USC in the spring of 2019 after graduating a semester early from high school, will compete for action at inside linebacker as a first-year freshman in 2019.

HIGH SCHOOL: He made **2018 PrepStar All-Western Region, Tacoma News Tribune Western 100, All-CIF Division 1, Los Angeles Times All-Area and Long Beach Press-Telegram All-Area first team** as a senior outside linebacker at St. John Bosco High in Bellflower (Calif.). He had 103 tackles, including 7 for losses (with 6 sacks), plus 3 deflections and a fumble recovery in 2018. St. John Bosco advanced to the 2018 CIF Division 1 championship game.

As a 2017 junior, he had 44 tackles, 4 deflections and a fumble recovery. As a 2016 sophomore, he had 64 tackles, 2 deflections, a fumble recovery and a forced fumble on defense and 27 yards on 8 carries (3.4 avg) and a 4-yard reception on offense. Current Trojans Spencer Gilbert, Jude Wolfe, Chris Steele and Will Rose also prepped at St. John Bosco.

He also was on St. John Bosco's track team.
PERSONAL: He is a communication at USC with a 3.12 GPA. His brother, Randall, was a cornerback at UCLA (2012-16) who spent 2017 on injured reserve with the Super Bowl champion Philadelphia Eagles and is now with the Arizona Hotshots of the Alliance of American Football.





(4) OLAIJAH GRIFFIN
Cornerback
6-0, 170, So./So.
Long Beach, CA (Mission Viejo HS)

2019: Griffin will compete for a starting cornerback spot as a sophomore in 2019. He was limited in 2019 spring practice while recuperating from 2018 shoulder surgery.

2018: Griffin saw action in 8 games (all but Utah, Arizona State, Oregon State, Notre Dame) at corner and in special teams as a first-year freshman in 2018. Overall in 2018, he had 8 tackles, including 1 for a 3-yard loss, and a deflection. He injured his shoulder against Colorado, forcing him out of the Utah, Arizona State and Oregon State games, then re-injured it at UCLA and was sidelined for the Notre Dame game, then had post-season surgery on both shoulders.

He had 3 tackles and a deflection against UNLV, a tackle at Stanford, 2 tackles (1 for a loss) at Texas and 1 tackle each against Washington State and Arizona.

HIGH SCHOOL: He made **2017 Max Preps All-American first team, PrepStar Dream Team, Orange County Register Fab 15 first team, Tacoma News Tribune Western 100, USA Today All-California first team, Cal-Hi Sports All-State first team, All-CIF Division 1, Los Angeles Times All-Area Back of the Year, Orange County Register All-Orange County first team and All-South Coast League MVP** as a senior cornerback and wide receiver at Mission Viejo (Calif.) High. In 2017, he had 40 tackles, including 2 for losses, plus an interception, 4 deflections and 2 forced fumbles on defense, caught 33 passes for 875 yards (26.5 avg) with 12 TDs on offense and had 4 punt returns for 122 yards (30.5 avg) with 1 TD and 2 kickoff returns for 55 yards (27.5 avg).

As a 2016 junior, he made **Max Preps Junior All-American first team, Cal-Hi Sports All-State Junior first team, All-CIF Division 1, Orange County Register All-Orange County first team and All-South Coast League first team** while getting 35 tackles (4 for losses), 2 interceptions and 2 interceptions, plus catching 39 passes for 759 yards (19.5 avg) with 11 TDs.

As a 2015 sophomore, he made **Cal-Hi Sports All-State Sophomore first team, All-CIF West Valley Division, Orange County Register All-Orange County second team and All-South Coast League first team.**

PERSONAL: He is a communication major at USC. His father is rapper and hip-hop producer Warren G.

| | TAC | LS/YDS | DFL | FR |
|---------------|-----|--------|-----|----|
| 2018 (Fr.)... | 8 | 1/3 | 1 | 0 |

GAME-BY-GAME WITH OLAIJAH GRIFFIN

2018

| | TAC | LS/YDS | DFL | FR |
|---------------|-----|--------|-----|----|
| UNLV | 3 | 0/0 | 1 | 0 |
| Stanford | 1 | 0/0 | 0 | 0 |
| Texas | 2 | 1/3 | 0 | 0 |
| Wash. St. | 1 | 0/0 | 0 | 0 |
| Arizona | 1 | 0/0 | 0 | 0 |
| 2018 (Fr.)... | 8 | 1/3 | 1 | 0 |



(24) BEN GRIFFITHS
Punter,
6-5, 240, Fr./So.
Melbourne, Australia

2019: Griffith, who enrolled at USC in the spring of 2019 after a career playing professional Australian rules football, will battle for the starting punter job as a redshirt freshman in 2019.

AUSTRALIA: He played forward for 8 seasons (2010-17) for the Richmond Tigers, a professional Australian rules football team in the Australian Football League. He was the team's second round draft pick in 2009. He played in 63 games in his career, getting 42 goals. He retired in early 2018 because of injuries and concussions.

He then trained to punt with Prokick Australia, an Australian-based kicking academy.

He studied at the Trade Institute of Victoria (getting a building construction certificate) and Swinburne University of Technology in Melbourne.

PERSONAL: He has a 3.17 GPA at USC. He has volunteered with the Australian Working Dog Rescue. At 27, he is one of the oldest Trojan football players ever (born Sept. 17, 1991).



(48) WINSTON GUILLORY III
Wide Receiver
5-11, 180, Sr./Sr.
Dallas, TX (Episcopal HS/Vanderbilt)

2019: Guillory will serve as a reserve wide receiver as a redshirt senior walk-on in 2019.

USC: He transferred to USC in the fall of 2017, but did not play football in 2017 or 2018.

VANDERBILT: He was a walk-on wide receiver at Vanderbilt, redshirting as a first-year freshman in 2016 (he had 4

tackles on special teams).

HIGH SCHOOL: He was a 2-time All-Conference wide receiver and return specialist at Episcopal School of Dallas (Tex.). In his career, he had 191 catches for 3,350 yards (17.5 avg) with 32 touchdowns, including 83 receptions for 1,623

yards (19.6 avg) with 11 TDs as a 2014 senior. He also played soccer (earning Dallas Morning News Player of the Year honors after scoring 39 goals and getting 14 assists as a senior), lacrosse and track and field (career bests of 11.07 in the 100 meters and 22.31 in the 200 meters) at Episcopal. Current Trojan Thomas Fitts also prepped at Episcopal.

PERSONAL: He is an international relations/global business major at USC (he is minoring in Chinese for the professions) with a 3.55 GPA. He has been a financial analyst intern at several financial firms. In the spring of 2017 while at Vanderbilt, he participated in a month-long Asian studies/civilization/Mandarin program in Beijing and Shanghai, China.

| | TAC | LS/YDS | DFL | FR |
|----------------|-----|--------|-----|----|
| 2016 (Fr.)#... | 4 | 0/0 | 0 | 0 |
| #At Vanderbilt | | | | |



(31) RICHARD HAGESTAD
Safety
6-1, 200, Jr./Sr.
Del Mar, CA (Bishop's School)

2019: Hagestad will serve as a backup safety as a walk-on junior in 2019.

2018: Hagestad did not see action as a backup safety as a walk-on safety in 2018.

2017: Hagestad did not see action as a backup walk-on safety as a redshirt freshman in 2017.

2016: Hagestad redshirted as a reserve freshman walk-on safety in 2016, his first year at USC.

HIGH SCHOOL: He prepped at Bishop's School in La Jolla (Calif.), where he earned **2015 All-Coastal League first team and San Diego Union-Tribune All-Academic** as a senior outside linebacker and wide receiver. In 2015, he had 78 tackles, including 12 sacks, 4 fumble recoveries, a forced fumble and an interception on defense and 19 receptions for 326 yards (17.2 avg.) with 3 TDs on offense.

He missed part of his 2014 junior season with an injury, but had 25 tackles, a fumble recovery and a blocked punt on defense and 4 catches for 37 yards (9.3 avg.) on offense as Bishop's went 13-0 and won the CIF San Diego Division IV championship.

As a sophomore in 2014, he made the **All-Coastal League second team** while getting 35 tackles, 3 interceptions and 2 deflections on defense and 13 receptions for 165 yards (12.7 avg) with 3 TDs on offense.

He also played lacrosse and volleyball at Bishop's, and in club volleyball he was a member of the 2013 Junior Olympics U16 Club Gold Division third place team.

PERSONAL: He is a business administration and accounting major at USC with a 3.50 GPA. His brother, Stewart, was a golfer at USC (2010-13) who now competes in national amateur tournaments, including the U.S. Amateur (he won the 2016 Met Amateur), and was the low amateur at the 2017 Masters (he also played in the 2017, 2018 and 2019 U.S. Open).



(27) MATTHEW HOCUM
Wide Receiver
5-10, 175, Sr./Sr.
Milwaukee, WI (Waukesha HS/Marquette)

2019: Hocum will serve as a backup wide receiver as a walk-on senior in 2019.

2018: Hocum joined the USC team in the spring of 2018 as a junior walk-on wide receiver. He did not see action in 2018. He suffered a hand injury prior to the Utah game and missed USC's last 6 games. He transferred to USC from Marquette in the spring of 2017, but did not play football at USC previously.

MARQUETTE: He attended Marquette from the fall of 2015 through the fall of 2016.

HIGH SCHOOL: He made 29 tackles and an interception as a 2014 senior defensive back at Catholic Memorial High in Waukesha (Wis.). He also was a sprinter and long jumper on Catholic Memorial's track team.

PERSONAL: He is a business administration major at USC with a 3.30 GPA.



(10) JOHN HOUSTON JR.
Inside Linebacker
6-3, 220, Sr./Sr.
Carson, CA (Serra HS)

CAREER: Houston has 167 tackles, including 6 for losses (with 2.5 sacks), plus 9 deflections, a fumble recovery, a forced fumble and an interception in his career. He has appeared in 37 games in his career, with 23 starts.

2019: Houston returns as a starting inside linebacker as a senior in 2019.

2018: Houston started for his second season at inside linebacker as a junior in 2018. Overall in 2018, he appeared in and started 11 games (all but Notre Dame) and had 67 tackles (second on USC), including 2.5 for losses of 18 yards (with a 12-yard sack), 5 deflections and a forced fumble. He strained his hamstring at UCLA and missed the Notre Dame game.

He had 4 tackles against UNLV, then 4 tackles and a deflection at both Stanford and Texas. He had 7 tackles and a deflection against Washington State, then 4 tackles and a deflection versus both Arizona and Colorado. He had a game-best 15 tackles (1.5 for loss, with a sack) and forced a fumble

2019 VETERAN BIOGRAPHIES

that USC returned for a TD at Utah. He had 7 tackles against Arizona State, 8 tackles (1 for a loss) at Oregon State, 6 tackles against California and 4 tackles at UCLA.

2017: Houston started at inside linebacker as a sophomore in 2017. Overall in 2017 while appearing in 13 games (all but Texas) and starting 12 times (all but Texas and Utah), he had 84 tackles (fourth on USC), including 3.5 for losses of 19 yards (with 1.5 sacks for 12 yards), plus 4 deflections, an interception and a fumble recovery. He suffered a stinger against Stanford and missed the Texas game.

He had 6 tackles and a deflection against Western Michigan and 3 tackles against Stanford. He had 6 tackles at California, 6 tackles (1 sack) at Washington State, 4 tackles against Oregon State, 6 tackles against Utah, 8 tackles at Notre Dame and 5 tackles and a deflection at Arizona State. He had a team-high 10 tackles (0.5 sack) and had an interception against Arizona to earn **CollegeSportsMadness.com Pac-12 Defensive Player of the Week** honors. He had a game-best 11 tackles (2 for losses), plus a deflection, at Colorado, then 7 tackles and a fumble recovery against UCLA and 4 tackles against Stanford in the Pac-12 Championship Game. He had 8 tackles and a deflection against Ohio State in the Cotton Bowl.

2016: Houston, who returned healthy after a 2015 back injury, saw action as a backup at inside linebacker and on special teams as a redshirt freshman in 2016. Overall in 2016 while appearing in all 13 games, he made 16 tackles. He had 3 tackles at Stanford, 2 against Arizona State, 1 each versus Colorado, Arizona and California, 2 against both Oregon and Washington, 1 at UCLA, 2 against Notre Dame and 1 versus Penn State.

2015: Houston redshirted as an outside linebacker as a first-year freshman in 2015. He was slowed during the year with a mid-season back injury.

HIGH SCHOOL: He made **2014 Parade All-American first team, Prep Star All-American Dream Team, Max Preps All-American first team, Cal-Hi Sports All-State first team, Max Preps All-State Division I first team, USA Today All-California, Orange County Register Fab 15 first team, Tacoma News Tribune Western 100, All-CIF Pac 5 Division, Los Angeles Times All-Area first team, South Bay Daily Breeze All-South Bay Defensive Player of the Year and All-Mission League Co-MVP** as a senior linebacker at Serra High in Gardena (Calif.). He had 147 tackles (6 for losses, with 3 sacks), 3 interceptions, 4 deflections, 3 forced fumbles and a fumble recovery in 2014.

As a junior in 2013, he made **Student Sports Junior All-American first team, Max Preps Junior All-American first team, Cal-Hi Sports All-State Junior first team, All-CIF Western Division, South Bay Daily Breeze All-South Bay first team and All-Mission League first team** as he had 137 tackles (6 for losses), 9 deflections and 2 fumble recoveries.

He made **Max Preps Sophomore All-American first team, Cal-Hi Sports All-State Sophomore first team and All-Mission League second team** as he had 129 tackles, 5 deflections, a fumble recovery and a forced fumble as a 2012 sophomore. He was a 3-year starter. Currents Trojan C.J. Pollard, Max Williams and John Jackson III also prepped at Serra.

PERSONAL: He is a non-governmental organizations and sociology major at USC.

| | TAC | LS/YDS | DFL | FR | INT | YDS | AVG | TD | LG |
|---------------|-----|--------|-----|----|-----|-----|-----|----|----|
| 2016 (Fr.)... | 16 | 0/0 | 0 | 0 | 0 | 0 | 0.0 | 0 | 0 |
| 2017 (So.)... | 84 | 3.5/19 | 4 | 1 | 1 | 0 | 0.0 | 0 | 0 |
| 2018 (Jr.)... | 67 | 2.5/18 | 5 | 0 | 0 | 0 | 0.0 | 0 | 0 |
| CAREER..... | 167 | 6/37 | 9 | 1 | 1 | 0 | 0.0 | 0 | 0 |

GAME-BY-GAME WITH JOHN HOUSTON JR.

2018

| | TAC | LS/YDS | DFL | FR |
|---------------|-----|--------|-----|----|
| UNLV* | 4 | 0/0 | 0 | 0 |
| Stanford* | 4 | 0/0 | 1 | 0 |
| Texas* | 4 | 0/0 | 1 | 0 |
| Wash. St.* | 7 | 0/0 | 1 | 0 |
| Arizona* | 4 | 0/0 | 1 | 0 |
| Colorado* | 4 | 0/0 | 1 | 0 |
| Utah* | 15 | 1.5/13 | 0 | 0 |
| Arizona St.* | 7 | 0/0 | 0 | 0 |
| Oregon St.* | 8 | 1/5 | 0 | 0 |
| California* | 6 | 0/0 | 0 | 0 |
| UCLA* | 4 | 0/0 | 0 | 0 |
| 2018 (Jr.)... | 67 | 2.5/18 | 5 | 0 |

2017

| | TAC | LS/YDS | DFL | FR | INT | YDS | AVG | TD | LG |
|----------------|-----|--------|-----|----|-----|-----|-----|----|----|
| W. Michigan* | 6 | 0/0 | 1 | 0 | 0 | 0 | 0.0 | 0 | 0 |
| Stanford* | 3 | 0/0 | 0 | 0 | 0 | 0 | 0.0 | 0 | 0 |
| California* | 6 | 0/0 | 0 | 0 | 0 | 0 | 0.0 | 0 | 0 |
| Wash. St.* | 6 | 1/8 | 0 | 0 | 0 | 0 | 0.0 | 0 | 0 |
| Oregon St.* | 4 | 0/0 | 0 | 0 | 0 | 0 | 0.0 | 0 | 0 |
| Utah | 6 | 0/0 | 0 | 0 | 0 | 0 | 0.0 | 0 | 0 |
| Notre Dame* | 8 | 0/0 | 0 | 0 | 0 | 0 | 0.0 | 0 | 0 |
| Arizona St.* | 5 | 0/0 | 1 | 0 | 1 | 0 | 0.0 | 0 | 0 |
| Arizona* | 10 | 0.5/4 | 0 | 0 | 0 | 0 | 0.0 | 0 | 0 |
| Colorado* | 11 | 2/7 | 1 | 0 | 0 | 0 | 0.0 | 0 | 0 |
| UCLA* | 7 | 0/0 | 0 | 1 | 0 | 0 | 0.0 | 0 | 0 |
| Stanford(P12)* | 4 | 0/0 | 0 | 0 | 0 | 0 | 0.0 | 0 | 0 |
| Ohio St. (CB)* | 8 | 0/0 | 1 | 0 | 0 | 0 | 0.0 | 0 | 0 |
| 2017 (So.)... | 84 | 3.5/19 | 4 | 1 | 1 | 0 | 0.0 | 0 | 0 |

*Starter

2016

| | TAC | LS/YDS | DFL | FR |
|---------------|-----|--------|-----|----|
| Stanford | 3 | 0/0 | 0 | 0 |
| Arizona St. | 2 | 0/0 | 0 | 0 |
| Colorado | 1 | 0/0 | 0 | 0 |
| Arizona | 1 | 0/0 | 0 | 0 |
| California | 1 | 0/0 | 0 | 0 |
| Oregon | 2 | 0/0 | 0 | 0 |
| Washington | 2 | 0/0 | 0 | 0 |
| UCLA | 1 | 0/0 | 0 | 0 |
| Notre Dame | 2 | 0/0 | 0 | 0 |
| Penn St. (RB) | 1 | 0/0 | 0 | 0 |
| 2016 (Fr.)... | 16 | 0/0 | 0 | 0 |



(15) TALANDA HUFANGA
Safety
6-1, 210, So./So.
Corvallis, OR (Crescent Valley HS)

2019: Hufanga will look to recapture his starting safety role as a sophomore in 2019. He missed the last half of 2019 spring practice after re-breaking his right collarbone.

2018: Hufanga, who enrolled at USC in the spring of 2018 after graduating a semester early from high school, saw action in USC's first 8 games at strong safety and on special teams as a first-year freshman in 2018. He even started 5 times (Washington State, Arizona, Colorado, Utah, Arizona State) before breaking his right collarbone against Arizona State and missing the rest of the season. Overall in 2018, he had 51 tackles, including 3.5 for losses of 7 yards, and 4 deflections.

He had a tackle against UNLV, then 3 tackles (0.5 for loss) at Stanford and 3 tackles and a deflection at Texas. Then as a starter, he had 9 tackles and a key fourth-quarter deflection against Washington State, then 5 tackles at Arizona, 7 tackles against Arizona, 12 tackles (0.5 for loss) and a deflection at Utah and a game-high 11 tackles (2.5 for losses) against Arizona State before breaking his collarbone late in the fourth quarter.

HIGH SCHOOL: He made **2017 Polynesian High School National Player of the Year, PrepStar Dream Team, Max Preps All-American second team, Tacoma News Tribune Northwest Nuggets and USA Today All-Oregon first team** as a senior safety and wide receiver at Crescent Valley High in Corvallis (Ore.). In 2017, he had 44 tackles, with 7 for losses, 4 interceptions, 1 fumble recovery, 1 forced fumble and 1 blocked field goal on defense and 35 receptions for 696 yards (19.9 avg) with 11 TDs plus 490 yards on 39 carries (12.6 avg) with 7 TDs on offense.

As a 2016 junior, he made **USA Today All-Oregon second team** as he had 19 tackles, with 3 for losses, 3 interceptions and 1 fumble recovery on defense and 643 yards on 74 carries (8.7 avg) with 17 TDs plus completed 35-of-75 passes (48.0%) for 846 yards with 7 TDs and 2 interceptions on offense.

He also played basketball at Crescent Valley.
PERSONAL: He is a communication major at USC. His brother, T.J., was a linebacker at Oregon State in 2013 and 2014. His cousin is USC sophomore defensive tackle Marlon Tuipulotu.

| | TAC | LS/YDS | DFL | FR |
|---------------|-----|--------|-----|----|
| 2018 (Fr.)... | 51 | 3.5/7 | 4 | 0 |

GAME-BY-GAME WITH TALANDA HUFANGA

2018

| | TAC | LS/YDS | DFL | FR |
|---------------|-----|--------|-----|----|
| UNLV | 1 | 0/0 | 0 | 0 |
| Stanford | 3 | 0.5/0 | 0 | 0 |
| Texas | 3 | 0/0 | 0 | 0 |
| Wash. St.* | 9 | 0/0 | 0 | 0 |
| Arizona* | 5 | 0/0 | 0 | 0 |
| Colorado* | 7 | 0/0 | 0 | 0 |
| Utah* | 12 | 0.5/2 | 0 | 0 |
| Arizona St.* | 11 | 2.5/7 | 0 | 0 |
| 2018 (Fr.)... | 51 | 3.5/7 | 4 | 0 |

*Starter



(56) JORDAN IOSEFA
Inside Linebacker
6-2, 230, Sr./Sr.
Waipahu, HI (Saint Louis HS)

CAREER: He has 78 tackles, including 7 for losses (with 3 sacks), 6 deflections, a fumble recovery and a forced fumble in his career. He has appeared in 36 games, with 16 starts.

2019: The versatile Iosefa returns as a starting linebacker as a senior in 2019, playing on the inside after being on the outside in 2018.

2018: Iosefa started at outside linebacker as a junior in 2018. Overall in 2018 while appearing in all 12 games (and starting 9, all but Stanford, Texas, Washington State), he had 38 tackles, including 4 for losses of 21 yards (with 2 sacks for minus 15 yards), 4 deflections and a fumble recovery. He was also available to play inside linebacker. He had surgery for torn cartilage in his right knee midway through spring practice and was sidelined.

He had 2 tackles and a deflection against UNLV, then a tackle at both Stanford and Texas. He had 2 tackles at Arizona, 4 tackles with a sack against Colorado, 3 tackles at Utah, 6 tackles (0.5 for loss) against Arizona State and 4 tackles and a deflection at Oregon State. He had 3 tackles (0.5 for loss), 2



deflections and a fumble recovery against California, 6 tackles (with a sack) at UCLA and 6 tackles (1 for a loss) against Notre Dame.

2017: Iosefa proved to be a valuable and versatile linebacker as a sophomore in 2017. He started twice at inside linebacker (Western Michigan, Texas) and 5 times at outside linebacker (Arizona State, Arizona, Colorado, UCLA, Ohio State), and played on special teams, while appearing in 12 games (all but Washington State and Oregon State) in 2017. He suffered a concussion at Washington State during warmups and missed that game and the Oregon State game. Overall in 2017, he made 31 tackles, including 3 for losses of 11 yards (with a 3-yard sack), plus 2 deflections and a forced fumble.

He had 4 tackles while starting for Cameron Smith at inside linebacker against Western Michigan, 5 tackles while starting for John Houston at inside linebacker against Texas, a tackle at Notre Dame, 4 tackles at Arizona State while starting at outside linebacker, 8 tackles (with a sack) against Arizona, 4 tackles at Colorado, 2 tackles for loss against UCLA, a tackle and deflection against Stanford in the Pac-12 Championship Game and 2 tackles against Ohio State in the Cotton Bowl.

2016: Iosefa served as a backup inside linebacker and played on special teams as a first-year freshman in 2016. Overall in 2016 while appearing in all 12 games, he had 9 tackles. He had 2 tackles each against Utah State, Stanford and Arizona State, then 1 stop at Arizona and 2 tackles versus California.

HIGH SCHOOL: He made **2015 Prep Star All-West Region and USA Today All-Hawaii second team** as a senior linebacker at Saint Louis High in Honolulu (Hi.). He had 34 tackles in 2015. Current Trojan Gino Quinones also prepped at Saint Louis.

He sat out the 2014 season after transferring from Waipahu (Hi.) High.

PERSONAL: He is a non-governmental organizations major at USC. His real first name is Loveni.

| | TAC | LS/YDS | DFL | FR |
|---------------|-----|--------|-----|----|
| 2016 (Fr.)... | 9 | 0/0 | 0 | 0 |
| 2017 (So.)... | 31 | 3/11 | 2 | 0 |
| 2018 (Jr.)... | 38 | 4/21 | 4 | 1 |
| CAREER..... | 78 | 7/32 | 6 | 1 |

GAME-BY-GAME WITH JORDAN IOSEFA

2018

| | TAC | LS/YDS | DFL | FR |
|---------------|-----|--------|-----|----|
| UNLV* | 2 | 0/0 | 1 | 0 |
| Stanford | 1 | 0/0 | 0 | 0 |
| Texas | 1 | 0/0 | 0 | 0 |
| Arizona* | 2 | 0/0 | 0 | 0 |
| Colorado* | 4 | 1/6 | 0 | 0 |
| Utah* | 3 | 0/0 | 0 | 0 |
| Arizona St.* | 6 | 0.5/1 | 0 | 0 |
| Oregon St.* | 4 | 0/0 | 1 | 0 |
| California* | 3 | 0.5/0 | 2 | 1 |
| UCLA* | 6 | 1/9 | 0 | 0 |
| Notre Dame* | 6 | 1/5 | 0 | 0 |
| 2018 (Jr.)... | 38 | 4/21 | 4 | 1 |

2017

| | TAC | LS/YDS | DFL | FR |
|----------------|-----|--------|-----|----|
| W. Michigan* | 4 | 0/0 | 0 | 0 |
| Texas* | 5 | 0/0 | 0 | 0 |
| Notre Dame | 1 | 0/0 | 0 | 0 |
| Arizona St.* | 4 | 0/0 | 0 | 0 |
| Arizona* | 8 | 1/3 | 0 | 0 |
| Colorado* | 4 | 0/0 | 0 | 0 |
| UCLA* | 2 | 2/8 | 0 | 0 |
| Stanford[P12] | 1 | 0/0 | 0 | 0 |
| Ohio St. [CB]* | 2 | 0/0 | 0 | 0 |
| 2017 (So.)... | 31 | 3/11 | 2 | 0 |

*Starter

2016

| | TAC | LS/YDS | DFL | FR |
|---------------|-----|--------|-----|----|
| Utah St. | 2 | 0/0 | 0 | 0 |
| Stanford | 2 | 0/0 | 0 | 0 |
| Arizona St. | 2 | 0/0 | 0 | 0 |
| Arizona | 1 | 0/0 | 0 | 0 |
| California | 2 | 0/0 | 0 | 0 |
| 2016 (Fr.)... | 9 | 0/0 | 0 | 0 |



(73) AUSTIN JACKSON
Offensive Tackle
6-6, 310, Jr./Jr.
Phoenix, AZ (North Canyon HS)

CAREER: He has appeared in 26 games in his career, starting 12 times.

2019: Jackson returns as the starting left offensive tackle as a junior in 2019.

2018: Jackson started all 12 games at left offensive tackle as a sophomore in 2018 and did a solid job. He shared **USC's John McKay Award**.

2017: Jackson appeared in all 14 games, including getting significant action against Washington State, Oregon State and Utah, as a backup offensive tackle and he also played on special teams as a first-year freshman in 2017. He had 3 tackles and a blocked field goal (at Colorado).

HIGH SCHOOL: He made **2016 Prep Star All-American Dream Team, USA Today All-USA second team, Max Preps All-American second team, Tacoma News Tribune Western 100, Orange County Register Fab 15 first team and USA Today All-Arizona first team** as a senior offensive tackle and defensive

end at North Canyon High in Phoenix (Ariz.). In 2016, he made 80 tackles, 29 tackles for loss, 4 sacks, 1 deflection, 1 fumble recovery, 1 blocked punt and 1 blocked field goal on defense.

As a junior in 2015, he made **Max Preps Junior All-American first team and USA Today All-Arizona first team** while getting 72 tackles, 14 tackles for loss, 2 sacks, 3 forced fumbles, 2 blocked field goals and 1 deflection.

As a 2014 sophomore, he had 56 tackles, 12 tackles for loss, 5 sacks and 1 blocked field goal. He made 11 tackles as a 2013 freshman.

He also was on North Canyon's track (with bests of 190-10 in the discus and 52-4.75 in the shot put, placing fourth in the discus and sixth in the shot put in the 2016 state Division 1 championships and then going third in the shot and 11th in the discus at the 2017 state Division II meet; he also won the 2017 and 2016 district meets in both events) and basketball (averaging 8.6 points and 5.1 rebounds as a 2017 senior) teams.

PERSONAL: He is a political science major at USC. His grandfather, Melvin Jackson, was a 1974 and 1975 letterman offensive tackle at USC (he played on the Trojans' 1974 national championship team and in 1975 he won the team's Lineman of the Year Award and Football Alumni Club Award for the team's top cumulative grade point average), then he played 5 years (1976-80) in the NFL with the Green Bay Packers after being their 12th round pick in the 1976 Draft.

| | TAC | LS/YDS | DFL | FR |
|---------------|-----|--------|-----|----|
| 2017 (Fr.)... | 3 | 0/0 | 1# | 0 |

#Includes 1 blocked field goal



(99) DRAKE JACKSON
Defensive Line
6-4, 275, Fr./Fr.
Corona, CA (Centennial HS)

2019: Jackson, who enrolled at USC in the spring of 2019 after graduating a semester early from high school, will look to get into the mix on the defensive line as a first-year freshman in 2019.

HIGH SCHOOL: He made **2018 PrepStar All-American, Tacoma News Tribune Western 100, Cal-Hi Sports All-State first team, All-CIF Division 1, Orange County Register Fab 15 first team, Los Angeles Times All-Area, Riverside Press-Enterprise All-Area first team and All-Big VIII League Co-MVP** as a senior defensive end at Centennial High in Corona (Calif.). He had 27 tackles, including 5 for losses (with 3.5 sacks), plus 6 deflections and 3 fumble recoveries (1 for a TD) in 2018.

As a junior in 2017, he made **Cal-Hi Sports All-State Juniors first team, All-CIF Division 1, Riverside Press Enterprise All-Area first team and All-Big VIII League Defensive Lineman of the Year** as he had 28 tackles, including 6 sacks, plus an interception, 3 deflections and a forced fumble.

As a 2016 sophomore, he had 29 tackles and 2 deflections. Current Trojans Tuasivi Nomura and Jayden Williams also prepped at Centennial.

PERSONAL: He is majoring in communications at USC.



(87) JOHN JACKSON III
Wide Receiver
6-2, 210, Fr./Fr.
Redondo Beach, CA (Serra HS)

2019: Jackson, who enrolled at USC in the spring of 2019 after sitting out the 2018 football season while a part-time student at a junior college, will compete to get into the wide receiver rotation as a first-year freshman in 2019.

HIGH SCHOOL: He made **2017 South Bay Daily Breeze All-Area second team** as a senior wide receiver at Serra High in Gardena (Calif.). In 2017, he caught 63 passes for 573 yards (9.1 avg) with 2 TDs and completed a 10-yard pass.

As a junior in 2016, he had 32 receptions for 411 yards (12.8 avg) with 6 TDs and also ran 10 yards on 6 carries (1.7 avg) and completed a 3-yard pass. Current Trojans John Houston Jr., C.J. Pollard and Max Williams also prepped at Serra.

He also played baseball (infield, pitcher) at Serra, hitting .449 with 2 home runs, 16 RBI and 7 stolen bases and posting a 4-3 record with a 2.91 ERA and 29 strikeouts as a 2018 senior (he made **2018 All-CIF Division 3 and South Bay Daily Breeze All-Area**), hitting .574 with 20 RBI and 8 stolen bases and posting a 1.75 ERA with 17 strikeouts as a 2017 junior (he made **2017 MaxPreps All-State Medium School second team, All-CIF Division 4 and South Bay Daily Breeze All-Area**) and hitting .368 as a 2016 sophomore.

He spent his 2014 freshman and 2015 sophomore football seasons at Mater Dei High in Santa Ana (Calif.). Current Trojans JT Daniels, Amon-Ra St. Brown, Chase McGrath, Frank Martin II, Solomon Tuliaupupu, Bru McCoy and Clyde Moore also prepped at Mater Dei.

PERSONAL: He is majoring in real estate development at USC with a 3.41 GPA. His father, John Jr., set USC's career pass receptions record (163 catches) as a 4-year (1986-89) wide receiver, earning All-Pac-10 first team honors as a 1989 senior on the Rose Bowl champion Trojans and also being named a 2-time (1988-89) Academic All-American (he also won an NCAA Postgraduate Scholarship in 1989) before playing in the NFL with the Phoenix Cardinals (1990-92) and Chicago Bears (1996) and also starring in baseball at USC as an outfielder (1988-90), setting the school career mark for stolen bases (54) and leading the team in hitting in 1989 (.356) when he made All-Pac-10 first team before playing minor league baseball (1990-95); he then became a sports broadcaster, including analyst (2012-18) and sideline reporter (2003-11) duties on USC's football radio and high school football coverage on FOX Sports West. His grandfather, John Sr., was USC's running backs coach and offensive coordinator for 6 seasons (1976-81), helping Charles White (1979) and Marcus



2019 VETERAN BIOGRAPHIES

Allen (1981) win Heisman Trophies as the Trojans won 3 Rose Bowls; he also coached at Hofstra (1968-69), Dartmouth (1970), Illinois (1971-75) and UNLV (1999-2004) and worked 17 years with California Sports for Jerry Buss (running Forum Boxing and helping develop the Prime Ticket sports cable network). His aunt, Tracie, is employed at USC.



(71) LIAM JIMMONS
Offensive Tackle
6-4, 305, Jr.*/Sr.
Huntington Beach, CA (Huntington Beach HS)

CAREER: He has 11 tackles, including 2.5 for losses of 12 yards (with a 9-yard sack), in his career. He has appeared in 21 games in his career.

2019: Jimmons was switched to offensive tackle prior to 2019 spring drills from the defensive line and will look to be a contributor as a junior in

2019.

2018: Jimmons saw action in 11 games (all but UNLV, which he missed after suffering turf toe in 2018 fall camp) on the defensive line as a sophomore in 2018. Overall in 2018, he had 6 tackles, including 2.5 for losses of 12 yards (with a 9-yard sack). He had 2 tackles at Texas, a sack against Colorado, a tackle at Utah, a tackle for loss at UCLA and a tackle (0.5 for loss) against Notre Dame.

2017: Jimmons saw action in 10 games (all but Western Michigan, Stanford, Texas, Oregon State) as a backup defensive lineman and on special teams as a redshirt freshman in 2017. Overall in 2017, he had 5 tackles. He had 1 tackle against Utah and 2 each at Notre Dame and Colorado. He sprained his ankle in 2017 fall camp and missed USC's first 2 games (Western Michigan, Stanford).

2016: Jimmons, who enrolled at USC in the spring of 2016 after graduating a semester early from high school, redshirted as a first-year freshman defensive tackle in 2016.

HIGH SCHOOL: He made **2015 Prep Star All-West Region, USA Today All-California second team and All-Sunset League first team** as a senior defensive end and tight end at Huntington Beach (Calif.) High. He had 32 tackles, including 7 for losses (with a sack), 2 deflections and a forced fumble in 2015, plus he caught 7 passes for 61 yards (8.7 avg).

As a junior in 2014, he had 45 tackles, including 6.5 for losses and 9 sacks, plus 4 deflections and 2 forced fumbles, along with 2 catches for 8 yards (4.0 avg).

He made 51 tackles, including 6 for losses (with 2 sacks), plus an interception, 2 deflections, 2 fumble recoveries and 2 forced fumbles as a 2013 sophomore, and he also caught a TD.

PERSONAL: He is a real estate development major at USC.

| | TAC | LS/YDS | DFL | FR |
|---------------|-----|--------|-----|----|
| 2017 (Fr.)... | 5 | 0/0 | 0 | 0 |
| 2018 (So.)... | 6 | 2.5/12 | 0 | 0 |
| CAREER..... | 11 | 2.5/12 | 0 | 0 |

GAME-BY-GAME WITH LIAM JIMMONS

2018

| | TAC | LS/YDS | DFL | FR |
|---------------|-----|--------|-----|----|
| Texas | 2 | 0/0 | 0 | 0 |
| Colorado | 1 | 1/9 | 0 | 0 |
| Utah | 1 | 0/0 | 0 | 0 |
| UCLA | 1 | 1/2 | 0 | 0 |
| Notre Dame | 1 | 0.5/1 | 0 | 0 |
| 2018 (So.)... | 6 | 2.5/12 | 0 | 0 |

2017

| | TAC | LS/YDS | DFL | FR |
|---------------|-----|--------|-----|----|
| Utah | 1 | 0/0 | 0 | 0 |
| Notre Dame | 2 | 0/0 | 0 | 0 |
| Colorado | 2 | 0/0 | 0 | 0 |
| 2017 (Fr.)... | 5 | 0/0 | 0 | 0 |



(59) DAMON JOHNSON
Snapper
6-0, 205, Jr.*/Sr.
Glendora, CA (Glendora HS/Citrus JC)

CAREER: He has 1 tackle in his career. He has appeared in 24 games in his career.

2019: Johnson returns for his third season as USC's long snapper as a junior in 2019.

2018: Johnson started for his second season as USC's long snapper as a sophomore in 2018.

Overall in 2018 while appearing in all 12 games, he had 1 tackle (at Arizona).

2017: Johnson, who enrolled at USC in the spring of 2017 after transferring from a junior college, played in 12 games as USC's starting long snapper as a first-year freshman in 2017. He suffered a concussion against Oregon State and missed the next 2 games (Utah, Notre Dame).

JUNIOR COLLEGE: He did not play football in 2016 while attending Citrus Junior College in Glendora (Calif.).

HIGH SCHOOL: As a long snapper at Glendora (Calif.) High, he had 6 tackles as a 2015 senior, 2 tackles as a 2014 junior and 1 tackle as a 2013 sophomore. Current Trojan Matt Fink also prepped at Glendora.

PERSONAL: He is a sociology major at USC.

| | TAC | LS/YDS | DFL | FR |
|---------------|-----|--------|-----|----|
| 2018 (So.)... | 1 | 0/0 | 0 | 0 |
| CAREER..... | 1 | 0/0 | 0 | 0 |

GAME-BY-GAME WITH DAMON JOHNSON

2018

| | TAC | LS/YDS | DFL | FR |
|---------------|-----|--------|-----|----|
| Arizona St. | 1 | 0/0 | 0 | 0 |
| 2018 (So.)... | 1 | 0/0 | 0 | 0 |



(9) GREG JOHNSON
Cornerback
5-11, 190, So.*/Jr.
Los Angeles, CA (Hawkins HS)

CAREER: He has 15 tackles, including 1 for a loss of 2 yards, 3 deflections and a fumble recovery in his career. He has appeared in 14 games in his career, with 4 starts.

2019: Johnson will battle for a starting cornerback spot as a sophomore in 2019. He was limited in 2019 spring practice while recuperating from 2018 shoulder surgery.

2018: Johnson, healthy after a 2017 shoulder injury, started USC's first 4 games at cornerback as a redshirt freshman in 2018 and he also played on special teams. Overall while appearing in 10 games in 2018 (all but California and Notre Dame), he had 15 tackles, including 1 for a loss of 2 yards, 3 deflections and a fumble recovery. He hurt his right shoulder at Oregon State and missed the California game, then had surgery on the shoulder prior to the Notre Dame game, causing him to miss that contest.

He had 1 tackle against UNLV, 4 tackles (1 for a loss) and 1 deflection at Stanford, a tackle and a deflection at Texas, 3 tackles against Washington State, a tackle at Arizona, a deflection against Colorado, a tackle and a fumble recovery at Utah, 3 tackles against Arizona State and a tackle at Oregon State.

2017: Johnson saw brief action in USC's first 4 games as a first-year freshman cornerback in 2017. He injured his shoulder prior to the Washington State game, had surgery and missed the rest of the season. Because of the early-season injury, he was able to medically redshirt.

HIGH SCHOOL: He made **2016 Prep Star All-American Dream Team, Max Preps All-American Medium Schools second team, Tacoma News Tribune Western 100, Orange County Register Fab 15 second team, USA Today All-California first team, Cal-Hi Sports All-State Medium Schools first team, All-L.A. City Division II Player of the Year and All-Coliseum League Co-Player of the Year** as a senior defensive back, running back and wide receiver at Hawkins High in Los Angeles (Calif.). In 2016, he had 55 tackles, 5 interceptions (1 for a TD) and 5 deflections on defense, ran for 1,317 yards on 122 carries (11.9 avg) with 13 TDs and had 17 receptions for 364 yards (21.4 avg) with 3 TDs on offense and returned 2 kickoffs for 47 yards (23.5 avg) and had a 34-yard punt return on special teams.

As a junior in 2015, he made **Cal-Hi Sports All-State Junior first team and All-L.A. City Division II first team** while making 42 tackles, 4 interceptions (3 for TDs), 6 deflections on defense and running for 1,108 yards on 83 carries (13.3 avg) with 11 TDs, catching 28 passes for 422 yards (15.1 avg) with 6 TDs and completing 8-of-15 passes (53.3%) for 193 yards with 1 TD on offense.

As a 2014 sophomore, he made **Max Preps All-State Division III second team, Cal-Hi Sports All-State Small Schools second team, Max Preps Sophomore All-American first team, Cal-Hi Sports All-State Sophomore first team and All-L.A. City Division III** while making 52 tackles, 1 interception and 2 deflections on defense, running for 2,371 yards on 147 carries (16.1 avg) with 20 TDs, catching 20 passes for 416 yards (20.8 avg) with 4 TDs and completing 41-of-65 passes (63.1%) for 1,049 yards with 8 TDs on offense and returning 3 kickoffs for 92 yards (30.7 avg) and 3 punts for 118 yards (39.3 avg) with 1 TD on special teams.

As a 2013 freshman, he had 44 tackles, 3 deflections, 2 fumble recoveries and 2 forced fumbles on defense and ran for 637 yards on 79 carries (8.1 avg) with 4 TDs and completed 19-of-31 passes (61.3%) for 414 yards with 2 TDs on offense.

PERSONAL: He is a communication major at USC.

| | TAC | LS/YDS | DFL | FR |
|---------------|-----|--------|-----|----|
| 2018 (Fr.)... | 15 | 1/2 | 3 | 1 |

GAME-BY-GAME WITH GREG JOHNSON

2018

| | TAC | LS/YDS | DFL | FR |
|---------------|-----|--------|-----|----|
| UNLV* | 1 | 0/0 | 0 | 0 |
| Stanford* | 4 | 1/2 | 1 | 0 |
| Texas* | 1 | 0/0 | 1 | 0 |
| Wash. St.* | 3 | 0/0 | 0 | 0 |
| Arizona | 1 | 0/0 | 0 | 0 |
| Colorado | 0 | 0/0 | 1 | 0 |
| Utah | 1 | 0/0 | 0 | 1 |
| Arizona St. | 3 | 0/0 | 0 | 0 |
| Oregon St. | 1 | 0/0 | 0 | 0 |
| 2018 (Fr.)... | 15 | 1/2 | 3 | 1 |
| *Starter | | | | |





(46) GRANT JONES
Inside Linebacker
6-2, 225, Jr.*/Sr.
Danville, CA (De La Salle HS)

2019: Jones will serve as a backup inside linebacker as a walk-on junior in 2019.

2018: Jones did not see action as a reserve outside and inside linebacker as a walk-on sophomore in 2018.

BASEBALL: He was on the USC baseball team in the fall of 2016 and 2017 as a lefthanded pitcher but did not continue with the team into either spring.

HIGH SCHOOL: He played offensive and defensive line at De La Salle High in Concord (Calif.), making 16 tackles as a 2015 senior and 21 tackles as a 2014 junior. De La Salle won the CIF North Coast Section title in 2014 and 2015 and the 2015 California state Open Division championship. He was named to the **2015 North Coast Section Outstanding Student-Athlete** team.

He also was a pitcher and first baseman on De La Salle's baseball team, which won the 2016 CIF North Coast Section championship in his 2016 senior season after being runnerup in 2015.

PERSONAL: He is a business administration major at USC.



(1) VELUS JONES JR.
Wide Receiver
6-0, 190, Jr.*/Sr.
Saraland, AL (Saraland HS)

CAREER: In his career, he has 30 receptions for 312 yards (10.4 avg) with 1 TD, plus 28 yards on 11 carries (2.5 avg) with 1 TD, 52 kickoff returns for 1,243 yards (23.9 avg) and 1 tackle. He ranks ninth on USC's career kickoff return list (1,243 yards). He has appeared in 26 games in his career, with 4 starts.

2019: The fleet Jones figures to once again be a key contributor at wide receiver and handle the kick returner duties as a junior in 2019.

2018: Jones saw significant playing time at wide receiver and as a kick returner as a sophomore in 2018. Overall in 2018 while appearing in all 12 games and starting 4 times (UNLV, Texas, Colorado, California), he had 24 receptions for 266 yards (11.1 avg) with 1 TD, 6 carries for 13 yards (2.2 avg) with 1 TD, 21 kickoff returns for 483 yards (23.0 avg) and 1 tackle. He made the **2018 Pro Football Focus All-Pac-12 second team** (as a kick returner).

He had 2 catches for 16 yards, 2 rushes for 10 yards and a 16-yard kickoff return against UNLV. He had 4 catches for 71 yards and returned 2 kickoffs for 55 yards at Texas. He had 2 catches for 48 yards and 4 kickoff returns for 91 yards against Washington State, then had 2 receptions for 22 yards at Arizona. He had 2 catches for 6 yards along with a 31-yard kickoff return and a tackle against Colorado. He had 3 catches for 4 yards, 3 rushes for minus 5 yards and a 30-yard kickoff return at Utah. He had a 22-yard reception and an 8-yard TD run off a fly sweep against Arizona State. He had 3 kickoff returns for 76 yards at Oregon State and then 4 receptions for 8 yards against California. He had a 45-yard TD catch and returned 2 kickoffs for 40 yards at UCLA. He had 3 catches for 24 yards and returned 3 kickoffs for 57 yards against Notre Dame.

2017: Jones saw action in all 14 games as a backup wide receiver and USC's main kick returner as a redshirt freshman in 2017. Overall in 2017, he had 6 receptions for 46 yards (7.7 avg), 5 carries for 15 yards (3.0 avg) and 31 kickoff returns for 760 yards (24.5 avg). He made **2017 CollegeFootballNews.com All-Pac-12 first team** (as a kick returner), **Athlon All-Pac-12 second team** (as a kick returner) and **Phil Steele All-Pac-12 second team** (as a kick returner).

He had 2 kickoff returns for 61 yards and a rush for -7 yards against Western Michigan, a 16-yard reception against Stanford and a 9-yard grab and returned 3 kickoffs for 88 yards against Texas. He had a 3-yard run and returned 2 kickoffs for 55 yards at California. He returned 2 kickoffs for 52 yards at Washington State, had a 5-yard catch, a 4-yard run and 2 kick returns for 45 yards against Oregon State and had a 4-yard catch and a 25-yard kick return versus Utah. He had an 8-yard catch and 6 kickoff returns for 144 yards at Notre Dame, returned a kickoff 17 yards at Arizona State, and returned 5 kickoffs for 115 yards against Arizona. He had a 4-yard catch, a 3-yard run and a 23-yard kickoff return at Colorado and 2 kickoff returns for 85 yards against UCLA. He had 5 kickoff returns for 78 yards against Ohio State in the Cotton Bowl.

2016: Jones redshirted as a first-year freshman wide receiver in 2016.

HIGH SCHOOL: He made **2015 Prep Star All-Southeast Region, USA Today All-Alabama first team, AL.com Super All-State first team, Alabama Sportswriters Association All-State Class 6A first team and All-Coastal Alabama first team** as a senior wide receiver at Saraland (Ala.) High. He had 48 receptions for 945 yards (19.7 avg) with 10 TDs in 2015, plus 172 rushing yards with 2 TDs and 2 touchdowns on special teams.

As a junior in 2014, he made **All-State and All-Region** while getting 51 receptions for 1,118 yards (21.9 avg) with 9 TDs. Saraland was the state Class 6A runnerup in 2014.

PERSONAL: He is a sociology major at USC.

| | REC | YDS | AVG | TD | LG | TCB | YDS | AVG | TD | LG |
|---------------|-----|-----|------|----|----|-----|-----|-----|----|----|
| 2017 (Fr.)... | 6 | 46 | 7.7 | 0 | 16 | 5 | 15 | 3.0 | 0 | 12 |
| 2018 (So.)... | 24 | 266 | 11.1 | 1 | 45 | 6 | 13 | 2.2 | 1 | 8 |
| CAREER..... | 30 | 312 | 10.4 | 1 | 45 | 11 | 28 | 2.5 | 1 | 12 |

| | KOR | YDS | AVG | TD | LG | TAC | LS/YDS | DFL | FR |
|---------------|-----|------|------|----|----|-----|--------|-----|----|
| 2017 (Fr.)... | 31 | 760 | 24.5 | 0 | 59 | 0 | 0/0 | 0 | 0 |
| 2018 (So.)... | 21 | 483 | 23.0 | 0 | 37 | 1 | 0/0 | 0 | 0 |
| CAREER..... | 52 | 1243 | 23.9 | 0 | 59 | 1 | 0/0 | 0 | 0 |

GAME-BY-GAME WITH VELUS JONES JR.

2018

| | REC | YDS | AVG | TD | LG | TCB | YDS | AVG | TD | LG |
|---------------|-----|-----|------|----|----|-----|-----|------|----|----|
| UNLV* | 2 | 16 | 8.0 | 0 | 9 | 2 | 10 | 5.0 | 0 | 8 |
| Texas* | 4 | 71 | 17.8 | 0 | 40 | 0 | 0 | 0.0 | 0 | 0 |
| Wash. St. | 2 | 48 | 24.0 | 0 | 44 | 0 | 0 | 0.0 | 0 | 0 |
| Arizona | 2 | 22 | 11.0 | 0 | 19 | 0 | 0 | 0.0 | 0 | 0 |
| Colorado* | 2 | 6 | 3.0 | 0 | 5 | 0 | 0 | 0.0 | 0 | 0 |
| Utah | 3 | 4 | 1.3 | 0 | 4 | 3 | -5 | -1.7 | 0 | 0 |
| Arizona St. | 1 | 22 | 22.0 | 0 | 22 | 1 | 8 | 8.0 | 1 | 8 |
| Oregon St. | 0 | 0 | 0.0 | 0 | 0 | 0 | 0 | 0.0 | 0 | 0 |
| California* | 4 | 8 | 2.0 | 0 | 9 | 0 | 0 | 0.0 | 0 | 0 |
| UCLA | 1 | 45 | 45.0 | 1 | 45 | 0 | 0 | 0.0 | 0 | 0 |
| Notre Dame | 3 | 24 | 8.0 | 0 | 12 | 0 | 0 | 0.0 | 0 | 0 |
| 2018 (So.)... | 24 | 266 | 11.1 | 1 | 45 | 6 | 13 | 2.2 | 1 | 8 |

| | KOR | YDS | AVG | TD | LG |
|---------------|-----|-----|------|----|----|
| UNLV* | 1 | 16 | 16.0 | 0 | 16 |
| Texas* | 2 | 55 | 27.5 | 0 | 34 |
| Wash. St. | 4 | 91 | 22.8 | 0 | 35 |
| Colorado* | 1 | 31 | 31.0 | 0 | 31 |
| Utah | 1 | 30 | 30.0 | 0 | 30 |
| Arizona St. | 4 | 87 | 21.8 | 0 | 24 |
| Oregon St. | 3 | 76 | 25.3 | 0 | 37 |
| UCLA | 2 | 40 | 20.0 | 0 | 28 |
| Notre Dame | 3 | 57 | 19.0 | 0 | 22 |
| 2018 (So.)... | 21 | 483 | 23.0 | 0 | 37 |

2017

| | REC | YDS | AVG | TD | LG | TCB | YDS | AVG | TD | LG |
|---------------|-----|-----|------|----|----|-----|-----|------|----|----|
| W. Michigan | 0 | 0 | 0.0 | 0 | 0 | 1 | -7 | -7.0 | 0 | -7 |
| Stanford | 1 | 16 | 16.0 | 0 | 16 | 0 | 0 | 0.0 | 0 | 0 |
| Texas | 1 | 9 | 9.0 | 0 | 9 | 0 | 0 | 0.0 | 0 | 0 |
| California | 0 | 0 | 0.0 | 0 | 0 | 0 | 0 | 0.0 | 0 | 0 |
| Oregon St. | 1 | 5 | 5.0 | 0 | 5 | 1 | 4 | 4.0 | 0 | 4 |
| Utah | 1 | 4 | 4.0 | 0 | 4 | 1 | 12 | 12.0 | 0 | 12 |
| Notre Dame | 1 | 8 | 8.0 | 0 | 8 | 0 | 0 | 0.0 | 0 | 0 |
| Colorado | 1 | 4 | 4.0 | 0 | 4 | 1 | 3 | 3.0 | 0 | 3 |
| 2017 (Fr.)... | 6 | 46 | 7.7 | 0 | 16 | 5 | 15 | 3.0 | 0 | 12 |

| | KOR | YDS | AVG | TD | LG |
|---------------|-----|-----|------|----|----|
| W. Michigan | 2 | 61 | 30.5 | 0 | 32 |
| Texas | 3 | 88 | 29.3 | 0 | 37 |
| California | 2 | 55 | 27.5 | 0 | 29 |
| Wash. St. | 1 | 24 | 24.0 | 0 | 24 |
| Oregon St. | 2 | 45 | 22.5 | 0 | 23 |
| Utah | 1 | 25 | 25.0 | 0 | 25 |
| Notre Dame | 6 | 144 | 24.2 | 0 | 38 |
| Arizona St. | 1 | 17 | 17.0 | 0 | 17 |
| Arizona | 5 | 115 | 23.0 | 0 | 29 |
| Colorado | 1 | 23 | 23.0 | 0 | 23 |
| UCLA | 2 | 85 | 42.5 | 0 | 59 |
| Ohio St. (CB) | 5 | 78 | 15.6 | 0 | 28 |
| 2017 (Fr.)... | 31 | 760 | 24.5 | 0 | 59 |



(26) QUINCY JOUNTTI
Tailback
5-10, 210, Jr.*/Sr.
Bakersfield, CA (Liberty HS/ Sacramento State)

2019: Jountti will serve as a backup tailback as a walk-on junior in 2019.

2018: Jountti, a junior walk-on tailback, transferred to USC in the fall of 2018 from Sacramento State and sat out the 2018 season because of NCAA

transfer rules. He won **USC's Service Team Co-Offensive Player of the Year Award**.

SACRAMENTO STATE: He earned **2017 Big Sky All-Academic** honors as a sophomore defensive back at Sacramento State, making 24 tackles.

As a 2016 freshman running back at Sacramento State, he ran for 141 yards on 24 carries (5.9 avg) with a TD and also returned 29 kickoffs for 714 yards (24.6 avg).

HIGH SCHOOL: He made **2015 Bakersfield Californian All-Area first team and All-South Yosemite League Co-Offensive MVP** as a senior running back and outside linebacker at Liberty High in Bakersfield (Calif.). In 2015, he ran for 1,647 yards on 241 carries (6.8 avg) with 8 TDs and caught 27 passes for 424 yards (15.7 avg) with 4 TDs on offense, made 18 tackles (including 3 for losses, with 2 sacks) and a pass deflection on defense and returned 2 kickoffs for 31 yards (15.5 avg).

As a 2014 junior, he ran for 303 yards on 66 carries (4.6 avg) with 4 TDs and caught 30 passes for 482 yards (16.1 avg) with 6 TDs while playing running back and wide receiver, and also made 5 tackles.

As a 2013 sophomore, he ran for 390 yards on 73 carries (5.3 avg) with 7 TDs, caught 21 passes for 229 yards (10.9 avg) with 2 TDs, had a tackle and returned 4 kickoffs for 38 yards (9.5 avg).

He also was a triple and long jumper on Liberty's track team (he had a triple jump best of 47-6 and placed 11th in the event at the 2016 State meet and also a best of 21-6 1/2 in the long jump), earning 2016 Bakersfield Californian All-Area first team and All-Southwest Yosemite League second team honors.

PERSONAL: He is a psychology major at USC. His brother, Corbin, was a tailback at USC in 2017 and at Northern Arizona (2014-16).



(84) ERIK KROMMENHOEK
Tight End
6-5, 260, Jr./Jr.
Danville, CA (Monte Vista HS)

CAREER: He has 4 catches for 17 yards (4.3 avg) in his career. He has appeared in 26 games in his career, with 3 starts.

2019: Krommenhoek will battle to start at tight end as a junior in 2019.

2018: Krommenhoek was a key contributor at tight end and on special teams as a sophomore in 2018. Overall while appearing in all 12 games and starting twice (Stanford, Washington State), he had 2 catches for 6 yards (3.0 avg) and an 8-yard run. He had a 2-yard catch against UNLV and a 4-yard grab against California, and he also ran 8 yards for a first down as the blocking back on a fake punt at UCLA.

2017: Krommenhoek saw key action in all 14 games as a backup tight end and on special teams as a first-year freshman in 2017. He even started at California. Overall in 2017, he had 2 receptions for 11 yards (5.5 avg). He had a 7-yard catch at California and a 4-yard grab against Oregon State.

HIGH SCHOOL: He made **2016 Prep Star All-West Region, Max Preps All-NorCal first team, San Jose Mercury News All-Bay Area first team and San Francisco Chronicle All-Metro second team** as a senior tight end and defensive end at Monte Vista High in Danville (Calif.). In 2016, he had 26 receptions for 447 yards (17.2 avg) with 7 TDs on offense and 3 tackles, 3 tackles for loss, 3 deflections and 1 fumble recovery on defense.

As a junior in 2015, he had 5 receptions for 50 yards (10.0 avg), plus 3 sacks, 3 deflections, 2 fumble recoveries and 1 blocked field goal.

As a 2014 sophomore, he had 7 receptions for 60 yards (8.6 avg) with 1 TD and 2 tackles for loss, 2 sacks and 1 deflection.

PERSONAL: He is a human biology major at USC with a 3.19 GPA. He made **2018 Pac-12 All-Academic honorable mention**. His parents both attended UCLA.

| | REC | YDS | AVG | TD | LG | TCB | YDS | AVG | TD | LG |
|---------------|-----|-----|-----|----|----|-----|-----|-----|----|----|
| 2017 (Fr.)... | 2 | 11 | 5.5 | 0 | 7 | 0 | 0 | 0.0 | 0 | 0 |
| 2018 (So.)... | 2 | 6 | 3.0 | 0 | 4 | 1 | 8 | 8.0 | 0 | 8 |
| CAREER..... | 4 | 17 | 4.3 | 0 | 7 | 1 | 8 | 8.0 | 0 | 8 |

GAME-BY-GAME WITH ERIK KROMMENHOEK

2017

| | REC | YDS | AVG | TD | LG | TCB | YDS | AVG | TD | LG |
|---------------|-----|-----|-----|----|----|-----|-----|-----|----|----|
| UNLV | 1 | 2 | 2.0 | 0 | 2 | 0 | 0 | 0.0 | 0 | 0 |
| California | 1 | 4 | 4.0 | 0 | 4 | 0 | 0 | 0.0 | 0 | 0 |
| UCLA | 0 | 0 | 0.0 | 0 | 0 | 1 | 8 | 8.0 | 0 | 8 |
| 2018 (So.)... | 2 | 6 | 3.0 | 0 | 4 | 1 | 8 | 8.0 | 0 | 8 |

2017

| | REC | YDS | AVG | TD | LG |
|---------------|-----|-----|-----|----|----|
| California* | 1 | 7 | 7.0 | 0 | 7 |
| Oregon St. | 1 | 4 | 4.0 | 0 | 4 |
| 2017 (Fr.)... | 2 | 11 | 5.5 | 0 | 7 |

*Starter



(97) JACOB LICHTENSTEIN
Defensive Line
6-5, 280, So./Jr.
Weston, FL (Cypress Bay HS)

2019: Lichtenstein will aim to be a key contributor on the defensive line as a sophomore in 2019.

2018: Lichtenstein saw action in 11 games (all but Notre Dame) and started twice (Oregon State, California) on the defensive line as a redshirt freshman in 2018. Overall in 2018, he had 15 tackles, including 2 for losses of 4 yards, and a deflection. He hurt his shoulder at UCLA and missed the Notre Dame game. He had 3 tackles against UNLV, a tackle at Texas, 2 tackles (1 for a loss) against Arizona State, 6 tackles (1 for a loss) and a deflection against California and 3 tackles at UCLA. He had post-season knee carilage surgery.

2017: Lichtenstein redshirted as a first-year freshman defensive lineman in 2017. He injured his left calf prior to the Stanford game and was sidelined for the next 2 games (Stanford, Texas). He won **USC's Co-Defensive Service Team Player of the Year Award**.

HIGH SCHOOL: He made **2016 Prep Star All-Southeast and All-State Class 8A second team** as a defensive end at Cypress Bay High in Weston (Fla.).

| | TAC | LS/YDS | DFL | FR |
|---------------|-----|--------|-----|----|
| 2015 (Fr.)... | 15 | 2/4 | 1 | 0 |

GAME-BY-GAME WITH JACOB LICHTENSTEIN

2018

| | TAC | LS/YDS | DFL | FR |
|---------------|-----|--------|-----|----|
| UNLV | 3 | 0/0 | 0 | 0 |
| Texas | 1 | 0/0 | 0 | 0 |
| Arizona St. | 2 | 1/1 | 0 | 0 |
| California | 6 | 1/3 | 1 | 0 |
| UCLA | 3 | 0/0 | 0 | 0 |
| 2015 (Fr.)... | 15 | 2/4 | 1 | 0 |



(64) AJ MAGEO
Offensive Guard-Offensive Tackle
6-5, 300, Fr.*/So.
Mesa, AZ (Red Mountain HS)

2019: Mageo will serve as a backup offensive guard and tackle as a walk-on redshirt freshman in 2019.

2018: Mageo redshirted as a reserve offensive tackle as a first-year freshman walk-on in 2018.

HIGH SCHOOL: He was an offensive tackle, center and nose guard at Red Mountain High in Mesa (Ariz.) as a 2017 senior.

He also played volleyball at Red Mountain, getting 32 kills, 42 blocks, 27 digs and 5 aces as a 2018 senior.

PERSONAL: His initials stand for Andrew James.



(29) VAVAE MALEPEAI
Tailback
6-0, 220, Jr.*/Sr.
Aiea, HI (Mililani HS)

CAREER: In his career, he has run for 762 yards on 142 carries (5.4 avg) with 8 TDs, caught 18 passes for 93 yards (5.2 avg) and made 5 tackles.

2019: Malepeai, USC's most powerful runner, will push for the starting tailback job as a junior in 2019.

2018: Malepeai saw lots of playing time at tailback and on special teams as a sophomore in 2018. Overall in 2018 while appearing in all 12 games and starting once (California), he ran for 501 yards on 93 rushes (5.4 avg) with 8 TDs, caught 15 passes for 88 yards (5.9 avg) and made a tackle. He won **USC's Bob Chandler Award**.

He had 47 yards on 8 rushes with his first 2 career touchdowns (2 and 20 yards) and caught 2 passes for 6 yards against UNLV. He had 18 yards on 3 rushes and caught a 10-yard pass at Stanford. He had 3 yards on 2 carries with a 3-yard TD run at Texas. He ran for a game-high 78 yards on 13 carries with a pair of short TDs against Washington State. He had 8 yards on 3 carries (with a 1-yard TD) and caught 2 passes for 14 yards at Arizona. He had 6 yards on 2 rushes and added a tackle against Colorado. He had 44 yards on 10 carries with a 12-yard TD and also caught a 12-yard pass at Utah. He had 51 yards on 5 carries and had 2 receptions for 15 yards against Arizona State. He had a career-best 101 yards on 15 carries and had a 6-yard reception at Oregon State. He had 47 yards on 13 rushes and also caught a pass for no yards against California while starting. He had a team-best 77 yards on 15 carries and added 3 catches for 26 yards at UCLA. He had 21 yards on 4 carries (with a 14-yard TD) and had added a 1-yard catch before being sidelined with a knee sprain against Notre Dame.

2017: Malepeai saw key action as a backup tailback and on special teams as a redshirt freshman in 2017. Overall in 2017 while appearing in 13 games (all but Arizona), he had 49 carries for 261 yards (5.3 avg), 3 receptions for 5 yards (1.7 avg) and 4 tackles. He sprained his knee late at Arizona State and was sidelined against Arizona.

He had 14 yards on 2 carries and a tackle against Western Michigan, 49 yards on 6 carries against Stanford, 8 yards on 4 rushes and caught a pass for minus 4 yards against Texas and 17 yards on 4 carries at California. He had 32 yards on 8 carries and had a tackle against Oregon State, 42 yards on 4 carries against Utah, 12 yards on 4 attempts and also had a tackle at Notre Dame and 68 yards on 11 rushes, a 6-yard reception and a tackle at Arizona State. He had 10 yards on 3 carries at Colorado, 7 yards on 2 attempts against UCLA and a 2-yard run and a 3-yard catch against Ohio State in the Cotton Bowl.

2016: Malepeai redshirted as a first-year freshman tailback in 2016. He was sidelined for the first 6 games of 2016 after suffering a broken left shoulder blade in 2016 fall camp.

HIGH SCHOOL: He made **2015 Prep Star All-West Region, Tacoma News Tribune Western 100, Gatorade Hawaii Player of the Year, KHON2/Cover2 Hawaii High School Weekly Marcus Mariota Award State Player of the Year, USA Today All-Hawaii Offensive Player of the Year and All-Oahu Interscholastic Association Blue Offensive Player of the Year** as a senior running back at Mililani (Hi.) High. He ran for 1,952 yards on 234 carries (8.3 avg) with 29 TDs in 2015.

As a junior in 2014, he made **USA Today All-Hawaii first team** as he ran for 1,337 yards on 227 carries (5.9 avg) with 24 TDs. Mililani won the state championship in 2014 after being the runnerup in 2013.

He set state career records with his 4,556 rushing yards and 71 rushing TDs. Current Trojan Palaie Gaoteote also prepped at Mililani.

PERSONAL: He is a communication major at USC. His uncles, Sililia (1990-94), Pulou (1993-95) and Tasi (1994-96), played football at Oregon.

| | TCB | YDS | AVG | TD | LG | REC | YDS | AVG | TD | LG |
|---------------|-----|-----|-----|----|----|-----|-----|-----|----|----|
| 2017 (Fr.)... | 49 | 261 | 5.3 | 0 | 26 | 3 | 5 | 1.7 | 0 | 6 |
| 2018 (So.)... | 93 | 501 | 5.4 | 8 | 41 | 15 | 88 | 5.9 | 0 | 24 |
| CAREER..... | 142 | 762 | 5.4 | 8 | 41 | 18 | 93 | 5.2 | 0 | 24 |

| | TAC | LS/YDS | DFL | FR |
|---------------|-----|--------|-----|----|
| 2017 (Fr.)... | 4 | 0/0 | 0 | 0 |
| 2018 (So.)... | 1 | 0/0 | 0 | 0 |
| CAREER..... | 5 | 0/0 | 0 | 0 |



GAME-BY-GAME WITH VAVAE MALEPEAI

| 2018 | | | | | | | | | | | |
|---------------|-----|-----|------|----|----|-----|-----|------|----|----|--|
| | TCB | YDS | AVG | TD | LG | REC | YDS | AVG | TD | LG | |
| UNLV | 8 | 47 | 5.9 | 2 | 20 | 2 | 6 | 3.0 | 0 | 9 | |
| Stanford | 3 | 18 | 6.0 | 0 | 11 | 1 | 10 | 10.0 | 0 | 10 | |
| Texas | 2 | 3 | 1.5 | 1 | 3 | 1 | -2 | -2.0 | 0 | 0 | |
| Wash. St. | 13 | 78 | 6.0 | 2 | 21 | 0 | 0 | 0.0 | 0 | 0 | |
| Arizona | 3 | 8 | 2.7 | 1 | 8 | 2 | 14 | 7.0 | 0 | 8 | |
| Colorado | 2 | 6 | 3.0 | 0 | 3 | 0 | 0 | 0.0 | 0 | 0 | |
| Utah | 10 | 44 | 4.4 | 1 | 12 | 1 | 12 | 12.0 | 0 | 12 | |
| Arizona St. | 5 | 51 | 10.2 | 0 | 41 | 2 | 15 | 7.5 | 0 | 12 | |
| Oregon St. | 15 | 101 | 6.7 | 0 | 20 | 1 | 6 | 6.0 | 0 | 6 | |
| California* | 13 | 47 | 3.6 | 0 | 8 | 1 | 0 | 0.0 | 0 | 0 | |
| UCLA | 15 | 77 | 5.1 | 0 | 21 | 3 | 26 | 8.7 | 0 | 24 | |
| Notre Dame | 4 | 21 | 6.8 | 1 | 14 | 1 | 1 | 1.0 | 0 | 1 | |
| 2018 (So.)... | 93 | 501 | 5.4 | 8 | 41 | 15 | 88 | 5.9 | 0 | 24 | |

| 2017 | | | | | | | | | | | |
|---------------|-----|-----|------|----|----|-----|-----|-----|----|----|--|
| | TCB | YDS | AVG | TD | LG | REC | YDS | AVG | TD | LG | |
| W. Michigan | 2 | 14 | 7.0 | 0 | 11 | 0 | 0 | 0.0 | 0 | 0 | |
| Stanford | 6 | 49 | 8.2 | 0 | 15 | 0 | 0 | 0.0 | 0 | 0 | |
| Texas | 4 | 8 | 2.0 | 0 | 10 | 0 | 0 | 0.0 | 0 | 0 | |
| California | 4 | 17 | 4.3 | 0 | 9 | 0 | 0 | 0.0 | 0 | 0 | |
| Oregon St. | 8 | 32 | 4.0 | 0 | 21 | 0 | 0 | 0.0 | 0 | 0 | |
| Utah | 4 | 42 | 10.5 | 0 | 26 | 0 | 0 | 0.0 | 0 | 0 | |
| Notre Dame | 4 | 12 | 3.0 | 0 | 8 | 0 | 0 | 0.0 | 0 | 0 | |
| Arizona St. | 11 | 68 | 6.2 | 0 | 14 | 0 | 0 | 0.0 | 0 | 0 | |
| Colorado | 3 | 10 | 3.3 | 0 | 5 | 0 | 0 | 0.0 | 0 | 0 | |
| UCLA | 2 | 7 | 3.5 | 0 | 5 | 0 | 0 | 0.0 | 0 | 0 | |
| Dhio St. (CB) | 1 | 2 | 2.0 | 0 | 2 | 1 | 3 | 3.0 | 0 | 3 | |
| 2017 (Fr.)... | 49 | 261 | 5.3 | 0 | 26 | 3 | 5 | 1.7 | 0 | 6 | |

| | TAC | LS/YDS | DFL | FR |
|---------------|-----|--------|-----|----|
| W. Michigan | 1 | 0/0 | 0 | 0 |
| Oregon St. | 1 | 0/0 | 0 | 0 |
| Notre Dame | 1 | 0/0 | 0 | 0 |
| Arizona St. | 1 | 0/0 | 0 | 0 |
| 2017 (Fr.)... | 4 | 0/0 | 0 | 0 |



(65) FRANK MARTIN II
Offensive Guard
6-4, 300, Jr./Sr.
West Covina, CA (Mater Dei HS)

2019: Martin will look to get into the mix at offensive guard as a junior in 2019.

2018: Martin did not see action as a sophomore backup offensive guard in 2018.

2017: Martin did not see action as a backup offensive guard as a redshirt freshman in 2017.


2016: Martin redshirted as a first-year freshman offensive guard and tackle in 2016.

HIGH SCHOOL: He made **2015 Prep Star All-American Dream Team, Tacoma News Tribune Western 100, USA Today All-California first team, Cal-Hi Sports All-State first team, All-CIF Pac 5 Division, Fox Sports West/Prime Ticket All-CIF, Los Angeles Times All-Area first team, Orange County Register All-Orange County first team and All-Trinity League first team** as a senior offensive lineman at Mater Dei High in Santa Ana (Calif.).

As a junior in 2014, he made **USA Today All-State first team and Cal-Hi Sports All-State Junior first team.**

As a 2013 sophomore, he made **Cal-Hi Sports All-State Sophomore first team.** Current Trojans Chase McGrath, JT Daniels, Amon-Ra St. Brown, Solomon Tuliaupupu, John Jackson III, Bru McCoy and Clyde Moore also prepped at Mater Dei.

PERSONAL: He is a real estate development major at USC.



(53) BRYCE MATTHEWS
Outside Linebacker
6-3, 225, So.*/Jr.
Los Angeles, CA (Bishop Montgomery HS)

2019: Matthews will serve as a backup outside linebacker as a walk-on sophomore in 2019.

2018: Matthews did not see action as a backup inside linebacker as a redshirt freshman walk-on in 2018. He won **USC's Service Team Co-Defensive Player of the Year Award.**

2017: Matthews redshirted as a reserve outside linebacker as a walk-on first-year freshman in 2017.

HIGH SCHOOL: He had 26 tackles for loss with 6 sacks as a 2016 senior defensive end and tight end at Bishop Montgomery High in Torrance (Calif.).

As a junior in 2015, he made **All-CIF Northwest Division and All-South Catholic League Defensive Player of the Year** while getting 11 sacks.

He also played basketball at Bishop Montgomery.
PERSONAL: He is a social sciences (economics) major at USC.



(26) KANA'I MAUGA
Inside Linebacker
6-2, 240, So./So.
Waianae, HI (Waianae HS)

2019: Mauga was moved to inside linebacker prior to spring 2019 practice from outside linebacker and will push for a starting spot as a sophomore in 2019.

2018: Mauga, who enrolled at USC in the spring of 2018 after graduating a semester early from high school, saw key playing time as a first-year freshman outside linebacker and on special teams in 2018. Overall in 2018 while appearing in all 12 games, he had 14 tackles, including 1 for a loss of 1 yard, and 2 deflections. He had 2 tackles against UNLV, 1 each versus Texas and Washington State, a deflection at Arizona, 4 tackles (1 for a loss) and a deflection against Colorado, 4 tackles against Arizona State and 1 tackle versus Oregon State and California.

HIGH SCHOOL: He made **2017 PrepStar All-American, USA Today All-Hawaii Defensive Player of the Year and KHON2/Cover2 Manti Te'o Defensive Player of the Year** as a senior linebacker and tight end at Waianae (Hi.) High. He had 52.5 tackles, including 5 for losses (with 3 sacks), 2 forced fumbles, 2 fumble recoveries and 3 defensive TDs in 2017.

As a 2016 junior, he made **All-State third team.**

He also was on the track team (sprints, hurdles, weights, jumps) at Waianae.

| | TAC | LS/YDS | DFL | FR |
|---------------|-----|--------|-----|----|
| 2018 (Fr.)... | 14 | 1/1 | 2 | 0 |

GAME-BY-GAME WITH KANA'I MAUGA

| 2018 | | | | |
|---------------|-----|--------|-----|----|
| | TAC | LS/YDS | DFL | FR |
| UNLV | 2 | 0/0 | 0 | 0 |
| Texas | 1 | 0/0 | 0 | 0 |
| Wash. St. | 1 | 0/0 | 0 | 0 |
| Arizona | 0 | 0/0 | 0 | 1 |
| Colorado | 4 | 1/1 | 0 | 1 |
| Arizona St. | 4 | 0/0 | 0 | 0 |
| Oregon St. | 1 | 0/0 | 0 | 0 |
| California | 1 | 0/0 | 0 | 0 |
| 2018 (Fr.)... | 14 | 1/1 | 2 | 0 |



(42) ABDUL-MALIK McCLAIN
Outside Linebacker
6-4, 240, Fr./So.
San Juan Capistrano, CA (JSerra Catholic HS)

2019: McClain will compete for playing time at outside linebacker as a redshirt freshman in 2019.

2018: McClain saw brief action at outside linebacker and on special teams as a first-year freshman in 2018. He appeared in 2 games in 2018 (California, Notre Dame), allowing him to redshirt. He

did not make a tackle.

HIGH SCHOOL: He made **2017 PrepStar All-Western Region, Tacoma News Tribune Western 100, Cal-Hi Sports All-State second team, Los Angeles Times All-Area, Orange County Register All-Orange County first team and All-Trinity League Defensive Player of the Year** as a senior linebacker and tight end at JSerra Catholic High in San Juan Capistrano (Calif.). In 2017, he had 45 tackles, including 18 sacks, 1 fumble recovery and 1 forced fumble on defense and 9 receptions for 175 yards (19.4 avg) with 1 TD on offense. Current Trojan Peter Esparza also prepped at JSerra.

He also played basketball at JSerra, averaging 8.4 points and 4.6 rebounds as a 2017 junior.

Before that, he attended Santa Margarita High in Rancho Santa Margarita. As a 2016 junior there, he had 51 tackles, including 8 for a loss (with 7.5 sacks), 1 deflection, 2 forced fumbles and 1 blocked field goal.

As a 2015 sophomore, he had 11 tackles, including 2 for losses.

PERSONAL: He is a communication major at USC. His brother, Munir, is a freshman wide receiver at USC who also prepped at JSerra.



(40) CHASE McGRATH
Placekicker
6-0, 190, So.*/Jr.
Newport Beach, CA (Mater Dei HS)

CAREER: He has hit 18-of-25 field goals and 64-of-65 PATs in his career, and he has a tackle and a fumble recovery. He has appeared in 17 games in his career.

2019: McGrath hopes to return healthy and compete to be USC's placekicker once again as a sophomore in 2019. He missed 2019 spring practice while recovering from a 2018 knee injury.

2018: McGrath, a former walk-on who was awarded a scholarship after the 2017 season, returned as USC's placekicker as a sophomore in 2018. He appeared in USC's first 3 games before tearing a ligament in his right knee at Texas, which required surgery and sidelined him for the rest of the season, allowing him to redshirt. Overall in 2018, he hit 6-of-8 field goals and all 6 of his PAT tries.

He tied the USC game record with 5 field goals (46, 38, 29, 47 and 36



2019 VETERAN BIOGRAPHIES

yards) without a miss and he added 4 PATs against UNLV to earn **Pac-12 Special Teams Player of the Week** honors. He scored USC's only points on a 35-yard field goal (he also missed a 53-yarder) at Stanford. He hit both of his PATs at Texas before suffering a knee ligament injury on a blocked field goal.

2017: McGrath handled USC's placekicking duties as a walk-on first-year freshman in 2017. He also kicked off in 10 games (all but Western Michigan, Arizona, Colorado, UCLA). Overall in 2017 while appearing in all 14 games, he was 12-of-17 on field goals and 58-of-59 on PATs. He also made a tackle (against Texas) and recovered a fumble (against Oregon State). He made 8 consecutive field goals after missing his first career kick (against Texas). Of his 57 kickoffs in 2017, 20 were touchbacks and 11 pinned opponents within the 20-yard line. He was hampered the second half of the season with a strained groin. He won **USC's Joe Collins Walk-on Award**.

He hit all 7 of his PATs against Western Michigan. He hit all 6 of his PATs and took over the kickoff duties when Michael Brown was injured early in the Stanford game. He hit the first 2 field goals of his career in highlight fashion against Texas, the first a 31-yarder with no time remaining to send the game into overtime and the second the game winner from 43 yards in the second overtime (he missed a 46-yarder in the second quarter, his first ever attempt) as well as connecting on all 3 PATs, kicking off twice and making a tackle. At California, he hit all 3 of his field goal tries (37, 34 and a career-long 46 yards) and all 3 of his PATs, plus 2 of his 7 kickoffs were touchbacks (another pinned the Golden Bears within the 20). At Washington State, he hit both field goals (20 and 29 yards) and all 3 PATs and had touchbacks on 3 of 6 kickoffs. Against Oregon State, he hit a 29-yard field goal and all 5 of his PATs, had touchbacks on 3 of his 7 kickoffs (2 others pinned the Beavers within the 20) and he recovered a fumble. He hit all 4 of his PATs and 2 of his 5 kickoffs were touchbacks against Utah. At Notre Dame, he hit both of his PATs but missed a short field goal and he also had 2 of his 3 kickoffs pin the Irish within the 20. At Arizona State, he hit 2 of his 3 field goals (51 and 33 yards) and all 6 of his PATs and 5 of his 9 kickoffs were touchbacks (another pinned the Sun Devils within the 20). Against Arizona, he hit all 7 of his PATs and kicked off 4 times (with 1 pinning the Wildcats within the 20). He hit 1-of-2 field goals (a 26-yarder) and 3-of-4 PATs at Colorado, then hit all 4 of his PATs against UCLA. Against Stanford in the Pac-12 Championship Game, he hit a 24-yard field goal and all 4 of his PATs and 2 of his 6 kickoffs were touchbacks and another pinned the Cardinal within the 20. Against Ohio State in the Cotton Bowl, he hit his PAT kick but missed his field goal try and 1 of his 2 kickoffs was a touchback.

HIGH SCHOOL: He made **2016 Orange County Register All-Orange County first team and All-Trinity League Kicker of the Year** as he hit 90-of-93 PATs and 3-of-5 field goals (with a 51-yarder), and had 84 touchbacks on 106 kickoffs, as a senior placekicker at Mater Dei High in Santa Ana (Calif.).

As a junior in 2015, he hit all 62 of his PAT attempts and 10-of-13 field goals, and had 51 touchbacks on 85 kickoffs. Current Trojans Frank Martin II, JT Daniels, Amon-Ra St. Brown, Solomon Tuliaupupu, John Jackson III, Bru McCoy and Clyde Moore also prepped at Mater Dei.

| | FGA | FGM | LG | PAT ATT | PAT | TAC | LS/YDS | DFL | FR |
|---------------|-----|-----|----|---------|-----|-----|--------|-----|----|
| 2017 (Fr.)... | 17 | 12 | 51 | 59 | 58 | 1 | 0/0 | 0 | 1 |
| 2018 (So.)... | 8 | 6 | 47 | 6 | 6 | 0 | 0/0 | 0 | 0 |
| CAREER..... | 25 | 18 | 51 | 65 | 64 | 1 | 0/0 | 0 | 1 |

GAME-BY-GAME WITH CHASE McGRATH

2018

| | FG-FGA | MADE | MISS | PAT-PAT ATT |
|---------------|--------|----------------|-------|-------------|
| UNLV* | 5-5 | 46,38,29,47,36 | -- | 4-4 |
| Stanford* | 2-1 | 35 | 53 WR | 0-0 |
| Texas* | 1-0 | -- | 50 BK | 2-2 |
| 2018 (So.)... | 8-6 | -- | 6-6 | |

2017

| | FG-FGA | MADE | MISS | PAT-PAT ATT |
|----------------|--------|------------|-------|-------------|
| W. Michigan* | 0-0 | -- | -- | 7-7 |
| Stanford* | 0-0 | -- | -- | 6-6 |
| Texas* | 2-3 | 31, 43 | 46 WL | 3-3 |
| California* | 3-3 | 37, 34, 46 | -- | 3-3 |
| Wash. St.* | 2-2 | 20, 29 | -- | 3-3 |
| Oregon St.* | 1-1 | 29 | -- | 5-5 |
| Utah* | 0-0 | -- | -- | 4-4 |
| Notre Dame* | 0-1 | -- | 27 WR | 2-2 |
| Arizona St.* | 2-3 | 51, 33 | 38 WL | 6-6 |
| Arizona* | 0-0 | -- | -- | 7-7 |
| Colorado* | 1-2 | 26 | 40 WL | 3-4 |
| UCLA* | 0-0 | -- | -- | 4-4 |
| Stanford(P12)* | 1-1 | 24 | -- | 4-4 |
| Ohio St. (CB)* | 0-1 | -- | 28 WR | 1-1 |
| 2017 (Fr.)... | 12-17 | | | 58-59 |

KICKOFFS WITHIN 20 (TOUCHBACKS)

| | | |
|----------------|----|---------|
| Stanford* | 6 | 0 (1) |
| Texas* | 2 | 1 (0) |
| California* | 7 | 1 (2) |
| Wash. St.* | 6 | 2 (3) |
| Oregon St.* | 7 | 2 (3) |
| Utah* | 5 | 1 (2) |
| Notre Dame* | 3 | 2 (0) |
| Arizona St.* | 9 | 1 (5) |
| Arizona* | 4 | 0 (1) |
| Stanford(P12)* | 6 | 1 (2) |
| Ohio St. (CB)* | 2 | 0 (1) |
| 2017 (Fr.)... | 57 | 11 (20) |

| | TAC | LS/YDS | DFL | FR |
|-----------------|-----|--------|-----|----|
| Texas* | 1 | 0/0 | 0 | 0 |
| Oregon St.* | 0 | 0/0 | 0 | 1 |
| 2017 (Fr.)..... | 1 | 0/0 | 0 | 1 |

*Starter



(70) JALEN McKENZIE
Offensive Tackle
6-5, 310, So.*/Jr.
Concord, CA (Clayton Valley HS)

2019: McKenzie will battle for a starting job at offensive tackle as a sophomore in 2019.

2018: McKenzie appeared in all 12 games offensive tackle and on special teams as a redshirt freshman in 2018, even starting twice (California, UCLA).

2017: McKenzie redshirted as a backup first-year offensive tackle at USC in 2017. He enrolled at USC in the fall of 2017 and was awarded a scholarship at USC by virtue of an NCAA rule known as "blueshirting" [it allows a non-recruited student-athlete to receive athletic financial aid after beginning practice and have that student-athlete count towards the next year's signing class if the school has reached its NCAA-maximum aid limit for the current year].

HIGH SCHOOL: He made **2016 Tacoma News Tribune Western 100, Prep Star All-West Region, USA Today All-California second team, Cal-Hi Sports All-State second team, Max Preps All-NorCal second team, San Jose Mercury News All-Bay Area first team and San Francisco Chronicle All-Metro second team** as a senior offensive and defensive lineman at Clayton Valley High in Concord (Calif.). Bishop O'Dowd won the 2016 state Class 5-AA title.

He sat out his 2015 junior season with a knee ligament injury.

PERSONAL: His father, Reggie McKenzie, was a linebacker at Tennessee (1981-84) and then played in the NFL with the Los Angeles Raiders (1985-88), Phoenix Cardinals (1989-90) and San Francisco 49ers (1992) and in the World League of American Football with the Montreal Machine (1992), then was an assistant coach at Tennessee in 1993, worked in the Green Bay Packers' front office from 1994 to 2011, was the general manager of the Oakland Raiders (2012-18) and now is a senior personnel executive with the Miami Dolphins. His brother, Kahlil, was a defensive lineman at Tennessee (2015-17) who is now plays offensive line with the Kansas City Chiefs. His uncle, Raleigh McKenzie (Reggie's twin brother), was a center at Tennessee (1981-84) and then played in the NFL with the Washington Redskins (1985-94, where he won 2 Super Bowls), Philadelphia Eagles (1995-96), San Diego Chargers (1997-98) and Green Bay Packers (1999-2000), and now is a scout with the Oakland Raiders.



(30) JORDAN McMILLAN
Safety
5-11, 195, Fr.*/So.
Los Angeles, CA (Loyola HS)

2019: McMillan will serve as a backup safety as a walk-on redshirt freshman in 2019.

2018: McMillan was a reserve safety as a first-year freshman walk-on in 2018. Overall in 2018, he appeared in 2 games (California, Notre Dame), allowing him to redshirt. He had a tackle and interception in the end zone against Notre Dame while playing most of the second half at strong safety because of an injury to a starter.

HIGH SCHOOL: He had 73 tackles, including 4 for losses (with 3 sacks), plus 2 forced fumbles and a fumble recovery as a 2017 senior outside linebacker at Loyola High in Los Angeles (Calif.).

As a 2016 junior, he had 33 tackles, including 5 for losses (with 2 sacks).

He was a placekicker as a 2015 sophomore. Current Trojans Christian Rector, Jack Webster and Jac Casasante also prepped at Loyola.

PERSONAL: He is an international relations/global business major at USC.

| | TAC | LS/YDS | DFL | FR | INT | YDS | AVG | TD | LG |
|---------------|-----|--------|-----|----|-----|-----|-----|----|----|
| 2018 (Fr.)... | 1 | 0/0 | 0 | 0 | 1 | 0 | 0.0 | 0 | 0 |

GAME-BY-GAME WITH JORDAN McMILLAN

2018

| | TAC | LS/YDS | DFL | FR | INT | YDS | AVG | TD | LG |
|---------------|-----|--------|-----|----|-----|-----|-----|----|----|
| Notre Dame | 1 | 0/0 | 0 | 0 | 1 | 0 | 0.0 | 0 | 0 |
| 2018 (Fr.)... | 1 | 0/0 | 0 | 0 | 1 | 0 | 0.0 | 0 | 0 |



(90) CONNOR MURPHY
Defensive Line
6-7, 270, Jr.*/Sr.
Mesa, AZ (Brophy Prep)

CAREER: He has 11 tackles (0.5 for loss) and a fumble recovery in his career. He has appeared in 31 games in his career.

2019: Murphy will compete for key playing time on the defensive line as a junior in 2019.

2018: Murphy, who moved to the defensive line from outside linebacker prior to 2018 spring practice, saw action in 4 games as a junior in 2018, allowing him to redshirt. Overall in 2018, he had 2 tackles (0.5 for a loss of 1 yard), all against Utah.

2017: Murphy saw action in all 14 games as a backup outside linebacker and on special teams as a sophomore in 2017. Overall in 2017, he had 3 tackles (all versus Oregon State).

2016: Murphy was a backup outside linebacker and played on special teams as a first-year freshman in 2016. Overall in 2016 while appearing in all 13 games, he had 6 tackles and a fumble recovery. He had 1 tackle versus Utah State and Arizona State and 2 stops against Arizona (with the fumble recovery) and Notre Dame. He won **USC's 2016 Defensive Service Team Player of the Year Award**.



HIGH SCHOOL: He made **2015 Prep Star All-American** as a senior defensive end at Brophy Prep in Phoenix (Ariz.). He had 30 tackles, including 5 for losses (with 2 sacks), and 2 deflections in 2015 despite being bothered all season with a groin injury that required surgery and limited him to playing in just 7 games.

As a junior in 2014, he had 71 tackles, including 8.5 for losses (with 1.5 sacks), plus 4 deflections and 2 fumble recoveries.

He had 10 tackles (1 for a loss) and a deflection as a sophomore in 2013.

He also threw the shot put and discus on Brophy Prep's track team.

PERSONAL: He is a communication major at USC. His brother, Trent, was a consensus All-American outside linebacker at Stanford (2010-13) and who played for the NFL's Washington Redskins (2014-17) and now Buffalo Bills (2018). His sister, Kayli, played women's basketball at Arizona State (2007-10) and competed in the 2011 Miss Arizona USA pageant.

| | TAC | LS/YDS | DFL | FR |
|---------------|-----|--------|-----|----|
| 2016 (Fr.)... | 6 | 0/0 | 0 | 1 |
| 2017 (So.)... | 3 | 0/0 | 0 | 0 |
| 2018 (Jr.)... | 2 | 0.5/1 | 0 | 0 |
| CAREER..... | 11 | 0.5/1 | 0 | 1 |

GAME-BY-GAME WITH CONNOR MURPHY

2018

| | TAC | LS/YDS | DFL | FR |
|---------------|-----|--------|-----|----|
| Utah | 2 | 0.5/1 | 0 | 0 |
| 2018 (Jr.)... | 2 | 0.5/1 | 0 | 0 |

2017

| | TAC | LS/YDS | DFL | FR |
|---------------|-----|--------|-----|----|
| Oregon St. | 3 | 0/0 | 0 | 0 |
| 2017 (So.)... | 3 | 0/0 | 0 | 0 |

2016

| | TAC | LS/YDS | DFL | FR |
|---------------|-----|--------|-----|----|
| Utah St. | 1 | 0/0 | 0 | 0 |
| Arizona St. | 1 | 0/0 | 0 | 0 |
| Arizona | 2 | 0/0 | 0 | 1 |
| Notre Dame | 2 | 0/0 | 0 | 0 |
| 2016 (Fr.)... | 6 | 0/0 | 0 | 1 |



(62) BRETT NEILON
Center
6-2, 300, So.*/Jr.
Rancho Santa Margarita, CA
(Santa Margarita Catholic HS)

2019: Neilon will battle for the starting center job as a sophomore in 2019.

2018: Neilon saw playing time at center and as a blocking back in jumbo offensive packages as a redshirt freshman in 2018. Overall in 2018, he appeared in 6 games, even starting once (UNLV).

2017: Neilon redshirted as a first-year freshman backup center at USC in 2017.

HIGH SCHOOL: He made **2016 Prep Star All-American Dream Team**, **Tacoma News Tribune Western 100**, **USA Today All-California first team**, **Cal-Hi Sports All-State first team**, **Los Angeles Times All-Area first team**, **Orange County Register All-Orange County first team**, **All-Trinity League first team** and **National Football Foundation Scholar-Athlete** as a senior center at Santa Margarita Catholic High in Rancho Santa Margarita (Calif.).

As a junior in 2015, he made **Cal-Hi Sports All-State Junior second team**.

He also lettered in basketball and track and field at Santa Margarita Catholic, where he was named Athlete of the Year and earned the Academic Scholar Award.

PERSONAL: He is a business administration major at USC with a 3.12 GPA. His father and brother attended USC and 2 of his aunts were on the USC golf team (Kim Saiki from 1985-88, who played on the LPGA Tour, and Laura Saiki from 1988-91). He grew up in Tokyo, Japan, home of his mother, where he participated in baseball, basketball, soccer and the martial art of aikido.



(27) BRANDON PERDUE
Safety
6-4, 205, Jr.*/Sr.
Simi Valley, CA (Oaks Christian HS/New Mexico Military Institute)

2019: Perdue will serve as a backup safety as a walk-on junior in 2019. He was switched from quarterback in 2019 spring drills.

2018: Perdue, who joined USC in the fall of 2018 after transferring from a junior college, did not see action as a reserve quarterback as a walk-on junior.

JUNIOR COLLEGE: As a 2017 sophomore quarterback at New Mexico Military Institute, Perdue completed 16-of-30 passes (53.3%) for 163 yards and 2 TDs with 1 interception.

As a 2016 freshman quarterback at Pierce Junior College in Woodland Hills (Calif.), he completed 21-of-59 passes (35.6%) for 213 yards and 2 TDs with 1 interception and also ran for 73 yards on 19 carries (2.7 avg) while appearing in 4 games before getting injured. He did not play football in 2015.

HIGH SCHOOL: As a senior quarterback at Oaks Christian High in Westlake Village (Calif.) in 2014, he completed 14-of-19 passes (73.7%) for 79 yards and 2 TDs with 2 interceptions and also ran for 24 yards on 9 carries (2.7 avg) while appearing in 2 games. Current Trojan Michael Pittman Jr. also attended Oaks Christian.

PERSONAL: He is a business administration major at USC with a 3.79 GPA.



(91) BRANDON PILI
Defensive Line
6-4, 325, Jr./Jr.
Anchorage, AK, (Westview HS (OR))

CAREER: He has 26 tackles, including 2.5 for losses (with 1 sack), and a blocked field goal in his career. He has appeared in 21 games in his career, starting 4 times.

2019: Pili will compete for a starting job on the defensive line as a junior in 2019.

2018: Pili saw key action on the defensive line as a sophomore in 2018. Overall in 2018 while appearing in all 12 games and starting twice (UNLV, Stanford), he made 12 tackles, including 2.5 for losses of 9 yards (with a 6-yard sack). He had 4 tackles (with 1.5 for losses, with 0.5 sack) against UNLV, then 1 tackle each against Texas, Washington State, Utah and Arizona State. He had 3 tackles (with 1 for a loss, including 0.5 sack) at Oregon State and 1 tackle against California.

2017: Pili was a key contributor at defensive tackle as a first-year freshman in 2017. Overall while seeing action in USC's final 9 games (starting twice, versus Notre Dame and Arizona State), he made 14 tackles and blocked a field goal. He made **2017 All-Pac-12 honorable mention**.

He had 3 tackles against Oregon State in his first career action and at Arizona State, 2 tackles versus Notre Dame, Colorado (with a blocked field goal) and Stanford in the Pac-12 Championship Game, and 1 stop against Utah and UCLA.

HIGH SCHOOL: He made **2016 Tacoma News Tribune Western 100** and **Tacoma News Tribune Northwest Nuggets Best of the Rest** as a senior defensive end at Westview High in Portland (Ore.).

He spent his first 3 years of high school at Dimond High in Anchorage (Ak.), where he had 17 tackles and 1 sack as a 2014 sophomore.

He also was on the track (with bests of 46-8.25 in the shot put and 135-5 in the discus throw and placing fifth in the shot and eighth in the discus in the 2016 state 4A championships) and wrestling (placing fifth and second in the 285-pound division at the state 4A championships as a sophomore and junior) teams at Dimond.

PERSONAL: He is USC's first-ever football letterman from Alaska. His sister, Alissa, is a freshman on the USC women's basketball team.

| | TAC | LS/YDS | DFL | FR |
|---------------|-----|--------|-----|----|
| 2017 (Fr.)... | 14 | 0/0 | 1# | 0 |
| 2018 (So.)... | 12 | 2.5/9 | 0 | 0 |
| CAREER..... | 26 | 2.5/9 | 1# | 0 |

#Includes 1 blocked field goal

GAME-BY-GAME WITH BRANDON PILI

2018

| | TAC | LS/YDS | DFL | FR |
|---------------|-----|--------|-----|----|
| UNLV* | 4 | 1.5/3 | 0 | 0 |
| Texas | 1 | 0/0 | 0 | 0 |
| Wash. St. | 1 | 0/0 | 0 | 0 |
| Utah | 1 | 0/0 | 0 | 0 |
| Arizona St. | 1 | 0/0 | 0 | 0 |
| Oregon St. | 3 | 1/6 | 0 | 0 |
| California | 1 | 0/0 | 0 | 0 |
| 2018 (So.)... | 12 | 2.5/9 | 0 | 0 |

2017

| | TAC | LS/YDS | DFL | FR |
|---------------|-----|--------|-----|----|
| Oregon St. | 3 | 0/0 | 0 | 0 |
| Utah | 1 | 0/0 | 0 | 0 |
| Notre Dame* | 2 | 0/0 | 0 | 0 |
| Arizona St.* | 3 | 0/0 | 0 | 0 |
| Colorado | 2 | 0/0 | 1# | 0 |
| UCLA | 1 | 0/0 | 0 | 0 |
| Stanford(P12) | 2 | 0/0 | 0 | 0 |
| 2017 (Fr.)... | 14 | 0/0 | 1# | 0 |

*Starter



(6) MICHAEL PITTMAN JR.
Wide Receiver
6-4, 220, Sr./Sr.
Woodland Hills, CA (Oaks Christian HS)

CAREER: In his career, he has 70 receptions for 1,244 yards (17.8 avg) with 8 TDs, plus 14 tackles and 3 blocked punts, 5 punt returns for 156 yards (31.2 avg) with 1 TD, 4 kickoff returns for 31 yards (7.8 avg) and a 9-yard rush. He has appeared in 35 games in his career, with 17 starts.

2019: Pittman, one of the nation's top pass catchers, returns as a starting wide receiver as a senior in 2019.

2019 VETERAN BIOGRAPHIES

2018: Pittman made a major impact at wide receiver and on special teams as a junior in 2018. Overall in 2018 while starting all 11 games in which he appeared [he missed the California game after injuring his left shoulder at Oregon State], he had 41 receptions for 758 yards (18.5 avg) with 6 TDs, had a 9-yard run and a 4-yard punt return and he made a tackle and blocked a punt. He was 19th nationally in yards per reception (18.5, first in Pac-12). He made **2018 All-Pac-12 honorable mention and Phil Steele All-Pac-12 second team.** He won **USC's Offensive Perimeter Player of the Year Award.** He had post-season shoulder surgery.

He had a 36-yard catch against UNLV, then added 3 receptions for 65 yards at Stanford and 4 grabs for 16 yards at Texas. He had 2 grabs for 72 yards with a 50-yard TD against Washington State and a 20-yard catch at Arizona. He had 6 catches for 155 yards with 2 TDs (career-long 65 yarder and 9 yards) against Colorado, then 4 receptions for 107 yards, including grabbing a 34-yard TD over 2 defenders, and he blocked a punt (good for a 4-yard punt return) and had a tackle at Utah. He had 6 catches for 90 yards with 2 TDs (6 and 36 yards) against Arizona State. He returned from his shoulder injury to get 7 receptions for 106 yards (both game highs) and he added a 9-yard run at UCLA., then had 7 receptions for 91 yards against Notre Dame.

2017: Pittman played a key role as a wide receiver and on special teams as a sophomore in 2017. Overall in 2017 while appearing in 11 games (all but the first 3, which he missed after spraining his left ankle in 2017 fall camp) and starting 6 times (Utah, Arizona State, Arizona, Colorado, Stanford in the Pac-12 Championship Game, Ohio State), he had 23 receptions for 404 yards (17.6 avg) with 2 TDs, made 6 tackles and blocked a punt and returned 2 punts for 89 yards (44.5 avg) with a TD. He made **2017 All-Pac-12 first team (as a special teams player)** and was **USC's Co-Special Teams Player of the Year.** He is 10th nationally in punt return TDs (1, third in Pac-12).

He had 2 catches for 24 yards and a tackle against Oregon State, a 17-yard catch and a tackle versus Utah, a tackle at Notre Dame, 2 receptions for 23 yards and a tackle at Arizona State, 3 grabs for 59 yards, blocked a punt (that USC returned for a TD) and made a tackle against Arizona and 4 catches for 59 yards (including a 10-yard TD) at Colorado. He had a 7-yard catch and returned a punt on a trick play for a 72-yard touchdown to earn **Pac-12 Special Teams Player of the Week** honors against UCLA. He had game bests and career highs in receptions (7) and receiving yards (a Pac-12 Championship Game record 146) with a 7-yard TD against Stanford in the Pac-12 Championship Game. He had 3 catches for 69 yards and made a tackle against Ohio State in the Cotton Bowl.

2016: Pittman, who enrolled at USC in the spring of 2016 after graduating a semester early from high school, saw key action at wide receiver and on special teams as a first-year freshman in 2016. Overall in 2016 while appearing in all 13 games, he had 6 catches for 82 yards (13.7 avg) on offense and had 2 punt returns for 63 yards (31.5 avg), 4 kickoff returns for 31 yards (7.8 avg), 7 tackles, a blocked punt and a forced fumble on special teams.

He had a blocked punt that he returned 35 yards against Utah State, a tackle at Utah, 2 catches for 21 yards against Arizona State, 2 kickoff returns for 13 yards and a tackle against California, 4 catches for 61 yards and a 28-yard punt return against Oregon, a tackle at Washington, a tackle and forced fumble at UCLA and 2 tackles against Notre Dame. He had a tackle and 2 kickoff returns for 18 yards against Penn State.

HIGH SCHOOL: He made **2015 Parade All-American first team, Prep Star All-American Dream Team, Max Preps All-American first team, Orange County Register Fab 15 second team, Tacoma News Tribune Western 100, USA Today All-California Offensive Player of the Year, Cal-Hi Sports All-State first team, All-CIF Pac 5 Division, Fox Sports West/Prime Ticket All-CIF Offensive Player of the Year, Los Angeles Times All-Area first team, Los Angeles Daily News Player of the Year and Ventura County Star Player of the Year** as a senior wide receiver and safety at Oaks Christian High in Westlake Village (Calif.). He had 81 receptions for 1,990 yards (24.6 avg) with 24 TDs in 2015 (he caught 16 passes for 354 yards and 5 TDs in his final game), as well as 31 tackles, an interception and a deflection, 17 kickoff returns for 477 yards (28.1 avg) with 1 TD and 14 punt returns for 148 yards (10.6 avg). He suffered a broken collarbone after the season.

As a junior in 2014, he made **Cal-Hi Sports All-State Junior second team, Los Angeles Daily News All-Area first team and All-Marmonte League Co-Receiver of the Year.** He had 47 catches for 914 yards (19.4 avg) with 12 TDs in 2014, plus 43 tackles (including 2 for losses) and 3 interceptions and 11 kickoff returns for 311 yards (28.3 avg). Current Trojan Brandon Perdue also prepped at Oaks Christian.

PERSONAL: He is a sociology major at USC. He rides horses in his spare time and wants to get into tie-down roping after his football days. His father, Michael, was a running back at Fresno State (1993, 95-97) and then in the NFL with the Arizona Cardinals (1998-2001), Tampa Bay Buccaneers (2002-07), including on the Super Bowl XXXVII champion in the 2002 season, and Denver Broncos (2008).

| | REC | YDS | AVG | TD | LG | TAC | LS/YDS | DFL | FR |
|---------------|-----|------|------|----|----|-----|--------|-----|----|
| 2016 (Fr.)... | 6 | 82 | 13.7 | 0 | 21 | 7 | 0/0 | 1# | 0 |
| 2017 (So.)... | 23 | 404 | 17.6 | 2 | 54 | 6 | 0/0 | 1# | 0 |
| 2018 (Jr.)... | 41 | 758 | 18.5 | 6 | 65 | 1 | 0/0 | 1# | 0 |
| CAREER..... | 70 | 1244 | 17.8 | 8 | 65 | 14 | 0/0 | 3## | 0 |

#Includes 1 blocked punt
##Includes 3 blocked punts

| | PR | YDS | AVG | TD | LG | KOR | YDS | AVG | TD | LG |
|---------------|----|-----|------|----|----|-----|-----|-----|----|----|
| 2016 (Fr.)... | 2 | 63 | 31.5 | 0 | 35 | 4 | 31 | 7.8 | 0 | 13 |
| 2017 (So.)... | 2 | 89 | 44.5 | 1 | 72 | 0 | 0 | 0.0 | 0 | 0 |
| 2018 (Jr.)... | 1 | 4 | 4.0 | 0 | 4 | 0 | 0 | 0.0 | 0 | 0 |
| CAREER..... | 5 | 156 | 31.2 | 1 | 72 | 4 | 31 | 7.8 | 0 | 13 |

| | TCB | YDS | AVG | TD | LG |
|---------------|-----|-----|-----|----|----|
| 2018 (Jr.)... | 1 | 9 | 9.0 | 0 | 9 |

GAME-BY-GAME WITH MICHAEL PITTMAN JR.

| 2018 | | | | | | | | | | |
|---------------|-----|-----|------|----|----|-----|--------|-----|----|--|
| | REC | YDS | AVG | TD | LG | TAC | LS/YDS | DFL | FR | |
| UNLV* | 1 | 36 | 36.0 | 0 | 36 | 0 | 0/0 | 0 | 0 | |
| Stanford* | 3 | 65 | 21.7 | 0 | 45 | 0 | 0/0 | 0 | 0 | |
| Texas* | 4 | 16 | 4.0 | 0 | 7 | 0 | 0/0 | 0 | 0 | |
| Wash. St.* | 2 | 72 | 36.0 | 1 | 50 | 0 | 0/0 | 0 | 0 | |
| Arizona* | 1 | 20 | 20.0 | 0 | 20 | 0 | 0/0 | 0 | 0 | |
| Colorado* | 6 | 155 | 25.8 | 2 | 65 | 1 | 0/0 | 1# | 0 | |
| Utah* | 4 | 107 | 26.8 | 1 | 42 | 0 | 0/0 | 0 | 0 | |
| Arizona St.* | 6 | 90 | 15.0 | 2 | 36 | 0 | 0/0 | 0 | 0 | |
| UCLA* | 7 | 106 | 15.1 | 0 | 37 | 0 | 0/0 | 0 | 0 | |
| Notre Dame* | 7 | 91 | 13.0 | 0 | 35 | 0 | 0/0 | 0 | 0 | |
| 2018 (Jr.)... | 41 | 758 | 18.5 | 6 | 65 | 1 | 0/0 | 1# | 0 | |


| | PR | YDS | AVG | TD | LG | TCB | YDS | AVG | TD | LG |
|---------------|----|-----|-----|----|----|-----|-----|-----|----|----|
| Utah* | 1 | 4 | 4.0 | 0 | 4 | 0 | 0 | 0.0 | 0 | 0 |
| UCLA* | 0 | 0 | 0.0 | 0 | 0 | 1 | 9 | 9.0 | 0 | 9 |
| 2018 (Jr.)... | 1 | 4 | 4.0 | 0 | 4 | 1 | 9 | 9.0 | 0 | 9 |

| 2017 | | | | | | | | | | |
|----------------|-----|-----|------|----|----|-----|--------|-----|----|--|
| | REC | YDS | AVG | TD | LG | TAC | LS/YDS | DFL | FR | |
| Oregon St. | 2 | 24 | 12.0 | 0 | 14 | 1 | 0/0 | 0 | 0 | |
| Utah* | 1 | 17 | 17.0 | 0 | 17 | 1 | 0/0 | 0 | 0 | |
| Notre Dame | 0 | 0 | 0.0 | 0 | 0 | 1 | 0/0 | 0 | 0 | |
| Arizona St.* | 2 | 23 | 11.5 | 0 | 15 | 1 | 0/0 | 0 | 0 | |
| Arizona* | 3 | 59 | 19.7 | 0 | 21 | 1 | 0/0 | 1# | 0 | |
| Colorado* | 4 | 59 | 14.8 | 1 | 32 | 0 | 0/0 | 0 | 0 | |
| UCLA | 1 | 7 | 7.0 | 0 | 7 | 0 | 0/0 | 0 | 0 | |
| Stanford(P12)* | 7 | 146 | 20.9 | 1 | 54 | 0 | 0/0 | 0 | 0 | |
| Ohio St. (CB)* | 3 | 69 | 23.0 | 0 | 32 | 1 | 0/0 | 0 | 0 | |
| 2017 (So.)... | 23 | 404 | 17.6 | 2 | 54 | 6 | 0/0 | 1# | 0 | |

| | PR | YDS | AVG | TD | LG |
|---------------|----|-----|------|----|----|
| Arizona* | 1 | 17 | 17.0 | 0 | 17 |
| UCLA | 1 | 72 | 72.0 | 1 | 72 |
| 2017 (So.)... | 2 | 89 | 44.5 | 1 | 72 |

| 2016 | | | | | | | | | | |
|---------------|-----|-----|------|----|----|-----|--------|-----|----|--|
| | REC | YDS | AVG | TD | LG | TAC | LS/YDS | DFL | FR | |
| Utah St. | 0 | 0 | 0.0 | 0 | 0 | 0 | 0/0 | 1# | 0 | |
| Utah | 0 | 0 | 0.0 | 0 | 0 | 1 | 0/0 | 0 | 0 | |
| Ariz. St. | 2 | 21 | 10.5 | 0 | 11 | 0 | 0/0 | 0 | 0 | |
| California | 0 | 0 | 0.0 | 0 | 0 | 1 | 0/0 | 0 | 0 | |
| Oregon | 4 | 61 | 15.3 | 0 | 21 | 0 | 0/0 | 0 | 0 | |
| Washington | 0 | 0 | 0.0 | 0 | 0 | 1 | 0/0 | 0 | 0 | |
| UCLA | 0 | 0 | 0.0 | 0 | 0 | 1 | 0/0 | 0 | 0 | |
| Notre Dame | 0 | 0 | 0.0 | 0 | 0 | 2 | 0/0 | 0 | 0 | |
| Penn St. (RB) | 0 | 0 | 0.0 | 0 | 0 | 1 | 0/0 | 0 | 0 | |
| 2016 (Fr.)... | 6 | 82 | 13.7 | 0 | 21 | 7 | 0/0 | 1# | 0 | |

| | PR | YDS | AVG | TD | LG | KOR | YDS | AVG | TD | LG |
|---------------|----|-----|------|----|----|-----|-----|-----|----|----|
| Utah St. | 1 | 35 | 35.0 | 0 | 35 | 0 | 0 | 0.0 | 0 | 0 |
| California | 0 | 0 | 0.0 | 0 | 0 | 2 | 13 | 6.5 | 0 | 12 |
| Oregon | 1 | 28 | 28.0 | 0 | 28 | 0 | 0 | 0.0 | 0 | 0 |
| Penn St. (RB) | 0 | 0 | 0.0 | 0 | 0 | 2 | 18 | 9.0 | 0 | 13 |
| 2016 (Fr.)... | 2 | 63 | 31.5 | 0 | 35 | 4 | 31 | 7.8 | 0 | 13 |



(21) ISAIAH POLA-MAO
Safety
6-4, 205, So.*/Jr.
Phoenix, AZ (Mountain Pointe HS)

2019: Pola-Mao will look to recapture his starting safety role as a sophomore in 2019. He was limited in 2019 spring practice while recuperating from a 2018 shoulder injury.

2018: Pola-Mao, coming off a shoulder injury in 2017, started USC's first 2 games (UNLV, Stanford) at strong safety as a redshirt freshman in 2018, but dislocated his left shoulder in the game's first series at Stanford and had season-ending surgery. Overall in 2018 while starting both games in which he appeared, he had 8 tackles and forced a fumble. He had a team-best 7 tackles and forced a fumble on the game's opening play that USC recovered against UNLV, then had a tackle at Stanford.

2017: Pola-Mao redshirted as a first-year freshman safety in 2017 after having season-ending shoulder surgery in 2017 fall camp.

HIGH SCHOOL: He made **2016 Prep Star All-American, Max Preps All-American first team, Tacoma News Tribune Western 100, Orange County Register Fab 15 second team, USA Today All-Arizona first team and All-East Valley Tribune Defensive Player of the Year** as a senior safety and wide receiver at Mountain Pointe High in Phoenix (Ariz.). In 2016, he had 100 tackles, 10 interceptions (3 for TDs), 18 deflections and 2 forced fumbles on defense and 28 receptions for 646 yards (23.1 avg) with 9 TDs on offense.

As a junior in 2015, he made **USA Today All-Arizona first team** as he had 98 tackles, 4 interceptions, 3 deflections and 1 forced fumble, plus 27 receptions for 435 yards (16.1 avg) with 5 TDs.

As a 2013 sophomore, he made **USA Today All-Arizona first team** as he had 35 tackles, 7 interceptions (2 for TDs) and 1 forced fumble and caught 3 passes for 46 yards (15.3 avg) with 2 TDs.

He also was on Mountain Pointe's basketball and track (placing fourth in the long jump in a personal-best 22-7.25 at the 2016 Division I state championship and also competing in the sprints, hurdles and high jump) teams.



PERSONAL: His father, Tracey, played football at San Diego State (1988-90, 1992, where he was the 1992 team captain and Most Inspirational Player) and with the Arena League's Arizona Rattlers (1994-96). His uncle is former USC 2-time All-American safety Troy Polamalu (1999-2002), who played with the Pittsburgh Steelers (2003-14, winning 2 Super Bowls and making 8 Pro Bowls). His great uncle is former USC fullback (1982-85) and assistant coach (2000-03, 2010-12) Kennedy Polamalu, now an assistant with the Minnesota Vikings.

| | TAC | LS/YDS | DFL | FR |
|---------------|-----|--------|-----|----|
| 2018 (Fr.)... | 8 | 0/0 | 0 | 0 |

GAME-BY-GAME WITH ISAIAH POLA-MAO

2018

| | TAC | LS/YDS | DFL | FR |
|---------------|-----|--------|-----|----|
| UNLV* | 7 | 0/0 | 0 | 0 |
| Stanford* | 1 | 0/0 | 0 | 0 |
| 2018 (Fr.)... | 8 | 0/0 | 0 | 0 |



(28) C.J. POLLARD
Safety
6-1, 195, Jr./Sr.
Carson, CA (Serra HS)

CAREER: He has 16 tackles, including 2.5 for losses (with 0.5 sack), and a deflection in his career. He has appeared in 15 games in his career, with 1 start.

2019: Pollard will look to be a key contributor at safety as a junior in 2019. He had surgery on his foot prior to 2019 spring practice and missed spring drills.

2018: Pollard saw playing time in 11 games (all but Notre Dame, which he sat out) at safety and on special teams as a sophomore in 2018. He started at strong safety at Texas. Overall in 2018, he had 12 tackles, including 1.5 for losses of 6 yards (with 0.5 sack for minus 5 yards), and a deflection. He had a tackle and deflection against UNLV, 2 tackles (1 for a loss) at Stanford, 4 tackles at Texas, then 1 tackle against Colorado, Utah, Arizona State, Oregon State (with 0.5 sack) and UCLA.

2017: Pollard saw action in 4 games (Western Michigan, California, Oregon State, Arizona State) as a backup safety as a redshirt freshman in 2017. Overall in 2017, he had 4 tackles, including 1 for a loss of 10 yards. He had a tackle for a loss against California and 1 tackle against Western Michigan, Oregon State and Arizona State.

2016: Pollard, who enrolled at USC in the spring of 2016 after graduating a semester early from high school, redshirted as a first-year freshman safety in 2016.

HIGH SCHOOL: He made 2015 Prep Star All-American, Tacoma News Tribune Western 100, USA Today All-California second team, Cal-Hi Sports All-State second team, All-CIF Pac 5 Division, South Bay Daily Breeze All-South Bay first team and All-Mission League first team as a senior defensive back and wide receiver at Serra High in Gardena (Calif.). He had 62 tackles, including 2 for losses, and 5 deflections in 2015.

As a junior in 2014, he made 58 tackles (2 for losses) and 3 deflections.

He had 20 tackles as a 2013 sophomore. Current Trojan John Houston Jr., Max Williams and John Jackson III also prepped at Serra.

PERSONAL: He is a communication major at USC. His real first name is Christopher. His father, Marvin, was a cornerback at USC (1988-91) and his mother, Pam, is a USC graduate.

| | TAC | LS/YDS | DFL | FR |
|---------------|-----|--------|-----|----|
| 2017 (Fr.)... | 4 | 1/10 | 0 | 0 |
| 2018 (So.)... | 12 | 1.5/6 | 1 | 0 |
| CAREER..... | 16 | 2.5/16 | 1 | 0 |

GAME-BY-GAME WITH C.J. POLLARD

2018

| | TAC | LS/YDS | DFL | FR |
|---------------|-----|--------|-----|----|
| UNLV | 1 | 0/0 | 1 | 0 |
| Stanford | 2 | 1/1 | 0 | 0 |
| Texas* | 4 | 0/0 | 0 | 0 |
| Colorado | 1 | 0/0 | 0 | 0 |
| Utah | 1 | 0/0 | 0 | 0 |
| Arizona St. | 1 | 0/0 | 0 | 0 |
| Oregon St. | 1 | 0.5/5 | 0 | 0 |
| UCLA | 1 | 0/0 | 0 | 0 |
| 2018 (So.)... | 12 | 1.5/6 | 1 | 0 |

2017

| | TAC | LS/YDS | DFL | FR |
|---------------|-----|--------|-----|----|
| W. Michigan | 1 | 0/0 | 0 | 0 |
| California | 1 | 1/10 | 0 | 0 |
| Oregon St. | 1 | 0/0 | 0 | 0 |
| Arizona St. | 1 | 0/0 | 0 | 0 |
| 2017 (Fr.)... | 4 | 1/10 | 0 | 0 |



(66) GINO QUINONES
Center-Offensive Guard
6-3, 280, Fr./Fr.
Ewa Beach, HI (Saint Louis HS)

2019: Quinones, who enrolled at USC in the spring of 2019 after graduating a semester early from high school, will compete for action at center and offensive guard as a first-year freshman in 2019.

HIGH SCHOOL: He made 2018 PrepStar All-Western Region, Honolulu Star-Advertiser All-State first team and USA Today All-Hawaii second team as a senior defensive lineman at Saint Louis School in Honolulu (Hi.).

He also played basketball at Saint Louis. Current Trojan Jordan Iosefa also prepped at Saint Louis.



(89) CHRISTIAN RECTOR
Defensive Line
6-4, 270, Sr./Sr.
South Pasadena, CA (Loyola HS)

CAREER: In his career, he has 98 tackles, including 20 for losses (with 12 sacks), 3 deflections, 3 fumble recoveries, a forced fumble and a 10-yard kickoff return. He has appeared in 36 games in his career, with 13 starts.

2019: Rector will look to once again make an impact on the defensive line or at outside linebacker as a senior in 2019.

2018: Rector once again made a major impact starting as a junior in 2018, on the defensive line for the first half of the year and then at outside linebacker. He appeared in all 12 games, with 8 starts (at defensive end at Stanford and Texas, then at outside linebacker against Washington State, Utah, Arizona State, California, UCLA and Notre Dame). Overall in 2018, he had 48 tackles, including 9 for losses of 44 yards (with 4.5 sacks for minus 29 yards), plus 2 deflections, a fumble recovery and a forced fumble. He made the 2018 AP All-Pac-12 second team and Pro Football Focus All-Pac-12 second team.

He had 3 tackles at Stanford, 7 tackles (1 for a loss), forced a fumble that he recovered and had a deflection at Texas and had a tackle against both Washington State and Arizona. He had 10 tackles, including a game-best 3.5 for losses (with 2 sack), at Utah while playing outside linebacker for an injured Porter Gustin. He had 3 tackles (0.5 for loss) and a deflection against Arizona State, a game-best 9 tackles, including 3.5 for losses (with 2.5 sacks), at Oregon State, 6 tackles against California, 4 tackles (0.5 for loss) at UCLA and 4 tackles against Notre Dame.

2017: Rector proved to be a force as a sophomore defensive lineman in 2017. Overall in 2017 while appearing in 12 games (he broke his hand in practice prior to the Arizona State game and missed the Arizona State and Arizona games) and starting 5 times (California, Washington State, Oregon State, Utah, Notre Dame) as a hybrid defensive end/outside linebacker, he had 35 tackles, including 11 for losses of 64 yards (with 7.5 sacks for 56 yards), 2 fumble recoveries, 2 forced fumbles and a 10-yard kickoff return. He was named to the 2017 AP Midseason All-American second team. He made 2017 All-Pac-12 second team, CollegeFootballNews.com All-Pac-12 first team, AP All-Pac-12 second team, Athlon All-Pac-12 second team and Phil Steele All-Pac-12 second team.

He had a tackle against Western Michigan and Stanford. Against Texas, he stripped the ball from a Longhorn in the second overtime and USC recovered to set up the game-winning field goal, to go along with an earlier fumble recovery and 6 tackles (2.5 for losses, with 1.5 sacks). He had 2 sacks and a forced fumble at California and 6 tackles (0.5 sack) at Washington State. He had 7 tackles, including 1 for a loss (with 0.5 sack), recovered a fumble and returned a short kickoff 10 yards against Oregon State. He had 6 tackles (with 2 sacks) against Utah, then 2 of his 3 tackles were for losses at Notre Dame. He had 2 tackles (1 for a loss, with a sack) at Colorado, then a tackle against UCLA and Stanford in the Pac-12 Championship Game.

2016: Rector got into the playing rotation at defensive end and played on special teams as a redshirt freshman in 2016. Overall in 2016 while appearing in 12 games (all but Utah), he had 5 tackles and a deflection. He had 1 tackle against Arizona State and Colorado, 2 stops at Arizona, a tackle against Oregon and a deflection at UCLA.

2015: Rector redshirted as a first-year freshman defensive end in 2015.

HIGH SCHOOL: He made 2014 Prep Star All-West Region, Tacoma News Tribune Western 100 and All-Mission League first team as a senior defensive end and tight end at Loyola High in Los Angeles (Calif.). He had 53 tackles, including 9 for losses (with 2 sacks), a fumble recovery and 2 forced fumbles in 2014.

As a junior in 2013, he made All-Serra League as he had 6 sacks and 2 deflections.

He also played basketball at Loyola. Current Trojans Jack Webster, Jac Casasante and Jordan McMillan also prepped at Loyola.

PERSONAL: He is a political economy and non-governmental organizations major at USC. In the spring of 2019, he interned with the non-profit Weingart Center's General Relief Opportunities For Work Program, helping recently-released prisoners write resumes and apply for jobs. He was born in the British Virgin Islands. His mother, Allison, rowed at USC in the 1980s. His grandfather, Ron Rector, was a member of the 1950 Long Beach City College football team that won the Junior Rose Bowl and the junior college national championship, while his uncle, Morgan Rector, was a defensive end at Harvard (1982-83).

2019 VETERAN BIOGRAPHIES

| | TAC | LS/YDS | DFL | FR | KOR | YDS | AVG | TD | LG |
|---------------|-----|--------|-----|----|-----|-----|------|----|----|
| 2016 (Fr.)... | 5 | 0/0 | 1 | 0 | 0 | 0 | 0.0 | 0 | 0 |
| 2017 (So.)... | 35 | 11/64 | 0 | 2 | 1 | 10 | 10.0 | 0 | 10 |
| 2018 (Jr.)... | 48 | 9/44 | 2 | 1 | 0 | 0 | 0.0 | 0 | 0 |
| CAREER..... | 98 | 20/108 | 3 | 3 | 1 | 10 | 10.0 | 0 | 10 |

GAME-BY-GAME WITH CHRISTIAN RECTOR

2018

| | TAC | LS/YDS | DFL | FR |
|---------------|-----|--------|-----|----|
| Stanford* | 3 | 0/0 | 0 | 0 |
| Texas* | 7 | 1/2 | 1 | 1 |
| Wash. St.* | 1 | 0/0 | 0 | 0 |
| Arizona* | 1 | 0/0 | 0 | 0 |
| Utah* | 10 | 3.5/16 | 0 | 0 |
| Arizona St.* | 3 | 0.5/1 | 1 | 0 |
| Oregon St.* | 9 | 3.5/24 | 0 | 0 |
| California* | 6 | 0/0 | 0 | 0 |
| UCLA* | 4 | 0/0 | 0 | 0 |
| Notre Dame* | 4 | 0.5/1 | 0 | 0 |
| 2018 (Jr.)... | 48 | 9/44 | 2 | 1 |

2017

| | TAC | LS/YDS | DFL | FR | KOR | YDS | AVG | TD | LG |
|---------------|-----|--------|-----|----|-----|-----|------|----|----|
| W. Michigan | 1 | 0/0 | 0 | 0 | 0 | 0 | 0.0 | 0 | 0 |
| Stanford | 1 | 0/0 | 0 | 0 | 0 | 0 | 0.0 | 0 | 0 |
| Texas | 6 | 2.5/17 | 0 | 1 | 0 | 0 | 0.0 | 0 | 0 |
| California* | 2 | 2/15 | 0 | 0 | 0 | 0 | 0.0 | 0 | 0 |
| Wash. St.* | 6 | 0.5/2 | 0 | 0 | 0 | 0 | 0.0 | 0 | 0 |
| Oregon St.* | 7 | 1/7 | 0 | 1 | 1 | 10 | 10.0 | 0 | 10 |
| Utah* | 6 | 2/13 | 0 | 0 | 0 | 0 | 0.0 | 0 | 0 |
| Notre Dame* | 3 | 2/3 | 0 | 0 | 0 | 0 | 0.0 | 0 | 0 |
| Colorado | 1 | 1/7 | 0 | 0 | 0 | 0 | 0.0 | 0 | 0 |
| UCLA | 1 | 0/0 | 0 | 0 | 0 | 0 | 0.0 | 0 | 0 |
| Stanford[P12] | 1 | 0/0 | 0 | 0 | 0 | 0 | 0.0 | 0 | 0 |
| 2017 (So.)... | 35 | 11/64 | 0 | 2 | 1 | 10 | 10.0 | 0 | 10 |

*Starter

2016

| | TAC | LS/YDS | DFL | FR |
|---------------|-----|--------|-----|----|
| Arizona St. | 1 | 0/0 | 0 | 0 |
| Colorado | 1 | 0/0 | 0 | 0 |
| Arizona | 2 | 0/0 | 0 | 0 |
| Oregon | 1 | 0/0 | 0 | 0 |
| UCLA | 0 | 0/0 | 1 | 0 |
| 2016 (Fr.)... | 5 | 0/0 | 1 | 0 |



(51) BERNARD SCHIRMER
Offensive Tackle
6-6, 290, Jr./Sr.
**Long Beach, CA (Lakewood HS/
 Mt. San Antonio JC)**

2019: Schirmer will work to get into the mix at offensive tackle as a junior in 2019. He missed 2019 spring drills due to a personal reason.

2018: Schirmer, who previously played at a junior college, saw brief action in 3 games (UNLV, Washington State, Arizona State) on special team as a sophomore offensive tackle in 2018.

JUNIOR COLLEGE: He played offensive tackle at Mt. San Antonio Junior College in Walnut (Calif.) as a 2016 freshman. He did not play football in 2015 or 2017.

HIGH SCHOOL: He prepped at Lakewood (Calif.) High, where he was a senior offensive lineman in 2014.

PERSONAL: He is a sociology major at USC. His nickname is "Beeno." His sister, Brooklyn, is a sophomore outside hitter on the USC women's volleyball team, his cousin, Vavae Malepeai, is a junior tailback for the USC football team and another cousin, Blake Sabol, is a junior catcher for USC's baseball team. His uncle, Titus Tuiasosopo, played offensive guard for the USC football team (1990-92), another uncle, Matt Toeaina, played defensive tackle at Oregon (2003-06) and for the NFL's Cincinnati Bengals (2007) and Chicago Bears (2007-12).



(18) RAYMOND SCOTT
Safety-Cornerback
6-2, 225, So./So.
Harbor City, CA (Narbonne HS)

2019: Scott will compete for playing time at nickel back as a sophomore in 2019. He was switched from inside linebacker during 2019 spring drills.

2018: Scott, who enrolled at USC in the spring of 2018 after graduating a semester early from high school, saw action in 9 games (all but Colorado,

Arizona State, California) at inside linebacker and on special teams as a first-year freshman in 2018. Overall in 2018, he had 1 tackle (against Washington State). He broke his finger against Arizona and missed the Colorado and Arizona State games.

HIGH SCHOOL: He was a 4-year starting linebacker at Narbonne High in Harbor City (Calif.), playing outside linebacker as a 2017 senior and inside linebacker before that. In 2017, he made **PrepStar Dream Team, All-L.A. City first team and South Bay Daily Breeze All-South Bay first team** while

recording 94 tackles, including 15 for losses, plus 3 deflections, 1 fumble recovery, 1 forced fumble and 1 blocked punt as Narbonne won the L.A. City Open Division championship and the California Division I-A Bowl.

As a 2016 junior, he made **Max Preps Junior All-American second team, Cal-Hi Sports All-State Junior first team, USA Today All-California second team, All-L.A. City first team, South Bay Daily Breeze All-South Bay first team and All-Marine League first team** while getting 100 tackles, with 7 for losses, plus 3 forced fumbles, 2 fumble recoveries and 3 deflections as Narbonne won the L.A. City Division I title.

As a 2015 sophomore, he made **Max Preps Sophomore All-American first team and South Bay Daily Breeze All-South Bay second team** while getting 140 tackles, with 6 sacks, plus 4 deflections, 1 interception and 1 forced fumble as Narbonne won the L.A. City Division I crown and the California Division I-A Bowl.

PERSONAL: He is a communication major at USC.

| | TAC | LS/YDS | DFL | FR |
|---------------|-----|--------|-----|----|
| 2018 (Fr.)... | 1 | 0/0 | 0 | 0 |

GAME-BY-GAME WITH RAYMOND SCOTT

2018

| | TAC | LS/YDS | DFL | FR |
|---------------|-----|--------|-----|----|
| Wash. St. | 1 | 0/0 | 0 | 0 |
| 2018 (Fr.)... | 1 | 0/0 | 0 | 0 |



(4) TREVOR SCULLY
Quarterback
5-11, 170, Fr./So.
La Jolla, CA (La Jolla HS)

2019: Scully will serve as a backup quarterback as a walk-on redshirt freshman in 2019.

2018: Scully redshirted as a reserve quarterback as a first-year freshman walk-on in 2018.

HIGH SCHOOL: He made **2017 All-City Conference first team, National Football Foundation Scholar-Leader-Athlete and San Diego Tribune All-Academic Team** as a senior quarterback at La Jolla (Calif.) High. In 2017 at La Jolla, he completed 178-of-345 passes (51.6%) for 2,595 yards and 30 TDs and ran for 435 yards on 134 carries (3.2 avg) with 8 TDs.

As a 2016 junior at Mission Bay High in San Diego (Calif.), he made the **San Diego Tribune All-Academic Team**.

As a 2015 sophomore at La Jolla, he completed 4-of-7 passes (57.1%) for 11 yards and a touchdown and ran for 11 yards on 3 carries (3.7 avg).

PERSONAL: He is a business administration major at USC.



(10) JACK SEARS
Quarterback
6-3, 210, So./Jr.
San Clemente, CA (San Clemente HS)

2019: Sears will compete for playing time at quarterback as a sophomore in 2019.

2018: Sears served as USC's No. 3 quarterback as a redshirt freshman in 2018, but he had an opportunity to show his skills in the 1 game in which he appeared. With starter JT Daniels out with a

concussion and his replacement, Matt Fink, out with broken ribs, Sears saw his first career action when he started against Arizona State and completed 71.4% of his passes (20-of-28) for 235 yards and 2 TDs (6 and 48 yards) and he also gained 10 yards on 10 carries (1.0 avg).

2017: Sears, who enrolled at USC in the spring of 2017 after graduating a semester early from high school, did not see action as a backup quarterback as a first-year freshman in 2017.

HIGH SCHOOL: He made **2016 Prep Star All-American Dream Team, Tacoma News Tribune Western 100, Orange County Register Fab 15 second team, Cal-Hi Sports All-State first team, USA Today All-California second team, All-CIF Division 2 Offensive Player of the Year, Orange County Register All-Orange County first team and All-South Coast League Offensive Player of the Year** as a senior quarterback at San Clemente (Calif.) High. In 2016, he completed 223-of-338 passes (66.0%) for 2,602 yards with 37 TDs and 6 interceptions and ran for 1,135 yards on 171 carries (6.6 avg) with 9 TDs, plus he had an interception on defense. San Clemente won the 2016 CIF State 1-A championship and CIF Southern Section Division 2 title.

As a 2015 junior, he made **Cal-Hi Sports All-State Junior second team, All-CIF Southwest Division first team and All-Sea View League Offensive MVP** as he completed 193-of-270 passes (71.5%) for 2,697 yards with 37 TDs and 2 interceptions and he ran for 862 yards on 112 attempts (7.7 avg) with 9 TDs, plus he caught a TD.

As a 2014 sophomore mainly playing wide receiver while also backing up quarterback Sam Darnold, he completed 18-of-34 passes (52.9%) for 215 yards, had 26 carries for 289 yards (11.1 avg) with 3 TDs and had 12 receptions for 178 yards (14.8 avg) with 3 TDs.

He attended Cathedral Catholic High in San Diego as a 2013 freshman. Current Trojan Chris Caulk also prepped at Cathedral.

PERSONAL: He is a business administration major at USC with a 3.48 GPA. He spent a year (2012-13) living in Australia.

| | PA | PC | PI | PCT | YDS | TD | LG | TCB | YDS | AVG | TD | LG |
|---------------|----|----|----|------|-----|----|----|-----|-----|-----|----|----|
| 2018 (Fr.)... | 28 | 20 | 0 | .714 | 235 | 2 | 48 | 10 | 10 | 1.0 | 0 | 22 |



GAME-BY-GAME WITH JACK SEARS

2018

| | PA | PC | PI | PCT | YDS | TD | LG | TCB | YDS | AVG | TD | LG |
|---------------|----|----|----|------|-----|----|----|-----|-----|-----|----|----|
| Arizona St. | 28 | 20 | 0 | .714 | 235 | 2 | 48 | 10 | 10 | 1.0 | 0 | 22 |
| 2018 (Fr.)... | 28 | 20 | 0 | .714 | 235 | 2 | 48 | 10 | 10 | 1.0 | 0 | 22 |



(9) KEDON SLOVIS
Quarterback
6-2, 200, Fr./Fr.
Scottsdale, AZ (Desert Mountain HS)

2019: Slovis, who enrolled at USC in the spring of 2019 after graduating a semester early from high school, will look to get into the mix at quarterback as a first-year freshman in 2019.

HIGH SCHOOL: He made 2018 PrepStar All-Western Region, USA Today All-Arizona honorable mention and Sports360AZ All-Academic honorable mention as a senior quarterback at Desert Mountain High in Scottsdale (Ariz.). He completed 183-of-294 passes (62.2%) for 2,542 yards with 18 TDs and 6 interceptions in 2018.

As a junior in 2017, he made USA Today All-Arizona honorable mention as he completed 251-of-392 passes (64.0%) for 2,987 yards and 32 TDs with 5 interceptions. His quarterbacks coach at Desert Mountain was NFL Hall of Famer Kurt Warner.

PERSONAL: He is majoring in business administration at USC with a 3.42 GPA.



(38) ALEX STADTHAUS
Placekicker
6-2, 200, So./So.
Austin, TX (Vandergrift HS)

2019: Stadthaus figures to once again handle the kickoff job as a sophomore in 2019.

2018: Stadthaus handled the kickoff duties as a first-year freshman walk-on placekicker in 2018. Overall in 2018, he had 61 kickoffs, with 41 touchbacks (67.2%) and 6 pinning opponents within the 20-yard

line (and only 1 kick out of bounds). His 64.3 yards per kickoff ranked 11th nationally. He also had a tackle (against California).

He kicked off 10 times against UNLV and had 7 touchbacks (and another pinned the Rebels within the 20). Both of his kickoffs pinned Stanford within the 20. He had touchbacks on 2 of his 3 kickoffs at Texas. He had touchbacks on 4 of his 6 kickoffs against Washington State (pinning the Cougars within the 20 once). He had 4 touchbacks on his 5 kickoffs at Arizona (and pinned the Wildcats within the 20 on the other kickoff). He had touchbacks on 4 of his 6 kickoffs against Colorado. He had touchbacks on 3 of his 4 kickoffs at Utah. He had touchbacks on 4 of his 5 kickoffs against Arizona State. He had touchbacks on 7 of his kickoffs at Oregon State. He kicked off 4 times against California and made a tackle. All 6 of his kickoffs at UCLA were touchbacks. He had touchbacks on all 3 of his kickoffs against Notre Dame.

HIGH SCHOOL: He made 2017 All-State Class 6A honorable mention and All-District 25-6A first team as a senior placekicker and punter at Vandegrift High in Leander (Tex.). In 2017, he made 8-of-11 field goals (with a long of 41 yards) and 50-of-51 PATs, had 50 touchbacks on 72 kickoffs and averaged 40.2 yards on 40 punts (with 11 pinning opponents inside the 20 and a long of 65 yards).

As a 2016 junior, he hit 4-of-8 field goals and both of his PAT tries.

He also played basketball and soccer at Vandegrift.

PERSONAL: He is a geological sciences major at USC. He started kicking after winning a halftime fan field goal kicking contest as a high school sophomore (nailing a 60-yarder).

| | TAC | LS/YDS | DFL | FR |
|---------------|-----|--------|-----|----|
| 2018 (Fr.)... | 1 | 0/0 | 0 | 0 |

| | KICKOFFS | WITHIN 20 (TOUCHBACKS) |
|-----------------|----------|------------------------|
| UNLV* | 10 | 1 [7] |
| Stanford* | 2 | 2 [0] |
| Texas* | 3 | 0 [2] |
| Wash. St.* | 6 | 1 [4] |
| Arizona* | 5 | 1 [4] |
| Colorado* | 6 | 0 [4] |
| Utah* | 4 | 0 [3] |
| Arizona St.* | 5 | 0 [4] |
| Oregon St.* | 7 | 0 [4] |
| California* | 4 | 1 [0] |
| UCLA* | 6 | 0 [6] |
| Notre Dame* | 3 | 0 [3] |
| 2018 (Fr.)..... | 61 | 6 [41] |

*Starter



(8) AMON-RA ST. BROWN
Wide Receiver
6-1, 195, So./So.
Anaheim Hills, CA (Mater Dei HS)

2019: St. Brown returns as one of the nation's most exciting young wide receivers as a sophomore in 2019.

2018: St. Brown made quite an impact as a first-year freshman wide receiver in 2018. Overall in 2018 while appearing in all 12 games and starting 5 times (Washington State, Oregon State, California, UCLA, Notre Dame), he had a team-best 60 receptions for 750 yards (12.5 avg) with 3 TDs and also had 2 rushes for 9 yards (4.5 avg), a 9-yard punt return and a tackle. He was just the fourth USC true freshman to lead the Trojans in season receptions (along with WRs Mike Williams in 2002, Dwayne Jarrett in 2004 and Robert Woods in 2010). He made 2018 Pac-12 Freshman Offensive Player of the Year honorable mention. He shared USC's John McKay Award. He was named to the 2018 ESPN Freshman Midseason All-American first team and 247Sports.com True Freshman Midseason All-American first team.

He had 7 receptions for 98 yards (both game bests) with a 43-yard TD along with a 12-yard run, a 9-yard punt return and a tackle against UNLV (no Trojan ever had more catches in their freshman debut). He then had 2 receptions for 39 yards at Stanford. He caught 9 passes for 167 yards (both game highs, as well as the most receiving yards by a USC true freshman since Marqise Lee's 224 against UCLA in 2011) at Texas. He had 2 receptions for 38 yards with a 30-yard score against Washington State. He had a game-high 5 catches for 54 yards at Arizona, then 4 receptions for 31 yards against Colorado. He had 4 grabs for 39 yards against Arizona State, then had 5 catches for 39 yards at Oregon State. He had 6 receptions for 53 yards against California, 6 catches for 98 yards with a 44-yard TD at UCLA and 10 grabs for 94 yards against Notre Dame.

HIGH SCHOOL: He made 2017 USA Today All-USA first team, PrepStar Dream Team, Max Preps All-American first team, Orange County Register Fab 15 first team, Tacoma News Tribune Western 100, USA Today All-California first team, Cal-Hi Sports All-State first team, All-CIF Division 1, Los Angeles Times All-Area, Orange County Register All-Orange County first team and All-Trinity League MVP as a senior wide receiver at Mater Dei High in Santa Ana (Calif.). In 2017 despite missing some early-season games with a hand injury, he had 72 receptions for 1,320 yards (18.3 avg) with 20 TDs, plus he returned 12 punts for 238 yards (19.8 avg) with 2 TDs and had an 11-yard kickoff return. Mater Dei went 15-0 in 2017, won the California CIF Division 1 title and the California State Open Division crown and was named the prep national champions.

As a 2016 junior, he made Max Preps Junior All-American, USA Today All-California first team, Max Preps All-State Large Schools first team, Cal-Hi Sports All-State second team, Cal-Hi Sports All-State Junior first team, All-CIF Division 1, Los Angeles Times All-Area first team, Orange County Register All-Orange County first team and All-Trinity League first team as he caught 60 passes for 1,229 yards (20.5 avg) with 21 TDs and had 16 punt returns for 260 yards (16.3 avg) with 1 TD. Mater Dei went 13-1 in 2016 and was the CIF Division 1 runnerup.

As a 2015 sophomore, he made Cal-Hi Sports All-State Sophomore second team as he had 22 receptions for 373 yards (17.0 avg) with 3 TDs and he returned 11 kickoffs for 335 yards (30.5 avg). His 44 career TD catches is an Orange County record. Current Trojans Frank Martin II, Chase McGrath, JT Daniels, Solomon Tuliaupupu, John Jackson III, Bru McCoy and Clyde Moore also prepped at Mater Dei.

He spent his 2014 freshman season at Servite High in Anaheim (Calif.). Current Trojans Clayton Bradley also prepped at Servite, Kyle Ford and Ethan Rae.

PERSONAL: He is a business administration major at USC with a 3.21 GPA. He is fluent in German (his mother, Miriam, is from Germany) and French (he lived in Paris as a fourth grader). His father, John Brown, was a bodybuilder who won 2 Mr. Universe and 3 Mr. World titles in the 1980s. His full name is Amon-Ra Julian Heru J. St. Brown (he was named after the Egyptian sun god Amon-Ra and sky god Heru). His brother, Equanimeous, was a wide receiver at Notre Dame (2015-17) who in his 3 meetings against USC blocked a punt that was returned for a TD in 2015, caught a TD pass among his 7 receptions in 2016 and caught another TD in 2017 (he now is with the Green Bay Packers), while his brother, Osiris, is a sophomore wide receiver at Stanford.

| | REC | YDS | AVG | TD | LG | TCB | YDS | AVG | TD | LG |
|---------------|-----|-----|------|----|----|-----|-----|-----|----|----|
| 2018 (Fr.)... | 60 | 750 | 12.5 | 3 | 53 | 2 | 9 | 4.5 | 0 | 12 |

| | PR | YDS | AVG | TD | LG | TAC | LS/YDS | DFL | FR |
|---------------|----|-----|-----|----|----|-----|--------|-----|----|
| 2018 (Fr.)... | 1 | 9 | 9.0 | 0 | 9 | 1 | 0/0 | 0 | 0 |

GAME-BY-GAME WITH AMON-RA ST. BROWN

2018


| | REC | YDS | AVG | TD | LG | TCB | YDS | AVG | TD | LG |
|---------------|-----|-----|------|----|----|-----|-----|------|----|----|
| UNLV | 7 | 98 | 14.0 | 1 | 43 | 1 | 12 | 12.0 | 0 | 12 |
| Stanford | 2 | 39 | 19.5 | 0 | 28 | 0 | 0 | 0.0 | 0 | 0 |
| Texas | 9 | 167 | 18.6 | 0 | 53 | 1 | -3 | -3.0 | 0 | -3 |
| Wash. St.* | 2 | 38 | 19.0 | 1 | 30 | 0 | 0 | 0.0 | 0 | 0 |
| Arizona | 5 | 54 | 10.8 | 0 | 20 | 0 | 0 | 0.0 | 0 | 0 |
| Colorado | 4 | 31 | 7.8 | 0 | 9 | 0 | 0 | 0.0 | 0 | 0 |
| Arizona St. | 4 | 39 | 9.8 | 0 | 18 | 0 | 0 | 0.0 | 0 | 0 |
| Oregon St.* | 5 | 39 | 7.8 | 0 | 13 | 0 | 0 | 0.0 | 0 | 0 |
| California* | 6 | 53 | 8.8 | 0 | 16 | 0 | 0 | 0.0 | 0 | 0 |
| UCLA* | 6 | 98 | 16.3 | 1 | 44 | 0 | 0 | 0.0 | 0 | 0 |
| Notre Dame* | 10 | 94 | 9.4 | 0 | 23 | 0 | 0 | 0.0 | 0 | 0 |
| 2018 (Fr.)... | 60 | 750 | 12.5 | 3 | 53 | 2 | 9 | 4.5 | 0 | 12 |

*Starter



2019 VETERAN BIOGRAPHIES

| | PR | YDS | AVG | TD | LG | TAC | LS/YDS | DFL | FR |
|---------------|----|-----|-----|----|----|-----|--------|-----|----|
| UNLV | 1 | 9 | 9.0 | 0 | 9 | 1 | 0/0 | 0 | 0 |
| 2018 (Fr.)... | 1 | 9 | 9.0 | 0 | 9 | 1 | 0/0 | 0 | 0 |



(30) MARKESE STEPP
Tailback
6-0, 235, Fr./So.
Indianapolis, IN (Cathedral HS)

2019: Stepp will battle for key playing time at tailback as a redshirt freshman in 2019.

2018: Stepp saw action in 4 games (Colorado, Arizona State, California, Notre Dame) at tailback and on special teams as a first-year freshman in 2018, allowing him to redshirt. Overall in 2018, he ran for 33 yards on 7 carries (4.7 avg), caught a 7-yard pass and had a tackle. He suffered a concussion in 2018 fall camp, which sidelined him for the UNLV game. He had 10 yards on 2 carries against Colorado, had a tackle against Arizona State and ran for 23 yards on 5 carries and had a 7-yard reception against Notre Dame.

HIGH SCHOOL: He made **2017 PrepStar All-American, Indianapolis Star All-Central Indiana Super Team and Indianapolis Star All-City** as a senior running back at Cathedral High in Indianapolis (Ind.). In 2017, he ran for 975 yards on 124 carries (7.9 avg) with 17 TDs and had 4 receptions for 24 yards (6.0 avg) despite missing 3 games with an injury.

He missed most of his 2016 junior season with a hamstring injury that occurred on his first carry of the season.

As a 2015 sophomore, he ran for 888 yards on 104 carries (8.5 avg) with 12 TDs and caught 3 passes for 32 yards (10.7 avg).

PERSONAL: He is a communication major at USC. His father, Marcus Stepp, played football at Miami (Ohio) in 1994 and 1995. His brother, Marcus Jr., was an outside linebacker at Saint Francis (2015-18), which won the 2016 and 2017 NAAIA national championships.

| | TCB | YDS | AVG | TD | LG | REC | YDS | AVG | TD | LG |
|---------------|-----|-----|-----|----|----|-----|-----|-----|----|----|
| 2018 (Fr.)... | 7 | 33 | 4.7 | 0 | 9 | 1 | 7 | 7.0 | 0 | 7 |

| | TAC | LS/YDS | DFL | FR |
|---------------|-----|--------|-----|----|
| 2018 (Fr.)... | 1 | 0/0 | 0 | 0 |

GAME-BY-GAME WITH MARKESE STEPP

2018

| | TCB | YDS | AVG | TD | LG | REC | YDS | AVG | TD | LG |
|---------------|-----|-----|-----|----|----|-----|-----|-----|----|----|
| Colorado | 2 | 10 | 5.0 | 0 | 7 | 0 | 0 | 0.0 | 0 | 0 |
| Notre Dame | 5 | 23 | 4.6 | 0 | 9 | 1 | 7 | 7.0 | 0 | 7 |
| 2018 (Fr.)... | 7 | 33 | 4.7 | 0 | 9 | 1 | 7 | 7.0 | 0 | 7 |

| | TAC | LS/YDS | DFL | FR |
|---------------|-----|--------|-----|----|
| Arizona St. | 1 | 0/0 | 0 | 0 |
| 2018 (Fr.)... | 1 | 0/0 | 0 | 0 |



(47) STANLEY TA'UFO'OU
Defensive Line
6-3, 270, Fr./Fr.
Simi Valley, CA (Grace Brethern HS)

2019: Ta'ufo'ou, who enrolled at USC in the spring of 2019 after graduating a semester early from high school, will compete for action at defensive line as a first-year freshman in 2019.

HIGH SCHOOL: He made **2018 PrepStar All-Western Region, Cal-Hi Sports All-State second team, All-CIF Division 4 Defensive Player of the Year, Los Angeles Daily News All-Area first team and All-Camino League Defensive Lineman of the Year** as a senior linebacker and running back at Grace Brethern High in Simi Valley (Calif.). In 2018, he had 97 tackles, including 17 for losses (with 9.5 sacks), 6 forced fumbles, a fumble recovery and a deflection on defense, ran for 166 yards on 24 carries (11.1 avg) with 2 TD and had a 12-yard reception on offense and had a 16-yard kickoff return. Grace Brethern won the 2018 state 2AA and CIF Division 4 titles.

As a junior in 2017, he made **Cal-Hi Sports All-State Medium Schools first team, Cal-Hi Sports Juniors third team, All-CIF Division 8 Player of the Year and All-Tri-Valley first team** as he had 89 tackles, including 10 sacks, plus an interception for a TD, 3 fumble recoveries, a forced fumble and a deflection on defense and ran for 35 yards on 10 carries (3.5 avg) and caught 2 passes for 33 yards (16.5 avg) on offense. Grace Brethern was the 2017 CIF Division 4 champion and state Division 2AA runner-up.

As a 2016 sophomore, he made **All-Tri-Valley first team** as he had 39 tackles, including 6.5 sacks, and a deflection, plus 67 yards on 3 carries (22.3 avg) with a TD and caught an 8-yard pass.

As a 2015 freshman, he had 39 tackles, including 7 sacks, 2 forced fumbles and a fumble recovery, plus 25 yards on 4 carries (2.5 avg).



(6) ISAAC TAYLOR-STUART
Cornerback
6-2, 205, Fr./So.
San Diego, CA (Helix HS)

2019: Taylor-Stuart will battle for a starting job at cornerback as a redshirt freshman in 2019.

2018: Taylor-Stuart saw brief action in 4 games (UNLV, Stanford, Texas, Washington State) at cornerback and on special teams as a first-year freshman in 2018 and was able to redshirt. He suffered an ankle sprain prior to the Colorado game and was sidelined the rest of the season.

HIGH SCHOOL: He made **2017 USA Today All-USA first team, Prep Star Dream Team, Max Preps All-American second team, Orange County Register Fab 15 first team, Tacoma News Tribune Western 100, USA Today All-California first team, Cal-Hi Sports All-State second team and All-CIF San Diego first team** as a senior defensive back, running back and wide receiver at Helix High in La Mesa (Calif.). In 2017, he had 77 tackles, 6 interceptions, 12 deflections and 2 fumble recoveries (1 for a TD) on defense, 422 yards on 37 carries (11.4 avg) with 8 TDs plus 15 receptions for 212 yards (14.4 avg) with 2 TDs on offense and 4 kickoff returns for 65 yards (16.3 avg).

He spent his first 3 years of high school at St. Augustine High in San Diego (Calif.). As a 2016 junior, he made **Cal-Hi Sports All-State Junior first team and All-CIF San Diego first team** as he had 41 tackles (2 for losses, with a sack), 5 deflections and an interception on defense, 9 receptions for 109 yards (8.4 avg) with 1 TD and 645 yards on 69 carries (9.3 avg) with 7 TDs on offense and 10 kickoff returns for 361 yards (36.1 avg) with 1 TD.

As a 2015 sophomore, he had 56 tackles (3 for losses), 3 interceptions, 13 deflections, 1 fumble recovery and 1 blocked field goal along with a 10-yard kickoff return.

As a 2014 freshman, he had 37 tackles, 3 interceptions and 8 deflections. He also was on St. Augustine's track team, posting bests of 11.38 in the 100 meters, 22.43 in the 200 meters, 23-4.5 in the long jump and 45-7 in the triple jump.

PERSONAL: He is a communication major at USC.



(96) CALEB TREMBLAY
Defensive Line
6-5, 270, Jr./Sr.
Napa, CA (Vintage HS/American River CC)

2019: Tremblay will compete to get into the mix on the defensive line as a junior in 2019. He missed some of 2019 spring drills while recovering from a 2018 knee injury.

2018: Tremblay, who transferred to USC in the spring of 2018 from a junior college, saw action in USC's first 3 games on the defensive line as a junior in 2018 before a knee sprain sidelined him the rest of the season, allowing him to redshirt. Overall in 2018, he made 2 tackles (1 each against UNLV and Stanford).

JUNIOR COLLEGE: He made **2017 PrepStar All-Western Region, JC Athletic Bureau All-California Region I first team and All-National Nor Cal Conference** as a sophomore defensive tackle at American River Community College in Sacramento (Calif.). In 2017, he had 44 tackles, including 9.5 for losses (with 4.5 sacks), 2 forced fumbles and 1 deflection.

As a 2016 freshman, he had 30 tackles, including 6.5 for losses (with 3 sacks), a forced fumble and a fumble recovery.

He took a year off from school in 2014 and was a part-time student at American River in 2015 after injuring his knee.

HIGH SCHOOL: He made **2013 All-Monticello Empire League first team as a senior defensive lineman and second team as a tight end** at Vintage High in Napa (Calif.). In 2013, he had 48 tackles, including 3 for losses (with 2 sacks), and 3 deflections on defense and 2 receptions for 30 yards (15.0 avg) with 1 TD on offense.

As a 2012 junior, he made **All-Monticello Empire League first team as a linebacker and second team as a tight end** while getting 56 tackles, with 3.5 sacks, and 1 fumble recovery on defense.

He also played basketball at Vintage, averaging 4.9 points and 5.2 rebounds.

PERSONAL: He is a sociology major at USC.

| | TAC | LS/YDS | DFL | FR |
|---------------|-----|--------|-----|----|
| 2018 (Jr.)... | 2 | 0/0 | 0 | 0 |

GAME-BY-GAME WITH CALEB TREMBLAY

2018

| | TAC | LS/YDS | DFL | FR |
|---------------|-----|--------|-----|----|
| UNLV | 1 | 0/0 | 0 | 0 |
| Stanford | 1 | 0/0 | 0 | 0 |
| 2018 (Fr.)... | 2 | 0/0 | 0 | 0 |





(95) TREVOR TROUT
Defensive Line
6-4, 315, Fr.*/So.
Ferguson, MO (Chaminade College Prep)

2019: Trout will battle for playing time at defensive line as a redshirt freshman in 2019. He was limited early in 2019 spring practice because of a back injury before a right bicep injury sidelined him for spring drills.

2018: Trout redshirted as a first-year freshman defensive lineman in 2018.

HIGH SCHOOL: He made **2017 Prep Star Dream Team** as a senior 2-way tackle at Chaminade College Prep in St. Louis (Mo.). He missed part of his 2017 senior season with a hamstring injury.

As a 2016 junior, he made **USA Today All-Missouri second team, All-District first team, All-Metro and All-Metro Catholic Conference** while getting 60 tackles, with 4 sacks.

As a 2015 sophomore, Chaminade played in the State Class 5 championship game.

As a 2014 freshman, he made **Max Preps Freshman All-American second team** while getting 31 tackles, with 1 sack.

He also was on Chaminade's track team (shot put and discus).
PERSONAL: He is a journalism major at USC.



(51) MARLON TUIPULOTU
Defensive Line
6-3, 305, So.*/Jr.
Independence, OR (Central HS)

CAREER: He has 35 tackles, including 5.5 for losses (with 4.5 sacks), in his career. He has appeared in 15 games in his career, starting 11.

2019: Tuipulotu returns as a starting defensive lineman as a sophomore in 2019.

2018: Tuipulotu, who missed most of 2017 with a back injury after a promising start, returned healthy and started at nose tackle as a redshirt freshman in 2018. Overall in 2018 while appearing in all 12 games and starting the last 10 [all but UNLV and Stanford], he had 33 tackles, including 5.5 for losses of 17 yards (with 4.5 sacks for minus 15 yards). He was held out of 2018 spring practice while recovering from that 2017 back injury.

He had 4 tackles against UNLV, 1 tackle (with 0.5 for a loss) at Stanford, a tackle at Texas, 2 tackles against Washington State, 3 tackles at Arizona, a tackle against Colorado, 2 tackles (with a sack) at Utah, 5 tackles against Arizona State, 3 tackles (with 0.5 sack) at Oregon State, 5 tackles (1.5 for losses, including a sack) against California, 3 tackles at UCLA and 2 of his 3 tackles against Notre Dame were sacks.

2017: Tuipulotu, who enrolled at USC in the spring of 2017 after graduating a semester early from high school and had an impressive showing in spring drills, was set to be a big contributor at defensive tackle as a first-year freshman in 2017 before injuries struck. He sprained his left knee against Stanford and missed the Texas game, then suffered a back injury prior to the Washington State game that sidelined him the rest of the season. Because of the early-season injury, he was able to medically redshirt. Overall while appearing in 3 early games (Western Michigan, Stanford and California, even starting versus Stanford), he had 2 tackles [both against Western Michigan].

HIGH SCHOOL: He made **2016 Prep Star All-American, Tacoma News Tribune Western 100, Tacoma News Tribune Northwest Nuggets, Orange County Register Feb 15 second team, USA Today All-Oregon Defensive Player of the Year, All-State Class 5A Defensive Player of the Year and All-Mid-Willamette Conference Defensive Player of the Year** as a senior defensive tackle and offensive tackle at Central High in Independence (Ore.). In 2016, he had 62 tackles, 14 tackles for loss, 6 sacks, 4 fumble recoveries, 2 deflections and 1 blocked field goal.

As a junior in 2015, he made **All-State Class 5A Defensive Player of the Year and All-Mid-Willamette Conference Defensive Player of the Year** while making 78 tackles, 28 tackles for loss, 13 sacks, 2 interceptions and 2 deflections.

As a 2014 sophomore, he made **Max Preps Sophomore All-American second team** while getting 72 tackles, 22 tackles for loss, 12 sacks, 5 fumble recoveries and 1 forced fumble. He had 57 tackles and 1 blocked field goal as a 2013 freshman.

He also wrestled at Central, winning the state Class 5A 285-pound championship as a junior.

PERSONAL: He is a political science major at USC. His cousins are current USC sophomore safety Talanoa Hufanga and former USC (2005-08) defensive tackle Fili Moala, who played in the NFL with the Indianapolis Colts (2009-14).

| | TAC | LS/YDS | DFL | FR |
|---------------|-----|--------|-----|----|
| 2017 (Fr.)... | 2 | 0/0 | 0 | 0 |
| 2018 (Fr.)... | 33 | 5.5/17 | 0 | 0 |
| CAREER..... | 35 | 5.5/17 | 0 | 0 |

GAME-BY-GAME WITH MARLON TUIPULOTU

| 2018 | | | | |
|---------------|-----|--------|-----|----|
| | TAC | LS/YDS | DFL | FR |
| UNLV | 4 | 0/0 | 0 | 0 |
| Stanford | 1 | 0.5/1 | 0 | 0 |
| Texas* | 1 | 0/0 | 0 | 0 |
| Wash. St.* | 2 | 0/0 | 0 | 0 |
| Arizona* | 3 | 0/0 | 0 | 0 |
| Colorado* | 1 | 0/0 | 0 | 0 |
| Utah* | 2 | 1/1 | 0 | 0 |
| Arizona St.* | 5 | 0/0 | 0 | 0 |
| Oregon St.* | 3 | 0.5/4 | 0 | 0 |
| California* | 5 | 1.5/8 | 0 | 0 |
| UCLA* | 3 | 0/0 | 0 | 0 |
| Notre Dame* | 3 | 2/3 | 0 | 0 |
| 2018 (Fr.)... | 33 | 5.5/17 | 0 | 0 |

2017

| | TAC | LS/YDS | DFL | FR |
|---------------|-----|--------|-----|----|
| W. Michigan | 2 | 0/0 | 0 | 0 |
| 2017 (Fr.)... | 2 | 0/0 | 0 | 0 |



(58) SOLOMON TULIAUPUPU
Inside Linebacker
6-3, 230, Fr.*/So.
Santa Ana, CA (Mater Dei HS)

2019: Tuliaupupu will battle for playing time at inside linebacker as a redshirt freshman in 2019.

2018: Tuliaupupu redshirted as a first-year freshman inside linebacker in 2018 while sidelined following pre-season foot surgery. He was slowed in 2019 spring drills while recuperating from the foot

injury.



(78) JAY TUFELE
Defensive Line
6-3, 305, So.*/Jr.
Salt Lake City, UT (Bingham HS)

2019: Tufele, emerging as one of the nation's top defensive linemen, figures to once again make an impact up front as a sophomore in 2019.

2018: Tufele saw significant action on the defensive line as a redshirt freshman in 2018 and made a mark. Overall in 2018 while appearing in all 12 games and starting 5 times (UNLV, Washington State, Utah, Oregon State, California), he had 23 tackles, including 4.5 for losses of 19 yards (with 3 sacks for minus 17 yards), plus a blocked field goal and a fumble recovery for a TD. He made **2018 The Athletic Freshman All-American first team, All-Pac-12 second team, Phil Steele All-Pac-12 second team and Pac-12 Freshman Defensive Player of the Year honorable mention.** He won USC's **Defensive Lineman of the Year Award.**

He had a sack against UNLV and 2 tackles at Stanford. He had 3 tackles and blocked a late potential game-tying field goal against Washington State to earn **Pac-12 Special Teams Player of the Week.** He had 2 tackles at Arizona, 3 tackles (1 for a loss) against Colorado and a tackle and returned a fumble 48 yards for a TD at Utah (making him a **nominee for the 2018 Piesman Trophy** for most impressive play by a lineman). He had 3 tackles (0.5 for loss) against Arizona State, 5 tackles (with 2 sacks) at Oregon State, 2 tackles against California and a tackle against Notre Dame.

2017: Tufele redshirted as a first-year freshman defensive lineman at USC in 2017. He won **USC's Co-Defensive Service Team Player of the Year Award.**

HIGH SCHOOL: He made **2016 Prep Star All-American Dream Team, Tacoma News Tribune Western 100 and Orange County Register Feb 15 first team** as a senior defensive tackle at Bingham High in South Jordan (Utah). He did not see action in 2016 because of a torn ligament in his foot. Bingham won the state 5A title in 2016.

As a junior in 2015, he was **Salt Lake Tribune MVP** while making 57 tackles and 10.5 sacks. As a 2014 sophomore, he made **Max Preps Sophomore All-American first team** while getting 63 tackles and 6 sacks.

He also played rugby.
PERSONAL: He is a sociology major at USC.

| | TAC | LS/YDS | DFL | FR |
|--------------------------------|-----|--------|-----|-----|
| 2018 (Fr.)... | 23 | 4.5/19 | 1# | 1## |
| #Includes 1 blocked field goal | | | | |
| ##Includes 1 for a TD | | | | |

GAME-BY-GAME WITH JAY TUFELE

| 2018 | | | | |
|--------------------------------|-----|--------|-----|-----|
| | TAC | LS/YDS | DFL | FR |
| UNLV* | 1 | 1/6 | 0 | 0 |
| Stanford | 2 | 0/0 | 0 | 0 |
| Wash. St.* | 3 | 0/0 | 1# | 0 |
| Arizona | 2 | 0/0 | 0 | 0 |
| Colorado | 3 | 1/1 | 0 | 1## |
| Utah* | 1 | 0/0 | 0 | 0 |
| Arizona St. | 3 | 0.5/1 | 0 | 0 |
| Oregon St.* | 5 | 2/11 | 0 | 0 |
| California* | 2 | 0/0 | 0 | 0 |
| Notre Dame | 1 | 0/0 | 0 | 0 |
| 2018 (Fr.)... | 23 | 4.5/19 | 1# | 1## |
| #Includes 1 blocked field goal | | | | |
| ##Includes 1 for a TD | | | | |

2019 VETERAN BIOGRAPHIES


HIGH SCHOOL: He won the 2017 High School Butkus Award and made 2017 USA Today All-USA Defensive Player of the Year, PrepStar Dream Team, Max Preps All-American first team, Tacoma News Tribune Western 100, Orange County Register Fab 15 second team, USA Today All-California Defensive Player of the Year, Cal-Hi Sports All-State first team, All-CIF Division 1 Defensive Player of the Year, Orange County Register All-Orange County first team and All-Trinity League first team as a senior inside linebacker at Mater Dei High in Santa Ana (Calif.). In 2017 despite suffering a season-ending foot injury in the playoffs, he had 63 tackles, including 12 for losses (with 4 sacks), a fumble recovery and a forced fumble. Mater Dei went 15-0 in 2017, won the California CIF Division 1 title and the California State Open Division crown and was named the prep national champions. Current Trojans Frank Martin II, Chase McGrath, Amon-Ra St. Brown, JT Daniels, John Jackson III, Bru McCoy and Clyde Moore also prepped at Mater Dei.

He spent his first 3 years of high school at Claremont (Calif.) High. As a 2016 junior, he made Max Preps Junior All-American first team, Max Preps All-State Medium Schools second team, Cal-Hi Sports All-State Junior first team, All-CIF Division 7, Inland Valley Daily Bulletin All-Area and All-Palomares League MVP while getting 126 tackles, including 18 for losses (with 2 sacks), 2 fumble recoveries, 1 forced fumble and a blocked field goal.

As a 2015 sophomore, he made Cal-Hi Sports All-State Sophomore first team while getting 140 tackles, including 6 for losses (with 1 sack), and a deflection.

As a 2014 freshman, he had 70 tackles (1 for a loss), 3 deflections and a fumble recovery for a TD.

PERSONAL: He is a business administration major at USC with a 3.01 GPA. His father, Turnbull, was an offensive lineman at Southern Utah (2000-01). He cut his long hair in 2017 for the first time since the fifth grade as a show of support of cancer victims and survivors. He spent part of his youth in Utah. His full name is Solomon Nokeakua-Stroud Tuliapupu. His nickname is Solo.



(21) TYLER VAUGHNS
Wide Receiver
6-2, 190, Jr./Sr.
Pasadena, CA (Bishop Amat HS)

CAREER: He has 115 receptions for 1,483 yards (12.9 avg) with 11 TDs in his career, along with 20 punt returns for 208 yards (10.4 avg) with 1 TD, 2 tackles and 1-of-1 passing for 36 yards and a TD. He is 23rd on USC's career pass receptions list (115 catches). He has appeared in 26 games in his career, with 21 starts.

2019: The smooth, sure-handed Vaughns returns for his third year starting at wide receiver and also could return punts again as a junior in 2019.

2018: Vaughns, who had an eye-opening debut in 2017, continued to impress as he started for his second season at wide receiver as a sophomore in 2018 and he also was an effective punt returner. Overall in 2018 while appearing in all 12 games and starting 11 (all but Washington State), he had 58 catches for 674 yards (11.6 avg) with 6 TDs, 19 punt returns for 199 yards (10.5 avg) with 1 TD, was 1-of-1 passing for a 36-yard TD and caught a 2-point conversion pass. He was 13th nationally in punt returns (10.5, first in Pac-12). He made 2018 All-Pac-12 honorable mention and Pro Football Focus All-Pac-12 first team (as a punt returner).

He had 3 catches for 37 yards and returned 2 punts for 54 yards against UNLV. He caught a career-best 7 passes for 84 yards (both game highs) and had a 4-yard punt return at Stanford. He had 4 receptions for 36 yards and returned 2 kickoffs for 55 yards at Texas. He had a game-high 7 catches for 64 yards with a 9-yard TD against Washington State (he also had a punt return for no yards and caught a 2-point conversion pass). He had 2 grabs for 23 yards and returned 4 punts for minus 1 yard at Arizona. He had 5 grabs for 86 yards with a 27-yard TD along with 4 punt returns for 20 yards against Colorado. He had 2 catches for 1 yard at Utah. Against Arizona State, he earned Paul Hornung Award Weekly Honor Roll acclaim as he had 4 catches for 72 yards with a 48-yard TD, 2 punt returns for 79 yards with an 82-yard punt return for a TD (it was USC's longest punt return since Nelson Agholor's 93-yarder for a score at California in 2013) and threw a 36-yard TD pass off a lateral to become the first Trojan since at least 1971 with a TD catch, TD pass and punt return TD in a game. He caught 3 passes for 41 yards and returned a punt for minus 1 yard at Oregon State. He had 8 catches for 91 yards with 2 TDs (2 and 23 yards), all game highs, against California. He had a 19-yard reception at UCLA. He had a career-high and game-best 12 catches for 120 yards, with a 20-yard TD, and he returned a punt 22 yards against Notre Dame.

2017: Vaughns emerged as a key wide receiver as a redshirt freshman in 2017. Overall in 2017 while appearing in all 14 games and starting 10 times (all but Western Michigan, Stanford, Texas and California), he had 57 receptions for 809 yards (14.2 avg) with 5 TDs, along with a 9-yard punt return and 2 tackles. He made 2017 All-Pac-12 honorable mention.

He had an 8-yard catch and a tackle against Western Michigan, then had 4 catches for 25 yards against Texas and 3 grabs for 32 yards at California. He had 6 catches for 89 yards at Washington State, 5 catches for 68 yards with a 37-yard TD against Oregon State, 6 receptions for 65 yards versus Utah, 6 receptions for 65 yards at Notre Dame and 6 catches for 126 yards with 2 TDs (42 and 19 yards) at Arizona State. He caught 4 passes for 59 yards, with a 22-yard TD, against Arizona, then had 5 catches for 90 yards and a 9-yard punt return at Colorado, 2 catches for 37 yards against UCLA and 3 catches for 26 yards, with a 19-yard TD, against Stanford in the Pac-12 Championship Game. He had 6 catches for 119 yards and made a tackle against Ohio State in the Cotton Bowl.

2016: Vaughns redshirted as a first-year freshman wide receiver in 2016.

HIGH SCHOOL: He made 2015 Prep Star All-American Dream Team, Orange County Register Fab 15 first team, Tacoma News Tribune Western 100, USA Today All-California first team, Cal-Hi Sports All-State first team, All-CIF Pac 5 Division, Fox Sports West/Prime Ticket All-CIF, Los Angeles Times All-Area first team, San Gabriel Valley Tribune All-Area first team and All-Mission League Co-Player of the Year as a senior wide receiver and

defensive back at Bishop Amat High in La Puente (Calif.). He had 84 receptions for 1,319 yards (15.7 avg) with 13 TDs in 2015, plus 10 carries for 70 yards (7.0 avg) with 2 TDs, 20 punt returns for 188 yards (9.4 avg), 8 kickoff returns for 289 yards (36.1 avg) and 2 interceptions.

As a junior in 2014, he made Max Preps Junior All-American second team, Cal-Hi Sports All-State second team, Max Preps All-State second team, Cal-Hi Sports All-State Junior first team, All-CIF Pac 5 Division, Los Angeles Times All-Area first team, San Gabriel Valley Tribune All-Area Player of the Year and All-Mission League Offensive Player of the Year. He had 83 receptions for 1,183 yards (14.3 avg) with 12 TDs in 2014, plus 9 carries for 41 yards (3.2 avg) with 1 TD, 5 kickoff returns for 86 yards (17.2 avg), 24 tackles and 4 interceptions and a 40.5-yard average on punts.

As a 2013 sophomore, he had 27 receptions for 395 yards (14.6 avg) with 4 TDs, threw a touchdown pass and had 2 punt returns for 47 yards (23.5 avg).

He also played basketball and baseball at Bishop Amat. Current Trojan Peter Esparza also prepped at Bishop Amat.

PERSONAL: He is a communication major at USC. His brother, Aaren, was a wide receiver at Mt. San Antonio JC and Utah State (2017-18), while brother, Geoffrey, was a defensive back at Mt. SAC. He credits a ballet class he took in high school with helping him with his pass catching ability.

| | REC | YDS | AVG | TD | LG | PR | YDS | AVG | TD | LG |
|---------------|-----|------|------|----|----|----|-----|------|----|----|
| 2017 (Fr.)... | 57 | 809 | 14.2 | 5 | 42 | 1 | 9 | 9.0 | 0 | 9 |
| 2018 (So.)... | 58 | 674 | 11.6 | 6 | 48 | 19 | 199 | 10.5 | 1 | 82 |
| CAREER..... | 115 | 1483 | 12.9 | 11 | 48 | 20 | 208 | 10.4 | 1 | 82 |

| | PA | PC | PI | PCT | YDS | TD | LG | TAC | LS/YDS | DFL | FR |
|---------------|----|----|----|-------|-----|----|----|-----|--------|-----|----|
| 2017 (Fr.)... | 0 | 0 | 0 | .000 | 0 | 0 | 0 | 2 | 0/0 | 0 | 0 |
| 2018 (So.)... | 1 | 1 | 0 | 1.000 | 36 | 1 | 36 | 0 | 0/0 | 0 | 0 |
| CAREER..... | 1 | 1 | 0 | 1.000 | 36 | 1 | 36 | 2 | 0/0 | 0 | 0 |

GAME-BY-GAME WITH TYLER VAUGHNS

| | REC | YDS | AVG | TD | LG | PR | YDS | AVG | TD | LG |
|---------------|-----|-----|------|----|----|----|-----|------|----|----|
| UNLV* | 3 | 37 | 5.3 | 0 | 13 | 2 | 54 | 27.0 | 0 | 28 |
| Stanford* | 7 | 84 | 12.0 | 0 | 35 | 1 | 4 | 4.0 | 0 | 4 |
| Texas* | 4 | 36 | 9.0 | 0 | 16 | 2 | 22 | 11.0 | 0 | 22 |
| Wash. St. | 7 | 64 | 9.1 | 1 | 21 | 1 | 0 | 0.0 | 0 | 0 |
| Arizona* | 2 | 23 | 11.5 | 0 | 19 | 4 | -1 | -0.3 | 0 | 3 |
| Colorado* | 5 | 86 | 17.2 | 1 | 28 | 4 | 20 | 5.0 | 0 | 12 |
| Utah* | 2 | 1 | 0.5 | 0 | 1 | 0 | 0 | 0.0 | 0 | 0 |
| Arizona St.* | 4 | 72 | 18.0 | 1 | 48 | 2 | 79 | 39.5 | 1 | 82 |
| Oregon St.* | 3 | 41 | 13.7 | 0 | 24 | 1 | -1 | -1.0 | 0 | 0 |
| California* | 8 | 91 | 11.4 | 2 | 23 | 1 | 0 | 0.0 | 0 | 0 |
| UCLA* | 1 | 19 | 19.0 | 0 | 19 | 0 | 0 | 0.0 | 0 | 0 |
| Notre Dame* | 12 | 120 | 10.0 | 1 | 28 | 1 | 22 | 22.0 | 0 | 22 |
| 2018 (So.)... | 58 | 674 | 11.6 | 6 | 48 | 19 | 199 | 10.5 | 1 | 82 |

| | PA | PC | PI | PCT | YDS | TD | LG |
|---------------|----|----|----|-------|-----|----|----|
| Arizona St.* | 1 | 1 | 0 | 1.000 | 36 | 1 | 36 |
| 2018 (So.)... | 1 | 1 | 0 | 1.000 | 36 | 1 | 36 |

| | REC | YDS | AVG | TD | LG |
|----------------|-----|-----|------|----|----|
| W. Michigan | 1 | 8 | 8.0 | 0 | 8 |
| Texas | 4 | 25 | 6.3 | 0 | 10 |
| California | 3 | 32 | 10.7 | 0 | 14 |
| Wash. St.* | 6 | 89 | 14.8 | 0 | 26 |
| Oregon St.* | 5 | 68 | 13.6 | 1 | 37 |
| Utah* | 6 | 65 | 10.8 | 0 | 17 |
| Notre Dame* | 6 | 65 | 10.8 | 0 | 28 |
| Arizona St.* | 6 | 126 | 21.0 | 2 | 42 |
| Arizona* | 4 | 59 | 14.8 | 1 | 22 |
| Colorado* | 5 | 90 | 18.0 | 0 | 29 |
| UCLA* | 2 | 37 | 18.5 | 0 | 22 |
| Stanford(P12)* | 3 | 26 | 8.7 | 1 | 19 |
| Ohio St. (CB)* | 6 | 119 | 19.8 | 0 | 37 |
| 2017 (Fr.)... | 57 | 809 | 14.2 | 5 | 42 |

| | PR | YDS | AVG | TD | LG |
|---------------|----|-----|-----|----|----|
| Colorado* | 1 | 9 | 9.0 | 0 | 9 |
| 2017 (Fr.)... | 1 | 9 | 9.0 | 0 | 9 |

*Starter



(75) ALIJAH VERA-TUCKER
Offensive Guard
6-4, 310, So.*/Jr.
Oakland, CA (Bishop O'Dowd HS)

2019: Vera-Tucker will compete for a starting job at offensive guard as a sophomore in 2019.

2018: Vera-Tucker saw significant action in all 12 games as a backup at right offensive guard and he also played on special teams as a redshirt freshman in 2018.

2017: Vera-Tucker redshirted as a first-year freshman offensive guard and tackle at USC in 2017.

HIGH SCHOOL: He made 2016 Prep Star All-American Dream Team, Max Preps All-American Medium Schools first team, Tacoma News Tribune Western 100, USA Today All-California first team, Cal-Hi Sports All-State first team, Cal-Hi Sports All-State Medium Schools first team, Max Preps All-NorCal first team, San Jose Mercury News All-Bay Area first team and San Francisco Chronicle All-Metro first team as a senior offensive tackle and defensive end at Bishop O'Dowd High in Oakland (Calif.). In 2016, he had 12 tackles, 3 tackles for loss and 1 blocked punt. Bishop O'Dowd won the 2016 state Class 5-AA title.



PERSONAL: He is a communication major at USC.



(46) SCOTT VOIGT
Tight End
6-3, 210, Jr./Sr.
Darien, CT (Darien HS)

2019: Voigt will serve as a reserve walk-on tight end as a junior in 2019. He joined the USC football team in the spring of 2019; before that, he was on USC's club ice hockey team in 2018 and 2019.

HIGH SCHOOL: He played ice hockey at Darien (Conn.) High. He was a defenseman as a 2016 senior. He played with the Connecticut Yankees U16 ice hockey team in 2014.



(72) ANDREW VORHEES
Offensive Guard-Offensive Tackle
6-6, 315, Jr./Sr.
Kingsburg, CA (Kingsburg HS)

CAREER: He has appeared in 25 games in his career, with 20 starts at right offensive guard.

2019: Vorhees returns for his third season as the starting right offensive guard as a junior in 2019.

2018: Vorhees started for his second season at right offensive guard as a sophomore in 2018, appearing in all 12 games and starting 11 times (all but

Notre Dame). He was also able to play tackle. He had knee cartilage surgery following 2018 spring practice.

2017: Vorhees, who enrolled at USC in the spring of 2017 after graduating a semester early from high school, started USC's final 9 games at right offensive guard as a first-year freshman in 2017. He saw key action off the bench in 4 other early-season games (Western Michigan, Stanford, Texas, Washington State), missing action only at California. He also was available to play offensive tackle. He had 1 tackle (at Notre Dame).

HIGH SCHOOL: He made 2016 Prep Star All-American, Tacoma News Tribune Western 100, USA Today All-California second team, Cal-Hi Sports All-State second team, Cal-Hi Sports All-State Medium Schools first team, Fresno Bee All-Star and All-Central Sequoia League Lineman of the Year as a senior two-way tackle at Kingsburg (Calif.) High. In 2016, he had 32 tackles, 4 sacks and a fumble recovery for a TD on defense.

As a 2015 junior, he made Cal-Hi Sports All-State Medium Schools second team, Cal-Hi Sports All-State Junior second team and Fresno Bee All-Star as he had 38 tackles on defense.

He had 7 tackles and a fumble recovery as a 2014 sophomore.

PERSONAL: He is a business administration major at USC. He was married in March of 2018 and his wife's name is Samantha.

| | TAC | LS/YDS | DFL | FR |
|---------------|-----|--------|-----|----|
| 2017 (Fr.)... | 1 | 0/0 | 0 | 0 |



(22) JACK WEBSTER
Wide Receiver
6-0, 190, So./Jr.
La Canada Flintridge, CA (Loyola HS)

2019: Webster will serve as a backup wide receiver as a walk-on sophomore in 2019.

2018: Webster did not see action as a backup wide receiver as a redshirt freshman walk-on in 2018.

2017: Webster redshirted as a reserve wide receiver as a walk-on first-year freshman in 2017.

HIGH SCHOOL: He had 46 receptions for 620 yards (13.5 avg) with 3 TDs as a wide receiver, 21 tackles and an interception as a cornerback and returned 17 kickoffs for 288 yards (16.9 avg) and 9 punts for 90 yards (10.0 avg) on special teams as a 2016 senior at Loyola High in Los Angeles (Calif.).

As a 2015 junior, he made 3 tackles.

He also was a sprinter on Loyola's track team, with bests of 11.44 in the 100 meters and 23.38 in the 200 meters. Current Trojans Christian Rector, Jac Casasante and Jordan McMillan also prepved at Loyola

PERSONAL: He is a real estate development major at USC.



(7) CHASE WILLIAMS
Cornerback
6-2, 195, Fr./So.
Corona, CA (Roosevelt HS)

2019: Williams will compete for a starting job at cornerback as a redshirt freshman in 2019.

2018: Williams, who enrolled at USC in the spring of 2018 after graduating a semester early from high school, saw action in 4 games (UNLV, Stanford, Colorado, Notre Dame) in the secondary (safety and nickel back) and on special teams as a first-year freshman in 2018, allowing him to redshirt. He even started the Notre Dame game at free safety. Overall in 2018, he had 4 tackles, including 1 for a loss of 2 yards (all versus Notre Dame). He hurt his knee at Colorado and was sidelined for the next 4 games (Utah, Arizona State, Oregon State, California).

HIGH SCHOOL: He made 2017 PrepStar All-American, All-CIF Division 4 and Riverside Press-Enterprise All-Area second team as a senior wide receiver and cornerback at Roosevelt High in Eastvale (Calif.). In 2017, he

had 50 receptions for 785 yards (15.7 avg) with 12 TDs and 25 tackles with 1 interception.

As a 2016 junior, he made Cal-Hi Sports All-State Junior third team, All-CIF Division 5 and Riverside Press-Enterprise All-Area second team as he had 42 receptions for 1,007 yards (24.0 avg) with 19 TDs and 37 tackles with 1 interception.

As a 2015 sophomore, he had 34 receptions for 620 yards (18.2 avg) with 6 TDs and 4 tackles.

As a 2014 freshman, he had 3 receptions for 50 yards (16.7 avg).

PERSONAL: He is a business administration major at USC.

| | TAC | LS/YDS | DFL | FR |
|---------------|-----|--------|-----|----|
| 2018 (Fr.)... | 4 | 1/2 | 0 | 0 |

GAME-BY-GAME WITH CHASE WILLIAMS

2018

| | TAC | LS/YDS | DFL | FR |
|---------------|-----|--------|-----|----|
| Notre Dame* | 4 | 1/2 | 0 | 0 |
| 2018 (Fr.)... | 4 | 1/2 | 0 | 0 |

*Starter



(2) DEVON WILLIAMS
Wide Receiver
6-4, 210, So./So.
Lancaster, CA (Antelope Valley HS)

2019: Williams will look to be a key contributor at wide receiver as a sophomore in 2019.

2018: Williams saw action in all 12 games at wide receiver and on special teams as a first-year freshman in 2018. Overall in 2018, he had 4 receptions for 87 yards (21.8 avg) with 1 TD, returned a blocked punt 5 yards for a TD and made a tackle. He had a tackle at Arizona, then had 3 catches for 77 yards with a 41-yard TD at Oregon State, ran 5 yards for a TD with a blocked punt at UCLA and had a 10-yard reception against Notre Dame.

HIGH SCHOOL: He made 2017 PrepStar Dream Team, Max Preps All-American second team, Orange County Register Fab 15 first team, Tacoma News Tribune Western 100, USA Today All-California first team, Cal-Hi Sports All-State second team, Cal-Hi Sports All-State Medium Schools first team, All-CIF Division 8 Offensive Co-Player of the Year and Los Angeles Daily News All-Area second team as a senior wide receiver, quarterback and safety at Antelope Valley High in Lancaster (Calif.). He had 71 receptions for 1,157 yards (16.3 avg) with 13 TDs on offense, had 67 tackles (1 for a loss), 5 interceptions (1 for a TD), 2 forced fumbles and a fumble recovery on defense and had 4 punt returns for 39 yards (9.8 avg) and 3 kickoff returns for 63 yards (21.0 avg).

As a 2016 junior, he completed 71-of-134 passes (53.0%) for 1,150 yards with 11 TDs and 4 interceptions, ran for 397 yards on 72 carries (5.5 avg) with 3 TDs and caught 10 passes for 87 yards (8.7 avg) with 2 TDs on offense, had 55 tackles (1 for a loss), 5 interceptions (1 for a TD), 5 deflections and 4 forced fumbles on defense and returned 2 kickoffs for 48 yards (24.0 avg) and had a 27-yard punt return.

He also was on the basketball and track (high hurdles and long jump) teams at Antelope Valley.

PERSONAL: He is a communication major at USC with a 3.06 GPA.

| | REC | YDS | AVG | TD | LG | PR | YDS | AVG | TD | LG |
|---------------|-----|-----|------|----|----|----|-----|-----|----|----|
| 2018 (Fr.)... | 4 | 87 | 21.8 | 1 | 41 | 0 | 5 | 0.0 | 1 | 5 |

| | TAC | LS/YDS | DFL | FR |
|---------------|-----|--------|-----|----|
| 2018 (Fr.)... | 1 | 0/0 | 0 | 0 |

GAME-BY-GAME WITH DEVON WILLIAMS

2018

| | REC | YDS | AVG | TD | LG | PR | YDS | AVG | TD | LG |
|---------------|-----|-----|------|----|----|----|-----|-----|----|----|
| Oregon St. | 3 | 77 | 25.7 | 1 | 41 | 0 | 0 | 0.0 | 0 | 0 |
| UCLA | 0 | 0 | 0.0 | 0 | 0 | 0 | 5 | 0.0 | 1 | 5 |
| Notre Dame | 1 | 10 | 10.0 | 0 | 10 | 0 | 0 | 0.0 | 0 | 0 |
| 2018 (Fr.)... | 4 | 87 | 21.8 | 1 | 41 | 0 | 5 | 0.0 | 1 | 5 |

| | TAC | LS/YDS | DFL | FR |
|---------------|-----|--------|-----|----|
| Arizona | 1 | 0/0 | 0 | 0 |
| 2018 (Fr.)... | 1 | 0/0 | 0 | 0 |



(24) MAX WILLIAMS
Cornerback
5-9, 180, Fr./Fr.
Carson, CA (Serra HS)

2019: Williams, who enrolled at USC in the spring of 2019 after graduating a semester early from high school, will battle for action at cornerback as a first-year freshman in 2019. He was limited in 2019 spring practice while recovering from a 2018 high school knee injury.

HIGH SCHOOL: He made 2018 PrepStar Dream Team and Tacoma News Tribune Western 100 as a senior cornerback and wide receiver at Serra High in Gardena (Calif.). He suffered torn knee ligaments in the 2018 season opener and was sidelined the rest of the year.

As a junior in 2017, he made Cal-Hi Sports All-State Juniors first team, All-CIF Division 1 and South Bay Daily Breeze All-South Bay first team, as he had 27 tackles, 7 deflections, 3 interceptions (2 for TDs), 2 blocked field goals,

2019 VETERAN BIOGRAPHIES

a fumble recovery (for a TD) and a forced fumble on defense, caught 16 passes for 150 yards (9.4 avg) on offense and returned 16 punts (1 for a TD) for 266 yards (16.6 avg) and 15 kickoffs for 305 yards (20.3 avg).

As a 2016 sophomore, he made the **Cal-Hi Sports All-State Sophomores first team, All-CIF Division 1, South Bay Daily Breeze All-South Bay first team and All-Mission League first team** as he had 24 tackles, 4 deflections and 2 interceptions along with 25 receptions for 278 yards (11.1 avg) with 2 TDs and a punt return for a TD.

As a 2015 freshman, he made **Max Preps Freshman All-American first team** as he had 34 tackles, 4 deflections and 3 interceptions, plus caught a 25-yard pass. Current Trojans John Houston Jr., C.J. Pollard and John Jackson III also prepped at Serra.

He also sprinted for Serra's track team (he led off the CIF Division 4 championship 400-meter relay team).

PERSONAL: He is a real estate development major at USC with a 3.20 GPA.



(17) ZACH WILSON
Wide Receiver
6-1, 205, Fr.*/So.
Scottsdale, AZ (Saguaro HS)

2019: Wilson will serve as a backup wide receiver as a walk-on redshirt freshman in 2019.

2018: Wilson redshirted as a reserve wide receiver as a first-year freshman walk-on in 2018.

HIGH SCHOOL: He made **2017 USA Today All-Arizona honorable mention and Sports360AZ.com**

Arizona All-Academic honorable mention as a senior wide receiver and defensive back at Saguaro High in Scottsdale [Ariz.]. He had 79 receptions for 1,252 yards (15.8 avg) with 10 TDs and ran for 77 yards on 7 carries (11.0 avg) in 2017 as Saguaro went 12-2 and won the state 4-A championship.

As a 2016 junior, he made **Sports360AZ.com Arizona All-Academic honorable mention** while catching 24 passes for 401 yards (16.7 avg) with 6 TDs as Saguaro was 14-0 and captured the state 4-A title.

PERSONAL: He is a real estate development major at USC.



(34) ELI'JAH WINSTON
Outside Linebacker
6-3, 240, Fr.*/So.
Portland, OR (Central Catholic HS)

2019: Winston will look to get into the playing rotation at outside linebacker as a redshirt freshman in 2019.

2018: Winston saw brief action in 4 games (Arizona State, California, Oregon State, UCLA) at outside linebacker and on special teams as a first-year freshman in 2018, allowing him to redshirt. Overall in 2018, he had 1 tackle (at Oregon State).

HIGH SCHOOL: He made **2017 Tacoma News Tribune Western 100, Tacoma News Tribune Northwest Nuggets Best of the Rest and USA Today All-Oregon second team** as a senior outside linebacker at Central Catholic High in Portland [Ore.]. In 2017, he had 14 tackles, including 5 for losses (with 4 sacks) and a fumble recovery.

As a 2016 junior, he made **USA Today All-Oregon first team** while getting 15 tackles (3 for losses) and a fumble recovery.

PERSONAL: He is a psychology major at USC. His brother, La'Mar, is a senior linebacker at Oregon.

| | TAC | LS/YDS | DFL | FR |
|---------------|-----|--------|-----|----|
| 2018 (Fr.)... | 1 | 0/0 | 0 | 0 |

GAME-BY-GAME WITH ELI'JAH WINSTON

2018

| | TAC | LS/YDS | DFL | FR |
|---------------|-----|--------|-----|----|
| Oregon St. | 1 | 0/0 | 0 | 0 |
| 2018 (Fr.)... | 1 | 0/0 | 0 | 0 |



(82) JUDE WOLFE
Tight End
6-5, 250, Fr./Fr.
Laguna Hills, CA (St. John Bosco)

2019: Wolfe, who enrolled at USC in the spring of 2019 after graduating a semester early from high school, will look to get into the mix at tight end as a first-year freshman in 2019. He was slowed for some of 2019 spring drills with a back injury.

HIGH SCHOOL: He made **2018 PrepStar All-American and Tacoma News Tribune Western 100** as a senior tight end at St. John Bosco in Bellflower (Calif.). He had 14 catches for 225 yards (16.1 avg) with 7 TDs in 2018.

As a junior in 2017, he had 9 receptions for 113 yards (12.6 avg) with 3 TDs.

As a 2016 sophomore, he had a 21-yard catch. Current Trojans Spencer Gilbert, Ralen Goforth, Chris Steele and Will Rose also prepped at St. John Bosco.

He also played basketball at St. John Bosco.

PERSONAL: He is a real estate development major at USC. His father, Mark, played football at Western Michigan (1977-80). His brother, Jakob, was a tight end at Stony Brook (2014). His sister, Jacqueline, played volleyball at Hawaii Pacific (2015). His cousin, Ryan Gutierrez, was a safety at California (2001-04).



(67) MARK ZUVICH
Center
6-3, 260, Fr.*/So.
Laguna Hills, CA (Laguna Hills HS)

2019: Zuvich will serve as a backup center as a walk-on redshirt freshman in 2019.

2018: Zuvich redshirted as a reserve center as a first-year freshman walk-on in 2018.

HIGH SCHOOL: He made **2017 All-Sea View League first team** as a senior offensive and defensive

lineman at Laguna Hills (Calif.) High. He had 17 tackles, including 2 for losses, in 2017.

He also played baseball at Laguna Hills.

PERSONAL: He is a real estate development major at USC.



2019 USC NEWCOMER BIOGRAPHIES



#79 DE'JON BENTON Defensive Line, 6-3, 285, Fr./Fr. Oakland, CA (Pittsburg HS)

He made **2018 PrepStar All-Western Region** as a senior defensive and offensive lineman at Pittsburg (Calif.) High. He had 43 tackles, including 11 for losses (with 2 sacks), plus a forced fumble and a deflection in 2018.

As a junior in 2017, he had 36 tackles, including 2 for losses (with a sack), plus a fumble recovery and a deflection.

#23 KENAN CHRISTON Tailback, 5-10, 185, Fr./Fr. San Diego, CA (Madison HS)

He made **2018 PrepStar All-Western Region, Tacoma News Tribune Western 100, Cal-Hi Sports All-State second team and All-CIF San Diego third team** as senior running back and cornerback at Madison High in San Diego (Calif.). He ran for 980 yards on 127 carries (7.7 avg) with 11 TD and caught 9 passes for 122 yards (13.6 avg) with 1 TD in 2018.

As a junior in 2017, he made **All-CIF San Diego second team** as he ran for 1,233 yards on 111 carries (11.1 avg) with 16 TDs and caught 6 passes for 107 yards (17.8 avg) with 1 TD.

As a 2016 sophomore, he rushed for 829 yards on 100 carries (8.3 avg) with 9 TDs, caught 3 passes for 29 yards (9.7 avg) with 1 TD, returned 13 kickoffs for 330 yards (25.4 avg) with 1 TD and made 6 tackles.

He also ran track at Madison, with bests of 10.30 (10.26 wind-aided) in the 100 meters, 20.55 in the 200 meters and 24-0 in the long jump. At the 2018 CIF San Diego Division 2 meet, he won the 100, was second in the 200 and third in the long jump, then was sixth in the 100 and 200 at the 2018 California state meet. He won 4 events at the 2019 CIF San Diego meet (100, 200, long jump, 400 relay), then was the California state meet champion in the 100 (in a state meet record-tying 10.30) and 200. He was named the 2019 Gatorade California Boys Track and Field Athlete of the Year.

#14 TREY DAVIS Cornerback, 6-0, 185, Fr./Fr. Federal Way, WA (Federal Way HS)

A knee injury forced him to miss most of his 2018 senior season but he made **PrepStar All-Western Region and Tacoma News Tribune Northwest Nuggets Best of the Rest** at cornerback at Federal Way (Wash.) High.

He had 30 tackles, including 8 for a loss, as a 2017 junior. He also ran track at Federal Way, with a best of 10.94 in the 100 meters and 22.73 in the 200 meters. He helped the 400-meter relay team win the 2018 State 4A title.

His full first name is Treyvon.

#81 KYLE FORD Wide Receiver, 6-2, 210, Fr./Fr. Corona, CA (Orange Lutheran HS)

He made **2018 PrepStar Dream Team, Tacoma News Tribune Western 100 and Orange County Register Fab 15 first team** as a senior wide receiver at Orange (Calif.) Lutheran High. He had 29 catches for 456 yards (15.7 avg) with 7 TDs in 2018 before suffering a season-ending knee injury.

As a junior in 2017, he made the **MaxPreps Junior All-American second team, Cal-Hi Sports All-State Juniors first team, All-CIF Division 1, Orange County Register All-Orange County first team and All-Trinity League first team** as he had 91 catches for 1,468 yards (16.1 avg) with 13 TDs.

He spent his first 2 years at Servite High in Anaheim (Calif.). As a 2016 sophomore, he had 52 catches for 950 yards (18.3 avg). Current Trojan Ethan Rae also prepped at Orange Lutheran and Servite, while current Trojans Clayton Bradley and Amon-Ra St. Brown also prepped at Servite.

#16 SCOTT HARRIS Quarterback, 6-1, 185, Fr./Fr. Los Angeles, CA (Fairfax HS)

He made **2018 All-L.A. City Division I first team and All-Western League Co-Player of the Year** as he hit 130-of-236 passes (55.1%) for 1,919 yards with 17 TDs and 5 interceptions and also ran for 603 yards on 100 carries (6.0 avg) with 12 TDs as a senior quarterback at Fairfax High in Los Angeles (Calif.).

As a 2017 junior, he made **All-L.A. City Open Division first team and All-Western League Offensive MVP** as he hit 137-of-265 passes (51.7%) for 1,919 yards with 18 TDs and 10 interceptions, plus he ran for 253 yards on 66 carries (3.8 avg) with 7 TDs.

He spent his 2016 sophomore season at Notre Dame High in Sherman Oaks (Calif.).

#22 DORIAN HEWETT Safety, 6-0, 180, Fr./Fr. Houston, TX (North Shore Senior HS)

He made **2018 PrepStar All-Midlands Region and All-District 21-6A first team** as a senior safety and cornerback at North Shore Senior High in Houston (Tex.). North Shore won the 2018 Texas Class 6A Division I state championship.

He also ran track at North Shore, with a best of 10.51 (10.33 wind-aided) in the 100 meters. He was fifth in the 100 at the 2019 Texas 6A State Championship meet and ran legs on the 400- and 800-meter relay teams that placed third and fifth, respectively, in that meet.

#86 CHASE LOCKE Wide Receiver, 6-4, 190, Fr./Fr. San Antonio, TX (O'Connor HS)

He earned **2018 All-District first team** honors as he had 36 catches for 672 yards (18.7 avg) with 8 TDs as a senior wide receiver at O'Connor High in Helotes (Tex.). He also played basketball at O'Connor.

He spent his 2017 junior season at Boerne (Tex.)-Champion High, where he made **All-District second team** honors while catching 52 passes for 659 yards (12.7 avg) with 7 TDs. He also was on the basketball and track (sprinter and long and high jumper) teams at Boerne Champion.

#15 DRAKE LONDON Wide Receiver, 6-5, 205, Fr./Fr. Moorpark, CA (Moorpark HS)

He made **2018 PrepStar All-American, Tacoma News Tribune Western 100, Cal-Hi Sports All-State third team, All-CIF Division 3, Los Angeles Daily News All-Area first team and All-Camino League Co-Wide Receiver of the Year** as a senior wide receiver at Moorpark (Calif.) High. He had 62 catches for 1,089 yards (17.6 avg) with 12 TDs in 2018.

As a junior in 2017, he made **Cal-Hi Sports All-State Juniors third team, All-CIF Division 5 and Los Angeles Daily News All-Area second team** as he had 51 receptions for 1,032 yards (20.2 avg) with 11 TDs, plus he rushed 5 times for 123 yards (24.6 avg) and threw a 14-yard TD pass.

He also played basketball at Moorpark. He averaged 29.2 points, 11.9 rebounds and 3.8 assists as a 2019 senior while making All-CIF Division 4 and Los Angeles Times All-Area and 19.8 points, 11.1 rebounds and 3.9 assists as a 2018 junior.

#89 SEAN MAHONEY Tight End, 6-5, 215, Fr./Fr. Los Altos Hills, CA (Archbishop Mitty HS)

He played defensive end and tight end at Archbishop Mitty High in San Jose (Calif.). As a 2018 senior, he had 64 tackles, with 8.5 sacks, and 2 deflections on defense and 4 catches for 22 yards (5.5 avg) with a TD on offense.

As a 2017 junior, he had 27 tackles, with 3 sacks, on defense and 3 catches for 68 yards (19.3 avg) on offense.

As a 2016 sophomore, he had 4 tackles.

He also played lacrosse at Archbishop Mitty, earning 2018 and 2019 All-West Catholic Athletic League second team honors.

#23 KAULANA MAKAULA Safety, 6-3, 190, Fr./Fr. Kailua, HI (Punahou School)

He made **2018 USA Today All-Hawaii second team, PrepStar All-Western Region and Honolulu Star-Advertiser All-State second team** as a senior safety and cornerback at Punahou School in Honolulu (Hi.).

He also played basketball for 4 seasons at Punahou, averaging 12.4 points and 4.7 rebounds as a 2019 senior. Current Trojan Maninoa Tufono also prepped at Punahou.

#13 MUNIR McCLAIN Wide Receiver, 6-4, 210, Fr./Fr. San Juan Capistrano, CA (JSerra Catholic HS)

He made **2018 PrepStar All-Western Region and Orange County Register All-Orange County second team** as a senior wide receiver at JSerra Catholic High in San Juan Capistrano (Calif.). He had 40 receptions for 659 yards (16.5 avg) with 10 TDs in 2018, although he missed the first half of the season while recovering from a 2017 knee injury.

As a junior in 2017, he had 19 catches for 390 yards (20.5 avg) with 4 TDs and also had an 11-yard kickoff return before suffering a mid-season knee injury.

He also played basketball at JSerra.

His brother, Abdul-Malik, is a redshirt freshman outside linebacker at USC who also prepped at JSerra (as did current Trojan Peter Esparza).

#14 BRU McCOY Wide Receiver, 6-3, 210, Fr./Fr. Palos Verdes Estates, CA (Mater Dei HS/Texas)

He originally signed with USC in December of 2018 and enrolled for the 2019 spring semester, but several weeks later he transferred to Texas and participated in 2019 spring practice there as a first-year freshman wide receiver. He transferred back to USC in the summer of 2019.

He made **2018 Maxwell Football Club Offensive National High School Player of the Year, Max Preps National Player of the Year, USA Today All-USA first team, PrepStar Dream Team, Max Preps All-American first team, Tacoma News Tribune Western 100, Cal-Hi Sports California Mr. Football, USA Today All-California first team, Cal-Hi Sports All-State first team, Orange County Register Fab 15, All-CIF Division 1 Offensive Player of the Year, Los Angeles Times All-Area Player of the Year and Orange County Register Offensive Player of the Year** as a senior wide receiver and linebacker at Mater Dei High in Santa Ana (Calif.). In 2018, he had 78 receptions for 1,428 yards (18.3 avg) with 18 TDs along with a 13-yard TD run on offense and 13 tackles, including 6.5 for losses (with 5 sacks), 2 deflections and 2 forced fumbles on defense. Mater Dei



2019 NEWCOMER BIOGRAPHIES

was 13-2 in 2018 and won the prep national championship, CIF Open Division state championship and the CIF Division 1 title.

As a junior in 2017, he made the **MaxPreps Junior All-American second team, USA Today All-California second team, Cal-Hi Sports All-State Juniors first team, All-CIF Division 1 and Orange County Register All-Orange County third team** as he had 46 receptions for 770 yards (16.7 avg) with 11 TDs along with 23 tackles (with 2 sacks) and a deflection. Mater Dei went 15-0 in 2017, won the California CIF Division 1 title and the California State Open Division crown and was named the prep national champions.

As a 2016 sophomore, he made the **Cal-Hi Sports All-State Sophomores first team** as he caught 28 passes for 407 yards (14.5 avg) with 5 TDs and made 13 tackles, including 7 for losses (with 6 sacks), and a deflection. Mater Dei went 13-1 in 2016 and advanced to the CIF Division 1 championship game. Current Trojans JT Daniels, Frank Martin II, Chase McGrath, Amon-Ra St. Brown, Solomon Tuliapupu, John Jackson III and Clyde Moore prepped at Mater Dei.

His real first name is Horace III (he goes by Bru, a shortened version of the "Bruiser" nickname given to him by his grandmother). His father, Horace II, was a tight end at Northern Illinois (1994) and his mother, Shelby, was a record-setting 4-time (1991-94) All-Conference setter for Northern Illinois volleyball.

#54 CLYDE MOORE

**Inside Linebacker, 6-0, 225, Fr./Fr.
Newport Beach, CA (Corona del Mar HS/Colorado)**

He signed with Colorado and participated in the first week of 2018 fall camp, but did not enroll full-time in school and left the team for personal/family reasons. He came to USC in the summer of 2019.

He missed all but 3 games of his 2017 senior season at Corona del Mar (Calif.) High because of a quad injury, but had 23 tackles, including 2 for losses (with a sack), and had 2 deflections.

As a 2016 junior, he made **Daily Pilot Dream Team second team** as he had 67 tackles, including 11 for losses (with 3.5 sacks), 3 deflections and 1 forced fumble. Corona del Mar went 12-2 in 2016 and advanced to the CIF Division 4 championship game.

He spent his freshman and sophomore seasons at Mater Dei High. Current Trojans JT Daniels, Frank Martin II, Chase McGrath, Amon-Ra St. Brown, Solomon Tuliapupu, John Jackson III and Bru McCoy prepped at Mater Dei.

His brother, Grant, was an inside/outside linebacker at USC (2015-17) who earned USC's Joe Collins Walk-on Award in 2016 before earning a scholarship in 2017. His father, Rex, was a 4-year (1984-87) letterman linebacker at USC, leading the Trojans in tackles while earning team Most Inspirational Player accolades in 1986. His uncle, Rob, was a fullback at Stanford (1980-83) who then attended USC for an MBA. His grandfather, Robin, was the NCAA 50-yard freestyle swimming champion in 1956 for Stanford (he once set a world record) and then participated in team roping in rodeo competitions.

#44 TUASIVI NOMURA

**Outside Linebacker, 6-1, 210, Fr./Fr.
Corona, CA (Centennial HS)**

He made **2018 PrepStar All-Western Region, Cal-Hi Sports All-State second team, All-CIF Division 1, Los Angeles Times All-Area, Riverside Press-Enterprise All-Area first team and All-Big VIII League Co-MVP** as a senior safety at Centennial High in Corona (Calif.). He had 91 tackles, including 7 for losses (with 3.5 sacks), plus an interception for a TD, 2 deflections, a blocked punt and a forced fumble in 2018.

As a junior in 2017, he made **All-Big VIII League first team** as he had 61 tackles and 3 deflections.

As a 2016 sophomore, he had 6 tackles and 3 deflections. Current Trojans Drake Jackson and Jayden Williams also prepped at Centennial.

#13 ADONIS OTEY

**Cornerback, 6-1, 180, Fr./Fr.
Columbia, TN (Blackman HS)**

He made **2018 PrepStar All-Southeast Region, Tennessean All-Midstate second team and All-Region 3-6A Athlete of the Year** as a senior cornerback, safety, running back, wide receiver and quarterback at Blackman High in Murfreesboro (Tenn.). In 2018, he had 5 tackles and an interception on defense, ran for 667 yards on 65 carries (10.3 avg) with 8 TDs, caught 13 passes for 380 yards (29.2 avg) with 5 TDs and completed 8-of-14 passes (57.1%) for 65 yards with a TD on offense and returned 3 punts for 105 yards (35.0 avg) with 1 TD and had a 46-yard kickoff return.

As a 2017 junior, he made **All-Region 3-6A** as he ran for 131 yards on 21 carries (10.9 avg) with 4 TDs, caught 6 passes for 124 yards (20.4 avg) with 2 TDs and completed a 7-yard pass on offense and made 22 tackles on defense.

He also sprinted (11.06 best in the 100 meters) and long jumped on Blackman's track team.

He spent his 2016 sophomore season at Franklin Road Academy in Nashville (Tenn.).

#85 ETHAN RAE

**Tight End, 6-5, 240, Fr./Fr.
Anaheim Hills, CA (Orange Lutheran HS)**

He made **2018 PrepStar All-American and Tacoma News Tribune Western 100** as a senior tight end at Orange (Calif.) Lutheran High. He had 7 catches for 58 yards (8.3 avg) on offense and 19 tackles and 2 fumble recoveries on defense in 2018.

He was sidelined as a 2017 junior with a torn knee ligament.

He spent his 2016 sophomore season at Servite High in Anaheim (Calif.), getting 13 catches for 192 yards (14.8 avg) with 2 TDs.

He also played basketball and baseball at Servite. Current Trojan Kyle Ford also prepped at Orange Lutheran and Servite, while current Trojans Clayton Bradley and Amon-Ra St. Brown also prepped at Servite.

#53 DREW RICHMOND

**Offensive Tackle, 6-5, 315, Sr./Gr.
Memphis, TN (Memphis University HS/Tennessee)**

He came to USC in the summer of 2019 as a graduate transfer from Tennessee and is eligible to play immediately as a senior.

He was a 3-year (2016-18) starter at offensive tackle at Tennessee. He started 25 games for the Volunteers (6 as a 2016 redshirt freshman and 7 as a 2017 sophomore at left tackle and 12 as a junior at right tackle). He redshirted as a 2015 first-year freshman.

He prepped at Memphis (Tenn.) University School. As a 2014 senior, he earned **Max Preps All-American second team, Parade All-American honorable mention and Memphis Commercial Appeal Best of the Preps Private School team**. Memphis University played in the Tennessee Division II Class AA championship in his 2013 junior season.

He received his bachelor's degree in psychology from Tennessee in the spring of 2019. He is working on his master's degree in social entrepreneurship at USC. While at Tennessee, he mentored middle school students at Emerald Academy in Knoxville.

#77 JASON RODRIGUEZ

**Offensive Guard-Offensive Tackle, 6-6, 325, Fr./Fr.
Oak Hills, CA (Oak Hills HS)**

He made **2018 PrepStar Dream Team, Tacoma News Tribune Western 100, USA Today All-California first team, Cal-Hi Sports All-State first team, Cal-Hi Sports All-State Medium Schools first team, All-CIF Division 4, San Bernardino Sun/Inland Valley Daily Bulletin All-Area first team and All-Mojave River League first team** as a senior offensive and defensive tackle at Oak Hills (Calif.) High.

As a junior in 2017, he made **Cal-Hi Sports All-State Juniors second team, All-CIF Division 3, San Bernardino Sun/Inland Valley Daily Bulletin All-Area and All-Mojave River League first team**.

He also was on the basketball and track (shot, discus) teams at Oak Hills.

#36 WILL ROSE

**Punter, 6-1, 175, Fr./Fr.
Long Beach, CA (St. John Bosco HS)**

He averaged 38.6 yards on 21 punts as a 2018 senior punter at St. John Bosco High in Bellflower (Calif.), with none returned and all but 2 fair caught. He also caught a 3-yard TD pass in 2018. It was his first year as a punter after playing wide receiver. Current Trojans Spencer Gilbert, Ralen Goforth, Chris Steele and Jude Wolfe also prepped at St. John Bosco.

He also played baseball at St. John Bosco.

#8 CHRIS STEELE

**Cornerback, 6-1, 190, Fr./Fr.
Bellflower, CA (St. John Bosco HS/Florida)**

He enrolled at Florida in the spring of 2019 after graduating a semester early from high school and participated in 2019 spring practice as a first-year freshman cornerback. He transferred to USC in the fall of 2019.

He made **2018 USA Today All-USA first team, PrepStar Dream Team, Max Preps All-American first team, Tacoma News Tribune Western 100, USA Today All-California first team, Cal-Hi Sports All-State first team, Orange County Register Fab 15, All-CIF Division 1 and Long Beach Press-Telegram Dream Team first team** as a senior cornerback at St. John Bosco High in Bellflower (Calif.). He had 32 tackles, 11 deflections, 2 blocked field goals and an interception in 2018.

As a junior in 2017, he made **Max Preps Junior All-American first team, USA Today All-California second team and Cal-Hi Sports All-State Juniors second team** as he had 22 tackles and 4 deflections.

As a 2016 junior, he had 81 tackles, 7 deflections, an interception and a fumble recovery, plus a 19-yard kickoff return. As a 2016 sophomore, he made the **Cal-Hi Sports All-State Sophomores first team** while making 93 tackles. Current Trojans Ralen Goforth, Jude Wolfe, Spencer Gilbert and Will Rose also prepped at St. John Bosco.

#45 MANINOA TUFONO

**Inside Linebacker, 6-3, 235, Fr./Fr.
Halawa, HI (Punahou School)**

He made **2018 PrepStar Dream Team, Tacoma News Tribune Western 100, USA Today All-Hawaii second team and Honolulu Star-Advertiser All-State second team** as a senior inside linebacker at Punahou School in Honolulu (Hi.).

As a junior in 2017, he made **USA Today All-Hawaii second team**.

He also played basketball at Punahou. Current Trojan Kaulana Makaula also prepped at Punahou.

His father, Albert, played inside linebacker at Washington (1983-84, 1987), while his brother, Jack, is a sophomore offensive lineman at Idaho State.

#29 JAYDEN WILLIAMS

**Cornerback, 6-1, 195, Fr./Fr.
Laton, CA (Centennial HS)**

He made **2018 PrepStar All-Western Region and All-Big VIII League Co-MVP** as a senior defensive back at Centennial High in Corona (Calif.). He had 44 tackles, 2 interceptions (1 for a TD), 6 deflections, a forced fumble and a blocked field goal in 2018. Current Trojans Drake Jackson and Tuasivi Nomura also prepped at Centennial.



2019 USC FOOTBALL ROSTERS



ALPHABETICAL ROSTER

| NO. | NAME | POS. | HGT. | WGT. | BIRTHDAY | CL.(ATH/AC) | EXP. | HOMETOWN (HIGH SCHOOL/JC/COLLEGE) |
|-----|----------------------|-------|------|------|----------|-------------|------|---|
| 25 | ALLEN, Briton | S | 6-0 | 185 | 5/20/00 | Fr./Fr. | -- | Orlando, FL (IMG Academy) |
| 49 | BAYLE, Matt | ILB | 6-0 | 215 | 2/27/97 | Sr./Sr. | SQ | San Marino, CA (St. Francis) |
| 79 | BENTON, De'jon | DL | 6-3 | 285 | 2/21/01 | Fr./Fr. | -- | Oakland, CA (Pittsburg) |
| 76 | BRADLEY, Clayton | OT | 6-5 | 295 | 10/7/96 | Sr./Sr. | 3V | Orange, CA (Servite) |
| 49 | BROWN, Michael | PK | 6-1 | 195 | 12/23/97 | Jr./Sr. | 2V | Temecula, CA (Linfield Christian) |
| 7 | CARR, Stephen | TB | 6-0 | 210 | 1/16/99 | Jr./Jr. | 2V | Gardena, CA (Summit) |
| 39 | CASASANTE, Jac | SNP | 6-0 | 215 | 2/6/00 | Fr./So. | SQ | Altadena, CA (Loyola) |
| 41 | CAULK, Chris | TE | 6-3 | 210 | 10/27/97 | Jr./Sr. | SQ | San Diego, CA (Cathedral Catholic/San Diego Mesa JC) |
| 23 | CHRISTON, Kenan | TB | 5-10 | 185 | 5/12/01 | Fr./Fr. | -- | San Diego, CA (Madison) |
| 52 | DANIEL, Jacob | OG | 6-4 | 310 | 4/7/97 | Sr./Sr. | 2V | Fresno, CA (Clovis North) |
| 18 | DANIELS, JT | QB | 6-3 | 210 | 2/2/00 | So./So. | 1V | Irvine, CA (Mater Dei) |
| 16 | DAVIS, Dominic | CB | 5-9 | 195 | 12/8/96 | Sr./Sr. | 3V | Los Angeles, CA (Bishop Alemany) |
| 14 | DAVIS, Trey | CB | 6-0 | 185 | 2/14/01 | Fr./Fr. | -- | Federal Way, WA (Federal Way) |
| 57 | DEDICH, Justin | C | 6-2 | 295 | 4/21/00 | Fr./So. | SQ | Temecula, CA (Chaparral) |
| 68 | DOUGLASS, Liam | OG-OT | 6-5 | 290 | 9/3/99 | Fr./So. | SQ | Topanga, CA (Harvard Westlake) |
| 37 | EASINGTON, Ben | TB | 5-10 | 210 | 4/23/99 | So.*/Jr. | SQ | Evanston, IL (Evanston) |
| 31 | ECHOLS, Hunter | OLB | 6-5 | 240 | 11/1/99 | So.*/Jr. | 1V | Los Angeles, CA (Cathedral) |
| 38 | EDMONDSON, Chris | TB | 5-9 | 190 | 3/5/98 | Jr./Sr. | SQ | Cibola, TX (Clemens) |
| 48 | ESPARZA, Peter | ILB | 6-1 | 210 | 4/6/00 | Fr./So. | SQ | West Covina, CA (JSerra Catholic) |
| 41 | FALANIKO, Juliano | ILB | 6-4 | 235 | 3/27/99 | So.*/Jr. | 2V | Pago Pago, American Samoa (Leone) |
| 83 | FALD, Josh | TE | 6-6 | 230 | 8/10/99 | Jr./Jr. | 2V | Sacramento, CA (Inderkum) |
| 50 | FIGUERDA, Nick | DL | 6-5 | 280 | 8/1/99 | So.*/Jr. | JC | San Bernardino, CA (Cajon/Cal Poly/Riverside CC) |
| 19 | FINK, Matt | QB | 6-3 | 200 | 12/13/97 | Jr./Sr. | 2V | Rancho Cucamonga, CA (Glendora) |
| 15 | FITTS, Thomas | PK | 6-1 | 185 | 9/24/96 | Sr./Sr. | SQ | Dallas, TX (Episcopal School of Dallas) |
| 81 | FORD, Kyle | WR | 6-2 | 210 | 1/20/01 | Fr./Fr. | -- | Corona, CA (Orange Lutheran) |
| 1 | GAOTEOTE IV, Palaie | ILB | 6-2 | 250 | 5/11/99 | So./So. | 1V | Las Vegas, NV (Bishop Gorman) |
| 52 | GILBERT, Spencer | ILB | 6-0 | 215 | 1/9/00 | Fr./So. | SQ | Madison, AL (St. John Bosco) |
| 19 | GOFORTH, Ralen | ILB | 6-2 | 225 | 11/2/00 | Fr./Fr. | -- | Long Beach, CA (St. John Bosco) |
| 4 | GRIFFIN, Olajiah | CB | 6-0 | 170 | 3/10/99 | So./So. | 1V | Long Beach, CA (Mission Viejo) |
| 24 | GRIFFITHS, Ben | P | 6-5 | 240 | 9/17/91 | Fr./So. | -- | Melbourne, Australia |
| 48 | GUILDRY III, Winston | WR | 5-11 | 180 | 5/21/96 | Sr./Sr. | -- | Dallas, TX (Episcopal/Vanderbilt) |
| 31 | HAGESTAD, Richard | S | 6-1 | 200 | 3/21/97 | Jr./Sr. | SQ | Del Mar, CA (Bishop's School) |
| 16 | HARRIS, Scott | QB | 6-1 | 185 | 8/2/00 | Fr./Fr. | -- | Los Angeles, CA (Fairfax) |
| 22 | HEWETT, Dorian | S | 6-0 | 180 | 6/13/01 | Fr./Fr. | -- | Houston, TX (North Shore Senior) |
| 27 | HOCUM, Matthew | WR | 5-10 | 175 | 12/30/96 | Sr./Sr. | SQ | Milwaukee, WI (Waukesha/Marquette) |
| 10 | HOUSTON JR., John | ILB | 6-3 | 220 | 6/25/97 | Sr./Sr. | 3V | Carson, CA (Serra) |
| 15 | HUFANGA, Talanoa | S | 6-1 | 210 | 2/1/00 | So./So. | 1V | Corvallis, OR (Crescent Valley) |
| 56 | IOSEFA, Jordan | ILB | 6-2 | 230 | 9/20/98 | Sr./Sr. | 3V | Waipahu, HI (Saint Louis) |
| 73 | JACKSON, Austin | OT | 6-6 | 310 | 8/11/99 | Jr./Jr. | 2V | Phoenix, AZ (North Canyon) |
| 99 | JACKSON, Drake | DL | 6-4 | 275 | 4/12/01 | Fr./Fr. | -- | Corona, CA (Centennial) |
| 87 | JACKSON III, John | WR | 6-2 | 210 | 8/23/99 | Fr./Fr. | -- | Redondo Beach, CA (Serra) |
| 71 | JIMMONS, Liam | OT | 6-4 | 305 | 1/6/98 | Jr./Sr. | 2V | Huntington Beach, CA (Huntington Beach) |
| 59 | JOHNSON, Damon | SNP | 6-0 | 205 | 10/7/97 | Jr./Sr. | 2V | Glendora, CA (Glendora/Citrus JC) |
| 9 | JOHNSON, Greg | CB | 5-11 | 190 | 1/12/99 | So.*/Jr. | 2V | Los Angeles, CA (Hawkins) |
| 46 | JONES, Grant | ILB | 6-2 | 225 | 3/14/98 | Jr./Sr. | SQ | Danville, CA (De La Salle) |
| 1 | JONES JR., Velus | WR | 6-0 | 190 | 5/11/97 | Jr./Sr. | 2V | Saraland, AL (Saraland) |
| 26 | JOUNTTI, Quincy | TB | 5-10 | 210 | 9/28/97 | Jr./Sr. | SQ | Bakersfield, CA (Liberty/Sacramento State) |
| 84 | KROMMENHOEK, Erik | TE | 6-5 | 260 | 11/12/98 | Jr./Jr. | 2V | Danville, CA (Monte Vista) |
| 97 | LICHTENSTEIN, Jacob | DL | 6-5 | 280 | 11/6/98 | So.*/Jr. | 1V | Weston, FL (Cypress Bay) |
| 86 | LOCKE, Chase | WR | 6-4 | 190 | 7/7/00 | Fr./Fr. | -- | San Antonio, TX (O'Connor) |
| 15 | LONDON, Drake | WR | 6-5 | 205 | 7/24/01 | Fr./Fr. | -- | Moorpark, CA (Moorpark) |
| 64 | MAGED, AJ | OG-OT | 6-5 | 300 | 11/10/00 | Fr./So. | SQ | Mesa, AZ (Red Mountain) |
| 89 | MAHONEY, Sean | TE | 6-5 | 215 | 9/12/00 | Fr./Fr. | -- | Los Altos Hills, CA (Archbishop Mitty) |
| 23 | MAKAULA, Kaulana | S | 6-3 | 190 | 12/18/99 | Fr./Fr. | -- | Kailua, HI (Punahou) |
| 29 | MALEPEAI, Vavae | TB | 6-0 | 220 | 1/21/98 | Jr./Sr. | 2V | Aiea, HI (Mililani) |
| 65 | MARTIN II, Frank | OG | 6-4 | 300 | 9/5/97 | Jr./Sr. | SQ | West Covina, CA (Mater Dei) |
| 53 | MATTHEWS, Bryce | OLB | 6-3 | 225 | 4/30/99 | So.*/Jr. | SQ | Los Angeles, CA (Bishop Montgomery) |
| 26 | MAUGA, Kana'i | ILB | 6-2 | 240 | 1/8/00 | So./So. | 1V | Waianae, HI (Waianae) |
| 42 | McCLAIN, Abdul-Malik | OLB | 6-4 | 240 | 10/10/99 | Fr./So. | SQ | San Juan Capistrano, CA (JSerra Catholic) |
| 13 | McCLAIN, Munir | WR | 6-4 | 210 | 12/29/00 | Fr./Fr. | -- | San Juan Capistrano, CA (JSerra Catholic) |
| 14 | McCOY, Bru | WR | 6-3 | 210 | 6/22/00 | Fr./Fr. | TR | Palos Verdes Estates, CA (Mater Dei/Texas) |
| 40 | McGRATH, Chase | PK | 6-0 | 190 | 9/13/98 | So.*/Jr. | 2V | Newport Beach, CA (Mater Dei) |
| 70 | McKENZIE, Jalen | OT | 6-5 | 300 | 7/10/99 | So.*/Jr. | 1V | Concord, CA (Clayton Valley) |
| 30 | McMILLAN, Jordan | S | 5-11 | 195 | 2/18/00 | Fr./So. | 1V | Los Angeles, CA (Loyola) |
| 54 | MOORE, Clyde | ILB | 6-0 | 225 | 10/13/99 | Fr./Fr. | TR | Newport Beach, CA (Corona del Mar/Colorado) |
| 90 | MURPHY, Connor | DL | 6-7 | 270 | 10/29/97 | Jr./Sr. | 3V | Mesa, AZ (Brophy Prep) |
| 62 | NEILON, Brett | C | 6-2 | 300 | 7/7/98 | So.*/Jr. | 1V | Rancho Santa Margarita, CA (Santa Margarita Catholic) |
| 44 | NOMURA, Tuasivi | OLB | 6-1 | 210 | 1/23/01 | Fr./Fr. | -- | Corona, CA (Centennial) |



2019 ALPHABETICAL ROSTER

| NO. | NAME | POS. | HGT. | WGT. | BIRTHDAY | CL.(ATH/AC) | EXP. | HOMETOWN (HIGH SCHOOL/JC/COLLEGE) |
|-----|----------------------|-------|------|------|----------|-------------|------|--|
| 13 | OTEY, Adonis | CB | 6-1 | 180 | 3/12/01 | Fr./Fr. | -- | Columbia, TN (Blackman) |
| 27 | PERDUE, Brandon | S | 6-4 | 205 | 9/4/96 | Jr.*/Sr. | SQ | Simi Valley, CA (Oaks Christian/Pierce JC/ New Mexico Military Inst.) |
| 91 | PILI, Brandon | DL | 6-4 | 325 | 4/2/99 | Jr./Jr. | 2V | Anchorage, AK (Westview (OR)) |
| 6 | PITTMAN JR., Michael | WR | 6-4 | 220 | 10/5/97 | Sr./Sr. | 3V | Woodland Hills, CA (Oaks Christian) |
| 21 | POLA-MAO, Isaiah | S | 6-4 | 205 | 6/30/99 | So.*/Jr. | 1V | Phoenix, AZ (Mountain Pointe) |
| 28 | POLLARD, C.J. | S | 6-1 | 195 | 10/31/97 | Jr.*/Sr. | 2V | Carson, CA (Serra) |
| 66 | QUINONES, Gino | C-OG | 6-3 | 280 | 4/5/00 | Fr./Fr. | -- | Ewa Beach, HI (Saint Louis) |
| 85 | RAE, Ethan | TE | 6-5 | 240 | 7/12/00 | Fr./Fr. | -- | Anaheim Hills, CA (Orange Lutheran) |
| 89 | RECTOR, Christian | DL | 6-4 | 270 | 4/22/97 | Sr.*/Sr. | 3V | South Pasadena, CA (Loyola) |
| 53 | RICHMOND, Drew | OT | 6-5 | 315 | 1/2/96 | Sr.*/Gr. | TR | Memphis, TN (Memphis University/Tennessee) |
| 77 | RODRIGUEZ, Jason | OG-OT | 6-6 | 325 | 3/9/01 | Fr./Fr. | -- | Oak Hills, CA (Oak Hills) |
| 36 | ROSE, Will | P | 6-1 | 175 | 4/30/01 | Fr./Fr. | -- | Long Beach, CA (St. John Bosco) |
| 51 | SCHIRMER, Bernard | OT | 6-6 | 290 | 12/18/96 | Jr.*/Sr. | SQ | Long Beach, CA (Lakewood/Mt. San Antonio JC) |
| 18 | SCOTT, Raymond | S-CB | 6-2 | 225 | 4/19/00 | So./So. | 1V | Harbor City, CA (Narbonne) |
| 4 | SCULLY, Trevor | QB | 5-11 | 170 | 9/25/99 | Fr.*/So. | SQ | La Jolla, CA (La Jolla) |
| 10 | SEARS, Jack | QB | 6-3 | 210 | 4/17/98 | So.*/Jr. | 1V | San Clemente, CA (San Clemente) |
| 9 | SLOVIS, Kedon | QB | 6-2 | 200 | 4/11/01 | Fr./Fr. | -- | Scottsdale, AZ (Desert Mountain) |
| 38 | STADTHAUS, Alex | PK | 6-2 | 200 | 12/13/99 | So./So. | 1V | Austin, TX (Vandergrift) |
| 8 | ST. BROWN, Amon-Ra | WR | 6-1 | 195 | 10/24/99 | So./So. | 1V | Anaheim Hills, CA (Mater Dei) |
| 8 | STEELE, Chris | CB | 6-1 | 190 | 9/27/00 | Fr./Fr. | TR | Bellflower, CA (St. John Bosco/Florida) |
| 30 | STEPP, Markese | TB | 6-0 | 235 | 2/11/00 | Fr.*/So. | 1V | Indianapolis, IN (Cathedral) |
| 47 | TA'UFO'OU, Stanley | DL | 6-3 | 270 | 1/30/00 | Fr./Fr. | -- | Simi Valley, CA (Grace Brethren) |
| 6 | TAYLOR-STUART, Isaac | CB | 6-2 | 205 | 10/25/99 | Fr.*/So. | 1V | San Diego, CA (Helix) |
| 96 | TREMBLAY, Caleb | DL | 6-5 | 270 | 9/24/96 | Jr.*/Sr. | 1V | Napa, CA (Vintage/American River CC) |
| 95 | TROUT, Trevor | DL | 6-4 | 315 | 11/20/99 | Fr.*/So. | SQ | Ferguson, MO (Chaminade College Prep) |
| 78 | TUFELE, Jay | DL | 6-3 | 305 | 7/25/99 | So.*/Jr. | 1V | Salt Lake City, UT (Bingham) |
| 45 | TUFONO, Maninoa | ILB | 6-3 | 235 | 6/28/00 | Fr./Fr. | -- | Halawa, HI (Punahou) |
| 51 | TUIPULOTU, Marlon | DL | 6-3 | 305 | 5/31/99 | So.*/Jr. | 2V | Independence, OR (Central) |
| 58 | TULIAUPUPU, Solomon | ILB | 6-3 | 230 | 3/20/00 | Fr.*/So. | SQ | Santa Ana, CA (Mater Dei) |
| 21 | VAUGHNS, Tyler | WR | 6-2 | 190 | 6/1/97 | Jr.*/Sr. | 2V | Pasadena, CA (Bishop Amat) |
| 75 | VERA-TUCKER, Alijah | OG | 6-4 | 310 | 6/17/99 | So.*/Jr. | 1V | Oakland, CA (Bishop O'Dowd) |
| 46 | VOIGT, Scott | TE | 6-3 | 210 | 1/7/98 | Jr.*/Sr. | -- | Darien, CT (Darien) |
| 72 | VORHEES, Andrew | OG-OT | 6-6 | 315 | 1/21/99 | Jr./Jr. | 2V | Kingsburg, CA (Kingsburg) |
| 22 | WEBSTER, Jack | WR | 6-0 | 190 | 8/20/98 | So.*/Jr. | SQ | La Canada Flintridge, CA (Loyola) |
| 7 | WILLIAMS, Chase | CB | 6-2 | 190 | 12/9/99 | Fr.*/So. | 1V | Corona, CA (Roosevelt) |
| 2 | WILLIAMS, Devon | WR | 6-4 | 215 | 7/6/00 | So./So. | 1V | Lancaster, CA (Antelope Valley) |
| 29 | WILLIAMS, Jayden | CB | 6-1 | 195 | 7/25/00 | Fr./Fr. | -- | Laton, CA (Centennial) |
| 24 | WILLIAMS, Max | CB | 5-9 | 180 | 8/28/00 | Fr./Fr. | -- | Carson, CA (Serra) |
| 17 | WILSON, Zach | WR | 6-1 | 205 | 12/4/99 | Fr.*/So. | SQ | Scottsdale, AZ (Saguaro) |
| 34 | WINSTON, Eli'jah | OLB | 6-3 | 240 | 4/8/00 | Fr.*/So. | 1V | Portland, OR (Central Catholic) |
| 82 | WOLFE, Jude | TE | 6-5 | 250 | 2/11/01 | Fr./Fr. | -- | Laguna Hills, CA (St. John Bosco) |
| 67 | ZUVICH, Mark | C | 6-3 | 260 | 9/1/99 | Fr.*/So. | SQ | Laguna Hills, CA (Laguna Hills) |

*Used up redshirt year

HEAD COACH: Clay HELTON (Houston, 1994), Sixth Year (interim 1 game in 2013, 7 in 2015; permanent 2 games in 2015, all 2016, 2017 and 2018)**ASSISTANT COACHES:** John BAXTER, Special Teams Coordinator/Tight Ends (Loras College, 1985); Greg BURNS, Secondary (Washington State, 1995); Keary COLBERT, Wide Receivers (USC, 2006); Joe DeFOREST, Outside Linebackers (Southwestern Louisiana, 1987); Tim DREVNO, Offensive Line/Run Game and Pass Protection Coordinator (Cal State Fullerton, 1992); Graham HARRELL, Offensive Coordinator/Quarterbacks (Texas Tech, 2007); Chris HAWKINS, Defensive Graduate Assistant (USC, 2017); Michael HUTCHINGS, Defensive Graduate Assistant (USC, 2017); Mike JINKS, Running Backs (Angelo State, 1995); Chad KAUAHA'AHAI, Defensive Line (Utah, 1997); Johnny NANSEN, Inside Linebackers/Defensive Run Game Coordinator (Washington State, 1997); Clancy PENDERGAST, Defensive Coordinator/Assistant Head Coach (Arizona, 1990); Dane STEVENS, Offensive Graduate Assistant (USC, 2016); Viane TALAMAIVAO, Offensive Graduate Assistant (USC, 2018)**HEAD STRENGTH AND CONDITIONING COACH:** Aaron Ausmus (Tennessee, 1998)

NUMERICAL ROSTER

| NO. | NAME | POS. | HGT. | WGT. | BIRTHDAY | CL.(ATH/AC) | EXP. | HOMETOWN (HIGH SCHOOL/JC/COLLEGE) |
|-----|------------------------|------|------|------|----------|-------------|------|--|
| 1 | JONES JR., Velus | WR | 6-0 | 190 | 5/11/97 | Jr./Sr. | 2V | Saraland, AL (Saraland) |
| 1 | GAOTEDTE IV, Palaie | ILB | 6-2 | 250 | 5/11/99 | So./So. | 1V | Las Vegas, NV (Bishop Gorman) |
| 2 | WILLIAMS, Devon | WR | 6-4 | 210 | 7/6/00 | So./So. | 1V | Lancaster, CA (Antelope Valley) |
| 4 | GRIFFIN, Olaijah | CB | 6-0 | 170 | 3/10/99 | So./So. | 1V | Long Beach, CA (Mission Viejo) |
| 4 | SCULLY, Trevor | QB | 5-11 | 170 | 9/25/99 | Fr./So. | SQ | La Jolla, CA (La Jolla) |
| 6 | PITTMAN JR., Michael | WR | 6-4 | 220 | 10/5/97 | Sr./Sr. | 3V | Woodland Hills, CA (Daks Christian) |
| 6 | TAYLOR-STUART, Isaac | CB | 6-2 | 205 | 10/25/99 | Fr./So. | 1V | San Diego, CA (Helix) |
| 7 | CARR, Stephen | TB | 6-0 | 210 | 1/16/99 | Jr./Jr. | 2V | Gardena, CA (Summit) |
| 7 | WILLIAMS, Chase | CB | 6-2 | 195 | 12/9/99 | Fr./So. | 1V | Corona, CA (Roosevelt) |
| 8 | ST. BROWN, Amon-Ra | WR | 6-1 | 195 | 10/24/99 | So./So. | 1V | Anaheim Hills, CA (Mater Dei) |
| 8 | STEELE, Chris | CB | 6-1 | 190 | 9/27/00 | Fr./Fr. | TR | Bellflower, CA (St. John Bosco/Florida) |
| 9 | JOHNSON, Greg | CB | 5-11 | 190 | 1/12/99 | So./Jr. | 2V | Los Angeles, CA (Hawkins) |
| 9 | SLOVIS, Kedon | QB | 6-2 | 200 | 4/11/01 | Fr./Fr. | -- | Scottsdale, AZ (Desert Mountain) |
| 10 | HOUSTON JR., John | ILB | 6-3 | 220 | 6/25/97 | Sr./Sr. | 3V | Carson, CA (Serra) |
| 10 | SEARS, Jack | QB | 6-3 | 210 | 4/17/98 | So./Jr. | 1V | San Clemente, CA (San Clemente) |
| 13 | McCLAIN, Munir | WR | 6-4 | 210 | 12/29/00 | Fr./Fr. | -- | San Juan Capistrano, CA (JSerra Catholic) |
| 13 | OTEY, Adonis | CB | 6-1 | 180 | 3/12/01 | Fr./Fr. | -- | Columbia, TN (Blackman) |
| 14 | McCOY, Bru | WR | 6-3 | 210 | 6/22/00 | Fr./Fr. | TR | Palos Verdes Estates, CA (Mater Dei/Texas) |
| 14 | DAVIS, Trey | CB | 6-0 | 185 | 2/14/01 | Fr./Fr. | -- | Federal Way, WA (Federal Way) |
| 15 | HUFANGA, Talanoa | S | 6-1 | 210 | 2/1/00 | So./So. | 1V | Corvallis, OR (Crescent Valley) |
| 15 | LONDON, Drake | WR | 6-5 | 205 | 7/24/01 | Fr./Fr. | -- | Moorpark, CA (Moorpark) |
| 15 | FITTS, Thomas | PK | 6-1 | 185 | 9/24/96 | Sr./Sr. | SQ | Dallas, TX (Episcopal School of Dallas) |
| 16 | DAVIS, Dominic | CB | 5-9 | 195 | 12/8/96 | Sr./Sr. | 3V | Los Angeles, CA (Bishop Alemany) |
| 16 | HARRIS, Scott | QB | 6-1 | 185 | 8/2/00 | Fr./Fr. | -- | Los Angeles, CA (Fairfax) |
| 17 | WILSON, Zach | WR | 6-1 | 205 | 12/4/99 | Fr./So. | SQ | Scottsdale, AZ (Saguaro) |
| 18 | DANIELS, JT | QB | 6-3 | 210 | 2/2/00 | So./So. | 1V | Irvine, CA (Mater Dei) |
| 18 | SCOTT, Raymond | S-CB | 6-2 | 225 | 4/19/00 | So./So. | 1V | Harbor City, CA (Narbonne) |
| 19 | FINK, Matt | QB | 6-3 | 200 | 12/13/97 | Jr./Sr. | 2V | Rancho Cucamonga, CA (Glendora) |
| 19 | GOFORTH, Ralen | ILB | 6-2 | 225 | 11/2/00 | Fr./Fr. | -- | Long Beach, CA (St. John Bosco) |
| 21 | VAUGHNS, Tyler | WR | 6-2 | 190 | 6/1/97 | Jr./Sr. | 2V | Pasadena, CA (Bishop Amat) |
| 21 | POLA-MAO, Isaiah | S | 6-4 | 205 | 6/30/99 | So./Jr. | 1V | Phoenix, AZ (Mountain Pointe) |
| 22 | HEWETT, Dorian | S | 6-0 | 180 | 6/13/01 | Fr./Fr. | -- | Houston, TX (North Shore Senior) |
| 22 | WEBSTER, Jack | WR | 6-0 | 190 | 8/20/98 | So./Jr. | SQ | La Canada Flintridge, CA (Loyola) |
| 23 | CHRISTON, Kenan | TB | 5-10 | 185 | 5/12/01 | Fr./Fr. | -- | San Diego, CA (Madison) |
| 23 | MAKAULA, Kaulana | S | 6-3 | 190 | 12/18/99 | Fr./Fr. | -- | Kailua, HI (Punahou) |
| 24 | WILLIAMS, Max | CB | 5-9 | 180 | 8/28/00 | Fr./Fr. | -- | Carson, CA (Serra) |
| 24 | GRIFFITHS, Ben | P | 6-5 | 240 | 9/17/91 | Fr./So. | -- | Melbourne, Australia |
| 25 | ALLEN, Briton | S | 6-0 | 185 | 5/20/00 | Fr./Fr. | -- | Orlando, FL (IMG Academy) |
| 26 | MAUGA, Kana'i | ILB | 6-2 | 240 | 1/8/00 | So./So. | 1V | Waianae, HI (Waianae) |
| 26 | JOUNTTI, Quincy | TB | 5-10 | 210 | 9/28/97 | Jr./Sr. | SQ | Bakersfield, CA (Liberty/Sacramento State) |
| 27 | HOCUM, Matthew | WR | 5-10 | 175 | 12/30/96 | Sr./Sr. | SQ | Milwaukee, WI (Waukesha/Marquette) |
| 27 | PERDUE, Brandon | S | 6-4 | 205 | 9/4/96 | Jr./Sr. | SQ | Simi Valley, CA (Daks Christian/Pierce JC/ New Mexico Military Inst.) |
| 28 | POLLARD, C.J. | S | 6-1 | 195 | 10/31/97 | Jr./Sr. | 2V | Carson, CA (Serra) |
| 29 | MALEPEAI, Vavae | TB | 6-0 | 220 | 1/21/98 | Jr./Sr. | 2V | Aiea, HI (Mililani) |
| 29 | WILLIAMS, Jayden | CB | 6-1 | 195 | 7/25/00 | Fr./Fr. | -- | Laton, CA (Centennial) |
| 30 | STEPP, Markese | TB | 6-0 | 235 | 2/11/00 | Fr./So. | 1V | Indianapolis, IN (Cathedral) |
| 30 | McMILLAN, Jordan | S | 5-11 | 195 | 2/18/00 | Fr./So. | 1V | Los Angeles, CA (Loyola) |
| 31 | ECHOLS, Hunter | OLB | 6-5 | 240 | 11/1/99 | So./Jr. | 1V | Los Angeles, CA (Cathedral) |
| 31 | HAGESTAD, Richard | S | 6-1 | 200 | 3/21/97 | Jr./Sr. | SQ | Del Mar, CA (Bishop's School) |
| 34 | WINSTON, Eli'jah | OLB | 6-3 | 240 | 4/8/00 | Fr./So. | 1V | Portland, OR (Central Catholic) |
| 36 | ROSE, Will | P | 6-1 | 175 | 4/30/01 | Fr./Fr. | -- | Long Beach, CA (St. John Bosco) |
| 37 | EASINGTON, Ben | TB | 5-10 | 210 | 4/23/99 | So./Jr. | SQ | Evanston, IL (Evanston) |
| 38 | STADTHAUS, Alex | PK | 6-2 | 200 | 12/13/99 | So./So. | 1V | Austin, TX (Vandergrift) |
| 38 | EDMONDSON, Chris | TB | 5-9 | 190 | 3/5/98 | Jr./Sr. | SQ | Cibola, TX (Clemens) |
| 39 | CASASANTE, Jac | SNP | 6-0 | 215 | 2/6/00 | Fr./So. | SQ | Altadena, CA (Loyola) |
| 40 | McGRATH, Chase | PK | 6-0 | 190 | 9/13/98 | So./Jr. | 2V | Newport Beach, CA (Mater Dei) |
| 41 | FALANIKO, Giuliano | ILB | 6-4 | 235 | 3/27/99 | So./Jr. | 2V | Pago Pago, American Samoa (Leone) |
| 41 | CAULK, Chris | TE | 6-3 | 210 | 10/27/97 | Jr./Sr. | SQ | San Diego, CA (Cathedral Catholic/San Diego Mesa JC) |
| 42 | McCLAIN, Abdul-Malik | OLB | 6-4 | 240 | 10/10/99 | Fr./So. | SQ | San Juan Capistrano, CA (JSerra Catholic) |
| 44 | NOMURA, Tuasivi | OLB | 6-1 | 210 | 1/23/01 | Fr./Fr. | -- | Corona, CA (Centennial) |
| 45 | TUFONO, Maninoa | ILB | 6-3 | 235 | 6/28/00 | Fr./Fr. | -- | Halawa, HI (Punahou) |
| 46 | JONES, Grant | ILB | 6-2 | 225 | 3/14/98 | Jr./Sr. | SQ | Danville, CA (De La Salle) |
| 46 | VOIGT, Scott | TE | 6-3 | 210 | 1/7/98 | Jr./Sr. | -- | Darien, CT (Darien) |
| 47 | TA'UFO'OU, Stanley | DL | 6-3 | 270 | 1/30/00 | Fr./Fr. | -- | Simi Valley, CA (Grace Brethren) |
| 48 | GUILLODRY III, Winston | WR | 5-11 | 180 | 5/21/96 | Sr./Sr. | -- | Dallas, TX (Episcopal/Vanderbilt) |
| 48 | ESPARZA, Peter | ILB | 6-1 | 210 | 4/6/00 | Fr./So. | SQ | West Covina, CA (JSerra Catholic) |
| 49 | BROWN, Michael | PK | 6-1 | 195 | 12/23/97 | Jr./Sr. | 2V | Temecula, CA (Linfield Christian) |
| 49 | BAYLE, Matt | ILB | 6-0 | 215 | 2/27/97 | Sr./Sr. | SQ | San Marino, CA (St. Francis) |
| 50 | FIGUEROA, Nick | DL | 6-5 | 280 | 8/1/99 | So./Jr. | JC | San Bernardino, CA (Cajon/Cal Poly/Riverside CC) |
| 51 | TUIPULOTU, Marlon | DL | 6-3 | 305 | 5/31/99 | So./Jr. | 2V | Independence, OR (Central) |
| 51 | SCHIRMER, Bernard | OT | 6-6 | 290 | 12/18/96 | Jr./Sr. | SQ | Long Beach, CA (Lakewood/Mt. San Antonio JC) |

2019 USC NUMERICAL ROSTER

| NO. | NAME | POS. | HGT. | WGT. | BIRTHDAY | CL.(ATH/AC) | EXP. | HOMETOWN (HIGH SCHOOL/JC/COLLEGE) |
|-----|---------------------|-------|------|------|----------|-------------|------|---|
| 52 | DANIEL, Jacob | OG | 6-4 | 310 | 4/7/97 | Sr.*/Sr. | 2V | Fresno, CA (Clovis North) |
| 52 | GILBERT, Spencer | ILB | 6-0 | 215 | 1/9/00 | Fr.*/So. | SQ | Madison, AL (St. John Bosco) |
| 53 | RICHMOND, Drew | OT | 6-5 | 315 | 1/2/96 | Sr.*/Gr. | TR | Memphis, TN (Memphis University/Tennessee) |
| 53 | MATTHEWS, Bryce | OLB | 6-3 | 225 | 4/30/99 | So.*/Jr. | SQ | Los Angeles, CA (Bishop Montgomery) |
| 54 | MOORE, Clyde | ILB | 6-0 | 225 | 10/13/99 | Fr./Fr. | TR | Newport Beach, CA (Corona del Mar/Colorado) |
| 56 | IOSEFA, Jordan | ILB | 6-2 | 230 | 9/20/98 | Sr./Sr. | 3V | Waipahu, HI (Saint Louis) |
| 57 | DEDICH, Justin | C | 6-2 | 295 | 4/21/00 | Fr.*/So. | SQ | Temecula, CA (Chaparral) |
| 58 | TULIAUPUPU, Solomon | ILB | 6-3 | 230 | 3/20/00 | Fr.*/So. | SQ | Santa Ana, CA (Mater Dei) |
| 59 | JOHNSON, Damon | SNP | 6-0 | 205 | 10/7/97 | Jr.*/Sr. | 2V | Glendora, CA (Glendora/Citrus JC) |
| 62 | NEILON, Brett | C | 6-2 | 300 | 7/7/98 | So.*/Jr. | 1V | Rancho Santa Margarita, CA (Santa Margarita Catholic) |
| 64 | MAGED, AJ | OG-OT | 6-5 | 300 | 11/10/00 | Fr.*/So. | SQ | Mesa, AZ (Red Mountain) |
| 65 | MARTIN II, Frank | OG | 6-4 | 300 | 9/5/97 | Jr.*/Sr. | SQ | West Covina, CA (Mater Dei) |
| 66 | QUINONES, Gino | C-OG | 6-3 | 280 | 4/5/00 | Fr./Fr. | -- | Ewa Beach, HI (Saint Louis) |
| 67 | ZUVICH, Mark | C | 6-3 | 260 | 9/1/99 | Fr.*/So. | SQ | Laguna Hills, CA (Laguna Hills) |
| 68 | DOUGLASS, Liam | OG-OT | 6-5 | 300 | 9/3/99 | Fr.*/So. | SQ | Topanga, CA (Harvard Westlake) |
| 70 | McKENZIE, Jalen | OT | 6-5 | 310 | 7/10/99 | So.*/Jr. | 1V | Concord, CA (Clayton Valley) |
| 71 | JIMMONS, Liam | OT | 6-4 | 305 | 1/6/98 | Jr.*/Sr. | 2V | Huntington Beach, CA (Huntington Beach) |
| 72 | VORHEES, Andrew | OG-OT | 6-6 | 315 | 1/21/99 | Jr./Jr. | 2V | Kingsburg, CA (Kingsburg) |
| 73 | JACKSON, Austin | OT | 6-6 | 310 | 8/11/99 | Jr./Jr. | 2V | Phoenix, AZ (North Canyon) |
| 75 | VERA-TUCKER, Alijah | OG | 6-4 | 310 | 6/17/99 | So.*/Jr. | 1V | Oakland, CA (Bishop O'Dowd) |
| 76 | BRADLEY, Clayton | OT | 6-5 | 295 | 10/7/96 | Sr.*/Sr. | 3V | Orange, CA (Servite) |
| 77 | RODRIGUEZ, Jason | OG-OT | 6-6 | 325 | 3/9/01 | Fr./Fr. | -- | Oak Hills, CA (Oak Hills) |
| 78 | TUFELE, Jay | DL | 6-3 | 305 | 7/25/99 | So.*/Jr. | 1V | Salt Lake City, UT (Bingham) |
| 79 | BENTON, De'jon | DL | 6-3 | 285 | 2/21/01 | Fr./Fr. | -- | Oakland, CA (Pittsburg) |
| 81 | FORD, Kyle | WR | 6-2 | 210 | 1/20/01 | Fr./Fr. | -- | Corona, CA (Orange Lutheran) |
| 82 | WOLFE, Jude | TE | 6-5 | 250 | 2/11/01 | Fr./Fr. | -- | Laguna Hills, CA (St. John Bosco) |
| 83 | FALO, Josh | TE | 6-6 | 230 | 8/10/99 | Jr./Jr. | 2V | Sacramento, CA (Inderkum) |
| 84 | KROMMENHOEK, Erik | TE | 6-5 | 260 | 11/12/98 | Jr./Jr. | 2V | Danville, CA (Monte Vista) |
| 85 | RAE, Ethan | TE | 6-5 | 240 | 7/12/00 | Fr./Fr. | -- | Anaheim Hills, CA (Orange Lutheran) |
| 86 | LOCKE, Chase | WR | 6-4 | 190 | 7/7/00 | Fr./Fr. | -- | San Antonio, TX (O'Connor) |
| 87 | JACKSON III, John | WR | 6-2 | 210 | 8/23/99 | Fr./Fr. | -- | Redondo Beach, CA (Serra) |
| 89 | RECTOR, Christian | DL | 6-4 | 270 | 4/22/97 | Sr.*/Sr. | 3V | South Pasadena, CA (Loyola) |
| 89 | MAHONEY, Sean | TE | 6-5 | 215 | 9/12/00 | Fr./Fr. | -- | Los Altos Hills, CA (Archbishop Mitty) |
| 90 | MURPHY, Connor | DL | 6-7 | 270 | 10/29/97 | Jr.*/Sr. | 3V | Mesa, AZ (Brophy Prep) |
| 91 | PILLI, Brandon | DL | 6-4 | 325 | 4/2/99 | Jr./Jr. | 2V | Anchorage, AK (Westview (OR)) |
| 95 | TROUT, Trevor | DL | 6-4 | 315 | 11/20/99 | Fr.*/So. | SQ | Ferguson, MO (Chaminade College Prep) |
| 96 | TREMBLAY, Caleb | DL | 6-5 | 270 | 9/24/96 | Jr.*/Sr. | 1V | Napa, CA (Vintage/American River CC) |
| 97 | LICHTENSTEIN, Jacob | DL | 6-5 | 280 | 11/6/98 | So.*/Jr. | 1V | Weston, FL (Cypress Bay) |
| 99 | JACKSON, Drake | DL | 6-4 | 275 | 4/12/01 | Fr./Fr. | -- | Corona, CA (Centennial) |

*Used up redshirt year

HEAD COACH: Clay HELTON (Houston, 1994), Sixth Year (interim 1 game in 2013, 7 in 2015; permanent 2 games in 2015, all 2016, 2017 and 2018)

ASSISTANT COACHES: John BAXTER, Special Teams Coordinator/Tight Ends (Loras College, 1985); Greg BURNS, Secondary (Washington State, 1995); Keary COLBERT, Wide Receivers (USC, 2006); Joe DeFOREST, Outside Linebackers (Southwestern Louisiana, 1987); Tim DREVNO, Offensive Line/Run Game and Pass Protection Coordinator (Cal State Fullerton, 1992); Graham HARRELL, Offensive Coordinator/Quarterbacks (Texas Tech, 2007); Chris HAWKINS, Defensive Graduate Assistant (USC, 2017); Michael HUTCHINGS, Defensive Graduate Assistant (USC, 2017); Mike JINKS, Running Backs (Angelo State, 1995); Chad KAUFMAN, Defensive Line (Utah, 1997); Johnny NANSEN, Inside Linebackers/Defensive Run Game Coordinator (Washington State, 1997); Clancy PENDERGAST, Defensive Coordinator/Assistant Head Coach (Arizona, 1990); Dane STEVENS, Offensive Graduate Assistant (USC, 2016); Viane TALAMAIVAO, Offensive Graduate Assistant (USC, 2018)

HEAD STRENGTH AND CONDITIONING COACH: Aaron Ausmus (Tennessee, 1998)



Pronunciation Guide

PLAYERS

| | |
|----------------------------|---------------------------------------|
| ALLEN, Briton | BRIT-un |
| BAYLE, Matt | BAIL |
| BENTON, De'jon | BEN-tun, DAY-zjahn |
| CARR, Stephen | CAR, STEEV-un |
| CASASANTE, Jac | cass-uh-SOHN-tay, JACK |
| CAULK, Chris | CAWLK |
| CHRISTON, Kenan | KRIS-tun, KEY-nun |
| DAVIS, Dominic/Trey | DAY-vis, DOM-in-ick/TRAY |
| DEDICH, Justin | DEED-itsh |
| DOUGLASS, Liam | DUG-lus, LEE-um |
| EASINGTON, Ben | EEZ-ing-tun |
| ECHOLS, Hunter | ECK-olz |
| EDMONDSON, Chris | ED-mun-sun |
| ESPARZA, Peter | uh-SPAR-zuh |
| FALANIKO, Juliano | fah-lah-NEE-coe, jew-lee-AH-no |
| FALD, Josh | FALL-oe |
| FIGUEROA, Nick | fig-uh-ROE-uh |
| GADTEOTE IV, Palaie | nah-DE-tay-DE-tay, pa-la-EE-ae |
| GOFORTH, Ralen | GDE-forth, RAY-lun |
| GRIFFIN, Olaijah | GRIF-un, uh-LIE-jhuh |
| GUILLORY III, Winston | GILL-er-ee |
| HAGESTAD, Richard | HAG-uh-stad |
| HEWITT, Dorian | DOOR-ee-un, YDU-it |
| HOCUM, Matthew | HOE-come |
| HUFANGA, Talanoa | who-FAWN-guh, tal-uh-NOE-uh |
| IOSEFA, Jordan | ee-oe-SEF-uh |
| JACKSON, Austin | JAX-sun, AWE-stin |
| JIMMONS, Liam | JIM-uns, LEE-um |
| JOHNSON, Damon | JON-sun, DAY-mun |
| JOUNTTI, Quincy | JON-tee, KWIN-tee |
| KROMMENHOEK, Erik | krome-mun-HOKE |
| LICHTENSTEIN, Jacob | LICK-tun-steen |
| MAGEO, AJ | mun-YAY-oe |
| MAHONEY, Sean | muh-HO-nee |
| MAKAULA, Kaulana | muh-COW-luh, cow-LAWN-uh |
| MALEPEAI, Vavae | mah-lay-PAY-eye, vah-VYE |
| MATTHEWS, Bryce | MATH-use, BRICE |
| MAUGA, Kana'i | MOW-guh, kuh-NYE-ee |
| McCLAIN, Abdul-Malik/Munir | muh-CLAYN, ab-DOOL-muh-LEEK/ moo-NEER |
| McCOY, Bru | muh-COY, BREW |
| McGRATH, Chase | muh-GRATH |
| McKENZIE, Jalen | muh-KEN-zee, JAY-lin |
| NEILON, Brett | NEE-lawn |
| NOMURA, Tuasivi | no-MUR-uh, too-ah-SEE-vee |
| OTEY, Adonis | OE-tay, uh-DDON-is |
| PERDUE, Brandon | purr-DEW |
| PILI, Brandon | PEE-lee |
| POLA-MAO, Isaiah | PDE-luh MOW (as in Cow), eye-ZAY-uh |
| POLLARD, C.J. | PAUL-urd |
| QUINONES, Gino | cue-NOE-nez, GEE-noe |
| RAE, Ethan | RAY |
| RECTOR, Christian | RECK-tur |
| RODRIGUEZ, Jason | rod-REE-guz |
| SCHIRMER, Bernard | SHER-mur |
| SLOVIS, Kedon | SLOW-vis, KEED-un |
| STADTHAUS, Alex | STAD-house |
| ST. BROWN, Amon-Ra | SAYNT BROWN, AW-mun-raw |
| STEPP, Markese | STEP, mar-KEESE |
| TA'UFO'OU, Stanley | tau-FDE-oh |
| TAYLOR-STUART, Isaac | TAY-lur-STEW-urt, EYE-zik |
| TREMBLAY, Caleb | TREM-blay, KAY-lub |
| TUFELE, Jay | too-FAY-lay |
| TUFONO, Maninoa | too-FDE-no, man-ee-NO-uh |
| TULIAUPUPU, Solomon | too-lee-ow-POO-poo, SAUL-uh-mun |
| TUIPULOTU, Marlon | TOO-ee-poo-LOE-too |
| VAUGHNS, Tyler | VONS |
| VERA-TUCKER, Alijah | VARE-uh TUK-ur, uh-LIE-jhuh |
| VOIGT, Scott | VOYT |
| VORHEES, Andrew | VORE-heez |
| WILLIAMS, Devon/Jayden | WIL-yums, DEV-un/JAY-din |
| WINSTON, Eli'jah | WIN-stun, uh-LIE-jhuh |
| ZUVICH, Mark | ZOO-vitch |

COACHES/STAFF

| | |
|--------------------|--------------------------|
| ARCE, Brett | ARE-see |
| AUSMUS, Aaron | OSS-muss |
| COLBERT, Keary | COL-burt, CARE-ee |
| DeFOREST, Joe | duh-FDRE-ust |
| DOEGE, Seth | DAY-ghee |
| DREVNO, Tim | DREV-noe |
| HARRELL, Graham | HAIR-ull |
| HELTON, Clay | HELL-tun |
| HOWE, Shawn | HOW |
| KAUHA'AHAA, Chad | cow-HA-ah-HA-ah |
| MURILLO, Steve | mer-RILL-oe |
| NANSEN, Johnny | NAN-sun |
| PENDERGAST, Clancy | PEN-dur-gassed |
| TALAMAIVAO, Viane | tal-uh-MY-vow, vee-ON-ee |
| VANDERMADE, Lenny | VAN-dur-maid |

Trojan In-Season Birthdays

| | | |
|-----------|-----|---|
| September | 1 | Mark Zuvich |
| | 3 | Liam Douglass |
| | 4 | Brandon Perdue |
| | 5 | Frank Martin II |
| | 12 | Sean Mahoney |
| | 13 | Chase McGrath |
| | 17 | Ben Griffiths |
| | *20 | Jordan Iosefa |
| | 24 | Thomas Fitts, Caleb Tremblay |
| | 25 | Trevor Scully |
| | 27 | Chris Steele |
| | *28 | Quincy Jountti |
| October | 5 | Michael Pittman Jr. |
| | 7 | Damon Johnson, Clayton Johnston |
| | 10 | Abdul-Malik McClain |
| | 13 | Clyde Moore |
| | 24 | Amon-Ra St. Brown |
| | *25 | Isaac Taylor-Stuart |
| | 27 | Chris Caulk |
| | 29 | Connor Murphy |
| | 31 | C.J. Pollard |
| November | 1 | Hunter Echols |
| | *2 | Ralen Goforth |
| | 6 | Jacob Lichtenstein, Strength Coach Aaron Ausmus |
| | *9 | Asst. Coach Greg Burns |
| | 10 | AJ Mageo |
| | 12 | Erik Krommenhoek |
| | 20 | Trevor Trout |

*USC football game day

USC's Youngest Player – Drake London (July 24, 2001)
USC's Oldest Player – Ben Griffiths (Sept. 17, 1991)

2019 Pac-12 Schedule

| | | | | |
|-----------------------|--|----------------------|--|-----------------------------|
| Sat., Aug. 24 | ARIZONA at Hawai'i | Sat., Oct. 5 | ARIZONA at COLORADO | |
| Thur., Aug. 29 | Kent State at ARIZONA STATE | | OREGON STATE at UCLA | |
| | UTAH at BYU | | CALIFORNIA at OREGON | |
| | UCLA at Cincinnati | | WASHINGTON STATE at STANFORD | |
| Fri., Aug. 30 | | Fri., Oct. 11 | COLORADO at OREGON | |
| | COLORADO vs. Colorado State (@Denver) | | Sat., Oct. 12 | WASHINGTON STATE at ARIZONA |
| | Oklahoma State at OREGON STATE | | WASHINGTON STATE at ARIZONA STATE | |
| Sat., Aug. 31 | | | USC at Notre Dame | |
| | Fresno State at USC | | UTAH at OREGON STATE | |
| | UCLA at Cincinnati | Thu., Oct. 17 | UCLA at STANFORD | |
| | UC Davis at CALIFORNIA | | Sat., Oct. 19 | ARIZONA at USC |
| | Northwestern at STANFORD | | ARIZONA STATE at UTAH | |
| | OREGON vs. Auburn (@Arlington) | | COLORADO at WASHINGTON STATE | |
| | Eastern Washington at WASHINGTON STATE | | OREGON at WASHINGTON | |
| | New Mexico State at WASHINGTON STATE | | OREGON STATE at CALIFORNIA | |
| Fri., Sept. 6 | | Fri., Oct. 25 | USC at COLORADO | |
| | Sacramento State at ARIZONA STATE | | Sat., Oct. 26 | ARIZONA at STANFORD |
| Sat., Sept. 7 | | | ARIZONA STATE at UCLA | |
| | Northern Arizona at ARIZONA | | CALIFORNIA at UTAH | |
| | STANFORD at USC | | WASHINGTON STATE at OREGON | |
| | San Diego State at UCLA | Sat., Nov. 2 | OREGON STATE at ARIZONA | |
| | Nebraska at COLORADO | | OREGON at USC | |
| | Northern Illinois at UTAH | | COLORADO at UCLA | |
| | CALIFORNIA at WASHINGTON | | UTAH at WASHINGTON | |
| | Nevada at OREGON | Fri., Nov. 8 | WASHINGTON STATE at OREGON STATE | |
| | OREGON STATE at Hawai'i | | Sat., Nov. 9 | USC at ARIZONA STATE |
| | Northern Colorado at WASHINGTON STATE | | STANFORD at COLORADO | |
| Fri., Sept. 13 | | | WASHINGTON STATE at CALIFORNIA | |
| | WASHINGTON STATE at Houston | | Sat., Nov. 16 | ARIZONA at OREGON |
| Sat., Sept. 14 | | | ARIZONA STATE at OREGON STATE | |
| | Texas Tech at ARIZONA | | USC at CALIFORNIA | |
| | ARIZONA STATE at Michigan State | | UCLA at UTAH | |
| | USC at BYU | | STANFORD at WASHINGTON STATE | |
| | Oklahoma at UCLA | Sat., Nov. 23 | UTAH at ARIZONA | |
| | Air Force at COLORADO | | OREGON at ARIZONA STATE | |
| | Idaho State at UTAH | | UCLA at USC | |
| | North Texas at CALIFORNIA | | WASHINGTON STATE at COLORADO | |
| | STANFORD at UCF | | OREGON STATE at WASHINGTON STATE | |
| | Montana at OREGON | | CALIFORNIA at STANFORD | |
| | Cal Poly at OREGON STATE | Fri., Nov. 29 | WASHINGTON STATE at WASHINGTON | |
| | Hawai'i at WASHINGTON | | Sat., Nov. 30 | ARIZONA at ARIZONA STATE |
| Fri., Sept. 20 | | | CALIFORNIA at UCLA | |
| | UTAH at USC | | COLORADO at UTAH | |
| Sat., Sept. 21 | | | Notre Dame at STANFORD | |
| | COLORADO at ARIZONA STATE | | OREGON STATE at OREGON | |
| | UCLA at WASHINGTON STATE | Fri., Dec. 6 | Pac-12 Football Championship Game (@Santa Clara) | |
| | CALIFORNIA at Mississippi | | | |
| | OREGON at STANFORD | | | |
| | WASHINGTON STATE at BYU | | | |
| Fri., Sept. 27 | | | | |
| | ARIZONA STATE at CALIFORNIA | | | |
| Sat., Sept. 28 | | | | |
| | UCLA at ARIZONA | | | |
| | USC at WASHINGTON | | | |
| | WASHINGTON STATE at UTAH | | | |
| | STANFORD at OREGON STATE | | | |





2019 SQUAD BREAKDOWNS

Experience Breakdown

Following is a breakdown of the 2019 USC football team. Players listed in CAPITAL LETTERS were 2018 starters (with number of starts in parentheses). Players with a “^ (x)” were 2018 co-starters (with number of starts in parentheses). Players with a “# (x)” were 2018 part-time starters (with number of starts in parentheses). Players with a “*” were 2018 lettermen.

RETURNING SQUADMEN (75)

OFFENSE (24)

Clayton Bradley, OT*
Stephen Carr, TB*# (1)
Jacob Daniel, OG
JT DANIELS, QB* (11)
Justin Dedich, C
Ben Easington, TB
Josh Faló, TE*# (3)
Matt Fink, QB*
AUSTIN JACKSON, OT* (12)
Liam Jimmons, OT*
VELUS JONES JR., WR*^ (4)
Erik Krommenhoek, TE*# (2)
Vavae Malepeai, TB*# (1)
Jalen McKenzie, OT*# (2)
Brett Neilon, C*# (1)
MICHAEL PITTMAN JR., WR* (11)
Bernard Schirmer, OT
Jack Sears, QB*# (1)
AMON-RA ST. BROWN, WR*^ (5)
Markese Stepp, TB*
TYLER VAUGHNS, WR* (11)
Alijah Vera-Tucker, OG*
ANDREW VORHEES, OG-OT* (11)
Devon Williams, WR*

DEFENSE (26)

Matt Bayle, ILB
Dominic Davis, CB*
Hunter Echols, OLB*
Juliano Falaniko, ILB*
Palaie Gaoteote IV, ILB*# (5)
Olajjah Griffin, CB*
JOHN HOUSTON JR., ILB* (11)
TALANDA HUFANGA, S*^ (9)
JORDAN IOSEFA, ILB* (9)
Greg Johnson, CB*# (4)
Jacob Lichtenstein, DL*# (2)
Kana'i Mauga, ILB*
Abdul-Malik McClain, OLB
Jordan McMillan, S*
Connor Murphy, DL*
Brandon Pili, DL*# (2)
ISAIAH POLA-MAO, S*^ (2)
C.J. Pollard, S*# (1)
CHRISTIAN RECTOR, DL* (8)
Raymond Scott, S-CB*
Isaac Taylor-Stuart, CB*
Caleb Tremblay, DL*
Jay Tufele, DL*# (5)
MARLON TUIPULOTU, DL* (10)
Chase Williams, CB*# (1)
Eli'jah Winston, OLB*

SPECIAL TEAMS (4)

MICHAEL BROWN, PK* (9)
DAMON JOHNSON, SNP* (12)
Chase McGrath, PK*# (3)
ALEX STADTHAUS, PK* (12)

NON-PLAYING SQUADMEN (21)

Jac Casasante, SNP
Chris Caulk, TE
Liam Douglass, OG-OT
Chris Edmondson, TB
Peter Esparza, ILB
Thomas Fitts, PK
Spencer Gilbert, ILB
Richard Hagestad, S
Matthew Hocum, WR
Grant Jones, ILB
Quincy Jountti, TB
AJ Mageo, OG-OT
Frank Martin II, OG
Bryce Matthews, OLB
Brandon Perdue, S
Trevor Scully, QB
Trevor Trout, DL
Solomon Tuliaupupu, ILB
Jack Webster, WR
Zach Wilson, WR
Mark Zuvich, C

SPRING 2019 ENROLLEES/ADDITIONS (13)

OFFENSE (6)

Winston Guillory III, WR
John Jackson III, WR
Gino Quinones, C-OG
Kedon Slovis, QB
Scott Voigt, TE
Jude Wolfe, TE

DEFENSE (6)

Briton Allen, S
Nick Figueroa, DL
Ralen Goforth, ILB
Drake Jackson, DL
Stanley Ta'ufu'ou, DL
Max Williams, CB

SPECIAL TEAMS (1)

Ben Griffiths, P

INCOMING COLLEGE TRANSFERS (1)

OFFENSE (1)

Drew Richmond, OT

INCOMING FRESHMEN (21)

OFFENSE (10)

Kenan Christon, TB
Kyle Ford, WR
Scott Harris, QB
Chase Locke, WR
Drake London, WR
Sean Mahoney, TE
Munir McClain, WR
Bru McCoy, WR
Ethan Rae, TE
Jason Rodriguez, OG-OT

DEFENSE (10)

De'jon Benton, DL
Trey Davis, CB
Dorian Hewett, S
Kaulana Makaula, S
Clyde Moore, ILB
Tuasivi Nomura, OLB
Adonis Otey, CB
Chris Steele, CB
Maninoa Tufono, ILB
Jayden Williams, CB

SPECIAL TEAMS (1)

Will Rose, P

SQUADMEN LOST (34)

OFFENSE (16)

Austin Applebee, TE*
Jordan Austin, OG*# (1)
CHRIS BROWN, OG* (12)
CHUMA EDOGA, OT* (10)
Howard Felder Jr., TB
Randal Grimes, WR
Daniel Imatorbhebhe, TE
Josh Imatorbhebhe, WR
TOA LOBENDAHN, C-OT* (11)
Matt Nyman, WR
TYLER PETITE, TE* (12)
Jake Russell, WR*
Trevon Sidney, WR*
Holden Thomas, QB
ACA'CEDRIC WARE, TB* (10)
Keyshawn "Pie" Young, WR

DEFENSE (13)

Oluwole Betiku, OLB
MALIK DORTON, DL* (10)
Isaac Franco, ILB
Porter Gustin, OLB*# (5)
AJENE HARRIS, CB* (10)
Levi Jones, ILB-DLB*
ISAIAH LANGLEY, CB* (8)
Jonathan Lockett, CB*# (3)
IMAN MARSHALL, CB* (12)
Davonte Nunnery, S
Reuben Peters, ILB-FB*
CAMERON SMITH, ILB* (9)
MARVELL TELL III, S* (10)

SPECIAL TEAMS (5)

James Bermingham Jr., P
REID BUDROVICH, P* (12)
Jake Olson, SNP*
WYATT SCHMIDT, HLD-SNP* (12)
Chris Tilbey, P*



CLASS BREAKDOWN

SENIORS (14)

Matt Bayle
Clayton Bradley
Jacob Daniel
Dominic Davis
Thomas Fitts
Winston Guillory III
Matthew Hocum
John Houston Jr.
Jordan Iosefa
Michael Pittman Jr.
Christian Rector
Drew Richmond

JUNIORS (25)

Michael Brown
Stephen Carr
Chris Caulk
Chris Edmondson
Josh Faló
Matt Fink
Richard Hagestad
Austin Jackson
Liam Jimmons
Damon Johnson
Grant Jones
Velus Jones Jr.
Quincy Jountti
Erik Krommenhoek
Vavae Malepeai
Frank Martin II
Connor Murphy
Brandon Perdue
Brandon Pili
C.J. Pollard
Bernard Schirmer
Caleb Tremblay
Tyler Vaughns
Scott Voigt
Andrew Vorhees

SOPHOMORES (25)

JT Daniels
Ben Easington
Hunter Echols
Juliano Falaniko
Nick Figueroa
Palaie Gaoteote IV
Olaijah Griffin
Talanoa Hufanga
Greg Johnson
Jacob Lichtenstein
Bryce Matthews
Kana'i Mauga
Chase McGrath
Jalen McKenzie
Brett Neilon
Isaiah Pola-Mao
Raymond Scott
Jack Sears
Alex Stadthaus
Amon-Ra St. Brown
Jay Tufele
Marlon Tuipulotu
Alijah Vera-Tucker
Jack Webster
Devon Williams

FRESHMEN (48)

Briton Allen
De'jon Benton
Jac Casasante*
Kenan Christon
Trey Davis
Justin Dedich*
Liam Douglass*
Peter Esparza*
Kyle Ford
Spencer Gilbert*
Ralen Goforth
Ben Griffiths*
Scott Harris
Dorian Hewett
Drake Jackson
John Jackson III
Chase Locke
Drake London
AJ Mageo*
Sean Mahoney
Kaulana Makaula
Abdul-Malik McClain*
Munir McClain
Bru McCoy
Jordan McMillan*
Clyde Moore
Tuasivi Nomura
Adonis Otey
Gino Quinones
Ethan Rae
Jason Rodriguez
Will Rose
Trevor Scully*
Kedon Slovis
Chris Steele
Markese Stepp*
Stanley Ta'ufo'ou
Isaac Taylor-Stuart*
Trevor Trout*
Mainoa Tufono
Solomon Tuliaupupu*
Chase Williams*
Jayden Williams
Max Williams
Zach Wilson*
Eli'jah Winston*
Jude Wolfe
Mark Zuvich*

*Redshirt freshman

GEOGRAPHIC BREAKDOWN

(By hometown state/country)

ALABAMA (2)

Spencer Gilbert
Velus Jones Jr.

ALASKA (1)

Brandon Pili

AMERICAN SAMOA (1)

Juliano Falaniko

ARIZONA (6)

Austin Jackson
AJ Mageo
Connor Murphy
Isaiah Pola-Mao
Kedon Slovis
Zach Wilson

AUSTRALIA (1)

Ben Griffiths

CALIFORNIA (72)

Matt Bayle
De'jon Benton
Clayton Bradley
Michael Brown
Stephen Carr
Jac Casasante
Chris Caulk
Kenan Christon
Jacob Daniel
JT Daniels
Dominic Davis
Justin Dedich
Liam Douglass
Hunter Echols
Peter Esparza
Josh Faló
Nick Figueroa
Matt Fink
Kyle Ford
Ralen Goforth
Olaijah Griffin
Richard Hagestad
Scott Harris
John Houston Jr.
Drake Jackson
John Jackson III
Liam Jimmons
Damon Johnson
Greg Johnson
Grant Jones
Quincy Jountti
Erik Krommenhoek
Drake London
Sean Mahoney
Frank Martin II
Bryce Matthews
Abdul-Malik McClain
Munir McClain
Bru McCoy
Chase McGrath
Jalen McKenzie
Jordan McMillan
Clyde Moore
Brett Neilon
Tuasivi Nomura
Brandon Perdue
Michael Pittman Jr.
C.J. Pollard
Ethan Rae

2019 SQUAD BREAKDOWNS

Christian Rector
Jason Rodriguez
Will Rose
Bernard Schirmer
Raymond Scott
Trevor Scully
Jack Sears
Amon-Ra St. Brown
Chris Steele
Stanley Ta'ufo'ou
Isaac Taylor-Stuart
Solomon Tuliaupupu
Tyler Vaughns
Alijah Vera-Tucker
Andrew Vorhees
Jack Webster
Caleb Tremblay
Chase Williams
Devon Williams
Jayden Williams
Max Williams
Jude Wolfe
Mark Zuvich

CONNECTICUT (1)

Scott Voigt

FLORIDA (2)

Briton Allen
Jacob Lichenstein

HAWAII (6)

Jordan Iosefa
Kaulana Makaula
Vavae Malepeai
Kana'i Mauga
Gino Quinones
Maninoa Tufono

ILLINOIS (1)

Ben Easington

INDIANA (1)

Markese Stepp

MISSOURI (1)

Trevor Trout

NEVADA (1)

Palaie Gaoteote IV

OREGON (3)

Talanoa Hufanga
Marlon Tuipulotu
Eli'jah Winston

TENNESSEE (2)

Adonis Otey
Drew Richmond

TEXAS (6)

Chris Edmondson
Thomas Fitts
Winston Guillory III
Dorian Hewett
Chase Locke
Alex Stadthaus

UTAH (1)

Jay Tufele

WASHINGTON (1)

Trey Davis

WISCONSIN (1)

Matthew Hocum



2018 SEASON STATISTICS

Team

| | USC | OPP |
|----------------------------------|--------|--------|
| First downs rushing..... | 83 | 94 |
| First downs passing..... | 125 | 128 |
| First downs penalty..... | 23 | 24 |
| Total first downs..... | 231 | 246 |
| Penalties/Yards..... | 96/883 | 70/643 |
| Fumbles/Lost..... | 24-10 | 11-6 |
| Third down conversions..... | 62-167 | 77-193 |
| Avg. Time of Possession..... | 28:48 | 31:12 |
| Sacks by/Yards..... | 29/174 | 27/196 |
| Avg. yards rushing per game..... | 133.5 | 164.4 |
| Avg. yards passing per game..... | 249.1 | 223.2 |
| Avg. total offense per game..... | 382.6 | 387.7 |

| SCORE BY QUARTERS | 1 | 2 | 3 | 4 | OT | Total |
|-------------------|----|-----|----|----|----|-------|
| USC | 79 | 106 | 48 | 80 | 0 | 313 |
| Opponents | 55 | 106 | 90 | 73 | 0 | 324 |

Individual

(Returning players are listed in CAPITAL LETTERS)

| RUSHING | TCB | YDS | YL | NET | AVG | TD | LONG |
|-------------|-----|------|-----|------|------|----|------|
| Ware | 125 | 844 | 19 | 825 | 6.6 | 6 | 69 |
| MALEPEAI | 93 | 509 | 8 | 501 | 5.4 | 8 | 41 |
| CARR | 81 | 417 | 33 | 384 | 4.7 | 2 | 50 |
| STEPP | 7 | 33 | 0 | 33 | 4.7 | 0 | 9 |
| FINK | 7 | 27 | 3 | 24 | 3.4 | 0 | 8 |
| V. JONES | 6 | 18 | 5 | 13 | 2.2 | 1 | 8 |
| SEARS | 10 | 36 | 26 | 10 | 1.0 | 0 | 22 |
| PITTMAN | 1 | 9 | 0 | 9 | 9.0 | 0 | 9 |
| ST. BROWN | 2 | 12 | 3 | 9 | 4.5 | 0 | 12 |
| KROMMENHOEK | 1 | 8 | 0 | 8 | 8.0 | 0 | 8 |
| M. BROWN | 1 | 0 | 2 | -2 | -2.0 | 0 | 0 |
| Team | 13 | 0 | 63 | -63 | -4.8 | 0 | 0 |
| DANIELS | 45 | 54 | 203 | -149 | -3.3 | 0 | 8 |
| USC TOTALS | 392 | 1967 | 365 | 1602 | 4.1 | 17 | 69 |
| OPPONENTS | 460 | 2276 | 303 | 1973 | 4.3 | 20 | 71 |

| PASSING | PA | PC | PI | PCT | YDS | TD | LONG | RATING |
|------------|-----|-----|----|-------|------|----|------|--------|
| DANIELS | 363 | 216 | 10 | .595 | 2672 | 14 | 65 | 128.6 |
| SEARS | 28 | 20 | 0 | .714 | 235 | 2 | 48 | 165.5 |
| FINK | 9 | 7 | 0 | .778 | 46 | 1 | 16 | 157.4 |
| VAUGHNS | 1 | 1 | 0 | 1.000 | 36 | 1 | 36 | 732.4 |
| Team | 1 | 0 | 0 | .000 | 0 | 0 | 0 | 0.0 |
| USC TOTALS | 402 | 244 | 10 | .607 | 2989 | 18 | 65 | 133.0 |
| OPPONENTS | 408 | 239 | 4 | .586 | 2679 | 20 | 59 | 128.0 |

| RECEIVING | NO | YDS | AVG | TD | LONG |
|-------------|-----|------|------|----|------|
| ST. BROWN | 60 | 750 | 12.5 | 3 | 53 |
| VAUGHNS | 58 | 674 | 11.6 | 6 | 48 |
| PITTMAN | 41 | 758 | 18.5 | 6 | 65 |
| V. JONES | 24 | 266 | 11.1 | 1 | 45 |
| MALEPEAI | 15 | 88 | 5.9 | 0 | 24 |
| FALO | 10 | 158 | 15.8 | 0 | 37 |
| Ware | 9 | 35 | 3.9 | 0 | 9 |
| CARR | 8 | 26 | 3.2 | 0 | 9 |
| Sidney | 7 | 104 | 14.9 | 0 | 41 |
| Petite | 5 | 30 | 6.0 | 1 | 10 |
| D. WILLIAMS | 4 | 87 | 21.8 | 1 | 41 |
| KROMMENHOEK | 2 | 6 | 3.0 | 0 | 4 |
| STEPP | 1 | 7 | 7.0 | 0 | 7 |
| USC TOTALS | 244 | 2989 | 12.2 | 18 | 65 |
| OPPONENTS | 239 | 2679 | 11.2 | 20 | 59 |

| PUNTING | NO | YDS | AVG | BLK | LONG |
|------------|----|------|------|-----|------|
| Budrovich | 58 | 2284 | 39.4 | 1 | 54 |
| Tilbey | 7 | 242 | 34.6 | 1 | 47 |
| Team | 1 | 30 | 30.0 | 1 | 30 |
| USC TOTALS | 66 | 2556 | 38.7 | 1 | 54 |
| OPPONENTS | 71 | 2879 | 40.5 | 2 | 67 |

| FG KICKING | 1-19 | 20-29 | 30-39 | 40-49 | 50+ | PTS |
|------------|------|-------|-------|-------|-----|-----|
| M. BROWN | 0-0 | 2-2 | 2-3 | 3-4 | 0-0 | 21 |
| McGRATH | 0-0 | 1-1 | 3-3 | 2-2 | 0-2 | 18 |
| USC TOTALS | 0-0 | 3-3 | 5-6 | 5-6 | 0-2 | 39 |
| OPPONENTS | 1-1 | 1-1 | 4-7 | 4-4 | 1-3 | 33 |

| PUNT RETURNS | NO | YDS | AVG | TD | LONG |
|--------------|----|-----|------|----|------|
| VAUGHNS | 19 | 199 | 10.5 | 1 | 82 |
| Russell | 1 | 14 | 14.0 | 0 | 0 |
| ST. BROWN | 1 | 9 | 9.0 | 0 | 9 |
| PITTMAN | 1 | 4 | 4.0 | 0 | 0 |
| D. WILLIAMS | 0 | 5 | 0.0 | 1 | 5 |
| USC TOTALS | 22 | 231 | 10.5 | 2 | 82 |
| OPPONENTS | 19 | 199 | 10.5 | 1 | 92 |

| KICKOFF RETURNS | NO | YDS | AVG | TD | LONG |
|-----------------|----|-----|------|----|------|
| V. JONES | 21 | 483 | 23.0 | 0 | 37 |
| CARR | 6 | 151 | 25.2 | 0 | 73 |
| Harris | 1 | 25 | 25.0 | 0 | 25 |
| Team | 1 | -2 | -2.0 | 0 | -2 |
| USC TOTALS | 29 | 657 | 22.7 | 0 | 73 |
| OPPONENTS | 18 | 416 | 23.1 | 0 | 55 |

| INTERCEPTION RETURNS | NO | YDS | AVG | TD | LONG |
|----------------------|----|-----|------|----|------|
| Harris | 1 | 6 | 6.0 | 1 | 6 |
| Langley | 1 | 0 | 0.0 | 0 | 0 |
| McMILLAN | 1 | 0 | 0.0 | 0 | 0 |
| Tell | 1 | -4 | -4.0 | 0 | -4 |
| USC TOTALS | 4 | 2 | 0.5 | 1 | 6 |
| OPPONENTS | 10 | 44 | 4.4 | 0 | 36 |

| SCORING | TD | 1XP | 2XP | FG | SAF | PTS |
|-------------|----|-------|-----|-------|-----|-----|
| M. BROWN | 0 | 32-32 | 0-0 | 7-9 | 0 | 53 |
| MALEPEAI | 8 | 0-0 | 0-0 | 0-0 | 0 | 48 |
| VAUGHNS | 7 | 0-0 | 1-1 | 0-0 | 0 | 44 |
| PITTMAN | 6 | 0-0 | 0-0 | 0-0 | 0 | 36 |
| Ware | 6 | 0-0 | 0-0 | 0-0 | 0 | 36 |
| McGRATH | 0 | 6-6 | 0-0 | 6-8 | 0 | 24 |
| ST. BROWN | 3 | 0-0 | 0-0 | 0-0 | 0 | 18 |
| V. JONES | 2 | 0-0 | 0-0 | 0-0 | 0 | 12 |
| CARR | 2 | 0-0 | 0-0 | 0-0 | 0 | 12 |
| D. WILLIAMS | 2 | 0-0 | 0-0 | 0-0 | 0 | 12 |
| Petite | 1 | 0-0 | 0-0 | 0-0 | 0 | 6 |
| Harris | 1 | 0-0 | 0-0 | 0-0 | 0 | 6 |
| TUFELE | 1 | 0-0 | 0-0 | 0-0 | 0 | 6 |
| USC TOTALS | 39 | 38-38 | 1-1 | 13-17 | 0 | 313 |
| OPPONENTS | 42 | 37-39 | 0-3 | 11-16 | 1 | 324 |

| DEFENSIVE STATISTICS | Total Tackles | Solo/Assisted Tackles | Tackles For Loss/Yds | QB Sacks/Yds | Pass Def. | Fumbles Caused/Rec. |
|----------------------|---------------|-----------------------|----------------------|--------------|-----------|---------------------|
| Smith | 81 | 58/23 | 7.5/18 | 1/2 | 4 | 0/0 |
| HOUSTON | 67 | 35/32 | 2.5/18 | 1/12 | 5 | 1/0 |
| Harris | 57 | 33/24 | 3/13 | 0/0 | 8* | 1/0 |
| Tell | 57 | 39/18 | 1/2 | 0/0 | 5 | 1/0 |
| HUFANGA | 51 | 31/20 | 3.5/7 | 0/0 | 4 | 0/0 |
| Marshall | 48 | 37/11 | 5.5/12 | 0/0 | 9 | 1/0 |
| RECTOR | 48 | 23/25 | 9/44 | 4.5/29 | 2 | 1/1 |
| Langley | 46 | 36/10 | 0/0 | 0/0 | 7 | 0/0 |
| IOSEFA | 38 | 22/16 | 4/21 | 2/15 | 4 | 0/1 |
| GAOTEOTE | 38 | 19/19 | 4.5/17 | 2/11 | 0 | 0/0 |
| TUIPULOTU | 33 | 13/20 | 5.5/17 | 4.5/15 | 0 | 0/0 |
| Gustin | 28 | 18/10 | 10/50 | 7/45 | 1 | 0/1 |
| Dorton | 27 | 10/17 | 2/9 | 1.5/8 | 3 | 0/0 |
| TUFELE | 23 | 14/9 | 4.5/19 | 3/17 | 1* | 0/1*** |
| Lockett | 22 | 18/4 | 1.5/6 | 0/0 | 1 | 0/1 |
| G. JOHNSON | 15 | 11/4 | 1/2 | 0/0 | 3 | 0/1 |
| LICHTENSTEIN | 15 | 6/9 | 2/4 | 0/0 | 1 | 0/0 |
| MAUGA | 14 | 4/10 | 1/1 | 0/0 | 1 | 0/0 |
| L. Jones | 13 | 10/3 | 3/12 | 0/0 | 2 | 0/0 |
| POLLARD | 12 | 3/9 | 1.5/6 | 0.5/5 | 1 | 0/0 |
| PILI | 12 | 3/9 | 2.5/9 | 1/6 | 0 | 0/0 |
| Peters | 11 | 7/4 | 2/4 | 0/0 | 0 | 0/0 |
| POLA-MAD | 8 | 4/4 | 0/0 | 0/0 | 0 | 1/0 |
| GRIFFIN | 8 | 7/1 | 1/3 | 0/0 | 1 | 0/0 |
| ECHOLS | 6 | 2/4 | 0/0 | 0/0 | 0 | 0/0 |
| JIMMONS | 6 | 4/2 | 2.5/12 | 1/9 | 0 | 0/0 |
| C. WILLIAMS | 4 | 3/1 | 1/2 | 0/0 | 0 | 0/0 |
| MURPHY | 2 | 1/1 | 0.5/1 | 0/0 | 0 | 0/0 |
| TREMBLAY | 2 | 1/1 | 0/0 | 0/0 | 0 | 0/0 |
| FALANIKO | 1 | 1/0 | 0/0 | 0/0 | 0 | 0/0 |
| STEPP | 1 | 0/1 | 0/0 | 0/0 | 0 | 0/0 |
| McMILLAN | 1 | 1/0 | 0/0 | 0/0 | 0 | 0/0 |
| D. JOHNSON | 1 | 0/1 | 0/0 | 0/0 | 0 | 0/0 |
| MALEPEAI | 1 | 1/0 | 0/0 | 0/0 | 0 | 0/0 |
| Budrovich | 1 | 1/0 | 0/0 | 0/0 | 0 | 0/0 |
| PITTMAN | 1 | 1/0 | 0/0 | 0/0 | 1** | 0/0 |
| STADTHAUS | 1 | 1/0 | 0/0 | 0/0 | 0 | 0/0 |
| ST. BROWN | 1 | 1/0 | 0/0 | 0/0 | 0 | 0/0 |
| V. JONES | 1 | 0/1 | 0/0 | 0/0 | 0 | 0/0 |
| Team | 1 | 1/0 | 1/2 | 0/0 | 0 | 0/0 |
| SCOTT | 1 | 0/1 | 0/0 | 0/0 | 0 | 0/0 |
| D. WILLIAMS | 1 | 1/0 | 0/0 | 0/0 | 0 | 0/0 |
| WINSTON | 1 | 1/0 | 0/0 | 0/0 | 0 | 0/0 |
| Russell | 0 | 0/0 | 0/0 | 0/0 | 1** | 0/0 |
| USC TOTALS | 806 | 482/324 | 83/31 | 29/174 | 67^ | 6/6*** |
| OPPONENTS | 791 | 424/367 | 66/333 | 27/196 | 59^^ | 13/10 |

*Includes 1 blocked field goal

**Includes 1 blocked punt

***Includes 1 for a TD

^Includes 2 blocked field goals and 2 blocked punts

^^Includes 1 blocked field goal and 1 blocked punt



2018 GAME-BY-GAME STATISTICS



INDIVIDUAL STATISTICS

(USC game highs in bold face)

| <i>Name</i> | <i>UNLV</i> | <i>Stanford</i> | <i>Texas</i> | <i>Wash. St.</i> | <i>Arizona</i> | <i>Colorado</i> | <i>Utah</i> | <i>Ariz. St.</i> | <i>Oreg. St.</i> | <i>California</i> | <i>UCLA</i> | <i>No. Dame</i> |
|-------------------------------------|-------------|-----------------|--------------|------------------|----------------|-----------------|-------------|------------------|------------------|-------------------|-------------|-----------------|
| Rushing: TCB-NET-TD | | | | | | | | | | | | |
| Ware | 10-100-1 | 18-65-0 | 4-8-0 | 1-(-5)-0 | 21-173-2 | 6-23-0 | -- | 13-64-0 | 17-205-3 | 16-103-0 | 6-27-0 | 13-68-0 |
| MALEPEAI | 8-47-2 | 3-18-0 | 2-3-1 | 13-78-2 | 3-8-1 | 2-6-0 | 10-44-1 | 5-51-0 | 15-101-0 | 13-47-0 | 15-77-0 | 4-21-1 |
| CARR | 9-54-0 | 10-52-0 | 6-13-1 | 8-77-0 | 14-80-0 | 12-20-0 | 12-23-0 | 4-16-0 | 6-49-1 | -- | -- | -- |
| STEPP | -- | -- | -- | -- | -- | 2-10-0 | -- | -- | -- | -- | -- | 5-23-0 |
| FINK | 2-(-2)-0 | 1-5-0 | -- | -- | -- | -- | 4-21-0 | -- | -- | -- | -- | -- |
| V. JONES | 2-10-0 | -- | -- | -- | -- | -- | 3-(-5)-0 | 1-8-1 | -- | -- | -- | -- |
| SEARS | -- | -- | -- | -- | -- | -- | -- | 10-10-0 | -- | -- | -- | -- |
| ST. BROWN | 1-12-0 | -- | 1-(-3)-0 | -- | -- | -- | -- | -- | -- | -- | -- | -- |
| PITTMAN | -- | -- | -- | -- | -- | -- | -- | -- | -- | -- | 1-9-0 | -- |
| KROMMENHOEK | -- | -- | -- | -- | -- | -- | -- | -- | -- | -- | 1-8-0 | -- |
| M. BROWN | -- | -- | -- | -- | -- | -- | -- | -- | -- | 1-(-2)-0 | -- | -- |
| Team | 1-(-1)-0 | -- | -- | 3-(-24)-0 | 5-(-10)-0 | 2-(-4)-0 | -- | -- | 1-(-2)-0 | 1-(-22)-0 | -- | -- |
| DANIELS | 5-(-1)-0 | 5-(-20)-0 | 3-(-26)-0 | 6-(-13)-0 | 4-2-0 | 2-(-4)-0 | 2-(-10)-0 | -- | 5-(-21)-0 | 7-(-29)-0 | 4-(-9)-0 | 2-(-18)-0 |
| Passing: PA-PC-INT-YDS-TD | | | | | | | | | | | | |
| DANIELS | 35-21-0 | 34-16-2 | 48-30-1 | 26-17-0 | 24-16-0 | 35-18-2 | 16-6-2 | -- | 26-14-0 | 34-21-1 | 34-20-2 | 51-37-0 |
| | 282-1 | 215-0 | 322-0 | 241-3 | 197-0 | 283-3 | 89-1 | -- | 177-1 | 180-2 | 337-2 | 349-1 |
| SEARS | -- | -- | -- | -- | -- | -- | -- | 28-20-0 | -- | -- | -- | -- |
| | | | | | | | | 235-2 | | | | |
| FINK | -- | 2-1-0 | -- | -- | -- | -- | 7-6-0 | -- | -- | -- | -- | -- |
| | | 3-0 | | | | | 43-1 | | | | | |
| VAUGHNS | -- | -- | -- | -- | -- | -- | -- | 1-1-0 | -- | -- | -- | -- |
| | | | | | | | | 36-1 | | | | |
| Team | -- | -- | -- | -- | -- | -- | -- | 1-0-0 | -- | -- | -- | -- |
| | | | | | | | | 0-0 | | | | |
| Receiving: NO-YDS-TD | | | | | | | | | | | | |
| ST. BROWN | 7-98-1 | 2-39-0 | 9-167-0 | 2-38-1 | 5-54-0 | 4-31-0 | -- | 4-39-0 | 5-39-0 | 6-53-0 | 6-98-1 | 10-94-0 |
| VAUGHNS | 3-37-0 | 7-84-0 | 4-36-0 | 7-64-1 | 2-23-0 | 5-86-1 | 2-1-0 | 4-72-1 | 3-41-0 | 8-91-2 | 1-19-0 | 12-120-1 |
| PITTMAN | 1-36-0 | 3-65-0 | 4-16-0 | 2-72-1 | 1-20-0 | 6-155-2 | 4-107-1 | 6-90-2 | -- | -- | 7-106-0 | 7-91-0 |
| V. JONES | 2-16-0 | -- | 4-71-0 | 2-48-0 | 2-22-0 | 2-6-0 | 3-4-0 | 1-22-0 | -- | 4-8-0 | 1-45-1 | 3-24-0 |
| MALEPEAI | 2-6-0 | 1-10-0 | 1-(-2)-0 | -- | 2-14-0 | -- | 1-12-0 | 2-15-0 | 1-6-0 | 1-0-0 | 3-26-0 | 1-1-0 |
| FALO | -- | -- | 2-6-0 | -- | 3-54-0 | -- | -- | 3-37-0 | -- | 1-24-0 | 1-37-0 | -- |
| Ware | 2-15-0 | -- | -- | 1-5-0 | -- | 1-5-0 | -- | 1-(-4)-0 | 1-6-0 | -- | 1-6-0 | 2-2-0 |
| CARR | -- | 3-12-0 | 2-7-0 | 2-2-0 | -- | -- | 1-5-0 | -- | -- | -- | -- | -- |
| Sidney | 3-72-0 | -- | 2-12-0 | 1-12-0 | -- | -- | -- | -- | 1-8-0 | -- | -- | -- |
| Petite | -- | 1-8-0 | 2-9-0 | -- | 1-10-0 | -- | 1-3-1 | -- | -- | -- | -- | -- |
| D. WILLIAMS | -- | -- | -- | -- | -- | -- | -- | -- | 3-77-1 | -- | -- | 1-10-0 |
| KROMMENHOEK | 1-2-0 | -- | -- | -- | -- | -- | -- | -- | -- | 1-4-0 | -- | -- |
| STEPP | -- | -- | -- | -- | -- | -- | -- | -- | -- | -- | -- | 1-7-0 |
| Punting: NO-YDS-LONG | | | | | | | | | | | | |
| Budrovich | 4-115-48 | 2-54-33 | 3-107-40 | 5-197-50 | 5-228-51 | 7-297-54 | 7-279-48 | 7-309-53 | 3-100-39 | 6-241-47 | 3-126-49 | 6-231-51 |
| Tilbey | -- | 4-163-47 | 3-79-44 | -- | -- | -- | -- | -- | -- | -- | -- | -- |
| Team | -- | -- | -- | -- | 1-30-30 | -- | -- | -- | -- | -- | -- | -- |
| Punt Returns: NO-YDS-LONG | | | | | | | | | | | | |
| VAUGHNS | 2-54-28 | 1-4-4 | 2-22-22 | 1-0-0 | 4-(-1)-3 | 4-20-12 | -- | 2*-79-82 | 1-(-1)-0 | 1-0-0 | -- | 1-22-22 |
| Russell | -- | -- | -- | -- | -- | -- | -- | -- | -- | -- | 1-14-14 | -- |
| ST. BROWN | 1-9-9 | -- | -- | -- | -- | -- | -- | -- | -- | -- | -- | -- |
| D. Williams | -- | -- | -- | -- | -- | -- | -- | -- | -- | -- | 0*-5-5 | -- |
| PITTMAN | -- | -- | -- | -- | -- | -- | 1-4-4 | -- | -- | -- | -- | -- |
| *Includes 1 for a TD | | | | | | | | | | | | |
| Kickoff Returns: NO-YDS-LONG | | | | | | | | | | | | |
| V. JONES | 1-16-16 | -- | 2-55-34 | 4-91-35 | -- | 1-31-31 | 1-30-30 | 4-87-24 | 3-76-37 | -- | 2-40-28 | 3-57-22 |
| CARR | 1-73-73 | -- | -- | 2-38-25 | -- | -- | 1-22-22 | 1-2-2 | 1-16-0 | -- | -- | -- |
| Harris | 1-25-25 | -- | -- | -- | -- | -- | -- | -- | -- | -- | -- | -- |
| Team | -- | -- | -- | -- | -- | 1-(-2)-(-2) | -- | -- | -- | -- | -- | -- |
| Interceptions: NO-YDS-TD | | | | | | | | | | | | |
| Harris | -- | -- | -- | -- | -- | 1-6-1 | -- | -- | -- | -- | -- | -- |
| Langley | -- | -- | -- | -- | -- | -- | -- | -- | -- | -- | 1-0-0 | -- |
| McMILLAN | -- | -- | -- | -- | -- | -- | -- | -- | -- | -- | -- | 1-0-0 |
| Tell | -- | -- | -- | -- | 1-(-4)-0 | -- | -- | -- | -- | -- | -- | -- |



2018 GAME-BY-GAME STATISTICS

| Name | UNLV | Stanford | Texas | Wash. St. | Arizona | Colorado | Utah | Ariz. St. | Oreg. St. | California | UCLA | No. Dame |
|--|-----------|-----------|---------|-----------|----------|-----------|------------|------------|-----------|------------|------------|-----------|
| Defensive Statistics: TAC-FOR LOSS-PASS DEF-FUM REC | | | | | | | | | | | | |
| Smith | 7-2-2-0 | 9-1-0-0 | 9-0-0-0 | 15-2-0-0 | 7-0-1-0 | -- | -- | -- | 5-0-1-0 | 7-0-0-0 | 10-0-5-0-0 | 12-2-0-0 |
| HOUSTON | 4-0-0-0 | 4-1-1-0 | 4-0-1-0 | 7-0-1-0 | 4-0-1-0 | 4-0-1-0 | 15-1-5-0-0 | 7-0-0-0 | 8-1-0-0 | 6-0-0-0 | 4-0-0-0 | -- |
| Harris | 3-0-0-0 | 3-0-0-0 | 4-0-2-0 | 6-0-0-0 | 2-1-1-0 | 7-2-1-0 | 1-0-0-0 | 7-0-0-0 | 7-0-1-0 | 5-0-1-0 | 8-0-0-0 | 4-0-1-0 |
| Tell | 5-0-0-0 | 3-0-0-0 | 6-0-1-0 | 3-0-1-0 | 4-1-2*-0 | 3-2-0-0 | 9-0-1-0 | -- | 7-0-0-0 | 9-0-1-0 | 8-0-0-0 | -- |
| HUFANGA | 1-0-0-0 | 3-0-5-0-0 | 3-0-1-0 | 9-0-1-0 | 5-0-0-0 | 7-0-0-0 | 12-0-5-1-0 | 11-2-5-1-0 | -- | -- | -- | -- |
| RECTOR | -- | 3-0-0-0 | 7-1-1-1 | 1-0-0-0 | 1-0-0-0 | -- | 10-3-5-0-0 | 3-0-5-1-0 | 9-3-5-0-0 | 6-0-0-0 | 4-0-5-0-0 | 4-0-0-0 |
| Marshall | 2-0-2-0 | 6-1-0-0 | 3-0-1-0 | 5-1-0-0 | 3-0-0-0 | 4-1-0-0 | 1-0-0-0 | 2-0-1-0 | 5-0-1-0 | -- | 11-2-1-0 | 6-0-5-3-0 |
| Langley | 3-0-0-0 | 3-0-2-0 | 1-0-2-0 | -- | 3-0-0-0 | 6-0-0-0 | 3-0-0-0 | 5-0-1-0 | 9-0-0-0 | 2-0-0-0 | 9-0-0-0 | 2-0-2-0 |
| IOSEFA | 2-0-1-0 | 1-0-0-0 | 1-0-0-0 | -- | 2-0-0-0 | 4-1-0-0 | 3-0-0-0 | 6-0-5-0-0 | 4-0-1-0 | 3-0-5-2-1 | 6-1-0-0 | 6-1-0-0 |
| GAOTEOTE | -- | -- | 2-0-0-0 | 2-0-0-0 | -- | 9-2-0-0 | 11-1-0-0 | 5-0-0-0 | -- | 2-0-0-0 | -- | 7-1-5-0-0 |
| TUIPULOTU | 4-0-0-0 | 1-0-5-0-0 | 1-0-0-0 | 2-0-0-0 | 3-0-0-0 | 1-0-0-0 | 2-1-0-0 | 5-0-0-0 | 3-0-5-0-0 | 5-1-5-0-0 | 3-0-0-0 | 3-2-0-0 |
| Gustin | 3-1-5-0-1 | 5-1-0-0 | 7-3-1-0 | 4-1-0-0 | 3-1-0-0 | 6-2-5-0-0 | -- | -- | -- | -- | -- | -- |
| Dorton | 4-1-0-0 | 1-0-1-0 | 2-0-0-0 | 1-0-1-0 | 4-0-0-0 | 2-0-5-0-0 | 3-0-1-0 | 5-0-0-0 | -- | 2-0-0-0 | 1-0-0-0 | 2-0-5-0-0 |
| TUFELE | 1-1-0-0 | 2-0-0-0 | -- | 3-0-1*-0 | 2-0-0-0 | 3-1-0-0 | 1-0-0-1*** | 3-0-5-0-0 | 5-2-0-0 | 2-0-0-0 | -- | 1-0-0-0 |
| Lockett | 2-0-0-0 | -- | 1-0-0-0 | -- | -- | -- | -- | 4-0-0-1 | 4-0-5-0-0 | 3-0-1-0 | 4-1-0-0 | 4-0-0-0 |
| G. JOHNSON | 1-0-0-0 | 4-1-1-0 | 1-0-1-0 | 3-0-0-0 | 1-0-0-0 | 0-0-1-0 | 1-0-0-1 | 3-0-0-0 | 1-0-0-0 | -- | -- | -- |
| LICHTENSTEIN | 3-0-0-0 | -- | 1-0-0-0 | -- | -- | -- | -- | 2-1-0-0 | -- | 6-1-1-0 | 3-0-0-0 | -- |
| MAUGA | 2-0-0-0 | -- | 1-0-0-0 | 1-0-0-0 | 0-0-1-0 | 4-1-1-0 | -- | 4-0-0-0 | 1-0-0-0 | 1-0-0-0 | -- | -- |
| L. Jones | 2-1-0-0 | -- | 1-0-1-0 | 2-0-1-0 | 3-1-0-0 | 3-1-1-0 | 1-0-0-0 | 1-0-0-0 | -- | -- | -- | -- |
| POLLARD | 1-0-1-0 | 2-1-0-0 | 4-0-0-0 | -- | -- | 1-0-0-0 | 1-0-0-0 | 1-0-0-0 | 1-0-5-0-0 | -- | 1-0-0-0 | -- |
| PILI | 4-1-5-0-0 | -- | 1-0-0-0 | 1-0-0-0 | -- | -- | 1-0-0-0 | 1-0-0-0 | 3-1-0-0 | 1-0-0-0 | -- | -- |
| Peters | 1-0-0-0 | -- | -- | -- | 1-0-0-0 | 6-2-0-0 | 1-0-0-0 | 1-0-0-0 | -- | -- | 1-0-0-0 | -- |
| POLA-MAO | 7-0-0-0 | 1-0-0-0 | -- | -- | -- | -- | -- | -- | -- | -- | -- | -- |
| GRIFFIN | 3-0-1-0 | 1-0-0-0 | 2-1-0-0 | 1-0-0-0 | 1-0-0-0 | -- | -- | -- | -- | -- | -- | -- |
| ECHOLS | 1-0-0-0 | -- | 1-0-0-0 | 1-0-0-0 | -- | 1-0-0-0 | -- | -- | -- | 1-0-0-0 | -- | 1-0-0-0 |
| JIMMONS | -- | -- | 2-0-0-0 | -- | -- | 1-1-0-0 | 1-0-0-0 | -- | -- | -- | 1-1-0-0 | 1-0-0-0 |
| C. WILLIAMS | -- | -- | -- | -- | -- | -- | -- | -- | -- | -- | -- | 4-0-0-0 |
| TREMBLAY | 1-0-0-0 | 1-0-0-0 | -- | -- | -- | -- | -- | -- | -- | -- | -- | -- |
| MURPHY | -- | -- | -- | -- | -- | -- | 2-0-5-0-0 | -- | -- | -- | -- | -- |
| FALANIKO | 1-0-0-0 | -- | -- | -- | -- | -- | -- | -- | -- | -- | -- | -- |
| STEPP | -- | -- | -- | -- | -- | -- | -- | 1-0-0-0 | -- | -- | -- | -- |
| McMILLAN | -- | -- | -- | -- | -- | -- | -- | -- | -- | -- | -- | 1-0-0-0 |
| D. JOHNSON | -- | -- | -- | -- | 1-0-0-0 | -- | -- | -- | -- | -- | -- | -- |
| MALEPEAI | -- | -- | -- | -- | -- | 1-0-0-0 | -- | -- | -- | -- | -- | -- |
| Budrovich | -- | -- | -- | -- | -- | 1-0-0-0 | -- | -- | -- | -- | -- | -- |
| PITTMAN | -- | -- | -- | -- | -- | -- | 1-0-1**-0 | -- | -- | -- | -- | -- |
| STADTHAUS | -- | -- | -- | -- | -- | -- | -- | -- | -- | 1-0-0-0 | -- | -- |
| ST. BROWN | 1-0-0-0 | -- | -- | -- | -- | -- | -- | -- | -- | -- | -- | -- |
| V. JONES | -- | -- | -- | -- | -- | 1-0-0-0 | -- | -- | -- | -- | -- | -- |
| Team | -- | -- | -- | -- | -- | 1-1-0-0 | -- | -- | -- | -- | -- | -- |
| SCOTT | -- | -- | -- | 1-0-0-0 | -- | -- | -- | -- | -- | -- | -- | -- |
| D. WILLIAMS | -- | -- | -- | -- | 1-0-0-0 | -- | -- | -- | -- | -- | -- | -- |
| WINSTON | -- | -- | -- | -- | -- | -- | -- | -- | 1-0-0-0 | -- | -- | -- |
| Russell | -- | -- | -- | -- | -- | -- | -- | -- | -- | -- | 0-0-1**-0 | -- |

*Includes 1 blocked field goal

**Includes 1 blocked punt

***Includes 1 for a TD

USC TEAM STATISTICS

| Name | UNLV | Stanford | Texas | Wash. St. | Arizona | Colorado | Utah | Ariz. St. | Oreg. St. | California | UCLA | No. Dame |
|---------------|-------|----------|-------|-----------|---------|----------|-------|-----------|-----------|------------|-------|----------|
| First Downs | 23 | 20 | 16 | 23 | 18 | 16 | 10 | 19 | 25 | 18 | 19 | 24 |
| Rush | 10 | 11 | 2 | 6 | 9 | 5 | 3 | 6 | 12 | 6 | 6 | 7 |
| Pass | 11 | 9 | 13 | 10 | 7 | 9 | 5 | 11 | 11 | 11 | 12 | 16 |
| Penalty | 2 | 0 | 1 | 7 | 2 | 2 | 2 | 2 | 2 | 1 | 1 | 1 |
| Rush Attempts | 38 | 37 | 16 | 31 | 47 | 26 | 31 | 33 | 44 | 38 | 27 | 24 |
| Yds Gain | 242 | 148 | 37 | 166 | 274 | 78 | 94 | 177 | 357 | 161 | 121 | 112 |
| Yds Lost | 23 | 34 | 42 | 53 | 21 | 27 | 21 | 28 | 25 | 64 | 9 | 18 |
| Net Yards | 219 | 114 | -5 | 113 | 253 | 51 | 73 | 149 | 332 | 97 | 112 | 94 |
| Net Yds Pass | 282 | 218 | 322 | 241 | 197 | 283 | 132 | 271 | 177 | 180 | 337 | 349 |
| Pass Att | 35 | 36 | 48 | 26 | 24 | 35 | 23 | 30 | 26 | 34 | 34 | 51 |
| Pass Com | 21 | 17 | 30 | 17 | 16 | 18 | 12 | 21 | 14 | 21 | 20 | 37 |
| Had Int | 0 | 2 | 1 | 0 | 0 | 2 | 2 | 0 | 0 | 1 | 2 | 0 |
| Tot Off Plays | 73 | 73 | 64 | 57 | 71 | 61 | 54 | 63 | 70 | 72 | 61 | 75 |
| Tot Net Yards | 501 | 332 | 317 | 354 | 450 | 334 | 205 | 420 | 509 | 277 | 449 | 443 |
| Avg/Play | 6.9 | 4.5 | 5.0 | 6.2 | 6.3 | 5.5 | 3.8 | 6.7 | 7.3 | 3.8 | 7.4 | 5.9 |
| Fumbles-Lost | 0-0 | 1-1 | 3-0 | 4-0 | 3-3 | 1-1 | 1-0 | 2-1 | 4-1 | 3-1 | 0-0 | 2-2 |
| Penalties-Yds | 6-58 | 4-35 | 10-99 | 8-65 | 18-169 | 13-123 | 2-20 | 7-73 | 6-52 | 5-55 | 9-63 | 8-71 |
| Punts-Yds | 4-115 | 6-217 | 6-186 | 5-197 | 6-258 | 7-297 | 7-279 | 7-309 | 3-100 | 6-241 | 3-126 | 6-231 |
| Avg/Punt | 28.8 | 36.2 | 31.0 | 39.4 | 43.0 | 42.4 | 39.9 | 44.1 | 33.3 | 40.2 | 42.0 | 38.5 |
| Punt Ret-Yds | 3-63 | 1-4 | 2-22 | 1-0 | 4-(-1) | 4-20 | 1-4 | 2-79 | 1-(-1) | 1-0 | 1-19 | 1-22 |
| KO Ret-Yds | 3-114 | 0-0 | 2-55 | 6-129 | 0-0 | 2-29 | 2-52 | 5-89 | 4-92 | 0-0 | 2-40 | 3-57 |
| Int-Yards | 0-0 | 0-0 | 0-0 | 0-0 | 1-(-4) | 1-6 | 0-0 | 0-0 | 0-0 | 0-0 | 1-0 | 1-0 |
| Fum Ret-Yds | 0-0 | 0-0 | 0-0 | 0-0 | 0-0 | 0-0 | 1-48 | 0-0 | 0-0 | 0-0 | 0-0 | 0-0 |
| Poss Time | 31:06 | 29:17 | 25:22 | 24:11 | 32:51 | 25:09 | 25:12 | 27:45 | 30:49 | 32:47 | 27:02 | 34:11 |
| 3rd Down Con | 7-16 | 8-17 | 6-15 | 3-9 | 5-16 | 2-10 | 3-14 | 2-11 | 8-14 | 7-17 | 4-13 | 7-15 |
| 4th Down Con | 0-0 | 0-1 | 0-2 | 0-0 | 1-2 | 0-0 | 1-2 | 1-2 | 2-2 | 1-2 | 2-3 | 1-1 |
| Sacks By-Yds | 5-21 | 0-0 | 2-20 | 1-1 | 1-2 | 4-34 | 5-27 | 0-0 | 6-42 | 1-7 | 1-9 | 3-11 |



Game-By-Game Starters

| Name | UNLV | Stanford | Texas | Wash. St. | Arizona | Colorado | Utah | Ariz. St. | Oreg. St. | California | UCLA | No. Dame |
|----------------|----------|----------|----------|-----------|----------|----------|----------|-----------|-----------|------------|-----------|-----------|
| Offense | | | | | | | | | | | | |
| WR | VAUGHNS | VAUGHNS | VAUGHNS | ST. BROWN | VAUGHNS | VAUGHNS | VAUGHNS | VAUGHNS | VAUGHNS | VAUGHNS | VAUGHNS | VAUGHNS |
| WR | V. JONES | KRM'HOK* | V. JONES | KRM'HOK* | FALO* | V. JONES | FALO* | FALO* | ST. BROWN | V. JONES | ST. BROWN | ST. BROWN |
| LT | JACKSON | JACKSON | JACKSON | JACKSON | JACKSON | JACKSON | JACKSON | JACKSON | JACKSON | JACKSON | JACKSON | JACKSON |
| LG | C. Brown | C. Brown | C. Brown | C. Brown | C. Brown | C. Brown | C. Brown | C. Brown | C. Brown | C. Brown | C. Brown | C. Brown |
| C | NeILON | Lob'dahn | Lob'dahn | Lob'dahn | Lob'dahn | Lob'dahn | Lob'dahn | Lob'dahn | Lob'dahn | Lob'dahn | Lob'dahn | Lob'dahn |
| RG | VORHEES | VORHEES | VORHEES | VORHEES | VORHEES | VORHEES | VORHEES | VORHEES | VORHEES | VORHEES | VORHEES | Austin |
| RT | Edoga | Edoga | Edoga | Edoga | Edoga | Edoga | Edoga | Edoga | Edoga | MCKENZIE | MCKENZIE | Edoga |
| TE | Petite | Petite | Petite | Petite | Petite | Petite | Petite | Petite | Petite | Petite | Petite | Petite |
| WR | PITTMAN | PITTMAN | PITTMAN | PITTMAN | PITTMAN | PITTMAN | PITTMAN | PITTMAN | PITTMAN | ST. BROWN | PITTMAN | PITTMAN |
| QB | DANIELS | DANIELS | DANIELS | DANIELS | DANIELS | DANIELS | DANIELS | SEARS | DANIELS | DANIELS | DANIELS | DANIELS |
| TB | Ware | Ware | Ware | CARR | Ware | Ware | Ware | Ware | Ware | MALEPEAI | Ware | Ware |

*USC started 2 tight ends

Defense

| | | | | | | | | | | | | |
|------------|------------|----------|-----------|-----------|-----------|-----------|-----------|-----------|------------|------------|-----------|-------------|
| OLB | Gustin | Gustin | Gustin | RECTOR | Gustin | Gustin | RECTOR | RECTOR | LICHSTEIN* | RECTOR | RECTOR | RECTOR |
| DT | Dorton | Dorton | Dorton | TUFELE | Dorton | Dorton | Dorton | Dorton | Dorton | LICHSTEIN* | Dorton | Dorton |
| NT | PILI | PILI | TUIPULOTU | TUIPULOTU | TUIPULOTU | TUIPULOTU | TUIPULOTU | TUIPULOTU | TUIPULOTU | TUIPULOTU | TUIPULOTU | TUIPULOTU |
| DE | TUFELE | RECTOR | RECTOR | GAOTEOTE | Harris** | Harris** | TUFELE | Lockett** | TUFELE | TUFELE | Lockett** | Lockett |
| OLB | IOSEFA | Harris** | Harris** | Harris** | IOSEFA | IOSEFA | IOSEFA | IOSEFA | IOSEFA | IOSEFA | IOSEFA | IOSEFA |
| ILB | Smith | Smith | Smith | Smith | Smith | GAOTEOTE | GAOTEOTE | GAOTEOTE | Smith | Smith | Smith | Smith |
| ILB | HOUSTON | HOUSTON | HOUSTON | HOUSTON | HOUSTON | HOUSTON | HOUSTON | HOUSTON | HOUSTON | HOUSTON | HOUSTON | GAOTEOTE |
| CB | Marshall | Marshall | Marshall | Marshall | Marshall | Marshall | Marshall | Marshall | Marshall | Marshall | Marshall | Marshall |
| SS | POLA-MAO | POLA-MAO | POLLARD | HUFANGA | HUFANGA | HUFANGA | HUFANGA | HUFANGA | Harris | Harris | Harris | Harris |
| FS | Tell | Tell | Tell | Tell | Tell | Tell | Tell | Harris | Tell | Tell | Tell | C. WILLIAMS |
| CB | G. J'NSONG | J'NSONG | G. J'NSON | G. J'NSON | Langley | Langley | Langley | Langley | Langley | Langley | Langley | Langley |

**USC started 3 cornerbacks

^USC started 4 defensive linemen

OPPONENT TEAM STATISTICS

| Name | UNLV | Stanford | Texas | Wash. St. | Arizona | Colorado | Utah | Ariz. St. | Oreg. St. | California | UCLA | No. Dame |
|---------------|-------|----------|-------|-----------|---------|----------|--------|-----------|-----------|------------|-------|----------|
| First Downs | 17 | 13 | 25 | 24 | 20 | 17 | 27 | 20 | 24 | 11 | 25 | 23 |
| Rush | 13 | 4 | 10 | 4 | 4 | 6 | 15 | 12 | 5 | 3 | 12 | 6 |
| Pass | 4 | 9 | 11 | 19 | 10 | 7 | 12 | 7 | 17 | 6 | 10 | 16 |
| Penalty | 0 | 0 | 4 | 1 | 6 | 4 | 0 | 1 | 2 | 2 | 3 | 1 |
| Rush Attempts | 43 | 29 | 48 | 24 | 37 | 37 | 51 | 44 | 32 | 32 | 52 | 31 |
| Yds Gain | 336 | 172 | 189 | 92 | 111 | 152 | 238 | 292 | 84 | 128 | 334 | 148 |
| Yds Lost | 28 | 13 | 29 | 1 | 13 | 57 | 38 | 9 | 53 | 14 | 21 | 27 |
| Net Yards | 308 | 159 | 160 | 91 | 98 | 95 | 200 | 283 | 31 | 114 | 313 | 121 |
| Net Yds Pass | 97 | 183 | 234 | 344 | 232 | 170 | 341 | 166 | 301 | 93 | 166 | 352 |
| Pass Att | 27 | 28 | 34 | 52 | 33 | 47 | 30 | 24 | 46 | 26 | 22 | 39 |
| Pass Com | 12 | 16 | 16 | 37 | 16 | 26 | 22 | 14 | 31 | 14 | 13 | 22 |
| Had Int | 0 | 0 | 0 | 0 | 1 | 1 | 0 | 0 | 0 | 0 | 1 | 1 |
| Tot Off Plays | 70 | 57 | 82 | 76 | 70 | 84 | 81 | 68 | 78 | 58 | 74 | 70 |
| Tot Net Yards | 405 | 342 | 394 | 435 | 330 | 265 | 541 | 449 | 332 | 207 | 479 | 473 |
| Avg/Play | 5.8 | 6.0 | 4.8 | 5.7 | 4.7 | 3.2 | 6.7 | 6.6 | 4.3 | 3.6 | 6.5 | 6.8 |
| Fumbles-Lost | 2-1 | 0-0 | 1-1 | 1-0 | 0-0 | 0-0 | 3-2 | 1-1 | 0-0 | 3-1 | 0-0 | 0-0 |
| Penalties-Yds | 4-35 | 7-50 | 7-46 | 11-118 | 8-80 | 8-81 | 7-69 | 5-48 | 4-28 | 4-35 | 2-15 | 3-38 |
| Punts-Yds | 7-286 | 8-351 | 4-145 | 4-185 | 9-342 | 9-377 | 4-143 | 5-195 | 5-211 | 8-351 | 4-104 | 4-189 |
| Avg/Punt | 40.9 | 43.9 | 36.2 | 46.2 | 38.0 | 41.9 | 35.8 | 39.0 | 42.4 | 43.9 | 26.0 | 47.2 |
| Punt Ret-Yds | 0-0 | 1-8 | 0-0 | 2-5 | 3-33 | 3-30 | 2-[-2] | 4-103 | 0-0 | 3-15 | 0-0 | 1-7 |
| KO Ret-Yds | 3-68 | 2-26 | 1-24 | 2-41 | 1-16 | 1-21 | 1-38 | 1-25 | 2-67 | 4-90 | 0-0 | 0-0 |
| Int-Yards | 0-0 | 2-36 | 1-0 | 0-0 | 0-0 | 2-0 | 2-5 | 0-0 | 0-0 | 1-3 | 2-0 | 0-0 |
| Fum Ret-Yds | 0-0 | 0-0 | 0-0 | 0-0 | 0-0 | 0-0 | 0-0 | 0-0 | 0-0 | 0-0 | 0-0 | 0-0 |
| Poss Time | 28:54 | 30:43 | 34:38 | 35:49 | 27:09 | 34:51 | 34:48 | 32:15 | 29:11 | 27:13 | 32:58 | 25:49 |
| 3rd Down Con | 5-15 | 4-13 | 10-19 | 7-16 | 4-16 | 7-23 | 5-14 | 8-15 | 9-18 | 5-16 | 7-13 | 6-15 |
| 4th Down Con | 1-2 | 0-0 | 1-1 | 3-3 | 2-3 | 2-4 | 1-2 | 0-0 | 1-3 | 1-1 | 0-0 | 1-2 |
| Sacks By-Yds | 2-15 | 4-30 | 3-26 | 2-17 | 2-11 | 1-7 | 2-10 | 2-7 | 2-9 | 4-38 | 1-8 | 2-18 |





2018 ALL-STAR HONORS

OG Jordan Austin

Pop Warner College Football Award finalist
USC Howard Jones/Football Alumni Club Academic Award
USC Co-Lifters Award
Pac-12 All-Academic first team

OG Chris Brown

Pro Football Focus All-Pac-12 first team
AP All-Pac-12 second team
USC Offensive Lineman of the Year Award

P Reid Budrovich

Pac-12 All-Academic honorable mention

DL Malik Dorton

NFLPA Collegiate Bowl invitee

OT Liam Douglass

USC Service Team Co-Offensive Player of the Year Award

OT Chuma Edoga

All-Pac-12 second team
Phil Steele All-Pac-12 third team
Senior Bowl invitee

ILB Spencer Gilbert

USC Service Team Co-Defensive Player of the Year Award

OLB Porter Gustin

All-Pac-12 second team
Phil Steele All-Pac-12 second team
USC Trojan Way Leadership Award
USC Co-Lifters Award
USC captain
CBSSports Midseason All-American first team
AP Midseason All-American second team

CB Ajene Harris

All-Pac-12 honorable mention
USC Most Inspirational Player

TE Daniel Imatorbhebhe

USC Community Service Award

OT Austin Jackson

USC John McKay Award

WR Velus Jones Jr.

Pro Football Focus All-Pac-12 second team (as KOR)

TB Quincy Jountti

USC Service Team Co-Offensive Player of the Year Award

TE Erik Krommenhoek

Pac-12 All-Academic honorable mention

C-OT Toa Lobendahn

All-Pac-12 honorable mention
Phil Steele All-Pac-12 third team
USC captain

TB Vavae Malepeai

USC Bob Chandler Award

CB Iman Marshall

All-Pac-12 second team
Phil Steele All-Pac-12 second team
USC Defensive Perimeter Player of the Year Award
Senior Bowl invitee

ILB Bryce Matthews

USC Service Team Co-Defensive Player of the Year Award

PK Chase McGrath

Pac-12 Special Teams Player of the Week (9/4)

SNP Jake Olson

Walter Camp Award of Perseverance
USC Chris Carlisle Courage Award

ILB-FB Reuben Peters

USC Special Teams Player of the Year Award
USC Co-Lifters Award

WR Michael Pittman Jr.

All-Pac-12 honorable mention
Phil Steele All-Pac-12 second team
USC Offensive Perimeter Player of the Year Award

DL Christian Rector

AP All-Pac-12 second team
Pro Football Focus All-Pac-12 second team

WR Jake Russell

USC Joe Collins Walk-on Award

HLD-SNP Wyatt Schmidt

Pac-12 All-Academic honorable mention

ILB Cameron Smith

Senior CLASS Award finalist
Lott IMPACT Trophy quarterfinalist
Senior CLASS Award All-American second team
All-Pac-12 second team
Phil Steele All-Pac-12 first team
Pro Football Focus All-Pac-12 first team
USC MVP
USC captain
Senior Bowl invitee

WR Amon-Ra St. Brown

Pac-12 Freshman Offensive Player of the Year honorable mention
USC John McKay Award
ESPN Freshman Midseason All-American first team
247Sports.com True Freshman Midseason All-American first team

S Marvell Tell III

All-Pac-12 honorable mention
USC Trojan Commitment Award
USC captain
Pac-12 Special Teams Player of the Week (10/1)
Senior Bowl invitee

DL Jay Tufele

The Athletic Freshman All-American first team
All-Pac-12 second team
Phil Steele All-Pac-12 second team
Pac-12 Freshman Defensive Player of the Year honorable mention
USC Defensive Lineman of the Year Award
Pac-12 Special Teams Player of the Week (9/24)
Piesman Trophy nominee

WR Tyler Vaughns

All-Pac-12 honorable mention
Pro Football Focus All-Pac-12 first team (as PR)
Paul Hornung Award Weekly Honor Roll (10/29)

TB Aca'Cedric Ware

Earl Campbell Tyler Rose Award Player of the Week honorable mention (10/2)
Rose Bowl Game Pac-12 Player of the Week (11/6)
Earl Campbell Tyler Rose Award Player of the Week honorable mention (11/6)
NFLPA Collegiate Bowl invitee



2018 GAME SUMMARIES



GAME 1 – September 1, Los Angeles Coliseum USC 43, UNLV 21 Att: 58,708

| | | | | | | |
|------|---|----|---|----|----|----|
| UNLV | 7 | 7 | 0 | 7 | -- | 21 |
| USC | 6 | 13 | 0 | 24 | -- | 43 |

True freshman QB **JT Daniels** debuted with 282 passing yards, including a long touchdown pass to first-year frosh WR **Amon-Ra St. Brown**, PK **Chase McGrath** kicked a record-tying 5 field goals, TB **Vavae Malepeai** scored the first 2 TDs of his career and TB **Aca'Cedric Ware** rushed for 100 yards with a TD as No. 15 USC overcame a sluggish start to post a 43-21 season-opening win over UNLV in front of 58,708 fans in an under-renovation Coliseum and a national Pac-12 Network audience.

It was USC's 17th consecutive home victory.

After a scoreless third quarter, USC outscored the Rebels 24-7 in the fourth quarter to pull away from its 19-14 halftime edge. The Trojans' back-to-back TDs early in the final quarter—a 43-yard toss by Daniels (his first career touchdown pass) to prep teammate St. Brown and then a 15-yard Ware run—and late points on McGrath's fifth field goal (a 36-yarder that tied the school game record) and Malepeai's 20-yard scamper were sandwiched around a 5-yard TD pass from UNLV QB Armani Rogers to TE Giovanni Fauolo in the middle of the quarter. Blind SNP **Jake Olson** snapped on Malepeai's final score.

USC's first 4 scores of the game came on first half field goals by McGrath: a 46-yarder after OLB **Porter Gustin** recovered a fumble forced by S **Isaiah Pola-Mao** on the game's first play, a 38-yarder late in the first quarter, a 29-yarder near the top of the second quarter and a 47-yarder midway through the second period.

UNLV took the lead twice in the first half, first when TB Lexington Thomas raced 71 yards for a TD on a fake reverse to make it 7-6 UNLV and then when Rogers hit WR Kendal Keys for a 31-yard score to give the Rebels a 14-9 edge. But Malepeai's 2-yard TD run late in the half gave USC a lead it wouldn't relinquish heading into intermission.

Daniels, who graduated a year early from high school to enroll at USC in the summer of 2018, became just the second Trojan true freshman to start a season opener at quarterback (along with Matt Barkley in 2009). He completed 22-of-35 passes, including 7 for 98 yards to St. Brown, the game's leading receiver. In the second half alone, Daniels was 9-of-12 passing for 167 yards. His 282 passing yards were the most ever by a Trojan in his playing debut.

Ware averaged 10.0 yards on each of his 10 rushes for his fourth career 100-yard rushing game, while Malepeai added 47 yards on 8 tries and TB **Stephen Carr** had 54 yards on 9 carries.

ILB **Cameron Smith** and Pola-Mao (making his first career start) each had a team-high 7 tackles, while Gustin had 1.5 sacks.

USC piled up 501 yards of total offense with 23 first downs, while UNLV had 405 total yards but converted just 5-of-15 third downs. Almost half of UNLV's 308 rushing yards (141) came on 3 trick plays (a pair of fake reverses, including Thomas' TD, and a fake punt). The Trojans posted 5 sacks.

Thomas had a game-best 136 yards on 14 carries for UNLV, while Rogers was 12-of-27 passing for 97 yards and added 82 rushing yards on 18 attempts.

It was USC's first game in a Coliseum undergoing a \$315-million renovation to be completed for the 2019 season that will include a south-side tower housing suites, loge boxes, club seats, a new concourse and a new press box.

SCORING First Quarter

USC -- McGrath 46-yard field goal
USC -- McGrath 38-yard field goal

UNLV -- Thomas 71-yard run (Pantels kick)

Second Quarter

USC -- McGrath 29-yard field goal

UNLV -- Keys 31-yard pass from Rogers (Pantels kick)

USC -- McGrath 47-yard field goal

USC -- Malepeai 2-yard run (McGrath kick)

Fourth Quarter

USC -- St. Brown 43-yard pass from Daniels (McGrath kick)

USC -- Ware 15-yard run (McGrath kick)

UNLV -- Faulolo 5-yard pass from Rogers (Pantels kick)

USC -- McGrath 36-yard field goal

USC -- Malepeai 20-yard run (McGrath kick)

| USC | STATISTICS | UNLV |
|--------|--------------------|--------|
| 23 | First Downs | 17 |
| 219 | Net Yards Rushing | 308 |
| 282 | Net Yards Passing | 97 |
| 35 | Passes Attempted | 27 |
| 22 | Passes Completed | 12 |
| 0 | Had Intercepted | 0 |
| 73 | Total Plays | 70 |
| 501 | Total Yards | 405 |
| 4/28.8 | Punts/Avg | 7/40.9 |
| 0/0 | Fumbles-Lost | 2/1 |
| 6/58 | Penalties/Yards | 4/35 |
| 31:06 | Time of Possession | 28:54 |

TOP INDIVIDUALS

RUSHING – Thomas (UNLV) 14-136; Ware (USC) 10-100; Rogers (UNLV) 18-82; Carr (USC) 9-54; Malepeai (USC) 8-47.

PASSING – Daniels (USC) 22-35-282; Rogers (UNLV) 12-27-97.

RECEIVING – St. Brown (USC) 7-98; Vaughns (USC) 4-37; Sidney (USC) 3-72; Stevenson (UNLV) 3-21; Collins (UNLV) 2-23; V. Jones (USC) 2-16; Ware (USC) 2-15; Fauolo (UNLV) 2-8; Malepeai (USC) 2-6.

GAME 2 – September 8, Palo Alto, California Stanford 17, USC 3 Att: 42,856

| | | | | | | |
|----------|---|---|---|---|----|----|
| USC | 0 | 0 | 3 | 0 | -- | 3 |
| Stanford | 7 | 7 | 3 | 0 | -- | 17 |

In the first Pac-12 game of 2018, No. 10 Stanford held No. 17 USC to its fewest points in a game in 21 years and its fewest points in the series in 77 years as the Cardinal posted a 17-3 victory over the Trojans in front of 42,856 fans in Palo Alto and a national FOX audience.

It was USC's lowest point total since a 27-0 road loss at Washington in 1997 and its fewest versus the Cardinal since a 13-0 home loss in 1941.

The Trojans only could manage a 35-yard field goal by PK **Chase McGrath** on the opening drive of the third quarter. That score came after Stanford had built a 14-0 halftime lead behind RB Bryce Love's 6-yard touchdown run on the game's opening drive and then a 9-yard TD pass from QB K.J. Costello to TE Colby Parkinson late in the half, coming 5 plays after USC couldn't convert a fourth-and-2 at the Stanford 40 with 1:25 to go before intermission. The Cardinal followed USC's third quarter field goal with a 30-yarder of their own by PK Jet Toner on the ensuing possession.

Both defenses proved stingy. USC managed just 332 yards of total offense, while Stanford had just 342. The Trojans had 16 more plays (73 to 57) and 7 more first downs (20 to 13) and limited the Cardinal to 4-of-13 on third down conversions.

USC QB **JT Daniels**, who suffered a bruised right (throwing) hand during the Trojans' first possession and had to miss a series, was 16-of-34 for 215 yards, but was intercepted twice and sacked 4 times, losing the ball on a sack on the failed fourth down attempt late in the first half.

WR **Tyler Vaughns** caught a career-best 7 passes for 84 yards (both game highs) and WR **Michael Pittman Jr.** added 3 grabs for 65 yards. TB **Aca'Cedric Ware** ran for 59 yards on 18 carries, while TB **Stephen Carr** had 52 yards on 10 attempts and added 3 receptions for 12 yards.

ILB **Cameron Smith** led USC with 9 tackles and CB **Iman Marshall** had 6 stops.

Costello hit 16-of-27 passes for 183 yards and Love had 136 yards on 22 rushes. S Malik Antoine had both of Stanford's interceptions.

SCORING First Quarter

STAN -- Love 6-yard run (Toner kick)

Second Quarter

STAN -- Parkinson 9-yard pass from Costello (Toner kick)

Third Quarter

USC -- McGrath 35-yard field goal

STAN -- Toner 30-yard field goal

| USC | STATISTICS | STANFORD |
|--------|--------------------|----------|
| 20 | First Downs | 13 |
| 114 | Net Yards Rushing | 172 |
| 218 | Net Yards Passing | 183 |
| 36 | Passes Attempted | 28 |
| 17 | Passes Completed | 16 |
| 2 | Had Intercepted | 0 |
| 73 | Total Plays | 57 |
| 332 | Total Yards | 342 |
| 6/36.2 | Punts/Avg | 8/43.9 |
| 1/1 | Fumbles-Lost | 0/0 |
| 4/35 | Penalties/Yards | 7/50 |
| 29:17 | Time of Possession | 30:43 |

TOP INDIVIDUALS

RUSHING – Love (STAN) 22-136; Ware (USC) 18-59; Carr (USC) 10-52.

PASSING – Daniels (USC) 16-34-215; Costello (STAN) 16-27-183.

RECEIVING – Vaughns (USC) 7-84; Irwin (STAN) 5-31; Smith (STAN) 4-77; Arcega-Whiteside (STAN) 4-62; Pittman (USC) 3-65; Carr (USC) 3-12; St. Brown (USC) 2-39; Parkinson (STAN) 2-16.



2018 GAME SUMMARIES

GAME 3 – September 15, Austin, Texas
Texas 37, USC 14
Att: 103,507

| | | | | | | |
|--------------|-----------|-----------|-----------|----------|-----------|-----------|
| USC | 14 | 0 | 0 | 0 | -- | 14 |
| Texas | 3 | 13 | 21 | 0 | -- | 37 |

After No. 22 USC opened up a 14-3 first quarter lead, Texas scored 34 unanswered points and limited the Trojans to minus 5 yards rushing to post a 37-14 victory before a Darrell K Royal-Texas Stadium record capacity crowd of 103,507 fans and a FOX national TV audience.

It was USC's first visit to Austin since 1966. It was the second largest road (non-neutral site) attendance in USC history (behind the 106,033 at Ohio State in 2009). It was the Longhorns' 900th career win. It was the Trojans' fourth consecutive loss in the state of Texas, dating to 1996.

USC jumped out to a quick lead in the opening quarter, as TB **Stephen Carr** burst 23 yards on the game's opening drive and TB **Vavae Malepeai** had a 3-yard scoring run late in the quarter. Texas managed a 20-yard field goal by PK Cameron Dicker on its first possession.

It was all Longhorns after that. WR Lil'Jordan Humphrey caught a 47-yard TD pass from QB Sam Ehlinger early in the second quarter, then Dicker nailed a pair of 46-yard field goals later in the quarter (the second came at the halftime gun).

Ehlinger hit WR Joshua Moore for a 27-yard TD on the opening series of the second half. Midway through the third quarter, LB Anthony Wheeler scooped up a blocked USC field goal attempt and raced 46 yards for a score. Ehlinger closed the scoring late in the third quarter on a 4-yard run.

Texas dominated the statistics. The Longhorns had more plays (82 to 64), total yards (394 to 317), first downs (25 to 16) and possession time (34:38 to 25:22). UT had 160 of its yards on the ground, while USC's minus 5 yards rushing was its fewest since getting minus 20 yards at Arizona in 1999. Troy was penalized 10 times for 99 yards and converted just 6-of-15 third downs.

USC QB **JT Daniels** was 30-of-48 passing for 322 yards with an interception (he became the first USC true freshman to throw for 300-plus yards since Matt Barkley threw for 350 in the 2009 Emerald Bowl against Boston College). WR **Amon-Ra St. Brown** caught 9 passes for 167 yards (it was the most receiving yards by a USC true freshman since Marqise Lee's 224 against UCLA in 2011).

ILB **Cameron Smith** led USC with 9 tackles, while OLB **Porter Gustin** and DL **Christian Rector** each had 7 tackles (Gustin had 2 sacks before being ejected for targeting early in the second half).

For Texas, Ehlinger completed 15-of-33 passes for 223 yards and rushed for another 35 yards on 17 carries. RB Tre Watson had 72 yards on 18 tries, while RB Daniel Young added 57 yards on 12 attempts. WR Collin Johnson caught 6 passes for 79 yards.

During the game, former USC fullback C.R. Roberts was honored for his 251-year school record rushing performance in Austin in 1956 in Troy's sociologically historic victory over the Longhorns.

SCORING
First Quarter

USC -- Carr 23-yard run (McGrath kick)
TEX -- Dicker 20-yard field goal
USC -- Malepeai 3-yard run (McGrath kick)

Second Quarter

TEX -- Humphrey 47-yard pass from Ehlinger (Dicker kick)
TEX -- Dicker 46-yard field goal
TEX -- Dicker 46-yard field goal

Third Quarter

TEX -- Moore 27-yard pass from Ehlinger (Dicker kick)
TEX -- Wheeler 46-yard return of blocked field goal
TEX -- Ehlinger 4-yard run (Dicker kick)

| USC | STATISTICS | TEXAS |
|------------|--------------------|--------------|
| 16 | First Downs | 25 |
| -5 | Net Yards Rushing | 160 |
| 322 | Net Yards Passing | 234 |
| 48 | Passes Attempted | 34 |
| 30 | Passes Completed | 16 |
| 1 | Had Intercepted | 0 |
| 64 | Total Plays | 82 |
| 317 | Total Yards | 394 |
| 6/31.0 | Punts/Avg | 4/36.2 |
| 3/0 | Fumbles-Lost | 1/1 |
| 10/99 | Penalties/Yards | 7/46 |
| 25:22 | Time of Possession | 34:38 |

TOP INDIVIDUALS

RUSHING – Watson (TEX) 18-72; Young (TEX) 12-57; Ehlinger (TEX) 17-35; Carr (USC) 6-13.
PASSING – Daniels (USC) 30-48-322; Ehlinger (TEX) 15-33-223; Heard (TEX) 1-1-11.
RECEIVING – St. Brown (USC) 9-167; Johnson (TEX) 6-79; Humphrey (TEX) 4-84; V. Jones (USC) 4-71; Vaughns (USC) 4-36; Pittman (USC) 4-16; Beck (TEX) 2-25; Sidney (USC) 2-12; Petite (USC) 2-9; Carr (USC) 2-7; Falo (USC) 2-6.

GAME 4 – September 21, Los Angeles Coliseum
USC 39, Washington State 36
Att: 52,421

| | | | | | | |
|-------------------------|----------|-----------|----------|-----------|-----------|-----------|
| Washington State | 3 | 21 | 6 | 6 | -- | 36 |
| USC | 7 | 10 | 7 | 15 | -- | 39 |

QB **JT Daniels** threw 3 touchdowns, TB **Vavae Malepeai** ran for 2 scores and DL **Jay Tufele** blocked a late potential game-tying field goal as USC overcame a 13-point third quarter deficit to defeat Washington State, 39-36, on a Friday night before 52,421 fans in the Coliseum and a national ESPN audience.

It was USC's 18th consecutive home victory, including its 12th straight at home against Pac-12 foes.

After RB Max Borghi opened the second half with a 13-yard TD run (the Cougars' fifth consecutive scoring drive) to give WSU a 30-17 lead (the Cougs' missed the PAT), USC responded. It took 3 plays for WR **Michael Pittman Jr.** to haul in a 50-yard Daniels TD bomb. Then WR **Amon-Ra St. Brown** made a nice over-the-shoulder catch of Daniels' 30-yard pass for a touchdown at the top of the fourth quarter to give USC a 31-30 lead. WSU answered right back as QB Gardner Minshew hit WR Easop Winston Jr. on a 4-yard scoring toss (Minshew's third TD pass of the game and second to Winston), but the Cougars couldn't convert on the 2-point attempt. USC countered on its next series, with Malepeai running in for a 2-yard TD (and Daniels hit WR **Tyler Vaughns** for the 2-point conversion).

With 1:50 to go in the game, the Cougars drove into field goal range, but Tufele burst through a hole and got a hand on PK Blake Mazza's 38-yard try that would have tied the game.

USC got on the board on the game's opening drive, as Malepeai ran in for a 3-yard score. The Cougars soon after started their scoring spree. First, Mazza hit a 50-yard field goal midway through the first quarter. Then RB James Williams had a 4-yard TD run at the top of the second quarter. After USC quickly scored on Daniels' 9-yard TD pass to Vaughns, Minshew threw TD passes on consecutive series to Winston (28 yards) and WR Dezmon Patmon (7 yards with 1:39 left in the half). But the Trojans came right back with PK **Michael Brown's** 26-yard field goal to cut WSU's lead to 24-17 at the intermission.

In the game, Washington State held the ball for 11:38 more than USC (35:49 to 24:11) and ran off 21 more plays (76 to 57) while compiling more total yards (435 to 354). The Cougars converted all 3 of their fourth down tries, but had 11 penalties. USC was just 3-of-9 on third downs. Neither team had a turnover.

Daniels was 17-of-26 for 241 yards with no interceptions, with Vaughns catching 7 passes for 64 yards. Malepeai had a game-high 78 yards on 13 carries and TB **Stephen Carr** added 77 yards on 8 tries.

ILB **Cameron Smith** had a game-best 15 tackles (2 for losses), while S **Talanoa Hufanga** added 9 tackles and a key fourth-quarter deflection while making his first career start.

For WSU, Minshew completed 37-of-52 passes for 344 yards. Williams ran for 54 yards on 17 attempts and caught 7 passes for 34 yards. WR Jamire Calvin had 7 receptions for 63 yards. Winston had 6 grabs for 143 yards and Patmon had 4 for 55 yards.

The attendance was the smallest for a USC home game since 2001 (44,880 versus Oregon State).

SCORING
First Quarter

USC -- Malepeai 3-yard run (M. Brown kick)
WSU -- Mazza 50-yard field goal

Second Quarter

WSU -- J. Williams 4-yard run (Mazza kick)
USC -- Vaughns 9-yard pass from Daniels (M. Brown kick)
WSU -- Winston 28-yard pass from Minshew (Mazza kick)
WSU -- Patmon 7-yard pass from Minshew (Mazza kick)
USC -- M. Brown 26-yard field goal

Third Quarter

WSU -- Borghi 13-yard run (team rush failed)
USC -- Pittman 50-yard pass from Daniels (M. Brown kick)

Fourth Quarter

USC -- St. Brown 30-yard pass from Daniels (M. Brown kick)
WSU -- Winston 4-yard pass from Minshew (Minshew pass failed)
USC -- Malepeai 2-yard run (Vaughns pass from Daniels)

| USC | STATISTICS | WASHINGTON STATE |
|------------|--------------------|-------------------------|
| 23 | First Downs | 24 |
| 113 | Net Yards Rushing | 91 |
| 241 | Net Yards Passing | 344 |
| 26 | Passes Attempted | 52 |
| 17 | Passes Completed | 37 |
| 0 | Had Intercepted | 0 |
| 57 | Total Plays | 76 |
| 354 | Total Yards | 435 |
| 5/39.4 | Punts/Avg | 4/46.2 |
| 4/0 | Fumbles-Lost | 1/0 |
| 8/65 | Penalties/Yards | 11/118 |
| 24:11 | Time of Possession | 35:49 |

TOP INDIVIDUALS

RUSHING – Malepeai (USC) 13-78; Carr (USC) 8-77; J. Williams (WSU) 17-54; Borghi (WSU) 3-29.
PASSING – Minshew (WSU) 37-52-344; Daniels (USC) 17-26-241.
RECEIVING – Vaughns (USC) 7-64; Calvin (WSU) 7-63; J. Williams (WSU) 7-34; Winston (WSU) 6-143; Patmon (WSU) 6-55; Borghi (WSU) 4-8; Tay (WSU) 3-1; Pittman (USC) 2-72; V. Jones (USC) 2-48; St. Brown (USC) 2-38; Sweet (WSU) 2-21; Carr (USC) 2-2.



GAME 5 - September 29, Tucson, Arizona
USC 24, Arizona 20
Att: 43,573

| | | | | | | |
|----------------|----------|-----------|----------|-----------|-----------|-----------|
| USC | 7 | 10 | 7 | 0 | -- | 24 |
| Arizona | 0 | 0 | 7 | 13 | -- | 20 |

After building a 24-0 lead in the third quarter, USC--aided by a career-best 173-yard, 2-touchdown rushing performance by TB **Aca Cedric Ware**--had to hold on to defeat Arizona, 24-20, before 43,573 fans under the lights in Tucson and a national ESPN2 audience.

It was USC's first road win of 2018 in 3 tries. It also was Troy's sixth straight victory over Arizona.

USC looked impressive in forging its big lead. TB **Vavae Malepeai** ran in from a yard out to cap a 12-play, 90-yard drive midway through the first quarter. The Trojans then scored on back-to-back possessions in the middle of the second quarter, first on a 42-yard field goal by PK **Michael Brown** and then on Ware's 26-yard TD scamper on fourth down. USC got to UA's 13-yard line on its next series before losing a fumble. Arizona took the ball and marched to USC's 20-yard line, but its field goal try at the halftime gun was blocked by S **Marvell Tell III**.

Ware jettied a career-long 69 yards for a TD on USC's opening drive of the third quarter to put Troy up 24-0. But Arizona answered right back as QB Khalil Tate fired a 33-yard scoring pass to WR Stanley Berryhill III.

USC lost 2 more fumbles in the fourth quarter, the first leading to Tate's 32-yard scoring aerial to WR Cedric Peterson midway through the period. Then, after USC failed to convert a fourth-and-2 in Wildcat territory with under 5 minutes to play, Arizona took 8 plays before RB Gary Brightwell ran in for a 1-yard TD with 1:40 left on the clock (the extra point missed). But USC recovered the ensuing onside kick and ran out the clock.

USC accumulated 450 total yards (253 rushing) to Arizona's 330 (only 98 on the ground). The Trojans held the ball 32:51 and limited the Wildcats to 4-of-16 third down conversions. But USC was penalized 18 times for 169 yards, its most penalties since getting a school-record and Pac-12 record-tying 21 against Oregon in 1999.

It was Ware's third 100-yard rushing performance against Arizona in his career (he carried the ball 21 times in the game). TB **Stephen Carr** added 80 yards on 14 carries. QB **JT Daniels** completed 16-of-24 passes for 197 yards, including 5 receptions by WR **Amon-Ra St. Brown** for 54 yards. ILB **Cameron Smith** led USC with 7 tackles.

Tate, fighting through a lingering ankle sprain, hit 16-of-33 passes for 232 yards and ran for 38 yards on 13 tries, while RB J.J. Taylor rushed for 50 yards on 18 attempts and WR Shun Brown caught 5 passes for 81 yards. LB Colin Schooler had 13 tackles along with a fumble recovery and forced fumble.

SCORING
First Quarter

USC -- Malepeai 1-yard run (M. Brown kick)

Second Quarter

USC -- M. Brown 42-yard field goal

USC -- Ware 26-yard run (M. Brown kick)

Third Quarter

USC -- Ware 69-yard run (M. Brown kick)

ARIZ -- Berryhill 33-yard pass from Tate (Havrisik kick)

Fourth Quarter

ARIZ -- Peterson 32-yard pass from Tate (Havrisik kick)

ARIZ -- Brightwell 1-yard run (Havrisik kick failed)

| USC | STATISTICS | ARIZONA |
|------------|--------------------|----------------|
| 18 | First Downs | 20 |
| 253 | Net Yards Rushing | 98 |
| 197 | Net Yards Passing | 232 |
| 24 | Passes Attempted | 33 |
| 16 | Passes Completed | 16 |
| 0 | Had Intercepted | 1 |
| 71 | Total Plays | 70 |
| 450 | Total Yards | 330 |
| 6/43.0 | Punts/Avg | 9/38.0 |
| 3/3 | Fumbles-Lost | 0/0 |
| 18/169 | Penalties/Yards | 8/80 |
| 32:51 | Time of Possession | 27:09 |

TOP INDIVIDUALS

RUSHING - Ware (USC) 21-173; Carr (USC) 14-80; Taylor (ARIZ) 18-50; Tate (ARIZ) 13-38.

PASSING - Tate (ARIZ) 16-33-232; Daniels (USC) 16-24-197.

RECEIVING - Brown (ARIZ) 5-81; St. Brown (USC) 5-54; Falo (USC) 3-54; Taylor (ARIZ) 3-22; Peterson (ARIZ) 2-38; Ellison (ARIZ) 2-29; V. Jones (USC) 2-22; Poindexter (ARIZ) 2-22; Malepeai (USC) 2-14.

GAME 6 - October 13, Los Angeles Coliseum
USC 31, Colorado 20
Att: 57,615

| | | | | | | |
|-----------------|----------|-----------|----------|-----------|-----------|-----------|
| Colorado | 0 | 7 | 0 | 13 | -- | 20 |
| USC | 0 | 21 | 7 | 3 | -- | 31 |

QB **JT Daniels** threw 3 touchdown passes, including a pair to WR **Michael Pittman Jr.**, and CB **Ajene Harris** returned an interception for a TD to punctuate a stifling Trojan defensive effort as USC beat undefeated No. 19 Colorado, 31-20, in a night home game in front of 57,615 fans and an FS1 national audience.

It raised USC's all-time mark against Colorado to 13-0. It was Troy's 19th straight victory in the Coliseum, including its 14th consecutive at home against Pac-12 foes. The Trojans were coming off a bye.

After a scoreless first quarter, Colorado WR Laviska Shenault raced 49-yards untouched out of the Wildcat formation early in the second quarter. But the Trojans scored 3 touchdowns to close out the half, as Daniels hit WR **Tyler Vaughns** for a 27-yard TD and then he found Pittman for 65- and 9-yard scores.

USC extended its lead late in the third quarter when Harris ran 6 yards with a pick, his school record-tying third career interception return for a TD.

Colorado threatened late in the game, with RB Kyle Evans scoring on a 2-yard run to cap a 16-play drive and then, following USC PK **Michael Brown's** 38-yard field goal, Buffalo QB Steven Montez scored on a 19-yard run with 3:23 to go.

USC shut down Colorado's high-flying offense, which was averaging 490.6 total yards and 37.8 points, by allowing only 265 total yards (170 passing) and 20 points, all CU season lows. USC posted 16 tackles for loss (4 were sacks), its most since getting 16 against San Jose State in 2009. The Buffaloes converted just 7-of-23 third downs.

USC had 334 total yards, but just 62 rushing (the Trojans had 0 rushing yards in the first half). Troy held the ball only 25:09 on just 61 plays (CU had 84 plays), was penalized 13 times and was just 2-of-10 on third downs.

Daniels was 18-of-35 for 272 yards, but threw 2 interceptions. Pittman had 6 receptions for 155 yards and Vaughns had 5 catches for 86 yards.

ILB **Palala Gaoteote IV**, who started for injured **Cameron Smith**, led USC with 9 tackles, while Harris and S **Talanoa Hufanga** each added 7 stops.

For Colorado, Shenault had 9 catches for 72 yards and WR K.D. Nixon added 6 grabs for 36 yards, while Montez completed 26-of-47 passes for 170 yards. ILB Nate Landman made 10 tackles.

SCORING

Second Quarter

COLO -- Shenault 49-yard run (Stefanou kick)

USC -- Vaughns 27-yard pass from Daniels (M. Brown kick)

USC -- Pittman 65-yard pass from Daniels (M. Brown kick)

USC -- Pittman 9-yard pass from Daniels (M. Brown kick)

Third Quarter

USC -- Harris 6-yard interception return (M. Brown kick)

Fourth Quarter

COLO -- Evans 2-yard run (Stefanou kick)

USC -- M. Brown 38-yard field goal

COLO -- Montez 19-yard run (Montez pass failed)

| USC | STATISTICS | COLORADO |
|------------|--------------------|-----------------|
| 16 | First Downs | 17 |
| 51 | Net Yards Rushing | 95 |
| 283 | Net Yards Passing | 170 |
| 35 | Passes Attempted | 47 |
| 18 | Passes Completed | 26 |
| 2 | Had Intercepted | 1 |
| 61 | Total Plays | 84 |
| 334 | Total Yards | 265 |
| 7/42.4 | Punts/Avg | 9/41.9 |
| 1/1 | Fumbles-Lost | 0/0 |
| 13/123 | Penalties/Yards | 8/81 |
| 25:09 | Time of Possession | 34:51 |

TOP INDIVIDUALS

RUSHING - Shenault (COLO) 2-46; McMillian (COLO) 18-32; Ware (USC) 6-23; Carr (USC) 12-20; Evans (COLO) 7-17.

PASSING - Montez (COLO) 26-47-170; Daniels (USC) 18-35-283.

RECEIVING - Shenault (COLO) 9-72; Pittman (USC) 6-155; Nixon (COLO) 6-36; Vaughns (USC) 5-86; St. Brown (USC) 4-31; Brown (COLO) 4-30; Jackson (COLO) 2-19; McMillian (COLO) 2-7; V. Jones (USC) 2-6; MacIntyre (COLO) 2-4.



2018 GAME SUMMARIES

**GAME 7 – October 20, Salt Lake City, Utah
Utah 41, USC 28
Att: 46,405**

| | | | | | | |
|-------------|-----------|-----------|-----------|-----------|-----------|-----------|
| USC | 14 | 0 | 0 | 14 | -- | 28 |
| Utah | 7 | 13 | 14 | 7 | -- | 41 |

After USC opened up an early 14-0 lead, Utah scored the game's next 34 points behind the play of QB Tyler Huntley and a suffocating defense en route to a 41-28 win over the Trojans in front of a capacity crowd of 46,405 fans under the lights in Salt Lake City and a national Pac-12 Network audience.

It was USC's third straight loss in Salt Lake City and it put the Utes in control of their destiny in the Pac-12 South.

Utah dominated the statistics, piling up 541 total yards (the most against USC since Oregon had 578 in 2015), including 200 rushing, along with 27 first downs and 34:48 possession time on 81 plays. USC managed just 205 total yards (its fewest since compiling 194 against Alabama in 2016), including just 132 passing, and 10 first downs (its fewest since getting 10 against Georgia Tech in the 2012 Sun Bowl) on 54 plays (its fewest since 51 against California in 2013). The Trojans converted just 3-of-14 third downs, including starting off 0-of-11.

In the first half, USC had just 99 yards (11 rushing) on 26 plays to Utah's 255 yards on 48 plays. Utah had more first downs (15 to 4) in the half and held the ball 18:04. USC was 0-of-7 on third down conversions in the opening half and went 3-and-out on 6 of its 8 drives.

Huntley completed 22-of-29 passes overall for 341 yards with 4 TDs and ran for another. Ute RB Zack Moss rushed for 136 yards on 25 tries, while WR Samson Nacua had 5 receptions for 55 yards and WR Britain Covey had 4 grabs for 79 yards with a score. LB Chase Hansen had 11 tackles and an interception.

For USC, QB **JT Daniels** completed just 6-of-16 passes for 89 yards with 2 picks before leaving the game at the end of the third quarter with a concussion. QB **Matt Fink** replaced him and hit 6-of-7 passes for 43 yards. Both threw a TD. WR **Michael Pittman Jr.** had 4 catches for 107 yards, while TB **Vavae Malepeai** ran for 44 yards on 10 carries with a TD. Four Trojans had double figures in tackles: ILB **John Houston Jr.** (game-high 15), S **Talanoa Hufanga** (12), ILB **Palala Gaoteote IV** (11) and DL **Christian Rector** (10). USC posted 5 sacks, including 2 by Rector.

USC got on the board midway through the first quarter as Pittman outjumped 2 Utah defenders to grab Daniels' 34-yard scoring heave. Six plays later, DL **Jay Tufele** scooped up a fumble forced by Houston and he raced 48 yards for a TD.

But Utah responded right back, with Huntley hitting Covey 3 plays later for a 46-yard score. The Utes tallied on their first 2 possessions of the second quarter, first on a 33-yard field goal by PK Matt Gay following Hansen's interception and then on a 3-yard Huntley run. Gay nailed a 30-yard field goal at the halftime gun to put Utah up 20-14.

The Utes also scored on their first 2 series of the second half, with Huntley throwing touchdown passes to WRs Solomon Enis (27 yards) and Demari Simpkins (11 yards) to go up 34-14.

Three plays after Pittman blocked a Utah punt early in the fourth quarter, Fink found TE Tyler Petite for a 3-yard TD. But the Utes answered that with Huntley's 11-yard scoring pass to TE Jake Jackson. USC closed out the game's scoring on the next series as Malepeai ran for a 12-yard score.

**SCORING
First Quarter**

USC -- Pittman 34-yard pass from Daniels (M. Brown kick)
USC -- Tufele 48-yard fumble return (M. Brown kick)
UTAH -- Covey 46-yard pass from Huntley (Gay kick)

Second Quarter

UTAH -- Gay 33-yard field goal
UTAH -- Huntley 3-yard run (Gay kick)
UTAH -- Gay 30-yard field goal

Third Quarter

UTAH -- Enis 27-yard pass from Huntley (Gay kick)
UTAH -- Simpkins 11-yard pass from Huntley (Gay kick)

Fourth Quarter

USC -- Petite 3-yard pass from Fink (M. Brown kick)
UTAH -- Jackson 11-yard pass from Huntley (Gay kick)
USC -- Malepeai 12-yard run (M. Brown kick)

| USC | STATISTICS | UTAH |
|------------|--------------------|-------------|
| 10 | First Downs | 27 |
| 73 | Net Yards Rushing | 200 |
| 132 | Net Yards Passing | 238 |
| 23 | Passes Attempted | 30 |
| 12 | Passes Completed | 22 |
| 2 | Had Intercepted | 0 |
| 54 | Total Plays | 81 |
| 205 | Total Yards | 541 |
| 7/39.9 | Punts/Avg | 4/35.8 |
| 1/0 | Fumbles-Lost | 3/2 |
| 2/20 | Penalties/Yards | 7/69 |
| 25:12 | Time of Possession | 34:48 |

TOP INDIVIDUALS

RUSHING – Moss (UTAH) 25-136; Malepeai (USC) 10-44; Huntley (UTAH) 16-33; Carr (USC) 12-23; Fink (USC) 4-21; Green (UTAH) 3-19.

PASSING – Huntley (UTAH) 22-29-341; Daniels (USC) 6-16-89; Fink (USC) 6-7-43.

RECEIVING – Nacua (UTAH) 5-55; Pittman (USC) 4-107; Covey (UTAH) 4-79; Kuithe (UTAH) 4-68; V. Jones (USC) 3-4; Dixon (UTAH) 2-56; Simpkins (UTAH) 2-24; Field (UTAH) 2-16.

**GAME 8 – October 27, Los Angeles Coliseum
Arizona State 38, USC 35
Att: 47,406**

| | | | | | | |
|----------------------|-----------|-----------|-----------|----------|-----------|-----------|
| Arizona State | 14 | 10 | 7 | 7 | -- | 38 |
| USC | 7 | 7 | 14 | 7 | -- | 35 |

Arizona State--behind the play of QB Manny Wilkins, RB Eno Benjamin and WR N'Keal Harry--snapped USC's 19-game home winning streak with a 38-35 victory over the Trojans in front of 47,406 fans in the Coliseum and a national ABC/ESPN2 audience.

The loss also ended USC's 14-game Pac-12 home game winning streak and its 21-game winning streak in the Greater Los Angeles area. It was **Clay Helton's** first loss in the Coliseum as USC's head coach (he won his first 19 home contests).

Third string QB **Jack Sears** started for the Trojans in place of regular starting QB **JT Daniels** (concussion) and backup QB **Matt Fink** (broken ribs). Sears completed 20-of-28 passes for 235 yards and the 2 TDs with no interceptions.

USC got off to a quick start when ASU punted after its opening drive and WR **Tyler Vaughns** returned it 82 yards for a TD (it was USC's longest punt return since Nelson Agholor's 93-yarder for a score at California in 2013). But the Sun Devils responded by scoring on their next 4 series to go up 24-7: Harry hauled in a 44-yard Wilkins pass, then Benjamin ran for a 3-yard score after USC lost a fumble deep in ASU territory, then PK Brandon Ruiz nailed a 31-yard field goal early in the second quarter and finally Benjamin raced 49 yards for a TD. USC scored late in the half when Sears threw his first career TD, hitting WR **Michael Pittman Jr.** with 13 seconds to go.

ASU outgained USC in the first half, 286 to 116, and the Sun Devils held the ball 19:21 and had 14 more plays (40 to 26). USC had just 7 first downs to ASU's 14 and Troy converted just 1-of-4 third downs in the opening half.

USC opened the second half by scoring twice quickly, first on an 8-yard TD fly sweep by WR **Velus Jones Jr.** and then, on the play after CB **Jonathan Lockett** recovered a fumble forced by CB **Iman Marshall**, Vaughns took a lateral and heaved a 36-yard TD pass to Pittman to give USC a 28-24 lead. However, late in the third quarter, Harry fielded a punt deep in ASU territory and went 92 yards for a score to put the Sun Devils back ahead, 31-28.

USC got to the ASU 20-yard line early in the fourth quarter, but couldn't convert a fourth-and-1 play. Late in the game, Wilkins took off on a 45-yard TD run with 1:23 to play, but USC answered with Sears' 48-yard TD aerial to Vaughn with 35 seconds remaining. But ASU recovered USC's ensuing inside kick and ran out the clock.

USC had 420 total yards (271 passing) but converted just 2-of-11 third downs, while ASU had 449 total yards (283 rushing).

Pittman had 6 catches for 90 yards and Vaughns added 4 grabs for 72 yards (Vaughns was the first Trojan with a TD pass, TD catch and punt return TD in a game since at least 1971). TB **Aca'Cedric Ware** ran for 64 yards on 13 carries and TB **Vavae Malepeai** had 51 yards on 5 rushes. S **Talanoa Hufanga** had a game-best 11 tackles (2.5 for losses) before breaking his collarbone late in the game, while ILB **John Houston Jr.** and CB **Ajene Harris** each had 7 stops.

The attendance was the smallest for a USC home game since 2001 (44,880 versus Oregon State).

**SCORING
First Quarter**

USC -- Vaughns 82-yard punt return (M. Brown kick)
ASU -- Harry 44-yard pass from Wilkins (B. Ruiz kick)
ASU -- Benjamin 3-yard run (B. Ruiz kick)

Second Quarter

ASU -- B. Ruiz 31-yard field goal
ASU -- Benjamin 49-yard run (Ruiz kick)
USC -- Pittman 6-yard pass from Sears (M. Brown kick)

Third Quarter

USC -- V. Jones 8-yard run (M. Brown kick)
USC -- Pittman 36-yard pass from Vaughns (M. Brown kick)
ASU -- Harry 92-yard punt return (B. Ruiz kick)

Fourth Quarter

ASU -- Wilkins 45-yard run (B. Ruiz kick)
USC -- Vaughns 48-yard pass from Sears (M. Brown kick)

| USC | STATISTICS | ARIZONA STATE |
|------------|--------------------|----------------------|
| 19 | First Downs | 30 |
| 149 | Net Yards Rushing | 283 |
| 271 | Net Yards Passing | 166 |
| 30 | Passes Attempted | 24 |
| 21 | Passes Completed | 14 |
| 0 | Had Intercepted | 0 |
| 63 | Total Plays | 68 |
| 420 | Total Yards | 449 |
| 7/44.1 | Punts/Avg | 5/39.0 |
| 2/1 | Fumbles-Lost | 1/1 |
| 7/73 | Penalties/Yards | 5/48 |
| 27:45 | Time of Possession | 32:15 |

TOP INDIVIDUALS

RUSHING – Benjamin (ASU) 29-185; Wilkins (ASU) 9-89; Ware (USC) 13-64; Malepeai (USC) 5-51; Carr (USC) 4-16.

PASSING – Sears (USC) 20-28-235; Wilkins (ASU) 14-22-166; Vaughns (USC) 1-1-36; Sterling-Cole (ASU) 0-2-0.

RECEIVING – Pittman (USC) 6-90; Harry (ASU) 4-95; Vaughns (USC) 4-72; St. Brown (USC) 4-39; Darby (ASU) 4-26; Falo (USC) 3-37; Hudson (ASU) 3-9; Malepeai (USC) 2-15.



GAME 9 – November 3, Corvallis, Oregon
USC 38, Oregon State 21
Att: 35,187

| | | | | | | |
|---------------------|----------|-----------|----------|-----------|-----------|-----------|
| USC | 7 | 14 | 7 | 10 | -- | 35 |
| Oregon State | 0 | 14 | 7 | 0 | -- | 21 |

TB **Aca'Cedric Ware** ran for a career-high 205 yards and 3 touchdowns, including a pair of long ones, and the Trojan defense posted 6 sacks to help USC get a 38-21 victory at Oregon State on a cool evening before 35,187 fans and an FS1 national audience.

Ware, who averaged 12.1 yards on his 17 carries, had the most rushing yards by a Trojan since Ronald Jones II had 216 against Arizona State in 2017.

Fellow TB **Vavae Malepeai** ran for a career-best 101 yards on 15 attempts, as he and Ware became USC's first 200/100-yard rushing duo since Jones (223) and Ware (130) did so in 2016 against California.

USC jumped out to a 21-0 lead behind an 8-yard TD run by TB **Stephen Carr** to cap the Trojans' 17-play opening drive, followed by Ware's 57-yard scoring burst on Troy's ensuing series early in the second quarter and then QB **JT Daniels'** 41-yard TD bomb to WR **Devon Williams** on USC's next series.

But Oregon State closed the gap to 21-14 late in the first half with touchdowns on back-to-back drives, first on a 6-yard run by backup QB Jack Colletto and then on starting QB Jake Luton's 11-yard pass to TE Noah Toggia with 4 seconds to play to punctuate a quick 85-yard drive. Luton was 22-of-27 for 220 yards in the first half.

Both teams scored on their opening possessions of the second half, first Ware getting a 2-yard TD run and then Beaver RB Artavis Pierce running for a 6-yard score.

USC pulled away in the fourth quarter, as Ware jetted 62 yards for a TD early in the quarter and then PK **Michael Brown** nailed a career-best 46-yard field goal late in the game.

USC piled up 509 total yards, including 332 rushing (both season highs), while limiting Oregon State to 332 total yards (only 31 rushing). OSU TB Jermar Jefferson, who was the Pac-12's rushing leader at 129.3 yards per game, was held to 58 yards on the ground on 18 carries (he had minus 4 yards at halftime).

Daniels hit 14-of-26 passes for 177 yards, WR **Amon-Ra St. Brown** had 5 catches for 39 yards and Williams grabbed 3 for 77 yards (his first career receptions). DL **Christian Rector** and CB **Isaiah Langley** each had a game-best 9 tackles, with 3.5 of Rector's going for losses (with 2.5 sacks). DL **Jay Tufele** had 2 sacks among his 5 tackles.

Luton was 31-of-45 for 301 yards overall, with WR Trevon Bradford getting 10 catches for 63 yards and WR Isaiah Hodgins grabbing 8 passes for 129 yards.

SCORING**First Quarter**

USC -- Carr 8-yard run (M. Brown kick)

Second Quarter

USC -- Ware 57-yard run (M. Brown kick)

USC -- D. Williams 41-yard pass from Daniels (M. Brown kick)

OSU -- Colletto 6-yard run (Choukair kick)

OSU -- Toggia 11-yard pass from Luton (Choukair kick)

Third Quarter

USC -- Ware 2-yard run (M. Brown kick)

OSU -- Pierce 6-yard run (Choukair kick)

Fourth Quarter

USC -- Ware 62-yard run (M. Brown kick)

USC -- M. Brown 46-yard field goal

| USC | STATISTICS | OREGON STATE |
|------------|--------------------|---------------------|
| 25 | First Downs | 24 |
| 332 | Net Yards Rushing | 31 |
| 177 | Net Yards Passing | 301 |
| 26 | Passes Attempted | 46 |
| 14 | Passes Completed | 31 |
| 0 | Had Intercepted | 0 |
| 70 | Total Plays | 78 |
| 509 | Total Yards | 332 |
| 3/33.3 | Punts/Avg | 5/42.2 |
| 4/1 | Fumbles-Lost | 0/0 |
| 6/52 | Penalties/Yards | 4/28 |
| 30:49 | Time of Possession | 29:11 |

TOP INDIVIDUALS

RUSHING – Ware (USC) 17-205; Malepeai (USC) 15-101; Jefferson (OSU) 18-58; Carr (USC) 6-49.

PASSING – Luton (OSU) 31-45-301; Daniels (USC) 14-26-177; Hernandez (OSU) 0-1-0.

RECEIVING – Bradford (OSU) 10-63; Hodgins (OSU) 8-129; Hernandez (OSU) 5-50; St. Brown (USC) 5-39; Jefferson (OSU) 5-33; D. Williams (USC) 3-77; Vaughns (USC) 3-41; Toggia (OSU) 2-16.

GAME 10 – November 10, Los Angeles Coliseum
California 15, USC 14
Att: 56,721

| | | | | | | |
|-------------------|----------|-----------|-----------|----------|-----------|-----------|
| California | 0 | 0 | 15 | 0 | -- | 15 |
| USC | 0 | 14 | 0 | 0 | -- | 14 |

After USC built a 14-0 halftime lead, California scored 3 times within the first 9 minutes of the second half--including getting a crucial safety--and the Golden Bears held on for a 15-14 victory before 56,721 Homecoming fans under the lights in the Coliseum and a national ESPN audience.

It was Cal's first victory over USC since 2003 (and first in the Coliseum since 2000). It also was USC's first 1-point loss since Washington's 32-31 win in 2010.

After a scoreless first quarter, USC QB **JT Daniels** found WR **Tyler Vaughns** on a pair of scoring passes, a 2-yarder at the top of the second quarter and a 23-yarder 2 possessions later. Troy piled up 237 total yards and 12 first downs while holding the ball for 19:12 in the first half to Cal's 69 total yards and 3 first downs (the Bears converted just 1-of-6 first downs and never penetrated beyond their 45-yard line). But the Trojans missed on several scoring opportunities in the half, including a failed fake field goal on their opening drive and a fumble at Cal's 10-yard line late in the half.

Things went south quickly for USC after intermission. On the opening series, Daniels was tackled in the end zone after a snap sailed over his head, resulting in a safety for Cal (the first safety against USC since Cal also did so in 2014). The Bears then converted short drives for touchdowns on their next 2 series, first a 29-yard pass from QB Chase Garbers to WR Vic Wharton III and then a 5-yard Garbers run following an interception (the ensuing 2-point conversion pass failed). USC could never get untracked in the second half, gaining only 40 total yards (7 rushing) and never getting into Cal's territory on its 6 possessions.

Overall, USC had 277 total yards (just 97 rushing) while running off 14 more plays (72 to 58) than Cal, which finished with 207 total yards (only 93 passing) and 11 first downs. The combined 484 total yards by USC and Cal were the fewest in a Trojan game since the 2013 Utah contest's 461 (USC's 260 and Utah's 201). Cal's 207 total yards were the fewest against USC since Oregon State had 181 in 2014 and the Bears' 93 passing yards were the fewest versus USC since Boston College's 54 in 2014. The last time a USC foe had as few as 207 total yards and the Trojans did not win was the 1989 UCLA game (202 total yards).

Daniels was 21-of-34 passing for 180 yards (he was 15-of-20 for 147 yards in the opening half). Vaughns had 8 catches for 91 yards (both game highs), while WR **Amon-Ra St. Brown** added 6 grabs for 53 yards. TB **Aca'Cedric Ware** ran for a game-leading 103 yards on 16 carries. S **Marvell Tell III** had a team-best 9 tackles and ILB **Cameron Smith** added 7 stops.

For Cal, Garbers was 14-of-26 for 93 yards, while RB Patrick Laird rushed for 71 yards on 19 carries and caught 5 passes for 18 yards.

SCORING**Second Quarter**

USC -- Vaughns 2-yard pass from Daniels (M. Brown kick)

USC -- Vaughns 23-yard pass from Daniels (M. Brown kick)

Third Quarter

CAL -- Daniels tackled in end zone

CAL -- Wharton 29-yard pass from Garbers (Thomas kick)

CAL -- Garbers 5-yard run (Garbers pass failed)

| USC | STATISTICS | CALIFORNIA |
|------------|--------------------|-------------------|
| 18 | First Downs | 11 |
| 97 | Net Yards Rushing | 114 |
| 180 | Net Yards Passing | 93 |
| 34 | Passes Attempted | 26 |
| 21 | Passes Completed | 14 |
| 1 | Had Intercepted | 0 |
| 72 | Total Plays | 58 |
| 277 | Total Yards | 207 |
| 6/40.2 | Punts/Avg | 8/43.9 |
| 3/1 | Fumbles-Lost | 3/1 |
| 5/55 | Penalties/Yards | 4/35 |
| 32:47 | Time of Possession | 27:13 |

TOP INDIVIDUALS

RUSHING – Ware (USC) 16-103; Laird (CAL) 19-71; Malepeai (USC) 13-47; Garbers (CAL) 6-34.

PASSING – Daniels (USC) 21-34-180; Garbers (CAL) 14-26-93.

RECEIVING – Vaughns (USC) 8-91; St. Brown (USC) 6-53; Laird (CAL) 5-18; V. Jones (USC) 4-8; Hawkins (CAL) 3-11; Wharton (CAL) 2-34.

2018 GAME SUMMARIES

GAME 11 – November 17, Pasadena, Calif.

UCLA 34, USC 27

Att: 57,116

| | | | | | | |
|-------------|-----------|-----------|----------|-----------|-----------|-----------|
| USC | 10 | 14 | 3 | 0 | -- | 27 |
| UCLA | 14 | 7 | 0 | 13 | -- | 34 |

RB Joshua Kelley ran for 289 yards--the second most by any player ever against USC--with 2 touchdowns and UCLA scored 13 unanswered fourth quarter points to defeat the Trojans, 34-27, in front of 57,116 fans in the Rose Bowl and a national ABC audience.

It snapped Troy's 3-game winning streak over the Bruins. It was USC's first loss to a team with at least 8 losses (UCLA came into the game at 2-8) since falling to a 1-8 Notre Dame squad in 1960.

Kelley's rushing yardage, which came on a USC opponent record 40 carries, was the third most in UCLA history, as well as the most by any runner in a USC-UCLA game.

After USC PK **Michael Brown** hit a 46-yard field goal on the game's opening series, UCLA scored on its first 2 possessions, first on a 33-yard pass from QB Wilton Speight to WR Theo Howard and then on Speight's 4-yard run following a missed field goal by USC. But the Trojans responded on their next series as QB **JT Daniels** found WR **Amon-Ra St. Brown** for a 44-yard TD strike late in the first quarter.

At the top of the second quarter, WR **Jake Russell** blocked a UCLA punt and WR **Devon Williams** took it 5 yards for a touchdown. But after a Daniels interception on USC's next drive, UCLA countered with a 1-yard field TD run. The Trojans answered right back on a 45-yard catch-and-run by WR **Velus Jones Jr.** of a Daniels toss as USC took a 24-21 lead into halftime.

USC extended the margin to 27-21 on Brown's 22-yard field goal on the Trojans' first possession of the second half. But UCLA scored on 3 consecutive drives in the fourth quarter, first when Kelley jetted 55 yards, then on a pair of field goals by PK JJ Molson (a 19-yarder after another Daniels interception and a 48-yarder).

UCLA had 479 total yards (313 rushing) and 25 first downs on 74 plays, while USC had 449 total yards (337 passing) with 19 first downs. The Trojans converted just 4-of-13 third downs and posted 9 penalties.

Daniels was 20-of-34 passing for 337 yards, with WR **Michael Pittman Jr.** getting 7 receptions for 106 yards and St. Brown adding 6 catches for 98 yards. TB **Vavae Malepeai** had 77 yards on 15 rushes. CB **Iman Marshall** (11) and ILB **Cameron Smith** (10) were in double figures in tackles, while CB **Isaiah Langley** had a pick to go with his 9 stops.

Speight completed 13-of-22 passes for 166 yards, with Howard getting 5 grabs for 76 yards and TE Caleb Wilson catching 4 for 63 yards.

The teams entered the game with a combined 13 losses, the most in series history. It was the smallest crowd at a USC-UCLA game since 51,906 were at the 1950 game.

SCORING
First Quarter

USC -- M. Brown 46-yard field goal
UCLA -- Howard 33-yard pass from Speight (Molson kick)
UCLA -- Speight 4-yard run (Molson kick)
USC -- St. Brown 44-yard pass from Daniels (M. Brown kick)

Second Quarter

USC -- D. Williams 5-yard blocked punt return (M. Brown kick)
UCLA -- Kelley 1-yard run (Molson kick)

USC -- V. Jones 45-yard pass from Daniels (M. Brown kick)

Third Quarter

USC -- M. Brown 22-yard field goal

Fourth Quarter

UCLA -- Kelley 55-yard run (Molson kick)
UCLA -- Molson 19-yard field goal
UCLA -- Molson 48-yard field goal

| USC | STATISTICS | UCLA |
|------------|--------------------|-------------|
| 19 | First Downs | 25 |
| 112 | Net Yards Rushing | 313 |
| 337 | Net Yards Passing | 166 |
| 34 | Passes Attempted | 22 |
| 20 | Passes Completed | 13 |
| 2 | Had Intercepted | 1 |
| 61 | Total Plays | 74 |
| 449 | Total Yards | 479 |
| 3/42.0 | Punts/Avg | 4/26.0 |
| 0/0 | Fumbles-Lost | 0/0 |
| 9/63 | Penalties/Yards | 2/15 |
| 27:02 | Time of Possession | 32:58 |

TOP INDIVIDUALS

RUSHING – Kelley (UCLA) 40-289; Malepeai (USC) 15-77; Ware (USC) 6-27; Speight (UCLA) 7-22.

PASSING – Daniels (USC) 20-34-337; Speight (UCLA) 13-22-166.

RECEIVING – Pittman (USC) 7-106; St. Brown (USC) 6-98; Howard (UCLA) 5-76; Wilson (UCLA) 4-63; Malepeai (USC) 3-26; Pabico (UCLA) 3-12.

GAME 12 – November 24, Los Angeles Coliseum

Notre Dame 24, USC 17

Att: 59,821

| | | | | | | |
|-------------------|----------|----------|-----------|----------|-----------|-----------|
| Notre Dame | 0 | 7 | 10 | 7 | -- | 24 |
| USC | 7 | 3 | 0 | 7 | -- | 17 |

QB Ian Book threw for 352 yards and 2 touchdowns and RB Dexter Williams ran for a TD to help No. 3 Notre Dame overcome a 10-0 deficit and score 24 unanswered points en route to a 24-17 victory over USC before 59,821 fans in the Coliseum and a national ABC audience.

The loss ended USC's season with a 5-7 record, its first losing campaign and first bowl-less non-sanction year since 2000.

USC jumped out to a 10-0 lead (ND's biggest deficit of 2018), as TB **Vavae Malepeai** had a 14-yard TD run on the game-opening drive and then PK **Michael Brown** hitting a 30-yard field goal early in the second quarter. Notre Dame scored late in the half on Book's 24-yard pass to WR Chris Finke. A pair of lost fumbles stalled USC first-half drives deep in Irish territory (at the ND 33- and 15-yard lines).

Williams gave Notre Dame the lead for good on a 52-yard scoring burst early in the second half and PK Justin Yoon added a 46-yard field goal late in the third quarter. Book's 51-yard TD pass to RB Tony Jones Jr. extended ND's lead late in the fourth quarter before USC answered right back on QB **JT Daniels'** 20-yard scoring toss to WR **Tyler Vaughns** with 48 seconds to play. But the Irish recovered the ensuing on-side kick.

USC held the ball for 34:11, but the Irish managed slightly more total yards (473 to 443). USC's 443 total yards were the most surrendered by ND in 2018. Troy converted 7-of-15 first downs, but was penalized 8 times.

Daniels completed a USC-record 37 passes (on 51 attempts) for a career-best 349 yards in the game. He hit his first 4 passes of the game and 6 of his first 7, was 16-of-17 in the first quarter, connected on 18 of his first 19 throws (including 14 completions in a row) and finished the first half 26-of-31 for 244 yards. Vaughns had a career-high and game-leading 12 catches for 120 yards (with 10 grabs in the first half), while WR **Amon-Ra St. Brown** had a personal-best 10 receptions (8 in the opening half) for 94 yards and WR **Michael Pittman Jr.** had 7 catches for 91 yards. TB **Aca'Cedric Ware** ran for 68 yards on 13 carries. ILB **Cameron Smith** had a game-best 12 tackles.

For Notre Dame, Book was 22-of-39 passing, Williams ran for 97 yards on 16 carries and caught 5 passes for 54 yards and Finke had 7 receptions for 86 yards. Book's completion percentage was a season-low 56.4% (he entered the game second nationally at 72.6%).

The crowd was the smallest for a USC-Notre Dame game in the Coliseum since 1960 (28,297).

The day after the game, Trojan athletic director **Lynn Swann** announced that **Clay Helton** would continue as USC's head coach despite media and fans calling for his ouster after Troy dropped its final 3 games of 2018 (and 5 of its last 6).

SCORING

First Quarter

USC -- Malepeai 14-yard run (M. Brown kick)

Second Quarter

USC -- M. Brown 30-yard field goal
ND -- Finke 24-yard pass from Book (Yoon kick)

Third Quarter

ND -- Williams 52-yard run (Yoon kick)
ND -- Yoon 46-yard field goal

Fourth Quarter

ND -- Jones Jr. 51-yard pass from Book (Yoon kick)
USC -- Vaughns 20-yard pass from Daniels (M. Brown kick)

| USC | STATISTICS | NOTRE DAME |
|------------|--------------------|-------------------|
| 24 | First Downs | 23 |
| 94 | Net Yards Rushing | 121 |
| 349 | Net Yards Passing | 352 |
| 51 | Passes Attempted | 39 |
| 37 | Passes Completed | 22 |
| 0 | Had Intercepted | 0 |
| 75 | Total Plays | 70 |
| 443 | Total Yards | 473 |
| 6/38.5 | Punts/Avg | 4/47.2 |
| 2/2 | Fumbles-Lost | 0/0 |
| 8/71 | Penalties/Yards | 3/38 |
| 34:11 | Time of Possession | 25:49 |

TOP INDIVIDUALS

RUSHING – Williams (ND) 16-97; Ware (USC) 13-68; Stepp (USC) 5-23; Malepeai (USC) 4-21.

PASSING – Daniels (USC) 37-51-349; Book (ND) 22-39-352.

RECEIVING – Vaughns (USC) 12-120; St. Brown (USC) 10-94; Pittman (USC) 7-91; Finke (ND) 7-86; Claypool (ND) 5-73; Williams (ND) 5-54; Boykin (ND) 3-73; V. Jones (USC) 3-24; Ware (USC) 2-2.



2018 PAC-12 STANDINGS AND HONORS



Standings

| | PAC-12 | | | | | OVERALL | | | | |
|-----------------------|--------|---|------|-----|-----|---------|----|------|-----|-----|
| | W | L | PCT | PTS | OPP | W | L | PCT | PTS | OPP |
| South Division | | | | | | | | | | |
| Utah | 6 | 3 | .667 | 277 | 188 | 9 | 5 | .643 | 393 | 272 |
| Arizona State | 5 | 4 | .556 | 283 | 253 | 7 | 6 | .538 | 389 | 332 |
| Arizona | 4 | 5 | .444 | 273 | 287 | 5 | 7 | .417 | 376 | 391 |
| USC | 4 | 5 | .444 | 239 | 242 | 5 | 7 | .417 | 313 | 324 |
| UCLA | 3 | 6 | .333 | 243 | 296 | 3 | 9 | .250 | 295 | 409 |
| Colorado | 2 | 7 | .222 | 202 | 272 | 5 | 7 | .417 | 325 | 327 |
| North Division | | | | | | | | | | |
| Washington State | 7 | 2 | .778 | 329 | 234 | 11 | 2 | .846 | 488 | 303 |
| Washington | 7 | 2 | .778 | 240 | 167 | 10 | 4 | .714 | 369 | 229 |
| Stanford | 6 | 3 | .667 | 277 | 227 | 9 | 4 | .692 | 369 | 298 |
| Oregon | 5 | 4 | .556 | 291 | 264 | 9 | 4 | .692 | 453 | 330 |
| California | 4 | 5 | .444 | 183 | 197 | 7 | 6 | .538 | 280 | 265 |
| Oregon State | 1 | 8 | .111 | 199 | 409 | 2 | 10 | .167 | 313 | 548 |

2018 All-Pac-12 Teams

OFFENSE

FIRST TEAM

| | |
|--------------------------------------|----|
| Gardner Minshew II, Grad., Wash. St. | QB |
| Eno Benjamin, So., Arizona St. | RB |
| J.J. Taylor, RSo., Arizona | RB |
| N'Keal Harry, Jr., Arizona State | WR |
| Laviska Shenault, So., Colorado | WR |
| Caleb Wilson, R.Jr., UCLA | TE |
| Jordan Agasiva, Sr., Utah | OL |
| Jackson Barton, Sr., Utah | OL |
| Andre Dillard, RSr., Wash. St. | OL |
| Nick Harris, Jr., Washington | OL |
| Walker Little, So., Stanford | OL |
| Kaleb McGary, RSr., Washington | OL |

SECOND TEAM

| |
|------------------------------------|
| K.J. Costello, Jr., Stanford |
| Myles Gaskin, Sr., Washington |
| Zack Moss, Jr., Utah |
| JJ Arcega-Whiteside, Sr., Stanford |
| Dillon Mitchell, Jr., Oregon |
| Kaden Smith, Jr., Stanford |
| Cohl Cabral, Jr., Arizona State |
| Chuma Edoga, Sr., USC |
| Nate Herbig, Jr., Stanford |
| Shane Lemieux, Jr., Oregon |
| Abe Lucas, RFr., Wash. St. |

DEFENSE

| | |
|-----------------------------------|----|
| Bradlee Anae, Jr., Utah | DL |
| Leki Fotu, Jr., Utah | DL |
| Greg Gaines, RSr., Washington | DL |
| Jalen Jelks, Sr., Oregon | DL |
| Ben Burr-Kirven, Sr., Washington | LB |
| Chase Hansen, Sr., Utah | LB |
| Jordan Kunaszyk, RSr., California | LB |
| Paulson Adebo, RFr., Stanford | DB |
| Jaylon Johnson, So., Utah | DB |
| Byron Murphy, RSo., Washington | DB |
| Taylor Rapp, R.Jr., Washington | DB |
| | DB |

| |
|--------------------------------|
| Porter Gustin, Sr., USC |
| John Penisini, Jr., Utah |
| Logan Tago, Sr., Wash. St. |
| Jay Tufele, RFr., USC |
| Troy Dye, Jr., Oregon |
| Cameron Smith, Sr., USC |
| Evan Weaver, Jr., California |
| Julian Blackmon, Jr., Utah |
| Marquise Blair, Sr., Utah |
| Myles Bryant, Jr., Washington |
| Iman Marshall, Sr., USC |
| Adarius Pickett, RSr., UCLA |

SPECIALISTS

| | | |
|-------------------------------|-------|----------------------------------|
| Matt Gay, Sr., Utah | PK | Jet Toner, Jr., Stanford |
| Mitch Wishnowsky, Sr., Utah | P | Jake Bailey, Sr., Stanford |
| Britain Covey, So., Utah | RS | N'Keal Harry, Jr., Arizona State |
| Brenden Schooler, Jr., Oregon | AP/ST | Elijah Molden, So., Washington |

Offensive Player of the Year: Gardner Minshew II, QB, WSU
Defensive Player of the Year: Ben Burr-Kirven, LB, WASH
Freshman Offensive Player of the Year: Jermar Jefferson, RB, OSU
Freshman Defensive Player of the Year: Merlin Robertson, LB, ASU
Scholar-Athlete of the Year: Ben Burr-Kirven, LB, WASH
Coach of the Year: Mike Leach, WSU

USC Honorable Mention: DB Ajene Harris, Sr.; DL Toa Lobendahn, RSr.; WR Michael Pittman Jr., Jr.; DB Marvell Tell III, Sr.; RS Tyler Vaughns, RSo.

2018 Pac-12 All-Academic First Team

| | |
|----|---|
| QB | Justin Herbert, Oregon, R.Jr., 4.06, Biology |
| RB | Patrick Laird, California, RSr., 3.58, Bus. Administration, Political Science |
| RB | Nick Ralston, Arizona State, R.Jr., 4.00, MBA & Finance (Graduate School) |
| WR | Britain Covey, Utah, So., 3.85, Business |
| WR | Timmy Hernandez, Oregon State, Sr., 3.66, Mechanical Engineering |
| TE | Bryce Wolma, Arizona, So., 4.00, Pre-Business |
| OL | Brian Chaffin, Stanford, Sr., 3.65, Science, Technology and Society |
| OL | Drew Dalman, Stanford, So., 3.65, Undeclared |
| OL | Michael Saffell, California, So., 3.54, Undeclared |
| OL | Calvin Throckmorton, Oregon, R.Jr., 3.84, Human Physiology |
| OL | Nick Wilson, Stanford, Sr., 3.63, Mechanical Engineering |
| OL | Jordan Austin, USC, Sr., 3.58, Studies In Law (Master's) |
| DL | Taylor Comfort, Wash. St., RSr., 3.33, Criminal Justice and Psychology |
| DL | Nick Heninger, Utah, RSo., 3.73, Business Administration |
| DL | Dylan Jackson, Stanford, Sr., 3.30, Political Science |
| DL | Levi Dnwuzurike, Washington, RSo., 3.36, Pre-Major (Arts & Science) |
| LB | Tevis Bartlett, Wash., Sr., 3.70, Education, Community & Organizations |
| LB | Ben Burr-Kirven, Wash., Sr., 3.69, Comparative Literature (Cinema Studies) |
| LB | Casey Toohill, Stanford, Sr., 3.67, Political Science |
| DB | Jaylon Johnson, Utah, So., 3.62, Business |
| DB | Elijah Molden, Washington, So., 3.66, Pre-Major (Arts & Science) |
| DB | Taylor Rapp, Washington, Jr., 3.61, Business Administration (Finance) |
| DB | Noah Williams, Stanford, So., 3.84, Undeclared |
| PK | Josh Pollack, Arizona, Gr., 3.67, Accounting |
| P | Steven Coutts, California, R.Jr., 3.62, Education (Master's) |
| ST | Richard McNitzky, Stanford, Jr., 3.72, Political Science |

USC Honorable Mention: Reid Budrovich, P, Sr.; Erik Krommenhoek, TE, So.; Wyatt Schmidt, P-HLD, Sr.






USC FOOTBALL HISTORY

Head Football Coaches


| | W | L | T | PCT. |
|--|-----|----|----|-------|
| Henry H. Goddard (Haverford College) and Frank H. Suffel, 1888 | 2 | 0 | 0 | 1.000 |
| Lewis R. Freeman, 1897 (Stanford) | 5 | 1 | 0 | .833 |
| Clair S. Tappaan, 1901 (Syracuse) | 0 | 1 | 0 | .000 |
| John Walker, 1903 | 4 | 2 | 0 | .667 |
| Harvey R. Holmes, 1904-07 (Wisconsin) | 19 | 5 | 3 | .759 |
| William I. Traeger, 1908 (Stanford) | 3 | 1 | 1 | .700 |
| Dean B. Cromwell, 1909-10, 1916-18 (Occidental) | 21 | 8 | 6 | .686 |
| Ralph Glaze, 1914-15 (Dartmouth) | 7 | 7 | 0 | .500 |
| Elmer C. ("Gloomy Gus") Henderson, 1919-24 (Oberlin) | 45 | 7 | 0 | .865 |
| Howard H. Jones, 1925-40 (Yale) | 121 | 36 | 13 | .750 |
| Justin M. (Sam) Barry, 1941 (Wisconsin) | 2 | 6 | 1 | .278 |
| Newell J. Cravath, 1942-50 (USC) | 54 | 28 | 8 | .644 |
| Jesse T. (Jess) Hill, 1951-56 (USC) | 45 | 17 | 1 | .722 |
| Don R. Clark, 1957-59 (USC) | 13 | 16 | 1 | .450 |
| John McKay, 1960-75 (Oregon) | 127 | 40 | 8 | .749 |
| John Robinson, 1976-82, 1993-97 (Oregon) | 104 | 35 | 4 | .741 |
| Ted Tollner, 1983-86 (Cal Poly, San Luis Obispo) | 26 | 20 | 1 | .564 |
| Larry Smith, 1987-92 (Bowling Green) | 44 | 25 | 3 | .632 |
| Paul Hackett, 1998-2000 (UC Davis) | 19 | 18 | 0 | .514 |
| Pete Carroll, 2001-2009 (Pacific) | 83 | 18 | 0 | .822* |
| Lane Kiffin, 2010-2013** (Fresno State) | 28 | 15 | 0 | .651 |
| Ed Orgeron, 2013** (Northwestern State) | 6 | 2 | 0 | .750 |
| Clay Helton, 2013, 2015-present** (Houston) | 32 | 17 | 0 | .653 |
| Steve Sarkisian, 2014-2015 (BYU)** | 12 | 6 | 0 | .667 |

*Not including 14 wins and 1 loss vacated due to NCAA penalty
[original record: 97-19-0, .836]


**In 2013, Kiffin was fired after first 5 games, Orgeron served as interim head coach for next 8 games before resigning and Helton was interim head coach for bowl game; In 2015, Sarkisian was fired after first 5 games and Helton was interim head coach for next 7 games before becoming permanent head coach.



PETE CARROLL



JOHN MCKAY



HOWARD JONES

Annual Won-Loss Record

| YEAR | TEAM CAPTAIN | G | W | L | T | FIN. [^] | PTS. | OPP. |
|------|---------------------------------|----|----|----|----|-------------------|------|------|
| 1888 | Will Whitcomb | 2 | 2 | 0 | 0 | -- | 20 | 0 |
| 1889 | No Captain | 2 | 2 | 0 | 0 | -- | 66 | 0 |
| 1890 | No Varsity | -- | -- | -- | -- | -- | -- | -- |
| 1891 | Frank Lapham | 3 | 1 | 2 | 0 | -- | 48 | 26 |
| 1892 | No Varsity | -- | -- | -- | -- | -- | -- | -- |
| 1893 | No Captain | 4 | 3 | 1 | 0 | -- | 56 | 50 |
| 1894 | John A. Gray | 1 | 1 | 0 | 0 | -- | 12 | 0 |
| 1895 | Lee Bradley | 2 | 0 | 1 | 1 | -- | 4 | 14 |
| 1896 | Foster Wright | 3 | 0 | 3 | 0 | -- | 0 | 74 |
| 1897 | Harry Martin | 6 | 5 | 1 | 0 | -- | 100 | 18 |
| 1898 | Foster Wright | 7 | 5 | 1 | 1 | -- | 97 | 28 |
| 1899 | Logan Wheatley | 6 | 2 | 3 | 1 | -- | 22 | 33 |
| 1900 | Harry Woodard | 3 | 1 | 1 | 1 | -- | 5 | 11 |
| 1901 | Logan Wheatley | 1 | 0 | 1 | 0 | -- | 0 | 6 |
| 1902 | Dan Caley | 5 | 2 | 3 | 0 | -- | 29 | 44 |
| 1903 | Dan Caley | 6 | 4 | 2 | 0 | -- | 58 | 27 |
| 1904 | Jay Bickford | 7 | 6 | 1 | 0 | -- | 199 | 27 |
| 1905 | Carl Elliott | 10 | 6 | 3 | 1 | -- | 211 | 45 |
| 1906 | Oliver Best | 4 | 2 | 0 | 2 | -- | 36 | 0 |
| 1907 | Charley Haigler | 6 | 5 | 1 | 0 | -- | 182 | 20 |
| 1908 | Stan Burek | 5 | 3 | 1 | 1 | -- | 63 | 18 |
| 1909 | Hal Paulin | 6 | 3 | 1 | 2 | -- | 133 | 13 |
| 1910 | Jack Malcolm | 8 | 7 | 0 | 1 | -- | 189 | 24 |
| 1911 | Rugby | -- | -- | -- | -- | -- | -- | -- |
| 1912 | Rugby | -- | -- | -- | -- | -- | -- | -- |
| 1913 | Rugby | -- | -- | -- | -- | -- | -- | -- |
| 1914 | Tommy Davis | 7 | 4 | 3 | 0 | -- | 116 | 88 |
| 1915 | Len Livernash | 7 | 3 | 4 | 0 | -- | 132 | 119 |
| 1916 | Herb Jones | 8 | 5 | 3 | 0 | -- | 129 | 80 |
| 1917 | Frank Malette | 7 | 4 | 2 | 1 | -- | 127 | 47 |
| 1918 | Harold Galloway, Keith Hunter | 6 | 2 | 2 | 2 | -- | 61 | 61 |
| 1919 | John Fox | 5 | 4 | 1 | 0 | -- | 87 | 21 |
| 1920 | Roy Evans | 6 | 6 | 0 | 0 | -- | 171 | 21 |
| 1921 | Charley Dean | 11 | 10 | 1 | 0 | -- | 362 | 52 |
| 1922 | Leo Calland | 11 | 10 | 1 | 0 | 4 | 236 | 31 |
| 1923 | Chet Dolley | 8 | 6 | 2 | 0 | 3T | 173 | 62 |
| 1924 | John Hawkins | 11 | 9 | 2 | 0 | 4T | 269 | 44 |
| 1925 | Hobbs Adams | 13 | 11 | 2 | 0 | 3T | 456 | 55 |
| 1926 | Jeff Cravath | 10 | 8 | 2 | 0 | 2 | 317 | 52 |
| 1927 | Morley Drury | 10 | 8 | 1 | 1 | 1T | 287 | 64 |
| 1928 | Jesse Hibbs | 10 | 9 | 0 | 1 | 1 | 267 | 59 |
| 1929 | Nate Barragar | 12 | 10 | 2 | 0 | 1 | 492 | 69 |
| 1930 | Marshall Duffield | 10 | 8 | 2 | 0 | 2 | 382 | 66 |
| 1931 | Stan Williamson | 11 | 10 | 1 | 0 | 1 | 363 | 52 |
| 1932 | Tay Brown | 10 | 10 | 0 | 0 | 1 | 201 | 13 |
| 1933 | Ford Palmer | 12 | 10 | 1 | 1 | 3 | 257 | 30 |
| 1934 | Julie Bescos | 11 | 4 | 6 | 1 | 7 | 120 | 110 |
| 1935 | Art Dittberner, Cliff Propst | 12 | 5 | 7 | 0 | 8 | 155 | 124 |
| 1936 | Gil Kuhn | 9 | 4 | 2 | 3 | 3T | 129 | 65 |
| 1937 | Chuck Williams | 10 | 4 | 4 | 2 | 7 | 136 | 98 |
| 1938 | Don McNeil | 11 | 9 | 2 | 0 | 1T | 172 | 65 |
| 1939 | Joe Shell | 10 | 8 | 0 | 2 | 1 | 181 | 33 |
| 1940 | Ed Dempsey | 9 | 3 | 4 | 2 | 7 | 88 | 98 |
| 1941 | Bob de Lauer | 9 | 2 | 6 | 1 | 8 | 64 | 134 |
| 1942 | Don Willer | 11 | 5 | 5 | 1 | 4 | 184 | 128 |
| 1943 | Ralph Heywood | 10 | 8 | 2 | 0 | 1 | 155 | 58 |
| 1944 | Jim Hardy | 10 | 8 | 0 | 2 | 1 | 240 | 73 |
| 1945 | Jim Callanan | 11 | 7 | 4 | 0 | 1 | 205 | 150 |
| 1946 | Doug Essick | 10 | 6 | 4 | 0 | 3 | 158 | 106 |
| 1947 | Don Clark | 10 | 7 | 2 | 1 | 1 | 193 | 114 |
| 1948 | Bob Bastian | 10 | 6 | 3 | 1 | 3 | 142 | 87 |
| 1949 | Jim Bird | 9 | 5 | 3 | 1 | 3T | 214 | 170 |
| 1950 | Paul McMurtry, Volney Peters | 9 | 2 | 5 | 2 | 7 | 114 | 182 |
| 1951 | Pat Cannamela, Dean Schneider | 10 | 7 | 3 | 0 | 4 | 224 | 168 |
| 1952 | Bob Van Doren, Lou Welsh | 11 | 10 | 1 | 0 | 1 | 254 | 47 |
| 1953 | George Bozanic, Tom Nickoloff | 10 | 6 | 3 | 1 | 3 | 199 | 161 |
| 1954 | Ed Fouch, Lindon Crow | 12 | 8 | 4 | 0 | 2 | 258 | 159 |
| 1955 | George Galli, Marv Goux | 10 | 6 | 4 | 0 | 6 | 265 | 158 |
| 1956 | Jon Arnett, Ellsworth Kissinger | 10 | 8 | 2 | 0 | 2T | 218 | 126 |
| 1957 | Jim Conroy, Mike Henry | 10 | 1 | 9 | 0 | 7T | 86 | 204 |
| 1958 | Ken Antle, Monte Clark | 10 | 4 | 5 | 1 | 3 | 151 | 120 |



ANNUAL WON-LOSS RECORD, ALL-TIME PAC-12 RECORDS, USC VS. PAC-12

| YEAR | TEAM CAPTAIN | G | W | L | T | FIN.^ | PTS. | OPP. |
|------|--|----|-----|----|---|-------|------|------|
| 1959 | Ron Mix, Willie Wood | 10 | 8 | 2 | 0 | 1T | 195 | 90 |
| 1960 | Mike McKeever, George Van Vliet | 10 | 4 | 6 | 0 | 2 | 95 | 152 |
| 1961 | Britt Williams | 10 | 4 | 5 | 1 | 2T | 150 | 167 |
| 1962 | Marv Marinovich, Ben Wilson | 11 | 11 | 0 | 0 | 1 | 261 | 92 |
| 1963 | Pete Beathard, Willie Brown | 10 | 7 | 3 | 0 | 2 | 207 | 114 |
| 1964 | Craig Fertig, Bill Fisk | 10 | 7 | 3 | 0 | 1T | 207 | 130 |
| 1965 | Chuck Arrobio, Mike Garrett | 10 | 7 | 2 | 1 | 2 | 262 | 92 |
| 1966 | Nate Shaw, Rod Sherman | 11 | 7 | 4 | 0 | 1 | 199 | 128 |
| 1967 | Tim Rossovich, Adrian Young | 11 | 10 | 1 | 0 | 1 | 258 | 87 |
| 1968 | O. J. Simpson, Steve Sogge | 11 | 9 | 1 | 1 | 1 | 259 | 168 |
| 1969 | Jim Gunn, Bob Jensen | 11 | 10 | 0 | 1 | 1 | 261 | 128 |
| 1970 | Charlie Weaver, Bob Chandler | 11 | 6 | 4 | 1 | 6T | 343 | 233 |
| 1971 | John Vella, Willie Hall | 11 | 6 | 4 | 1 | 2 | 229 | 164 |
| 1972 | Sam Cunningham, John Grant | 12 | 12 | 0 | 0 | 1 | 467 | 134 |
| 1973 | Lynn Swann, Artimus Parker | 12 | 9 | 2 | 1 | 1 | 322 | 202 |
| 1974 | Pat Haden, Richard Wood | 12 | 10 | 1 | 1 | 1 | 363 | 142 |
| 1975 | Kevin Bruce, Danny Reece | 12 | 8 | 4 | 0 | 5 | 247 | 140 |
| 1976 | Ricky Bell, Vince Evans, Eric Williams | 12 | 11 | 1 | 0 | 1 | 386 | 139 |
| 1977 | Rob Hertel, Clay Matthews | 12 | 8 | 4 | 0 | 2T | 357 | 212 |
| 1978 | Lynn Cain, Rich Dimler | 13 | 12 | 1 | 0 | 1 | 318 | 153 |
| 1979 | Dennis Johnson, Charles White | 12 | 11 | 0 | 1 | 1 | 389 | 171 |
| 1980 | Ronnie Lott, Keith Van Horne | 11 | 8 | 2 | 1 | 3 | 265 | 134 |
| 1981 | Marcus Allen, Chip Banks | 12 | 9 | 3 | 0 | 2T | 294 | 170 |
| 1982 | George Achica, Joey Browner, Bruce Matthews | 11 | 8 | 3 | 0 | 3T | 302 | 143 |
| 1983 | Tony Brewer, Jeff Brown, Keith Browner, Fred Cornwell, Tony Slaton | 11 | 4 | 6 | 1 | 4 | 210 | 238 |
| 1984 | Neil Hope, Ken Ruettggers | 12 | 9 | 3 | 0 | 1 | 220 | 173 |
| 1985 | Matt Koart, Hank Norman | 12 | 6 | 6 | 0 | 4T | 223 | 187 |
| 1986 | Jeff Bregel, Tim McDonald | 12 | 7 | 5 | 0 | 4T | 264 | 239 |
| 1987 | Dave Cadigan, Greg Coquette | 12 | 8 | 4 | 0 | 1T | 321 | 229 |
| 1988 | Rodney Peete | 12 | 10 | 2 | 0 | 1 | 370 | 184 |
| 1989 | Leroy Holt, Tim Ryan | 12 | 9 | 2 | 1 | 1 | 336 | 132 |
| 1990 | Don Gibson | 13 | 8 | 4 | 1 | 2 | 348 | 274 |
| 1991 | Matt Gee | 11 | 3 | 8 | 0 | 8 | 229 | 276 |
| 1992 | Stephon Pace | 12 | 6 | 5 | 1 | 3T | 264 | 249 |
| 1993 | Craig Gibson, Willie McGinest, Deon Strother | 13 | 8 | 5 | 0 | 1T | 348 | 252 |
| 1994 | Tony Boselli, Jeff Kopp, Brian Williams | 12 | 8 | 3 | 1 | 2T | 356 | 243 |
| 1995 | Terry Barnum, Errick Herrin | 12 | 9 | 2 | 1 | 1T | 355 | 212 |
| 1996 | John Allred, Sammy Knight | 12 | 6 | 6 | 0 | 5T | 325 | 267 |
| 1997 | Jonathan Himebauch, Brian Kelly | 11 | 6 | 5 | 0 | 5T | 233 | 233 |
| 1998 | Adam Abrams, Chris Claiborne, Billy Miller, Chad Morton | 13 | 8 | 5 | 0 | 3T | 346 | 241 |
| 1999 | David Gibson, Chad Morton, Ifeanyi Ohalet | 12 | 6 | 6 | 0 | 6T | 348 | 278 |
| 2000 | Ennis Davis, Eric Denmon, Zeke Moreno, Petros Papadakis | 12 | 5 | 7 | 0 | 8T | 309 | 337 |
| 2001 | Charlie Landrigan, Troy Polamalu, Antuan Simmons | 12 | 6 | 6 | 0 | 5 | 298 | 207 |
| 2002 | Carson Palmer, Troy Polamalu | 13 | 11 | 2 | 0 | 1T | 465 | 240 |
| 2003 | Keary Colbert, Melvin Simmons | 13 | 12 | 1 | 0 | 1 | 534 | 239 |
| 2004 | Shaun Cody, Matt Grootegoed, Matt Leinart | 13 | 11* | 0 | 0 | --* | 496 | 169 |
| 2005 | Darnell Bing, Reggie Bush, Matt Leinart, Dallas Sartz | 13 | 0* | 0* | 0 | --* | 638 | 297 |
| 2006 | John David Booty, Ryan Kalil, Oscar Lua, Dallas Sartz | 13 | 11 | 2 | 0 | 1T | 396 | 197 |
| 2007 | Sam Baker, John David Booty, Lawrence Jackson, Keith Rivers | 13 | 11 | 2 | 0 | 1T | 424 | 208 |
| 2008 | Jeff Byers, Brian Cushing, Kevin Ellison, Mark Sanchez | 13 | 12 | 1 | 0 | 1 | 488 | 117 |
| 2009 | Jeff Byers, Taylor Mays, Josh Pinkard, Damian Williams | 13 | 9 | 4 | 0 | 5T | 344 | 258 |
| 2010 | Matt Barkley, Stanley Havili, Michael Morgan, Malcolm Smith, Shareece Wright | 13 | 8 | 5 | 0 | 3T | 403 | 347 |

| YEAR | TEAM CAPTAIN | G | W | L | T | FIN.^ | PTS. | OPP. |
|------|--|----|----|---|---|-------|------|------|
| 2011 | Matt Barkley, Rhett Ellison, T.J. McDonald, Christian Tupou | 12 | 10 | 2 | 0 | 1/-- | 429 | 283 |
| 2012 | Matt Barkley, Khaled Holmes, T.J. McDonald, Nickell Robey | 13 | 7 | 6 | 0 | 2T/-- | 417 | 316 |
| 2013 | Devon Kennard, Marqise Lee, Marcus Martin, Hayes Pullard | 14 | 10 | 4 | 0 | 2T/-- | 416 | 297 |
| 2014 | Nelson Agholor, Cody Kessler, Hayes Pullard, Max Tuerk, Leonard Williams | 13 | 9 | 4 | 0 | 2T/-- | 466 | 327 |
| 2015 | Su'a Cravens, Cody Kessler, Anthony Sarao, Max Tuerk, Antwaun Woods | 14 | 8 | 6 | 0 | 1T/-- | 475 | 360 |
| 2016 | Max Browne, Michael Hutchings, Zach Banner, Adoree' Jackson | 13 | 10 | 3 | 0 | 2/-- | 447 | 315 |
| 2017 | Sam Darnold, Uchenna Nwosu, Cameron Smith, Chris Hawkins | 14 | 11 | 3 | 0 | 1/1# | 456 | 366 |
| 2018 | Porter Gustin, Toa Lobedahn, Cameron Smith, Marvell Tell III | 12 | 5 | 7 | 0 | 3T/-- | 313 | 324 |

Total Record 1239* 839* 346* 54
**Not including 2 wins in 2004, 12 wins and 1 loss in 2005 and both Pac-10 titles vacated due to NCAA penalty (original record: 13-0-0 in 2004, 12-1-0 in 2005, 853-347-54 overall)*
 #Also Pac-12 Championship Game winner
 ^Beginning in 2011, USC competed in South Division of Pac-12

All-Time NCAA Won-Loss Records of Pac-12 Teams


| USC | W | L | T | PCT. |
|------------------|------|------|----|------|
| Washington | 839* | 346* | 54 | .699 |
| Arizona State | 730 | 450 | 50 | .614 |
| Utah | 614 | 394 | 24 | .607 |
| UCLA | 677 | 464 | 31 | .591 |
| Stanford | 605 | 421 | 37 | .587 |
| Colorado | 654 | 459 | 49 | .584 |
| Arizona | 705 | 508 | 36 | .579 |
| Oregon | 613 | 465 | 33 | .567 |
| California | 657 | 497 | 46 | .567 |
| Washington State | 672 | 539 | 51 | .553 |
| Oregon State | 545 | 556 | 45 | .495 |
| Oregon State | 533 | 603 | 50 | .470 |

**Not including 14 wins and 1 loss vacated due to NCAA penalty (original record: 853-347-54, .702)*


USC vs. the Pac-12

| OPPONENT | USC WINS | OPP. WINS | TIES | PCT. |
|------------------|----------|-----------|------|-------|
| Colorado | 13 | 0 | 0 | 1.000 |
| Washington State | 59* | 10 | 4 | .836 |
| Oregon State | 63 | 11 | 4 | .833 |
| Arizona | 33* | 8 | 0 | .805 |
| California | 69* | 31 | 5 | .681 |
| Oregon | 38* | 20 | 2 | .650 |
| Stanford | 62* | 33 | 3 | .648 |
| Utah | 11 | 6 | 0 | .647 |
| Washington | 51* | 29 | 4 | .631 |
| Arizona State | 21* | 13 | 0 | .618 |
| UCLA | 47* | 32 | 7 | .587 |
| Totals | 467* | 193 | 29 | .699 |

**Not including 9 overall wins vacated due to NCAA penalty, including 2 vs. UCLA and 1 each vs. WSU, ARIZ, STAN, ORE, CAL, ASU, WASH (original overall record: 476-193-29, .703)*



CURTIS CONWAY



KEYSHAWN JOHNSON



USC's Record vs. Conference Foes

The information in this opponents' year-by-year section is, reading from left to right: (1) year; (2) date (with "Th" indicating a game played on Thanksgiving Day); (3) AP ranking going into the game, with USC's given first, and USC's opponent's given second; (4) other miscellaneous information ["N" for night game if contest began after 5:00 p.m. local time, "U" for upset if the result was considered a significant upset, time remaining in the game if a late score resulted in a win or tie, and weather conditions, with "R" indicating most of the game was played in the rain and "Sn" indicating most of the game was played in snow conditions]; (5) game result (W, L or T); (6) game score, with USC's given first; (7) game site (home, away or neutral); and (8) attendance. It was compiled by Michael J. Glenn. USC appreciates his invaluable efforts.

ARIZONA (33*-8-0)

| | | | | | | |
|------|----------|------------------|----|-------|--------|---------|
| 1916 | Dec. 9 | | W | 20-7 | N1.... | 3,000 |
| 1917 | Oct. 20 | | W | 31-6 | H.... | 2,000 |
| 1922 | Oct. 14 | | W | 15-0 | H.... | c12,000 |
| 1923 | Nov. 17 | | W | 69-6 | H.... | 12,000 |
| 1924 | Oct. 11 | | W | 29-0 | H.... | 18,000 |
| 1925 | Oct. 24 | | W | 56-0 | H.... | 17,000 |
| 1928 | Nov. 10 | | W | 78-7 | H.... | 20,000 |
| 1979 | Nov. 3 | .3-..... | W | 34-7 | H.... | 62,054 |
| 1980 | Oct. 11 | .2-.....(N) | W | 27-10 | A.... | c54,789 |
| 1981 | Oct. 10 | .1-.....(U) | L | 10-13 | H.... | 56,315 |
| 1982 | Nov. 13 | 16-.....(N) | W | 48-41 | A.... | c55,110 |
| 1984 | Oct. 20 | | W | 17-14 | H.... | 65,411 |
| 1986 | Nov. 1 | 18-14.....(N) | W | 20-13 | A.... | c55,046 |
| 1987 | Nov. 14 |(1:11) | W | 12-10 | H.... | 51,428 |
| 1988 | Oct. 1 | .3-.....(N) | W | 38-15 | A.... | 52,314 |
| 1989 | Nov. 11 | .9-25..... | W | 24-3 | A.... | 52,606 |
| 1990 | Oct. 20 | 15-..... | L | 26-35 | H.... | 68,212 |
| 1991 | Nov. 16 | | L | 14-31 | A.... | 41,053 |
| 1992 | Nov. 14 | 18-9....(6:35) | W | 14-7 | H.... | 53,849 |
| 1993 | Oct. 2 | -12..... | L | 7-38 | A.... | 56,075 |
| 1994 | Nov. 12 | 17-13..... | W | 45-28 | H.... | 61,264 |
| 1995 | Sept. 23 | .5-25.....(N) | W | 31-10 | A.... | c58,503 |
| 1996 | Oct. 12 | | W | 14-7 | H.... | 51,088 |
| 1999 | Oct. 9 | 22-..... | L | 24-31 | A.... | 51,418 |
| 2000 | Oct. 7 | 18-..... | L | 15-31 | H.... | 49,342 |
| 2001 | Oct. 27 |(1:50) | W | 41-34 | A.... | 46,399 |
| 2003 | Nov. 15 | .2-..... | W | 45-0 | A.... | 39,201 |
| 2004 | Nov. 13 | .1-.....(N) | W | 49-9 | H.... | 80,167 |
| 2005 | Oct. 8 | .1-..... | W* | 42-21 | H.... | 90,221 |
| 2006 | Sept. 23 | .3-.....(N) | W | 20-3 | A.... | c58,501 |
| 2007 | Oct. 13 | 10-..... | W | 20-13 | H.... | c84,671 |
| 2008 | Oct. 25 | .6-.....(N) | W | 17-10 | A.... | c57,427 |
| 2009 | Dec. 5 | 20-...[3:14] | L | 17-21 | H.... | 83,753 |
| 2010 | Nov. 13 | -18.....(N) | W | 24-21 | A.... | 54,722 |
| 2011 | Oct. 1 | | W | 48-41 | H.... | 63,707 |
| 2012 | Oct. 27 | 10-.....(U) | L | 36-39 | A.... | 47,822 |
| 2013 | Oct. 10 |(N) | W | 38-31 | H.... | 64,215 |
| 2014 | Oct. 11 | -10.....(N) | W | 28-26 | A.... | c56,754 |
| 2015 | Nov. 7 |(N) | W | 38-30 | H.... | 76,309 |
| 2016 | Oct. 15 |(Hot) | W | 48-14 | A.... | c55,463 |
| 2017 | Nov. 4 | 17-23..(N)[5:37] | W | 49-35 | H.... | 70,225 |
| 2018 | Sept. 29 |(N) | W | 24-20 | A.... | 43,573 |

N1-Phoenix Indian School, Phoenix, Arizona

*Not including 1 win vacated due to NCAA penalty (original record: 34-8)

(NOTE: Arizona was a charter member of the Border Intercollegiate Athletic Association from 1931 until it was disbanded in 1961, then was a member of the Western Athletic Conference from 1962 until 1977 before joining the Pac-10 in 1978.)

ARIZONA STATE (21*-13-0)

| | | | | | | |
|------|----------|-----------------|---|------------|-------|---------|
| 1978 | Oct. 14 | .2-.....(N) | L | 7-20 | A.... | c70,138 |
| 1980 | Oct. 4 | .4-..... | W | 23-21 | H.... | 69,052 |
| 1982 | Oct. 30 | 12-7.....(N) | L | 10-17 | A.... | c71,071 |
| 1983 | Oct. 15 | -18..... | L | 14-34 | H.... | 58,664 |
| 1984 | Sept. 22 | 17- (N)[9:14] | W | 6-3 | A.... | c70,219 |
| 1985 | Sept. 28 | 18-.....(N) | L | 0-24 | A.... | c70,710 |
| 1986 | Oct. 18 | 15-10..... | L | 20-29 | H.... | 65,874 |
| 1988 | Nov. 12 | .2-..... | W | 50-0 | A.... | c72,023 |
| 1990 | Oct. 27 | 21-..... | W | 13-6 | A.... | 64,715 |
| 1991 | Sept. 21 | 22-..... | L | 25-32 | H.... | 59,623 |
| 1992 | Oct. 31 | 13-..... | W | 23-13 | A.... | 51,096 |
| 1995 | Sept. 30 | .5-..... | W | 31-0 | H.... | 52,577 |
| 1996 | Oct. 19 | -4 (AS:1:30) | L | 35-48(20T) | A.... | c74,947 |
| 1997 | Oct. 11 | | L | 7-35 | A.... | 61,802 |
| 1998 | Oct. 3 | 21-..... | W | 35-24 | H.... | 56,093 |
| 1999 | Nov. 6 | | L | 16-26 | H.... | 53,382 |
| 2000 | Nov. 5 | ...[N](AS:4:21) | W | 44-38(20T) | A.... | 49,865 |
| 2001 | Oct. 13 | | W | 48-17 | H.... | 43,508 |
| 2002 | Nov. 16 | .8-..... | W | 34-13 | H.... | 73,923 |
| 2003 | Oct. 4 | 10-..... | W | 37-17 | A.... | 56,527 |
| 2004 | Oct. 16 | .1-15..... | W | 45-7 | H.... | c90,211 |

| | | | | | | |
|------|-----------|--------------------|----|-------|-------|---------|
| 2005 | Oct. 1 | .1-14 [3:44] | W* | 38-28 | A.... | c71,706 |
| 2006 | Oct. 14 | .3- (N)[4:26] | W | 28-21 | H.... | c91,126 |
| 2007 | Nov. 22Th | 11-7.....(N) | W | 44-24 | A.... | c71,706 |
| 2008 | Oct. 11 | .8-..... | W | 28-0 | H.... | c84,956 |
| 2009 | Nov. 7 | 12-.....(N) | W | 14-9 | A.... | 55,282 |
| 2010 | Nov. 6 |(N)[3:06] | W | 34-33 | H.... | 68,744 |
| 2011 | Sept. 24 | 23-.....(N) | L | 22-43 | A.... | 61,495 |
| 2012 | Nov. 10 | 21-..... | W | 38-17 | H.... | 80,154 |
| 2013 | Sept. 28 |(N) | L | 41-62 | A.... | 64,987 |
| 2014 | Oct. 4 | 16- (U)[Hot](0:00) | L | 34-38 | H.... | 70,115 |
| 2015 | Sept. 26 | 19- (N)[Hot] | W | 42-14 | A.... | 61,904 |
| 2016 | Oct. 1 |(N) | W | 41-20 | H.... | 71,214 |
| 2017 | Oct. 28 | 21-.....(N) | W | 48-17 | A.... | 53,446 |
| 2018 | Oct. 27 | | L | 35-38 | H.... | 47,406 |

*Not including 1 win vacated due to NCAA penalty (original record: 22-13)

(NOTE: Arizona State was a charter member of the Border Intercollegiate Athletic Association from 1931 until it was disbanded in 1961, then was a member of the Western Athletic Conference from 1962 until 1977 before joining the Pac-10 in 1978.)

CALIFORNIA (69*-31-5)

| | | | | | | |
|------|-----------|----------------|---|-------|--------|---------|
| 1915 | Oct. 23 | | W | 28-10 | A.... | 10,000 |
| 1915 | Nov. 25Th |(1:00) | L | 21-23 | N1.... | 8,000 |
| 1916 | Nov. 4 | | L | 0-27 | H.... | 10,000 |
| 1917 | Nov. 29Th | | T | 0-0 | H.... | 10,000 |
| 1918 | Dec. 14 | | L | 7-33 | H.... | 10,000 |
| 1919 | Nov. 8 | | L | 13-14 | H.... | 9,000 |
| 1921 | Nov. 5 | | L | 7-38 | A.... | c25,000 |
| 1922 | Oct. 28 | | L | 0-12 | N2.... | 35,000 |
| 1923 | Nov. 10 | | L | 7-13 | H.... | 72,000 |
| 1924 | Nov. 1 | | L | 0-7 | A.... | 60,000 |
| 1926 | Oct. 23 | | W | 27-0 | A.... | 72,000 |
| 1927 | Oct. 29 | | W | 13-0 | H.... | c76,500 |
| 1928 | Oct. 20 |[Mud] | T | 0-0 | A.... | c74,245 |
| 1929 | Nov. 2 | | L | 7-15 | H.... | c79,000 |
| 1930 | Nov. 8 | | W | 74-0 | H.... | c82,000 |
| 1931 | Oct. 24 | | W | 6-0 | A.... | 53,957 |
| 1932 | Nov. 5 | | W | 27-7 | H.... | 70,000 |
| 1933 | Oct. 28 | ...[Fog](8:30) | W | 6-3 | A.... | 65,000 |
| 1934 | Nov. 10 | | L | 2-7 | H.... | 60,000 |
| 1935 | Oct. 26 | | L | 7-21 | A.... | 48,000 |
| 1936 | Nov. 7 | 11-..... | L | 7-13 | H.... | 65,000 |
| 1937 | Oct. 23 | 11-1..... | L | 6-20 | A.... | 73,000 |
| 1938 | Nov. 5 | 13-3..... | W | 13-7 | H.... | 95,000 |
| 1939 | Oct. 28 | .8-..... | W | 26-0 | A.... | 46,000 |
| 1940 | Nov. 9 | | L | 7-20 | H.... | 50,000 |
| 1941 | Oct. 25 | | L | 0-14 | A.... | 65,000 |
| 1942 | Nov. 7 |(U) | W | 21-7 | H.... | 37,500 |
| 1943 | Oct. 2 | | W | 7-0 | A.... | 35,000 |
| 1943 | Oct. 30 | .5-20..... | W | 13-0 | H.... | 45,000 |
| 1944 | Oct. 7 | | T | 6-6 | H.... | 40,000 |
| 1944 | Nov. 18 | 12-..... | W | 32-0 | A.... | 40,000 |
| 1945 | Sept. 29 | | W | 13-2 | A.... | 52,000 |
| 1945 | Nov. 10 | | W | 14-0 | H.... | 35,000 |
| 1946 | Nov. 9 | 14-..... | W | 14-0 | H.... | 60,398 |
| 1947 | Oct. 25 | 10-4..... | W | 39-14 | A.... | c81,659 |
| 1948 | Oct. 30 | -4..... | L | 7-13 | H.... | 90,890 |
| 1949 | Oct. 15 | 12-9..... | L | 10-16 | A.... | c81,500 |
| 1950 | Oct. 14 | -7...[7:30] | L | 7-13 | H.... | 55,468 |
| 1951 | Oct. 20 | 11-1(U)[2:44] | W | 21-14 | A.... | c81,490 |
| 1952 | Oct. 25 | .7-4..... | W | 10-0 | H.... | 94,677 |
| 1953 | Oct. 24 | 11-..... | W | 32-20 | A.... | 78,000 |
| 1954 | Oct. 23 | 17-..... | W | 29-27 | H.... | 66,342 |
| 1955 | Oct. 22 | 10-..... | W | 33-6 | A.... | 51,000 |
| 1956 | Nov. 10 | 16-..... | W | 20-7 | H.... | 41,628 |
| 1957 | Oct. 19 | | L | 0-12 | A.... | 40,000 |
| 1958 | Oct. 18 | | L | 12-14 | H.... | 34,872 |
| 1959 | Oct. 31 | .6-...[12:13] | W | 14-7 | A.... | 37,000 |
| 1960 | Oct. 15 | | W | 27-10 | H.... | 39,830 |
| 1961 | Oct. 21 | | W | 28-14 | A.... | 38,000 |
| 1962 | Oct. 20 | .3-..... | W | 32-6 | H.... | 38,500 |
| 1963 | Oct. 26 | | W | 36-6 | A.... | 41,000 |
| 1964 | Oct. 24 |[0:50] | W | 26-21 | H.... | 48,105 |
| 1965 | Nov. 6 | .6-..... | W | 35-0 | A.... | 52,000 |
| 1966 | Nov. 5 | .9-..... | W | 35-9 | H.... | 47,199 |
| 1967 | Nov. 4 | .1-..... | W | 31-12 | A.... | 43,028 |
| 1968 | Nov. 9 | .1-11..... | W | 35-17 | H.... | 80,871 |
| 1969 | Nov. 1 | .6-...[0:57] | W | 14-9 | A.... | 51,000 |
| 1970 | Oct. 31 | 18-...[4:59] | L | 10-13 | H.... | 54,750 |
| 1971 | Oct. 30 | 20-..... | W | 28-0 | A.... | 54,000 |
| 1972 | Oct. 14 | .1-..... | W | 42-14 | H.... | 56,488 |
| 1973 | Nov. 3 | .9-..... | W | 50-14 | A.... | 48,000 |
| 1974 | Nov. 2 | .6-..... | T | 15-15 | H.... | 53,921 |
| 1975 | Nov. 1 | .4-..... | L | 14-28 | A.... | 58,871 |
| 1976 | Oct. 30 | .4-..... | W | 20-6 | H.... | 60,323 |
| 1977 | Oct. 29 | 10-..... | L | 14-17 | A.... | c76,780 |
| 1978 | Oct. 28 | .6-..... | W | 42-17 | H.... | 56,954 |
| 1979 | Oct. 27 | .3-..... | W | 24-14 | A.... | c76,780 |



| | | | | | | |
|------|----------|--------------------|----|------------|--------|---------|
| 1980 | Nov. 1 | .7- | W | 60- 7 | H | 55,658 |
| 1981 | Nov. 7 | .3- | W | 21- 3 | A | 74,000 |
| 1982 | Nov. 6 | 16- | W | 42- 0 | H | 54,670 |
| 1983 | Oct. 29 | | W | 19- 9 | A | 65,867 |
| 1984 | Oct. 27 | 20- | W | 31- 7 | H | 52,692 |
| 1985 | Nov. 9 | | L | 6-14 | A | 63,500 |
| 1986 | Nov. 15 | 13- | W | 28- 3 | H | 48,019 |
| 1987 | Sept. 26 | | W | 31-14 | A | 62,000 |
| 1988 | Nov. 5 | .2- | W | 35- 3 | H | 73,937 |
| 1989 | Oct. 14 | 10- | W | 31-15 | A | 52,000 |
| 1990 | Nov. 3 | 21- (Cal-1:22) | T | 31-31 | H | 62,974 |
| 1991 | Nov. 2 | -10..... | L | 30-52 | A | 70,000 |
| 1992 | Oct. 17 | 18-(2:27) | W | 27-24 | H | 54,476 |
| 1993 | Oct. 30 | | W | 42-14 | A | 56,000 |
| 1994 | Oct. 22 | | W | 61-0 | H | 55,213 |
| 1995 | Oct. 7 | .5- | W | 26-16 | A | 49,000 |
| 1996 | Oct. 5 | 17-(U) | L | 15-22 | H | 51,511 |
| 1997 | Sept. 27 | | W | 27-17 | A | 54,000 |
| 1998 | Oct. 10 | 19- (U)(3:30) | L | 31-32 | H | 65,678 |
| 1999 | Oct. 30 | | L | 7-17^ | A | 54,000 |
| 2000 | Oct. 28 | | L | 16-28 | H | 54,393 |
| 2001 | Nov. 10 |(R) | W | 55-14 | A | 33,506 |
| 2002 | Oct. 12 | 20- | W | 30-28 | H | 63,113 |
| 2003 | Sept. 27 | .3-(U) | L | 31-34(30T) | A | 51,208 |
| 2004 | Oct. 9 | .1- 7..... | W | 23-17 | H | c90,008 |
| 2005 | Nov. 12 | .1- | W* | 35-10 | A | c72,981 |
| 2006 | Nov. 18 | 4-17.....(N) | W | 23-9 | H | c91,672 |
| 2007 | Nov. 10 | 12-24.(N)(R)(7:38) | W | 24-17 | A | c72,516 |
| 2008 | Nov. 8 | .7-21.....(N) | W | 17-3 | H | c88,523 |
| 2009 | Oct. 3 | .7-24.....(N) | W | 30-3 | A | c71,799 |
| 2010 | Oct. 16 |(N) | W | 48-14 | H | 72,386 |
| 2011 | Oct. 13 |(N) | W | 30-9 | A#... | 44,043 |
| 2012 | Sept. 22 | 13-(Hot) | W | 27-9 | H | 83,421 |
| 2013 | Nov. 9 | | W | 62-28 | A | 49,199 |
| 2014 | Nov. 13 |(N) | W | 38-30 | H | 64,615 |
| 2015 | Oct. 31 | | W | 27-21 | A | 52,060 |
| 2016 | Oct. 27 |(N) | W | 45-24 | H | 61,725 |
| 2017 | Sept. 23 | .5- | W | 30-20 | A | 46,747 |
| 2018 | Nov. 10 |(N) | L | 14-15 | H | 56,721 |

N1-Washington Park, Los Angeles, California
 N2-Rose Bowl, Pasadena, California

#California home games in 2011 played San Francisco's AT&T Park
 *Not including 1 win vacated due to NCAA penalty (original record: 70-31-5)
 ^California later vacated win due to NCAA penalty

COLORADO (13-0-0)

| | | | | | | |
|------|----------|-----------------|---|-------|--------|---------|
| 1927 | Nov. 12 | | W | 46- 7 | H | 25,000 |
| 1963 | Sept. 21 | .1-(R) | W | 14- 0 | A | 27,000 |
| 1964 | Sept. 18 |(N) | W | 21- 0 | H | 39,173 |
| 2000 | Sept. 9 | 11- ..(N)(0:13) | W | 17-14 | H | 65,153 |
| 2002 | Sept. 14 | 17-18..... | W | 40-3 | A | c53,119 |
| 2011 | Nov. 4 | 21-..(N)(Cold) | W | 42-17 | A | 50,983 |
| 2012 | Oct. 20 | 11- | W | 50- 6 | H | 83,274 |
| 2013 | Nov. 23 | 23-..(N)(Cold) | W | 47-29 | A | 36,005 |
| 2014 | Oct. 18 | 22- | W | 56-28 | H | 75,756 |
| 2015 | Nov. 13 |(N)(Cold) | W | 27-24 | A | 37,905 |
| 2016 | Oct. 8 | -21.....(Hot) | W | 21-17 | H | 68,302 |
| 2017 | Nov. 11 | 15- | W | 38-24 | A | 49,337 |
| 2018 | Oct. 13 | -19.....(N) | W | 31-20 | H | 57,615 |

(NOTE: Colorado was a member of the Rocky Mountain Faculty Athletic Conference from 1910 to 1936, then was a member of the Mountain States Conference (Skyline) from 1937 to 1947 before joining the Big Seven in 1948, which became the Big Eight in 1958 and the Big 12 in 1996, and then joining the Pac-12 in 2011.)

OREGON (38*-20-2)

| | | | | | | |
|------|-----------|----------------|---|-------|--------|--------|
| 1915 | Nov. 8 | | L | 0-34 | H | 2,300 |
| 1920 | Nov. 25Th | | W | 21- 0 | N1.... | 20,000 |
| 1931 | Oct. 17 | | W | 53-0 | H | 50,000 |
| 1932 | Nov. 12 | | W | 33- 0 | H | 40,000 |
| 1933 | Nov. 18 | | W | 26- 0 | H | 69,000 |
| 1934 | Nov. 17 |(R) | W | 33- 0 | H | 20,000 |
| 1936 | Oct. 3 | | W | 26- 0 | H | 35,000 |
| 1937 | Oct. 16 | | W | 34-14 | H | 45,000 |
| 1938 | Oct. 29 | 19-(Mud) | W | 31- 7 | N2.... | 18,000 |
| 1939 | Sept. 30 |(SC-7:00) | T | 7- 7 | H | 41,000 |
| 1940 | Oct. 19 | 17- | W | 13- 0 | H | 35,000 |
| 1941 | Oct. 11 | | L | 6-20 | H | 40,000 |
| 1942 | Nov. 14 | | W | 40- 0 | H | 33,000 |
| 1946 | Nov. 2 | | W | 43- 0 | H | 45,885 |
| 1948 | Oct. 16 | | L | 7- 8 | N2.... | 32,600 |
| 1949 | Oct. 22 | 19- | W | 40-13 | H | 47,098 |
| 1950 | Oct. 28 | | W | 30-21 | H | 27,008 |
| 1953 | Oct. 31 | .7- (U)(13:38) | L | 7-13 | N2.... | 17,772 |
| 1954 | Oct. 16 | | W | 24-14 | N2.... | 22,766 |
| 1955 | Sept. 23 | .9-(N) | W | 42-15 | H | 37,538 |

| | | | | | | |
|------|-----------|--------------------|----|------------|--------|---------|
| 1956 | Nov. 17 | 14- | L | 0- 7 | N2.... | 14,480 |
| 1957 | Nov. 16 | -16..... | L | 7-16 | H | 30,975 |
| 1958 | Oct. 11 | -15..... | L | 0-25 | N2.... | 32,734 |
| 1967 | Oct. 28 | .1- | W | 28- 6 | H | 48,807 |
| 1968 | Nov. 2 | .1- (R)(1:12) | W | 20-13 | A | 33,500 |
| 1970 | Oct. 24 | 10- (R)(U)(13:05) | L | 7-10 | A | 34,000 |
| 1971 | Oct. 9 | ...(N)(U)(7:43) | L | 23-28 | H | 50,111 |
| 1972 | Oct. 28 | .1-(R) | W | 18- 0 | A | 32,000 |
| 1973 | Oct. 20 | .6- | W | 31-10 | H | 53,155 |
| 1974 | Oct. 19 | .6- | W | 16- 7 | A | 32,500 |
| 1975 | Oct. 18 | .3- | W | 17- 3 | H | 50,542 |
| 1976 | Sept. 18 |(N) | W | 53- 0 | A | c40,600 |
| 1977 | Oct. 15 | .6- | W | 33-15 | H | 51,120 |
| 1978 | Sept. 16 | .8-(N) | W | 37-10 | A | 31,000 |
| 1980 | Oct. 18 | .2- | T | 7- 7 | A | c42,733 |
| 1982 | Oct. 2 | 16- | W | 38- 7 | H | 47,181 |
| 1984 | Oct. 13 | | W | 19- 9 | A | 29,581 |
| 1985 | Nov. 30** | | W | 20- 6 | N3.... | c65,000 |
| 1986 | Oct. 4 | .9-(N) | W | 35-21 | H | 51,340 |
| 1987 | Oct. 10 | | L | 27-34 | A | c39,587 |
| 1988 | Oct. 8 | .3-18..... | W | 42-14 | H | 63,452 |
| 1991 | Sept. 28 |(N) | W | 30-14 | A | c45,948 |
| 1992 | Oct. 10 | 20- | W | 32-10 | H | 46,343 |
| 1993 | Oct. 9 | | W | 24-13 | A | 40,935 |
| 1994 | Oct. 1 | 19-(U) | L | 7-22 | H | 44,232 |
| 1997 | Oct. 1 |(N) | W | 24-22 | H | 53,640 |
| 1998 | Oct. 24 | -12..... | L | 13-17 | A | c45,807 |
| 1999 | Sept. 25 | 16- ..(N)(UO-0:30) | L | 30-33(30T) | A | c45,660 |
| 2000 | Oct. 14 | - 9..... | L | 17-28 | H | 54,031 |
| 2001 | Sept. 22 | - 7..(N)(0:12) | L | 22-24 | A | 45,765 |
| 2002 | Oct. 26 | 15-14..... | W | 44-33 | A | c56,754 |
| 2005 | Sept. 24 | .1-24..... | W* | 45-13 | A | c59,129 |
| 2006 | Nov. 11 | .7-21.....(N) | W | 35-10 | H | c92,000 |
| 2007 | Oct. 27 | .9- 5..... | L | 17-24 | A | c59,277 |
| 2008 | Oct. 4 | .9-23.....(N) | W | 44-10 | H | c82,765 |
| 2009 | Oct. 31 | .4-10.....(N) | L | 20-47 | A | c59,592 |
| 2010 | Oct. 30 | 24- 1.....(N) | L | 32-53 | H | 88,726 |
| 2011 | Nov. 19 | 18-4..(N)(Cold) | W | 38-35 | A | c59,933 |
| 2012 | Nov. 3 | 18- 2 | L | 51-62 | H | c93,607 |
| 2015 | Nov. 21 | 22-23....(Cold) | L | 28-48 | A | c59,094 |
| 2016 | Nov. 5 | | W | 45-20 | H | 74,625 |

N1-Tournament Park, Pasadena, California
 N2-Multnomah Stadium, Portland, Oregon
 N3-Tokyo Olympic Memorial Stadium, Tokyo, Japan
 **-Mirage Bowl

*Not including 1 win vacated due to NCAA penalty (original record: 39-20-2)

OREGON STATE (63-11-4)

| | | | | | | |
|------|-----------|----------------|---|-------|--------|---------|
| 1914 | Nov. 26Th | | L | 6-38 | N1.... | 7,000 |
| 1916 | Nov. 30Th | | L | 7-16 | H | 5,000 |
| 1921 | Nov. 26 | | W | 7- 0 | N2.... | 17,500 |
| 1924 | Oct. 18 | | W | 17- 3 | N3.... | 15,000 |
| 1925 | Dec. 5 | | W | 28- 0 | H | 25,000 |
| 1926 | Nov. 11 |(Mud) | W | 17- 7 | N3.... | 26,000 |
| 1927 | Oct. 8 |(5:00) | W | 13-12 | H | 35,000 |
| 1928 | Oct. 6 | | W | 19- 0 | H | 50,000 |
| 1929 | Oct. 5 | | W | 21- 7 | H | 40,000 |
| 1930 | Oct. 4 | | W | 27- 7 | H | 40,000 |
| 1931 | Oct. 3 | | W | 30- 0 | H | 50,000 |
| 1932 | Oct. 8 | | W | 10- 0 | H | 40,000 |
| 1933 | Oct. 21 | | T | 0- 0 | N3.... | 21,000 |
| 1934 | Oct. 20 |(OS-1:42) | T | 6- 6 | H | 40,000 |
| 1935 | Oct. 19 | | L | 7-13 | H | 35,000 |
| 1936 | Sept. 26 | | W | 38- 7 | H | 45,000 |
| 1937 | Nov. 13 | | T | 12-12 | H | 35,000 |
| 1938 | Oct. 1 | | W | 7- 0 | H | 35,000 |
| 1939 | Nov. 4 | .7-11..... | W | 19- 7 | N3.... | c33,000 |
| 1940 | Oct. 5 | | T | 0- 0 | H | 50,000 |
| 1941 | Sept. 27 |(0:13) | W | 13- 7 | H | 50,000 |
| 1945 | Nov. 24 | | W | 34- 7 | H | 30,000 |
| 1946 | Oct. 12 | | L | 0- 6 | N3.... | 29,594 |
| 1947 | Oct. 18 | 11- | W | 48- 6 | H | 61,301 |
| 1948 | Sept. 24 |(N) | W | 21- 6 | H | 50,237 |
| 1951 | Oct. 13 | 14-18..... | W | 16-14 | H | 36,400 |
| 1952 | Oct. 18 | .7- | W | 28- 6 | N3.... | 17,438 |
| 1953 | Oct. 17 | 13- | W | 37- 0 | H | 34,163 |
| 1954 | Oct. 30 | 13- | W | 34- 0 | H | 30,065 |
| 1956 | Sept. 28 | .6-(N) | W | 21-13 | H | 53,714 |
| 1957 | Sept. 21 | 19-13.....(N) | L | 0-20 | N3.... | 36,855 |
| 1958 | Sept. 19 | -12.....(N) | W | 21- 0 | H | 40,286 |
| 1959 | Sept. 19 |(N)(R) | W | 27- 6 | N3.... | 23,895 |
| 1960 | Sept. 16 | .6- ...N(U) | L | 0-14 | H | 32,928 |
| 1963 | Nov. 15 |(N) | W | 28-22 | H | 30,846 |
| 1965 | Oct. 2 |(N) | W | 26-12 | H | 52,100 |
| 1966 | Oct. 1 | .5-(N) | W | 21- 0 | N3.... | 29,217 |
| 1967 | Nov. 11 | .1-(R) | L | 0- 3 | A | c41,494 |
| 1968 | Nov. 16 | .1-13..... | W | 17-13 | H | 59,236 |
| 1969 | Oct. 4 | .5- | W | 31- 7 | A | c38,013 |



USC VS. PAC-12

| | | | | | | |
|------|----------|--------------------|---|-----------|--------|---------|
| 1970 | Oct. 3 | .5-(N) | W | 45-13 | H | 57,769 |
| 1972 | Sept. 16 | .1-(R) | W | 51- 6 | H | 56,305 |
| 1973 | Oct. 6 | .4-(N) | W | 21- 7 | A | 21,732 |
| 1974 | Oct. 26 | .6- | W | 31-10 | H | 52,392 |
| 1975 | Sept. 19 | .4-(N) | W | 24- 7 | H | 50,165 |
| 1976 | Oct. 23 | .7- | W | 56- 0 | H | 53,216 |
| 1977 | Sept. 17 | .2- (N)(11:48) | W | 17-10 | A | 31,143 |
| 1978 | Oct. 21 | .7- | W | 38- 7 | H | 53,734 |
| 1979 | Sept. 15 | .1- | W | 42- 5 | A | 32,000 |
| 1981 | Oct. 3 | .1- | W | 56-22 | A | 33,000 |
| 1982 | Oct. 23 | 12- | W | 38- 0 | H | 50,035 |
| 1983 | Sept. 17 | 14-(N) | W | 33-10 | A | 28,000 |
| 1985 | Oct. 5 | | W | 63- 0 | H | 50,624 |
| 1987 | Oct. 3 |(N) | W | 48-14 | H | 47,979 |
| 1988 | Oct. 29 | .3- | W | 41-20 | A | 31,117 |
| 1989 | Nov. 4 | .9- | W | 48- 6 | H | 65,430 |
| 1990 | Nov. 10 | 23- | W | 56- 7 | A | 18,795 |
| 1993 | Oct. 16 | | W | 34- 9 | H | 44,363 |
| 1994 | Oct. 8 | | W | 27-19 | A | 33,892 |
| 1995 | Nov. 11 | 12-(N) | W | 28-10 | A | 21,851 |
| 1996 | Sept. 14 | 16- | W | 46-17 | H ... | 48,069 |
| 1997 | Nov. 15 | | W | 23- 0 | A | 20,938 |
| 1998 | Sept. 19 | 16-(N) | W | 40-20 | H | 45,629 |
| 1999 | Oct. 2 | | W | 37-29 | H | 43,795 |
| 2000 | Sept. 30 | .8-(U) | L | 21-31 | A | c33,775 |
| 2001 | Nov. 3 | | W | 16-13(OT) | H | 44,880 |
| 2002 | Sept. 28 | 18-23..... | W | 22- 0 | H | 56,417 |
| 2003 | Dec. 6 | .2- | W | 52-28 | H | 73,864 |
| 2004 | Nov. 6 | .1- (N)(Fog)(Cold) | W | 28-20 | A | c36,412 |
| 2006 | Oct. 28 | .3-(U) | L | 31-33 | A | 42,871 |
| 2007 | Nov. 3 | 13-(N) | W | 24- 3 | H | c85,713 |
| 2008 | Sept. 25 | .1-(N)(U) | L | 21-27 | A | 42,839 |
| 2009 | Oct. 24 | .4-(N) | W | 42-36 | H | c89,718 |
| 2010 | Nov. 20 | 20- (N)(Cold) | L | 7-36 | A | 44,969 |
| 2013 | Nov. 1 |(N) | W | 31-14 | A | 45,379 |
| 2014 | Sept. 27 | 18-(N) | W | 35-10 | H | 74,521 |
| 2017 | Oct. 7 | 14-(Hot) | W | 38-10 | H | 60,314 |
| 2018 | Nov. 3 |(N) | W | 38-21 | A | 35,187 |

N1-Tacoma Stadium, Tacoma, Washington
 N2-Tournament Park, Pasadena, California
 N3-Multnomah Stadium, Portland, Oregon

STANFORD (62*-33-3)

| | | | | | | |
|------|-----------|----------------|---|-------|--------|---------|
| 1905 | Nov. 4 | | L | 0-16 | A | |
| 1918 | Nov. 23 |(R) | W | 25- 8 | N1.... | |
| 1919 | Nov. 27Th |(Mud) | W | 13- 0 | H | |
| 1920 | Oct. 16 | | W | 10- 0 | H | 8,000 |
| 1922 | Nov. 11 | | W | 6- 0 | A | 15,000 |
| 1923 | Oct. 27 | | W | 14- 7 | A | 20,000 |
| 1925 | Oct. 17 | | L | 9-13 | H | c70,000 |
| 1926 | Oct. 30 | | L | 12-13 | H | c78,500 |
| 1927 | Oct. 15 |(SU-0:30) | T | 13-13 | A | 52,385 |
| 1928 | Nov. 3 | | W | 10- 0 | H | 80,000 |
| 1929 | Oct. 26 | | W | 7- 0 | A | c89,000 |
| 1930 | Oct. 25 | | W | 41-12 | A | c89,000 |
| 1931 | Nov. 7 | | W | 19- 0 | H | c93,000 |
| 1932 | Oct. 22 | | W | 13- 0 | A | 60,000 |
| 1933 | Nov. 11 | | L | 7-13 | H | 95,000 |
| 1934 | Oct. 27 | | L | 0-16 | A | 48,000 |
| 1935 | Nov. 9 |(1:00) | L | 0- 3 | H | 50,000 |
| 1936 | Oct. 24 | .6- | W | 14- 7 | A | 35,000 |
| 1937 | Nov. 6 | | L | 6- 7 | H | 55,000 |
| 1938 | Oct. 22 | | W | 13- 2 | A | 35,000 |
| 1939 | Nov. 11 | .4- | W | 33- 0 | H | 50,000 |
| 1940 | Oct. 26 | 17- 9..... | L | 7-21 | A | 60,000 |
| 1941 | Nov. 8 | - 9..... | L | 0-13 | H | 86,305 |
| 1942 | Oct. 24 | | L | 6-14 | N2.... | 25,000 |
| 1946 | Oct. 26 | | W | 28-20 | A | 50,000 |
| 1947 | Nov. 8 | .5- | W | 14- 0 | H | 59,749 |
| 1948 | Oct. 23 | | W | 7- 6 | A | 40,000 |
| 1949 | Nov. 5 | 12- | L | 13-34 | H | 70,041 |
| 1950 | Nov. 4 |(SU-2:20) | T | 7- 7 | A | 40,000 |
| 1951 | Nov. 10 | .6- 7...(1:48) | L | 20-27 | H | 96,130 |
| 1952 | Nov. 8 | .6- | W | 54- 7 | A | 55,000 |
| 1953 | Nov. 7 | 17-11...(0:14) | W | 23-20 | H | 79,015 |
| 1954 | Nov. 6 | 10- | W | 21- 7 | A | 28,000 |
| 1955 | Nov. 5 | 16- | L | 20-28 | H | 63,265 |
| 1956 | Oct. 27 | .6- | L | 19-27 | A | 70,000 |
| 1957 | Nov. 9 | | L | 7-35 | H | 51,923 |
| 1958 | Nov. 1 | | W | 29- 6 | A | 52,000 |
| 1959 | Oct. 24 | .5- | W | 30-28 | H | 44,209 |
| 1960 | Oct. 29 | | W | 21-10 | A | 29,000 |
| 1961 | Nov. 11 | | W | 30-15 | H | 36,598 |
| 1962 | Nov. 10 | .2- | W | 39-14 | A | 41,000 |
| 1963 | Nov. 9 | | W | 25-11 | H | 57,035 |
| 1964 | Nov. 7 | | W | 15-10 | A | 55,000 |
| 1965 | Oct. 16 | .6- | W | 14- 0 | H | 61,618 |
| 1966 | Oct. 15 | .5- | W | 21- 7 | A | 61,500 |

| | | | | | | |
|------|----------|-------------------|----|------------|---------|---------|
| 1967 | Oct. 7 | .1-(N) | W | 30- 0 | H | 62,598 |
| 1968 | Oct. 12 | .2-18...(11:51) | W | 27-24 | A | c81,000 |
| 1969 | Oct. 11 | .4-16(0:00)(N) | W | 26-24 | H | 82,812 |
| 1970 | Oct. 10 | .4-12..... | L | 14-24 | A | c86,000 |
| 1971 | Oct. 16 | .15-.....(N)(R) | L | 18-33 | H | 65,375 |
| 1972 | Oct. 7 | .1-15..... | W | 30-21 | A | c84,000 |
| 1973 | Nov. 10 | .8- ...[0:03] | W | 27-26 | H | 63,806 |
| 1974 | Nov. 9 | 11- | W | 34-10 | A | c83,500 |
| 1975 | Nov. 8 | .9- ...[0:00] | L | 10-13 | H | 68,249 |
| 1976 | Nov. 6 | .4- | W | 48-24 | A | 76,500 |
| 1977 | Nov. 5 | 16- | W | 49- 0 | H | 65,101 |
| 1978 | Nov. 4 | .6- | W | 13- 7 | A | c84,084 |
| 1979 | Oct. 13 | .1- (SU-4:30) | T | 21-21 | H | 76,067 |
| 1980 | Nov. 8 | .4- | W | 34- 9 | A | c84,892 |
| 1981 | Oct. 17 | .7- | W | 25-17 | H | 76,291 |
| 1982 | Oct. 16 | 14- | W | 41-21 | A | 75,185 |
| 1983 | Nov. 5 | | W | 30- 7 | H | 50,867 |
| 1984 | Nov. 3 | 18- | W | 20-11 | A | 74,432 |
| 1985 | Oct. 19 | | W | 30- 6 | H | 56,837 |
| 1986 | Oct. 25 | -19..... | W | 10- 0 | A | 73,500 |
| 1987 | Nov. 7 | | W | 39-24 | H | 58,922 |
| 1988 | Sept. 10 | .6- ...[1:19] | W | 24-20 | A | 59,000 |
| 1989 | Oct. 28 | 10- | W | 19- 0 | H | 67,411 |
| 1990 | Oct. 13 | 16- | W | 37-22 | A | 62,000 |
| 1991 | Oct. 19 |[1:11] | L | 21-24 | H | 61,265 |
| 1992 | Nov. 7 | 11-21..... | L | 9-23 | A | 72,571 |
| 1993 | Nov. 6 | | W | 45-20 | H | 59,376 |
| 1994 | Oct. 15 | | W | 27-20 | A | 60,345 |
| 1995 | Nov. 4 | 14- ...[0:39] | W | 31-30 | H | 62,368 |
| 1996 | Nov. 9 |(N) | L | 20-24 | A | 41,980 |
| 1997 | Nov. 8 | | W | 45-21 | H | 58,900 |
| 1998 | Nov. 7 | | W | 34- 9 | A | 43,250 |
| 1999 | Oct. 23 | | L | 31-35 | H | 57,494 |
| 2000 | Oct. 21 |[0:00] | L | 30-32 | A | 50,125 |
| 2001 | Sept. 29 | | L | 16-21 | H | 53,962 |
| 2002 | Nov. 9 | 10- | W | 49-17 | A | 44,950 |
| 2003 | Oct. 11 | .9-(N) | W | 44-21 | H | 68,341 |
| 2004 | Sept. 25 | .1- ...[6:15] | W | 31-28 | A | 55,750 |
| 2005 | Nov. 5 | .1-(N) | W* | 51-21 | H | c90,212 |
| 2006 | Nov. 4 | .9- | W | 42- 0 | A | 49,371 |
| 2007 | Oct. 6 | .2- ..(U)[0:49] | L | 23-24 | H | 85,125 |
| 2008 | Nov. 15 | .6- | W | 45-23 | A | c50,425 |
| 2009 | Nov. 14 | 11-25...(U) | L | 21-55 | H | 90,071 |
| 2010 | Oct. 9 | -16(N)[0:00] | L | 35-37 | A | c51,607 |
| 2011 | Oct. 29 | 20- 4(N)[ST-0:38] | L | 48-56(30T) | H | c93,607 |
| 2012 | Sept. 15 | .2-21 (U)[10:20] | L | 14-21 | A | c50,360 |
| 2013 | Nov. 16 | - 5 (N)[0:19] | W | 20-17 | H | c93,607 |
| 2014 | Sept. 6 | 14-13 [2:30] | W | 13-10 | A | c50,814 |
| 2015 | Sept. 19 | .6-(N) | L | 31-41 | H | 78,306 |
| 2015 | Dec. 5^ | 24- 7..... | L | 22-41 | N3 | 58,476 |
| 2016 | Sept. 17 | -7.....(N) | L | 10-27 | A | 48,763 |
| 2017 | Sept. 9 | .6-14.....(N) | W | 42-24 | H | 77,614 |
| 2017 | Dec. 1^ | 11-14.....(N) | W | 31-26 | N3.... | 48,031 |
| 2018 | Sept. 8 | 17-10.....(N) | L | 3-17 | A | 42,856 |

N1-Tournament Park, Pasadena, California
 N2-Kezar Stadium, San Francisco, California
 N3-Levi's Stadium, Santa Clara, California
 ^-Pac-12 Championship Game

*Not including 1 win vacated due to NCAA penalty [original record: 63-33-3]

UCLA (47*-32-7)

| | | | | | | |
|------|-----------|-----------------|---|-------|--------|----------|
| 1929 | Sept. 28 | | W | 76- 0 | H | 50,000 |
| 1930 | Sept. 27 | | W | 52- 0 | A | 40,000 |
| 1936 | Nov. 26Th | | T | 7- 7 | H | 90,000 |
| 1937 | Dec. 4 | | W | 19-13 | A | 75,000 |
| 1938 | Nov. 24Th | 14- | W | 42- 7 | H | 65,000 |
| 1939 | Dec. 9 | .3- 9..... | T | 0- 0 | A ... | c103,303 |
| 1940 | Nov. 30 | | W | 28-12 | H | 70,000 |
| 1941 | Dec. 6 | | T | 7- 7 | A | 65,000 |
| 1942 | Dec. 12 | -13..... | L | 7-14 | H | 90,000 |
| 1943 | Sept. 25 | | W | 20- 0 | A | 50,000 |
| 1943 | Nov. 27 | | W | 26-13 | H | 35,000 |
| 1944 | Sept. 23 | .(TD-UCLA 0:00) | T | 13-13 | H | 60,000 |
| 1944 | Nov. 25 | .8- | W | 40-13 | A | 77,903 |
| 1945 | Sept. 21 |(N) | W | 13- 6 | A | 81,000 |
| 1945 | Dec. 1 | 16- | W | 26-15 | H | c103,000 |
| 1946 | Nov. 23 | 10- 4.....(R) | L | 6-13 | A | 93,714 |
| 1947 | Nov. 22 | .4-18..... | W | 6- 0 | H | c102,050 |
| 1948 | Nov. 20 | | W | 20-13 | A | 76,577 |
| 1949 | Nov. 19 | | W | 21- 7 | H | 75,026 |
| 1950 | Nov. 25 | | L | 0-39 | A | 51,906 |
| 1951 | Nov. 24 | 11-18..... | L | 7-21 | H | 71,738 |
| 1952 | Nov. 22 | .4- 3..... | W | 14-12 | A | 96,869 |
| 1953 | Nov. 21 | .9- 5..... | L | 0-13 | H | 85,366 |
| 1954 | Nov. 20 | .7- 2..... | L | 0-34 | A | c102,548 |
| 1955 | Nov. 19 | - 5..... | L | 7-17 | H | 95,878 |
| 1956 | Nov. 24 | | W | 10- 7 | A | 63,709 |
| 1957 | Nov. 23 | | L | 9-20 | H | 64,818 |



| | | | | | | |
|------|---------|-----------------|----|------------|--------|----------|
| 1958 | Nov. 22 | ..(SC-TD 6:50) | T | 15-15 | A | 58,507 |
| 1959 | Nov. 21 | .4- (U)(8:06) | L | 3-10 | H | 85,917 |
| 1960 | Nov. 19 | -11.....(U) | W | 17- 6 | A | 66,865 |
| 1961 | Nov. 25 |(R) | L | 7-10 | H | 57,580 |
| 1962 | Nov. 24 | .1- | W | 14- 3 | A | 86,740 |
| 1963 | Nov. 30 | | W | 26- 6 | H | 82,460 |
| 1964 | Nov. 21 | | W | 34-13 | A | 62,108 |
| 1965 | Nov. 20 | .6- 7...(2:39) | L | 16-20 | H | c94,085 |
| 1966 | Nov. 19 | .7- 8...(6:20) | L | 7-14 | A | 81,980 |
| 1967 | Nov. 18 | .4- 1...(10:38) | W | 21-20 | H | c90,772 |
| 1968 | Nov. 23 | .1- | W | 28-16 | A | 75,066 |
| 1969 | Nov. 22 | .5- 6...(1:32) | W | 14-12 | H | c90,814 |
| 1970 | Nov. 21 |(N) | L | 20-45 | A | 78,773 |
| 1971 | Nov. 20 | 15- | T | 7- 7 | H | 68,426 |
| 1972 | Nov. 18 | .1-14.....(N) | W | 24- 7 | A | 82,929 |
| 1973 | Nov. 24 | .9- 8..... | W | 23-13 | H | 88,037 |
| 1974 | Nov. 23 | .8- | W | 34- 9 | A | 82,467 |
| 1975 | Nov. 28 | -14.....(N) | L | 22-25 | H | 80,927 |
| 1976 | Nov. 20 | .3- 2..... | W | 24-14 | A | c90,519 |
| 1977 | Nov. 25 | -17(N)(0:02) | W | 29-27 | H | 86,168 |
| 1978 | Nov. 18 | .5-14..... | W | 17-10 | A | c90,387 |
| 1979 | Nov. 24 | .4- | W | 49-14 | H | c88,214 |
| 1980 | Nov. 22 | 12-18...(2:07) | L | 17-20 | A | 83,491 |
| 1981 | Nov. 21 | 10-15...(2:14) | W | 22-21 | H | c89,432 |
| 1982 | Nov. 20 | 15-11..... | L | 19-20 | A | c95,763 |
| 1983 | Nov. 19 | | L | 17-27 | H | 83,763 |
| 1984 | Nov. 17 | .7- | L | 10-29 | A | 90,096 |
| 1985 | Nov. 23 | - 8...(1:13) | W | 17-13 | H | c90,064 |
| 1986 | Nov. 22 | 10-18..... | L | 25-45 | A | c98,370 |
| 1987 | Nov. 21 | - 5...(7:59) | W | 17-13 | H | c92,516 |
| 1988 | Nov. 19 | .2- 6..... | W | 31-22 | A | c100,741 |
| 1989 | Nov. 18 | .8- (UC-13:43) | T | 10-10 | H | c86,672 |
| 1990 | Nov. 17 | 19- ...[0:16] | W | 45-42 | A | c98,088 |
| 1991 | Nov. 23 | -25..... | L | 21-24 | H | c84,623 |
| 1992 | Nov. 21 | 15- | L | 37-38 | A | 80,568 |
| 1993 | Nov. 20 | 22-16..... | L | 21-27 | H | c93,458 |
| 1994 | Nov. 19 | 13- | L | 19-31 | A | 91,815 |
| 1995 | Nov. 18 | 11- | L | 20-24 | H | c91,363 |
| 1996 | Nov. 23 |(UC-0:39) | L | 41-48(20T) | A ... | 80,644 |
| 1997 | Nov. 22 | - 7 | L | 24-31 | H | c91,350 |
| 1998 | Nov. 21 | - 3 | L | 17-34 | A | c88,080 |
| 1999 | Nov. 20 | | W | 17- 7 | H | 91,384 |
| 2000 | Nov. 18 |(0:09) | W | 38-35 | A | c80,227 |
| 2001 | Nov. 17 | -20..... | W | 27-0 | H | 88,588 |
| 2002 | Nov. 23 | .7-25..... | W | 52-21 | A | c91,084 |
| 2003 | Nov. 22 | .2- | W | 47-22 | H | c93,172 |
| 2004 | Dec. 4 | .1- | W* | 29-24 | A | c88,442 |
| 2005 | Dec. 3 | .1-11..... | W* | 66-19 | H | c92,000 |
| 2006 | Dec. 2 | .2- | L | 9-13 | A | c90,622 |
| 2007 | Dec. 1 | .8- | W | 24- 7 | H | c91,553 |
| 2008 | Dec. 6 | .5- | W | 28- 7 | A | 87,990 |
| 2009 | Nov. 28 | 24- | W | 28- 7 | H | 85,713 |
| 2010 | Dec. 4 |(N) | W | 28-14 | A | 71,105 |
| 2011 | Nov. 25 | 10- | W | 50-0 | H | c93,607 |
| 2012 | Nov. 17 | 21-17.....(R) | L | 28-38 | A | 83,277 |
| 2013 | Nov. 30 | 23-22.....(N) | L | 14-35 | H | 86,037 |
| 2014 | Nov. 22 | 24-11.....(N) | L | 20-38 | A | 82,431 |
| 2015 | Nov. 28 | -22..... | W | 40-21 | H | 83,602 |
| 2016 | Nov. 19 | 15- | W | 36-14 | A | 71,137 |
| 2017 | Nov. 18 | 12- | W | 28-23 | H | 82,407 |
| 2018 | Nov. 17 | | L | 27-34 | A | 57,116 |

(NOTE: Utah was a member of the Rocky Mountain Conference from 1910 through 1937, a charter member of the Mountain States Conference [popularly known as the Big Seven Conference from 1938 through 1946 and as the Skyline Conference thereafter], a 1962 charter member of the Western Athletic Conference and a 1993 charter member of the Mountain West Conference before joining the Pac-12 in 2011.)

WASHINGTON (51*-29-4)

| | | | | | | |
|------|-----------|-------------------|----|-------|--------|---------|
| 1923 | Oct. 20 | | L | 0-22 | A | 21,500 |
| 1927 | Dec. 3 | | W | 33-13 | H | 60,000 |
| 1929 | Oct. 12 | | W | 48- 0 | A | 23,582 |
| 1930 | Nov. 27Th |(Mud) | W | 32- 0 | H | 45,000 |
| 1931 | Dec. 5 | | W | 44- 7 | H | 40,000 |
| 1932 | Nov. 24Th |(Mud) | W | 9- 6 | A | 22,061 |
| 1933 | Dec. 9 | | W | 13- 7 | H | 45,000 |
| 1934 | Dec. 1 | | L | 7-14 | H | 35,000 |
| 1935 | Dec. 7 | | L | 2- 6 | H | 35,000 |
| 1936 | Nov. 14 | 15-10..... | L | 0-12 | A | 23,454 |
| 1937 | Oct. 2 | | L | 0- 7 | H | 70,000 |
| 1938 | Nov. 12 | .9- ...[R](U) | L | 6- 7 | A | 18,939 |
| 1939 | Dec. 2 | .1- ...[1:15] | W | 9- 7 | H | 44,760 |
| 1940 | Nov. 16 | -17..... | L | 0-14 | A | 27,000 |
| 1941 | Nov. 29 |[R](1:00) | L | 13-14 | H | 35,000 |
| 1942 | Oct. 3 | | T | 0- 0 | A | 26,000 |
| 1943 | Jan. 1** | -12.....[U] | W | 29- 0 | N1.... | 68,000 |
| 1944 | Oct. 23 | 15- | W | 38- 7 | H | 62,865 |
| 1945 | Oct. 27 | 20- ...[8:00] | L | 7-13 | A | c40,000 |
| 1946 | Oct. 19 | | W | 28- 0 | H | 42,507 |
| 1947 | Nov. 1 | .5- | W | 19- 0 | A | 32,000 |
| 1948 | Nov. 13 | | W | 32- 7 | H | 44,345 |
| 1949 | Oct. 29 | 15- | W | 40-28 | A | 33,205 |
| 1950 | Nov. 18 | -19.....[R] | L | 13-28 | H | 23,442 |
| 1951 | Oct. 6 | -12...[5:54] | W | 20-13 | A | 43,747 |
| 1952 | Nov. 15 | .5-17.....[R] | W | 33- 0 | H | 35,852 |
| 1953 | Oct. 10 | .7-[R](SC-12:52) | T | 13-13 | A | 31,816 |
| 1954 | Nov. 13 | .8- | W | 41- 0 | H | 36,108 |
| 1955 | Oct. 8 | 10-18(R)[6:07] | L | 0- 7 | A | 35,955 |
| 1956 | Oct. 20 | .9- | W | 35- 7 | H | 44,749 |
| 1957 | Nov. 2 |[6:30] | W | 19-12 | A | 30,172 |
| 1958 | Nov. 8 | | W | 21- 6 | H | 32,987 |
| 1959 | Oct. 17 | .7-18...[6:34] | W | 22-15 | A | 54,497 |
| 1960 | Nov. 5 | - 7.....[R] | L | 0-34 | H | 43,475 |
| 1961 | Nov. 4 | | T | 0- 0 | A | 54,916 |
| 1962 | Nov. 3 | .3- 9..... | W | 14- 0 | H | 46,456 |
| 1963 | Nov. 2 |(Mud) | L | 7-22 | A | c55,738 |
| 1964 | Oct. 31 |[4:49] | L | 13-14 | H | 50,577 |
| 1965 | Oct. 9 | .8- | W | 34- 0 | A | c57,533 |
| 1966 | Oct. 8 | .6- (N)[14:36] | W | 17-14 | H | 55,960 |
| 1967 | Oct. 21 | .1- | W | 23- 6 | A | c58,754 |
| 1968 | Oct. 19 | .1- ...[5:07] | W | 14- 7 | H | 60,990 |
| 1969 | Nov. 15 | .6- | W | 16- 7 | A | 51,403 |
| 1970 | Oct. 17 | 11- | W | 28-25 | H | 56,166 |
| 1971 | Nov. 13 | 15-19...[2:08] | W | 13-12 | A | c59,982 |
| 1972 | Oct. 21 | .1-18..... | W | 34- 7 | H | 59,151 |
| 1973 | Nov. 17 | .9- | W | 42-19 | A | 55,500 |
| 1974 | Nov. 16 | .8- | W | 42-11 | H | 51,157 |
| 1975 | Nov. 15 | 13- (R)[8:23] | L | 7- 8 | A | 53,700 |
| 1976 | Nov. 13 | .3- | W | 20- 3 | H | 49,264 |
| 1977 | Nov. 12 | 14- | L | 10-28 | A | c59,501 |
| 1978 | Nov. 11 | .5-19.....[R] | W | 28-10 | H | 54,071 |
| 1979 | Nov. 10 | .4-15...[11:50] | W | 24-17 | A | c60,527 |
| 1980 | Nov. 15 | .2- | L | 10-20 | H | 55,515 |
| 1981 | Nov. 14 | .3- | L | 3-13 | A | 47,347 |
| 1983 | Nov. 12 | -18..... | L | 0-24 | A | c60,690 |
| 1984 | Nov. 10 | 12- 1..... | W | 16- 7 | H | 71,838 |
| 1985 | Nov. 16 |[0:56] | L | 17-20 | A | c52,601 |
| 1986 | Sept. 27 | 12- 6..... | W | 20-10 | H | 58,023 |
| 1987 | Oct. 17 | | W | 37-23 | A | c71,678 |
| 1988 | Oct. 15 | .3-16..... | W | 28-27 | H | 62,974 |
| 1989 | Oct. 7 | .9- | W | 24-16 | H | 58,410 |
| 1990 | Sept. 22 | .5-21..... | L | 0-31 | A | c72,617 |
| 1991 | Nov. 9 | - 2..... | L | 3-14 | H | 59,320 |
| 1992 | Oct. 3 | 20- 1..... | L | 10-17 | A | c73,275 |
| 1993 | Nov. 13 | -25..... | W | 22-17 | A | c72,202 |
| 1994 | Sept. 3 | 13-23...[7:14] | W | 24-17 | H | 54,538 |
| 1995 | Oct. 28 | 13-17...[SC-0:33] | T | 21-21 | A | c74,421 |
| 1996 | Nov. 2 | -21..... | L | 10-21 | H | 60,039 |
| 1997 | Nov. 1 | - 7 | L | 0-27 | A | 73,401 |
| 1998 | Nov. 31 | | W | 33-10 | H | 62,276 |
| 2001 | Oct. 6 | -11.....[0:00] | L | 24-27 | A | c72,946 |
| 2002 | Oct. 19 | 19-22..... | W | 41-21 | H | 52,961 |
| 2003 | Oct. 25 | .5- | W | 43-23 | A | c72,015 |
| 2004 | Oct. 23 | .1- | W | 38- 0 | H | 72,855 |
| 2005 | Oct. 22 | .1- | W* | 51-24 | A | 64,096 |
| 2006 | Oct. 7 | .3- | W | 26-20 | H | c90,282 |
| 2007 | Sept. 29 | .1- | W | 27-24 | A | 68,654 |
| 2008 | Nov. 1 | .7- | W | 56- 0 | H | 80,216 |
| 2009 | Sept. 19 | .3- ...[U](0:03) | L | 13-16 | A | 61,889 |
| 2010 | Oct. 2 | 18- (N)(U)(0:00) | L | 31-32 | H | 82,796 |
| 2011 | Nov. 12 | 18- | W | 40-17 | H | 64,756 |

All games at the Coliseum, except Away games after 1981, which were played at the Rose Bowl, Pasadena, California

*Not including 2 wins vacated due to NCAA penalty (original record: 49-32-7)

UTAH (11-6-0)

| | | | | | | |
|------|----------|--------------------|---|-------|--------|---------|
| 1915 | Nov. 20 | | L | 13-20 | A | |
| 1916 | Oct. 21 | | L | 12-27 | H | 2,000 |
| 1917 | Nov. 17 | | W | 51- 0 | A | |
| 1919 | Nov. 15 | | W | 28- 7 | H | |
| 1925 | Oct. 10 | | W | 28- 2 | H | 18,000 |
| 1932 | Sept. 24 | | W | 35- 0 | H | 35,000 |
| 1948 | Sept. 17 |(N) | W | 27- 0 | H | 55,211 |
| 1993 | Dec. 30* |(N) | W | 28-21 | N1.... | 37,203 |
| 2001 | Dec. 25+ | | L | 6-10 | N2.... | 22,385 |
| 2011 | Sept. 10 | | W | 23-14 | H | 73,821 |
| 2012 | Oct. 4 | 13- ...[N] | W | 38-28 | A | c46,037 |
| 2013 | Oct. 26 | | W | 19- 3 | H | 64,715 |
| 2014 | Oct. 25 | 20-19(N)[0:08] | L | 21-24 | A | c47,619 |
| 2015 | Oct. 24 | - 3..... | W | 42-24 | H | 73,435 |
| 2016 | Sept. 23 | -24(N)(Cold)[0:16] | L | 27-31 | A | c46,133 |
| 2017 | Oct. 14 | 12- ...[N](4:54) | W | 28-27 | H | 72,382 |
| 2018 | Oct. 20 |(N) | L | 28-41 | A | c46,405 |

N1-Anaheim Stadium, Anaheim, California

N2-Sam Boyd Stadium, Las Vegas, Nevada

*-1993 Freedom Bowl

+2001 Las Vegas Bowl



USC VS. PAC-12, NON-CONFERENCE RECORD

| | | | | | | |
|------|---------|--------------|---|-------|---------|---------|
| 2012 | Oct. 13 | 11-..... | W | 24-14 | A# | 66,202 |
| 2015 | Oct. 8 | 14-...[N](U) | L | 12-17 | H | 63,623 |
| 2016 | Nov. 12 | -4-.....(U) | W | 26-13 | A | c72,364 |

N1-Rose Bowl, Pasadena, California

#Washington home games in 2012 played at Seattle's CenturyLink Field

**-1944 Rose Bowl

*Not including 1 win vacated due to NCAA penalty (original record: 52-29-4)

WASHINGTON STATE (59*-10-4)

| | | | | | | |
|------|-----------|---------------------|----|------------|--------|---------|
| 1921 | Dec. 3 | | W | 28-7 | N1.... | 18,000 |
| 1922 | Nov. 30Th | | W | 41-3 | N2.... | 11,000 |
| 1925 | Nov. 28 |(U)(3:00) | L | 12-17 | H | 12,000 |
| 1926 | Oct. 9 | | W | 16-7 | H | 34,700 |
| 1927 | Nov. 19 | | W | 27-0 | H | 45,000 |
| 1928 | Nov. 17 | | W | 27-13 | H | 33,000 |
| 1929 | Nov. 30 | | W | 27-7 | H | 55,000 |
| 1930 | Oct. 11 |(U) | L | 6-7 | A | 22,000 |
| 1931 | Oct. 10 | | W | 38-6 | H | 30,000 |
| 1932 | Oct. 1 | | W | 20-0 | H | 55,000 |
| 1933 | Oct. 7 | | W | 33-0 | H | 65,000 |
| 1934 | Oct. 6 | | L | 0-19 | H | 50,000 |
| 1935 | Nov. 16 | | W | 20-10 | H | 45,000 |
| 1936 | Oct. 17 | | T | 0-0 | H | 25,000 |
| 1937 | Oct. 30 |(Fog) | T | 0-0 | A | 8,700 |
| 1938 | Oct. 15 | | W | 19-6 | H | 35,000 |
| 1939 | Oct. 7 |(R) | W | 27-0 | H | 38,000 |
| 1940 | Sept. 28 |(WS-8:40) | T | 14-14 | H | 40,000 |
| 1941 | Oct. 18 | | W | 7-6 | H | 40,000 |
| 1942 | Oct. 17 | -10..... | W | 26-12 | H | 33,000 |
| 1946 | Sept. 27 |(N)(0:05) | W | 13-7 | H | 68,282 |
| 1947 | Sept. 27 | | W | 21-0 | H | 48,173 |
| 1949 | Oct. 1 | | W | 35-7 | H | 36,243 |
| 1950 | Oct. 7 |(SC-1:20) | T | 20-20 | A | 16,000 |
| 1951 | Sept. 22 | | W | 31-21 | H | 28,876 |
| 1952 | Sept. 19 | 16-.....(N) | W | 35-7 | H | 58,288 |
| 1953 | Sept. 19 | .8-..... | W | 29-13 | A | 19,000 |
| 1954 | Sept. 17 | 17-.....(N) | W | 39-0 | H | 37,645 |
| 1955 | Sept. 17 | 13-..... | W | 50-12 | H | 35,384 |
| 1956 | Nov. 3 | 20-..... | W | 28-12 | A | 13,000 |
| 1957 | Oct. 26 | | L | 12-13 | H | 24,902 |
| 1958 | Oct. 25 |(1:25) | W | 14-6 | N3.... | 25,000 |
| 1967 | Sept. 15 | .7-.....(N) | W | 49-0 | H | 44,364 |
| 1969 | Nov. 8 | .6-..... | W | 28-7 | H | 47,158 |
| 1970 | Nov. 7 | | W | 70-33 | N3.... | 14,500 |
| 1971 | Nov. 6 | 17-..... | W | 30-20 | H | 57,432 |
| 1972 | Nov. 4 | .1-..... | W | 44-3 | N4.... | 46,000 |
| 1973 | Oct. 13 | .4-..... | W | 46-35 | H | 50,975 |
| 1974 | Oct. 12 | .7-.....(N) | W | 54-7 | N3.... | 32,000 |
| 1975 | Oct. 11 | .3-..... | W | 28-10 | H | 47,468 |
| 1976 | Oct. 9 | 11-.....(N) | W | 23-14 | N5.... | 37,268 |
| 1977 | Sept. 30 | .2-.....(N) | W | 41-7 | H | 61,809 |
| 1979 | Oct. 6 | .1-..... | W | 50-21 | H | 55,117 |
| 1981 | Oct. 31 | .4-14..... | W | 41-17 | H | 60,972 |
| 1983 | Oct. 8 | | W | 38-17 | H | 43,106 |
| 1984 | Oct. 6 | | W | 29-27 | A | 33,000 |
| 1985 | Nov. 2 | | W | 31-13 | H | 46,954 |
| 1986 | Oct. 11 | .9-..... | L | 14-34 | A | 26,000 |
| 1987 | Oct. 31 |(R) | W | 42-7 | H | 24,834 |
| 1989 | Sept. 30 | 11-19...[0:04] | W | 18-17 | A | c38,434 |
| 1990 | Oct. 6 | 15-.....(N) | W | 30-17 | H | 59,357 |
| 1991 | Oct. 12 | | W | 34-27 | A | 23,997 |
| 1992 | Oct. 24 | 15-13..... | W | 31-21 | H | 54,038 |
| 1993 | Sept. 25 |(N) | W | 34-3 | H | 48,471 |
| 1994 | Nov. 5 | 22-16..(Cold) | W | 23-10 | A | 36,686 |
| 1995 | Oct. 14 | .5-..... | W | 26-14 | H | 51,131 |
| 1996 | Oct. 26 | ..(Cold)[2:05](N) | W | 29-24 | A | 33,111 |
| 1997 | Sept. 13 | 23-...[4:18] | L | 21-28 | H | 51,655 |
| 1998 | Oct. 17 |(Cold)(N) | W | 42-14 | A | 31,178 |
| 1999 | Nov. 13 | | W | 31-28 | A | 23,065 |
| 2000 | Nov. 11 | | L | 27-33 | H | 40,565 |
| 2002 | Oct. 5 | 18-17 (WS-1:50) | L | 27-30(10T) | A | c36,861 |
| 2003 | Nov. 1 | .3-6..... | W | 43-16 | H | 82,478 |
| 2004 | Oct. 30 | .1-..(Cold) | W | 42-12 | A | c35,117 |
| 2005 | Oct. 29 | .1-..... | W* | 55-13 | H | c92,021 |
| 2006 | Sept. 30 | .3-..... | W | 28-22 | A | c35,117 |
| 2007 | Sept. 22 | .1-.....(N) | W | 47-14 | H | 86,876 |
| 2008 | Oct. 18 | .6-..... | W | 69-0 | A | 25,118 |
| 2009 | Sept. 26 | 12-.....(N) | W | 27-6 | H | 75,216 |
| 2010 | Sept. 25 | 20-..... | W | 50-16 | A | 24,310 |
| 2013 | Sept. 7 | 25- (N)(U)(3:03) | L | 7-10 | H | 77,823 |
| 2014 | Nov. 1 | ..(R)(Cold)(Fog) | W | 44-17 | A | 25,012 |
| 2017 | Sept. 29 | .5-16..(N)(U)(1:40) | L | 27-30 | A | c33,773 |
| 2018 | Sept. 21 |(N)(8:03) | W | 39-36 | H | 52,421 |

N1-Tournament Park, Pasadena, California

N2-Rose Bowl, Pasadena, California

N3-Spokane Memorial (Joe Albi) Stadium, Spokane, Washington

N4-Husky Stadium, Seattle, Washington

N5-Kingdome, Seattle, Washington

*Not including 1 win vacated due to NCAA penalty (original record: 60-10-4)

Non-Conference Record

NOTRE DAME (36*-48-5)

| | | | | | | |
|------|---------|-----------------------|----|------------|--------|----------|
| 1926 | Dec. 4 |(2:00) | L | 12-13 | H | c74,378 |
| 1927 | Nov. 26 | | L | 6-7 | N1.... | c120,000 |
| 1928 | Dec. 1 | | W | 27-14 | H | c72,632 |
| 1929 | Nov. 16 | | L | 12-13 | N1.... | c112,912 |
| 1930 | Dec. 6 | | L | 0-27 | H | c73,967 |
| 1931 | Nov. 21 |(1:00) | W | 16-14 | A | c50,731 |
| 1932 | Dec. 10 | | W | 13-0 | H | c93,924 |
| 1933 | Nov. 25 | | W | 19-0 | A | 25,037 |
| 1934 | Dec. 8 | | L | 0-14 | H | 45,568 |
| 1935 | Nov. 23 |(Cold) | L | 13-20 | A | 38,305 |
| 1936 | Dec. 5 | -8..... | T | 13-13 | H | 71,201 |
| 1937 | Nov. 27 | -9...[1:45] | L | 6-13 | A | 28,920 |
| 1938 | Dec. 3 | .8-1.....(U) | W | 13-0 | H | c97,146 |
| 1939 | Nov. 25 | .4-7...(Cold) | W | 20-12 | A | c54,799 |
| 1940 | Dec. 7 | | L | 6-10 | H | 85,808 |
| 1941 | Nov. 22 | -4..... | L | 18-20 | A | c54,967 |
| 1942 | Nov. 28 | 14-8..... | L | 0-13 | H | 94,519 |
| 1946 | Nov. 30 | 16-2..... | L | 6-26 | A | c55,298 |
| 1947 | Dec. 6 | .3-1..... | L | 7-38 | H | c104,953 |
| 1948 | Dec. 4 | -2[ND-0:35] | T | 14-14 | H | c100,571 |
| 1949 | Nov. 26 | 17-1...(Cold) | L | 0-32 | A | c57,214 |
| 1950 | Dec. 2 | | W | 9-7 | H | 70,177 |
| 1951 | Dec. 1 | 20- (R)[6:00] | L | 12-19 | H | 55,783 |
| 1952 | Nov. 29 | .2-7(U)(Cold) | L | 0-9 | A | c58,394 |
| 1953 | Nov. 28 | 20-2..... | L | 14-48 | H | 97,952 |
| 1954 | Nov. 27 | 17-4(R)[5:57] | L | 17-23 | A | c56,438 |
| 1955 | Nov. 26 | -5.....(U) | W | 42-20 | H | 94,892 |
| 1956 | Dec. 1 | 17-..... | W | 28-20 | H | 64,538 |
| 1957 | Nov. 30 | -12.....(Sn) | L | 12-40 | A | 54,793 |
| 1958 | Nov. 29 | -18..... | L | 13-20 | H | 66,903 |
| 1959 | Nov. 28 | .7- (U)(Cold) | L | 6-16 | A | 48,682 |
| 1960 | Nov. 26 |(U)(R) | L | 0-17 | H | 28,297 |
| 1961 | Oct. 14 | -8.....(R) | L | 0-30 | A | 50,427 |
| 1962 | Dec. 1 | .1-..... | W | 25-0 | H | 81,676 |
| 1963 | Oct. 12 | .7- (U)[6:28] | L | 14-17 | A | c59,135 |
| 1964 | Nov. 28 | -1(U)[1:33] | W | 20-17 | H | 83,840 |
| 1965 | Oct. 23 | .4-7.....(R) | L | 7-28 | A | c59,235 |
| 1966 | Nov. 26 | 10-1..... | L | 0-51 | H | 88,520 |
| 1967 | Oct. 14 | .1-5..... | W | 24-7 | A | c59,075 |
| 1968 | Nov. 30 | .2-9(SC-10:14) | T | 21-21 | H | 82,659 |
| 1969 | Oct. 18 | .3-11(ND-6:51) | T | 14-14 | A | c59,075 |
| 1970 | Nov. 28 | -4...[R](U) | W | 38-28 | H | 64,694 |
| 1971 | Oct. 23 | -6.....(U) | W | 28-14 | A | c59,075 |
| 1972 | Dec. 2 | .1-10..... | W | 45-23 | H | 75,243 |
| 1973 | Oct. 27 | .6-8.....(R) | L | 14-23 | A | c59,075 |
| 1974 | Nov. 30 | .6-5..... | W | 55-24 | H | 83,552 |
| 1975 | Oct. 25 | .3-14..... | W | 24-17 | A | c59,075 |
| 1976 | Nov. 27 | .3-13..... | W | 17-13 | H | 76,561 |
| 1977 | Oct. 22 | .5-11..... | L | 19-49 | A | c59,075 |
| 1978 | Nov. 25 | .3-8...[0:02] | W | 27-25 | H | 84,256 |
| 1979 | Oct. 20 | .4-9..... | W | 42-23 | A | c59,075 |
| 1980 | Dec. 6 | 17-2..... | W | 20-3 | H | 82,663 |
| 1981 | Oct. 24 | .5-...[4:52] | W | 14-7 | A | c59,075 |
| 1982 | Nov. 27 | 17-...[0:48] | W | 17-13 | H | 76,459 |
| 1983 | Oct. 22 | | L | 6-27 | A | c59,075 |
| 1984 | Nov. 24 | 14-.....(R) | L | 7-19 | H | 66,342 |
| 1985 | Oct. 26 | | L | 3-37 | A | c59,075 |
| 1986 | Nov. 29 | 17-...[0:00] | L | 37-38 | H | 70,614 |
| 1987 | Oct. 24 | -10..... | L | 15-26 | A | c59,075 |
| 1988 | Nov. 26 | .2-1..... | L | 10-27 | H | c93,829 |
| 1989 | Oct. 21 | .9-1...[5:18] | L | 24-28 | A | c59,075 |
| 1990 | Nov. 24 | 18-7.....(N) | L | 6-10 | H | c91,639 |
| 1991 | Oct. 26 | -5..... | L | 20-24 | A | c59,075 |
| 1992 | Nov. 28 | 19-5.....(N) | L | 23-31 | H | c90,063 |
| 1993 | Oct. 23 | -2..... | L | 13-31 | A | c59,075 |
| 1994 | Nov. 26 | 17- (N)(Cold)(SC4:53) | T | 17-17 | H | c90,217 |
| 1995 | Oct. 21 | .5-17.....(R) | L | 10-38 | A | c59,075 |
| 1996 | Nov. 30 | -10 (N)(U)(SC-1:50) | W | 27-20(10T) | H | c90,296 |
| 1997 | Oct. 18 |[1:05] | W | 20-17 | A | c80,225 |
| 1998 | Nov. 28 | -9.....(N) | W | 10-0 | H | 90,096 |
| 1999 | Oct. 16 |(R)[2:40] | L | 24-25 | A | c80,012 |
| 2000 | Nov. 25 | -11..... | L | 21-38 | H | 81,342 |
| 2001 | Oct. 20 | | L | 16-27 | A | c80,795 |
| 2002 | Nov. 30 | .6-7.....(N) | W | 44-13 | H | c91,432 |
| 2003 | Oct. 18 | .5-..... | W | 45-14 | A | c80,795 |
| 2004 | Nov. 27 | .1-.....(N)(R) | W | 41-10 | H | c92,611 |
| 2005 | Oct. 15 | .1-9...[0:03] | W* | 34-31 | A | c80,795 |
| 2006 | Nov. 25 | .3-6.....(N) | W | 44-24 | H | c91,800 |
| 2007 | Oct. 20 | 13-..... | W | 38-0 | A | c80,795 |
| 2008 | Nov. 29 | .5-.....(N) | W | 38-3 | H | c90,689 |
| 2009 | Oct. 17 | .6-25..... | W | 34-27 | A | c80,795 |
| 2010 | Nov. 27 | .(N)(Cold)(R)[2:23] | L | 16-20 | H | 85,417 |
| 2011 | Oct. 22 |(N) | W | 31-17 | A | c80,795 |
| 2012 | Nov. 24 | -1.....(N) | L | 13-22^ | H | c93,607 |
| 2013 | Oct. 19 |(N)(Cold) | L | 10-14^ | A | c80,795 |
| 2014 | Nov. 29 | | W | 49-14 | H | 79,586 |
| 2015 | Oct. 17 | -14(N)(Cold) | L | 31-41 | A | c80,795 |
| 2016 | Nov. 26 | 12-.....(R) | W | 45-27 | H | 72,402 |
| 2017 | Oct. 21 | 11-13.....(N) | L | 14-49 | A | c77,622 |
| 2018 | Nov. 24 | -3.....(N) | L | 17-24 | H | 59,821 |

N1-Soldier Field, Chicago, Illinois

*Not including 1 win vacated due to NCAA penalty (original record: 37-48-5)

*Notre Dame later vacated wins due to NCAA penalty



INDEPENDENTS/INACTIVES/OTHERS (21-4-0)
(not including Notre Dame or Southland teams)

ARMY (2-0-0)

| | | | | | | |
|------|--------|---------------|---|------|--------|--------|
| 1951 | Nov. 3 | .7- ...[Cold] | W | 28-6 | N1... | 16,508 |
| 1952 | Oct. 4 | .7- | W | 22-0 | H | 48,433 |

N1-Yankee Stadium, New York, New York

BYU (2-0-0)

| | | | | | | |
|------|----------|--------------|---|-------|--------|--------|
| 2003 | Sept. 6 | .4- | W | 35-18 | H | 75,315 |
| 2004 | Sept. 18 | .1-[N] | W | 42-10 | A | 63,467 |

CARNEGIE TECH (1-0-0)

| | | | | | | |
|------|---------|-------|---|-------|--------|--------|
| 1929 | Dec. 14 | | W | 45-13 | H | 65,000 |
|------|---------|-------|---|-------|--------|--------|

DENVER (1-0-0)

| | | | | | | |
|------|--------|-------|---|-------|--------|--------|
| 1930 | Nov. 1 | | W | 33-13 | H | 18,000 |
|------|--------|-------|---|-------|--------|--------|

PACIFIC (6-0-0)

| | | | | | | |
|------|----------|------------|---|------|--------|--------|
| 1934 | Sept. 29 | | W | 6-0 | H | 35,000 |
| 1935 | Oct. 5 | | W | 19-7 | H | 35,000 |
| 1937 | Sept. 25 | | W | 40-0 | H | 35,000 |
| 1943 | Oct. 23 | .7- 6..... | W | 6-0 | H | 65,000 |
| 1944 | Sept. 30 | | W | 18-6 | H | 30,000 |
| 1945 | Oct. 20 | 14- | W | 52-0 | H | 10,000 |

ST. MARY'S (5-4-0)

| | | | | | | |
|------|----------|-------------|---|-------|--------|--------|
| 1915 | Oct. 16 | | W | 47-3 | H | |
| 1917 | Oct. 27 |[5:00] | L | 0-7 | H | |
| 1924 | Nov. 8 |[U] | L | 10-14 | H | 35,000 |
| 1925 | Dec. 12 | | W | 12-0 | H | 25,000 |
| 1928 | Oct. 13 | | W | 19-6 | H | 40,000 |
| 1931 | Sept. 26 |[U] | L | 7-13 | H | 70,000 |
| 1933 | Oct. 14 | | W | 14-7 | H | 85,000 |
| 1944 | Oct. 28 | | W | 34-7 | H | 20,000 |
| 1945 | Nov. 3 | - 8..... | L | 0-26 | H | 76,378 |

SAN FRANCISCO (1-0-0)

| | | | | | | |
|------|---------|-----------|---|------|--------|-------|
| 1943 | Oct. 16 | .8- | W | 34-0 | A | 6,000 |
|------|---------|-----------|---|------|--------|-------|

SANTA CLARA (3-0-0)

| | | | | | | |
|------|--------|-------|---|-------|--------|--------|
| 1925 | Nov. 7 | | W | 29-9 | H | 25,000 |
| 1926 | Oct. 2 | | W | 42-0 | H | 27,400 |
| 1927 | Oct. 1 | | W | 52-12 | H | 35,000 |

(NOTE: Carnegie Tech merged with the Mellon Institute of Research in 1967 and is now known as Carnegie Mellon. The Pittsburgh, Penn., school plays Division III football in the Presidents' Athletic Conference (prior to 2014, it played in the University Athletic Association). The University of Denver discontinued football in 1961. The University of Pacific in Stockton, Calif., dropped football in December of 1995. St. Mary's in Moraga, Calif., played football as a Division I-AA and then Division II independent before dropping the sport after the 2004 season. The University of San Francisco dropped football from 1952 through 1958, and then permanently discontinued the sport after 1971. The University of Santa Clara dropped football in 1994. Army was an independent until it joined Conference USA in 1999, then went back to independent status in 2005. BYU, which was a member of the Rocky Mountain (1922-37), Mountain State (1938-58) and Skyline (1959-61) Conferences, was a 1962 charter member of the Western Athletic Conference and was a 1999 charter member of the Mountain West Conference before becoming an independent in 2011.)

AMERICAN ATHLETIC (9-3-0)

HOUSTON (3-0-0)

| | | | | | | |
|------|----------|--------------|---|-------|--------|--------|
| 1993 | Sept. 4 | | W | 49-7 | H | 49,438 |
| 1995 | Sept. 16 | .6-[N] | W | 45-10 | H | 50,279 |
| 1996 | Sept. 21 | 15- | W | 26-9 | A ... | 21,035 |

MEMPHIS (0-1-0)

| | | | | | | |
|------|---------|--------------|---|-------|--------|--------|
| 1991 | Sept. 2 | 16-[U] | L | 10-24 | H | 55,637 |
|------|---------|--------------|---|-------|--------|--------|

NAVY (2-1-0)

| | | | | | | |
|------|----------|-----------|---|-------|--------|--------|
| 1949 | Sept. 24 | | W | 42-20 | H | 62,787 |
| 1950 | Oct. 21 | | L | 14-27 | N1... | 24,300 |
| 1962 | Nov. 17 | .2- | W | 13-6 | H | 51,701 |

N1-Memorial Stadium, Baltimore, Maryland

SMU (2-0-0)

| | | | | | | |
|------|----------|--------------|---|-------|--------|--------|
| 1961 | Sept. 29 |[N] | W | 21-16 | H | 29,148 |
| 1962 | Sept. 29 | .9-[N] | W | 33-3 | A | 14,000 |

TULANE (2-1-0)

| | | | | | | |
|------|----------|-------|---|-------|--------|---------|
| 1931 | Jan. 1* | | W | 21-12 | N1... | c75,562 |
| 1942 | Sept. 26 | | L | 13-27 | H | 45,000 |
| 1946 | Dec. 21 | | W | 20-13 | A | 25,000 |

N1-Rose Bowl, Pasadena, California

*-1932 Rose Bowl

(NOTE: Houston, which was a Southwest Conference member from 1976 to 1995 before becoming a charter member of Conference USA in 1996, joined the American Athletic Conference in its inaugural 2013 season. Memphis, known as Memphis State prior to 1994, was a Division I-A independent in football before becoming a charter member of CUSA in 1996 until joining the AAC in 2013. SMU, which joined the Southwest Conference in 1918 before moving to the Western Athletic Conference in 1996 and then becoming a Conference USA member in 2005, joined the AAC in 2013. Tulane joined the Southern Conference in 1922, but withdrew to become a charter member of the Southeastern Conference, from which it withdrew in 1966, maintaining independent status through 1995, then it joined Conference USA as a charter member in 1996 before moving to the American Athletic Conference in 2014. Navy was a Division I-A independent in football until joining the AAC in 2015.)

ATLANTIC COAST (24-12-0)

BOSTON COLLEGE (4-1-0)

| | | | | | | |
|------|----------|----------------|---|-------|--------|---------|
| 1987 | Sept. 19 | | W | 23-17 | H | 46,205 |
| 1988 | Sept. 1 | .8-[N] | W | 34-7 | A | c32,000 |
| 2009 | Dec. 26* |[N] | W | 24-13 | N1... | c40,121 |
| 2013 | Sept. 14 | | W | 35-7 | H | 62,006 |
| 2014 | Sept. 13 | 9-[N][U] | L | 31-37 | A | 41,632 |

N1-AT&T Park, San Francisco, California

*-2009 Emerald Bowl

CLEMSON (1-0-0)

| | | | | | | |
|------|---------|-----------|---|------|--------|--------|
| 1966 | Oct. 22 | .5- | W | 30-0 | H | 44,614 |
|------|---------|-----------|---|------|--------|--------|

DUKE (3-0-0)

| | | | | | | |
|------|----------|----------------|---|------|--------|---------|
| 1938 | Jan. 2* | .7- 3...[0:40] | W | 7-3 | N1... | c89,452 |
| 1962 | Sept. 22 | - 8.....[U] | W | 14-7 | H | 26,400 |
| 1975 | Sept. 12 | .4-[N] | W | 35-7 | H | 56,727 |

N1-Rose Bowl, Pasadena, California

*-1939 Rose Bowl

FLORIDA STATE (0-2-0)

| | | | | | | |
|------|----------|-----------------|---|-------|--------|--------|
| 1997 | Sept. 6 | 23- 3(N)[10:40] | L | 7-14 | H | 72,783 |
| 1998 | Sept. 26 | 17-10..... | L | 10-30 | A | 79,815 |

GEORGIA TECH (2-2-0)

| | | | | | | |
|------|----------|-------------------|---|-------|--------|--------|
| 1961 | Sept. 22 |[N] | L | 7-27 | H | 36,950 |
| 1969 | Oct. 25 | .7- | W | 29-18 | H | 53,341 |
| 1973 | Sept. 22 | .1- | W | 23-6 | A | 58,228 |
| 2012 | Dec. 31* | ..[U][Cold][Wind] | L | 7-21 | N1... | 47,922 |

N1-Sun Bowl, El Paso, Texas

*-2012 Sun Bowl

MIAMI (1-1-0)

| | | | | | | |
|------|---------|----------------|---|------|--------|--------|
| 1966 | Oct. 28 | .5- (N)[14:56] | L | 7-10 | A | 51,156 |
| 1968 | Oct. 5 | .2-13.....[N] | W | 28-3 | H | 71,189 |

NORTH CAROLINA (0-2-0)

| | | | | | | |
|------|----------|------------|---|------|--------|--------|
| 1958 | Oct. 3 |[N] | L | 7-8 | H | 43,238 |
| 1993 | Aug. 29* | 19-20..[N] | L | 9-31 | N1... | 49,309 |

N1-Anaheim Stadium, Anaheim, California

*-Disneyland Pigskin Classic

PITTSBURGH (6-4-0)

| | | | | | | |
|------|----------|--------------|---|-------|--------|---------|
| 1929 | Jan. 1* | | W | 47-14 | N1... | c72,000 |
| 1932 | Jan. 2+ | | W | 35-0 | N1... | 78,874 |
| 1934 | Oct. 13 | | L | 6-20 | A | 55,000 |
| 1935 | Dec. 14 | | L | 7-12 | H | 35,000 |
| 1954 | Sept. 24 | 15-[N] | W | 27-7 | H | 50,253 |
| 1957 | Oct. 4 |[N] | L | 14-20 | H | 43,489 |
| 1959 | Sept. 25 | 11-[N] | W | 23-0 | H | 34,172 |
| 1961 | Nov. 18 | | L | 9-10 | A | 34,820 |
| 1965 | Nov. 13 | .6- | W | 28-0 | H | 40,339 |
| 1974 | Sept. 28 | 18- 8..... | W | 16-7 | A | 52,934 |

N1-Rose Bowl, Pasadena, California

*-1930 Rose Bowl

+ -1933 Rose Bowl



NON-CONFERENCE RECORD

SYRACUSE (4-0-0)

| | | | | | | |
|------|----------|--------------|---|-------|--------|--------|
| 1924 | Dec. 6 | | W | 16-0 | H | 45,000 |
| 1990 | Aug. 31* | .9-(N) | W | 34-16 | N1.... | 57,293 |
| 2011 | Sept. 17 |(N) | W | 38-17 | H | 65,873 |
| 2012 | Sept. 8+ | 2- | W | 42-29 | N2.... | 39,507 |

N1-Giants Stadium, East Rutherford, New Jersey
 N2-MetLife Stadium, East Rutherford, New Jersey
 *-Kickoff Classic VIII
 +-Inaugural New York's College Classic

VIRGINIA (2-0-0)

| | | | | | | |
|------|----------|--------------|---|-------|--------|---------|
| 2008 | Aug. 30 | .3- | W | 52-7 | A | c64,947 |
| 2010 | Sept. 11 | 16-(N) | W | 17-14 | H | 81,375 |

VIRGINIA TECH (1-0-0)

| | | | | | | |
|------|----------|--------------|---|-------|--------|---------|
| 2004 | Aug. 28* | .1-(N) | W | 24-13 | N1.... | c91,665 |
|------|----------|--------------|---|-------|--------|---------|

N1-FedEx Field, Landover, Maryland
 *-Black Coaches Association Football Classic

[NOTE: Duke, the Southern Conference champion when it played USC in the 1939 Rose Bowl, was a charter member of the Atlantic Coast Conference in 1953. Georgia Tech, a 1921 charter member of the Southern Conference, left to become a charter member of the Southeastern Conference in 1933, withdrew from the SEC in 1964, and joined the ACC in 1978. Florida State withdrew from the Southern Independent Conference to join the ACC in 1991. Miami, originally an independent, became a charter member of the Big East Conference in 1991 before joining the ACC in 2004. Virginia Tech joined the ACC in 2004 from the Big East, where it was a charter member in 1991, and played its first game as an ACC member against USC. Boston College, an independent prior to becoming a charter member of the Big East Conference in 1991, joined the ACC in 2005. Virginia, a 1921 charter member of the Southern Conference and then independent since 1937, joined the ACC in 1953, but not as a charter member. Pittsburgh and Syracuse, independents prior to becoming charter members of the Big East Conference in 1991, joined the ACC in 2013.]

BIG SKY (15-0-0)

CAL POLY (1-0-0)

| | | | | | | |
|------|--------|-------|---|------|--------|--|
| 1909 | Oct. 9 | | W | 51-0 | A | |
|------|--------|-------|---|------|--------|--|

IDAHO (9-0-0)

| | | | | | | |
|------|----------|--------------|---|-------|--------|--------|
| 1922 | Nov. 18 | | W | 14-0 | N1.... | 12,500 |
| 1923 | Nov. 24 | | W | 9-0 | H | 30,000 |
| 1924 | Nov. 22 | | W | 13-0 | H | 45,000 |
| 1925 | Oct. 30 | | W | 51-7 | A | 5,000 |
| 1926 | Nov. 20 | | W | 28-6 | H | 17,400 |
| 1928 | Nov. 24 | | W | 28-7 | H | 10,000 |
| 1929 | Nov. 23 | | W | 72-0 | H | 20,000 |
| 2007 | Sept. 1 | .1-(N) | W | 38-10 | H | 90,917 |
| 2015 | Sept. 12 | .8- (N)(Hot) | W | 59-9 | H | 72,422 |

N1-Rose Bowl, Pasadena, California

MONTANA (5-0-0)

| | | | | | | |
|------|-----------|-------|---|------|--------|--------|
| 1925 | Nov. 14 | | W | 27-7 | H | 25,000 |
| 1926 | Nov. 25Th | | W | 61-0 | H | 18,600 |
| 1931 | Nov. 14 | | W | 69-0 | H | 25,000 |
| 1935 | Sept. 28 | | W | 9-0 | H | 25,000 |
| 1942 | Dec. 5 | | W | 38-0 | H | 25,000 |

[NOTE: Montana, a 1963 charter member of the Division I-AA Big Sky Conference, was a member of the Pacific Coast Conference from 1924 until 1950. Idaho, a 1963 charter member of the Division I-AA Big Sky Conference, was a member of the Pacific Coast Conference from 1922 to 1958, then joined the Division I-A Big West in 1996; when the Big West dropped football, Idaho joined the Sun Belt Conference in 2001 before joining the WAC in 2005 and then became an independent in 2013 when the WAC dropped football before rejoining the Sun Belt in 2014 and then rejoining the FCS Big Sky in 2018. Cal Poly, formerly Cal Poly San Luis Obispo, was a member of the Division I-AA American West Conference until joining the Big Sky in 2012.]

BIG TEN (75-29-3)

ILLINOIS (11-2-0)

| | | | | | | |
|------|----------|----------------|---|-------|--------|---------|
| 1935 | Oct. 12 | | L | 0-19 | H | 60,000 |
| 1936 | Oct. 10 |(R) | W | 24-6 | A | 40,000 |
| 1939 | Oct. 14 | | W | 26-0 | H | 60,000 |
| 1940 | Oct. 12 | | W | 13-7 | A | 30,125 |
| 1961 | Oct. 28 | | W | 14-10 | H | 28,694 |
| 1962 | Oct. 27 | .4- | W | 28-16 | A | 31,375 |
| 1971 | Sept. 25 | 16-(N) | W | 28-0 | H | 49,390 |
| 1972 | Sept. 23 | .1- | W | 55-20 | A | 61,277 |
| 1985 | Sept. 7 | .6-11..... | W | 20-10 | A | c76,369 |
| 1986 | Sept. 13 | | W | 31-16 | H | 51,496 |
| 1989 | Sept. 4 | .5-22(N)(2:19) | L | 13-14 | H | 54,622 |
| 1996 | Sept. 7 | 19- | W | 55-3 | A | 56,504 |
| 2007 | Jan. 1* | .6-13..... | W | 49-17 | N1.... | c93,923 |

N1-Rose Bowl, Pasadena, California
 *2008 Rose Bowl

INDIANA (4-0-0)

| | | | | | | |
|------|----------|--------------|---|-------|--------|----------|
| 1953 | Oct. 2 | .7-(N) | W | 27-14 | H | 49,578 |
| 1967 | Jan. 1* | .1- 4..... | W | 14-3 | N1.... | c102,946 |
| 1981 | Sept. 19 | .2- | W | 21-0 | A | 51,167 |
| 1982 | Sept. 18 | 19- | W | 28-7 | H | 50,724 |

N1-Rose Bowl, Pasadena, California
 *-1968 Rose Bowl

IOWA (7-2-0)

| | | | | | | |
|------|----------|------------------|---|-------|--------|---------|
| 1925 | Nov. 21 | | W | 18-0 | H | 66,000 |
| 1950 | Sept. 29 | 12-(N)(U)(10:00) | L | 14-20 | H | 45,167 |
| 1961 | Oct. 7 | - 1..... | L | 34-35 | H | 30,263 |
| 1962 | Oct. 6 | .6- | W | 7-0 | A | 55,300 |
| 1970 | Sept. 26 | .7- | W | 48-0 | A | 56,131 |
| 1974 | Oct. 5 | .9- | W | 41-3 | H | 52,095 |
| 1975 | Oct. 4 | .3- | W | 27-16 | A | 54,600 |
| 1976 | Oct. 2 | 13-(N) | W | 55-0 | H | 55,518 |
| 2002 | Jan. 2* | .5- 3.....(N) | W | 38-17 | N1.... | c75,971 |

N1- Pro Player Stadium, Miami, Florida
 *-2003 Orange Bowl

MICHIGAN (6-4-0)

| | | | | | | |
|------|----------|-----------------|---|-------|--------|----------|
| 1947 | Jan. 1* | .8- 2..... | L | 0-49 | N1.... | c93,000 |
| 1957 | Sept. 28 | -10..... | L | 6-16 | H | 44,739 |
| 1958 | Sept. 27 | | L | 19-20 | A | 77,005 |
| 1969 | Jan. 1* | .5- 7..... | W | 10-3 | N1.... | c103,878 |
| 1976 | Jan. 1* | .3- 2..... | W | 14-6 | N1.... | c106,182 |
| 1978 | Jan. 1* | .3- 5..... | W | 17-10 | N1.... | c105,629 |
| 1988 | Jan. 1* | .5-11..... | L | 14-22 | N1.... | c101,688 |
| 1989 | Jan. 1* | 12- 3....(1:10) | W | 17-10 | N1.... | c103,450 |
| 2003 | Jan. 1* | .1- 4..... | W | 28-14 | N1.... | c93,849 |
| 2006 | Jan. 1* | .8- 3..... | W | 32-18 | N1.... | c93,852 |

N1-Rose Bowl, Pasadena, California
 *-Rose Bowl of the following calendar year

MICHIGAN STATE (4-4-0)

| | | | | | | |
|------|----------|-----------------|---|-------|--------|----------|
| 1963 | Oct. 4 | .8- (N)(8:03) | W | 13-10 | H | 59,137 |
| 1964 | Oct. 3 | .2- | L | 7-17 | A | 70,102 |
| 1967 | Sept. 30 | .2- | W | 21-17 | A | c75,287 |
| 1972 | Sept. 30 | .1-(N) | W | 51-6 | H | 63,934 |
| 1978 | Sept. 29 | .3-(N) | W | 30-9 | H | 65,319 |
| 1987 | Sept. 7 | 19-17.....(N) | L | 13-27 | A | c77,922 |
| 1987 | Jan. 1* | 16- 8....(4:14) | L | 17-20 | N1.... | c103,847 |
| 1990 | Dec. 31+ | 21-22..... | L | 16-17 | N2.... | 50,562 |

N1-Rose Bowl, Pasadena, California
 N2-Sun Bowl, El Paso, Texas
 *-1988 Rose Bowl
 +-1990 John Hancock Bowl

MINNESOTA (6-1-1)

| | | | | | | |
|------|----------|-----------------|---|-------|--------|---------|
| 1953 | Sept. 26 | .8- | W | 17-7 | H | 66,698 |
| 1955 | Oct. 29 | 10-(Sn) | L | 19-25 | A | c64,592 |
| 1965 | Sept. 17 | .7-(N)(SC-6:24) | T | 20-20 | H | 58,497 |
| 1968 | Sept. 21 | .2-16.....(R) | W | 29-20 | A | c60,820 |
| 1979 | Sept. 22 | .1- | W | 48-14 | H | 61,766 |
| 1980 | Sept. 27 | .5- | W | 24-7 | A | c55,115 |
| 2010 | Sept. 18 | 20- | W | 32-21 | A | 50,442 |
| 2011 | Sept. 3 | 25- | W | 19-17 | H | 68,273 |

NEBRASKA (3-0-1)

| | | | | | | |
|------|----------|-------------------|---|-------|---------|---------|
| 1969 | Sept. 20 | .5- | W | 31-21 | A | c67,058 |
| 1970 | Sept. 19 | .3- 9(N)(SC-6:44) | T | 21-21 | H | 73,768 |
| 2006 | Sept. 16 | .4-19.....(N) | W | 28-10 | H | c92,000 |
| 2007 | Sept. 15 | .1-14.....(N) | W | 49-31 | A | c84,959 |
| 2014 | Dec. 27* | 24-25.....(N) | W | 45-42 | N1 | 55,789 |

N1-Qualcomm Stadium, San Diego, California
 *2014 Holiday Bowl

NORTHWESTERN (5-0-0)

| | | | | | | |
|------|----------|--------------|---|-------|--------|----------|
| 1952 | Sept. 26 | 16-(N) | W | 31-0 | H | 59,756 |
| 1954 | Oct. 2 | .9..... | W | 12-7 | A | 30,725 |
| 1968 | Sept. 28 | .3- | W | 24-7 | A | 47,277 |
| 1969 | Sept. 27 | .5-(N) | W | 48-6 | H | 56,589 |
| 1995 | Jan. 1* | 17- 3..... | W | 41-32 | N1.... | c100,102 |

N1-Rose Bowl, Pasadena, California
 *1996 Rose Bowl



OHIO STATE (13-10-1)

| | | | | | | |
|------|----------|-----------------|---|-------|--------|----------|
| 1937 | Oct. 9 |(9:00) | W | 13-12 | H | 65,000 |
| 1938 | Oct. 8 | | W | 14- 7 | A | 62,778 |
| 1941 | Oct. 4 | | L | 0-33 | H | 65,000 |
| 1942 | Oct. 10 | | L | 12-28 | A | 56,436 |
| 1946 | Oct. 5 | | L | 0-21 | H | 80,047 |
| 1947 | Oct. 11 | 20- | W | 32- 0 | A | 76,559 |
| 1948 | Oct. 2 | | L | 0-20 | A | 75,102 |
| 1949 | Oct. 8 | .8-11..... | T | 13-13 | H | 62,877 |
| 1954 | Jan. 1* | 17- 1.....(R) | L | 7-20 | N1.... | 89,191 |
| 1959 | Oct. 2 | 11-14.....(N) | W | 17- 0 | H | 49,592 |
| 1960 | Oct. 1 | - 9..... | L | 0-20 | A | c83,204 |
| 1963 | Oct. 19 | - 4..... | W | 32- 3 | H | 61,883 |
| 1964 | Oct. 17 | - 2..... | L | 0-17 | A | c84,315 |
| 1968 | Jan. 1* | .2- 1..... | L | 16-27 | N1.... | c102,063 |
| 1972 | Jan. 1* | .1- 3..... | W | 42-17 | N1.... | c106,869 |
| 1973 | Jan. 1* | .7- 4..... | L | 21-42 | N1.... | c105,267 |
| 1974 | Jan. 1* | .5- 3...[2:03] | W | 18-17 | N1.... | c106,721 |
| 1979 | Jan. 1* | .3- 1...[1:32] | W | 17-16 | N1.... | c105,526 |
| 1984 | Jan. 1* | 18- 6..... | W | 20-17 | N1.... | c102,594 |
| 1989 | Sept. 23 | 12-20..... | W | 42- 3 | H | 69,876 |
| 1990 | Sept. 29 | 18-12.....(R) | W | 35-26 | A | c89,422 |
| 2008 | Sept. 13 | .3- 5.....(N) | W | 35- 3 | H | c93,607 |
| 2009 | Sept. 12 | .3- 8.(N)[1:05] | W | 18-15 | A | c106,033 |
| 2017 | Dec. 29+ | .8- 5.....(N) | L | 7-24 | N2.... | c48,329 |

N1-Rose Bowl, Pasadena, California
 N2-AT&T Stadium, Arlington, Texas
 *-Rose Bowl of the following calendar year
 +-Cotton Bowl

PENN STATE (6-4-0)

| | | | | | | |
|------|-----------|----------------|---|-------|--------|---------|
| 1922 | Jan. 1* | | W | 14- 3 | N1.... | 43,000 |
| 1981 | Jan. 1+ | .8- 7..... | L | 10-26 | N2.... | c71,053 |
| 1990 | Sept. 15 | .6- | W | 19-14 | H | 70,594 |
| 1991 | Sept. 14 | - 5...[N](U) | W | 21-10 | H | 64,758 |
| 1993 | Sept. 11 | -15..... | L | 20-21 | A | c95,992 |
| 1994 | Sept. 10 | 24- 8..... | L | 14-38 | A | c96,463 |
| 1996 | Aug. 25= | .7-11..... | L | 7-24 | N3.... | c77,716 |
| 2000 | Aug. 27% | 15-22..... | W | 29- 5 | N3.... | c78,902 |
| 2008 | Jan. 1** | .5- 6..... | W | 38-24 | N1.... | c93,293 |
| 2016 | Jan. 2*** | .9- 5...[0:00] | W | 52-49 | N1.... | c95,128 |

N1-Rose Bowl, Pasadena, California
 N2-Sun Devil Stadium, Tempe, Arizona
 N3-Giants Stadium, East Rutherford, New Jersey
 *-1923 Rose Bowl
 +-1982 Fiesta Bowl
 -=Kickoff Classic XIV
 %=Kickoff Classic XVIII
 **--2009 Rose Bowl
 ***-2017 Rose Bowl

PURDUE (3-1-0)

| | | | | | | |
|------|----------|-----------|---|--------|--------|----------|
| 1966 | Jan. 1* | - 7..... | L | 13-14 | N1.... | c100,807 |
| 1975 | Sept. 27 | .3- | W | 19- 6 | H | 56,170 |
| 1976 | Sept. 25 | 19- | W | 31-13 | A | 65,425 |
| 1998 | Aug. 30 | | W | 27-17+ | H | 56,623 |

N1-Rose Bowl, Pasadena, California
 *-1967 Rose Bowl
 +-Pigskin Classic IX

WISCONSIN (6-1-0)

| | | | | | | |
|------|----------|---------------|---|-------|--------|----------|
| 1952 | Jan. 1* | .5-11..... | W | 7- 0 | N1.... | c101,500 |
| 1955 | Oct. 14 | 16- 6.....(N) | W | 33-21 | H | 75,114 |
| 1956 | Oct. 6 | 10- | W | 13- 6 | A | 52,944 |
| 1962 | Jan. 1+ | .1- 2..... | W | 42-37 | N1.... | c98,698 |
| 1965 | Sept. 25 | | W | 26- 6 | A | 52,706 |
| 1966 | Sept. 24 | .5-(N) | W | 38- 3 | H | 52,325 |
| 2015 | Dec. 30= | -23 (N)[2:27] | L | 21-23 | N2.... | 48,329 |

N1-Rose Bowl, Pasadena, California
 N2-Qualcomm Stadium, San Diego, California
 *-1953 Rose Bowl
 +-1963 Rose Bowl
 -=2015 Holiday Bowl

[NOTE: Penn State was an independent until it joined the Big Ten in 1993. Nebraska was a 1907 charter member of the Missouri Valley Intercollegiate Athletic Association (MVIAA). In 1928, Nebraska became a charter member of the Big Six, which became the Big Seven in 1948, the Big Eight in 1958, and the Big 12 in 1996. Nebraska joined the Big Ten in 2011.]

BIG 12 (19-11***-1)**

BAYLOR (3-2-0)

| | | | | | | |
|------|----------|--------------|---|-------|--------|--------|
| 1959 | Nov. 14 | .4- | W | 17- 8 | H | 43,832 |
| 1960 | Nov. 12 |(R) | L | 14-35 | A | 23,000 |
| 1985 | Sept. 21 | .3-(N) | L | 13-20 | H | 53,246 |
| 1986 | Sept. 20 | - 9...[0:00] | W | 17-14 | A | 35,000 |
| 1994 | Sept. 24 | 19-(N) | W | 37-27 | H | 45,762 |

KANSAS (0-1-0)

| | | | | | | |
|------|----------|--------------|---|-------|--------|--------|
| 1983 | Sept. 24 | 10-(U) | L | 20-26 | H | 49,255 |
|------|----------|--------------|---|-------|--------|--------|

KANSAS STATE (0-2-0)

| | | | | | | |
|------|----------|---------------|---|-------|--------|--------|
| 2001 | Sept. 8 | -12..... | L | 6-10 | H | 69,959 |
| 2002 | Sept. 21 | 11-25.....(N) | L | 20-27 | A ... | 49,276 |

OKLAHOMA (5-2-1)**

| | | | | | | |
|------|----------|----------------|-----|-------|--------|---------|
| 1963 | Sept. 28 | .1- 3..... | L | 12-17 | H | 39,345 |
| 1964 | Sept. 26 | - 2..... | W | 40-14 | A | 61,700 |
| 1971 | Oct. 2 | 17- 8..... | L | 20-33 | A | 61,826 |
| 1973 | Sept. 29 | .1- 8.....(N) | T | 7- 7 | H | 84,016 |
| 1981 | Sept. 26 | .1- 2...[0:02] | W | 28-24 | H | 85,651 |
| 1982 | Sept. 25 | 18- | W | 12- 0 | A | c75,008 |
| 1988 | Sept. 24 | .4- 3..... | W | 23- 7 | H | 86,124 |
| 1992 | Sept. 19 | -13.....(U) | W | 20-10 | A | c70,215 |
| 2004 | Jan. 4* | .1- 2.....(N)] | W** | 55-19 | N1.... | c77,912 |

N1-Pro Player Stadium, Miami, Florida
 *-2005 Orange Bowl, BCS Championship Game
 **Not including 1 win vacated due to NCAA penalty (original record: 6-2-1 Oklahoma, 20-12-1 Big 12)

TEXAS (5-1*-0)**

| | | | | | | |
|------|----------|---------------------|------|------------|--------|----------|
| 1955 | Sept. 30 | .9-(N) | W | 19- 7 | H | 62,033 |
| 1956 | Sept. 22 | 15-(N) | W | 44-20 | A | 47,000 |
| 1966 | Sept. 17 | .9- | W | 10- 6 | A | 42,000 |
| 1967 | Sept. 23 | .4- 5.....(N) | W | 17-13 | H | 67,705 |
| 2005 | Jan. 4* | .1- 2 [0:19](N) | L*** | 38-41 | N1.... | c93,986 |
| 2017 | Sept. 16 | .4- ..(N)[USC-0:00] | W | 27-24(2OT) | H | 84,714 |
| 2018 | Sept. 15 | 17-10(N) | L | 14-37 | A | c103,507 |

N1-Rose Bowl, Pasadena, California
 *-2006 Rose Bowl, BCS Championship Game
 ***Not including 1 loss vacated due to NCAA penalty (original record: 5-2-0 Texas, 20-12-1 Big 12)

TEXAS CHRISTIAN (2-3-0)

| | | | | | | |
|------|----------|---------------|---|-------|--------|--------|
| 1951 | Oct. 27 | .6- | W | 28-26 | H | 50,732 |
| 1954 | Oct. 8 | .9- ...[N](U) | L | 7-20 | H | 52,705 |
| 1960 | Sept. 24 |(N) | L | 6- 7 | H | 31,475 |
| 1977 | Sept. 24 | .2- | W | 51- 0 | H | 54,620 |
| 1998 | Dec. 31* |(U) | L | 19-28 | N1.... | 46,612 |

N1-Sun Bowl, El Paso, Texas
 *1998 Sun Bowl

TEXAS TECH (3-0-0)

| | | | | | | |
|------|---------|--------------|---|-------|--------|---------|
| 1978 | Sept. 9 | .9- | W | 17- 9 | H | 50,321 |
| 1979 | Sept. 8 | .1-(N) | W | 21- 7 | A | c52,991 |
| 1994 | Jan. 2* | 21- | W | 55-14 | N1.... | c70,218 |

N1-Cotton Bowl, Dallas, Texas
 *-1995 Cotton Bowl

WEST VIRGINIA (1-0-0)

| | | | | | | |
|------|--------|-----------|---|-------|--------|--------|
| 1959 | Nov. 7 | .6- | W | 36- 0 | H | 34,066 |
|------|--------|-----------|---|-------|--------|--------|

[NOTE: Kansas was a 1907 charter member of the Missouri Valley Intercollegiate Athletic Association (MVIAA), with Kansas State joining in 1913. In 1928, these 2 schools, along with Oklahoma, which had joined the MVIAA in 1920, became charter members of the Big Six, which became the Big Seven in 1948, the Big Eight in 1958, and the Big 12 in 1996. Baylor and Texas were charter members in 1914, along with Oklahoma, in the Southwest Athletic Conference (later known as the Southwest Conference). Texas Tech, a member of the Southwest Conference beginning in 1960, also joined the Big 12 in 1996. Texas Christian joined the Southwest Conference in 1922 and then became a member of the Western Athletic Conference in 1996 before joining the Mountain West in 2005 and the Big 12 in 2012. West Virginia was an independent prior to becoming a charter member of the Big East Conference in 1991 and then joined the Big 12 in 2012.]

CONFERENCE USA (3-0-1)

LOUISIANA TECH (1-0-0)

| | | | | | | |
|------|---------|----------|---|-------|--------|--------|
| 1999 | Nov. 26 | -25..... | W | 45-19 | H | 45,070 |
|------|---------|----------|---|-------|--------|--------|

RICE (2-0-1)

| | | | | | | |
|------|----------|----------------|---|-------|--------|--------|
| 1947 | Oct. 4 |[SC-2:10] | T | 7- 7 | H | 64,231 |
| 1948 | Oct. 9 | | W | 7- 0 | H | 49,531 |
| 1971 | Sept. 18 | 17-(N) | W | 24- 0 | A | 22,000 |

[NOTE: Conference USA began football play in 1996. Rice was a 1914 charter member of the Southwest Conference, then joined the Western Athletic Conference in 1996 before becoming a CUSA member in 2005. Louisiana Tech, which joined the Western Athletic Conference in 2001 after being an independent, joined CUSA in 2013.]



NON-CONFERENCE RECORD

MID-AMERICAN (1-0-0)

WESTERN MICHIGAN (1-0-0)

2017 Sept. 2 4- ...[Hot] W 49-31 H 61,125

MOUNTAIN WEST (31-1-1)**

COLORADO STATE (1-0-0)

2004 Sept. 11 .1-[N] W 49-0 H 85,521

FRESNO STATE (2-1-0)**

1992 Dec. 29* 23- ...[N](U) L 7-24 N1.... 58,546
 2005 Nov. 19 -1-16 [6:22](N) W** 50-42 H c90,007
 2013 Dec. 21 -21..... W+ 45-20 N2 c86,037
 2014 Aug. 30 15- W 52-13 H 76,037

N1-Anaheim Stadium, Anaheim, California
 N2-Sam Boyd Stadium, Las Vegas, Nevada

*-1992 Freedom Bowl
 +-2013 Las Vegas Bowl

**Not including 1 win vacated due to NCAA penalty (original record: 3-1-0 Fresno State, 33-1-1 Mountain West)

HAWAII (8-0-0)**

1930 Nov. 15 W 52-0 H 17,500
 1935 Jan. 1* W 38-6 A 12,000
 1978 Dec. 2 .3-[N] W 21-5 A c48,767
 1999 Sept. 4 21-[N] W 62-7 A c50,000
 2003 Sept. 13 .4- W 61-32 H 73,654
 2005 Sept. 3 .1- W** 63-17 A c50,000
 2010 Sept. 2 14-[N] W 49-36 A 44,204
 2012 Sept. 1 .1- W 49-10 H 93,607
 2013 Aug. 29 24-[N] W 30-13 A 39,058

*-Game played January 1, 1936; Poi Bowl, Honolulu Stadium
 **Not including 1 win vacated due to NCAA penalty (original record: 9-0-0 Hawaii, 33-1-1 Mountain West)

NEVADA (5-0-0)

1920 Nov. 13 W 38-7 H
 1922 Oct. 21[9:00] W 6-0 H 8,000
 1923 Oct. 13 W 33-0 H 20,000
 1924 Oct. 25 W 21-7 H 20,000
 1929 Nov. 9 W 66-0 H 20,000

SAN DIEGO STATE (2-0-1)

1992 Sept. 5*[SC-5:45] T 31-31 A 52,168
 1998 Sept. 12 22-[N] W 35-6 H 49,927
 1999 Sept. 18 17- W 24-21 H 53,966

*-Ralphs Holiday Classic

SAN JOSE STATE (4-0-0)

1995 Sept. 9 .7- W 45-7 H 50,615
 2000 Sept. 23 .9- W 34-24 H 56,545
 2001 Sept. 1 W 21-10 H 45,568
 2009 Sept. 5 .4- W 56-3 H 84,325

UNLV (2-0-0)

1997 Oct. 4[N] W 35-21 H 48,404
 2018 Sept. 1 15- W 43-21 H 58,708

UTAH STATE (6-0-0)

1928 Sept. 29 W 40-12 H 31,000
 1930 Oct. 18 W 65-0 H 25,000
 1984 Sept. 8 W 42-7 H 45,067
 1989 Sept. 16 13-[N] W 66-10 H 50,249
 2013 Sept. 21[13:35] W 17-14 H 63,482
 2016 Sept. 10 W 45-7 H 62,487

WYOMING (1-0-0)

1965 Nov. 27 .8- W 56-6 H 39,233

(NOTE: Colorado State, San Diego State, UNLV and Wyoming are 1999 charter members of the Mountain West Conference. Wyoming was a 1962 member of the Western Athletic Conference, while Colorado State joined the WAC in 1968. San Diego State had been a 1969 charter member of the Pacific Coast Athletic Association [Big West Conference] until its withdrawal to join the WAC in 1978. UNLV, which joined the PCAA in 1982, joined the WAC in 1996. Rice was a 1914 charter member of the Southwest Conference, SMU joined the conference in 1918. Fresno State had been a 1969 charter member of the PCAA [Big West Conference] until its withdrawal to join the Western Athletic Conference, then it joined the Mountain West in 2012. Nevada was a member of the Big Sky from 1979 to 1992, when it joined the Big West through 1999 before joining the WAC in 2000 and the Mountain West in 2012. Hawaii joined the WAC in 1979 and the Mountain West in 2012. San Jose State had been

a 1969 charter member of the PCAA (renamed the Big West Conference in 1988) until its withdrawal in 1996 to join the WAC before moving to the MWC in 2013. Utah State became a member of the PCAA [Big West] in 1977, but when the Big West dropped football, Utah State became an independent in 2001 before joining the Sun Belt in 2003 and the WAC in 2005 and then moving to the MWC in 2013.)

SOUTHEASTERN (21-12-1)**

ALABAMA (2-6-0)

1938 Sept. 24 L 7-19 H 70,000
 1945 Jan. 1* 11- 2..... L 14-34 N1.... c93,000
 1970 Sept. 12 .3-16.....[N] W 42-21 N2.... c72,175
 1971 Sept. 10 .5-16.....[N] L 10-17 H 67,781
 1977 Oct. 8 .1- 7..... L 20-21 H 63,140
 1978 Sept. 23 .7- 1..... W 24-14 N2.... c77,313
 1985 Dec. 28+ .15..... L 3-24 N3.... 35,183
 2016 Sept. 3 20-1.....[N] L 6-52 N4.... c81,359

N1-Rose Bowl, Pasadena, California
 N2-Legion Stadium, Birmingham, Alabama
 N3-Aloha Stadium, Honolulu, Hawaii
 N4-AT&T Stadium, Arlington, Texas
 *-1946 Rose Bowl
 +-1985 Aloha Bowl

ARKANSAS (3-1-0)**

1972 Sept. 9 .8- 4.....[N] W 31-10 N1.... c54,461
 1973 Sept. 15 .1-[N] W 17-0 H 73,231
 1974 Sept. 14 .5-20.....[N] L 7-22 N1.... c54,622
 2005 Sept. 17 .1-[N] W** 70-17 H 90,411
 2006 Sept. 2 .6-[N] W 50-14 A c76,564

N1-War Memorial Stadium, Little Rock, Arkansas
 **Not including 1 win vacated due to NCAA penalty (original record: 4-1-0 Arkansas, 22-12-1 Southeastern)

AUBURN (2-1-0)

1986 Jan. 1* -10..... L 7-16 N1.... c51,113
 2002 Sept. 2 18- ..[N](1:26) W 24-17 H 63,269
 2003 Aug. 30 .8- 6.....[N] W 23-0 A c86,063

N1-Orlando Stadium, Orlando, Florida
 *-1987 Citrus Bowl

FLORIDA (0-1-1)

1982 Sept. 11 10-11.....[N] L 9-17 A c73,238
 1983 Sept. 10 .9-18[SC-0:00] T 19-19 H 53,948

GEORGIA (3-0-0)

1931 Dec. 12 W 60-0 H 75,000
 1933 Dec. 2 W 31-0 H 45,000
 1960 Oct. 7[N] W 10-3 H 28,120

LSU (1-1-0)

1979 Sept. 29 .1-20[N](0:32) W 17-12 A c78,322
 1984 Sept. 29 15- L 3-23 H 60,128

MISSOURI (2-1-0)

1924 Dec. 25* W 20-7 H 47,000
 1976 Sept. 11 .8-[N] L 25-46 H 49,535
 1977 Sept. 10 .4- W 27-10 A c65,298

*-1924 Christmas Festival

SOUTH CAROLINA (1-1-0)

1980 Sept. 20 .4-20.....[N] W 23-13 H 58,385
 1983 Oct. 1[N] L 14-38 A c74,200

TENNESSEE (4-0-0)

1939 Jan. 1* .3- 2..... W 14-0 N1.... c92,200
 1944 Jan. 1+ .7-12..... W 25-0 N1.... c91,000
 1980 Sept. 13 .5- [N](0:00) W 20-17 A c95,049
 1981 Sept. 12 .5-[N] W 43-7 H 62,147

N1-Rose Bowl, Pasadena, California
 *-1940 Rose Bowl
 +-1945 Rose Bowl

TEXAS A&M (3-0-0)

1964 Oct. 10[N] W 31-7 H 42,295
 1975 Dec. 22* - 2.....[N] W 20-0 N1.... 52,129
 1977 Dec. 31+ 20-17.....[N] W 47-28 N2.... c52,842



NON-CONFERENCE RECORD

N1-Liberty Bowl Memorial Stadium, Memphis, Tennessee
 N2-Astrrodome, Houston, Texas
 *-1975 Liberty Bowl
 +-1977 Bluebonnet Bowl

[NOTE: Alabama, Auburn, Georgia and Tennessee, 1921 charter members of the Southern Conference, and Florida and LSU, 1922 members of the Southern Conference, all withdrew in 1933 to become charter members of the Southeastern Conference. South Carolina, a 1922 member of the Southern Conference, withdrew in 1953 to become a charter member of the Atlantic Coast Conference, from which it withdrew in 1971. It joined the Southeastern Conference in 1992. Arkansas, a charter member of the Southwest Athletic [Southwest] Conference, withdrew from that conference in 1992 to join the Southeastern Conference. Missouri was a 1907 charter member of the Missouri Valley Intercollegiate Athletic Association (MVIAA), then in 1928 became a charter member of the Big Six, which became the Big Seven in 1948, the Big Eight in 1958, and the Big 12 in 1996. Missouri joined the SEC in 2012. Texas A&M was a charter member in 1914 in the Southwest Athletic Conference (later known as the Southwest Conference), then joined the Big 12 in 1996 and the SEC in 2012.]

SOUTHLAND TEAMS (62-15-8)

CAL TECH (11-1-1)

| | | | | | | |
|------|----------|----------|---|-------|--------|--------|
| 1893 | Nov. 18 | | W | 22-12 | A | |
| 1893 | Dec. 22 |(R) | W | 14- 4 | H | 100 |
| 1894 | | | W | 12- 0 | H | |
| 1895 | Dec. 7 | | T | 4- 4 | H | |
| 1896 | Nov. 14 | | L | 0-22 | N1.... | |
| 1903 | Oct. 10 | | W | 5- 0 | H | 500 |
| 1904 | Oct. 22 | | W | 35- 0 | H | 200 |
| 1920 | Oct. 9 | | W | 46- 7 | H | 5,000 |
| 1921 | Oct. 8 | | W | 70- 0 | H | |
| 1923 | Sept. 29 | | W | 18- 7 | H | 10,000 |
| 1924 | Sept. 27 | | W | 78- 6 | H | 12,000 |
| 1925 | Sept. 26 | | W | 32- 0 | H | 25,000 |
| 1927 | Oct. 22 | | W | 51- 0 | H | 25,000 |

N1-Athletic Park, Los Angeles

CHAFFEY COLLEGE (1-1-0)

| | | | | | | |
|------|---------|-------|---|-------|--------|-----|
| 1893 | Dec. 11 | | L | 6-32 | A | |
| 1897 | Nov. 13 | | W | 38- 0 | N1.... | 200 |

N1-Fiesta Park, Los Angeles

LOYOLA (6-3-1)

| | | | | | | |
|------|----------|-------------|---|-------|--------|--------|
| 1889 | | | W | 40- 0 | H | |
| 1892 | Feb. 22 | | L | 2-10 | H | |
| 1897 | | | W | 34- 0 | H | |
| 1902 | Oct. 11 | | L | 5- 6 | N1.... | 400 |
| 1903 | Oct. 31 | | W | 12- 5 | H | |
| 1904 | Nov. 5 | | W | frft. | H | |
| 1905 | Dec. 2 | | T | 0- 0 | H | |
| 1909 | Oct. 23 |(3:00) | L | 6- 8 | H | 1,200 |
| 1932 | Oct. 15 |(5:00) | W | 6- 0 | H | 50,000 |
| 1933 | Sept. 30 | | W | 18- 0 | H | 65,000 |

N1-Fiesta Park, Los Angeles

OCCIDENTAL (16-5-2)

| | | | | | | |
|------|----------|----------|---|-------|--------|--------|
| 1895 | Nov. 18 | | L | 0-10 | N1.... | |
| 1899 | Nov. 8 | | W | 11- 0 | H | |
| 1899 | Nov. 15 | | T | 0- 0 | H | |
| 1900 | Nov. 10 | | W | 5- 0 | A | |
| 1903 | Oct. 24 | | L | 0- 5 | H | 600 |
| 1904 | Oct. 29 | | W | 36- 4 | H | |
| 1905 | Nov. 11 | | L | 0-10 | A | |
| 1906 | Oct. 13 | | W | 22- 0 | H | 4,000 |
| 1908 | Nov. 7 |(U) | W | 14- 0 | H | |
| 1909 | Nov. 6 | | T | 3- 3 | A | c3,500 |
| 1910 | Nov. 5 | | W | 6- 0 | H | 5,000 |
| 1914 | Oct. 31 | | L | 13-20 | H | |
| 1918 | Dec. 21 | | L | 6- 7 | H | |
| 1919 | Nov. 1 | | W | 27- 0 | H | 5,000 |
| 1920 | Oct. 23 | | W | 48- 7 | H | |
| 1921 | Oct. 15 | | W | 42- 0 | A | |
| 1922 | Nov. 4 | | W | 46- 0 | H | 11,000 |
| 1926 | Oct. 16 | | W | 28- 6 | H | 22,000 |
| 1927 | Sept. 24 | | W | 33- 0 | H | 20,000 |
| 1928 | Oct. 27 | | W | 19- 0 | H | 40,000 |
| 1929 | Oct. 19 | | W | 64- 0 | H | 20,000 |
| 1933 | Sept. 23 | | W | 39- 0 | H | 35,000 |
| 1934 | Sept. 22 | | W | 20- 0 | H | 30,000 |

N1-Athletic Park, Los Angeles

POMONA (13-4-4)

| | | | | | | |
|------|-----------|----------------|---|-------|--------|--------|
| 1897 | Nov. 25Th | | W | 6- 0 | A | |
| 1898 | Nov. 24Th | | W | 14-11 | N1.... | |
| 1899 | Nov. 30Th | | L | 0-12 | A | 2,000 |
| 1900 | Nov. 29Th | | L | 0-11 | N2.... | 1,200 |
| 1901 | Dec. 7 |(12:00) | L | 0- 6 | A | |
| 1902 | Nov. 15 | | W | 16- 5 | N1.... | |
| 1905 | Dec. 9 | | W | 6- 4 | N1.... | 600 |
| 1906 | Nov. 17 | | W | 14- 0 | A | |
| 1908 | Nov. 14 |(P-10:00) | T | 6- 6 | A | |
| 1909 | Nov. 13 | | T | 0- 0 | H | |
| 1910 | Nov. 19 |(P-1:00) | T | 9- 9 | A | 4,000 |
| 1914 | Nov. 14 | | L | 6-10 | A | 6,000 |
| 1916 | Nov. 25 | | W | 28- 3 | H | |
| 1918 | Dec. 7 |(R) | T | 0- 0 | A | |
| 1919 | Oct. 25 | | W | 6- 0 | H | 7,000 |
| 1920 | Oct. 30 | | W | 7- 0 | A | |
| 1921 | Oct. 29 | | W | 35- 7 | H | 6,000 |
| 1922 | Oct. 7 | | W | 54-13 | A | |
| 1923 | Oct. 6 | | W | 23- 7 | H | 12,863 |
| 1924 | Oct. 4 | | W | 14- 0 | H | 20,000 |
| 1925 | Oct. 3 | | W | 80- 0 | H | |

N1-Fiesta Park, Los Angeles

N2-Washington Park, Los Angeles

REDLANDS (4-0-0)

| | | | | | | |
|------|---------|-------|---|-------|--------|--|
| 1910 | Oct. 29 | | W | 35- 0 | A | |
| 1914 | Oct. 10 | | W | 41- 0 | H | |
| 1914 | Nov. 7 | | W | 13- 6 | A | |
| 1918 | Dec. 25 | | W | 10- 0 | H | |

WHITTIER (11-1-0)

| | | | | | | |
|------|----------|----------|---|-------|--------|--------|
| 1907 | Nov. 9 | | W | 46- 0 | H | 800 |
| 1908 | Oct. 17 |(R) | W | 15- 0 | H | |
| 1909 | Oct. 16 | | W | 22- 2 | A | |
| 1910 | Nov. 12 | | W | 11- 3 | A | 300 |
| 1914 | Oct. 24 | | W | 17-14 | H | 1,200 |
| 1915 | Dec. 11 | | L | 2-20 | N1.... | |
| 1921 | Nov. 19 | | W | 14- 0 | H | 12,000 |
| 1924 | Nov. 15 | | W | 51- 0 | H | 15,000 |
| 1925 | Sept. 26 | | W | 74- 0 | H | 25,000 |
| 1926 | Sept. 25 | | W | 74- 0 | H | 15,300 |
| 1933 | Sept. 23 | | W | 51- 0 | H | 35,000 |
| 1934 | Sept. 22 | | W | 40-14 | H | 30,000 |

[NOTE: Cal Tech in Pasadena, Calif., dropped football in 1977. Loyola in Los Angeles, now known as Loyola Marymount, and the successor institution to St. Vincent's College, discontinued football in 1952. Occidental in Los Angeles, Pomona in Claremont, Calif., now known as Pomona-Pitzer, Redlands in Redlands, Calif., and Whittier in Whittier, Calif., are now members of the Division III Southern California Intercollegiate Athletic Conference.]

SUN BELT (1-0-0)

ARKANSAS STATE (1-0-0)

| | | | | | | |
|------|---------|-------------|---|-------|--------|--------|
| 2015 | Sept. 5 | .5- (N).... | W | 55- 6 | H | 79,809 |
|------|---------|-------------|---|-------|--------|--------|

[NOTE: Arkansas State joined the Sun Belt for football in 2001 after previously being in the Arkansas Intercollegiate Conference from 1929 to 1950, Southland Conference from 1963 to 1986 and Big West from 1993 to 1995 and 1999 to 2000, with independent status mixed in.]





ALL-TIME USC RECORD

The following is believed to be an accurate record of the outcome of all games of American football played by the USC varsity team. It was compiled by Michael J. Glenn. USC appreciates his invaluable efforts.

The information in this history is set forth in as brief a fashion as possible. To illustrate this, review the entries under 1989. Reading from left to right, the following information is given on the first line under the coach and captain data: (1) Date (Sept. 4); (2) Result (L-USC loss); (3) USC's Associated Press ranking going into the game (5); (4) USC's opponent (Illinois); (5) An indication that the game began after 5:00 p.m., local time (N); (6) An indication that the winning score occurred with 2:19 left in the game (2:19); (7) USC's opponent's Associated Press ranking going into the game (22); (8) Game score, with USC's point total given first (13-14); (9) An indication that the game was played at USC's home field (H); (10) Game attendance (54,622).

Other information may be noted on the line concerning the UCLA game. The "c" before the attendance figure indicates a capacity crowd. "[UCLA-13:43]" indicates that UCLA made the tying score with 13:43 left in the fourth quarter.

The line beneath the UCLA game record presents USC's regular season record, conference record, and conference finish, in that order. Next come the points scored and points given up.

Beneath this is USC's bowl game result, followed on the next line by USC's final overall record, USC's overall points scored and given up, and the season attendance total.

Other symbols: N1, N2, etc., indicate games played at a neutral site; (HC) indicates USC's Homecoming game; (U) indicates that the game result was a significant upset; (R) indicates that a major portion of the game was played in the rain; (Sn) indicates the game was played in snow conditions; and "Th" indicates a game played on Thanksgiving Day.

1888

Coaches: Henry Goddard, Frank Suffel
Captain: Will Whitcomb

| | | | | |
|---------|---|----------------------|------|--------|
| Nov. 14 | W |Alliance AC..... | 16-0 | H |
| Jan. 19 | W |Alliance AC..... | 4-0 | N1.... |
| | | (2-0-0) | 20-0 | |

N1-Vacant Field bordered by Grand, Hope, Eighth, and Ninth Streets, Los Angeles, California

Note: The idea that USC should field a football team came from Professor Elmer Merrill. In a 1951 letter from Henry Goddard, USC's first coach, to then-sports information director Tom Lawless, the origins were described: "Football was [Prof. Elmer Merrill's] idea. When he learned that I had played on my college team, he said one day: 'Let's teach these boys football. You can play with them and coach them from within and I will coach them from the sidelines.' I readily agreed. He spoke to two or three of the boys that he knew and the game was born. The field was a vacant block, I would guess just S. or S.W. of [Bovard Field]."

1889

Coach: None
Captain: None

| | | | | |
|------------|---|----------------------------|------|--------|
| | W |Loyola (St. Vincent's) | 40-0 | H |
| Nov. 28Th* | W |Pasadena..... | 26-0 | N1.... |
| | | (2-0-0) | 66-0 | |

N1-Sportsman's Park, North Los Robles and Colorado, Pasadena, California
*-USC's first Thanksgiving Day game

1890

No Varsity

1891

Coach: None
Captain: Frank Lapham

| | | | | |
|-------------|---|----------------------------|-------|--------|
| Nov. 26Th | L |Olive Club..... | 12-16 | H |
| Jan. 23,'92 | W |SC Academy..... | 34-0 | H |
| Feb. 22,'92 | L |Loyola (9:30 a.m.).... | 2-10 | H |
| | | (1-2-0) | 48-26 | |

1892

No Varsity

1893

Coach: None
Captain: None

| | | | | | |
|---------|---|--------------------------|-------|--------|-----|
| Jan. 14 | W |Chaw-sir Club..... | 14-2 | H | 200 |
| Nov. 18 | W |Cal Tech..... | 22-12 | A | |
| Dec. 11 | L |Chaffey College..... | 6-32 | A | |
| Dec. 22 | W |Cal Tech (R)..... | 14-4 | H | 100 |
| | | (3-1-0) | 56-50 | | |

1894

Coach: None
Captain: John A. Gray

| | | | |
|---|-------------------|------|--------|
| W |Cal Tech..... | 12-0 | H |
| | (1-0-0) | 12-0 | |

1895

Coach: None
Captain: Lee Bradley

| | | | | |
|---------|---|---------------------|------|--------|
| Nov. 18 | L |Occidental..... | 0-10 | N1.... |
| Dec. 7 | T |Cal Tech..... | 4-4 | H |
| | | (0-1-1) | 4-14 | |

N1-Athletic Park, 7th & Alameda, Los Angeles

1896

Coach: None
Captain: Foster Wright

| | | | | | |
|---------|---|--------------------------|------|--------|-------|
| Oct. 24 | L |Whittier Reform..... | 0-30 | H | |
| Oct. 31 | L |Los Angeles AC..... | 0-22 | N1.... | 1,500 |
| Nov. 14 | L |Cal Tech..... | 0-22 | N1.... | |
| | | (0-3-0) | 0-74 | | |

N1-Athletic Park, Los Angeles

1897

Coach: Lewis Freeman
Captain: Harry Martin

| | | | | | |
|-----------|---|--------------------------|--------|--------|-----|
| | W |Loyola..... | 34-0 | H | |
| Nov. 6 | W |Los Angeles HS..... | 10-0 | N1.... | 500 |
| Nov. 13 | W |Chaffey College..... | 38-0 | N1.... | 250 |
| Nov. 25Th | W |Pomona..... | 6-0 | A | |
| Dec. 25 | L |San Diego YMCA..... | 0-18 | A | |
| Jan. 1 | W |Ventura..... | 12-0 | A | |
| | | (5-1-0) | 100-18 | | |

N1-Fiesta Park, Grand & Pico, Los Angeles

1898

Coach: None
Captain: Foster Wright

| | | | | | |
|-----------|---|-----------------------------|-------|--------|--|
| Oct. 15 | T |Los Angeles HS..... | 0-0 | N1.... | |
| Oct. 22 | W |Pasadena AC..... | 17-0 | H | |
| Nov. 19 | L |Los Angeles HS..... | 0-6 | N2.... | |
| Nov. 24Th | W |Pomona..... | 14-11 | N2.... | |
| Nov. 26 | W |7th Regiment*..... | 34-0 | N2.... | |
| Dec. 3 | W |Phoenix Indian School.. | 27-11 | N2.... | |
| Jan. 2 | W |Santa Barbara AC (R)... | 5-0 | A | |
| | | (5-1-1) | 97-28 | | |

N1-Athletic Park, Los Angeles

N2-Fiesta Park, Los Angeles

*-Company F, 1st Battalion, 7th Regiment, California National Guard, Los Angeles, California

1899

Coach: None
Captain: Logan Wheatley

| | | | | | |
|-----------|---|--------------------------|-------|--------|-------|
| Oct. 21 | W |Whittier Reform..... | 11-0 | H | |
| Nov. 4 | L |Santa Ana HS..... | 0-11 | A | |
| Nov. 8 | W |Occidental..... | 11-0 | H | |
| Nov. 15 | T |Occidental..... | 0-0 | H | |
| Nov. 30Th | L |Pomona..... | 0-12 | A | 2,000 |
| Jan. 1 | L |Santa Barbara AC | 0-10 | A | |
| | | (2-3-1) | 22-33 | | |

1900

Coach: None
Captain: Harry Woodard

| | | | | | |
|-----------|---|-------------------------|------|--------|-------|
| Nov. 10 | W |Occidental..... | 5-0 | A | |
| Nov. 24 | T |Los Angeles HS..... | 0-0 | N1.... | |
| Nov. 29Th | L |Pomona..... | 0-11 | N1.... | 1,200 |
| | | (1-1-1) | 5-11 | | |

N1-Washington Park, Washington & Grand, Los Angeles

1901

Coach: Clair Tappaan
Captain: Logan Wheatley

| | | | | | |
|--------|---|-------------------------|-----|--------|--|
| Dec. 7 | L |Pomona (12:00)..... | 0-6 | A | |
| | | (0-1-0) | 0-6 | | |



1902

Coach: None
 Captain: Dan Caley

| | | | | | |
|---------|---|----------------------------|-------------|--------|-----|
| Oct. 11 | L |Loyola..... | 5-6 | N1.... | 400 |
| Oct. 25 | L |Santa Ana..... | 2-5 | A.... | |
| Nov. 7 | W |Santa Ana..... | 6-0 | H.... | |
| Nov. 15 | W |Pomona..... | 16-5 | N1.... | |
| Nov. 22 | L |Sherman Institute..... | <u>0-28</u> | A.... | |
| | | (2-3-0) | 29-44 | | |

N1-Fiesta Park, Los Angeles

1903

Coach: John Walker
 Captain: Dan Caley

| | | | | | |
|---------|---|----------------------------|-------------|-------|-----|
| Oct. 10 | W |Cal Tech..... | 5-0 | H.... | 500 |
| Oct. 17 | W |Los Angeles HS..... | 10-0* | H.... | 500 |
| Oct. 24 | L |Occidental..... | 0-5 | H.... | 600 |
| Oct. 31 | W |Loyola..... | 12-5 | H.... | |
| Nov. 7 | W |Orange AC..... | 31-5 | H.... | |
| Nov. 14 | L |Sherman Institute..... | <u>0-12</u> | H.... | |
| | | (4-2-0) | 58-27 | | |

All USC home games in 1903 played at Prager Park, near Washington & Grand, Los Angeles

*-Los Angeles HS left field of play with several minutes left, in protest over penalty called by umpire Dean Cromwell; USC awarded five points to make final score 10-0

1904

Coach: Harvey Holmes
 Captain: Jay Bickford

| | | | | | |
|---------|---|----------------------------|-------------|--------|-------|
| Oct. 15 | W |Los Angeles HS..... | 42-0 | N1.... | 1,600 |
| Oct. 22 | W |Cal Tech..... | 35-0 | H.... | 200 |
| Oct. 29 | W |Occidental..... | 36-4 | H.... | |
| Nov. 5 | W |Loyola..... | frft.* | H.... | |
| Nov. 5 | W |SC Prep..... | 26-0 | H.... | |
| Nov. 12 | L |Sherman Institute..... | 0-17+ | N2.... | |
| Nov. 19 | W |Whittier Reform..... | <u>60-6</u> | A.... | |
| | | (6-1-0) | 199-27 | | |

N1-Fiesta Park, Los Angeles

N2-Eagle Park, Long Beach, California

*-Opposing coaches could not agree on time of halves, game awarded to USC; game against USC prep students played instead

+ -Game called, midway through second half, darkness

1905

Coach: Harvey Holmes
 Captain: Carl Elliott

| | | | | | |
|---------|---|----------------------------|------------|--------|-----|
| Oct. 4 | W |National Guard#..... | 28-0 | H.... | |
| Oct. 10 | W |Harvard School..... | 12-0% | H.... | 300 |
| Oct. 16 | W |LA Poly HS..... | 27-0 | H.... | |
| Oct. 18 | W |Whittier Reform..... | 75-0+ | H.... | |
| Nov. 1 | W |Alumni..... | 63-0 | H.... | |
| Nov. 4 | L |Stanford..... | 0-16* | A.... | |
| Nov. 11 | L |Occidental..... | 0-10 | A.... | |
| Nov. 25 | L |Sherman Institute..... | 0-15 | N1.... | 800 |
| Dec. 2 | T |Loyola..... | 0-0 | H.... | |
| Dec. 9 | W |Pomona..... | <u>6-4</u> | N1.... | 600 |
| | | (6-3-1) | 211-45 | | |

N1-Fiesta Park, Los Angeles

#-Company F

%-Because of "deficiencies" of Harvard roster, Harvard's coach, USC's coach, and Dean Cromwell played for Harvard

+ -15-minute halves

*-First USC game played outside Southern California

1906

Coach: Harvey Holmes
 Captain: Oliver Best

| | | | | | |
|-----------|---|----------------------------|------------|--------|-------|
| Oct. 6 | T |Los Angeles HS..... | 0-0 | N1.... | |
| Oct. 13 | W |Occidental..... | 22-0 | H.... | 4,000 |
| Nov. 17 | W |Pomona..... | 14-0 | A.... | |
| Nov. 29Th | T |Sherman Institute..... | <u>0-0</u> | N1.... | 4,000 |
| | | (2-0-2) | 36-0 | | |

N1-Fiesta Park, Los Angeles

1907

Coach: Harvey Holmes
 Captain: Charley Haigler

| | | | | | |
|---------|---|--------------------------|-------------|--------|-------|
| Oct. 12 | W |Los Angeles HS..... | 6-0 | N1.... | 2,000 |
| Oct. 16 | W |Whittier Reform..... | 57-0 | H.... | |
| Oct. 26 | W |Santa Ana HS..... | 51-0 | A.... | |
| Nov. 9 | W |Whittier..... | 46-0 | H.... | 800 |
| Nov. 15 | W |USS Colorado..... | 16-4 | H.... | 1,200 |
| Dec. 25 | L |Los Angeles HS..... | <u>6-16</u> | N1.... | 2,200 |
| | | (5-1-0) | 182-20 | | |

N1-Fiesta Park, Los Angeles

1908

Coach: Bill Traeger
 Captain: Stan Burek

| | | | | | |
|---------|---|---------------------------|------------|--------|-------|
| Oct. 10 | L |Los Angeles HS..... | 0-12 | N1.... | 2,500 |
| Oct. 17 | W |Whittier (R)..... | 15-0 | H.... | |
| Oct. 24 | W |Arrowhead AC..... | 28-0 | A.... | |
| Nov. 7 | W |Occidental (U)..... | 14-0* | H.... | |
| Nov. 14 | T |Pomona (P-10:00)..... | <u>6-6</u> | A.... | |
| | | (3-1-1) | 63-18 | | |

N1-Fiesta Park, Los Angeles

*-50th USC victory

1909

Coach: Dean Cromwell
 Captain: Hal Paulin

| | | | | | |
|---------|---|------------------------|------------|-------|--------|
| Oct. 9 | W |Cal Poly SLO..... | 51-0 | A.... | |
| Oct. 16 | W |Whittier..... | 22-2 | A.... | |
| Oct. 23 | L |Loyola (3:00)..... | 6-8 | H.... | 1,200 |
| Oct. 30 | W |Orange AC..... | 51-0 | H.... | |
| Nov. 6 | T |Occidental..... | 3-3 | A.... | c3,500 |
| Nov. 13 | T |Pomona..... | <u>0-0</u> | H.... | |
| | | (3-1-2) | 133-13 | | |

1910

Coach: Dean Cromwell
 Captain: Jack Malcolm

| | | | | | |
|---------|---|----------------------------|------------|-------|-------|
| Oct. 5 | W |Long Beach Poly HS.... | 22-6 | H.... | |
| Oct. 8 | W |Chaffey HS..... | 65-6 | H.... | |
| Oct. 15 | W |Throop Academy (R).... | 9-0 | A.... | |
| Oct. 22 | W |San Diego HS..... | 32-0 | A.... | |
| Oct. 29 | W |Redlands..... | 35-0 | A.... | |
| Nov. 5 | W |Occidental..... | 6-0 | H.... | 5,000 |
| Nov. 12 | W |Whittier..... | 11-3 | A.... | 300 |
| Nov. 19 | T |Pomona (P-1:00)..... | <u>9-9</u> | A.... | 4,000 |
| | | (7-0-1) | 189-24 | | |

1911-1913

Rugby

1914

Coach: Ralph Glaze
 Captain: Tommy Davis

| | | | | | |
|-----------|---|-------------------------|-------------|--------|-------|
| Sept. 26 | W |Los Angeles AC..... | 20-0 | H.... | |
| Oct. 10 | W |Redlands..... | 41-0 | H.... | |
| Oct. 24 | W |Whittier..... | 17-14 | H.... | 1,200 |
| Oct. 31 | L |Occidental..... | 13-20 | H.... | |
| Nov. 7 | W |Redlands..... | 13-6 | A.... | |
| Nov. 14 | L |Pomona..... | 6-10 | A.... | 6,000 |
| Nov. 26Th | L |Oregon State..... | <u>6-38</u> | N1.... | 7,000 |
| | | (4-3-0) | 116-88 | | |

N1-Tacoma Stadium, Tacoma, Washington; first USC game played outside California

1915

Coach: Ralph Glaze
 Captain: Len Livernash

| | | | | | |
|-----------|---|----------------------------|-------------|--------|--------|
| Oct. 2 | W |Los Angeles AC..... | 21-9 | H.... | |
| Oct. 16 | W |St. Mary's..... | 47-3 | H.... | |
| Oct. 23 | W |California..... | 28-10 | A.... | 10,000 |
| Nov. 8 | L |Oregon..... | 0-34* | H.... | 2,300 |
| Nov. 20 | L |Utah..... | 13-20 | A.... | |
| Nov. 25Th | L |California (1:00)..... | 21-23 | N1.... | 8,000 |
| Dec. 11 | L |Whittier..... | <u>2-20</u> | N1.... | |
| | | (3-4-0) | 132-119 | | |

N1-Washington Park, Washington & Hill, Los Angeles

*-Originally scheduled for Nov. 6, but rescheduled due to rain



ALL-TIME USC RECORD

1916

Coach: Dean Cromwell
 Captain: Herb Jones

| | | | | | | |
|-----------|---|-----------------------------|--------|-------|------|--------|
| Oct. 7 | W |Sherman Institute (Mud) | 14-0 | H | | 1,500 |
| Oct. 14 | W |Santa Fe AC..... | 14-0 | A | | |
| Oct. 21 | L |Utah..... | 12-27 | H | | 2,000 |
| Nov. 4 | L |California..... | 0-27 | H | | 10,000 |
| Nov. 11 | W |Los Angeles AC..... | 34-0 | H | | |
| Nov. 25 | W |Pomona..... | 28-3 | H | | |
| Nov. 30Th | L |Oregon State..... | 7-16 | H | | 5,000 |
| Dec. 9 | W |Arizona..... | 20-7 | N1... | | 3,000 |
| | | (5-3-0) | 129-80 | | | |

All USC home games in 1916 played at Fiesta Park, Los Angeles
 N1-Phoenix Indian School, Phoenix, Arizona

1917

Coach: Dean Cromwell
 Captain: Frank Malette

| | | | | | | |
|-----------|---|----------------------------|--------|-------|------|--------|
| Oct. 20 | W |Arizona..... | 31-6 | H | | 2,000 |
| Oct. 27 | L |St. Mary's (5:00)..... | 0-7 | H | | |
| Nov. 3 | W |21st Infantry*..... | 3-0 | A | | 5,000 |
| Nov. 10 | W |Fort MacArthur..... | 42-0 | H | | |
| Nov. 17 | W |Utah..... | 51-0 | A | | |
| Nov. 24 | L |Mare Island..... | 0-34 | N1... | | 3,000 |
| Nov. 29Th | T |California..... | 0-0 | H | | 10,000 |
| | | (4-2-1) | 127-47 | | | |

N1-Washington Park, Los Angeles
 *-U.S. Army, San Diego, California

1918

Coach: Dean Cromwell
 Captains: Harold Galloway, Keith Hunter

| | | | | | | |
|---------|---|--------------------------|-------|-------|------|--------|
| Nov. 23 | W |Stanford (R)..... | 25-8 | N1... | | |
| Nov. 30 | T |Whittier Reform..... | 13-13 | A | | |
| Dec. 7 | T |Pomona (R)..... | 0-0 | A | | |
| Dec. 14 | L |California..... | 7-33 | H | | 10,000 |
| Dec. 21 | L |Occidental..... | 6-7 | H | | |
| Dec. 25 | W |Redlands..... | 10-0 | H | | |
| | | (2-2-2) | 61-61 | | | |

N1-Tournament Park, California & Wilson, Pasadena, California
 Public gatherings banned in Oct. 1918 in Los Angeles because of Spanish influenza

1919

Coach: Elmer Henderson
 Captain: John Fox

| | | | | | | |
|-----------|---|-------------------------|-------|---|------|-------|
| Oct. 25 | W |Pomona..... | 6-0 | H | | 7,000 |
| Nov. 1 | W |Occidental..... | 27-0 | H | | 5,000 |
| Nov. 8 | L |California..... | 13-14 | H | | 9,000 |
| Nov. 15 | W |Utah..... | 28-7 | H | | |
| Nov. 27Th | W |Stanford (Mud)..... | 13-0 | H | | |
| | | (4-1-0) | 87-21 | | | |

1920

Coach: Elmer Henderson
 Captain: Roy Evans

| | | | | | | |
|-----------|---|---------------------|--------|-------|------|--------|
| Oct. 9 | W |Cal Tech..... | 46-7 | H | | 5,000 |
| Oct. 16 | W |Stanford..... | 10-0 | H | | 8,000 |
| Oct. 23 | W |Occidental..... | 48-7 | H | | |
| Oct. 30 | W |Pomona..... | 7-0 | A | | |
| Nov. 13 | W |Nevada..... | 38-7 | H | | |
| Nov. 25Th | W |Oregon..... | 21-0 | N1... | | 20,000 |
| | | (6-0-0) | 170-21 | | | |

N1-Tournament Park, Pasadena, California

1921

Coach: Elmer Henderson
 Captain: Charley Dean

| | | | | | | |
|---------|---|----------------------------|--------|-------|------|---------|
| Oct. 1 | W |USS Arizona (Mud)..... | 62-0 | H | | |
| Oct. 1 | W |USS New York (Mud) | 35-0* | H | | |
| Oct. 8 | W |Cal Tech..... | 70-0+ | H | | |
| Oct. 12 | W |Sub Base..... | 34-0 | H | | |
| Oct. 15 | W |Occidental..... | 42-0 | A | | |
| Oct. 19 | W |Sub Base..... | 28-0 | A | | 10,000 |
| Oct. 29 | W |Pomona..... | 35-7 | H | | 6,000 |
| Nov. 5 | L |California..... | 7-38 | A | | c25,000 |
| Nov. 19 | W |Whittier..... | 14-0 | H | | 12,000 |
| Nov. 26 | W |Oregon State..... | 7-0 | N1... | | 17,500 |
| Dec. 3 | W |Washington State..... | 28-7 | N1... | | 18,000 |
| | | (10-1-0) | 362-52 | | | |

N1-Tournament Park, Pasadena, California
 *-Doubleheader, games played alternately by quarters
 +-Quarters in second half cut to 10 minutes each

1922

Coach: Elmer Henderson
 Captain: Leo Calland

| | | | | | | |
|-----------|---|---------------------------|--------|-------|-------|---------|
| Sept. 30 | W |USS Mississippi..... | 20-0 | H | | |
| Sept. 30 | W |Alumni..... | 20-0% | H |+ | |
| Oct. 7 | W |Pomona..... | 54-13 | A | | |
| Oct. 14 | W |Arizona..... | 15-0 | H | | c12,000 |
| Oct. 21 | W |Nevada (9:00)..... | 6-0# | H | | 8,000 |
| Oct. 28 | L |California..... | 0-12 | N1... | | *35,000 |
| Nov. 4 | W |Occidental..... | 46-0 | H | | 11,000 |
| Nov. 11 | W |Stanford..... | 6-0 | A | | 15,000 |
| Nov. 18 | W |Idaho..... | 14-0 | N1... | | 12,500 |
| Nov. 30Th | W |Washington State..... | 41-3 | N1... | | 11,000 |
| | | (9-1-0, 3-1-0, 4thE) | 222-28 | | | |

ROSE BOWL

| | | | | | | |
|--------|---|---------------------|--------|-------|--|--------|
| Jan. 1 | W |Penn State..... | 14-3 | N1... | | 43,000 |
| | | (10-1-0) | 236-31 | | | |

N1-Tournament of Roses' Stadium (Rose Bowl), Pasadena, California

%-100th USC victory
 +-Doubleheader
 #-First use of card stunts at USC game
 *-First football game played at Rose Bowl, Pasadena, California; also, first USC Pacific Coast Conference game
 @-California, which finished first in the PCC, declined the invitation of the Tournament of Roses

1923

Coach: Elmer Henderson
 Captain: Chet Dolley

| | | | | | | |
|----------|---|----------------------|--------|---|------|---------|
| Sept. 29 | W |Cal Tech..... | 18-7 | H | | 10,000 |
| Oct. 6 | W |Pomona..... | 23-7 | H | | *12,863 |
| Oct. 13 | W |Nevada..... | 33-0 | H | | 20,000 |
| Oct. 20 | L |Washington..... | 0-22 | A | | 21,500 |
| Oct. 27 | W |Stanford..... | 14-7 | A | | 20,000 |
| Nov. 10 | L |California..... | 7-13 | H | | 72,000 |
| Nov. 17 | W |Arizona..... | 69-6 | H | | 12,000 |
| Nov. 24 | W |Idaho..... | 9-0 | H | | 30,000 |
| | | (6-2-0, 2-2-0, 3rdT) | 173-62 | | | 198,363 |

*First varsity football game, Los Angeles Memorial Coliseum (preceded that day by USC freshman team's 30-0 win over Santa Ana High)

1924

Coach: Elmer Henderson
 Captain: John Hawkins

| | | | | | | |
|----------|---|-------------------------|--------|-------|------|---------|
| Sept. 27 | W |Cal Tech..... | 78-6 | H | | 12,000 |
| Oct. 4 | W |Pomona..... | 14-0 | H | | 20,000 |
| Oct. 11 | W |Arizona..... | 29-0 | H | | 18,000 |
| Oct. 18 | W |Oregon State..... | 17-3 | N1... | | 15,000 |
| Oct. 25 | W |Nevada..... | 21-7 | H | | 20,000 |
| Nov. 1 | L |California..... | 0-7 | A | | 60,000 |
| Nov. 8 | L |St. Mary's (U)..... | 10-14* | H | | 35,000 |
| Nov. 15 | W |Whittier..... | 51-0 | H | | 15,000 |
| Nov. 22 | W |Idaho..... | 13-0 | H | | 45,000 |
| Dec. 6 | W |Syracuse (HC)..... | 16-0+ | H | | 45,000 |
| | | (8-2-0, 2-1-0, 4thT) | 249-37 | | | 285,000 |

CHRISTMAS FESTIVAL

| | | | | | | |
|---------|---|-------------------|--------|---|------|---------|
| Dec. 25 | W |Missouri..... | 20-7 | H | | 47,000 |
| | | (9-2-0) | 269-44 | | | 332,000 |

*Originally scheduled: Stanford. This was USC's only modern-day in-season cancellation. At the Nov. 1 Cal game, USC was informed that beginning in 1925 Cal and Stanford would no longer be playing the Trojans. So, USC decided not to wait the year, cancelling its home game the following week against Stanford and instead hosting St. Mary's that day. As it turned out, Stanford was back on the USC's schedule in 1925.

N1-Multnomah Field, Portland, Oregon
 +-First USC homecoming game

1925

Coach: Howard Jones
 Captain: Hobbs Adams

| | | | | | | |
|----------|---|-----------------------------|--------|---|------|---------|
| Sept. 26 | W |Whittier..... | 74-0 | H | | |
| Sept. 26 | W |Cal Tech..... | 32-0 | H | | *25,000 |
| Oct. 3 | W |Pomona..... | 80-0 | H | | |
| Oct. 10 | W |Utah..... | 28-2 | H | | 18,000 |
| Oct. 17 | L |Stanford..... | 9-13 | H | | c70,000 |
| Oct. 24 | W |Arizona..... | 56-0 | H | | 17,000 |
| Oct. 30 | W |Idaho..... | 51-7 | A | | 5,000 |
| Nov. 7 | W |Santa Clara..... | 29-9 | H | | 25,000 |
| Nov. 14 | W |Montana..... | 27-7 | H | | 25,000 |
| Nov. 21 | W |Iowa (HC)..... | 18-0 | H | | 66,000 |
| Nov. 28 | L |Washington St.(U)(3:00) | 12-17 | H | | 12,000 |
| Dec. 5 | W |Oregon State..... | 28-0 | H | | 25,000 |
| Dec. 12 | W |St. Mary's..... | 12-0 | H | | 25,000 |
| | | (11-2-0, 3-2-0, 3rdT) | 456-55 | | | 313,000 |

*-Doubleheader



1926

Coach: Howard Jones
Captain: Jeff Cravath

| | | | | | | |
|-----------|---|---|-----------------|------|------|--------------------|
| Sept. 25 | W |Whittier..... | 74-0 | H | | 15,300 |
| Oct. 2 | W |Santa Clara..... | 42-0 | H | | 27,400 |
| Oct. 9 | W |Washington State..... | 16-7 | H | | 34,700 |
| Oct. 16 | W |Occidental..... | 28-6 | H | | 22,000 |
| Oct. 23 | W |California..... | 27-0 | A | | 72,000 |
| Oct. 30 | L |Stanford..... | 12-13 | H | | c78,500 |
| Nov. 11 | W |Oregon State (Mud).... | 17-7 | N1.. | | 26,000 |
| Nov. 20 | W |Idaho..... | 28-6 | H | | 17,400 |
| Nov. 25Th | W |Montana..... | 61-0 | H | | 18,600 |
| Dec. 4 | L |Notre Dame (HC) [2:00] (8-2-0, 5-1-0, 2nd) | 12-13 317-52 | H | | c74,378 386,278 |

N1-Multnomah Stadium, Portland, Oregon

1927

Coach: Howard Jones
Captain: Morley Drury

| | | | | | | |
|----------|---|-----------------------------|--------|------|----------|---------|
| Sept. 24 | W |Occidental..... | 33-0 | H | | 20,000 |
| Oct. 1 | W |Santa Clara..... | 52-12 | H | | 35,000 |
| Oct. 8 | W |Oregon State (5:00).... | 13-12 | H | | 35,000 |
| Oct. 15 | T |Stanford (SU-0:30).... | 13-13 | A | | 52,385 |
| Oct. 22 | W |Cal Tech..... | 51-0 | H | | 25,000 |
| Oct. 29 | W |California..... | 13-0 | H | | c76,500 |
| Nov. 12 | W |Colorado..... | 46-7 | H | | 25,000 |
| Nov. 19 | W |Washington State..... | 27-0 | H | | 45,000 |
| Nov. 26 | L |Notre Dame..... | 6-7 | N1.. | c120,000 | |
| Dec. 3 | W |Washington (HC)..... | 33-13 | H | | 60,000 |
| | | (8-1-1, 4-0-1, 1stT*) | 287-64 | | | 493,885 |

N1-Soldier Field, Chicago, Illinois (paid attendance-99,573)

*-Stanford selected to play in 1928 Rose Bowl

1928

Coach: Howard Jones
Captain: Jesse Hibbs

| | | | | | | |
|----------|---|---------------------------|--------|---|------|---------|
| Sept. 29 | W |Utah State..... | 40-12 | H | | 31,000 |
| Oct. 6 | W |Oregon State..... | 19-0 | H | | 50,000 |
| Oct. 13 | W |St. Mary's..... | 19-6 | H | | 40,000 |
| Oct. 20 | T |California (Mud)..... | 0-0 | A | | c74,245 |
| Oct. 27 | W |Occidental..... | 19-0 | H | | 40,000 |
| Nov. 3 | W |Stanford..... | 10-0 | H | | 80,000 |
| Nov. 10 | W |Arizona..... | 78-7 | H | | 20,000 |
| Nov. 17 | W |Washington State..... | 27-13 | H | | 33,000 |
| Nov. 24 | W |Idaho..... | 28-7 | H | | 10,000 |
| Dec. 1 | W |Notre Dame (HC)..... | 27-14 | H | | c72,632 |
| | | (9-0-1, 4-0-1, 1st*) | 267-59 | | | 450,877 |

USC won national championship

*-USC was not selected by the Tournament of Roses to play in the 1929 Rose Bowl; instead California represented the West, and lost to Georgia Tech, 8-7, in part because Roy Riegels of Cal ran a recovered fumble back 64 yards, the "wrong way"

1929

Coach: Howard Jones
Captain: Nate Barragar

| | | | | | | |
|----------|---|----------------------------|--------|------|----------|---------|
| Sept. 28 | W |UCLA..... | 76-0 | H | | 50,000 |
| Oct. 5 | W |Oregon State..... | 21-7 | H | | 40,000 |
| Oct. 12 | W |Washington..... | 48-0 | A | | 23,582 |
| Oct. 19 | W |Occidental..... | 64-0 | H | | 20,000 |
| Oct. 26 | W |Stanford..... | 7-0 | A | | c89,000 |
| Nov. 2 | L |California..... | 7-15 | H | | c79,000 |
| Nov. 9 | W |Nevada..... | 66-0 | H | | 20,000 |
| Nov. 16 | L |Notre Dame..... | 12-13 | N1.. | c112,912 | |
| Nov. 23 | W |Idaho..... | 72-0 | H | | 20,000 |
| Nov. 30 | W |Washington State..... | 27-7 | H | | 55,000 |
| Dec. 14 | W |Carnegie Tech (HC).... | 45-13 | H | | 65,000 |
| | | (9-2-0, 6-1-0, 1st) | 445-55 | | | 574,494 |

ROSE BOWL

| | | | | | | |
|--------|---|---------------------|--------|--------|---------|---------|
| Jan. 1 | W |Pittsburgh..... | 47-14 | N2.... | c72,000 | |
| | | (10-2-0) | 492-69 | | | 646,494 |

N1-Soldier Field, Chicago, Illinois (paid attendance-99,351)

N2-Rose Bowl, Pasadena, California

1930

Coach: Howard Jones
Captain: Marshall Duffield

| | | | | | | |
|-----------|---|----------------------------|--------|---|------|---------|
| Sept. 27 | W |UCLA..... | 52-0 | A | | 40,000 |
| Oct. 4 | W |Oregon State..... | 27-7 | H | | 40,000 |
| Oct. 11 | L |Washington State (U).. | 6-7 | A | | 22,000 |
| Oct. 18 | W |Utah State..... | 65-0 | H | | 25,000 |
| Oct. 25 | W |Stanford..... | 41-12 | A | | c89,000 |
| Nov. 1 | W |Denver..... | 33-13 | H | | 18,000 |
| Nov. 8 | W |California..... | 74-0 | H | | c82,000 |
| Nov. 15 | W |Hawaii..... | 52-0 | H | | 17,500 |
| Nov. 27Th | W |Washington (Mud).... | 32-0 | H | | 45,000 |
| Dec. 6 | L |Notre Dame (HC)..... | 0-27* | H | | c73,967 |
| | | (8-2-0, 5-1-0, 2nd) | 382-66 | | | 452,467 |

*Knut Rockne's last game at Notre Dame

1931

Coach: Howard Jones
Captain: Stan Williamson

| | | | | | | |
|----------|---|---------------------------|--------|---|------|----------|
| Sept. 26 | L |St. Mary's (U)..... | 7-13 | H | | 70,000 |
| Oct. 3 | W |Oregon State..... | 30-0 | H | | 50,000 |
| Oct. 10 | W |Washington State..... | 38-6 | H | | 30,000 |
| Oct. 17 | W |Oregon..... | 53-0 | H | | 50,000 |
| Oct. 24 | W |California..... | 6-0 | A | | 53,957 |
| Nov. 7 | W |Stanford..... | 19-0 | H | | c93,000 |
| Nov. 14 | W |Montana..... | 69-0 | H | | 25,000 |
| Nov. 21 | W |Notre Dame (1:00).... | 16-14 | A | | *c50,731 |
| Dec. 5 | W |Washington (HC)..... | 44-7 | H | | 40,000 |
| Dec. 12 | W |Georgia..... | 60-0 | H | | 75,000 |
| | | (9-1-0, 7-0-0, 1st) | 342-40 | | | 537,688 |

ROSE BOWL

| | | | | | | |
|--------|---|-----------------|--------|--------|---------|---------|
| Jan. 1 | W |Tulane..... | 21-12 | N1.... | c75,562 | |
| | | (10-1-0) | 363-52 | | | 613,250 |

USC won national championship

N1-Rose Bowl, Pasadena, California

*-First capacity crowd at Notre Dame Stadium, ended Notre Dame 26-game unbeaten streak

1932

Coach: Howard Jones
Captain: Tay Brown

| | | | | | | |
|-----------|---|---------------------------|--------|---|------|---------|
| Sept. 24 | W |Utah..... | 35-0 | H | | 35,000 |
| Oct. 1 | W |Washington State..... | 20-0 | H | | 55,000 |
| Oct. 8 | W |Oregon State..... | 10-0 | H | | 40,000 |
| Oct. 15 | W |Loyola (5:00)..... | 6-0 | H | | 50,000 |
| Oct. 22 | W |Stanford..... | 13-0 | A | | 60,000 |
| Nov. 5 | W |California..... | 27-7 | H | | 70,000 |
| Nov. 12 | W |Oregon..... | 33-0 | H | | 40,000 |
| Nov. 24Th | W |Washington (Mud).... | 9-6 | A | | 22,061 |
| Dec. 10 | W |Notre Dame (HC)..... | 13-0 | H | | c93,924 |
| | | (9-0-0, 6-0-0, 1st) | 166-13 | | | 465,985 |

ROSE BOWL

| | | | | | | |
|--------|---|---------------------|--------|--------|--------|---------|
| Jan. 2 | W |Pittsburgh..... | 35-0 | N1.... | 78,874 | |
| | | (10-0-0) | 201-13 | | | 544,859 |

USC won national championship

N1-Rose Bowl, Pasadena, California

1933

Coach: Howard Jones
Captain: Ford Palmer

| | | | | | | |
|----------|---|------------------------------|--------|--------|------|---------|
| Sept. 23 | W |Occidental..... | 39-0+ | H | | |
| Sept. 23 | W |Whittier..... | 51-0 | H | | *35,000 |
| Sept. 30 | W |Loyola..... | 18-0% | H | | 65,000 |
| Oct. 7 | W |Washington State..... | 33-0 | H | | 65,000 |
| Oct. 14 | W |St. Mary's..... | 14-7 | H | | 85,000 |
| Oct. 21 | T |Oregon State..... | 0-0@ | N1.... | | 21,000 |
| Oct. 28 | W |California (Fog)(8:30).. | 6-3@ | A | | 65,000 |
| Nov. 11 | L |Stanford..... | 7-13# | H | | 95,000 |
| Nov. 18 | W |Oregon..... | 26-0 | H | | 69,000 |
| Nov. 25 | W |Notre Dame..... | 19-0 | A | | 25,037 |
| Dec. 2 | W |Georgia..... | 31-0 | H | | 45,000 |
| Dec. 9 | W |Washington (HC)..... | 13-7 | H | | 45,000 |
| | | (10-1-1, 4-1-1, 3rd) | 257-30 | | | 615,037 |

N1-Multnomah Field, Portland, Oregon

+-Second half cut to approximately 14 minutes

*-Doubleheader

@-Oregon State's 11 "iron men" played entire game with no substitutes, ending USC's 25-game winning streak

#-Cotton Warburton's 59-yard touchdown run, which won game, was obscured from most fans by fog

%-Ended USC's 27-game unbeaten streak (first game, Stanford's "Vow Boys")

-USC's 200th victory



ALL-TIME USC RECORD

1934

Coach: Howard Jones
 Captain: Julie Bescos

| | | | | | | |
|----------|---|-----------------------------|---------|---|------|---------|
| Sept. 22 | W |Occidental..... | 20-0 | H | | |
| Sept. 22 | W |Whittier..... | 40-14 | H | | *30,000 |
| Sept. 29 | W |College of Pacific..... | 6-0 | H | | 35,000 |
| Oct. 6 | L |Washington State..... | 0-19 | H | | 50,000 |
| Oct. 13 | L |Pittsburgh..... | 6-20 | A | | 55,000 |
| Oct. 20 | T |Oregon State (DS-1:42) | 6-6 | H | | 40,000 |
| Oct. 27 | L |Stanford..... | 0-16 | A | | 48,000 |
| Nov. 10 | L |California..... | 2-7 | H | | 60,000 |
| Nov. 17 | W |Oregon (R)..... | 33-0 | H | | 20,000 |
| Dec. 1 | L |Washington..... | 7-14 | H | | 35,000 |
| Dec. 8 | L |Notre Dame (HC)..... | 0-14 | H | | 45,568 |
| | | (4-6-1, 1-4-1, 7th) | 120-110 | | | 418,568 |

*Doubleheader

1935

Coach: Howard Jones
 Captains: Art Dittberner, Cliff Propst

| | | | | | | |
|----------|---|-----------------------------|---------|---|------|---------|
| Sept. 28 | W |Montana..... | 9-0 | H | | 25,000 |
| Oct. 5 | W |College of Pacific..... | 19-7 | H | | 35,000 |
| Oct. 12 | L |Illinois..... | 0-19 | H | | 60,000 |
| Oct. 19 | L |Oregon State..... | 7-13 | H | | 35,000 |
| Oct. 26 | L |California..... | 7-21 | A | | 48,000 |
| Nov. 9 | L |Stanford (1:00)..... | 0-3 | H | | 50,000 |
| Nov. 16 | W |Washington State..... | 20-10 | H | | 45,000 |
| Nov. 23 | L |Notre Dame (Cold)..... | 13-20 | A | | 38,305 |
| Dec. 7 | L |Washington (HC)..... | 2-6 | H | | 35,000 |
| Dec. 14 | L |Pittsburgh..... | 7-12 | H | | 35,000 |
| Dec. 25 | W |Kamehameha HS Alumni | 33-7 | A | | 10,000 |
| Jan. 1 | W |Hawaii..... | 38-6* | A | | 12,000 |
| | | (5-7-0, 2-4-0, 8th) | 155-124 | | | 428,305 |

*Poi Bowl, Honolulu Stadium

1936

Coach: Howard Jones
 Captain: Gil Kuhn

| | | | | | | |
|-----------|---|---------------------------|--------|---|------|---------|
| Sept. 26 | W |Oregon State..... | 38-7 | H | | 45,000 |
| Oct. 3 | W |Oregon..... | 26-0 | H | | 35,000 |
| Oct. 10 | W |Illinois (R)..... | 24-6 | A | | 40,000 |
| Oct. 17 | T |Washington State..... | 0-0 | H | | 25,000 |
| Oct. 24 | W |Stanford..... | 14-7 | A | | 35,000 |
| Nov. 7 | L |California..... | 7-13 | H | | 65,000 |
| Nov. 14 | L |Washington..... | 10-12 | A | | 23,454 |
| Nov. 26Th | T |UCLA..... | 7-7 | H | | 90,000 |
| Dec. 5 | T |Notre Dame (HC)..... | 13-13 | H | | 71,201 |
| | | (4-2-3, 3-2-2, 3rdT) | 129-65 | | | 429,655 |

1937

Coach: Howard Jones
 Captain: Chuck Williams

| | | | | | | |
|----------|---|-----------------------------|--------|---|------|---------|
| Sept. 25 | W |College of Pacific..... | 40-0 | H | | 35,000 |
| Oct. 2 | L |Washington..... | 0-7 | H | | 70,000 |
| Oct. 9 | W |Ohio State (9:00)..... | 13-12 | H | | 65,000 |
| Oct. 16 | W |Oregon..... | 34-14 | H | | 45,000 |
| Oct. 23 | L |California..... | 6-20 | A | | 73,000 |
| Oct. 30 | T |Washington State (Fog) | 0-0 | A | | 8,700 |
| Nov. 6 | L |Stanford..... | 6-7 | H | | 55,000 |
| Nov. 13 | T |Oregon State..... | 12-12 | H | | 35,000 |
| Nov. 27 | L |Notre Dame (1:45)..... | 6-13 | A | | 28,920 |
| Dec. 4 | W |UCLA (HC)..... | 19-13 | A | | 75,000 |
| | | (4-4-2, 2-3-2, 7th) | 136-98 | | | 490,620 |

1938

Coach: Howard Jones
 Captain: Don McNeil

| | | | | | | |
|-----------|---|----------------------------|--------|----|------|---------|
| Sept. 24 | L |Alabama..... | 7-19 | H | | 70,000 |
| Oct. 1 | W |Oregon State..... | 7-0 | H | | 35,000 |
| Oct. 8 | W |Ohio State..... | 14-7 | A | | 62,778 |
| Oct. 15 | W |Washington State..... | 19-6 | H | | 35,000 |
| Oct. 22 | W |Stanford..... | 13-2 | A | | 35,000 |
| Oct. 29 | W |Oregon (Mud)..... | 31-7 | N1 | | 18,000 |
| Nov. 5 | W |California..... | 13-7 | H | | 95,000 |
| Nov. 12 | L |Washington (R)(U)..... | 6-7 | A | | 18,939 |
| Nov. 24Th | W |UCLA..... | 42-7 | H | | 65,000 |
| Dec. 3 | W |Notre Dame (HC) (U).1 | 13-0 | H | | c97,146 |
| | | (8-2-0, 6-1-0, 1stT) | 165-62 | | | 531,863 |

ROSE BOWL

| | | | | | | |
|--------|---|----------------------|--------|----|------|---------|
| Jan. 2 | W |Duke (0:40)..... | 7-3* | N2 | | c89,452 |
| | | (9-2-0) | 172-65 | | | 621,315 |

N1-Multnomah Stadium, Portland, Oregon

N2-Rose Bowl, Pasadena, California

*-Only points scored on Duke all season

1939

Coach: Howard Jones
 Captain: Joe Shell

| | | | | | | |
|----------|---|----------------------------|--------|----|------|----------|
| Sept. 30 | T |Oregon (USC-7:00)..... | 7-7 | H | | 41,000 |
| Oct. 7 | W |Washington State..... | 27-0 | H | | 38,000 |
| Oct. 14 | W |Illinois..... | 26-0 | H | | 60,000 |
| Oct. 28 | W |California..... | 26-0 | A | | 46,000 |
| Nov. 4 | W |Oregon State..... | 19-7 | N1 | | c33,000 |
| Nov. 11 | W |Stanford..... | 33-0 | H | | 50,000 |
| Nov. 25 | W |Notre Dame (Cold)..... | 20-12 | A | | c54,799 |
| Dec. 2 | W |Washington (HC)(1:15) | 9-7 | H | | 44,760 |
| Dec. 9 | T |UCLA..... | 0-0 | A | | c103,303 |
| | | (7-0-2, 5-0-2, 1st) | 167-33 | | | 470,862 |

ROSE BOWL

| | | | | | | | |
|--------|---|--------------------|--------|-------|----|------|---------|
| Jan. 1 | W |Tennessee..... | 2 | 14-0* | N2 | | c92,200 |
| | | (8-0-2) | 181-33 | | | | 563,062 |

USC won national championship

N1-Multnomah Stadium, Portland, Oregon

N2-Rose Bowl, Pasadena, California

*-Only points scored on Tennessee all season, also ended Tennessee's 23-game winning streak

1940

Coach: Howard Jones
 Captain: Ed Dempsey

| | | | | | | | |
|----------|---|-----------------------------|-------|------|------|---------|--------|
| Sept. 28 | T |Washington St.(WS-8:40) | 14-14 | H | | 40,000 | |
| Oct. 5 | T |Oregon State..... | 0-0 | H | | 50,000 | |
| Oct. 12 | W |Illinois..... | 13-7 | A | | 30,125 | |
| Oct. 19 | W |Oregon..... | 13-0 | H | | 35,000 | |
| Oct. 26 | L |Stanford..... | 9 | 7-21 | A | | 60,000 |
| Nov. 9 | L |California..... | 7-20 | H | | 50,000 | |
| Nov. 16 | L |Washington..... | 17 | 0-14 | A | | 27,000 |
| Nov. 30 | W |UCLA..... | 28-12 | H | | 70,000 | |
| Dec. 7 | L |Notre Dame (HC)..... | 6-10 | H | | 85,808 | |
| | | (3-4-2, 2-3-2, 7th) | 88-98 | | | 447,933 | |

1941

Coach: Sam Barry
 Captain: Bob de Lauer

| | | | | | | | |
|----------|---|-----------------------------|--------|-------|------|---------|---------|
| Sept. 27 | W |Oregon State (0:13).... | 13-7 | H | | 50,000 | |
| Oct. 4 | L |Ohio State..... | 0-33 | H | | 65,000 | |
| Oct. 11 | L |Oregon..... | 6-20 | H | | 40,000 | |
| Oct. 18 | W |Washington State..... | 7-6 | H | | 40,000 | |
| Oct. 25 | L |California..... | 0-14 | A | | 65,000 | |
| Nov. 8 | L |Stanford..... | 9 | 0-13 | H | | 86,305 |
| Nov. 22 | L |Notre Dame..... | 4 | 18-20 | A | | c54,967 |
| Nov. 29 | L |Washington (R)(1:00).. | 13-14 | H | | 35,000 | |
| Dec. 6 | T |UCLA (HC)..... | 7-7 | A | | 65,000 | |
| | | (2-6-1, 2-4-1, 8th) | 64-134 | | | 501,272 | |

1942

Coach: Jeff Cravath
 Captain: Don Willer#

| | | | | | | | |
|----------|---|-----------------------------|---------|------|------|---------|--------|
| Sept. 26 | L |Tulane..... | 13-27 | H | | 45,000 | |
| Oct. 3 | T |Washington..... | 0-0 | A | | 26,000 | |
| Oct. 10 | L |Ohio State..... | 12-28 | A | | 56,436 | |
| Oct. 17 | W |Washington State...10 | 26-12 | H | | 33,000 | |
| Oct. 24 | L |Stanford..... | 6-14 | N1 | | 25,000 | |
| Nov. 7 | W |California (U)..... | 21-7 | H | | 37,500 | |
| Nov. 14 | W |Oregon..... | 40-0 | H | | 33,000 | |
| Nov. 28 | L |Notre Dame (HC).... | 8 | 0-13 | H | | 94,519 |
| Dec. 5 | W |Montana..... | 38-0* | H | | 25,000 | |
| Dec. 12 | L |UCLA..... | 13 | 7-14 | H | | 90,000 |
| Dec. 19 | W |St. Mary's Pre-Flight.. | 21-13+ | H | | 6,843 | |
| | | (5-5-1, 4-2-1, 4th) | 184-128 | | | 472,098 | |

N1-Kezar Stadium, San Francisco, California

#Don Willer, who was elected 1942 USC captain at the end of the 1941 season, was retained as the captain even though he enlisted in the Navy and played for St. Mary's Pre-Flight

*-USC's 250th victory; also, second game of doubleheader; in first game, UCLA defeated Idaho, 40-13

+Former Trojans Larry Stevens, Ray George, Roy Engle and Bob de Lauer started for St. Mary's Pre-Flight; 1941 USC head coach Sam Barry served as the Airdevils' athletic director; Don Willer (still officially the USC team captain) was on the St. Mary's Pre-Flight roster but did not play against USC; attendance was smallest for a USC varsity football game at the Coliseum



1943

Coach: Jeff Cravath
Captain: Ralph Heywood

| | | | | | | |
|-----------|---|-----------------------------|--------|-------|------|---------|
| Sept. 25 | W |UCLA..... | 20-0 | A | | 50,000 |
| Oct. 2 | W |California..... | 7-0 | A | | 35,000 |
| Oct. 9 | W | .10.St. Mary's Pre-Flight. | 13-0 | H | | 30,000 |
| Oct. 16 | W | .8.San Francisco..... | 34-0 | A | | 6,000 |
| Oct. 23 | W | .7.College of Pacific.....6 | 6-0 | H | | 65,000 |
| Oct. 30 | W | .5.California.....20 | 13-0 | H | | 45,000 |
| Nov. 6 | L | .4.San Diego Navy..... | 7-10 | A | | 6,000 |
| Nov. 13 | L | .9.March Field*.....15 | 0-35 | H | | 30,000 |
| Nov. 27 | W |UCLA (HC)..... | 26-13 | H | | 35,000 |
| | | (7-2-0, 5-0-0, 1st) | 126-58 | | | 302,000 |
| ROSE BOWL | | | | | | |
| Jan. 1 | W |Washington (U).....12 | 29-0 | N1... | | 68,000 |
| | | (8-2-0) | 155-58 | | | 370,000 |

N1-Rose Bowl, Pasadena, California
*-4th Air Force

1944

Coach: Jeff Cravath
Captain: Jim Hardy

| | | | | | | |
|-----------|---|------------------------------|--------|-------|------|---------|
| Sept. 23 | T |UCLA (TD-UCLA 0:00) | 13-13 | H | | 60,000 |
| Sept. 30 | W |College of Pacific..... | 18-6 | H | | 30,000 |
| Oct. 7 | T |California..... | 6-6 | H | | 40,000 |
| Oct. 14 | W |St. Mary's Pre-Flt. (N). | 6-0* | N1... | | c13,500 |
| Oct. 23 | W | .15.Washington (N)..... | 38-7+ | H | | 62,865 |
| Oct. 28 | W |St. Mary's..... | 34-7 | H | | 20,000 |
| Nov. 4 | W | .13.San Diego Navy (4:00) | 28-21 | H | | 28,000 |
| Nov. 18 | W | .12.California..... | 32-0 | A | | 40,000 |
| Nov. 25 | W | .8.UCLA (HC)..... | 40-13 | A | | 77,903 |
| | | (7-0-2, 3-0-2, 1st) | 215-73 | | | 372,268 |
| ROSE BOWL | | | | | | |
| Jan. 1 | W | .7.Tennessee.....12 | 25-0 | N2... | | c91,000 |
| | | (8-0-2) | 240-73 | | | 463,268 |

N1-Ratcliffe Stadium, Fresno, California
N2-Rose Bowl, Pasadena, California
*-First USC varsity night game; also first USC home game played outside Coliseum since that stadium was opened (USC served as the home team)
+-USC's first Coliseum night game

1945

Coach: Jeff Cravath
Captain: Jim Callanan

| | | | | | | |
|-----------|---|------------------------------|---------|-------|------|----------|
| Sept. 21 | W |UCLA (N)..... | 13-6 | A | | 81,000 |
| Sept. 29 | W |California..... | 13-2 | A | | 52,000 |
| Oct. 6 | W |St. Mary's Pre-Flight... | 26-14 | H | | 25,000 |
| Oct. 13 | L | .6.San Diego Navy (U)..... | 6-33 | A | | 6,000 |
| Oct. 20 | W | .14.College of Pacific..... | 52-0 | H | | 10,000 |
| Oct. 27 | L | .20.Washington (8:00).... | 7-13 | A | | c40,000 |
| Nov. 3 | L |St. Mary's.....8 | 0-26 | H | | 76,378 |
| Nov. 10 | W |California..... | 14-0 | H | | 35,000 |
| Nov. 24 | W |Oregon State..... | 34-7 | H | | 30,000 |
| Dec. 1 | W | .16.UCLA (HC)..... | 26-15 | H | | c103,000 |
| | | (7-3-0, 5-1-0, 1st) | 191-116 | | | 458,378 |
| ROSE BOWL | | | | | | |
| Jan. 1 | L | .11.Alabama.....2 | 14-34 | N1... | | c93,000 |
| | | (7-4-0) | 205-150 | | | 551,378 |

N1-Rose Bowl, Pasadena, California

1946

Coach: Jeff Cravath
Captain: Doug Essick

| | | | | | | |
|----------|---|-----------------------------|---------|-------|------|---------|
| Sept. 27 | W |Washington St.(N)(0:05) | 13-7 | H | | 68,282 |
| Oct. 5 | L |Ohio State..... | 0-21 | H | | 80,047 |
| Oct. 12 | L |Oregon State..... | 0-6 | N1... | | 29,594 |
| Oct. 19 | W |Washington..... | 28-0 | H | | 42,507 |
| Oct. 26 | W |Stanford..... | 28-20 | A | | 50,000 |
| Nov. 2 | W |Oregon..... | 43-0 | H | | 45,885 |
| Nov. 9 | W | .14.California..... | 14-0 | H | | 60,398 |
| Nov. 23 | L | .10.UCLA (HC) (R).....4 | 6-13 | A | | 93,714 |
| Nov. 30 | L | .16.Notre Dame.....2 | 6-26 | A | | c55,298 |
| Dec. 21 | W |Tulane..... | 20-13 | A | | 25,000 |
| | | (6-4-0, 5-2-0, 3rd) | 158-106 | | | 550,725 |

N1-Multnomah Stadium, Portland, Oregon

1947

Coach: Jeff Cravath
Captain: Don Clark

| | | | | | | |
|-----------|---|---------------------------|---------|-------|-------|----------|
| Sept. 27 | W |Washington State..... | 21-0 | H | | 48,173 |
| Oct. 4 | T |Rice (SC-2:10)..... | 7-7 | H | | 64,231 |
| Oct. 11 | W | .20.Ohio State..... | 32-0 | A | | 76,559 |
| Oct. 18 | W | .11.Oregon State..... | 48-6 | H | | 61,301 |
| Oct. 25 | W | .10.California.....4 | 39-14 | A | | c81,659 |
| Nov. 1 | W | .5.Washington (R)..... | 19-0 | A | | 32,000 |
| Nov. 8 | W | .5.Stanford..... | 14-0 | H | | 59,749 |
| Nov. 22 | W | .4.UCLA.....18 | 6-0 | H | | c102,050 |
| Dec. 6 | L | .3.Notre Dame (HC)....1 | 7-38 | H |* | c104,953 |
| | | (7-1-1, 6-0-0, 1st) | 193-65 | | | 630,675 |
| ROSE BOWL | | | | | | |
| Jan. 1 | L | .8.Michigan.....2 | 0-49 | N1... | | c93,000 |
| | | (7-2-1) | 193-114 | | | 723,675 |

N1-Rose Bowl, Pasadena, California
*-Largest crowd for football, Los Angeles Memorial Coliseum

1948

Coach: Jeff Cravath
Captain: Bob Bastian

| | | | | | | |
|----------|---|-------------------------------|--------|-------|------|----------|
| Sept. 17 | W |Utah (N)..... | 27-0# | H | | 55,211 |
| Sept. 24 | W |Oregon State (N)..... | 21-6 | H | | 50,297 |
| Oct. 2 | L |Ohio State..... | 0-20 | A | | 75,102 |
| Oct. 9 | W |Rice..... | 7-0 | H | | 49,531 |
| Oct. 16 | L |Oregon..... | 7-8+ | N1... | | 32,600 |
| Oct. 23 | W |Stanford..... | 7-6 | A | | 40,000 |
| Oct. 30 | L |California.....4 | 7-13 | H | | 90,890 |
| Nov. 13 | W |Washington..... | 32-7 | H | | 44,345 |
| Nov. 20 | W |UCLA..... | 20-13 | A | | 76,577 |
| Dec. 4 | T |Notre Dame(HC)(ND-0:35).2 | 14-14* | H | | c100,571 |
| | | (6-3-1, 4-2-0, 3rd) | 142-87 | | | 615,064 |

N1-Multnomah Stadium, Portland, Oregon
#-USC's first televised game in the Coliseum and first regular-season telecast; also the first program ever broadcast by Channel 13 (KLAC-TV then), which went on the air that day
*-Ended Notre Dame's 21-game winning streak
+-First time USC travelled by airplane to a game

1949

Coach: Jeff Cravath
Captain: Jim Bird

| | | | | | | |
|----------|---|----------------------------|---------|---|------|---------|
| Sept. 24 | W |Navy..... | 42-20 | H | | 62,787 |
| Oct. 1 | W |Washington State..... | 35-7 | H | | 36,243 |
| Oct. 8 | T | .8.Ohio State.....11 | 13-13 | H | | 62,877 |
| Oct. 15 | L | .12.California.....9 | 10-16* | A | | c81,500 |
| Oct. 22 | W | .19.Oregon..... | 40-13 | H | | 47,098 |
| Oct. 29 | W | .15.Washington..... | 40-28 | A | | 33,205 |
| Nov. 5 | L | .12.Stanford (HC)..... | 13-34 | H | | 70,041 |
| Nov. 19 | W |UCLA..... | 21-7 | H | | 75,026 |
| Nov. 26 | L | .17.Notre Dame (Cold)....1 | 0-32 | A | | c57,214 |
| | | (5-3-1, 4-2-0, 3rdT) | 214-170 | | | 525,991 |

*-Frank Gifford's 22-yard field goal in the fourth quarter was USC's first since Max Belko's field goal in the 1935 opener against Montana

1950

Coach: Jeff Cravath
Captains: Paul McMurtry, Volney Peters

| | | | | | | |
|----------|---|-----------------------------|---------|-------|------|---------|
| Sept. 29 | L | .12..Iowa (N)(U)(10:00) | 14-20+ | H | | 45,167 |
| Oct. 7 | T |Washington St.(SC-1:20) | 20-20 | A | | 16,000 |
| Oct. 14 | L |California (7:30).....7 | 7-13 | H | | 55,468 |
| Oct. 21 | L |Navy..... | 14-27 | N1... | | 24,300 |
| Oct. 28 | W |Oregon..... | 30-21 | H | | 27,008 |
| Nov. 4 | T |Stanford (SU-2:20).... | 7-7 | A | | 40,000 |
| Nov. 18 | L |Washington (R).....19 | 13-28 | H | | 23,442 |
| Nov. 25 | L |UCLA..... | 0-39 | A | | 51,906 |
| Dec. 2 | W |Notre Dame (HC)..... | 9-7* | H | | 70,177 |
| | | (2-5-2, 1-3-2, 7th) | 114-182 | | | 353,468 |

N1-Memorial Stadium, Baltimore, Maryland
+-First USC night loss
*-USC's 300th victory

ALL-TIME USC RECORD

1951

Coach: Jess Hill
Captains: Pat Cannamela, Dean Schneider

| | | | | | |
|----------|---|------------------------------|---------|--------|---------|
| Sept. 22 | W |Washington State..... | 31-21 | H | 28,876 |
| Sept. 29 | W |San Diego Navy..... | 41- 7 | H | 26,574 |
| Oct. 6 | W |Washington (5:54).....12 | 20-13 | A | 43,747 |
| Oct. 13 | W | ..4.Oregon State.....18 | 16-14 | H | 36,400 |
| Oct. 20 | W | ..11.California (U)(2:44)..1 | 21-14* | A | c81,490 |
| Oct. 27 | W | ..6.Texas Christian..... | 28-26 | H | 50,732 |
| Nov. 3 | W | ..7.Army (Cold)..... | 28- 6 | N1.... | 16,508 |
| Nov. 10 | L | ..6.Stanford (HC)(1:48)..7 | 20-27 | H | 96,130 |
| Nov. 24 | L | ..11.UCLA.....18 | 7-21 | H | 71,738 |
| Dec. 1 | L | ..20.Notre Dame (R)(6:00) | 12-19+ | H | 55,783 |
| | | (7-3-0, 4-2-0, 4th) | 224-168 | | 507,978 |

N1-Yankee Stadium, New York City, New York

*-Ended California's 38-game regular season undefeated streak

+ -USC's first national telecast

1952

Coach: Jess Hill
Captains: Bob Van Doren, Lou Welsh

| | | | | | |
|----------|---|--------------------------------|--------|--------|---------|
| Sept. 19 | W | ..16.Washington State (N)..... | 35- 7 | H | 58,288 |
| Sept. 26 | W | ..16.Northwestern (N)..... | 31- 0 | H | 59,756 |
| Oct. 4 | W | ..7.Army..... | 22- 0 | H | 48,433 |
| Oct. 10 | W | ..7.San Diego Navy (N)..... | 20- 6 | H | 40,137 |
| Oct. 18 | W | ..7.Oregon State..... | 28- 6 | N1.... | 17,438 |
| Oct. 25 | W | ..7.California (HC).....4 | 10- 0 | H | 94,677 |
| Nov. 8 | W | ..6.Stanford..... | 54- 7 | A | 55,000 |
| Nov. 15 | W | ..5.Washington (R).....17 | 33- 0 | H | 35,852 |
| Nov. 22 | W | ..4.UCLA.....3 | 14-12 | A | 96,869 |
| Nov. 29 | L | ..2.Notre Dame (U)(Cold).7 | 0- 9 | A | c58,394 |
| | | (9-1-0, 6-0-0, 1st) | 247-47 | | 564,844 |

ROSE BOWL

| | | | | | |
|--------|---|----------------------|--------|------|----------|
| Jan. 1 | W | ..5.Wisconsin.....11 | 7- 0 | N2.. | c101,500 |
| | | (10-1-0) | 254-47 | | 666,344 |

N1-Multnomah Stadium, Portland, Oregon
N2-Rose Bowl, Pasadena, California

1953

Coach: Jess Hill
Captains: George Bozanic, Tom Nickloff

| | | | | | |
|----------|---|-----------------------------|---------|--------|---------|
| Sept. 19 | W | ..8.Washington State..... | 29-13 | A | 19,000 |
| Sept. 26 | W | ..8.Minnesota..... | 17- 7 | H | 66,698 |
| Oct. 2 | W | ..7.Indiana (N)..... | 27-14 | H | 49,578 |
| Oct. 10 | T | ..7.Washington(R)(SC-12:52) | 13-13 | A | 31,816 |
| Oct. 17 | W | ..13.Oregon State..... | 37- 0 | H | 34,163 |
| Oct. 24 | W | ..11.California..... | 32-20 | A | 78,000 |
| Oct. 31 | L | ..7.Oregon (U)(13:38)..... | 7-13 | N1.... | 17,772 |
| Nov. 7 | W | ..17.Stanford (HC)(0:14).11 | 23-20 | H | 79,015 |
| Nov. 21 | L | ..9.UCLA.....5 | 0-13 | H | 85,366 |
| Nov. 28 | L | ..20.Notre Dame.....2 | 14-48 | H | 97,952 |
| | | (6-3-1, 4-2-1, 3rd) | 199-161 | | 559,360 |

N1-Multnomah Stadium, Portland, Oregon

1954

Coach: Jess Hill
Captains: Ed Fouch, Linton Crow

| | | | | | |
|----------|---|---------------------------------|---------|--------|----------|
| Sept. 17 | W | ..17.Washington State (N)..... | 39- 0 | H | 37,645 |
| Sept. 24 | W | ..15.Pittsburgh (N)..... | 27- 7 | H | 50,253 |
| Oct. 2 | W | ..9.Northwestern..... | 12- 7 | A | 30,725 |
| Oct. 8 | L | ..9.Texas Christian (N)(U)..... | 7-20 | H | 52,705 |
| Oct. 16 | W |Oregon..... | 24-14 | N1.... | 22,766 |
| Oct. 23 | W | ..17.California..... | 29-27 | H | 66,342 |
| Oct. 30 | W | ..13.Oregon State..... | 30- 0 | H | 30,065 |
| Nov. 6 | W | ..10.Stanford..... | 21- 7 | A | 28,000 |
| Nov. 13 | W | ..8.Washington (HC)..... | 41- 0 | H | 36,108 |
| Nov. 20 | L | ..7.UCLA.....2 | 0-34 | A | c102,548 |
| Nov. 27 | L | ..17.Notre Dame (R)(5:57).4 | 17-23 | A | c56,438 |
| | | (8-3-0, 6-1-0, 2nd*) | 251-139 | | 513,595 |

ROSE BOWL

| | | | | | |
|--------|---|---------------------------|---------|--------|---------|
| Jan. 1 | L | ..17.Ohio State (R).....1 | 7-20 | N2.... | 89,191 |
| | | (8-4-0) | 258-159 | | 602,786 |

N1-Multnomah Stadium, Portland, Oregon
N2-Rose Bowl, Pasadena, California

*-UCLA finished first in PCC, but was ineligible for Rose Bowl because of the PCC's "no-repeat" rule

1955

Coach: Jess Hill
Captains: George Galli, Marv Goux

| | | | | | |
|----------|---|------------------------------|---------|--------|---------|
| Sept. 17 | W | ..13.Washington State..... | 50-12 | H | 35,384 |
| Sept. 23 | W | ..9.Oregon (N)..... | 42-15 | H | 37,538 |
| Sept. 30 | W | ..9.Texas (N)..... | 19- 7 | H | 62,033 |
| Oct. 8 | L | ..10.Washington (R)(6:07).18 | 0- 7 | A | 35,955 |
| Oct. 14 | W | ..16.Wisconsin (N).....6 | 33-21 | H | 75,114 |
| Oct. 22 | W | ..10.California..... | 33- 6 | A | 51,000 |
| Oct. 29 | L | ..10.Minnesota (Sn)..... | 19-25 | A | c64,592 |
| Nov. 5 | L | ..16.Stanford (HC)..... | 20-28 | H | 63,265 |
| Nov. 19 | L |UCLA.....5 | 7-17 | H | 95,878 |
| Nov. 26 | W |Notre Dame (U).....5 | 42-20 | H | 94,892 |
| | | (6-4-0, 3-3-0, 6th) | 265-158 | | 615,651 |

1956

Coach: Jess Hill
Captains: Jon Arnett, Ellsworth Kissinger

| | | | | | |
|----------|---|----------------------------|---------|--------|---------|
| Sept. 22 | W | ..15.Texas (N)..... | 44-20* | A | 47,000 |
| Sept. 28 | W | ..6.Oregon State (N)..... | 21-13 | H | 53,714 |
| Oct. 6 | W | ..10.Wisconsin..... | 13- 6 | A | 52,944 |
| Oct. 20 | W | ..9.Washington..... | 35- 7 | H | 44,749 |
| Oct. 27 | L | ..6.Stanford..... | 19-27 | A | 70,000 |
| Nov. 3 | W | ..20.Washington State..... | 28-12 | A | 13,000 |
| Nov. 10 | W | ..16.California (HC)..... | 20- 7 | H | 41,628 |
| Nov. 17 | L | ..14.Oregon..... | 0- 7 | N1.... | 14,480 |
| Nov. 24 | W |UCLA..... | 10- 7 | A | 63,709 |
| Dec. 1 | W | ..17.Notre Dame..... | 28-20 | H | 64,538 |
| | | (8-2-0, 5-2-0, 2ndT) | 218-126 | | 465,762 |

N1-Multnomah Stadium, Portland, Oregon

*-First USC night game outside California

USC banned from Rose Bowl eligibility because of PCC penalty

1957

Coach: Don Clark
Captains: Jim Conroy, Mike Henry

| | | | | | |
|----------|---|----------------------------|--------|--------|---------|
| Sept. 21 | L | ..19.Oregon State (N)...13 | 0-20 | N1.... | 36,855 |
| Sept. 28 | L |Michigan.....10 | 6-16 | H | 44,739 |
| Oct. 4 | L |Pittsburgh (N)..... | 14-20 | H | 43,489 |
| Oct. 19 | L |California..... | 0-12 | A | 40,000 |
| Oct. 26 | L |Washington State..... | 12-13 | H | 24,902 |
| Nov. 2 | W |Washington (6:30)..... | 19-12 | A | 30,172 |
| Nov. 9 | L |Stanford (HC)..... | 7-35 | H | 51,923 |
| Nov. 16 | L |Oregon.....16 | 7-16 | H | 30,975 |
| Nov. 23 | L |UCLA..... | 9-20 | H | 64,818 |
| Nov. 30 | L |Notre Dame (Sn).....12 | 12-40 | A | 54,793 |
| | | (1-9-0, 1-6-0, 7thT) | 86-204 | | 422,666 |

N1-Multnomah Stadium, Portland, Oregon

USC banned from Rose Bowl eligibility because of PCC penalty

1958

Coach: Don Clark
Captains: Ken Antle, Monte Clark

| | | | | | |
|----------|---|-----------------------------|---------|--------|---------|
| Sept. 19 | W |Oregon State (N)...12 | 21- 0 | H | 40,286 |
| Sept. 27 | L |Michigan..... | 19-20 | A | 77,005 |
| Oct. 3 | L |North Carolina (N)..... | 7- 8 | H | 43,238 |
| Oct. 11 | L |Oregon.....15 | 0-25 | N1.... | 32,734 |
| Oct. 18 | L |California (HC)..... | 12-14 | H | 34,872 |
| Oct. 25 | W |Washington State (1:25) | 14- 6 | N2.... | 25,000 |
| Nov. 1 | W |Stanford..... | 29- 6 | A | 52,000 |
| Nov. 8 | W |Washington..... | 21- 6 | H | 32,987 |
| Nov. 22 | T |UCLA (USC-TD 6:50).. | 15-15 | A | 58,507 |
| Nov. 29 | L |Notre Dame.....18 | 13-20 | H | 66,903 |
| | | (4-5-1, 4-2-1, 3rd) | 151-120 | | 463,532 |

N1-Multnomah Stadium, Portland, Oregon

N2-Spokane Memorial Stadium, Spokane, Washington

1959

Coach: Don Clark
Captains: Ron Mix, Willie Wood

| | | | | | |
|----------|---|-----------------------------|--------|--------|---------|
| Sept. 19 | W |Oregon State (N)(R).... | 27- 6 | N1.... | 23,895 |
| Sept. 25 | W | ..11.Pittsburgh (N)..... | 23- 0 | H | 34,172 |
| Oct. 2 | W | ..11.Ohio State (N).....14 | 17- 0+ | H | 49,592 |
| Oct. 17 | W | ..7.Washington (6:34).18 | 22-15 | A | 54,497 |
| Oct. 24 | W | ..5.Stanford..... | 30-28 | H | 44,209 |
| Oct. 31 | W | ..6.California (12:13)..... | 14- 7 | A | 37,000 |
| Nov. 7 | W | ..6.West Virginia..... | 36- 0 | H | 34,066 |
| Nov. 14 | W | ..4.Baylor..... | 17- 8 | H | 43,832 |
| Nov. 21 | L | ..4.UCLA (HC)(U)(8:06).. | 3-10 | H | 85,917 |
| Nov. 28 | L | ..7.Notre Dame (U)(Cold) | 6-16 | A | 48,682 |
| | | (8-2-0, 3-1-0, 1stT) | 195-90 | | 455,862 |

N1-Multnomah Stadium, Portland, Oregon

+ -Ohio State's first night game

USC banned from post-season bowls because of NCAA penalty



1960

Coach: John McKay
Captains: Mike McKeever, George Van Vliet

| | | | | | | |
|----------|---|-----------------------------|--------|---|------|---------|
| Sept. 16 | L | ..6.Oregon State (N)(U)... | 0-14 | H | | 32,928 |
| Sept. 24 | L | ...Texas Christian (N)..... | 6-7 | H | | 31,475 |
| Oct. 1 | L | ...Ohio State.....9 | 0-20 | A | | c83,204 |
| Oct. 7 | W | ...Georgia (N)..... | 10-3 | H | | 28,120 |
| Oct. 15 | W | ...California..... | 27-10 | H | | 39,830 |
| Oct. 29 | W | ...Stanford..... | 21-10 | A | | 29,000 |
| Nov. 5 | L | ...Washington (R).....7 | 0-34 | H | | 43,475 |
| Nov. 12 | L | ...Baylor (R)..... | 14-35 | A | | 23,000 |
| Nov. 19 | W | ...UCLA (HC)(U).....11 | 17-6 | A | | 66,865 |
| Nov. 26 | L | ...Notre Dame (U)(R)..... | 0-17 | H | | 28,297 |
| | | (4-6-0, 3-1-0, 2nd) | 95-152 | | | 406,194 |

1961

Coach: John McKay
Captain: Britt Williams

| | | | | | | |
|----------|---|---------------------------|---------|---|------|---------|
| Sept. 22 | L | ...Georgia Tech (N)..... | 7-27 | H | | 36,950 |
| Sept. 29 | W | ...Southern Methodist (N) | 21-16 | H | | 29,148 |
| Oct. 7 | L | ...Iowa.....1 | 34-35* | H | | 30,263 |
| Oct. 14 | L | ...Notre Dame (R).....8 | 0-30 | A | | 50,427 |
| Oct. 21 | W | ...California..... | 28-14 | A | | 38,000 |
| Oct. 28 | W | ...Illinois..... | 14-10 | H | | 28,694 |
| Nov. 4 | T | ...Washington..... | 0-0 | A | | 54,916 |
| Nov. 11 | W | ...Stanford (HC)..... | 30-15 | H | | 36,598 |
| Nov. 18 | L | ...Pittsburgh..... | 9-10 | A | | 34,820 |
| Nov. 25 | L | ...UCLA (R)..... | 7-10 | H | | 57,580 |
| | | (4-5-1, 2-1-1, 2ndT) | 150-167 | | | 397,396 |

*-USC scored touchdown with 0:48 left in game, but 2-point conversion attempt was unsuccessful

1962

Coach: John McKay
Captains: Marv Marinovich, Ben Wilson

| | | | | | | |
|----------|---|----------------------------|--------|---|------|---------|
| Sept. 22 | W | ...Duke (U).....8 | 14-7 | H | | 26,400 |
| Sept. 29 | W | ..9.Southern Methodist (N) | 33-3 | A | | 14,000 |
| Oct. 6 | W | ..6.Iowa..... | 7-0 | A | | 55,300 |
| Oct. 20 | W | ..3.California..... | 32-6 | H | | 38,500 |
| Oct. 27 | W | ..4.Illinois..... | 28-16 | A | | 31,375 |
| Nov. 3 | W | ..3.Washington (HC).....9 | 14-0 | H | | 46,456 |
| Nov. 10 | W | ..2.Stanford..... | 39-14 | A | | 41,000 |
| Nov. 17 | W | ..2.Navy..... | 13-6 | H | | 51,701 |
| Nov. 24 | W | ..1.UCLA..... | 14-3 | A | | 86,740 |
| Dec. 1 | W | ..1.Notre Dame..... | 25-0 | H | | 81,676 |
| | | (10-0-0, 4-0-0, 1st) | 219-55 | | | 473,148 |

ROSE BOWL

| | | | | | | |
|--------|---|---------------------|--------|----|--|---------|
| Jan. 1 | W | ..1.Wisconsin.....2 | 42-37 | N1 | | c98,698 |
| | | (11-0-0) | 261-92 | | | 571,846 |

USC won national championship
N1-Rose Bowl, Pasadena, California

1963

Coach: John McKay
Captains: Pete Beathard, Willie Brown

| | | | | | | |
|----------|---|-----------------------------|---------|---|------|---------|
| Sept. 21 | W | ..1.Colorado (R)..... | 14-0 | A | | 27,000 |
| Sept. 28 | L | ..1.Oklahoma.....3 | 12-17 | H | | 39,345 |
| Oct. 4 | W | ..8.Michigan State(N)(8:03) | 13-10 | H | | 59,137 |
| Oct. 12 | L | ..7.Notre Dame (U)(6:28) | 14-17 | A | | c59,135 |
| Oct. 19 | W | ...Ohio State.....4 | 32-3 | H | | 61,883 |
| Oct. 26 | W | ...California..... | 36-6 | A | | 41,000 |
| Nov. 2 | L | ...Washington (Mud)..... | 7-22 | A | | c55,738 |
| Nov. 9 | W | ...Stanford (HC)..... | 25-11 | H | | 57,035 |
| Nov. 15 | W | ...Oregon State (N)..... | 28-22 | H | | 30,846 |
| Nov. 30 | W | ...UCLA..... | 26-6* | H | | 82,460 |
| | | (7-3-0, 3-1-0, 2nd) | 207-114 | | | 513,579 |

*-Originally scheduled for Nov. 23, but postponed because of assassination of President Kennedy

1964

Coach: John McKay
Captains: Craig Fertig, Bill Fisk

| | | | | | | |
|----------|---|---------------------------|---------|---|------|---------|
| Sept. 18 | W | ...Colorado (N)..... | 21-0 | H | | 39,173 |
| Sept. 26 | W | ...Oklahoma.....2 | 40-14 | A | | 61,700 |
| Oct. 3 | L | ..2.Michigan State..... | 7-17 | A | | 70,102 |
| Oct. 10 | W | ...Texas A&M (N)..... | 31-7 | H | | 42,295 |
| Oct. 17 | L | ...Ohio State.....2 | 0-17 | A | | c84,315 |
| Oct. 24 | W | ...California (0:50)..... | 26-21 | H | | 48,105 |
| Oct. 31 | L | ...Washington (HC)(4:49) | 13-14 | H | | 50,577 |
| Nov. 7 | W | ...Stanford..... | 15-10 | A | | 55,000 |
| Nov. 21 | W | ...UCLA..... | 34-13 | A | | 62,108 |
| Nov. 28 | W | ...Notre Dame (U)(1:33).1 | 20-17 | H | | 83,840 |
| | | (7-3-0, 3-1-0, 1stT*) | 207-130 | | | 597,215 |

*-Oregon State selected as AAUW representative in Rose Bowl

1965

Coach: John McKay
Captains: Chuck Arrobio, Mike Garrett

| | | | | | | |
|----------|---|----------------------------|--------|---|------|---------|
| Sept. 17 | T | ..7.Minnesota (N)(SC-6:24) | 20-20 | H | | 58,497 |
| Sept. 25 | W | ...Wisconsin..... | 26-6 | A | | 52,706 |
| Oct. 2 | W | ...Oregon State (N)..... | 26-12 | H | | 52,100 |
| Oct. 9 | W | ..8.Washington..... | 34-0 | A | | c57,533 |
| Oct. 16 | W | ..6.Stanford..... | 14-0 | H | | 61,618 |
| Oct. 23 | L | ..4.Notre Dame (R).....7 | 7-28 | A | | c59,235 |
| Nov. 6 | W | ..6.California..... | 35-0 | A | | 52,000 |
| Nov. 13 | W | ..6.Pittsburgh..... | 28-0 | H | | 40,339 |
| Nov. 20 | L | ..6.UCLA (HC)(2:39).....7 | 16-20 | H | | c94,085 |
| Nov. 27 | W | ..8.Wyoming..... | 56-6 | H | | 39,233 |
| | | (7-2-1, 4-1-0, 2nd) | 262-92 | | | 567,346 |

1966

Coach: John McKay
Captains: Nate Shaw, Rod Sherman

| | | | | | | |
|----------|---|-----------------------------|---------|----|------|---------|
| Sept. 17 | W | ..9.Texas..... | 10-6 | A | | 42,000 |
| Sept. 24 | W | ..5.Wisconsin (N)..... | 38-3* | H | | 52,325 |
| Oct. 1 | W | ..5.Oregon State (N)..... | 21-0 | N1 | | 29,217 |
| Oct. 8 | W | ..6.Washington (N)(14:36) | 17-14 | H | | 55,960 |
| Oct. 15 | W | ..5.Stanford..... | 21-7 | A | | 61,500 |
| Oct. 22 | W | ..5.Clemson..... | 30-0 | H | | 44,614 |
| Oct. 28 | L | ..5.Miami (Fla.) (N)(14:56) | 7-10 | A | | 51,156 |
| Nov. 5 | W | ..9.California (HC)..... | 35-9 | H | | 47,199 |
| Nov. 19 | L | ..7.UCLA (6:20).....8 | 7-14 | A | | 81,980 |
| Nov. 26 | L | ..10.Notre Dame.....1 | 0-51 | H | | 88,520 |
| | | (7-3-0, 4-1-0, 1st) | 186-114 | | | 554,471 |

ROSE BOWL

| | | | | | | |
|--------|---|-----------------|---------|------|--|----------|
| Jan. 2 | L | ...Purdue.....7 | 13-14+ | N2.. | | c100,807 |
| | | (7-4-0) | 199-128 | | | 655,278 |

N1-Multnomah Stadium, Portland, Oregon
N2-Rose Bowl, Pasadena, California

*-USC's 400th victory

+ -USC scored touchdown with 2:28 left, but 2-point conversion failed

1967

Coach: John McKay
Captains: Tim Rossovich, Adrian Young

| | | | | | | |
|----------|---|---------------------------|--------|---|------|---------|
| Sept. 15 | W | ..7.Washington State (N). | 49-0 | H | | 44,364 |
| Sept. 23 | W | ..4.Texas (N).....5 | 17-13 | H | | 67,705 |
| Sept. 30 | W | ..2.Michigan State..... | 21-17 | A | | c75,287 |
| Oct. 7 | W | ..1.Stanford (N)..... | 30-0 | H | | 62,598 |
| Oct. 14 | W | ..1.Notre Dame.....5 | 24-7 | A | | c59,075 |
| Oct. 21 | W | ..1.Washington..... | 23-6 | A | | c58,754 |
| Oct. 28 | W | ..1.Oregon (HC)..... | 28-6 | H | | 48,807 |
| Nov. 4 | W | ..1.California..... | 31-12 | A | | 43,028 |
| Nov. 11 | L | ..1.Oregon State (R)..... | 0-3 | A | | c41,494 |
| Nov. 18 | W | ..4.UCLA (10:38).....1 | 21-20 | H | | c90,772 |
| | | (9-1-0, 6-1-0, 1st) | 244-84 | | | 591,884 |

ROSE BOWL

| | | | | | | |
|--------|---|-------------------|--------|------|--|----------|
| Jan. 1 | W | ..1.Indiana.....4 | 14-3 | N1.. | | c102,946 |
| | | (10-1-0) | 258-87 | | | 694,830 |

USC won national championship
N1-Rose Bowl, Pasadena, California

1968

Coach: John McKay
Captains: O.J. Simpson, Steve Sogge

| | | | | | | |
|----------|---|-----------------------------|---------|---|------|---------|
| Sept. 21 | W | ..2.Minnesota (R).....16 | 29-20* | A | | c60,820 |
| Sept. 28 | W | ..3.Northwestern..... | 24-7 | A | | 47,277 |
| Oct. 5 | W | ..2.Miami (Fla.) (N).....13 | 28-3 | H | | 71,189 |
| Oct. 12 | W | ..2.Stanford (11:51).....18 | 27-24 | A | | c81,000 |
| Oct. 19 | W | ..1.Washington (5:07)..... | 14-7 | H | | 60,990 |
| Nov. 2 | W | ..1.Oregon (R)(1:12)..... | 20-13 | A | | 33,500 |
| Nov. 9 | W | ..1.California (HC).....11 | 35-17 | H | | 80,871 |
| Nov. 16 | W | ..1.Oregon State.....13 | 17-13+ | H | | 59,236 |
| Nov. 23 | W | ..1.UCLA..... | 28-16 | A | | 75,066 |
| Nov. 30 | T | ..2.Notre Dame(USC-10:14).9 | 21-21 | H | | 82,659 |
| | | (9-0-1, 6-0-0, 1st) | 243-141 | | | 652,608 |

ROSE BOWL

| | | | | | | |
|--------|---|----------------------|---------|-----|--|----------|
| Jan. 1 | L | ..2.Ohio State.....1 | 16-27 | N1. | | c102,063 |
| | | (9-1-1) | 259-168 | | | 754,671 |

N1-Rose Bowl, Pasadena, California

*-USC scored 2 touchdowns in last 4:00 of game

+ -All USC points scored in fourth quarter



ALL-TIME USC RECORD

1969
Coach: John McKay
Captains: Jim Gunn, Bob Jensen

| | | | | | |
|------------------|---|--------------------------------|---------|--------|-----------------|
| Sept. 20 | W | .5.Nebraska..... | 31-21 | A | c67,058 |
| Sept. 27 | W | .5.Northwestern (N)..... | 48- 6 | H | 56,589 |
| Oct. 4 | W | .5.Oregon State..... | 31- 7 | A | c38,013 |
| Oct. 11 | W | .4.Stanford (N)(0:00).....16 | 26-24 | H | 82,812 |
| Oct. 18 | T | .3.Notre Dame (ND-6:51).....11 | 14-14 | A | c59,075 |
| Oct. 25 | W | .7.Georgia Tech (HC)..... | 29-18 | H | 53,341 |
| Nov. 1 | W | .6.California (0:57)..... | 14- 9 | A | 51,000 |
| Nov. 8 | W | .6.Washington State..... | 28- 7 | H | 47,158 |
| Nov. 15 | W | .6.Washington..... | 16- 7 | A | 51,403 |
| Nov. 22 | W | .5.UCLA (1:32).....6 | 14-12 | H | <u>c90,814</u> |
| | | (9-0-1, 6-0-0, 1st) | 251-125 | | 597,263 |
| ROSE BOWL | | | | | |
| Jan. 1 | W | .5.Michigan.....7 | 10- 3 | N1... | <u>c103,878</u> |
| | | (10-0-1) | 261-128 | | 701,141 |

N1-Rose Bowl, Pasadena, California

1970
Coach: John McKay
Captains: Charlie Weaver, Bob Chandler

| | | | | | |
|----------|---|--------------------------------|---------|--------|----------------|
| Sept. 12 | W | .3.Alabama (N).....16 | 42-21 | N1... | c72,175 |
| Sept. 19 | T | .3.Nebraska (N)(6:44-SC).....9 | 21-21 | H | 73,768 |
| Sept. 26 | W | .7.Iowa..... | 48- 0 | A | 56,131 |
| Oct. 3 | W | .5.Oregon State (N)..... | 45-13 | H | 57,769 |
| Oct. 10 | L | .4.Stanford.....12 | 14-24 | A | <u>c86,000</u> |
| Oct. 17 | W | .11.Washington (N)..... | 28-25 | H | 56,166 |
| Oct. 24 | L | .10.Oregon (R)(U)(13:05)..... | 7-10 | A | 34,000 |
| Oct. 31 | L | .18.California (HC)(4:59)..... | 10-13 | H | 54,750 |
| Nov. 7 | W |Washington State..... | 70-33 | N2.... | 14,500 |
| Nov. 21 | L |UCLA (N)..... | 20-45 | A | 78,773 |
| Nov. 28 | W |Notre Dame (R)(U).....4 | 38-28 | H | <u>64,694</u> |
| | | (6-4-1, 3-4-0, 6thT) | 343-233 | | 648,726 |

N1-Legion Field, Birmingham, Alabama
N2-Joe Albi Stadium, Spokane, Washington

1971
Coach: John McKay
Captains: John Vella, Willie Hall

| | | | | | |
|----------|---|--------------------------------|---------|--------|----------------|
| Sept. 10 | L | .5.Alabama (N).....16 | 10-17 | H | 67,781 |
| Sept. 18 | W | .7.Rice (N)..... | 24- 0 | A | 22,000 |
| Sept. 25 | W | .16.Illinois (N)..... | 28- 0 | H | 49,390 |
| Oct. 2 | L | .17.Oklahoma.....8 | 20-33 | A | 61,826 |
| Oct. 9 | L |Oregon (N)(U)(7:43)..... | 23-28 | H | 50,111 |
| Oct. 16 | L |Stanford (N)(R).....15 | 18-33 | H | 65,375 |
| Oct. 23 | W |Notre Dame (U).....6 | 28-14 | A | <u>c59,075</u> |
| Oct. 30 | W | .20.California..... | 28- 0 | A | 54,000 |
| Nov. 6 | W | .17.Washington State (HC)..... | 30-20 | H | 57,432 |
| Nov. 13 | W | .15.Washington (2:08).....19 | 13-12 | A | <u>c59,982</u> |
| Nov. 20 | T | .15.UCLA..... | 7- 7 | H | <u>68,426</u> |
| | | (6-4-1, 3-2-1, 2nd) | 229-164 | | 615,034 |

1972
Coach: John McKay
Captains: Sam Cunningham, John Grant

| | | | | | |
|------------------|---|----------------------------|---------|--------|-----------------|
| Sept. 9 | W | .8.Arkansas (N).....4 | 31-10 | N1... | c54,461 |
| Sept. 16 | W | .1.Oregon State (N)..... | 51- 6 | H | 56,305 |
| Sept. 23 | W | .1.Illinois..... | 55-20 | A | 61,277 |
| Sept. 30 | W | .1.Michigan State (N)..... | 51- 6 | H | 63,934 |
| Oct. 7 | W | .1.Stanford.....15 | 30-21 | A | <u>c84,000</u> |
| Oct. 14 | W | .1.California..... | 42-14 | H | 56,488 |
| Oct. 21 | W | .1.Washington (HC).....18 | 34- 7 | H | 59,151 |
| Oct. 28 | W | .1.Oregon (R)..... | 18- 0 | A | 32,000 |
| Nov. 4 | W | .1.Washington State..... | 44- 3 | N2.... | 46,000 |
| Nov. 18 | W | .1.UCLA (N).....14 | 24- 7 | A | 82,929 |
| Dec. 2 | W | .1.Notre Dame.....10 | 45-23 | H | <u>75,243</u> |
| | | (11-0-0, 7-0-0, 1st) | 425-117 | | 671,788 |
| ROSE BOWL | | | | | |
| Jan. 1 | W | .1.Ohio State.....3 | 42-17 | N3.. | <u>c106,869</u> |
| | | (12-0-0) | 467-134 | | 778,657 |

USC won national championship
N1-War Memorial Stadium, Little Rock, Arkansas
N2-Husky Stadium, Seattle, Washington
N3-Rose Bowl, Pasadena, California

1973
Coach: John McKay
Captains: Lynn Swann, Artimus Parker

| | | | | | |
|------------------|---|--------------------------|---------|--------|-----------------|
| Sept. 15 | W | .1.Arkansas (N)..... | 17- 0 | H | 73,231 |
| Sept. 22 | W | .1.Georgia Tech..... | 23- 6 | A | 58,228 |
| Sept. 29 | T | .1.Oklahoma (N).....8 | 7- 7 | H | 84,016 |
| Oct. 6 | W | .4.Oregon State (R)..... | 21- 7 | A | 21,732 |
| Oct. 13 | W | .4.Washington State..... | 46-35 | H | 50,975 |
| Oct. 20 | W | .6.Oregon (HC)..... | 31-10 | H | 53,155 |
| Oct. 27 | L | .6.Notre Dame (R).....8 | 14-23 | A | <u>c59,075</u> |
| Nov. 3 | W | .9.California..... | 50-14 | A | 48,000 |
| Nov. 10 | W | .8.Stanford (0:03)..... | 27-26* | H | 63,806 |
| Nov. 17 | W | .9.Washington..... | 42-19 | A | 55,500 |
| Nov. 24 | W | .9.UCLA.....8 | 23-13 | H | <u>88,037</u> |
| | | (9-1-1, 7-0-0, 1st) | 301-160 | | 655,755 |
| ROSE BOWL | | | | | |
| Jan. 1 | L | .7.Ohio State.....4 | 21-42 | N1... | <u>c105,267</u> |
| | | (9-2-1) | 322-202 | | 761,510 |

N1-Rose Bowl, Pasadena, California
*-USC scored 10 points in last 2:10

1974
Coach: John McKay
Captains: Pat Haden, Richard Wood

| | | | | | |
|------------------|---|------------------------------|---------|--------|-----------------|
| Sept. 14 | L | .5.Arkansas (N).....20 | 7-22 | N1... | <u>c54,622</u> |
| Sept. 28 | W | .18.Pittsburgh.....8 | 16- 7 | A | 52,934 |
| Oct. 5 | W | .9.Iowa..... | 41- 3 | H | 52,095 |
| Oct. 12 | W | .7.Washington State (N)..... | 54- 7 | N2.... | 32,000 |
| Oct. 19 | W | .6.Oregon..... | 16- 7 | A | 32,500 |
| Oct. 26 | W | .6.Oregon State (HC)..... | 31-10 | H | 52,392 |
| Nov. 2 | T | .6.California..... | 15-15 | H | 53,921 |
| Nov. 9 | W | .11.Stanford..... | 34-10 | A | <u>c83,500</u> |
| Nov. 16 | W | .8.Washington..... | 42-11 | H | 51,157 |
| Nov. 23 | W | .8.UCLA..... | 34- 9 | A | 82,467 |
| Nov. 30 | W | .6.Notre Dame.....5 | 55-24* | H | <u>83,552</u> |
| | | (9-1-1, 6-0-1, 1st) | 345-125 | | 631,140 |
| ROSE BOWL | | | | | |
| Jan. 1 | W | .5.Ohio State (2:03).....3 | 18-17 | N3... | <u>c106,721</u> |
| | | (10-1-1) | 363-142 | | 737,861 |

USC won national championship
N1-War Memorial Stadium, Little Rock, Arkansas
N2-Joe Albi Stadium, Spokane, Washington
N3-Rose Bowl, Pasadena, California
*-USC trailed 24-0 late in second quarter before scoring 55 unanswered points in less than 17 minutes

1975
Coach: John McKay
Captains: Kevin Bruce, Danny Reece

| | | | | | |
|---------------------|---|-------------------------------|---------|--------|----------------|
| Sept. 12 | W | .4.Duke (N)..... | 35- 7 | H | 56,727 |
| Sept. 19 | W | .4.Oregon State (N)..... | 24- 7 | H | 50,165 |
| Sept. 27 | W | .3.Purdue..... | 19- 6 | H | 56,170 |
| Oct. 4 | W | .3.Iowa..... | 27-16 | A | 54,600 |
| Oct. 11 | W | .3.Washington State..... | 28-10 | H | 47,468 |
| Oct. 18 | W | .3.Oregon (HC)..... | 17- 3 | H | 50,542 |
| Oct. 25 | W | .3.Notre Dame.....14 | 24-17 | A | <u>c59,075</u> |
| Nov. 1 | L | .4.California..... | 14-28 | A | 58,871 |
| Nov. 8 | L | .9.Stanford (0:00)..... | 10-13 | H | 68,249 |
| Nov. 15 | L | .13.Washington (R)(8:23)..... | 7- 8 | A | 53,700 |
| Nov. 28 | L |UCLA (N).....14 | 22-25 | H | <u>80,927</u> |
| | | (7-4-0, 3-4-0, 5th) | 227-140 | | 636,494 |
| LIBERTY BOWL | | | | | |
| Dec. 22 | W |Texas A&M (U)(N).....2 | 20- 0 | N1... | <u>52,129</u> |
| | | (8-4-0) | 247-140 | | 688,623 |

N1-Liberty Bowl Memorial Stadium, Memphis, Tennessee

1976
Coach: John Robinson
Captains: Ricky Bell, Vince Evans, Eric Williams

| | | | | | |
|------------------|---|-------------------------------|---------|--------|-----------------|
| Sept. 11 | L | .8.Missouri (N)..... | 25-46 | H | 49,535 |
| Sept. 18 | W |Oregon (N)..... | 53- 0 | A | <u>c40,600</u> |
| Sept. 25 | W | .19.Purdue..... | 31-13 | A | 65,425 |
| Oct. 2 | W | .13.Iowa (N)..... | 55- 0 | H | 55,518 |
| Oct. 9 | W | .11.Washington State (N)..... | 23-14 | N1... | 37,268 |
| Oct. 23 | W | .7.Oregon State (HC)..... | 56- 0 | H | 53,216 |
| Oct. 30 | W | .4.California..... | 20- 6 | H | 60,323 |
| Nov. 6 | W | .4.Stanford..... | 48-24 | A | 76,500 |
| Nov. 13 | W | .3.Washington..... | 20- 3 | H | 49,264 |
| Nov. 20 | W | .3.UCLA.....2 | 24-14 | A | <u>c90,519</u> |
| Nov. 27 | W | .3.Notre Dame.....13 | 17-13 | H | <u>76,561</u> |
| | | (10-1-0, 7-0-0, 1st) | 372-133 | | 654,729 |
| ROSE BOWL | | | | | |
| Jan. 1 | W | .3.Michigan.....2 | 14- 6 | N2.. | <u>c106,182</u> |
| | | (11-1-0) | 386-139 | | 760,911 |

N1-Kingdome, Seattle, Washington
N2-Rose Bowl, Pasadena, California



1977
Coach: John Robinson
Captains: Rob Hertel, Clay Matthews

| | | | | | |
|------------------------|---|----------------------------|---------|--------|---------|
| Sept. 10 | W | .4.Missouri..... | 27-10 | A | c65,298 |
| Sept. 17 | W | .2.Oregon State (N)(11:48) | 17-10 | A | 31,143 |
| Sept. 24 | W | .2.Texas Christian..... | 51- 0 | H | 54,620 |
| Sept. 30 | W | .2.Washington State (N) | 41- 7* | H | 61,809 |
| Oct. 8 | L | .1.Alabama.....7 | 20-21% | H | 63,140 |
| Oct. 15 | W | .6.Oregon (HC)..... | 33-15 | H | 51,120 |
| Oct. 22 | L | .5.Notre Dame.....11 | 19-49 | A | c59,075 |
| Oct. 29 | L | .10.California..... | 14-17 | A | c76,780 |
| Nov. 5 | W | .16.Stanford..... | 49- 0 | H | 65,101 |
| Nov. 12 | L | .14.Washington..... | 10-28 | A | c59,501 |
| Nov. 25 | W |UCLA (N)(0:02).....17 | 29-27 | H | 86,168 |
| | | (7-4-0, 5-2-0, 2ndT) | 310-184 | | 673,755 |
| BLUEBONNET BOWL | | | | | |
| Dec. 31 | W | .20.Texas A&M (N).....17 | 47-28 | N1 | c52,842 |
| | | (8-4-0) | 357-212 | | 726,597 |

N1-Astrodome, Houston, Texas
*-USC's 500th victory
%-USC scored touchdown with 0:35 left, but 2-point conversion attempt failed

1978
Coach: John Robinson
Captains: Lynn Cain, Rich Dimler

| | | | | | |
|------------------|---|----------------------------|---------|--------|----------|
| Sept. 9 | W | .9.Texas Tech..... | 17- 9 | H | 50,321 |
| Sept. 16 | W | .8.Oregon (N)..... | 37-10 | A | 31,000 |
| Sept. 23 | W | .7.Alabama.....1 | 24-14 | N1.... | c77,313 |
| Sept. 29 | W | .3.Michigan State (N)..... | 30- 9 | H | 65,319 |
| Oct. 14 | L | .2.Arizona State (N)..... | 7-20 | A | c70,138 |
| Oct. 21 | W | .7.Oregon State (HC)..... | 38- 7 | H | 53,734 |
| Oct. 28 | W | .6.California..... | 42-17 | H | 56,954 |
| Nov. 4 | W | .6.Stanford..... | 13- 7 | A | c84,084 |
| Nov. 11 | W | .5.Washington (R).....19 | 28-10 | H | 54,071 |
| Nov. 18 | W | .5.UCLA.....14 | 17-10 | A | c90,387 |
| Nov. 25 | W | .3.Notre Dame (0:02)....8 | 27-25 | H | 84,256 |
| Dec. 2 | W | .3.Hawaii (N)..... | 21- 5 | A | c48,767 |
| | | (11-1-0, 6-1-0, 1st) | 301-143 | | 766,344 |
| ROSE BOWL | | | | | |
| Jan. 1 | W | .3.Michigan.....5 | 17-10 | N2. | c105,629 |
| | | (12-1-0) | 318-153 | | 871,973 |

USC won national championship
N1-Legion Field, Birmingham, Alabama
N2-Rose Bowl, Pasadena, California

1979
Coach: John Robinson
Captains: Dennis Johnson, Charles White

| | | | | | |
|------------------|---|----------------------------|---------|--------|----------|
| Sept. 8 | W | .1.Texas Tech (N)..... | 21- 7 | A | c52,991 |
| Sept. 15 | W | .1.Oregon State..... | 42- 5 | A | 32,000 |
| Sept. 22 | W | .1.Minnesota..... | 48-14 | H | 61,766 |
| Sept. 29 | W | .1.LSU (N)(0:32).....20 | 17-12 | A | c78,322 |
| Oct. 6 | W | .1.Washington State..... | 50-21 | H | 55,117 |
| Oct. 13 | T | .1.Stanford (HC)(SU-4:30) | 21-21 | H | 76,067 |
| Oct. 20 | W | .4.Notre Dame.....9 | 42-23 | A | c59,075 |
| Oct. 27 | W | .3.California..... | 24-14 | A | c76,780 |
| Nov. 3 | W | .3.Arizona..... | 34- 7 | H | 62,054 |
| Nov. 10 | W | .4.Washington (11:50).15 | 24-17 | A | c60,527 |
| Nov. 24 | W | .4.UCLA..... | 49-14 | H | c88,214 |
| | | (10-0-1, 6-0-1, 1st) | 372-155 | | 702,913 |
| ROSE BOWL | | | | | |
| Jan. 1 | W | .3.Ohio State (1:32).....1 | 17-16 | N1. | c105,526 |
| | | (11-0-1) | 389-171 | | 808,439 |

N1-Rose Bowl, Pasadena, California

1980
Coach: John Robinson
Captains: Ronnie Lott, Keith Van Horne

| | | | | | |
|----------|---|---------------------------|---------|--------|---------|
| Sept. 13 | W | .5.Tennessee (N)(0:00).. | 20-17 | A | c95,049 |
| Sept. 20 | W | .4.South Carolina (N).20 | 23-13 | H | 58,385 |
| Sept. 27 | W | .5.Minnesota..... | 24- 7 | A | c55,115 |
| Oct. 4 | W | .4.Arizona State (HC).... | 23-21 | H | 69,052 |
| Oct. 11 | W | .2.Arizona (N)..... | 27-10 | A | c54,789 |
| Oct. 18 | T | .2.Oregon..... | 7- 7 | A | c42,733 |
| Nov. 1 | W | .7.California..... | 60- 7 | H | 55,658 |
| Nov. 8 | W | .4.Stanford..... | 34- 9 | A | c84,892 |
| Nov. 15 | L | .2.Washington (U)..... | 10-20* | H | 55,515 |
| Nov. 22 | L | .12.UCLA (2:07).....18 | 17-20 | A | 83,491 |
| Dec. 6 | W | .17.Notre Dame.....2 | 20- 3 | H | 82,663 |
| | | (8-2-1, 4-2-1, 3rd) | 265-134 | | 737,342 |

USC banned from post-season bowls because of Pacific-10 penalty
*-Ended USC 28-game unbeaten streak

1981
Coach: John Robinson
Captains: Marcus Allen, Chip Banks

| | | | | | |
|--------------------|---|--------------------------|---------|--------|---------|
| Sept. 12 | W | .5.Tennessee (N)..... | 43- 7 | H | 62,147 |
| Sept. 19 | W | .2.Indiana..... | 21- 0 | A | 51,167 |
| Sept. 26 | W | .1.Oklahoma (0:02).....2 | 28-24 | H | 85,651 |
| Oct. 3 | W | .1.Oregon State..... | 56-22 | A | 33,000 |
| Oct. 10 | L | .1.Arizona (U)..... | 10-13 | H | 56,315 |
| Oct. 17 | W | .7.Stanford (HC)..... | 25-17 | H | 76,291 |
| Oct. 24 | W | .5.Notre Dame (4:52).... | 14- 7 | A | c59,075 |
| Oct. 31 | W | .4.Washington State..14 | 41-17 | H | 60,972 |
| Nov. 7 | W | .3.California..... | 21- 3 | A | 74,000 |
| Nov. 14 | L | .3.Washington..... | 3-13 | A | 47,347 |
| Nov. 21 | W | .10.UCLA (2:14).....15 | 22-21 | H | c89,432 |
| | | (9-2-0, 5-2-0, 2ndT) | 284-144 | | 695,397 |
| FIESTA BOWL | | | | | |
| Jan. 1 | L | .8.Penn State.....7 | 10-26 | N1... | c71,053 |
| | | (9-3-0) | 294-170 | | 766,450 |

N1-Sun Devil Stadium, Tempe, Arizona

1982
Coach: John Robinson
Captains: George Achica, Joey Browner, Bruce Matthews

| | | | | | |
|----------|---|----------------------------|---------|--------|---------|
| Sept. 11 | L | .10.Florida11 | 9-17 | A | c73,238 |
| Sept. 18 | W | .19.Indiana..... | 28- 7 | H | 50,724 |
| Sept. 25 | W | .18.Oklahoma..... | 12- 0 | A | c75,008 |
| Oct. 2 | W | .16.Oregon..... | 38- 7 | H | 47,181 |
| Oct. 16 | W | .14.Stanford..... | 41-21 | A | 75,185 |
| Oct. 23 | W | .12.Oregon State (HC).... | 38- 0 | H | 50,035 |
| Oct. 30 | L | .12.Arizona State (N)....7 | 10-17 | A | c71,071 |
| Nov. 6 | W | .16.California..... | 42- 0 | H | 54,670 |
| Nov. 13 | W | .16.Arizona (N)..... | 48-41 | A | c55,110 |
| Nov. 20 | L | .15.UCLA.....11 | 19-20* | A | c95,763 |
| Nov. 27 | W | .17.Notre Dame (0:48).... | 17-13 | H | 76,459 |
| | | (8-3-0, 5-2-0, 3rdT) | 302-143 | | 724,444 |

USC banned from post-season bowls because of NCAA penalty
*-USC scored touchdown with 0:00 left, but 2-point conversion attempt failed

1983
Coach: Ted Tollner
Captains: Tony Brewer, Jeff Brown, Keith Browner, Fred Cornwell, Tony Slaton

| | | | | | |
|----------|---|-----------------------------|---------|--------|---------|
| Sept. 10 | T | .9.Florida (USC-0:00).18 | 19-19^ | H | 53,948 |
| Sept. 17 | W | .14.Oregon State (N)..... | 33-10 | A | 28,000 |
| Sept. 24 | L | .10.Kansas (U)..... | 20-26 | H | 49,255 |
| Oct. 1 | L |South Carolina (N)..... | 14-38 | A | c74,200 |
| Oct. 8 | W |Washington State..... | 38-17 | H | 43,106 |
| Oct. 15 | L |Arizona State (HC)..18 | 14-34 | H | 58,664 |
| Oct. 22 | L |Notre Dame..... | 6-27 | A | c59,075 |
| Oct. 29 | W |California..... | 19- 9 | A | 65,867 |
| Nov. 5 | W |Stanford..... | 30- 7 | H | 50,867 |
| Nov. 12 | L |Washington.....18 | 0-24* | A | c60,690 |
| Nov. 19 | L |UCLA..... | 17-27 | H | 83,763 |
| | | (4-6-1, 4-3-0, 4th) | 210-238 | | 624,435 |

USC banned from post-season bowls because of NCAA penalty
*-First shutout of USC in 187 games
^*-USC botched snap of potential game-winning PAT kick at 0:00

1984
Coach: Ted Tollner
Captains: Neil Hope, Ken Ruettggers

| | | | | | |
|------------------|---|-----------------------------|---------|--------|----------|
| Sept. 8 | W |Utah State..... | 42- 7 | H | 45,067 |
| Sept. 22 | W | .17.Arizona State (N)(9:14) | 6- 3 | A | c70,219 |
| Sept. 29 | L | .15.LSU..... | 3-23 | H | 60,128 |
| Oct. 6 | W |Washington State..... | 29-27 | A | 33,000 |
| Oct. 13 | W |Oregon..... | 19- 9 | A | 29,581 |
| Oct. 20 | W |Arizona (HC)..... | 17-14 | H | 65,411 |
| Oct. 27 | W | .20.California..... | 31- 7 | H | 52,692 |
| Nov. 3 | W | .18.Stanford..... | 20-11 | A | 74,432 |
| Nov. 10 | W | .12.Washington.....1 | 16- 7 | H | 71,838 |
| Nov. 17 | L | .7.UCLA..... | 10-29 | A | 90,096 |
| Nov. 24 | L | .14.Notre Dame (R)..... | 7-19 | H | 66,342 |
| | | (8-3-0, 7-1-0, 1st) | 200-156 | | 658,806 |
| ROSE BOWL | | | | | |
| Jan. 1 | W | .18.Ohio State.....6 | 20-17 | N1. | c102,594 |
| | | (9-3-0) | 220-173 | | 761,400 |

N1-Rose Bowl, Pasadena, California



ALL-TIME USC RECORD

1985

Coach: Ted Tollner
Captains: Matt Koart, Hank Norman

| | | | | | | |
|-------------------|---|-----------------------------|----|---------|--------|---------|
| Sept. 7 | W | ..6.Illinois..... | 11 | 20-10 | A | c76,369 |
| Sept. 21 | L | ..3.Baylor (N)(U)..... | | 13-20 | H | 53,246 |
| Sept. 28 | L | ..18.Arizona State (N)..... | | 0-24 | A | c70,710 |
| Oct. 5 | W |Oregon State (HC)..... | | 63- 0 | H | 50,624 |
| Oct. 19 | W |Stanford..... | | 30- 6 | H | 56,837 |
| Oct. 26 | L |Notre Dame..... | | 3-37 | A | c59,075 |
| Nov. 2 | W |Washington State..... | | 31-13 | H | 46,954 |
| Nov. 9 | L |California..... | | 6-14 | A | 63,500 |
| Nov. 16 | L |Washington (0:56)..... | | 17-20 | A | c52,601 |
| Nov. 23 | W |UCLA (1:13)..... | | 17-13 | H | c90,064 |
| Nov. 30 | W |Oregon..... | | 20- 6* | N1.. | c65,000 |
| | | (6-5-0, 5-3-0, 4thT) | | 220-163 | | 684,980 |
| ALOHA BOWL | | | | | | |
| Dec. 28 | L |Alabama..... | | 3-24 | N2.. | 35,183 |
| | | (6-6-0) | | 223-187 | | 720,163 |

N1-Tokyo Olympic Memorial Stadium, Tokyo, Japan
N2-Aloha Stadium, Honolulu, Hawaii
*-Mirage Bowl

1986

Coach: Ted Tollner
Captains: Jeff Bregel, Tim McDonald

| | | | | | | |
|--------------------|---|------------------------------|--|---------|--------|---------|
| Sept. 13 | W |Illinois..... | | 31-16 | H | 51,496 |
| Sept. 20 | W |Baylor (0:00)..... | | 17-14* | A | 35,000 |
| Sept. 27 | W | ..12.Washington..... | | 20-10 | H | 58,023 |
| Oct. 4 | W | ..9.Oregon (N)..... | | 35-21 | H | 51,340 |
| Oct. 11 | L | ..9.Washington State..... | | 14-34 | A | 26,000 |
| Oct. 18 | L | ..15.Arizona State (HC)..... | | 10-29 | H | 65,874 |
| Oct. 25 | W |Stanford..... | | 10- 0 | A | 73,500 |
| Nov. 1 | W | ..18.Arizona (N)..... | | 20-13 | A | c55,046 |
| Nov. 15 | W | ..13.California..... | | 28- 3 | H | 48,019 |
| Nov. 22 | L | ..10.UCLA..... | | 25-45 | A | c98,370 |
| Nov. 29 | L | ..17.Notre Dame (0:00).... | | 37-38 | H | 70,614 |
| | | (7-4-0, 5-3-0, 4thT) | | 257-223 | | 633,282 |
| CITRUS BOWL | | | | | | |
| Jan. 1 | L |Auburn..... | | 7-16 | N1 | c51,113 |
| | | (7-5-0) | | 264-239 | | 684,395 |

N1-Orlando Stadium, Orlando, Florida
*-Final six minutes of the fourth quarter played in heavy rainstorm

1987

Coach: Larry Smith
Captains: Dave Cadigan, Greg Coquette

| | | | | | | |
|------------------|---|-------------------------------|--|---------|--------|----------|
| Sept. 7 | L | ..19.Michigan State (N)..... | | 13-27+ | A | c77,922 |
| Sept. 19 | W |Boston College..... | | 23-17 | H | 46,205 |
| Sept. 26 | W |California..... | | 31-14 | A | 62,000 |
| Oct. 3 | W |Oregon State (N)..... | | 48-14 | H | 47,979 |
| Oct. 10 | L |Oregon..... | | 27-34 | A | c39,587 |
| Oct. 17 | W |Washington..... | | 37-23 | A | c71,678 |
| Oct. 24 | L |Notre Dame..... | | 15-26 | A | c59,075 |
| Oct. 31 | W |Washington State (R)..... | | 42- 7 | H | 24,834 |
| Nov. 7 | W |Stanford (HC)..... | | 39-24 | H | 58,922 |
| Nov. 14 | W |Arizona (1:11)..... | | 12-10 | H | 51,428 |
| Nov. 21 | W |UCLA (7:59)..... | | 17-13 | H | c92,516 |
| | | (8-3-0, 7-1-0, 1stT*) | | 304-209 | | 632,146 |
| ROSE BOWL | | | | | | |
| Jan. 1 | L | ..16.Michigan State (4:14).8 | | 17-20 | N1. | c103,847 |
| | | (8-4-0) | | 321-229 | | 735,933 |

N1-Rose Bowl, Pasadena, California
+-First night game at Spartan Stadium
*-USC received Rose Bowl bid by virtue of victory over UCLA

1988

Coach: Larry Smith
Captain: Rodney Peete

| | | | | | | |
|------------------|---|-----------------------------|--|---------|--------|----------|
| Sept. 1 | W | ..8.Boston College (N)..... | | 34- 7 | A | c32,000 |
| Sept. 10 | W | ..6.Stanford (1:19)..... | | 24-20 | A | 59,000 |
| Sept. 24 | W | ..5.Oklahoma..... | | 23- 7 | H | 86,124 |
| Oct. 1 | W | ..3.Arizona (N)..... | | 38-15 | A | 52,314 |
| Oct. 8 | W | ..3.Oregon (HC)..... | | 42-14 | H | 63,452 |
| Oct. 15 | W | ..3.Washington..... | | 28-27 | H | 62,974 |
| Oct. 29 | W | ..3.Oregon State..... | | 41-20 | A | 31,117 |
| Nov. 5 | W | ..2.California..... | | 35- 3 | H | 73,937 |
| Nov. 12 | W | ..2.Arizona State..... | | 50- 0 | A | c72,023 |
| Nov. 19 | W | ..2.UCLA..... | | 31-22 | A | c100,741 |
| Nov. 26 | L | ..2.Notre Dame..... | | 10-27 | H | c93,829 |
| | | (10-1-0, 8-0-0, 1st) | | 356-162 | | 727,511 |
| ROSE BOWL | | | | | | |
| Jan. 2 | L | ..5.Michigan..... | | 14-22 | N1 | c101,688 |
| | | (10-2-0) | | 370-184 | | 829,199 |

N1-Rose Bowl, Pasadena, California
Note: USC celebrated its Athletic Centennial in 1988

1989

Coach: Larry Smith
Captains: Leroy Holt, Tim Ryan

| | | | | | | |
|------------------|---|------------------------------|--|---------|--------|----------|
| Sept. 4 | L | ..5.Illinois (N)(U)(2:19).22 | | 13-14+ | H | 54,622 |
| Sept. 16 | W | ..13.Utah State (N)..... | | 66-10 | H | 50,249 |
| Sept. 23 | W | ..12.Ohio State..... | | 42- 3 | H | 69,676 |
| Sept. 30 | W | ..11.Washington St.(0:04).19 | | 18-17 | A | c38,434 |
| Oct. 7 | W | ..9.Washington..... | | 24-16* | H | 58,410 |
| Oct. 14 | W | ..10.California..... | | 31-15 | A | 52,000 |
| Oct. 21 | L | ..9.Notre Dame (5:18)..1 | | 24-28 | A | c59,075 |
| Oct. 28 | W | ..10.Stanford (HC)..... | | 19- 0 | H | 67,411 |
| Nov. 4 | W | ..9.Oregon State..... | | 48- 6 | H | 65,430 |
| Nov. 11 | W | ..9.Arizona..... | | 24- 3 | A | 52,606 |
| Nov. 18 | T | ..8.UCLA (UCLA-13:43).. | | 10-10 | H | c86,672 |
| | | (8-2-1, 6-0-1, 1st) | | 319-122 | | 654,785 |
| ROSE BOWL | | | | | | |
| Jan. 1 | W | ..12.Michigan (1:10)..... | | 3 | N1.. | c103,450 |
| | | (9-2-1) | | 336-132 | | 758,235 |

N1-Rose Bowl, Pasadena, California
*-600th USC victory
+-Originally scheduled to be played in Moscow, USSR, as Glasnost Bowl, but changed to Los Angeles because of "contract difficulties" with game's organizers

1990

Coach: Larry Smith
Captain: Don Gibson

| | | | | | | | |
|--------------------------|---|------------------------------|--|---------|--------|---------|---------|
| Aug. 31 | W | ..9.Syracuse (N)..... | | 34-16* | N1.. | 57,293 | |
| Sept. 15 | W | ..6.Penn State..... | | 19-14 | H | 70,594 | |
| Sept. 22 | L | ..5.Washington..... | | 0-31 | A | c72,617 | |
| Sept. 29 | W | ..18.Ohio State (R)..... | | 12 | 35-26+ | A | c89,422 |
| Oct. 6 | W | ..15.Washington State (N) | | 30-17 | H | 59,357 | |
| Oct. 13 | W | ..16.Stanford..... | | 37-22 | A | 62,000 | |
| Oct. 20 | L | ..15.Arizona (HC)(U)..... | | 26-35 | H | 68,212 | |
| Oct. 27 | W | ..21.Arizona State..... | | 13- 6 | A | 64,715 | |
| Nov. 3 | T | ..21.California (Cal-1:22).. | | 31-31 | H | 62,974 | |
| Nov. 10 | W | ..23.Oregon State..... | | 56- 76 | A | 18,795 | |
| Nov. 17 | W | ..19.UCLA (0:16)..... | | 45-42 | A | c98,088 | |
| Nov. 24 | L | ..18.Notre Dame (N)..... | | 7 | 6-10 | H | c91,639 |
| | | (8-3-1, 5-2-1, 2nd) | | 332-257 | | 815,706 | |
| JOHN HANCOCK BOWL | | | | | | | |
| Dec. 31 | L | ..21.Michigan State..... | | 22 | 16-17 | N2.... | 50,562 |
| | | (8-4-1) | | 348-274 | | 866,268 | |

N1-Giants Stadium, East Rutherford, New Jersey
N2-Sun Bowl, El Paso, Texas
*-Kickoff Classic VIII
+-Game suspended, with 2:36 remaining, thunderstorm
6-700th consecutive USC game viewed by Trojan fan Giles Pellerin

1991

Coach: Larry Smith
Captain: Matt Gee

| | | | | | | | |
|----------|---|------------------------------|--|---------|--------|---------|---------|
| Sept. 2 | L | ..16.Memphis State (U).... | | 10-24 | H | 55,637 | |
| Sept. 14 | W |Penn State (N)(U)..... | | 5 | 21-10 | H | 64,758 |
| Sept. 21 | L | ..22.Arizona State..... | | 25-32 | H | 59,623 | |
| Sept. 28 | W |Oregon (N)..... | | 30-14 | A | c45,948 | |
| Oct. 12 | W |Washington State..... | | 34-27 | A | 23,997 | |
| Oct. 19 | L |Stanford (HC)(1:11)..... | | 21-24 | H | 61,265 | |
| Oct. 26 | L |Notre Dame..... | | 5 | 20-24 | A | c59,075 |
| Nov. 2 | L |California..... | | 10 | 30-52 | A | 70,000 |
| Nov. 9 | L |Washington..... | | 2 | 3-14 | H | 59,320 |
| Nov. 16 | L |Arizona..... | | 13-31 | A | 41,053 | |
| Nov. 23 | L |UCLA..... | | 25 | 21-24 | H | c84,623 |
| | | (3-8-0, 2-6-0, 8th) | | 229-276 | | 625,299 | |

1992

Coach: Larry Smith
Captain: Stephon Pace

| | | | | | | | |
|---------------------|---|-------------------------------|--|-------------|---------|---------|---------|
| Sept. 5 | T |San Diego St. (SC-5:36) | | 31-31*6A... | | 52,168 | |
| Sept. 19 | W |Oklahoma (U)..... | | 13 | 20-10+ | A ... | c70,215 |
| Oct. 3 | L | ..20.Washington..... | | 1 | 10-17 | A | c73,275 |
| Oct. 10 | W | ..20.Oregon..... | | 10-10 | H | 46,343 | |
| Oct. 17 | W | ..18.California (2:27)..... | | | 27-24 | H | 54,476 |
| Oct. 24 | W | ..15.Washington St. (HC)..... | | 13 | 31-21 | H | 54,038 |
| Oct. 31 | W | ..13.Arizona State..... | | | 23-13 | A | 51,096 |
| Nov. 7 | L | ..11.Stanford..... | | 21 | 9-23 | A | 72,571 |
| Nov. 14 | W | ..18.Arizona (6:35)..... | | 9 | 14- 7 | H | 53,849 |
| Nov. 21 | L | ..15.UCLA (U)..... | | | 37-38% | A | 80,568 |
| Nov. 28 | L | ..19.Notre Dame (N)..... | | 5 | 23-31 | H | c90,063 |
| | | (6-4-1, 5-3-0, 3rdT) | | 257-225 | | 698,662 | |
| FREEDOM BOWL | | | | | | | |
| Dec. 29 | L | ..23.Fresno State (N) (U).. | | | 7-24 | N1 ... | 50,745 |
| | | (6-5-1) | | | 264-249 | | 749,407 |

N1-Anaheim Stadium, Anaheim, California
*-San Diego State missed 2 field goal attempts in the last minute of the game
6-Ralphs Holiday Classic
+-All USC points scored in fourth quarter
%-USC scored touchdown with 0:41 left, but 2-point conversion failed
Note: This was USC's 100th team



1993

Coach: John Robinson
Captains: Craig Gibson, Willie McGinest, Deon Strother

| | | | | | |
|---------------------|---|----------------------------|----|---------------|---------|
| Aug. 29 | L | .19.North Carolina (N) | 20 | 9-31*+ N1.. | 49,309 |
| Sept. 4 | W |Houston..... | | 49-76 H | 49,438 |
| Sept. 11 | L |Penn State..... | 15 | 20-21% A | c95,992 |
| Sept. 25 | W |Washington State (N).. | | 34-3 H | 48,471 |
| Oct. 2 | L |Arizona..... | 12 | 7-38 A | 56,075 |
| Oct. 9 | W |Oregon..... | | 24-13 A | 40,935 |
| Oct. 16 | W |Oregon State (HC)..... | | 34-9 H | 44,363 |
| Oct. 23 | L |Notre Dame..... | 2 | 13-31 A | c59,075 |
| Oct. 30 | W |California..... | | 42-14 A | 56,000 |
| Nov. 6 | W |Stanford..... | | 45-20 H | 59,376 |
| Nov. 13 | W |Washington..... | 25 | 22-17= A | c72,202 |
| Nov. 20 | L | .22.UCLA..... | 16 | 21-27 H | c93,458 |
| | | (7-5-0, 6-2-0, 1stT@) | | 320-231 | 724,694 |
| FREEDOM BOWL | | | | | |
| Dec. 30 | W |Utah (N)..... | | 28-21 N1 | 37,203 |
| | | (8-5-0) | | 348-252 | 761,897 |

N1-Anaheim Stadium, Anaheim, California
*Disneyland Pigskin Classic
+-USC's first Sunday game
@-First football game in the renovated Coliseum
%USC scored TD with 0:37 left, but 2-point conversion attempt failed
=-Ended Washington's 17-game home winning streak
@-USC finished in 3-way tie for conference championship, but UCLA received Rose Bowl bid by virtue of victories over Arizona and USC

1994

Coach: John Robinson
Captains: Tony Boselli, Jeff Kopp, Brian Williams

| | | | | | |
|--------------------|---|----------------------------------|----|---------------|---------|
| Sept. 3 | W | .13.Washington (7:14) | 23 | 24-17* H | 54,538 |
| Sept. 10 | L | .14.Penn State..... | 8 | 14-38 A | c96,463 |
| Sept. 24 | W | .19.Baylor (N)..... | 24 | 37-27 H | 45,762 |
| Oct. 1 | L | .19.Oregon (U)..... | | 7-22 H | 44,232 |
| Oct. 8 | W |Oregon State..... | | 27-19% A | 33,892 |
| Oct. 15 | W |Stanford..... | | 27-20 A | 60,345 |
| Oct. 22 | W |California (HC)..... | | 61-0 H | 55,213 |
| Nov. 5 | W | 22.Washington State(Cold) | 16 | 23-10 A | 36,686 |
| Nov. 12 | W | .17.Arizona..... | 13 | 45-28 H | 61,264 |
| Nov. 19 | L | .13.UCLA..... | | 19-31 A | 91,815 |
| Nov. 26 | T | .17.Notre Dame(N)(Cold)(SC-4:53) | | 17-17@ H | c90,217 |
| | | (7-3-1, 6-2-0, 2ndT) | | 301-229 | 670,427 |
| COTTON BOWL | | | | | |
| Jan. 2 | W | .21.Texas Tech..... | | 55-14 N1 | c70,218 |
| | | (8-3-1) | | 356-243 | 740,645 |

N1-Cotton Bowl, Dallas, Texas
*First football game in the post-earthquake renovated Coliseum
%-Micah Phillips scored USC's first-ever defensive extra point
@-750th consecutive USC game viewed by Trojan fan Giles Pellerin

1995

Coach: John Robinson
Captains: Terry Barnum, Errick Herrin

| | | | | | |
|------------------|---|---------------------------|----|---------------|----------|
| Sept. 9 | W | .7.San Jose State..... | | 45-7 H | 50,615 |
| Sept. 16 | W | .6.Houston (N)..... | | 45-10 H | 50,279 |
| Sept. 23 | W | .5.Arizona (N)..... | 25 | 31-10 A | c58,503 |
| Sept. 30 | W | .5.Arizona State..... | | 31-0 H | 52,577 |
| Oct. 7 | W | .5.California..... | | 26-16 A | 49,000 |
| Oct. 14 | W | .5.Washington State..... | | 26-14 H | 51,131 |
| Oct. 21 | L | .5.Notre Dame (R)..... | 17 | 10-38 A | c59,075 |
| Oct. 28 | T | .13.Washington (USC-0:33) | 17 | 21-21* A | c74,421 |
| Nov. 4 | W | .14.Stanford (HC)(0:39).. | | 31-30 H | 62,368 |
| Nov. 11 | W | .12.Oregon State (N)..... | | 28-10 A | 21,851 |
| Nov. 18 | L | .11.UCLA | | 20-24 H | c91,363 |
| | | (8-2-1, 6-1-1, 1stT@) | | 314-180 | 621,183 |
| ROSE BOWL | | | | | |
| Jan. 1 | W | .17.Northwestern | 3 | 41-32+ N1 .. | c100,102 |
| | | (9-2-1) | | 355-212 | 721,285 |

N1-Rose Bowl, Pasadena, California
*-Trailing 21-0, USC scored 21 unanswered points in fourth quarter
+-50th anniversary of Pac-10/Big Ten Rose Bowl agreement
@-USC won Pac-10 bid to Rose Bowl on basis of better overall record than Washington

1996

Coach: John Robinson
Captains: John Allred, Sammy Knight

| | | | | | |
|----------|---|------------------------------------|----|--------------|---------|
| Aug. 25 | L | .7.Penn State..... | 11 | 7-24* N1.. | c77,716 |
| Sept. 7 | W | .19.Illinois..... | | 55-3 A.... | 56,504 |
| Sept. 14 | W | .16.Oregon State..... | | 46-17 H.... | 48,069 |
| Sept. 21 | W | .15.Houston..... | | 26-9 A.... | 21,035 |
| Oct. 5 | L | .17.California (U)..... | | 15-22 H.... | 51,511 |
| Oct. 12 | W |Arizona..... | | 14-7 H.... | 51,088 |
| Oct. 19 | L |Arizona State (AS-1:30) | 4 | 35-48+ A.... | c74,947 |
| Oct. 26 | W |Washington St. (Cold)(2:05)(N) | | 29-24 A.... | 33,111 |
| Nov. 2 | L |Washington (HC)..... | 21 | 10-21 H.... | 60,039 |
| Nov. 9 | L |Stanford (N)..... | | 20-24 A.... | 41,980 |
| Nov. 23 | L |UCLA (UCLA-0:39).... | | 41-48@ A.... | 80,644 |
| Nov. 30 | W |Notre Dame (N)(U)(SC-1:50) | 10 | 27-20@ H.... | c90,296 |
| | | (6-6, 3-5, 5thT) | | 325-267 | 686,940 |

N1-Giants Stadium, East Rutherford, New Jersey
*-Kickoff Classic XIV
+-Two overtimes; USC's first overtime game
@-Two overtimes; UCLA scored 17 points in the final 6:12 of fourth quarter to erase 17-point deficit
@-One overtime; USC's first overtime game at the Coliseum

1997

Coach: John Robinson
Captains: Jonathan Himebauch, Brian Kelly

| | | | | | |
|----------|---|------------------------------|---|--------------|---------|
| Sept. 6 | L | .23.Florida State (N)(10:40) | 5 | 7-14 H.... | 72,783 |
| Sept. 13 | L | .23.Washington State (4:18) | | 21-28 H.... | 51,655 |
| Sept. 27 | W |California..... | | 27-17 A.... | 54,000 |
| Oct. 4 | W |UNLV (N)..... | | 35-21* H.... | 48,404 |
| Oct. 11 | L |Arizona State..... | | 7-35 A.... | 61,802 |
| Oct. 18 | W |Notre Dame (1:05)..... | | 20-17 A.... | c80,225 |
| Oct. 25 | W |Oregon (N)(HC)..... | | 24-22 H.... | 53,640 |
| Nov. 1 | L |Washington..... | 7 | 0-27 A.... | 73,401 |
| Nov. 8 | W |Stanford..... | | 45-21 H.... | 58,900 |
| Nov. 15 | W |Oregon State..... | | 23-0+ A.... | 20,938 |
| Nov. 22 | L |UCLA..... | 7 | 24-31 H.... | c91,350 |
| | | (6-5, 4-4, 5thT) | | 233-233 | 667,098 |

*-100th collegiate victory for USC coach John Robinson; USC scored game's final 21 points
+-Ended USC's streak of 111 consecutive live football telecasts

1998

Coach: Paul Hackett
Captains: Adam Abrams, Chris Claiborne, Billy Miller, Chad Morton

| | | | | | |
|----------|---|--------------------------------|----|---------------|---------|
| Aug. 30 | W |Purdue (11:30 a.m.).... | | 27-17*+ H.... | 56,623 |
| Sept. 12 | W | .22.San Diego State (N).. | | 35-6 H.... | 49,927 |
| Sept. 19 | W | .18.Oregon State (N)..... | | 40-20 H.... | 45,629 |
| Sept. 26 | L | .18.Florida State..... | 10 | 10-30 A.... | 79,815 |
| Oct. 3 | W | .21.Arizona State..... | | 35-24@ H.... | 56,093 |
| Oct. 10 | L | .19.California (U)(3:30).... | | 31-32 H.... | 65,678 |
| Oct. 17 | W |Washington State (Cold)(N) | | 42-14 A.... | 31,178 |
| Oct. 24 | L |Oregon..... | 12 | 13-17 A.... | c45,807 |
| Oct. 31 | W |Washington (HC)..... | | 33-10 H.... | 62,276 |
| Nov. 7 | W |Stanford..... | | 34-9 A.... | 43,250 |
| Nov. 21 | L |UCLA..... | 3 | 17-34% A.... | c88,080 |
| Nov. 28 | W |Notre Dame (N)..... | 9 | 10-0@ H.... | 90,069 |
| | | (8-4, 5-3, 3rd T) | | 327-213 | 714,425 |

SUN BOWL

| | | | | | |
|---------|---|------------------|--|------------|---------|
| Dec. 31 | L |TCU (U)..... | | 19-28 N1.. | 46,612 |
| | | (8-5) | | 346-241 | 761,037 |

N1-Sun Bowl, El Paso, Texas
*-Pigskin Classic IX
+-118 degrees on the field; USC scored 17 points in last 2:11 of game
@-USC outscored ASU 22-0 in fourth quarter
%-91-year-old USC "Super Fan" Giles Pellerin, who was viewing his 797th consecutive Trojan game, died of cardiac arrest at halftime in the Rose Bowl parking lot
@-First time Notre Dame was shut out since 1987
Note: This was the 75th anniversary of USC football in the Coliseum
This was Jack Ward's 40th anniversary as USC's head trainer

ALL-TIME USC RECORD

1999

Coach: Paul Hackett
Captains: David Gibson, Chad Morton, Ifeanyi Ohaleté

| | | | | | |
|----------|---|-----------------------------|---------|-------|---------|
| Sept. 4 | W | .21.Hawaii (N)..... | 62-7 | A.... | c50,000 |
| Sept. 18 | W | .17.San Diego State..... | 24-21 | H.... | 53,966 |
| Sept. 25 | L | .16.Oregon (N)(UO-0:30) | 30-33+ | A.... | c45,660 |
| Oct. 2 | W |Oregon State..... | 37-29* | H.... | 43,795 |
| Oct. 9 | L | .22.Arizona..... | 24-31 | A.... | 51,418 |
| Oct. 16 | L |Notre Dame (R)(2:40) | 24-25% | A.... | c80,012 |
| Oct. 23 | L |Stanford (14:56)..... | 31-35** | H.... | 57,494 |
| Oct. 30 | L |California..... | 7-176 | A.... | 54,000 |
| Nov. 6 | L |Arizona State (HC)..... | 16-26 | H.... | 53,382 |
| Nov. 13 | W |Washington State..... | 31-28 | A.... | 23,065 |
| Nov. 20 | W |UCLA..... | 17-7 | H.... | 91,384 |
| Nov. 26 | W |Louisiana Tech.....25 | 45-19 | H.... | 45,070 |
| | | (6-6, 3-5, 6thT) | 348-278 | | 649,246 |

+Three overtimes; USC's longest game ever
*-USC's 1,000th game
%-Trailing 24-3, Notre Dame scored 22 unanswered points in second half
**-USC led 21-0 in first quarter
6-California later vacated win due to NCAA penalty

2000

Coach: Paul Hackett
Captains: Ennis Davis, Eric Denmon, Zeke Moreno, Petros Papadakis

| | | | | | |
|----------|---|---------------------------------|---------|-------|---------|
| Aug. 27 | W | .15.Penn State.....22 | 29-5* | N1.. | c78,902 |
| Sept. 9 | W | .11.Colorado (N) (0:13).... | 17-14 | H.... | 65,153 |
| Sept. 23 | W | .9.San Jose State..... | 34-24+ | H.... | 56,545 |
| Sept. 30 | L | .8.Oregon State..... | 21-316 | A.... | c33,775 |
| Oct. 7 | L | .18.Arizona..... | 15-31 | H.... | 49,342 |
| Oct. 14 | L |Oregon.....9 | 17-28 | H.... | 54,031 |
| Oct. 21 | L |Stanford (0:00)..... | 30-32% | A.... | 50,125 |
| Oct. 28 | L |California (HC)..... | 16-28 | H.... | 54,393 |
| Nov. 4 | W |Arizona State (N) (AS-4:21) | 44-38@ | A.... | 49,865 |
| Nov. 11 | L |Washington State (U)... | 27-33 | H.... | 40,565 |
| Nov. 18 | W |UCLA (0:09)..... | 38-35 | A.... | c80,227 |
| Nov. 25 | L |Notre Dame.....11 | 21-38 | H.... | 81,342 |
| | | (5-7, 2-6, 8thT**) | 309-337 | | 694,265 |

N1-Giants Stadium, East Rutherford, New Jersey
*-Kickoff Classic XVIII
+USC's 500th game in the Coliseum; Trailing 24-12, USC scored 22 unanswered points in fourth quarter
6-Ended USC's Pac-10 record 26-game winning streak over Oregon State
%-Stanford scored 12 points in final 5:22
@-Two overtimes; Arizona State scored 29 consecutive second-half points to force overtime
**-USC's first-ever last place finish in conference play

2001

Coach: Pete Carroll
Captains: Charlie Landrigan, Troy Polamalu, Antuan Simmons

| | | | | | |
|----------|---|------------------------------|---------|-------|---------|
| Sept. 1 | W |San Jose State..... | 21-10 | H.... | 45,568 |
| Sept. 8 | L |Kansas State.....12 | 6-10 | H.... | 69,959 |
| Sept. 22 | L |Oregon (N)(0:12).....7 | 22-24 | A.... | c45,765 |
| Sept. 29 | L |Stanford..... | 16-21 | H.... | 53,962 |
| Oct. 6 | L |Washington (0:00).....11 | 24-27 | A.... | c72,946 |
| Oct. 13 | W |Arizona State..... | 48-17 | H.... | 43,508 |
| Oct. 20 | L |Notre Dame..... | 16-27* | A.... | c80,795 |
| Oct. 27 | W |Arizona (1:50)..... | 41-34 | A.... | 46,399 |
| Nov. 3 | W |Oregon State (HC)..... | 16-13+ | H.... | 44,880 |
| Nov. 10 | W |California (R)..... | 55-146 | A.... | 33,506 |
| Nov. 17 | W |UCLA.....20 | 27-0 | H.... | 88,588 |
| | | (6-5, 5-3, 5th) | 292-197 | | 625,876 |
| | | LAS VEGAS BOWL | | | |
| Dec. 25 | L |Utah..... | 6-10 | N1.. | 22,385 |
| | | (6-6) | 298-207 | | 648,261 |

N1-Sam Boyd Stadium, Las Vegas, Nevada
*-75th anniversary of USC-Notre Dame series
+-One overtime
6-Ended USC's streak of 48 consecutive live football telecasts
Note: This was the first season that USC lost 5 games by 5 points or less and the first season it lost twice in the final 12 seconds

2002

Coach: Pete Carroll
Captains: Carson Palmer, Troy Polamalu

| | | | | | |
|----------|---|----------------------------------|---------|-------|---------|
| Sept. 2 | W | .18.Auburn (N) (1:26)..... | 24-17* | H.... | 63,269 |
| Sept. 14 | W | .17.Colorado.....18 | 40-3 | A.... | c53,119 |
| Sept. 21 | L | .11.Kansas State (N).....25 | 20-276 | A.... | 49,276 |
| Sept. 28 | W | .18.Oregon State.....23 | 22-0 | H.... | 56,417 |
| Oct. 5 | L | .18.Washington State.(WS-1:50)17 | 27-30+ | A.... | c36,861 |
| Oct. 12 | W | .20.California..... | 30-28% | H.... | 63,113 |
| Oct. 19 | W | .19.Washington.....22 | 41-21# | H.... | 52,961 |
| Oct. 26 | W | .15.Oregon.....14 | 44-33@ | A.... | c56,754 |
| Nov. 9 | W | .10.Stanford..... | 49-17 | A.... | 44,950 |
| Nov. 16 | W | .8.Arizona State (HC)..... | 34-13 | H.... | 73,923 |
| Nov. 23 | W | .7.UCLA.....25 | 52-21 | A.... | c91,084 |
| Nov. 30 | W | .6.Notre Dame (N).....7 | 44-13** | H.... | c91,432 |
| | | (10-2, 7-1, 1stT^) | 427-223 | | 733,159 |

ORANGE BOWL

| | | | | | |
|--------|---|-------------------|---------|------|---------|
| Jan. 2 | W | .5.Iowa (N).....3 | 38-17++ | N1.. | c75,971 |
| | | (11-2) | 465-240 | | 809,130 |

N1-Pro Player Stadium, Miami, Florida
*-USC unveiled new jerseys, similar to those worn from 1958 to 1969 (a single crescent stripe on each shoulder and numbers on the sleeve)
6-Terence Newman scored the first-ever defensive extra point against USC
+-One overtime; USC's 300th game on live television
%-Trailing 21-3, USC scored 27 unanswered points
#-Tied at 7-7, USC scored 27 unanswered points
@-Trailing 19-14 at halftime, USC scored 30 unanswered points; It was the largest crowd to see a football game in Oregon
**-USC's 610 yards of total offense, and Carson Palmer's 425 passing yards and 4 TD passes, were the most ever allowed by Notre Dame; Trailing 13-10, USC scored 34 unanswered points; USC's 62-point margin of victory over UCLA and Notre Dame were its most ever in a season
^--Washington State received Rose Bowl bid by virtue of its victory over USC; USC received first-ever Bowl Championship Series bid
++-USC's first win in Florida in 5 tries; Trailing 10-7, USC scored 31 unanswered points
Note: USC scored at least 30 points in its last 8 games (the first time in USC history)
USC faced 9 AP-ranked teams, the most USC ever faced in a season.
USC players wore a gold football-shaped decal on their helmets reading "Goux" in memory of legendary assistant coach Marv Goux, who passed away in July of 2002

2003

Coach: Pete Carroll
Captains: Keary Colbert, Melvin Simmons

| | | | | | |
|----------|---|-------------------------------|---------|-------|---------|
| Aug. 30 | W | .8.Auburn (N).....6 | 23-0* | A... | c86,063 |
| Sept. 6 | W | .4.BYU (N)..... | 35-18 | H.... | 75,315 |
| Sept. 13 | W | .4.Hawaii..... | 61-32 | H.... | 73,654 |
| Sept. 27 | L | .3.California (U) (SC-0:16).. | 31-34+ | A.... | 51,208 |
| Oct. 4 | W | .10.Arizona State..... | 37-176 | A.... | 56,527 |
| Oct. 11 | W | .9.Stanford (N)..... | 44-21** | H.... | 68,341 |
| Oct. 18 | W | .5.Notre Dame..... | 45-14% | A.... | c80,795 |
| Oct. 25 | W | .5.Washington..... | 43-23 | A.... | c72,015 |
| Nov. 1 | W | .3.Washington State (HC).6 | 43-16 | H.... | 82,478 |
| Nov. 15 | W | .2.Arizona (N)..... | 45-0^ | A.... | 39,201 |
| Nov. 22 | W | .2.UCLA..... | 47-22 | H.... | c93,172 |
| Dec. 6 | W | .2.Oregon State..... | 52-28 | H.... | 73,864 |
| | | (11-1, 7-1, 1st) | 506-225 | | 852,633 |

ROSE BOWL

| | | | | | |
|--------|---|-------------------|---------|------|---------|
| Jan. 1 | W | .1.Michigan.....4 | 28-14 | N1.. | c93,849 |
| | | (12-1) | 534-239 | | 946,482 |

USC won national championship
N1-Rose Bowl, Pasadena, California
*-Worst season-opening loss in Auburn history
+-Three overtimes; Cal's first win over a Top 5 team since 1975
6-Trailing 17-10 just after halftime, USC scored 27 unanswered points
**-USC's 700th victory
%-75th USC-Notre Dame game; Most points scored by a team in South Bend since 1960; USC scored game's final 31 points
^--Arizona's first shutout in 146 games
Note: USC players wore a football-shaped sticker on their helmets with "54" inside in gold lettering in memory of Drean Rucker, an incoming freshman linebacker who drowned in July of 2003



2004

Coach: Pete Carroll

Captains: Shaun Cody, Matt Grootegoed, Matt Leinart

| | | | | | |
|--------------------|----|---------------------------------|---------|-------|---------|
| Aug. 28 | W | ..1.Virginia Tech (N)..... | 24-13! | N1... | c91,665 |
| Sept. 11 | W | ..1.Colorado State (N)..... | 49-0 | H.... | 85,521 |
| Sept. 18 | W | ..1.BYU (N)..... | 42-10 | A.... | 63,467 |
| Sept. 25 | W | ..1.Stanford (6:15)..... | 31-28 | A.... | 55,750 |
| Oct. 9 | W | ..1.California.....7 | 23-17B | H.... | c90,008 |
| Oct. 16 | W | ..1.Arizona State.....15 | 45-7+ | H.... | c90,211 |
| Oct. 23 | W | ..1.Washington..... | 38-0% | H.... | 72,855 |
| Oct. 30 | W | ..1.Washington State (Cold) | 42-12# | A.... | c35,117 |
| Nov. 6 | W | ..1.Oregon State (N)(Fog)(Cold) | 28-20@ | A.... | c36,412 |
| Nov. 13 | W | ..1.Arizona (N)(HC)..... | 49-9\$ | H.... | 80,167 |
| Nov. 27 | W | ..1.Notre Dame (N)(R)..... | 41-10** | H.... | c92,611 |
| Dec. 4 | W* | ..1.UCLA..... | 29-24 | A.... | c88,442 |
| | | (11*-0, 7*-0, --*) | 441-150 | | 882,226 |
| ORANGE BOWL | | | | | |
| Jan. 4 | W* | ..1.Oklahoma (N).....2 | 55-19= | N2... | c77,912 |
| | | (11*-0) | 496-169 | | 960,138 |

USC won national championship

N1-FedEx Field, Landover, Maryland
 N2-Pro Player Stadium, Miami, Florida
 !-Black Coaches Association Football Classic
 @-ESPN's "College GameDay" pre-game show made its first visit to the Coliseum
 +The 50 millionth fan (Jim Farrell of Long Beach) to see a USC football game, home and away, came through the gates
 %-Ended Washington's national-best active streak of consecutive games without being shut out at 271
 #-First time that a No. 1 team visited Martin Stadium
 @-After trailing 13-0 in second quarter, USC scored the next 28 points
 \$-Pac-10 record 15th consecutive Pac-10 home victory
 **-USC's school-record 21st consecutive home victory; trailing 10-3, USC scored final 38 points; ESPN's "College GameDay" pre-game show was at the Coliseum
 --BCS Championship Game; trailing 7-0, USC scored next 28 points; first time that a pair of Heisman Trophy winners (Matt Leinart and Jason White) faced each other in a game (4 of the 2004 Heisman finalists were in the game); USC became just second team to hold AP No. 1 ranking from pre-season through the bowl and 10th team to win consecutive AP national championships; USC record 13th win in a season; school-record eighth season win by 30-plus points; school record seventh night game in a season
 *Not including 2 overall wins, 1 regular season win and Pac-10 title vacated due to NCAA penalty (original record: 13-0 overall, 12-0 regular season, 8-0 Pac-10)

2005

Coach: Pete Carroll

Captains: Darnell Bing, Reggie Bush*, Matt Leinart, Dallas Sartz

| | | | | | |
|------------------|----|--------------------------------|----------|-------|-----------|
| Sept. 3 | W* | ..1.Hawaii..... | 63-17 | A.... | c50,000 |
| Sept. 17 | W* | ..1.Arkansas (N)..... | 70-17B | H.... | 90,411 |
| Sept. 24 | W* | ..1.Oregon.....24 | 45-13+ | A.... | c59,129 |
| Oct. 1 | W* | ..1.Arizona State [3:44]..14 | 38-28!% | A.... | c71,706 |
| Oct. 8 | W* | ..1.Arizona..... | 42-21 | H.... | 90,221 |
| Oct. 15 | W* | ..1.Notre Dame [0:03].....9 | 34-31!# | A.... | c80,795 |
| Oct. 22 | W* | ..1.Washington..... | 51-24 | A.... | 64,096 |
| Oct. 29 | W* | ..1.Washington State (HC).. | 55-13@ | H.... | c92,021 |
| Nov. 5 | W* | ..1.Stanford (N)..... | 51-21 | H.... | c92,212 |
| Nov. 12 | W* | ..1.California..... | 35-10 | A.... | c72,981 |
| Nov. 19 | W* | ..1.Fresno State (N)[6:22]..16 | 50-42 | H.... | c90,007 |
| Dec. 3 | W* | ..1.UCLA.....11 | 66-19!\$ | H.... | c92,000 |
| | | (0*-0, 0*-0, --*) | 600-256 | | 945,579 |
| ROSE BOWL | | | | | |
| Jan. 4 | L* | ..1.Texas (N) [0:19].....2 | 38-41!= | N1... | c93,986 |
| | | (0*-0*) | 638-297 | | 1,039,565 |

N1-Rose Bowl, Pasadena, California

@-Most points allowed by Arkansas since 1918; most total yards (736) ever allowed by Arkansas
 +Trailing 13-0 late in the first half, USC scored 45 unanswered points
 !-ESPN's "College GameDay" pre-game show on site
 %-USC's Pac-10 record 26th consecutive victory; trailing 21-3 at halftime, USC scored 21 unanswered points (and 35 of the final 42 points)
 #-USC's school-record 13th road win in a row
 @-USC's school-record 20th consecutive Pac-10 win; head coach Pete Carroll's 50th USC win; most total yards (745) ever allowed by Washington State
 \$-USC's Pac-10 record 23rd straight Pac-10 win; USC's Pac-10 record 27th consecutive home win; USC's NCAA record 16th win in a row over an AP Top 25 team; USC record for home game (4) and regular season (9) sellouts
 --BCS Championship Game; ended USC's Pac-10 record 34-game win streak, its NCAA-record 16-game win streak over AP Top 25 teams and its 16-game non-conference game win streak; USC's first loss in 6 bowl appearances when ranked No. 1; first time a team fielded a pair of Heisman Trophy winners in a game (USC's Reggie Bush and Matt Leinart); highest rated college telecast (35.6 million viewers) since 1987 Fiesta Bowl; school record for overall season sellouts (10)
 *Not including 12 wins, 1 loss and Pac-10 title vacated due to NCAA penalty (original record: 12-1 overall, 12-0 regular season, 8-0 Pac-10); Bush's participation later vacated due to NCAA penalty

2006

Coach: Pete Carroll

Captains: John David Booty, Ryan Kalil, Oscar Lua, Dallas Sartz

| | | | | | |
|------------------|---|-----------------------------|---------|-------|---------|
| Sept. 2 | W | ..6.Arkansas (N)..... | 50-14B | A.... | c76,564 |
| Sept. 16 | W | ..4.Nebraska (N).....19 | 28-10* | H.... | c92,000 |
| Sept. 23 | W | ..3.Arizona (N)..... | 20-3 | A.... | c58,501 |
| Sept. 30 | W | ..3.Washington State..... | 28-22 | A.... | c35,117 |
| Oct. 7 | W | ..3.Washington..... | 26-20 | H.... | c90,282 |
| Oct. 14 | W | ..3.Arizona State (N)[4:26] | 28-21 | H.... | c91,126 |
| Oct. 28 | L | ..3.Oregon State (U)..... | 31-33+ | A.... | 42,871 |
| Nov. 4 | W | ..9.Stanford..... | 42-0 | A.... | 49,371 |
| Nov. 11 | W | ..7.Oregon (N)(HC).....21 | 35-10 | H.... | c92,000 |
| Nov. 18 | W | ..4.California (N).....17 | 23-9** | H.... | c91,672 |
| Nov. 25 | W | ..3.Notre Dame (N).....6 | 44-24* | H.... | c91,800 |
| Dec. 2 | L | ..2.UCLA (U)..... | 9-13# | A.... | c90,622 |
| | | (10-2, 7-2, 1stT@) | 364-179 | | 901,926 |
| ROSE BOWL | | | | | |
| Jan. 1 | W | ..8.Michigan.....3 | 32-18^ | N1... | c93,852 |
| | | (11-2) | 396-197 | | 995,778 |

N1-Rose Bowl, Pasadena, California

@-Most points scored on Arkansas in Fayetteville since 1919
 *-ESPN's "College GameDay" pre-game show on site
 +USC scored touchdown with 7 seconds left, but 2-point conversion try failed; snapped USC's Pac-10 record for consecutive Pac-10 wins (27) and school records for consecutive road (18) and Pac-10 road (13) wins and consecutive sellouts (12)
 **-First night game against California
 #-Snapped USC's NCAA-record streak of 63 consecutive 20-point games; loss knocked USC out of the BCS Championship Game
 ^-USC record 11th sellout crowd of the season
 @-USC received Rose Bowl bid by virtue of its victory over California

2007

Coach: Pete Carroll

Captains: Sam Baker, John David Booty, Lawrence Jackson, Keith Rivers

| | | | | | |
|------------------|---|----------------------------------|--------------|---------|-----------|
| Sept. 1 | W | ..1.Idaho (N)..... | 38-10! | H.... | 90,917 |
| Sept. 15 | W | ..1.Nebraska (N).....14 | 49-31B* | A.... | c84,959 |
| Sept. 22 | W | ..1.Washington State (N)... | 47-14 | H.... | 86,876 |
| Sept. 29 | W | ..1.Washington (N)..... | 27-24+ | A.... | 68,654 |
| Oct. 6 | L | ..2.Stanford (U)[0:49]..... | 23-24% | H.... | 85,125 |
| Oct. 13 | W | ..10.Arizona..... | 20-13# | H.... | c84,671 |
| Oct. 20 | W | ..13.Notre Dame..... | 38-0^ | A.... | c80,795 |
| Oct. 27 | L | ..9.Oregon.....5 | 17-24 | A.... | c59,277 |
| Nov. 3 | W | ..13.Oregon State (N)(HC).. | 24-3\$ | H.... | c85,713 |
| Nov. 10 | W | ..12.California (N)(R)[7:38]..24 | 24-17** | A.... | c72,516 |
| Nov. 22Th | W | ..11.Arizona State (N).....7 | 44-24 | A.... | c71,706 |
| Dec. 1 | W | ..8.UCLA..... | 24-7 | H.... | c91,553 |
| | | (10-2, 7-2, 1stT@) | 375-191 | | 962,762 |
| ROSE BOWL | | | | | |
| Jan. 1 | W | ..6.Illinois.....13 | 49-17=*N1... | c93,923 | |
| | | (11-2) | 424-208 | | 1,056,685 |

N1-Rose Bowl, Pasadena, California

!-USC honored late kicker Mario Danelo by lining up just 10 men, without a placekicker, for the PAT try after the first Trojan touchdown
 @-Most points Nebraska allowed at home since 1945
 *-ESPN's "College GameDay" pre-game show on site
 +USC's first night game against Washington in Seattle
 %-Snapped USC's 35-game home winning streak and 24-game Pac-10 home winning streak (both Pac-10 records)
 #-USC scored game's final 10 points in fourth quarter
 ^-Most decisive USC win in series history; USC's first shutout in South Bend since 1933; Notre Dame's worst home loss since 1956
 \$-USC's 750th win; largest crowd to see a USC-Oregon State game
 **-USC's first night game in Berkeley
 --Equalled most points scored in the Rose Bowl; largest Rose Bowl victory margin since 1984; gave USC an NCAA record 6 consecutive 11-win seasons
 @-USC received Rose Bowl bid by virtue of its victory over Arizona State



ALL-TIME USC RECORD

2008

Coach: Pete Carroll

Captains: Jeff Byers, Brian Cushing, Kevin Ellison, Mark Sanchez

| | | | | | |
|----------|---|---------------------------|---------|-------|---------|
| Aug. 30 | W | .3.Virginia | 52- 7! | A.... | c64,947 |
| Sept. 13 | W | .1.Ohio State (N).....5 | 35- 3* | H.... | c93,607 |
| Sept. 25 | L | .1.Oregon State (N)(U)... | 21-27+ | A.... | 42,839 |
| Oct. 4 | W | .9.Oregon (N).....23 | 44-106 | H.... | c82,765 |
| Oct. 11 | W | .8.Arizona State | 28- 0% | H.... | c84,956 |
| Oct. 18 | W | .6.Washington State..... | 69- 0# | A.... | 25,118 |
| Oct. 25 | W | .6.Arizona (N)..... | 17-10^ | A.... | c57,427 |
| Nov. 1 | W | .7.Washington (HC)..... | 56- 0\$ | H.... | 80,216 |
| Nov. 8 | W | .7.California (N).....21 | 17- 3 | H.... | c88,523 |
| Nov. 15 | W | .6.Stanford..... | 45-23~ | A.... | c50,425 |
| Nov. 29 | W | .5.Notre Dame (N)..... | 38- 3** | H.... | c90,689 |
| Dec. 6 | W | .5.UCLA | 28- 7@ | A.... | 87,790 |
| | | (11-1, 8-1, 1st) | 450-93 | | 849,302 |

ROSE BOWL

| | | | | | |
|--------|---|---------------------|---------|-------|---------|
| Jan. 1 | W | .5.Penn State.....6 | 38-24= | N1... | c93,293 |
| | | (12-1) | 488-117 | | 942,595 |

N1-Rose Bowl, Pasadena, California
 !-USC scored game's final 31 points
 *-ESPN's "College GameDay" pre-game show on site; USC scored game's final 35 points
 +-Snapped USC's 15-game September winning streak
 6-USC scored game's final 41 points
 %-USC's 400th Coliseum victory
 #-USC's first back-to-back shutouts since 1971; USC's most decisive shutout since 1931; Washington State's most decisive loss ever; Snapped Washington State's 280-game scoring streak; USC's 400th Pac-10 victory
 ^-Arizona's second-quarter field goal snapped USC's streak of scoreless quarters at 11
 \$-USC's most points and biggest victory margin ever versus Washington
 ~-First capacity crowd at new Stanford Stadium
 *-Notre Dame did not get a first down until final play of third quarter
 @-Both USC and UCLA wore their home jerseys in the game for first time since 1982. Per an NCAA football rule, because USC was not in its white road jerseys, it was charged with a time out at the opening kickoff. UCLA responded by calling a time out immediately after to even things up.
 --USC became first team to win 3 straight Rose Bowls; Penn State head coach Joe Paterno coached from press box after having hip surgery

2009

Coach: Pete Carroll

Captains: Jeff Byers, Taylor Mays, Josh Pinkard, Damian Williams

| | | | | | |
|----------|---|----------------------------|---------|-------|----------|
| Sept. 5 | W | .4.San Jose State | 56- 3* | H.... | 84,325 |
| Sept. 12 | W | .3.Ohio State (N)(1:05)..8 | 18-15+ | A.... | c106,033 |
| Sept. 19 | L | .3.Washington (U)(0:03).. | 13-16 | A.... | 61,889 |
| Sept. 26 | W | .12.Washington State (N). | 27- 6 | H.... | 75,216 |
| Oct. 3 | W | .7.California (N).....24 | 30- 3% | A.... | c71,799 |
| Oct. 17 | W | .6.Notre Dame.....25 | 34-27# | A.... | c80,795 |
| Oct. 24 | W | .4.Oregon State (N)..... | 42-366 | H.... | c89,718 |
| Oct. 31 | L | .4.Oregon (N).....10 | 20-47~ | A.... | c59,592 |
| Nov. 7 | W | .12.Arizona State (N)..... | 14- 9= | A.... | 55,282 |
| Nov. 14 | L | .11.Stanford (HC)(U)...25 | 21-55** | H.... | 90,071 |
| Nov. 28 | W | .24.UCLA (N)..... | 28- 7\$ | H.... | 85,713 |
| Dec. 5 | L | .20.Arizona (3:14)..... | 17-21 | H.... | 83,753 |
| | | (8-4, 5-4, 5thT) | 320-245 | | 944,186 |

EMERALD BOWL

| | | | | | |
|---------|---|----------------------------|---------|-------|---------|
| Dec. 26 | W | ...Boston College (N)..... | 24-13! | N1... | c40,121 |
| | | (9-4) | 344-258 | | 984,307 |

N1-AT&T Park, San Francisco, California
 *-There was a pre-game midfield handshake between both team's starters, as promoted by the American Football Coaches Association
 +-Ohio Stadium record crowd; ESPN showed the game in 3D in select nationwide theaters
 %-First time since 1998 that California was held without touchdown at home
 #-USC joined Michigan and Michigan State as the only schools to beat Notre Dame 8 consecutive times
 6-Largest crowd to see a USC-Oregon State game; Oregon State's most points against USC since 1914
 ~-Oregon's most points ever against USC; Autzen Stadium and state of Oregon record crowd; ESPN's "College GameDay" pre-game show on site
 =-USC's 100th consecutive game ranked in the AP Top 25
 **-Most points ever scored against USC; USC's worst Homecoming loss
 \$-USC's 600th conference game; the 7 p.m. start was the second latest in the series (behind 1945's 8:30 p.m. start)
 !-USC's first game in San Francisco since 1943; both teams shared the same sideline because of the field's configuration in the baseball stadium

2010

Coach: Lane Kiffin

Captains: Matt Barkley, Stanley Havili, Michael Morgan, Malcolm Smith, Shareece Wright

| | | | | | |
|----------|---|----------------------------------|---------|-------|---------|
| Sept. 2 | W | .14.Hawaii (N)..... | 49-36 | A.... | 44,204 |
| Sept. 11 | W | .16.Virginia (N)..... | 17-14 | H.... | 81,375 |
| Sept. 18 | W | .20.Minnesota..... | 32-21 | A.... | 50,442 |
| Sept. 25 | W | .20.Washington State... | 50-16 | A.... | 24,310 |
| Oct. 2 | L | .18.Washington (N)(U)(0:00) | 31-32* | H.... | 82,796 |
| Oct. 9 | L | ...Stanford (N)(0:00)..16 | 35-37** | A.... | c51,607 |
| Oct. 16 | W | ...California..... | 48-14 | H.... | 72,386 |
| Oct. 30 | L | .24.Oregon (N)(HC)...1 | 32-53~ | H.... | 88,726 |
| Nov. 6 | W | ...Arizona State (N)(3:06) | 34-33# | H.... | 68,744 |
| Nov. 13 | W | ...Arizona (N).....18 | 24-21+ | A.... | 54,722 |
| Nov. 20 | L | .20.Oregon State (N)(Cold) | 7-36 | A.... | 44,969 |
| Nov. 27 | L | ...Notre Dame (N)(Cold)(R)(2:23) | 16-20^ | H.... | 85,417 |
| Dec. 4 | W | ...UCLA (N)..... | 28-14\$ | A.... | 71,105 |
| | | (8-5, 5-4, 3rdT) | 403-347 | | 820,803 |

USC banned from post-season bowls because of NCAA penalty
 *-Snapped USC's school-record 32-game winning streak in home night games
 **-First season that USC lost twice on game's final play of regulation; school record 112th consecutive USC game on live television; record crowd in renovated Stanford Stadium
 ~-Oregon scored game's final 24 points; Oregon's most points against USC in Los Angeles; ESPN's "College GameDay" pre-game show on site
 #-USC's most points scored in a 1-point win
 +- First season that 5 USC games decided by 3 or less points
 ^- Snapped USC's 19-game non-conference game winning streak (1 shy of school record) and 15-game non-conference home game winning streak; first time since 1941 (and second time ever) that both teams had new head coaches; first season that 6 USC games decided by 4 or less points
 \$-The 7:30 p.m. start was the second latest in the series (behind 1945's 8:30 p.m. start); first USC-UCLA night game in Pasadena; first USC season with 10 night games

2011

Coach: Lane Kiffin

Captains: Matt Barkley, Rhett Ellison, T.J. McDonald, Christian Tupou

| | | | | | |
|----------|---|------------------------------|---------|--------|---------|
| Sept. 3 | W | .25.Minnesota..... | 19-17* | H.... | 68,273 |
| Sept. 10 | W | ...Utah..... | 23-14** | H.... | 73,821 |
| Sept. 17 | W | ...Syracuse (N)..... | 38-17~ | H.... | 65,873 |
| Sept. 24 | L | .23.Arizona State (N).... | 22-43# | A.... | 61,495 |
| Oct. 1 | W | ...Arizona..... | 48-41^ | H.... | 63,707 |
| Oct. 13 | W | ...California (N)..... | 30-9 | A##... | 44,043 |
| Oct. 22 | W | ...Notre Dame (N)(U).... | 31-17\$ | A.... | c80,795 |
| Oct. 29 | L | .20.Stanford (N)(ST-0:38)..4 | 48-56+ | H.... | c93,607 |
| Nov. 4 | W | .21.Colorado (N)(Cold).. | 42-17= | A.... | 50,083 |
| Nov. 12 | W | .18.Washington.....(HC) | 40-17 | H.... | 64,756 |
| Nov. 19 | W | .18.Oregon (N)(Cold)(U)..4 | 38-356 | A.... | c59,933 |
| Nov. 26 | W | .10.UCLA (N)..... | 50-0! | H.... | c93,607 |
| | | (10-2, 7-2, 1st South) | 429-283 | | 819,993 |

USC banned from Pac-12 Championship Game and post-season bowls because of NCAA penalty
 *-40-foot by 150-foot high-definition video board was unveiled on Coliseum's west rim (the second largest board in college football)
 **-First-ever Pac-12 football game (a ceremonial ball signed by league's coaches was presented to Pac-12 commissioner Larry Scott at midfield prior to kickoff); with USC leading 17-14, Matt Kalil blocked Utah field goal attempt and Torin Harris returned it 68 yards to end zone as time ran out (Trojans were penalized when players on their bench ran onto field in celebration during Harris' return, but deadball penalty was negated by rule because time had expired; most game observers left the contest believing final TD did not count because officials never signaled a touchdown, however, 2 hours after game the Pac-12 clarified that the TD counted and final score was updated to 23-14)
 ~-Syracuse's first game against USC in Coliseum since 1924 and first time a current Big East school played USC in Coliseum since 1965
 #-Arizona State scored game's final 22 points
 ^-First time that opponents scored at least 40 points in consecutive games against USC
 ##-California home games in 2011 were played at San Francisco's AT&T Park while Memorial Stadium in Berkeley was being renovated
 \$-USC's school-record 14th consecutive non-conference road win; first time a 5-1 USC team was unranked; first USC night game in South Bend (and first Notre Dame home night game since 1990); series' latest kickoff (7:30 p.m.); Lane Kiffin became first USC head coach to win his first away game against Notre Dame
 +-Three overtimes; highest scoring game in USC history (and most opponent points against USC)
 =-USC's first Friday game since 1999; Colorado's first Friday home game
 6-Snapped Oregon's winning streaks of 21 home games, 19 league games and 9 overall games
 !-UCLA wore all-white uniforms and helmets for first time



2012

Coach: Lane Kiffin

Captains: Matt Barkley, Khaled Holmes, T.J. McDonald, Nickell Robey

| | | | | | |
|-----------------|---|----------------------------------|---------|--------|---------|
| Sept. 1 | W | .1.Hawaii..... | 49-10* | H.... | c93,607 |
| Sept. 8 | W | .2.Syracuse..... | 42-29** | N1.... | 39,507 |
| Sept. 15 | L | .2.Stanford (U)[10:20].21 | 14-21 | A.... | c50,360 |
| Sept. 22 | W | .13.California (Hot)..... | 27-9~ | H.... | 83,421 |
| Oct. 4 | W | .13.Utah (N)..... | 38-28 | A#.. | c46,037 |
| Oct. 13 | W | .11.Washington..... | 24-14 | A##. | 66,202 |
| Oct. 20 | W | .11.Colorado..... | 50-6\$ | H.... | 83,274 |
| Oct. 27 | L | .10.Arizona (U)..... | 36-39 | A.... | 47,822 |
| Nov. 3 | L | .18.Oregon.....2 | 51-62+ | H.... | c93,607 |
| Nov. 10 | W | .21.Arizona State (HC)... | 38-17= | H.... | 80,154 |
| Nov. 17 | L | .21.UCLA (R).....17 | 28-38 | A.... | 83,277 |
| Nov. 24 | L |Notre Dame (N).....1 | 13-22\$ | H.... | c93,607 |
| | | (7-5, 5-4, 2ndT South) | 417-316 | | 860875 |
| SUN BOWL | | | | | |
| Dec. 31 | L |Georgia Tech (U)[Cold](Wind) | 7-21 | N2.... | 47,922 |
| | | (7-6) | 417-316 | | 908,797 |

N1-MetLife Stadium, East Rutherford, New Jersey
 N2-Sun Bowl, El Paso, Texas
 *-Fans could take rail service to Coliseum for first time since 1953; USC's first game on FOX; Hawaii's Norm Chow, the former USC assistant coach, was making his career head coaching debut
 **-Inaugural New York's College Classic; Game delayed for 70 minutes at halftime because of severe weather and lightning in area
 ~-100th meeting between schools; USC's first game on Pac-12 Networks
 #-USC's first visit to Salt Lake City since 1917
 ##-Washington home games in 2012 were played at Seattle's CenturyLink Field while Husky Stadium underwent renovations; USC set school record for consecutive games without being shut out (187)
 \$-Stanley Cup won by Los Angeles Kings in 2012 was displayed on field
 +-Third highest scoring game ever between AP ranked teams
 =-Noon kickoff was earliest for a USC home game since 1998 Purdue (11:30 a.m.); USC scored game's final 24 points; USC's 800th victory
 6-Notre Dame later vacated win due to NCAA penalty; ESPN's "College GameDay" pre-game show on site
 !-Game played in 20 mph gusts; Georgia Tech needed NCAA waiver to qualify for bowl because of sub-.500 record; USC became first AP pre-season No. 1 team ever to end up with 6 losses and first to finish unranked since 1964

2013

Coaches: Lane Kiffin, Ed Orgeron, Clay Helton*

Captains: Devon Kennard, Marqise Lee, Marcus Martin, Hayes Pullard

| | | | | | |
|-----------------------|---|-----------------------------------|---------|--------|---------|
| Aug. 29 | W | .24.Hawaii (N)..... | 30-13** | A.... | 39,058 |
| Sept. 7 | L | .25.Washington State (N)(U)[3:03] | 7-10~ | H.... | 77,823 |
| Sept. 14 | W |Boston College..... | 35-7 | H.... | 62,006 |
| Sept. 21 | W |Utah State (13:35).. | 17-14 | H.... | 63,482 |
| Sept. 28 | L |Arizona State (N).... | 41-62* | A.... | 64,987 |
| Oct. 10# | W |Arizona (N)..... | 38-31* | H.... | 64,215 |
| Oct. 19 | L |Notre Dame (N)[Cold] | 10-14\$ | A.... | c80,795 |
| Oct. 26 | W |Utah..... | 19-3 | H.... | 64,715 |
| Nov. 1 | W |Oregon State (N).... | 31-14 | A.... | 45,379 |
| Nov. 9 | W |California..... | 62-28 | A+.... | 49,199 |
| Nov. 16 | W |Stanford (N)[HC][0:19].5 | 20-17\$ | H.... | c93,607 |
| Nov. 23 | W | .23.Colorado (N)[Cold].. | 47-29! | A.... | 36,005 |
| Nov. 30 | L | .23.UCLA (N).....22 | 14-35 | H.... | 86,037 |
| | | (9-4, 6-3, 2ndT South) | 371-277 | | 827,308 |
| LAS VEGAS BOWL | | | | | |
| Dec. 21 | W |Fresno State.....21 | 45-20* | N1.... | c42,178 |
| | | (10-4) | 416-297 | | 869,486 |

N1-Sam Boyd Stadium, Las Vegas, Nevada
 *Kiffin was fired after first 5 games, Orgeron served as interim head coach for next 8 games before resigning and Helton was interim head coach for bowl game (Steve Sarkisian was named head coach on Dec. 2, but watched bowl game from press box)
 **-First USC game on CBS Sports Network; start of USC's 125th anniversary of athletics year-long celebration
 ~-First USC game on FOX Sports 1; 90th anniversary of USC's first season playing football in the Coliseum; first USC game in Coliseum since an agreement allowed USC to operate and renovate the stadium
 #-USC's first non-holiday Thursday game in the Coliseum
 \$-Notre Dame later vacated win due to NCAA penalty; just the second USC-Notre Dame night game in South Bend; the 7:30 p.m. start equaled the latest kickoff in series history (with 2011)
 +-USC's first visit to Cal's renovated Memorial Stadium, which re-opened in 2012
 6-ESPN's "College GameDay" pre-game show emanated from USC campus (McCarthy Quad) rather than Exposition Park; fans stormed the field at game's conclusion
 !-29-degree temperature at kickoff equaled the second coldest game in USC history (20 degrees at Notre Dame in 1957, 29 degrees at Notre Dame in 1949-52-59); latest date that any Pacific time zone team visited Boulder

2014

Coach: Steve Sarkisian

Captains: Nelson Agholor, Cody Kessler, Hayes Pullard, Max Tuerk, Leonard Williams

| | | | | | |
|---------------------|---|-------------------------------------|---------|--------|---------|
| Aug. 30 | W | .15.Fresno State..... | 52-13* | H.... | 76,037 |
| Sept. 6 | W | .14.Stanford (2:30).13 | 13-10** | A.... | c50,814 |
| Sept. 13 | L | .9.Boston College (N)(U) | 31-37 | A.... | 41,632 |
| Sept. 27 | W | .18.Oregon State (N)... | 35-10 | H.... | 74,521 |
| Oct. 4 | L | .16.Arizona State (U)[Hot][0:00] | 34-38~ | H.... | 70,115 |
| Oct. 11 | W |Arizona (N).....10 | 28-26# | A.... | c56,754 |
| Oct. 18 | W | .22.Colorado (HC)..... | 56-28 | H.... | 74,756 |
| Oct. 25 | L | .20.Utah (N)[0:08]...19 | 21-24 | A.... | c47,619 |
| Nov. 1 | W |Washington State (R)[Cold][Fog] | 44-17 | A.... | 25,012 |
| Nov. 13 | W |California (N)..... | 38-30\$ | H.... | 64,615 |
| Nov. 22 | L | .24.UCLA (N).....11 | 20-38 | A.... | 82,431 |
| Nov. 29 | W |Notre Dame..... | 49-14+ | H.... | 79,586 |
| | | (8-4, 6-3, 2ndT South) | 421-285 | | 743,892 |
| HOLIDAY BOWL | | | | | |
| Dec. 27 | W | .24.Nebraska (N)....25 | 45-42 | N1.... | 55,789 |
| | | (9-4) | 466-327 | | 799,681 |

N1-Qualcomm Stadium, San Diego, California
 *-First time since 1916-17 that USC faced same opponent in consecutive games; most points and largest victory margin in a USC coaching debut since Howard Jones in 1925
 **-Snapped Stanford's 17-game home winning streak; second consecutive year that USC beat Stanford on a late field goal by Andre Heidari.
 ~-Only the second time ever that USC lost a regulation game on a TD at the gun; the winning TD came on a 46-yard Hail Mary pass
 #-USC's 800th victory after subtracting 14 wins vacated by NCAA penalty
 \$-USC's second non-holiday Thursday game in the Coliseum
 +-USC's 1,200th game
 Note: USC players wore a decal with a "Z" on the back of their helmets in honor of late Trojan Olympic distance runner and World War II hero Louis Zamperini, who died in the summer of 2014

2015

Coaches: Steve Sarkisian, Clay Helton*

Captains: Su'a Cravens, Cody Kessler, Anthony Sarao, Max Tuerk, Antwaun Woods

| | | | | | |
|---------------------------------|---|------------------------------|----------|--------|---------|
| Sept. 5 | W | .8.Arkansas State (N) | 55-6 | H.... | 79,809 |
| Sept. 12 | W | .8.Idaho (N) (Hot).... | 59-9 | H.... | 72,422 |
| Sept. 19 | L | .6.Stanford (N)(U).... | 31-41 | H.... | 78,306 |
| Sept. 26 | W | .19.Arizona State (N) (Hot) | 42-14 | A.... | 61,904 |
| Oct. 8 | L | .17.Washington (N)(U). | 12-17*\$ | H.... | 63,623 |
| Oct. 17 | L |Notre Dame (N) [Cold].14 | 31-41*+ | A.... | c80,795 |
| Oct. 24 | W |Utah.....3 | 42-24~ | H.... | 73,435 |
| Oct. 31 | W |California..... | 27-21 | A.... | 52,060 |
| Nov. 7 | W |Arizona (N)[HC].... | 38-30 | A.... | 76,309 |
| Nov. 13# | W |Colorado (N)[Cold]. | 27-24 | H.... | 37,905 |
| Nov. 21 | L | .22.Oregon [Cold]...23 | 28-48** | A.... | c59,094 |
| Nov. 28 | W |UCLA.....22 | 40-21 | H.... | 83,602 |
| | | (8-4, 6-3, 1stT South) | 432-296 | | 819,264 |
| PAC-12 CHAMPIONSHIP GAME | | | | | |
| Dec. 5 | L | .24.Stanford.....7 | 22-41*! | N1.... | 58,476 |
| HOLIDAY BOWL | | | | | |
| Dec. 30 | L |Wisconsin (N)[2:27].23 | 21-23 | N2.... | 48,329 |
| | | (8-6) | 475-360 | | 926,069 |

N1-Levi's Stadium, Santa Clara, California
 N2-Qualcomm Stadium, San Diego, California
 *-Sarkisian was fired after first 5 games (for "conduct not up to the standards of a USC head coach"), Helton served as interim head coach for next 7 games before being named permanent head coach for last 2 games
 \$-USC's third non-holiday Thursday game in the Coliseum
 +-Notre Dame scored game's final 17 points, all in fourth quarter; USC AD Pat Haden was taken from the sideline during pre-game while feeling lightheaded, but checked out okay after exam by team doctors and visiting a local hospital
 ~-First time an AP unranked USC team beat an AP Top-3 team since 1975
 #-USC's first-ever game on Friday the 13th
 **-USC players entered field carrying U.S. and French flags and wore stickers of both countries' flags on back of their helmets in honor of victims of recent Paris terrorist attacks
 !-USC went to Pac-12 Championship Game by virtue of its win over Utah; No game program was printed, marking the first time since the last 2 games of 1935 (in Hawaii) there was no game program for a USC game
 Note: Pac-12 Conference's 100th anniversary season



ALL-TIME USC RECORD

2016

Coach: Clay Helton

Captains: Zach Banner, Max Browne, Michael Hutchings, Adoree' Jackson

| | | | | | |
|----------|---|-----------------------------|---------|--------|---------|
| Sept. 3 | L | .20.Alabama (N).....1 | 6-52 | N1.... | c81,359 |
| Sept. 10 | W |Utah State (11 a.m.) | 45-7* | H.... | 62,487 |
| Sept. 17 | L |Stanford (N).....7 | 10-27 | A.... | 48,763 |
| Sept. 23 | L |Utah (N)(Cold)(0:16).24 | 27-31 | A.... | c46,133 |
| Oct. 1 | W |Arizona State (N).... | 41-20+ | H.... | 71,214 |
| Oct. 8 | W |Colorado (Hot)....21 | 21-17 | H.... | 68,302 |
| Oct. 15 | W |Arizona (Hot)..... | 48-14 | A.... | c55,463 |
| Oct. 27 | W |California (N)..... | 45-24\$ | H.... | 61,725 |
| Nov. 5 | W |Oregon (HC)..... | 45-20 | H.... | 74,625 |
| Nov. 12 | W |Washington (U)....4 | 26-13\$ | A.... | c72,364 |
| Nov. 19 | W | .15.UCLA (N)..... | 36-14# | A.... | 71,137 |
| Nov. 26 | W | .12.Notre Dame (R).... | 45-27 | H.... | 72,402 |
| | | (9-3, 7-2, 2nd South@) | 395-266 | | 700,364 |

ROSE BOWL

| | | | | |
|--------|---|-------------------------|---------------|---------|
| Jan. 2 | W | ..9.Penn State (0:00).5 | 52-49-6N2.... | c95,128 |
| | | (10-3) | 447-315 | 795,492 |

N1-AT&T Stadium, Arlington, Texas

N2-Rose Bowl, Pasadena, California

*-The 11 a.m. kickoff was the earliest for a USC home game since at least the early 1950s

+-USC's 600th game in the Coliseum

\$-USC's fourth non-holiday Thursday game in the Coliseum

6-ESPN's "College GameDay" pre-game show on site

#-USC scored the game's final 29 points

--USC overcame 14-point mid-fourth quarter deficit; then-highest scoring Rose Bowl in history

@USC selected by College Football Playoff committee to play in Rose Bowl over Colorado, which finished first in the Pac-12 South, but lost to Washington in the Pac-12 Championship Game, and lost to USC during the regular season

2017

Coach: Clay Helton

Captains: Sam Darnold, Chris Hawkins, Uchenna Nwosu, Cameron Smith

| | | | | | |
|----------|---|--------------------------------------|----------|-------|---------|
| Sept. 2 | W | ..4.Western Michigan (Hot). | 49-31**^ | H.... | 61,125 |
| Sept. 9 | W | ..6.Stanford (N).....14 | 42-24 | H.... | 77,614 |
| Sept. 16 | W | ..4.Texas (N) (USC-0:00) | 27-24+ | H.... | 84,714 |
| Sept. 23 | W | ..5.California..... | 30-20 | A.... | 46,747 |
| Sept. 29 | L | ..5.Washington State (N)(U)(1:40).16 | 27-30 | A.... | c33,773 |
| Oct. 7 | W | .14.Oregon State (Hot). | 38-10* | H.... | 60,314 |
| Oct. 14 | W | .13.Utah (N) (4:54)..... | 28-27~ | H.... | 72,382 |
| Oct. 21 | L | .11.Notre Dame (N)..13 | 14-49 | A.... | c77,622 |
| Oct. 28 | W | .21.Arizona State (N).. | 48-17 | A.... | 53,446 |
| Nov. 4 | W | .17.Arizona (N)(HC)(5:37)..23 | 49-35 | H.... | 70,225 |
| Nov. 11 | W | .15.Colorado..... | 38-24 | A.... | 49,337 |
| Nov. 18 | W | .12.UCLA (N)..... | 28-23 | H.... | 82,407 |
| | | (10-2, 8-1, 1st South) | 418-316 | | 788,886 |

PAC-12 CHAMPIONSHIP GAME

| | | | | | |
|--------|---|-------------------------|--------|--------|--------|
| Dec. 1 | W | .11.Stanford (N).....14 | 31-26# | N1.... | 48,031 |
|--------|---|-------------------------|--------|--------|--------|

COTTON BOWL

| | | | | | |
|---------|---|--------------------------|---------|--------|---------|
| Dec. 29 | L | ..8.Ohio State (N).....5 | 7-24% | N2.... | c48,329 |
| | | (11-3) | 456-366 | | 885,246 |

N1-Levi's Stadium, Santa Clara, California

N2-AT&T Stadium, Arlington, Texas

*-Blind snapper Jake Olson snapped on USC's final PAT

^100 degrees mid-game; Traveler IX made debut

+Two overtimes

--Utah scored with 0:42 left, but 2-point conversion attempt failed

#-First Pac-12 Championship Game win by South Division team

%USC played in Cotton Bowl because Rose Bowl served as a College Football Playoff semifinal; USC's third Friday game of 2017 (along with Washington State and Stanford in Pac-12 Championship Game)

Note: USC's 125th team

Scoring Values

| Seasons | Touchdown | Field Goal | Extra Point |
|--------------|-----------|------------|---|
| 1888-1897 | 4 points | 5 points | 2 points |
| 1898-1903 | 5 points | 5 points | 1 point |
| 1904-1908 | 5 points | 4 points | 1 point |
| 1909-1911 | 5 points | 3 points | 1 point |
| 1912-1957 | 6 points | 3 points | 1 point |
| 1958-present | 6 points | 3 points | 1 point/kick 2 points/run or pass (defense, 1988-present) |

Safety worth 2 points in all seasons

2018

Coach: Clay Helton

Captains: Porter Gustin, Toa Lobendahn, Cameron Smith, Marvell Tell III

| | | | | | |
|----------|---|--------------------------------|---------|-------|----------|
| Sept. 1 | W | .15.UNLV..... | 43-21* | H.... | 58,708 |
| Sept. 8 | L | .17.Stanford (N).....10 | 3-17^ | A.... | 42,856 |
| Sept. 15 | L | .22.Texas (N)..... | 14-37~ | A.... | c103,507 |
| Sept. 21 | W |Washington State (N)(8:03) | 39-36! | H.... | 52,421 |
| Sept. 29 | W |Arizona (N)..... | 24-20 | A.... | 43,573 |
| Oct. 13 | W |Colorado (N).....19 | 31-20 | H.... | 57,615 |
| Oct. 20 | L |Utah (N)..... | 28-41# | A.... | c46,405 |
| Oct. 27 | L |Arizona State..... | 35-38 | H.... | 47,406 |
| Nov. 3 | W |Oregon State (N).... | 38-21 | A.... | 35,187 |
| Nov. 10 | L |California (N)(HC).... | 14-15 | H.... | 56,721 |
| Nov. 17 | L |UCLA..... | 27-34% | A.... | 57,116 |
| Nov. 24 | L |Notre Dame (N).....3 | 17-24\$ | H.... | 59,821 |
| | | (5-7, 4-5, 3rdT South) | 313-324 | | 661,336 |

*-Blind snapper Jake Olson snapped on USC's final PAT

^USC's fewest points since 1997 (vs. Washington) and fewest vs. Stanford since 1941

--Texas scored game's final 34 points; former USC fullback C.R. Roberts was honored on field for his 251-yard school record rushing game in Austin in 1956 in Troy's sociologically historic victory over Texas

!-USC's first Friday home game since 1999

#-Utah scored 34 consecutive points after USC took a 14-0 lead


%-USC's first loss to a team with at least 8 losses since 1960 (1-8 Notre Dame); teams' combined 13 losses entering game were most in series history; smallest USC-UCLA game crowd since 1950

6-Notre Dame scored 24 consecutive points after USC took a 10-0 lead; smallest USC-Notre Dame game crowd in Coliseum since 1960

Note: Coliseum underwent \$315-million renovation during 2018 season (construction of south-side tower housing suites, loge boxes, club seats, new concourse and new press box); capacity in 2018 was 78,467



ROY FOSTER



GARY JETER




JIM SEARS



PAUL CLEARY



ORV MOHLER



GARRETT ARBELBIDE



USC Record on Home Fields

| SITE | GAMES | WON | LOST | TIED | FIRST | LAST |
|-------------------------------|-------|------|------|------|-------|------|
| Coliseum | 617 | 445* | 139 | 27 | 1923 | 2018 |
| USC | 73 | 58 | 10 | 5 | 1888 | 1923 |
| Rose Bowl | 55 | 34* | 19* | 0 | 1922 | 2016 |
| Fiesta Park | 22 | 12 | 8 | 2 | 1897 | 1916 |
| Prager Park | 6 | 4 | 2 | 0 | 1903 | 1903 |
| Tournament Park | 4 | 4 | 0 | 0 | 1918 | 1921 |
| Athletic Park | 4 | 0 | 3 | 1 | 1895 | 1898 |
| Washington Park | 3 | 0 | 3 | 0 | 1915 | 1917 |
| Washington Park (Chutes Park) | 2 | 0 | 1 | 1 | 1900 | 1900 |

Records include games played by USC at site even when USC was not the designated home team.

USC totals include all games played on campus, including games played at Bovard Field.

Rose Bowl totals include games played against UCLA.

**Not including 6 wins in Coliseum and 1 win and 1 loss in Rose Bowl vacated due to NCAA penalty (original record: 451-139-27 in Coliseum and 35-20-0 in Rose Bowl)*

Athletic Park took its name from its builder, the Los Angeles Athletic Club. Located on the northeast corner of Seventh and Alameda, it opened on Thanksgiving Day, 1891. The first major college football game played there was on Dec. 29, 1894, when Stanford defeated the University of Chicago, 28-0. Athletic Park gained national recognition when Los Angeles and Stockton of the California League played a night baseball game there on July 2, 1893. Los Angeles won, 5-2, before a crowd of 9,000. Twenty kerosene lamps and one swiveled search light were used.

Fiesta Park, located on the northwest corner of Grand and Pico, also dates from the 1890s. It was the site of what was apparently the first night college football game played outdoors on Nov. 18, 1905. St. Vincent's College (now Loyola Marymount University) shut out the University of Arizona, 54-0. In 1916, a rebuilt Fiesta Park served as USC's home grounds. The following year, however, its bleachers were transported to USC to revamp Bovard Field.

At the turn of the century, **Washington Park**, at the corner of Washington and Grand, was primarily a baseball field. It was sometimes referred to as **Chutes Park**, after the adjacent amusement park. St. Vincent's College was located across the street. Washington Park was the early home of the Los Angeles Angels of the Pacific Coast League.

A larger ball park for the Angels was built in 1911. Also known as **Washington Park**, this structure was located at Washington and Hill.

Prager Park served as USC's home in 1903. It was located near Chutes Park.

Tournament Park, located at the southeast corner of California and Wilson in Pasadena, served as the initial home of the "East-West" game, as the Rose Bowl was originally known. The Tournament of Roses Association acquired the property in 1901, and Michigan and Stanford played there in the first Rose Bowl game on Jan. 1, 1902. After a series of other sporting activities, football returned to the New Year's Day celebration in 1915, and continued at Tournament Park through 1922.

Sportsman's Park, located at North Los Robles and Colorado, was the site of USC's first Pasadena appearance, its first Thanksgiving game, and its first varsity football game outside of Los Angeles—all in 1889 against Pasadena. The game occurred just a month before Sportsman's Park hosted the initial Tournament of Roses.

Prior to 1893, USC's campus games were played on a field adjoining Jefferson. This field might have been the site of USC's first official football game in 1888 (although a 1951 letter from Henry Goddard, USC's coach in 1888, to then-SID Tom Lawless, stated the field that first year "was a vacant block, I would guess just S. or S.W. of (Bovard Field).").

In early 1893, the University's then-existing athletic grounds were developed, apparently for neighborhood housing. According to the Rostrum, USC's earliest student newspaper, the students petitioned for a replacement athletic field. Eventually they were granted space on the "northwest portion of campus."

These grounds, while appropriate for practice and practice games, were not suitable for major games. As a result, most of USC's important "home" games up until 1904 were played in rented space: Athletic Park, Fiesta Park, Washington Park, and Prager Park.

In the summer of 1904, USC's football field was "upgraded." Bleachers were constructed on the south side of the field, and a small stand was placed on the north side. A "kid-proof" fence was built around the site. At the start of the season, the site was referred to as "College Campus" in a published football schedule, but by the end of the year it had become "Bovard Field."

Bovard never appears to have been a very adequate home. USC still used Fiesta Park for some of its more important games up until 1908. In 1915, USC's first Los Angeles game against California was played at the new Washington Park, which was primarily a baseball venue. The following year, USC attempted to use a revitalized Fiesta Park as its home base. In the summer of 1917, the new bleachers at Fiesta Park were transported to USC's Bovard Field. These new seats increased Bovard's capacity to about 10,000.

The "new" Bovard was quickly obsolete. Interest in USC football, under Coach Elmer "Gloomy Gus" Henderson, outpaced the limits of even the expanded Bovard. By 1920, USC was playing its more important games in Pasadena, first at Tournament Park, and then at the Tournament of Roses' new stadium in the Arroyo Seco.

USC's last on-campus varsity football game was played on Sept. 29, 1923, against Cal Tech. The following week the Trojans played their initial game at the **Los Angeles Memorial Coliseum** (to be renamed the **United Airlines Memorial Coliseum** in 2019).


USC Record in California Cities

| CITY | GAMES | WON | LOST | TIED | FIRST | LAST |
|-----------------|------------|-------------|------------|-----------|-------|------|
| Los Angeles | 728 | 520* | 166 | 36 | 1888 | 2018 |
| Pasadena | 62 | 41* | 20* | 0 | 1889 | 2018 |
| Palo Alto | 47 | 34 | 11 | 2 | 1905 | 2018 |
| Berkeley | 49 | 34* | 13 | 1 | 1915 | 2017 |
| Claremont | 9 | 3 | 3 | 3 | 1897 | 1922 |
| San Diego | 8 | 3 | 4 | 1 | 1897 | 2015 |
| Highland Park | 4 | 2 | 1 | 1 | 1900 | 1921 |
| San Francisco | 4 | 3 | 1 | 0 | 1942 | 2011 |
| Whittier | 4 | 3 | 0 | 1 | 1904 | 1918 |
| Anaheim | 3 | 1 | 2 | 0 | 1992 | 1993 |
| Santa Ana | 3 | 1 | 2 | 0 | 1899 | 1907 |
| Santa Barbara | 2 | 1 | 1 | 0 | 1899 | 1900 |
| Redlands | 2 | 2 | 0 | 0 | 1910 | 1914 |
| San Bernardino | 2 | 2 | 0 | 0 | 1908 | 1916 |
| Ventura | 1 | 1 | 0 | 0 | 1898 | 1898 |
| San Luis Obispo | 1 | 1 | 0 | 0 | 1909 | 1909 |
| San Pedro | 1 | 1 | 0 | 0 | 1921 | 1921 |
| Fresno | 1 | 1 | 0 | 0 | 1944 | 1944 |
| Santa Clara | 2 | 1 | 1 | 0 | 2015 | 2017 |
| Ontario | 1 | 0 | 1 | 0 | 1893 | 1893 |
| Riverside | 1 | 0 | 1 | 0 | 1902 | 1902 |
| Long Beach | 1 | 0 | 1 | 0 | 1904 | 1904 |
| TOTALS | 928 | 655* | 228 | 45 | | |

**Not including 6 wins in Los Angeles, 1 win and 1 loss in Pasadena, 1 win in Berkeley and 8 overall wins and 1 overall loss vacated due to NCAA penalty (original record: 526-166-36 in Los Angeles, 42-21-0 in Pasadena, 35-13-1 in Berkeley and 663-229-45 overall)*



SEDRICK ELLIS



STEVE SMITH




PAT HADEN



DON MOSEBAR



JOHN ROBINSON



ELMER HENDERSON

USC Football All-Time Home Record

| | |
|------------------|-------------|
| 1888: 1-0 | 1955: 5-2 |
| 1889: 1-0 | 1956: 5-0 |
| 1890: No Varsity | 1957: 0-6 |
| 1891: 1-2 | 1958: 2-3-1 |
| 1892: No Varsity | 1959: 5-1 |
| 1893: 2-0 | 1960: 3-4 |
| 1894: 1-0 | 1961: 3-3 |
| 1895: 0-1-1 | 1962: 6-0 |
| 1896: 0-3 | 1963: 5-1 |
| 1897: 3-0 | 1964: 5-1 |
| 1898: 4-1-1 | 1965: 4-1-1 |
| 1899: 2-0-1 | 1966: 4-2 |
| 1900: 0-1-1 | 1967: 5-0 |
| 1901: 0-0 | 1968: 5-0-1 |
| 1902: 2-1 | 1969: 5-0 |
| 1903: 4-2 | 1970: 3-2-1 |
| 1904: 5-0 | 1971: 2-3-1 |
| 1905: 6-1-1 | 1972: 6-0 |
| 1906: 1-0-2 | 1973: 5-0-1 |
| 1907: 4-1 | 1974: 5-0-1 |
| 1908: 2-1 | 1975: 5-2 |
| 1909: 1-1-1 | 1976: 6-1 |
| 1910: 2-0 | 1977: 5-1 |
| 1911-1913: Rugby | 1978: 7-0 |
| 1914: 3-1 | 1979: 4-0-1 |
| 1915: 2-3 | 1980: 4-2 |
| 1916: 3-3 | 1981: 5-1 |
| 1917: 2-2-1 | 1982: 5-0 |
| 1918: 2-2 | 1983: 2-3-1 |
| 1919: 4-1 | 1984: 4-2 |
| 1920: 5-0 | 1985: 4-1 |
| 1921: 8-0 | 1986: 4-2 |
| 1922: 7-1 | 1987: 6-0 |
| 1923: 5-1** | 1988: 4-1 |
| 1924: 8-1 | 1989: 5-1-1 |
| 1925: 10-2 | 1990: 2-2-1 |
| 1926: 6-2 | 1991: 1-5 |
| 1927: 8-0 | 1992: 4-1 |
| 1928: 9-0 | 1993: 4-1 |
| 1929: 7-1 | 1994: 4-1-1 |
| 1930: 7-1 | 1995: 5-1 |
| 1931: 7-1 | 1996: 3-2 |
| 1932: 7-0 | 1997: 3-3 |
| 1933: 8-1 | 1998: 6-1 |
| 1934: 4-4-1 | 1999: 4-2 |
| 1935: 3-5 | 2000: 2-5 |
| 1936: 2-1-3 | 2001: 4-2 |
| 1937: 4-2-1 | 2002: 6-0 |
| 1938: 5-1 | 2003: 6-0 |
| 1939: 4-0-2 | 2004: 6-0 |
| 1940: 2-2-2 | 2005: 0-0* |
| 1941: 2-4-1 | 2006: 6-0 |
| 1942: 5-3 | 2007: 5-1 |
| 1943: 5-1 | 2008: 6-0 |
| 1944: 5-0-2 | 2009: 4-2 |
| 1945: 6-1 | 2010: 3-3 |
| 1946: 4-2 | 2011: 6-1 |
| 1947: 4-1-1 | 2012: 4-2 |
| 1948: 5-1-1 | 2013: 5-2 |
| 1949: 4-1-1 | 2014: 5-1 |
| 1950: 2-4 | 2015: 5-2 |
| 1951: 4-3 | 2016: 6-0 |
| 1952: 7-0 | 2017: 7-0 |
| 1953: 4-2 | 2018: 3-3 |
| 1954: 5-2 | |

OVERALL TOTAL: 524*-167-36 (74.6%)
COLISEUM TOTAL: 445*-139-27 (75.0%)

**USC began play in Coliseum during 1923 season, going 4-1 there that season.

*Not including 6 wins vacated due to NCAA penalty (original record: 6-0 in 2005, 530-167-36, 74.8% overall and 451-139-27, 75.3% Coliseum)

Best season home record: 9-0, 1928
 Worst season home record: 0-6, 1957

USC-UCLA Games with Rose Bowl on Line

| YEAR | ON LINE FOR BOTH OR ONE TEAM | WINNER, SCORE | NOTES |
|-------|------------------------------|---------------|---|
| 1938 | USC only | USC, 42-7 | |
| 1939 | Both | Tie, 0-0 | USC later voted into Rose Bowl |
| 1942 | Both | UCLA, 14-7 | |
| 1944# | Both | USC, 40-13 | (#second USC-UCLA meeting of season) |
| 1945# | Both | USC, 26-15 | (#second USC-UCLA meeting of season) |
| 1946 | Both | UCLA, 13-6 | |
| 1947 | Both | USC, 6-0 | |
| 1949 | UCLA only | USC, 21-7 | |
| 1952 | Both | USC, 14-12 | |
| 1953 | UCLA only | UCLA, 13-0 | |
| 1955 | UCLA only | UCLA, 17-7 | |
| 1958 | USC only | Tie, 15-15 | |
| 1961 | Both | UCLA, 10-7 | |
| 1963 | USC only | USC, 26-6 | Washington later voted into Rose Bowl |
| 1964 | Both | USC, 34-13 | Oregon State later voted into Rose Bowl |
| 1965 | Both | UCLA, 20-16 | |
| 1966 | Both | UCLA, 14-7 | USC later voted into Rose Bowl |
| 1967 | Both | USC, 21-20 | |
| 1969 | Both | USC, 14-12 | |
| 1972 | Both | USC, 24-7 | |
| 1973 | Both | USC, 23-13 | |
| 1974 | Both | USC, 34-9 | |
| 1975 | UCLA only | UCLA, 25-22 | |
| 1976 | Both | USC, 24-14 | |
| 1977 | UCLA only | USC, 29-27 | |
| 1978 | Both | USC, 17-10 | |
| 1979 | USC only | USC, 49-14 | |
| 1981 | Both | USC, 22-21 | Washington advanced to RB by beating WSU UCLA later advanced to RB after ASU & UW lost |
| 1982 | UCLA only | UCLA, 20-19 | |
| 1983 | UCLA only | UCLA, 27-17 | |
| 1985 | UCLA only | USC, 17-13 | UCLA later advanced to RB after ASU lost |
| 1987 | Both | USC, 17-13 | |
| 1988 | Both | USC, 31-22 | |
| 1993 | Both | UCLA, 27-21 | |
| 2005 | USC only | USC*, 66-19 | RB was BCS Champ. Game participant |
| 2007 | USC only | USC, 24-7 | |
| 2008 | USC only | USC 28-7 | |

When Rose Bowl on line for one OR both teams: USC leads 23*-11-2 (USC is 15*-4 since 1967)

When Rose Bowl on line for BOTH teams: USC leads 15-6-1 (USC has won 10 of the last 11 such games)

When Rose Bowl on line for ONE TEAM ONLY: USC leads 9*-5-1 (when on line for USC only, USC leads 6*-0-1; when on line for UCLA only, UCLA leads 5-3)

**Not including 1 win vacated due to NCAA penalty (original record: 24-11-2 overall, 16-4 since 1967)*

(NOTE: USC-UCLA series dates back to 1929. USC leads overall series, 47**-32-7.)

***Not including 2 wins vacated due to NCAA penalty (original record: 49-32-7)*



DRAMATIC FINISHES



Over the years, USC has been involved in many games featuring dramatic finishes. Here's a sampling of some of the more famous such contests that USC won.

1931--USC 16, Notre Dame 14. Johnny Baker kicked a game-winning 33-yard field goal with 1:00 remaining. All of USC's points came in the fourth quarter. The win snapped Notre Dame's 26-game unbeaten streak and was USC's first-ever win in South Bend. Troy won the national championship.

1938--USC 7, Duke 3 (1939 Rose Bowl). Al Krueger, a second-team end, and fourth-string quarterback Doyle Nave came off the bench to connect on 4 straight passes, the last a 19-yard TD with about 40 seconds left to upset previously unbeaten, untied and unscored-upon Duke.

1939--USC 0, UCLA 0. Bobby Robertson knocked down Ned Matthews' 4-yard pass in the end zone with less than 5 minutes to play to preserve the tie for USC, sending the Trojans to the Rose Bowl.

1941--USC 13, Oregon State 7. Doug Essick caught a game-winning 6-yard pass from Ray Woods with 13 seconds to play.

1951--USC 21, California 14. Leon Sellers scored on a 2-yard run with 2:44 left to snap Cal's 38-game regular season winning streak.

1953--USC 23, Stanford 20. Sam Tsagalakis kicked a victorious 38-yard field goal with 14 seconds left.

1958--USC 15, UCLA 15. Luther Hayes returned a kickoff 74 yards for a TD and Tom Maudlin ran in for the 2-point conversion with 6:50 to play to get the Trojans a tie.

1964--USC 26, California 21. Behind 21-14 in the fourth quarter, USC scored twice late, the second time (while trailing 21-20) on a 22-yard pass from Craig Fertig to Rod Sherman with 50 seconds to culminate a 95-yard drive.

1964--USC 20, Notre Dame 17. Rod Sherman caught a 15-yard TD pass from Craig Fertig with 1:33 to play to upset unbeaten and top-ranked Notre Dame. USC was down, 17-0, at halftime.

1967--USC 21, UCLA 20. O.J. Simpson ran 64 yards for a TD with 10:38 left in the fourth quarter to give USC a Rose Bowl berth and the national championship. It is one of the most famous runs in college football history.

1969--USC 26, Stanford 24. Ron Ayala kicked a game-winning 34-yard field goal with 0:00 on the clock.

1969--USC 14, UCLA 12. Jimmy Jones hit Sam Dickerson with a 32-yard TD pass in the corner of the end zone with 1:32 left, putting USC in the Rose Bowl.

1973--USC 27, Stanford 26. Chris Limahelu kicked a game-winning 34-yard field goal with 3 seconds to play.

1974--USC 18, Ohio State 17 (1975 Rose Bowl). Johnny McKay caught a 38-yard TD pass from Pat Haden with 2:03 remaining to pull USC to within a point of Ohio State. Then Shelton Diggs grabbed the subsequent 2-point conversion pass from Haden for the victory, which wrapped up a national championship for USC.

1977--USC 29, UCLA 27. Frank Jordan kicked a 38-yard field goal with 2 seconds remaining, knocking UCLA out of the Rose Bowl.

1978--USC 27, Notre Dame 25. A year after his late game-winner against UCLA, Frank Jordan kicked a nearly-identical 37-yard field goal with 2 seconds remaining to beat Notre Dame.

1979--USC 17, LSU 12. Kevin Williams caught a game-winning 8-yard TD pass from Paul McDonald with 32 seconds to play.

1979--USC 17, Ohio State 16 (1980 Rose Bowl). Charles White scored on a 1-yard run with 1:32 remaining. USC drove 83 yards in 8 plays on the winning drive, with White carrying 6 times for 71 yards.

1980--USC 20, Tennessee 17. Eric Hipp kicked a victorious 47-yard field goal with 0:00 left.

1981--USC 28, Oklahoma 24. Fred Cornwell caught a 7-yard TD pass from John Mazur with 2 seconds to play to give No. 1 USC the win over No. 2 Oklahoma.

1981--USC 14, Notre Dame 7. Todd Spencer ran 26 yards for the game-winning TD with 4:52 to play.

1981--USC 22, UCLA 21. George Achica broke through the line on the final play of the game to block Norm Johnson's 46-yard field goal try, preserving the win and knocking UCLA out of the Rose Bowl.

1982--USC 17, Notre Dame 13. Michael Harper, fumbling as he dove over the goal line, scored on a controversial winning 1-yard run with 48 seconds to play. It was coach John Robinson's last game of his first tenure at USC.

1983--USC 19, Florida 19. Timmie Ware caught a 25-yard pass from Sean Salisbury with no time on the clock, but USC botched the extra point attempt as coach Ted Tollner's debut ended in a tie.

1985--USC 17, UCLA 13. Rodney Peete scored the winning points on a 1-yard sneak at 1:13 to go.

1986--USC 17, Baylor 14. Don Shafer kicked a game-winning 32-yard field goal in a driving rainstorm with 0:00 on the clock.

1987--USC 12, Arizona 10. Quin Rodriguez kicked an 18-yard field goal with 1:11 remaining, his fourth three-pointer of the game.

1987--USC 17, UCLA 13. Erik Affholter made a juggling, corner-of-the-end zone 33-yard TD catch of a Rodney Peete pass with 7:59 to play in the game, bringing USC all the way back from a 13-0 third quarter deficit. The win put USC in the Rose Bowl.

1988--USC 24, Stanford 20. John Jackson caught a game-winning 10-yard TD pass from Rodney Peete with 1:19 remaining. USC trailed, 13-0, in the second quarter.

1989--USC 18, Washington State 17. Known as "The Drive," Todd Marinovich guided USC 91 yards in 18 plays (all through the air) with 3:31 remaining, culminating with a 2-yard TD pass to Ricky Ervins with 4 seconds to play. Marinovich then hit Gary Wellman for the winning 2-point conversion.

1989--USC 10, UCLA 10. A 54-yard field goal try by UCLA's Alfredo Velasco with 2 seconds to play hit the crossbar and bounced away, preserving the tie.

1989--USC 17, Michigan 10 (1990 Rose Bowl). Rose Bowl MVP Ricky Ervins ran 14 yards for the winning TD with 1:10 to play to cap a 75-yard drive.

1990--USC 35, Ohio State 26. The second half was played in heavy rain with thunder and lightning, getting so bad that officials suspended the game with 2:36 to play after USC recovered an onside kick.

1990--USC 31, California 31. Cal's Robbie Keen missed a 43-yard field goal try with 4 seconds remaining, ending the game in a tie.

1990--USC 45, UCLA 42. In the highest-scoring and perhaps most thrilling USC-UCLA game, Todd Marinovich threw a game-winning 23-yard TD pass to Johnnie Morton with 16 seconds left. The contest featured a 42-point fourth quarter (including 3 TD's in the final 3:09) with 4 lead changes. Morton also caught a 21-yard scoring TD from Marinovich with 3:09 to play to give USC a short-lived 38-35 lead, but Kevin Smith scored on a 1-yard run with 1:19 to go to put the Bruins up 42-38.

1992--USC 31, San Diego State 31. San Diego State's Andy Trakas missed 2 field goals (30 and 55 yards) in the last 0:54 to allow USC to hold onto the tie.

1992--USC 27, California 24. Down 24-13, Estrus Crayton scored twice in the final 5:45 on 2- and 1-yard runs, the second with 2:27 to play to give USC the win. Brian Williams' interception with 2:19 to go sealed Troy's victory.

1995--USC 21, Washington 21. Down 21-0 going into the fourth quarter, USC scored 3 touchdowns, the last a 2-yard pass from Brad Otton to Johnny McWilliams with 33 seconds to go (Adam Rendon's PAT tied it), thus allowing the Trojans to keep hold of the inside track in the Rose Bowl race.

1995--USC 31, Stanford 30. A week after the dramatic Washington tie, USC--behind 16-0 in the second quarter--scored with 39 seconds to play on an 8-yard Kyle Wachholtz pass to Keyshawn Johnson, who then came in as a safety on defense and knocked down a Hail Mary pass at the goal line at the gun.

1996--USC 29, Washington State 24. Delon Washington's 17-yard TD run with 2:05 to play proved decisive and then USC had to hold off the Cougars, who got to the Trojan 11-yard line with 39 seconds to go before fumbling the ball away.

1996--USC 27, Notre Dame 20. In its first overtime win in 3 tries in 1996, Delon Washington scored on a 15-yard run with 1:50 to go in regulation and then barely edged the ball over the goal line on the ensuing 2-point conversion run to tie the game at 20-20. After Rodney Sermons caught a 5-yard TD pass from Brad Otton in the first overtime, Troy stopped the Irish, breaking USC's 13-game non-winning streak to Notre Dame.

1997--USC 20, Notre Dame 17. Adam Abrams' 37-yard field goal with 1:05 to go--4 plays after Mark Cusano ran 27 yards with an interception--gave USC its first win in South Bend since 1981.

1997--USC 24, Oregon 22. Marc Matock partially deflected Joshua Smith's 36-yard field goal try that fell just short with 8 seconds to play to preserve the win.

2000--USC 17, Colorado 14. David Newbury, who had missed a pair of field goals earlier in the game, nailed a 24-yarder with 13 seconds to play for the victory.

2000--USC 34, San Jose State 24. USC, trailing by 12 points midway through the fourth quarter, scored 22 unanswered points in the final 8:07 to win.

2000--USC 44, Arizona State 38. After Arizona State scored 29 consecutive second-half points to force overtime, Chad Pierson scored on a 2-yard run in the second overtime and then Sultan Abdul-Malik forced a Sun Devil fumble which Matt Childers recovered to seal the win.

2000--USC 38, UCLA 35. David Bell, USC's third string kicker at the start of the season, hit a game-winning 36-yard field goal with 9 seconds to play (it was only his second field goal in 6 career attempts, as he had missed 3 previous tries in 2000, including a 24-yarder earlier in the game's fourth quarter).

2001--USC 41, Arizona 34. Kris Richard returned an interception 58 yards for a TD with 1:50 to play after Arizona had battled back from a 21-point second quarter deficit.

2001--USC 16, Oregon State 13. Carson Palmer ran 4 yards on a naked bootleg for the game-winning touchdown in the first overtime period (USC dodged defeat twice late in regulation when Ryan Cesca missed 35- and 29-yard field goals).

2002--USC 24, Auburn 17. Carson Palmer's 1-yard sneak with 1:26 to play gave USC the victory.

2004--USC 23, California 17. Aaron Rodgers, who earlier in the game had completed his first 23 passes (tying an NCAA record), guided Cal to first-and-goal at the USC 9-yard line with 1:47 to play, but a Manuel Wright sack and 3 incomplete passes ended the No. 7 Bears' upset hopes over No. 1 USC.



DRAMATIC FINISHES

2005--USC 34*, Notre Dame 31. Matt Leinart twisted in from the 1-yard line with 3 seconds to play for the win [earlier in that 75-yard drive, he threaded a 61-yard audible pass to Dwayne Jarrett on fourth-and-9 from the USC 26].

2006--USC 28, Arizona State 21. Chauncey Washington's 2-yard run with 4:29 to play was the game-winning touchdown.

2007--USC 24, California 17. Stafon Johnson's 3-yard run with 7:38 to go was the game-winning touchdown in the rain.

2009--USC 18, Ohio State 15. Stafon Johnson's 2-yard run with 1:05 to play capped an 86-yard drive that gave USC the win in front of a deafening Ohio Stadium record crowd of 106,033.

2009--USC 34, Notre Dame 27. USC built a 20-point fourth quarter lead but had to turn away the Irish 4 times near the goal line at game's end.

2009--USC 14, Arizona State 9. USC held off ASU on its final 4 possessions, with Will Harris getting an endzone interception on a Hail Mary pass on the game's final play.

2010--USC 34, Arizona State 33. Joe Houston, who had missed a pair of short earlier field goals, kicked a 23-yard field goal with 3:06 to play and then ASU's Thomas Weber missed a potential game-winning 42-yarder with 1:34 left.

2011--USC 19, Minnesota 17. Torin Harris' midfield interception with 53 seconds left sealed the win after the Gophers came back from a 19-3 halftime deficit.

2011--USC 38, Oregon 35. Down by 24 points late in the third quarter, Oregon scored 3 unanswered touchdowns before Alejandro Maldonado missed a 37-yard field goal at the gun that would have sent the game into overtime.

2013--USC 20, Stanford 17. Following a midfield interception, Andre Heidari's 47-yard field goal with 19 seconds to play gave the win over No. 5 Stanford, as the crowd stormed the field at game's end.

2014--USC 13, Stanford 10. For the second year in a row, Andre Heidari's late field goal beat Stanford, this time a career-long 53-yarder with 2:30 to go.

2014--USC 28, Arizona 26. Arizona nearly overcame a 15-point fourth quarter deficit, but Casey Skowron--following a Trojan timeout to ice him--missed a 36-yard field goal with 12 seconds to play.

2014--USC 45, Nebraska 42 [2014 Holiday Bowl]. USC had an 18-point lead late in the third quarter, but needed a pair of fourth quarter fourth-down defensive stops and then a batted down Hail Mary pass at the gun to hold on.

2016--USC 52, Penn State 49 [2017 Rose Bowl]. Matt Boermeester kicked a 46-yard field goal at the gun--set up by Leon McQuay III's interception with 27 seconds to go--to help USC overcome a 14-point fourth quarter deficit in the highest scoring Rose Bowl in history.

2017--USC 27, Texas 24. After Texas took a 17-14 lead with 45 seconds to play, walk-on Chase McGrath nailed a game-tying 31-yard field goal with no time in regulation [only his second career attempt] and then a game-winning 24-yarder in the second overtime after USC recovered a Texas fumble.

2017--USC 28, Utah 27. USC overcame a 14-point halftime deficit before taking a 28-21 lead on Ronald Jones II's 11-yard somersaulting run with 4:54 to play, then stopped Utah's 2-point conversion run with 42 seconds left.

**Win later vacated due to NCAA penalty*

* * *

Of course, USC has been on the wrong end of some dramatic last-minute finishes, too. For instance, there was the 1926 Notre Dame game [Art Parisien threw a 23-yard TD pass to Butch Niemiec with 2 minutes to go for a 13-12 Irish win], the 1937 Notre Dame game [Mario Tonnelli ran 13 yards for a TD with 1:45 left in the Irish's 13-6 win], the 1944 UCLA game [Johnny Roesch scored twice in the last 2 minutes, including an 80-yard punt return with no time on the clock, and then Bob Waterfield's extra point kick hit the crossbar but rolled over, to give UCLA a 13-13 tie], the 1948 Notre Dame game [Emil Sitko ran for a 2-yard TD with 35 seconds to go and Steve Dracko hit the extra point as Notre Dame, riding a 27-game unbeaten streak, escaped with a 14-14 tie], the 1951 Stanford game [Harry Hugasian's 1-yard TD run with 1:48 to play, following a Skip Crise interception, gave Stanford a 27-20 win], the 1954 Notre Dame game [Jim Morse caught a 72-yard pass from Ralph Guglielmi with 5:57 to go to give Notre Dame a 23-17 victory], the 1963 Notre Dame game [Ken Ivan kicked a 33-yard field goal with 6:38 to go as Notre Dame won, 17-14], the 1965 UCLA game [Kurt Altenberg caught a 52-yard scoring bomb from Gary Beban with about 4 minutes to play as UCLA overcame a 16-6 deficit and won, 20-16], the 1967 Rose Bowl [USC's 2-point conversion pass attempt with 2:28 to play was intercepted by George Catavolos, allowing Purdue to hold onto a 14-13 win], the 1975 Stanford game [Mike Langford kicked a 37-yard field goal with no time on the clock as Stanford won, 13-10], the 1977 Alabama game [under pressure from Alabama's Wayne Hamilton, Rob Hertel's 2-point conversion pass to Mosi Tatupu with 35 seconds to play was intercepted by Barry Krauss, sealing the Tide's 21-20 victory], the 1980 UCLA game [Freeman McNeil pulled down a tipped 58-yard pass from Jay Schroeder for the game-winner at 2:07 to play for a 20-17 win], the 1982 UCLA game [Bruin Karl Morgan preserved UCLA's 20-19 win by sacking Scott Tinsley on an attempted 2-point conversion pass after USC had scored at the gun], the 1986 Notre Dame game [the Irish rallied from a 20-9 halftime deficit, culminated by John Carney's 19-yard field goal as time expired to give Notre Dame a 38-37 win], the 1989 Illinois game [a pair of late fourth quarter Jeff George TD passes, the second to Steve Williams with 2:19 to play, gave the Illini a 14-13 win], the 1991 Stanford game [USC went ahead 21-17 with 3:37 to play only to see Steve Stenstrom hit Chris Walsh with a game-winning 12-yard TD pass with 1:11 left; USC's Cole Ford barely missed a 45-yard field goal at the gun], the 1992 UCLA game [UCLA came back from a 31-17 fourth quarter deficit to go ahead 38-31, only to see Rob Johnson score on a 1-yard sneak with 41 seconds to play, but

Johnson's 2-point conversion pass to Yonnie Jackson was deflected by Bruin Nkosi Littleton], the 1993 Penn State game [Rob Johnson's 2-point conversion pass to Johnny McWilliams with 37 seconds to go fell incomplete, allowing the Nittany Lions to hold on to a 21-20 win], the 1993 UCLA game [a win or tie would have put USC in the Rose Bowl, but Rob Johnson's 3-yard, third-down pass with 56 seconds to play to Tyler Cashman was intercepted in the end zone by Bruin Marvin Goodwin to preserve UCLA's 27-21 victory], the 1996 Arizona State game [after ASU tied the game at 28-28 with 1:30 to play, the teams went to double overtime with Sun Devil Courtney Jackson returning a controversial Brad Otton fumble 85 yards for a TD in the second overtime to end the game in ASU's favor, 48-35], the 1996 UCLA game [USC held a 17-point lead with less than 7 minutes to play in regulation but couldn't hold on and then, in its second double overtime game of the season, the Trojans couldn't score in the second overtime after Skip Hicks' 25-yard TD run gave the Bruins a 48-41 victory], the 1997 Washington State game [Kevin McKenzie made a one-handed grab of a 51-yard Ryan Leaf TD pass with 4:18 to play to give WSU a 28-21 win], the 1998 California game [the Bears scored 22 unanswered points in the final 19 minutes, including a decisive 3-yard TD run by Marcus Fields with 3:30 to play], the 1999 Oregon game [third string kicker Josh Frankel hit a 27-yard field goal in the third overtime to give Oregon a 33-30 win], the 1999 Notre Dame game [the Irish scored 22 unanswered points in the second half, the last when Jabari Holloway recovered a Notre Dame fumble in the end zone with 2:40 to go for a 25-24 win], the 2000 Stanford game [backup Chris Lewis threw a 20-yard TD pass to Jamien McCullum on fourth-and-goal as time expired to give Stanford a 32-30 win], the 2001 Oregon game [after Oregon drove 61 yards on 7 plays in the final minute, Jared Siegel hit a 32-yard field goal with 12 seconds to play for the 24-22 victory], the 2001 Washington game [John Anderson kicked a 32-yard field goal at the gun to give Washington a 27-24 win], the 2002 Washington State game [Drew Dunning hit a 35-yard field goal with 1:50 to play to tie the game and then hit another 35-yarder in the first overtime for the 30-27 victory, after USC's Ryan Killeen--who missed a fourth quarter PAT--missed a 52-yard try in overtime], the 2003 California game [after USC's Ryan Killeen missed a 39-yard field goal in the third overtime, Tyler Fredrickson--who had his 2 previous field goals blocked--hit a 38-yarder to give the Bears a 34-31 win, snapping USC's 11-game winning streak], the 2006 Rose Bowl [Vince Young scrambled for an 8-yard TD on fourth-and-5 with 19 seconds to go in the BCS Championship Game as Texas denied USC an unprecedented third consecutive national championship and snapped Troy's 34-game winning streak; loss later vacated due to NCAA penalty], the 2006 Oregon State game [John David Booty's potential game-tying 2-point conversion pass with 7 seconds to go was knocked down by Jeff Van Orsow to preserve the Beavers' 33-31 upset], the 2007 Stanford game [4 plays after converting on fourth-and-20, backup Tavita Pritchard's 10-yard TD pass to Mark Bradford on fourth-and-goal with 49 seconds to play gave 41-point underdog Stanford a 24-23 victory over No. 2 USC], the 2009 Washington game [Erik Folk kicked a 22-yard field goal with 3 seconds to play to give 3-touchdown underdog Washington a 16-13 upset over No. 3 USC], the 2009 Arizona game [Nick Foles threw a 36-yard TD pass to Juron Criner with 3:14 to play for a 21-17 Wildcats win], the 2010 Washington game [for the second straight year, Erik Folk kicked a late game-winning field goal, this time a 32-yarder at the gun for a 32-31 Huskies upset win], the 2010 Stanford game [for the second week in a row, USC lost on a field goal at the gun, this time a 30-yarder by Nate Whitaker to give Stanford a 37-35 win], the 2010 Notre Dame game [Robert Hughes ran for a 5-yard TD with 2:23 to play and, after USC drove to the Irish 23-yard line, Harris Smith intercepted Mitch Mustain at the 1-yard line to preserve a 20-16 Notre Dame win], the 2011 Stanford game [after the teams combined for 24 points in the fourth quarter, with Stanford tying the game with 38 seconds in regulation, the Cardinal recovered a fumble in the end zone in the third overtime to get the win], the 2013 Washington State game [Andrew Furney kicked a 41-yard field goal with 3:03 to play to give the Cougars a 10-7 win, its first over USC since 2002], the 2014 Arizona State game [backup Mike Bercovici threw a 46-yard Hail Mary TD pass to Jaelen Strong at the gun for a 38-34 win], the 2014 Utah game [Travis Wilson threw a 1-yard TD pass to Kaelin Clay with 8 seconds to play for the 24-21 victory], the 2015 Holiday Bowl [after USC took its first lead with 10:19 remaining, Rafael Gaglianone kicked a 29-yard field goal with 2:27 to play for Wisconsin's 23-21 win], the 2016 Utah game [Tim Patrick caught an 18-yard TD pass from Troy Williams with 16 seconds to play to help the Utes overcome a 10-point deficit midway through the fourth quarter for a 31-27 win] and the 2017 Washington State game [Erik Powell kicked a 32-yard field goal with 1:40 to play for a 30-27 upset victory].



JIMMY GUNN



SID SMITH



“THE COMEBACK”

1974: USC 55, Notre Dame 24

In what is regarded as one of the most dramatic and incredible comebacks in the history of college football, the 1974 Trojans erased a 24-point deficit to beat Notre Dame, 55-24, in the Coliseum. In a December 1998 list by SPDR magazine, the game was ranked as the No. 6 top college football moment of the 20th century.

USC trailed the Irish, 24-0, late in the first half, and the Trojans' chances looked bleak because Notre Dame sported the nation's top-ranked defense. But with 10 seconds remaining before halftime, Anthony Davis scored on a 7-yard pass from Pat Haden (Troy's extra point kick was blocked) to send the Trojans into the lockerroom behind 24-6...but with a glimmer of hope.

Davis took the opening kickoff of the second half and raced 102 yards for a score, opening the floodgates as USC rallied for 35 points in the third quarter. Davis scored 2 more times that quarter, both on short runs, and Haden threw TD passes of 18 and 45 yards to Johnny McKay.

Then, before 2 minutes had elapsed in the fourth quarter, Haden hit Shelton Diggs for a 16-yard score and Charles Phillips returned an interception 58 yards for a touchdown.

In all, USC blitzed to its 55 points in under 17 minutes.

“We turned into madmen,” was how Davis described the comeback.

Added receiver Johnny McKay, son of USC coach John McKay, right after the game: “I can’t understand it. I’m gonna sit down tonight and have a beer and think about it. Against Notre Dame? Maybe against Kent State...but Notre Dame?”

The victory propelled USC, which then beat Ohio State in the Rose Bowl, 18-17, to the national championship.

Interestingly, that Rose Bowl win was dramatic, too. USC trailed, 17-10, with just minutes left. Then Haden teamed with McKay on a 38-yard TD pass with 2:03 to go, and followed that with a 2-point conversion toss to Diggs for the victory.


USC'S OVERTIME GAMES

(4-6)


| Year | Opponent | Score | Overtimes |
|------|------------------|---------|-----------|
| 1996 | Arizona State | L 48-35 | 2 |
| 1996 | UCLA | L 48-41 | 2 |
| 1996 | Notre Dame | W 27-20 | 1 |
| 1999 | Oregon | L 33-30 | 3 |
| 2000 | Arizona State | W 44-38 | 2 |
| 2001 | Oregon State | W 16-13 | 1 |
| 2002 | Washington State | L 30-27 | 1 |
| 2003 | California | L 34-31 | 3 |
| 2011 | Stanford | L 56-48 | 3 |
| 2017 | Texas | W 27-24 | 2 |

USC'S LAST MINUTE GAME-WINNING FIELD GOALS

| Name | Year | Opponent | Length | Time Left | Final Score |
|------------------|------|-----------------------|----------|-----------|-------------|
| Johnny Baker | 1931 | at Notre Dame | 33 yards | 1:00 | 16-14 |
| Sam Tsagalakis | 1953 | Stanford | 38 yards | 0:14 | 23-20 |
| Ron Ayala | 1969 | Stanford | 34 yards | 0:00 | 26-24 |
| Chris Limahelu | 1973 | Stanford | 34 yards | 0:03 | 27-26 |
| Frank Jordan | 1977 | UCLA | 38 yards | 0:02 | 29-27 |
| Frank Jordan | 1978 | Notre Dame | 37 yards | 0:02 | 27-25 |
| Eric Hipp | 1980 | at Tennessee | 47 yards | 0:00 | 20-17 |
| Don Shafer | 1986 | at Baylor | 32 yards | 0:00 | 17-14 |
| Quin Rodriguez | 1987 | Arizona | 18 yards | 1:11 | 12-10 |
| Adam Abrams | 1997 | at Notre Dame | 37 yards | 1:05 | 20-17 |
| David Newbury | 2000 | Colorado | 24 yards | 0:13 | 17-14 |
| David Bell | 2000 | at UCLA | 36 yards | 0:09 | 38-35 |
| Andre Heidari | 2013 | Stanford | 47 yards | 0:19 | 20-17 |
| Matt Boormeester | 2016 | vs. Penn State (Rose) | 46 yards | 0:00 | 52-49 |
| Chase McGrath | 2017 | Texas | 24 yards | 2OT | 27-24 |



GUS SHAVER




STAN WILLIAMSON



GEORGE ACHICA



TONY SLATON



AL COWLINGS



CLARENCE DAVIS



USC: AMERICA'S BOWL TEAM

USC has a remarkable record in bowl games. The Trojans have the nation's eighth highest bowl winning percentage (.654) among the 96 schools that have made at least 10 bowl appearances (behind Marshall's .857, Utah's .773, Louisiana Tech's .750, San Jose State's .700, Wake Forest's .692, Boise State's .667 and Oklahoma State's .655) *(not including 1 USC win and 1 USC loss vacated due to NCAA penalty; original record: .648)*. USC's 34 bowl victories is second behind Alabama's 40 for the most in the nation *(not including 1 win for both teams vacated due to NCAA penalty; original record: 35 for USC, 41 for Alabama)*. Troy's 52 bowl appearances are tied for fifth most with Tennessee and Oklahoma, behind Alabama (69), Texas (55) and Georgia (55) and Nebraska (53) *(not including 2 USC appearances and 1 Alabama appearance vacated due to NCAA penalty; original record: 54 for USC, 70 for Alabama)*. USC once won 9 consecutive bowl games (the 1923-30-32-33-39-40-44-45 Rose Bowls and 1924 Christmas Festival); only Florida State has won more in a row (11).

USC's overall post-season record is 34-18 *(not including 1 win and 1 loss vacated due to NCAA penalty; original record: 35-19)*. The Trojans were a bowl participant each year they were eligible from 1972 to 1990.

USC has appeared in an unprecedented 33 Rose Bowls, where it has a 25-8 mark (.758) *(not including 1 appearance and 1 loss later vacated due to NCAA penalty; original record: 34 Rose Bowls, 25-9, .735)*. That is not only the most Rose Bowl wins of any team, but also the most wins by a school in a single bowl. USC has won 12 of its last 14 Rose Bowls *(not including 1 appearance and 1 loss later vacated due to NCAA penalty; original record: 12 of its last 15)*. USC is the only team to win 3 consecutive Rose Bowls (2007-08-09). USC twice played in 4 consecutive Rose Bowl games (1967 to 1970 and 2006 to 2009); Ohio State (1973 to 1976) is the only other team to have done so.

USC has also appeared in 13 other bowls--the Christmas Festival, Liberty Bowl, Bluebonnet Bowl, Fiesta Bowl, Aloha Bowl, Florida Citrus Bowl, Sun (John Hancock) Bowl (3 times), Freedom Bowl (twice), Cotton Bowl (twice), Las Vegas Bowl (twice), Orange Bowl (twice), Emerald Bowl and Holiday Bowl (twice).

USC made 5 BCS bowl appearances (2003 Orange, 2004 Rose, 2007 Rose, 2008 Rose, 2009 Rose) *(not including 2 appearances--2005 Orange and 2006 Rose--vacated by NCAA penalty; original record: an unprecedented 7 consecutive BCS bowl appearances)*. USC's 5 overall BCS bowl trips tied for seventh most, behind Ohio State's 9, Oklahoma's 9, Florida State's 8, Florida's 7, Virginia Tech's 6 and Alabama's 6 *(not including 2 appearances vacated by NCAA penalty; original record: 7 appearances, tied for fourth most; also, 1 Ohio State appearance vacated by NCAA penalty)*. USC's 5 BCS bowl victories tied with Ohio State for the most of any school *(not including 1 win vacated due to NCAA penalty; original record: 6 victories, tied with Ohio State for most; also, 1 Ohio State win vacated by NCAA penalty)*.

Nation's Leading Bowl Teams (Based on total victories)

| | W | L | T | PCT. |
|---------------|------|------|---|------|
| Alabama | 40* | 26 | 3 | .601 |
| USC | 34** | 18** | 0 | .654 |
| Georgia | 31 | 21 | 3 | .591 |
| Penn State | 29 | 18 | 2 | .612 |
| Oklahoma | 29 | 22 | 1 | .567 |
| Texas | 29 | 24 | 2 | .545 |
| Tennessee | 28 | 24 | 0 | .538 |
| Florida State | 27* | 16 | 2 | .622 |
| LSU | 26 | 23 | 1 | .530 |
| Nebraska | 26 | 27 | 0 | .491 |
| Georgia Tech | 25 | 20 | 0 | .556 |

*Not including 1 win vacated due to NCAA penalty (original record: 41-26-3, .607 for Alabama, 28-16-2, .630 for Florida State)

**Not including 1 win and 1 loss vacated due to NCAA penalty (original record: 35-19, .648)



USC's Rose Bowl Record

- 1923--USC 14, Penn State 3
- 1930--USC 47, Pittsburgh 14
- 1932--USC 21, Tulane 12
- 1933--USC 35, Pittsburgh 0
- 1939--USC 7, Duke 3
- 1940--USC 14, Tennessee 0
- 1944--USC 29, Washington 0
- 1945--USC 25, Tennessee 0
- 1946--Alabama 34, USC 14
- 1948--Michigan 49, USC 0
- 1953--USC 7, Wisconsin 0
- 1955--Ohio State 20, USC 7
- 1963--USC 42, Wisconsin 37
- 1967--Purdue 14, USC 13
- 1968--USC 14, Indiana 3
- 1969--Ohio State 27, USC 16
- 1970--USC 10, Michigan 3
- 1973--USC 42, Ohio State 17
- 1974--Ohio State 42, USC 21
- 1975--USC 18, Ohio State 17
- 1977--USC 14, Michigan 6
- 1979--USC 17, Michigan 10
- 1980--USC 17, Ohio State 16
- 1985--USC 20, Ohio State 17
- 1988--Michigan State 20, USC 17
- 1989--Michigan 22, USC 14
- 1990--USC 17, Michigan 10
- 1996--USC 41, Northwestern 32
- **2004--USC 28, Michigan 14
- **2006--Texas 41, USC 38* (BCS Championship)
- **2007--USC 32, Michigan 18
- **2008--USC 49, Illinois 17
- **2009--USC 38, Penn State 24
- 2017--USC 52, Penn State 49

USC's Record in Other Bowls

- 1924--USC 20, Missouri 7 (Christmas Festival)
- 1975--USC 20, Texas A&M 0 (Liberty Bowl)
- 1977--USC 47, Texas A&M 28 (Bluebonnet Bowl)
- 1982--Penn State 26, USC 10 (Fiesta Bowl)
- 1985--Alabama 24, USC 3 (Aloha Bowl)
- 1987--Auburn 16, USC 7 (Florida Citrus Bowl)
- 1990--Michigan State 17, USC 16 (John Hancock Bowl)
- 1992--Fresno State 24, USC 7 (Freedom Bowl)
- 1993--USC 28, Utah 21 (Freedom Bowl)
- 1995--USC 55, Texas Tech 14 (Cotton Bowl)
- 1998--TCU 28, USC 19 (Sun Bowl)
- 2001--Utah 10, USC 6 (Las Vegas Bowl)
- **2003--USC 38, Iowa 17 (Orange Bowl)
- **2005--USC 55*, Oklahoma 19 (Orange Bowl, BCS Championship)
- 2009--USC 24, Boston College 13 (Emerald Bowl)
- 2012--Georgia Tech 21, USC 7 (Sun Bowl)
- 2013--USC 45, Fresno State 20 (Las Vegas Bowl)
- 2014--USC 45, Nebraska 42 (Holiday Bowl)
- 2015--Wisconsin 23, USC 21 (Holiday Bowl)
- 2017--Ohio State 24, USC 7 (Cotton Bowl Classic)
- **BCS Bowl Game
- *2005 win and 2006 loss later vacated due to NCAA penalty



**1923 Rose Bowl
USC 14, Penn State 3**

In the first Rose Bowl game played in the present Rose Bowl stadium, USC, a substitute Western entry for California, which had declined the invitation, defeated Penn State, 14-3. USC's first touchdown was set up by Harold Galloway, who caught a pass while flat on his back at the two-yard line. Penn State arrived at the game 45 minutes late after being caught in a traffic jam, and the game concluded in moonlight as sportswriters had to strike matches to complete their stories.

| | | | | | |
|------------|---|---|---|---|-------|
| USC | 0 | 7 | 7 | 0 | -- 14 |
| Penn State | 3 | 0 | 0 | 0 | -- 3 |

Scoring: USC--Touchdowns, Campbell, Baker. PAT, Hawkins (2).
Penn State--Field Goal, Palm.
Attendance: 43,000 Date: Jan. 1

**1924 Christmas Festival
USC 20, Missouri 7**

Played on Christmas Day in the Coliseum, USC posted one of its biggest wins in its early history, 20-7 over Missouri. The Trojans stopped the Tigers early, then dominated the latter part of the contest, with Hayden Pythian, Wallace Newman and Henry Lefebvre starring.

| | | | | | |
|----------|---|---|----|---|-------|
| Missouri | 0 | 0 | 0 | 7 | -- 7 |
| USC | 0 | 0 | 20 | 0 | -- 20 |

Scoring: USC--Touchdowns, Lefebvre, Badgro, Pythian.
PAT, Hawkins (2).
Missouri--Touchdown, Walsh. PAT, Walsh.
Attendance: 47,000 Date: Dec. 25

**1930 Rose Bowl
USC 47, Pittsburgh 14**

Quarterbacks Russ Saunders and Marshall Duffield combined to pass for 279 yards and four touchdowns to lead Coach Howard Jones' first USC Rose Bowl team past Pittsburgh, 47-14. Saunders' first three passes went for touchdowns, two to Trojan end Harry Edelson. USC built a 26-0 halftime lead in coasting to the triumph.

| | | | | | |
|------------|----|----|----|---|-------|
| USC | 13 | 13 | 14 | 7 | -- 47 |
| Pittsburgh | 0 | 0 | 7 | 7 | -- 14 |

Scoring: USC--Touchdowns, Edelson (2), Duffield (2), Pinckert, Saunders, Wilcox. PAT, Shaver (2), Baker (2), Duffield.
Pittsburgh--Touchdowns, Walinchus, Collins.
PAT, Parkinson (2).
Attendance: 72,000 Date: Jan. 1

**1932 Rose Bowl
USC 21, Tulane 12**

Erny Pinckert ran for touchdowns of 25 and 30 yards to lead USC's Thundering Herd to a 21-0 halftime lead, and the Trojans held off Bernie Bierman's Tulane team in the second half for a 21-12 victory. Six USC players on that team were named All-American during their college careers.

| | | | | | |
|--------|---|---|----|---|-------|
| USC | 0 | 7 | 14 | 0 | -- 21 |
| Tulane | 0 | 0 | 6 | 6 | -- 12 |

Scoring: USC--Touchdowns, Sparling, Pinckert (2). PAT, Baker (3).
Tulane--Touchdowns, Haynes, Glover.
Attendance: 75,562 Date: Jan. 1

**1933 Rose Bowl
USC 35, Pittsburgh 0**

Quarterback Cotton Warburton scored two touchdowns as USC wore down a lighter Pittsburgh team for a 35-0 win. Warburton, a 145-pounder who went on to become one of the Trojans' greatest backs, broke the game open in the second half.

| | | | | | |
|------------|---|---|---|----|-------|
| USC | 7 | 0 | 7 | 21 | -- 35 |
| Pittsburgh | 0 | 0 | 0 | 0 | -- 0 |

Scoring: USC--Touchdowns, Palmer, Griffith, Warburton (2), Barber. PAT, Smith (4), Lady.
Attendance: 78,874 Date: Jan. 2

**1939 Rose Bowl
USC 7, Duke 3**

A fourth-string quarterback, Doyle Nave, who had played only 28 1/2 minutes all year, came off the bench to fire four straight passes to second team end Al Krueger, the last a 19-yard touchdown aerial, in the last two minutes to edge Duke, 7-3. Those were the only points scored on previously undefeated Duke all season.

| | | | | | |
|------|---|---|---|---|------|
| USC | 0 | 0 | 0 | 7 | -- 7 |
| Duke | 0 | 0 | 0 | 3 | -- 3 |

Scoring: USC--Touchdown, Krueger. PAT, Gaspar.
Duke--Field Goal, Ruffa.
Attendance: 89,452 Date: Jan. 2

**1940 Rose Bowl
USC 14, Tennessee 0**

USC overpowered Tennessee, which hadn't been scored upon in 15 consecutive games, 14-0, to hand the Volunteers their first loss in 24 games and to give Trojan coach Howard Jones, who died in the summer of 1941, a perfect 5-0 record in the Rose Bowl. USC's final touchdown was scored on a pass from Amby Schindler to Al Krueger, who had caught the winning TD pass in 1939.

| | | | | | |
|-----------|---|---|---|---|-------|
| USC | 0 | 7 | 0 | 7 | -- 14 |
| Tennessee | 0 | 0 | 0 | 0 | -- 0 |

Scoring: USC--Touchdown, Schindler, Krueger. PAT, Jones, Gaspar.
Attendance: 92,200 Date: Jan. 1

**1944 Rose Bowl
USC 29, Washington 0**

In the only Rose Bowl game which was not inter-sectional (because of wartime travel restrictions), USC raced past Washington, 29-0. Quarterback Jim Hardy led the Trojans, throwing three touchdown passes. Washington entered the game as a strong favorite.

| | | | | | |
|------------|---|---|----|---|-------|
| USC | 0 | 7 | 13 | 9 | -- 29 |
| Washington | 0 | 0 | 0 | 0 | -- 0 |

Scoring: USC--Touchdowns, G. Callanan (2), G. Gray (2).
PAT, Jamison (3). Safety, Planck blocked Austin's punt which was recovered in end zone by Washington.
Attendance: 68,000 Date: Jan. 1

**1945 Rose Bowl
USC 25, Tennessee 0**

Quarterback Jim Hardy passed for two touchdowns and ran for a third as USC defeated Tennessee, 25-0. Hardy thus in two games threw for five touchdowns and scored a sixth. Tennessee fielded a predominantly freshman team.

| | | | | | |
|-----------|---|---|---|----|-------|
| USC | 6 | 6 | 0 | 13 | -- 25 |
| Tennessee | 0 | 0 | 0 | 0 | -- 0 |

Scoring: USC--Touchdowns, J. Callanan, Salata, J. Hardy, MacLachlan. PAT, West.
Attendance: 91,000 Date: Jan. 1

**1946 Rose Bowl
Alabama 34, USC 14**

Harry Gilmer, known more as a passer, ran for 113 yards while Alabama's defense choked off USC to give the Crimson Tide a 34-14 victory. Alabama allowed USC just six yards of rushing and 35 passing. It was USC's first loss in the Rose Bowl following eight victories.

| | | | | | |
|---------|---|----|---|----|-------|
| Alabama | 7 | 13 | 7 | 7 | -- 34 |
| USC | 0 | 0 | 0 | 14 | -- 14 |

Scoring: Alabama--Touchdowns, Self (2), Gilmer, Tew, Hodges.
PAT, Morrow (4).
USC--Touchdowns, Adelman, Clark. PAT, Lillywhite (2).
Attendance: 93,000 Date: Jan. 1

BOWL GAME SUMMARIES

1948 Rose Bowl Michigan 49, USC 0

Michigan, under Coach Fritz Crisler gunning for the national championship, defeated USC, 49-0, to duplicate its 1902 triumph over Stanford. Halfback Robert Chappuis ran for 91 yards, passed for 188, and made six key plays which set up or scored five touchdowns.

| | | | | | |
|----------|---|----|---|----|-------|
| Michigan | 7 | 14 | 7 | 21 | -- 49 |
| USC | 0 | 0 | 0 | 0 | -- 0 |

Scoring: Michigan--Touchdowns, Weisenburger (3), C. Elliott, Yerges, Derricotte, Rifenburg. PAT, Brieske (7).
Attendance: 93,000 Date: Jan. 1

1953 Rose Bowl USC 7, Wisconsin 0

Substitute quarterback Rudy Bukich threw a 22-yard touchdown pass to Al "Hoagy" Carmichael in the third quarter which held up for a 7-0 USC triumph over Wisconsin to give the Pacific Coast its first victory over the Big Ten since the two conferences began their agreement in 1947. Jess Hill, the Trojan coach who played on the 1929 USC team, became the first man to have played on and coached winning Rose Bowl teams.

| | | | | | |
|-----------|---|---|---|---|------|
| USC | 0 | 0 | 7 | 0 | -- 7 |
| Wisconsin | 0 | 0 | 0 | 0 | -- 0 |

Scoring: USC--Touchdown, Carmichael. PAT, Tsagalakis.
Attendance: 101,500 Date: Jan. 1

1955 Rose Bowl Ohio State 20, USC 7

Woody Hayes made his first trek to the Rose Bowl as a coach and his national champion Ohio State team defeated USC, 20-7, in the mud and rain. Dave Leggett quarterbacked the Buckeyes to three touchdowns and USC's Aramis Dandoy returned a punt 86 yards for a touchdown. UCLA was PCC champion, but was barred from returning by the conference's "no-repeat" rule.

| | | | | | |
|------------|---|----|---|---|-------|
| Ohio State | 0 | 14 | 0 | 6 | -- 20 |
| USC | 0 | 7 | 0 | 0 | -- 7 |

Scoring: Ohio State--Touchdowns, Leggett, Watkins, Harkrader. PAT, Weed, Watkins.
USC--Touchdown, Dandoy. PAT, Tsagalakis.
Attendance: 89,191 Date: Jan. 1

1963 Rose Bowl USC 42, Wisconsin 37

John McKay made his debut in the Rose Bowl as USC coach and saw his undefeated national champion Trojans outscore Wisconsin, 42-37. USC, with Pete Beathard throwing four touchdown passes, ran up a 42-14 lead. Then Wisconsin's Ron VanderKelen got hot, bringing the Badgers to within five points when time ran out. VanderKelen completed 33 of 48 passes for 401 yards, and 11 Rose Bowl records were broken.

| | | | | | |
|-----------|---|----|----|----|-------|
| USC | 7 | 14 | 14 | 7 | -- 42 |
| Wisconsin | 7 | 0 | 7 | 23 | -- 37 |

Scoring: USC--Touchdowns, Bedsole (2), Butcher, Wilson, Heller, F. Hill. PAT, Lupo (6).
Wisconsin--Touchdowns, Kurek, VanderKelen, Holland, Korner, Richter. PAT, Korner (5).
Safety, USC bad center snap downed in end zone by USC.
Attendance: 98,698 Date: Jan. 1

1967 Rose Bowl Purdue 14, USC 13

A two-point conversion attempt by USC with less than three minutes remaining was foiled and Purdue emerged a 14-13 victor. After Troy Winslow flipped a 19-yard touchdown pass to Rod Sherman, Boilermaker back George Catavolos intercepted the conversion pass. Perry Williams scored both Purdue touchdowns on short bursts.

| | | | | | |
|--------|---|---|---|---|-------|
| Purdue | 0 | 7 | 7 | 0 | -- 14 |
| USC | 0 | 7 | 0 | 6 | -- 13 |

Scoring: Purdue--Touchdowns, P. Williams (2). PAT, Griese (2).
USC--Touchdowns, McCall, Sherman. PAT, Rossovich.
Attendance: 100,807 Date: Jan. 2

1968 Rose Bowl USC 14, Indiana 3

O.J. Simpson ran for 128 yards and scored both USC touchdowns on short blasts as the Trojans defeated Indiana, 14-3, to wrap up the national football title. USC started the game without five regulars and lost two more during the game, but had enough depth to prevail.

| | | | | | |
|---------|---|---|---|---|-------|
| USC | 7 | 0 | 7 | 0 | -- 14 |
| Indiana | 0 | 3 | 0 | 0 | -- 3 |

Scoring: USC--Touchdowns, Simpson (2). PAT, Aldridge (2).
Indiana--Field Goal, Kornowa.
Attendance: 102,946 Date: Jan. 1

1969 Rose Bowl Ohio State 27, USC 16

Rex Kern quarterbacked national champion Ohio State to a 27-16 defeat of USC, overcoming a 10-0 deficit and heroics by Trojan O.J. Simpson. Simpson, the Heisman Trophy winner, rushed for 171 yards, including an 80-yard touchdown scamper. But five USC turnovers and Ohio State's power proved too much.

| | | | | | |
|------------|---|----|---|----|-------|
| Ohio State | 0 | 10 | 3 | 14 | -- 27 |
| USC | 0 | 10 | 0 | 6 | -- 16 |

Scoring: Ohio State--Touchdowns, Otis, Hayden, Gillian.
Field Goals, Roman (2). PAT, Roman (2).
USC--Touchdowns, Simpson, Dickerson. PAT, Ayala.
Field Goal, Ayala.
Attendance: 102,063 Date: Jan. 1

1970 Rose Bowl USC 10, Michigan 3

A record fourth straight appearance by USC was culminated in a 10-3 victory over Michigan, whose coach Bo Schembechler suffered a heart attack and missed the game. The Trojans' "Wild Bunch" on defense held Michigan to a field goal while a 33-yard pass from Jimmy Jones to Bobby Chandler was the margin of victory.

| | | | | | |
|----------|---|---|---|---|-------|
| USC | 3 | 0 | 7 | 0 | -- 10 |
| Michigan | 0 | 3 | 0 | 0 | -- 3 |

Scoring: USC--Touchdown, Chandler. PAT, Ayala. Field Goal, Ayala.
Michigan--Field Goal, Gillian.
Attendance: 103,878 Date: Jan. 1

1973 Rose Bowl USC 42, Ohio State 17

Fullback Sam Cunningham, known primarily for his superb blocking, dived for four touchdowns, a modern era Rose Bowl record, as USC defeated Ohio State, 42-17, to win the national title. USC broke away after a 7-7 halftime tie as Anthony Davis ran for 157 yards and Mike Rae threw for 229.

| | | | | | |
|------------|---|---|----|----|-------|
| USC | 7 | 0 | 21 | 14 | -- 42 |
| Ohio State | 0 | 7 | 3 | 7 | -- 17 |

Scoring: USC--Touchdowns, Swann, Cunningham (4), Davis. PAT, Rae (6).
Ohio State--Touchdowns, Keith, Bledsoe. PAT, Conway (2). Field Goal, Conway.
Attendance: 106,869 Date: Jan. 1

1974 Rose Bowl Ohio State 42, USC 21

The 1974 game was a reverse of the 1973 contest as Ohio State, held to a 14-14 tie at halftime, exploded in the second half for a 42-21 win over USC. Freshman fullback Pete Johnson scored three touchdowns and Archie Griffin ran for 149 yards. But the Player of the Game was OSU quarterback Cornelius Greene, who completed six of eight passes for 129 yards and scrambled effectively.

| | | | | | |
|------------|---|----|----|----|-------|
| Ohio State | 7 | 7 | 13 | 15 | -- 42 |
| USC | 3 | 11 | 7 | 0 | -- 21 |

Scoring: Ohio State--Touchdowns, Johnson (3), Greene, Elia, Griffin. PAT, Conway (4). Greene (2-pointer).
USC--Touchdowns, McKay, Davis. PAT, Limahelu, McKay (2-pointer). Field Goals, Limahelu (2).
Attendance: 105,267 Date: Jan. 1



**1975 Rose Bowl
USC 18, Ohio State 17**

Rhodes scholar Pat Haden threw a 38-yard touchdown pass late in the game to John McKay, the coach's son, then fired a two-point conversion pass to Shelton Diggs to give USC a narrow 18-17 win over Ohio State and the national title. Haden threw for 181 yards and two touchdowns to offset the loss of Anthony Davis, who suffered a rib injury.

| | | | | | |
|--------------------|---|---------------------|----------|-----------|--------------|
| USC | 3 | 0 | 0 | 15 | -- 18 |
| Ohio State | 0 | 7 | 0 | 10 | -- 17 |
| Scoring: | USC--Touchdowns, Obradovich, McKay, PAT, Limahelu, Diggs (2-pointer). Field Goal, Limahelu. Ohio State--Touchdowns, Henson, Greene. PAT, Klaban (2). Field Goal, Klaban. | | | | |
| Attendance: | 106,721 | Date: Jan. 1 | | | |

**1975 Liberty Bowl
USC 20, Texas A&M 0**

In coach John McKay's final game at USC, his Trojans shook off a four-game losing streak and surprised favored Texas A&M in Memphis, 20-0. USC's defense came up with many big plays, while the offense was able to move against the nationally-ranked Aggie defense. Vince Evans threw a 65-yard bomb to Randy Simmrin to set up one touchdown and Liberty Bowl MVP Ricky Bell ran 76 yards with a screen pass for another TD.

| | | | | | |
|----------------------|--|----------------------|----------|----------|--------------|
| USC | 3 | 17 | 0 | 0 | -- 20 |
| Texas A&M | 0 | 0 | 0 | 0 | -- 0 |
| Scoring: | USC--Touchdowns, Tatupu, Bell, PAT, Walker (2). Field Goal, Walker. | | | | |
| Attendance: | 52,129 | Date: Dec. 22 | | | |

**1977 Rose Bowl
USC 14, Michigan 6**

After an opening game loss, USC won its 11th-straight game by grinding out a 14-6 win over Michigan. Michigan's Rob Lytle opened the scoring with a one-yard plunge, but Trojan quarterback Vince Evans got that back with a one-yard rollout. Freshman tailback Charles White, filling in for the injured Ricky Bell, rushed for 122 yards, including a seven-yard scoring jaunt that closed out the scoring for USC. John Robinson became only the second rookie coach from the Pac-8 to capture a Rose Bowl.

| | | | | | |
|--------------------|--|---------------------|----------|----------|--------------|
| Michigan | 0 | 6 | 0 | 0 | -- 6 |
| USC | 0 | 7 | 0 | 7 | -- 14 |
| Scoring: | Michigan--Touchdown, Lytle. USC--Touchdowns, Evans, White, PAT, Walker (2). | | | | |
| Attendance: | 106,182 | Date: Jan. 1 | | | |

**1977 Bluebonnet Bowl
USC 47, Texas A&M 28**

In a wild game in Houston's Astrodome, USC beat Texas A&M, 47-28. Down 14-0 in the first quarter, the Trojans scored the next 34 points and coasted to victory. Both teams combined for 1,139 yards of total offense, including 620 by USC. Dwight Ford raced 94 yards for a score, a USC record, while Rob Hertel threw four touchdown passes (including two to Calvin Sweeney).

| | | | | | |
|----------------------|--|----------------------|-----------|-----------|--------------|
| USC | 7 | 13 | 14 | 13 | -- 47 |
| Texas A&M | 14 | 0 | 0 | 14 | -- 28 |
| Scoring: | USC--Touchdowns, Sweeney (2), White, Simmrin, Ford, Tatupu, PAT, Jordan (3), Burns (2-pointer). Field Goals, Jordan (2). Texas A&M--Touchdowns, Woodard (2), Moseley, Armstrong, PAT, Franklin (4). | | | | |
| Attendance: | 52,842 | Date: Dec. 31 | | | |

**1979 Rose Bowl
USC 17, Michigan 10**

In a tough defensive struggle, the Pac-10 ran its victory string to five in a row as USC outlasted Michigan 17-10. Trojan tailback Charles White rushed for 99 yards and scored what proved to be the decisive touchdown on a disputed three-yard plunge in the second quarter. Michigan quarterback Rick Leach almost brought the Wolverines back from a 14-point halftime deficit by completing eight of 11 second-half passes, including a 44-yard scoring bomb to Roosevelt Smith. White and Leach shared Player of the Game honors.

| | | | | | |
|--------------------|--|---------------------|----------|----------|--------------|
| USC | 7 | 10 | 0 | 0 | -- 17 |
| Michigan | 0 | 3 | 7 | 0 | -- 10 |
| Scoring: | USC--Touchdowns, Brenner, White, PAT, Jordan (2). Field Goal, Jordan. Michigan--Touchdown, R. Smith, PAT, Willner. Field Goal, Willner. | | | | |
| Attendance: | 105,629 | Date: Jan. 1 | | | |

**1980 Rose Bowl
USC 17, Ohio State 16**

USC's Heisman Trophy winning tailback Charles White stole the show as he led the Trojans to a come-from-behind win in one of the most exciting games in Rose Bowl history. White, named Player of the Game for the second straight year, rushed for a Rose Bowl record 247 yards, including a one-yard touchdown dive with 1:32 remaining in the game that gave USC the win. The Trojans jumped out to an early 10-0 lead, but Ohio State came back to take a 16-10 lead in the fourth quarter. Then White took over. With 5:21 remaining in the game, the Trojans got the ball on their own 17-yard line. USC marched 83 yards in eight plays, all on the ground. On the winning drive, White carried six times for 71 yards.

| | | | | | |
|--------------------|--|---------------------|----------|----------|--------------|
| USC | 3 | 7 | 0 | 7 | -- 17 |
| Ohio State | 0 | 10 | 3 | 3 | -- 16 |
| Scoring: | USC--Touchdowns, K. Williams, White, PAT, Hipp (2). Field Goal, Hipp. Ohio State--Touchdown, G. Williams, PAT, Janakievski. Field Goals, Janakievski (3). | | | | |
| Attendance: | 105,526 | Date: Jan. 1 | | | |

**1982 Fiesta Bowl
Penn State 26, USC 10**

Penn State's fine defense and key Trojan miscues led to USC's first non-Rose Bowl post-season defeat, 26-10. Marcus Allen, who was held to 85 yards, fumbled away the ball on USC's first possession and the Lions' Curt Warner, who gained 145 yards, went in to score several plays later. USC's only touchdown came on a 20-yard interception by Chip Banks.

| | | | | | |
|--------------------|---|---------------------|----------|----------|--------------|
| Penn State | 7 | 10 | 9 | 0 | -- 26 |
| USC | 7 | 0 | 3 | 0 | -- 10 |
| Scoring: | Penn State--Touchdowns, Warner (2), Garrity, PAT, Franco (3). Field Goal, Franco. Safety, Paffenroth blocked punt out of end zone. USC--Touchdown, Banks, PAT, Jordan. Field Goal, Jordan. | | | | |
| Attendance: | 71,053 | Date: Jan. 1 | | | |

**1985 Rose Bowl
USC 20, Ohio State 17**

USC's defense prevailed over Ohio State's potent offense featuring Heisman Trophy runnerup Keith Byars, 20-17. Interceptions set up USC's two touchdowns and the Trojan defense also stopped two key Buckeye drives--one early in the contest that got to the four-yard line and one late in the game which ended up at the 38. For USC, Tim Green threw touchdown passes to Joe Cormier and Timmie Ware while Steve Jordan kicked two 51-yard field goals. Most of Ohio State's points were provided by Rich Spangler, who hit three field goals.

| | | | | | |
|--------------------|--|---------------------|----------|----------|--------------|
| Ohio State | 3 | 3 | 3 | 8 | -- 17 |
| USC | 10 | 7 | 3 | 0 | -- 20 |
| Scoring: | Ohio State--Touchdown, Carter, PAT, Tomczak (2-pointer). Field Goals, Spangler (3). USC--Touchdowns, Cormier, Ware, PAT, Jordan (2). Field Goals, Jordan (2). | | | | |
| Attendance: | 102,594 | Date: Jan. 1 | | | |

BOWL GAME SUMMARIES

1985 Aloha Bowl Alabama 24, USC 3

The nation's top two bowl teams (USC with the most wins and Alabama with the most appearances) faced off in balmy Honolulu. The score was tied at halftime, 3-3, but the Crimson Tide rolled in the second half to win, 24-3. USC managed only 197 total yards (just 61 rushing) and 10 first downs. On the other hand, Alabama had 317 total yards, 205 coming on the ground. Mike Shula, Al Bell, Gene Jelks, Cornelius Bennett and Jon Hand starred for the Crimson Tide.

| | | | | | |
|---------|---|---|---|----|-------|
| USC | 0 | 3 | 0 | 0 | -- 3 |
| Alabama | 3 | 0 | 7 | 14 | -- 24 |

Scoring: USC--Field Goal, Shafer.
Alabama--Touchdowns, Turner, Whitehurst, Bell.
PAT, Tiffin (3). Field Goal, Tiffin.
Attendance: 35,183 **Date:** Dec. 28

1987 Florida Citrus Bowl Auburn 16, USC 7

In Ted Tollner's final game as USC's head coach, his Trojan defense held down a high-powered Auburn offense (led by Brent Fullwood, the nation's top runner). But Troy's offense was ineffective and the Tigers won, 16-7, in chilly Orlando. Outside linebacker Marcus Cotton provided USC with its only score on a spectacular 24-yard scoring interception return early in the game. Two long second-quarter drives by Auburn, plus a safety late in the game, gave Auburn its only points. USC made it interesting at the end after Louis Brock blocked a Tiger punt, but the Trojans couldn't score on fourth-and-inches at the goal line. Fullwood had 152 yards rushing and one TD for Auburn, which had just 290 total yards on the day.

| | | | | | |
|--------|---|----|---|---|-------|
| Auburn | 0 | 14 | 0 | 2 | -- 16 |
| USC | 7 | 0 | 0 | 0 | -- 7 |

Scoring: Auburn--Touchdowns, Reeves, Fullwood. PAT, Knapp (2). Safety, Peete called for intentionally grounding in end zone.
USC--Touchdown, Cotton. PAT, Shafer.
Attendance: 51,113 **Date:** Jan. 1

1988 Rose Bowl Michigan State 20, USC 17

For just the fifth time ever, teams that had played each other earlier in the season (Michigan State had beaten USC in the 1988 season opener, 27-13) faced off in the Rose Bowl. The Spartans prevailed again, this time 20-17, breaking a six-game Big Ten losing streak in Pasadena. Despite getting more total yards (410 to 276) and first downs (21 to 11) than Michigan State, the Trojans were hurt by five turnovers, including a lost fumble on a mishandled snap on the Spartan 30 with 1:37 to play as Troy was marching downfield on an impressive drive. USC trailed 14-3 at halftime, but two touchdowns passes from quarterback Rodney Peete to split end Ken Henry eventually evened the score at 17-17 midway through the last quarter. On the next series, Michigan State moved into its winning field goal position with the help of a spectacular 36-yard jump pass from quarterback Bobby McAllister to split end Andre Rison. USC had to play Michigan State for the second time that season without star Trojan tailback Steven Webster (he sat out the opener with a sprained ankle and tore knee ligaments in the regular season finale against UCLA).

| | | | | | |
|----------------|---|---|---|---|-------|
| USC | 3 | 0 | 7 | 7 | -- 17 |
| Michigan State | 7 | 7 | 0 | 6 | -- 20 |

Scoring: USC--Touchdowns, Henry (2). PAT, Rodriguez (2). Field Goal, Rodriguez.
Michigan State--Touchdowns, White (2). PAT, Langeloh (2). Field Goals, Langeloh (2).
Attendance: 103,847 **Date:** Jan. 1

1989 Rose Bowl Michigan 22, USC 14

In a "teacher-versus-pupil" matchup (USC coach Larry Smith served under Wolverine coach Bo Schembechler at both Miami of Ohio and Michigan), the teacher got the better of it as Michigan came back from a 14-3 halftime deficit to win 22-14. It was a disappointing way for USC to conclude its 100th anniversary of football. After falling behind 3-0 on a Mike Gillette field goal, USC charged back as quarterback Rodney Peete ran for a pair of short touchdowns (1 and 4 yards) in the second quarter. But it was all Michigan in the second half, as the Wolverines amassed 230 of their 352 total yards then. They scored 3 times on long drives, the first on a 6-yard Demetrius Brown-to-Chris Calloway aerial that capped a 67-yard drive to open the third quarter. Then Rose Bowl MVP Leroy Hoard scored twice for Michigan on 1-yard runs in the final period, coming off of 92 and 70-yard drives. Hoard had 142 yards rushing (the first time anyone broke the century rushing mark against the Trojans all year), including a key 61-yard run to set up the Wolverines' final score. USC, which managed a season-low 296 total yards, didn't help its cause with 5 turnovers, 11 penalties and numerous missed tackles. The win was only Schembechler's second in 9 tries in Pasadena.

| | | | | | |
|----------|---|----|---|----|-------|
| Michigan | 3 | 0 | 6 | 13 | -- 22 |
| USC | 0 | 14 | 0 | 0 | -- 14 |

Scoring: Michigan--Touchdowns, Calloway, Hoard (2). PAT, Gillette. Field Goal, Gillette.
USC--Touchdowns, Peete (2). PAT, Rodriguez (2).
Attendance: 101,688 **Date:** Jan. 2

1990 Rose Bowl USC 17, Michigan 10

After losing the previous 2 Rose Bowls, USC beat Michigan, 17-10, in a rematch of the 1989 game. The win, in Bo Schembechler's final game as Wolverine coach, ended Michigan's national title hopes. It was a bittersweet victory for USC coach Larry Smith, who served 6 years as an assistant under Schembechler at Miami of Ohio and Michigan. Trojan tailback Ricky Ervins, the Rose Bowl MVP, scored the game-winning TD on a 14-yard run with 1:10 to play. Ervins, who lives 5 minutes from the Rose Bowl and used to park cars there on New Year's Day, ran for 126 yards on 30 carries and caught 5 passes for 44 yards. USC, which dominated the stats, pulled off a key play early in the second quarter when defensive guard Dan Owens blocked a punt. Six plays later, quarterback Todd Marinovich, who was 22-of-31 passing for 178 yards, scored on a 1-yard run. Kickers J.D. Carlson of Michigan (19 yards) and USC's Quin Rodriguez (34 yards) then matched field goals prior to halftime. Michigan tied the score on a 2-yard run then matched field goals prior to halftime. Michigan tied the score on a 2-yard run by tailback Allen Jefferson in the third quarter and the game looked like it would end deadlocked. But, with less than 6 minutes to go, Michigan was called for holding on a successful Wolverine fake punt and USC took over at its 25-yard line. Troy then went 75 yards in 11 plays for the winning score. Michigan tailback Leroy Hoard became the first player to run for 100-plus yards against USC all season (he had 108 yards on 17 carries).

| | | | | | |
|----------|---|----|---|---|-------|
| USC | 0 | 10 | 0 | 7 | -- 17 |
| Michigan | 0 | 3 | 7 | 0 | -- 10 |

Scoring: USC--Touchdowns, Marinovich, Ervins. PAT, Rodriguez (2). Field Goal, Rodriguez.
Michigan--Touchdown, Jefferson. PAT, Carlson. Field Goal, Carlson.
Attendance: 103,450 **Date:** Jan. 1

1990 John Hancock Bowl Michigan State 17, USC 16

Playing in its eighth different bowl, USC lost to Michigan State, 17-16, in the John Hancock Bowl in El Paso, Tex., on New Year's Eve day. It was the 900th game in Trojan gridiron history. USC dominated the stats, getting more total yards (336-215), plays (76-52), first downs (21-12) and possession time (35:45-24:15). Troy limited the powerful Spartan rushing attack (which averaged 253.9 yards a game to rank 10th nationally) to an MSU season-low 84 yards. Big Ten rushing champ tailback Tico Duckett got just 18 yards. But Troy had 4 costly turnovers (including 2 in MSU's end zone) and converted only 5 of 14 first downs. USC scored first when quarterback Todd Marinovich hit flanker Gary Wellman with a 7-yard TD pass late in the opening quarter. Marinovich was 18-of-30 for 174 yards, but threw 3 interceptions (including 1 in the end zone) and also fumbled the ball on fourth-and-goal at the Spartan 1-yard line in the middle of the second quarter (which MSU recovered in the end zone). Michigan State marched 80 yards to a TD after that fumble recovery, with tailback Hyland Hickson scoring on an 18-yard run to tie the score at 7-7 at halftime. After placekicker Quin Rodriguez hit a 20-yard field goal on USC's opening possession of the second half (which ended on the MSU 3-yard line), the Spartans countered with a 21-yard TD pass from quarterback Dan Enos to flanker Courtney Hawkins (the first TD reception by a MSU wide receiver all year), who was the game's MVP with 6 catches for a season-high 106 yards, and a career-long 52-yard field goal by John Langeloh. Rodriguez capped USC's next series with a career-long 54-yard field goal early in the fourth quarter. Then, down 17-13, cornerback Stephon Pace intercepted an Enos pass to give USC the ball near midfield. But the Trojans could get no closer than the MSU 17 before backup quarterback Shane Foley's errant pitch stalled the drive and USC had to settle for another Rodriguez field goal, this one 43 yards with 5:54 to play. Troy, however, could never get the ball back. Tailback Mazio Royster had a game-high 125 yards on 32 carries, only the second player to break the century rushing mark against Michigan State in 1990. USC rushed for 156 yards versus an MSU defense which was ranked 17th nationally against the run (allowing just 113.2 yards a game). Trojan outside linebacker Craig Hartsuyker, who had 2 quarterback sacks and forced a fumble, was named the game's Most Valuable Lineman.

| | | | | | |
|----------------|---|---|----|---|-------|
| USC | 7 | 0 | 3 | 6 | -- 16 |
| Michigan State | 0 | 7 | 10 | 0 | -- 17 |

Scoring: USC--Touchdown, Wellman. PAT, Rodriguez. Field Goals, Rodriguez (3).
Michigan State--Touchdowns, Hickson, Hawkins. PAT, Langeloh (2). Field Goal, Langeloh.
Attendance: 50,562 **Date:** Dec. 31



**1992 Freedom Bowl
Fresno State 24, USC 7**

USC, making its 35th bowl appearance, was stunned by unranked, 8-point underdog Fresno State, 24-7, in the ninth Freedom Bowl in Anaheim Stadium. It was the first meeting ever between the Trojans and Bulldogs. Fresno State dominated, particularly in the second half. FSU, with the nation's No. 1 scoring offense (40.5) and No. 2 total offense (482.9), held the ball 15-plus minutes more (37:32-22:28), had 322 more total yards (405-183), 10 more first downs (24-14) and 34 more plays (84-50). USC's 183 total yards were its fewest since getting 163 at Washington in 1990 and its 95 passing yards were its fewest since getting 74 at Oregon in 1991. The Trojans had 4 turnovers (FSU had none) and converted just 1-of-9 third downs. The first half, played in a steady rain, ended in a 7-7 tie. It was the fewest points FSU had scored in a half all season (and it was the first time the Bulldogs were shut out in the first quarter in 1992). USC tailback Deon Strother opened the scoring with a 1-yard plunge early in the second quarter, but FSU answered when fullback Lorenzo Neal ran for a 1-yard TD. While attempting to catch a pass on the last play of the half, USC flanker Curtis Conway sprained his right knee and missed the second half (it was the first time in 23 games that he didn't catch a pass). After a 43-yard field goal by placekicker Derek Mahoney in the third quarter, FSU scored twice late in the game on runs by tailbacks Anthony Daigle (2 yards) and Ron Rivers (5 yards). Rivers had a game-high 104 yards on 19 carries, while Freedom Bowl MVP Neal had 75 yards on 19 tries. Bulldog quarterback Trent Dilfer was 13-of-28 for 164 yards. Tailback Estrus Crayton, USC's game MVP, led Troy with 79 yards on 19 attempts. Defensively, safety Jason Sehorn had a game-high 10 tackles, while inside linebacker Brian Williams added 9 stops, cornerback Jerald Henry had 8, and cornerback Jason Oliver had 7 along with a blocked field goal.

| | | | | | |
|--------------|---|---|---|----|-------|
| Fresno State | 0 | 7 | 3 | 14 | -- 24 |
| USC | 0 | 7 | 0 | 0 | -- 7 |

Scoring: Fresno State--Touchdowns, Neal, Daigle, Rivers.
PAT, Mahoney (3). Field Goal, Mahoney.
USC--Touchdown, Strother. PAT, Ford.

Attendance: 50,745 Date: Dec. 29

**1993 Freedom Bowl
USC 28, Utah 21**

USC, exorcising the demons of Anaheim Stadium, scored 28 points in the first 17 minutes of the game and then held off a furious Utah second-half rally to win Freedom Bowl X, 28-21, before 43,150 fans and a national Raycom television audience. The Trojans, making their 36th bowl appearance, were playing in Anaheim Stadium for the third time in 14 games, but had yet to win there (losing in the 1992 Freedom Bowl to Fresno State and the 1993 season-opening Disneyland Pigskin Classic to North Carolina). It was the first USC-Utah meeting in 45 years. USC, a 17-point favorite, scored easily on its first 4 possessions. In the first quarter, quarterback Rob Johnson hit All-American wide receiver Johnnie Morton on TD throws of 31 and 9 yards, and tailback David Dotson dove over from 2 yards out. Then, Johnson connected with tight end Johnny McWilliams on a 5-yard scoring toss just 1:26 into the second quarter. But after that, USC's offense--hampered by an ineffective running game (the Trojans ran for just 91 yards)--stalled. Utah, playing in just its fourth bowl game, came alive after halftime, scoring on 3 of its first 5 possessions: a 59-yard TD pass from quarterback Mike McCoy to slotback Henry Lusk, a 34-yard run by fullback Jamal Anderson and a 1-yard run by tailback Keith Williams. But USC got the ball with 3:19 to play and held it until just 8 seconds remained, when McCoy's desperation pass was intercepted by cornerback John Herpin (Herpin's second pick of the game). Morton was named the game's MVP as he caught a Freedom Bowl-record 10 passes for 147 yards and the 2 scores (to tie a Freedom Bowl TD catch mark) despite playing weakened with the flu (7 of his catches for 121 yards and both TDs were in the first half). Johnson, who also had come down with a slight case of the flu, completed a Freedom Bowl-record 30 passes in 44 attempts for 345 yards and the 3 TD aeriels (in the first half, he was 17-of-25 for 255 with the 3 TDs). Morton became the Pac-10's No. 2 career receiver with 201 grabs, while Johnson set USC's season pass completion percentage mark (68.6%). USC tailback Shawn Walters ran for a game-high 70 yards on 19 carries, while fullback Deon Strother added 50 rushing yards on 9 attempts and caught 6 passes for 63 yards. USC wide receiver Ken Grace, who had 4 catches for 48 yards, returned a punt 31 yards, a Freedom Bowl mark. USC generated 436 yards of total offense on 82 plays and held the ball 32:14. Utah threatened 3 times inside the USC 30-yard line in the opening half, but USC's defense held each time, including an impressive goal line stand and an interception in the end zone by cornerback Jason Sehorn. Utah came into the game averaging 484.6 total yards (fifth in the U.S.), 324.3 passing yards (seventh in the U.S.) and 30.8 points, but was limited to 350 total yards (286 through the air). McCoy, who was second nationally in total offense (330.8), was 23-of-40 for 286 yards, 1 TD and 3 interceptions (at the half, he was 10-of-20 for 81 yards with 2 picks). Lusk had 6 catches for 140 yards and the TD, while Anderson ran for 67 yards and the TD on 16 carries and caught 7 passes for 61 yards. Outside linebacker Brian Williams and safety Mike Salmon topped USC in tackles with 9 each (both had 2 for losses). USC coach John Robinson, who has led USC to at least 8 wins in each of his 8 seasons there, upped his bowl record to 5-1.

| | | | | | |
|------|----|---|----|---|-------|
| Utah | 0 | 0 | 13 | 8 | -- 21 |
| USC | 20 | 8 | 0 | 0 | -- 28 |

Scoring: Utah--Touchdowns, He. Lusk, Anderson, Williams.
PAT, Yergerson, Anderson (2--pointer).
USC--Touchdowns, Morton (2), Dotson, McWilliams.
PAT, Ford (2), Banta (2--pointer).

Attendance: 37,203 Date: Dec. 30

**1995 Cotton Bowl
USC 55, Texas Tech 14**

USC (ranked 20th by UPI, 21st by AP and 22nd by USA Today/CNN) made quite an impression in its first visit to the Mobil Cotton Bowl Classic, smashing Texas Tech, 55-14, in a record-filled performance before a sellout crowd of 70,218 and an NBC-TV national audience. It was USC's 24th bowl victory, its 37th bowl appearance (in 10 different bowls), its 17th win in the last 19 games against Southwest Conference opponents, its third win in 3 tries over Texas Tech, and coach John Robinson's sixth bowl win in 7 trips (giving Robinson at least 8 wins in each of his 9 seasons at Troy). After 59 years, it was also the last Cotton Bowl where an SWC team served as host. Texas Tech was making only its second visit to the Cotton Bowl (the first was in 1939). The game was over quickly, as it was 28-0 after the first quarter and 34-0 at halftime. USC led 48-0 before Texas Tech scored against the Trojan reserves late in the third quarter. USC set Cotton Bowl records for most points in a game, most points in a quarter (USC's most since also scoring 28 in the second quarter against California in 1978) and most touchdowns (7), while scoring its most points ever in a bowl and posting its biggest bowl victory margin (second in Cotton Bowl history). It was the most points scored against Texas Tech since Miami had 61 in 1986. Troy's first 3 scores came in a 1:16 span. After tailback Shawn Walters, 1 of 8 Texans on the Trojan roster, ran 11 yards for a TD, USC recovered a fumble on the ensuing kickoff and, on the next play, quarterback Rob Johnson hit fullback Terry Barnum for a 19-yard score. Three plays later, cornerback John Herpin, another Texas native, intercepted a Zebbie Lethridge pass and returned it 26 yards for a TD. Herpin, who intercepted another pass in the second quarter to set up a field goal, was named the game's Outstanding Defensive Player. USC's next 3 TDs came on aeriels to wide receiver Keyshawn Johnson of 12, 22 and 86 yards (the 86-yarder was 1 yard shy of the longest pass in Cotton Bowl and USC history), the first 2 from Rob Johnson and the third from quarterback Brad Otton. Keyshawn Johnson, selected as the game's Outstanding Offensive Player, had 8 catches overall for a Cotton Bowl-record 222 yards (just 7 yards shy of the Trojan single game record). His 3 TD catches set a Cotton Bowl record and equalled a Trojan mark. Rob Johnson, who became USC's career passing yardage leader and the Pac-10 and USC recordholder for career completion percentage, was 16-of-21 for 289 yards (the second most yards in Cotton Bowl history). The other Trojan scores came on a late 2-yard Otton pass to tight end Jeff Diltz and second quarter field goals by placekicker Cole Ford of 39 and a career-best 42 yards. Ford's 7 PAT kicks was a Cotton Bowl record. Walters ran for a game-best 82 yards on 14 carries. Otton was 8-of-14 for 146 yards. USC thoroughly dominated the statistics, more than doubling Texas Tech in total yardage (578-260) and possession time (40:02-19:58) while also having more first downs (21-14) and plays (80-63). USC, which averaged 7.2 yards per play, set Cotton Bowl records for total yards, passing yards (a USC record 435) and completions (24). USC did this against a Texas Tech defense which entered the game third nationally in pass efficiency defense (88.6), 10th in scoring defense (17.4) and 22nd in total defense (311.0). The Red Raiders had held 5 foes to single digits in scoring and had given up just 47 points in their previous 5 games. Inside linebacker Jeff Kopp led USC in tackles with 7, while safety Sammy Knight added 6. Texas Tech, which punted 10 times, advanced into USC territory on just 4 of its 16 possessions.

| | | | | | |
|------------|----|---|----|---|-------|
| USC | 28 | 6 | 14 | 7 | -- 55 |
| Texas Tech | 0 | 0 | 7 | 7 | -- 14 |

Scoring: USC--Touchdowns, K. Johnson (3), Herpin, Walters, Barnum, Diltz. PAT, Ford (7). Field Goals, Ford (2).
Texas Tech--Touchdowns, Lethridge, Mitchell.
PAT, Davis (2).

Attendance: 70,218 Date: Jan. 2

**1996 Rose Bowl
USC 41, Northwestern 32**

Behind the stellar play of wide receiver Keyshawn Johnson and quarterback Brad Otton, USC (ranked 15th by UPI and 17th by USA Today/CNN and AP) put an end to No. 3-ranked Northwestern's Cinderella season with an exciting 41-32 Rose Bowl win before a sellout crowd of 100,102 and a national ABC-TV audience. It was the 50th anniversary of the Pac-10/Big Ten agreement in the Rose Bowl. It was USC's 20th victory in its unprecedented 28th trip to Pasadena (but its first since the 1990 game) and Troy's first win over a Top 3 team since defeating Michigan in that 1990 Rose Bowl, while Northwestern--having its first winning season since 1971 (the Wildcats came in with a 10-1 record)--was playing in only its second-ever bowl (its first since winning the 1949 Rose Bowl). It also gave USC coach John Robinson a 4-0 Rose Bowl record (and 7-1 in all bowls). The Trojans jumped off to a quick start, driving 83 yards with the opening kickoff while using a no-huddle offense as running back LaVale Woods scored on a 1-yard plunge. But Northwestern answered on its first possession, as running back Darnell Autry ran 3 yards for a TD to cap a 68-yard drive. USC then scored 17 unanswered second quarter points:

BOWL GAME SUMMARIES

a scrambling 21-yard TD pass from Otton to running back Terry Barnum, a 30-yard field goal by placekicker Adam Abrams and, on Northwestern's next possession, cornerback Daylon McCutcheon's 53-yard fumble return after safety Sammy Knight knocked the ball loose from Wildcat wide receiver Brian Musso. Northwestern got a 29-yard field goal from placekicker Troy Gowins with 2 seconds to go in the half following a Trojan fumble, but Troy led 24-10 at intermission [it was USC's most first half points since scoring 34 against Texas Tech in the 1995 Cotton Bowl]. The Wildcats then scored on their first 4 possessions of the second half: another Gowins field goal (this one from 28 yards), a 9-yard Autry run (after Northwestern recovered a surprise on-side kick), a 1-yard sneak by quarterback Steve Schnur (which followed a 56-yard Trojan scoring strike from Otton to Johnson), and a 2-yard Autry run early in the fourth quarter that gave Northwestern its first lead of the day, 32-31. But USC came right back, getting a 46-yard Abrams field goal (the longest by a Trojan since Quin Rodriguez hit a 54-yarder against Michigan State in the 1990 John Hancock Bowl). Safety Jesse Davis then sealed the victory for USC with an interception which led to a 5-yard TD by running back Delon Washington. Johnson, who served as a Trojan ballboy at the 1985 Rose Bowl, was named the Rose Bowl MVP, as he grabbed 12 passes (all for first downs) for a Rose Bowl record 216 yards (his 17th 100-yard outing in his career and the eighth of 1995). Otton played the entire game for the first time in the 1995 season, hitting 29-of-44 passes for 391 yards (all career highs) with 2 TDs and no interceptions; the yardage was 1 yard shy of Rob Johnson's USC record and was the third most in Rose Bowl history. Autry had his 13th consecutive 100-yard rushing game, getting 110 yards on 32 carries with the 3 TDs, while Schnur was 23-of-39 for a career-best 336 yards (including 7 completions for 145 yards to wide receiver D'Wayne Bates). Northwestern outgained USC in total yards, 475-520, and limited Troy to just 29 rushing yards (its fewest since getting 7 yards against UCLA in 1993), but the Wildcats' uncharacteristic 2 turnovers led to 14 Trojan points, proving costly to a team which was third nationally in turnover margin (1.82). The Wildcats also had a TD pass called back because of a penalty late in the game and missed 2 field goals, including a 49-yard attempt that hit the upright with 35 seconds to go. USC, on the other hand, had 11 penalties (including 9 in the second half). Trojan cornerback Brian Kelly had a game-high 11 tackles (along with 2 deflections), while Knight and linebacker Scott Fields added 7 stops each.

| | | | | | | |
|--------------|---|----|----|----|----|----|
| USC | 7 | 17 | 7 | 10 | -- | 41 |
| Northwestern | 7 | 3 | 16 | 6 | -- | 32 |

Scoring: USC--Touchdowns, L. Woods, Barnum, McCutcheon, K. Johnson, Washington. PAT, Abrams (5). Field Goals, Abrams (2).
Northwestern--Touchdowns, D. Autry (3), Schnur. PAT, Gowins (2). Field Goals, Gowins (2).

Attendance: 100,102 Date: Jan. 1

1998 Sun Bowl TCU 28, USC 19

In a stunning upset, 16-point underdog TCU—which barely qualified for post-season play with a 6-5 record—used a potent option attack and a stingy run defense to beat USC, 28-19, in the 65th Norwest Sun Bowl before 46,612 fans and a national CBS-TV audience. The Horned Frogs' option offense gained 314 yards on the ground (the most against the Trojans since Notre Dame had 330 in 1992) and their defense limited Troy to a USC and Sun Bowl record low -23 rushing yards. It was TCU's first bowl win since 1957. TCU, which scored touchdowns on its first 3 possessions of the opening half on runs of 3 and 60 yards by TB Basil Mitchell and 7 yards by QB Patrick Batteaux, led 21-3 at intermission. USC's only first-half points came on a 35-yard field goal by PK Adam Abrams late in the second quarter. The Horned Frogs opened up a 25-point lead on their initial drive of the second half as Batteaux scored on a 3-yard run. USC battled back by scoring on its first 3 drives of the second half, first on a 23-yard pass from QB Carson Palmer to WR Billy Miller, then on a 1-yard run by TB Petros Papadakis and a 46-yard Abrams field goal early in the fourth quarter (Abrams was the game's Special Teams MVP). The Trojans got the ball back twice more, but those drives resulted in a loss of 30 yards as Palmer was sacked 3 times. Mitchell, the game's MVP rushed for 185 yards on 19 carries (including 114 in the first half) for a 9.7 average per carry. Batteaux added 94 yards on 28 tries while executing the option to perfection (he also completed 4-of-5 passes for 51 yards). TCU stayed mainly on the ground, as 61 of its 67 plays were runs (the most rushes against USC since Penn State had 66 in 1993). The Horned Frogs threw for only 51 yards (the fewest allowed by USC since Oregon State had 29 in 1995). TCU amassed 365 total yards, converted 10-of-16 third downs (including 7-of-9 in the first half) and held the ball 35:51. USC managed just 257 total yards and 12 first downs on only 49 plays. Troy converted just 1-of-11 third downs (that came in the first quarter). Palmer was 17-of-28 for a career-best 280 yards, but was sacked 6 times (all in the second half). WR R. Jay Soward had a game-best 6 catches for 64 yards, WR Larry Parker added 4 for 104 yards and Miller had 3 for 67 yards. LB Chris Claiborne had a game-best 13 tackles and S Grant Pearsall added 11 stops.

| | | | | | | |
|-----|----|---|----|---|----|----|
| USC | 0 | 3 | 13 | 3 | -- | 19 |
| TCU | 14 | 7 | 7 | 0 | -- | 28 |

Scoring: USC--Touchdowns, Miller, Papadakis. PAT, Abrams. Field Goals, Abrams (2).
TCU--Touchdowns, Mitchell (2), Batteaux (2). PAT, Kaylakie (4).

Attendance: 46,612 Date: Dec. 31

2001 Las Vegas Bowl Utah 10, USC 6

Behind a time-consuming, powerful running attack and a dominating defense, Utah beat USC, 10-6, in the 10th Sega Sports Las Vegas Bowl before 22,385 fans and a national ABC-TV audience. The outcome—the Trojans' fifth loss of 2001 by 5 or less points—snapped USC's 4-game winning streak and Utah's 2-game losing skid. It also ended the Utes' 6-game losing streak to USC (Utah last beat Troy in 1916). The defensive struggle produced the lowest scoring Las Vegas Bowl ever. But that figured, as both squads were highly-ranked nationally in scoring defense (USC was 11th at 17.9 and Utah was 13th at 18.6). Utah, which entered the game ranked in the Top 25 nationally in all 4 defensive categories, limited the Trojans to just 151 total yards, including only 1 yard rushing. It was USC's fewest total yards since getting 124 against Washington in 1996 and its fewest rushing yards since having -20 at Arizona in 1999. USC had just 12 first downs, converted only 2-of-12 third downs and was sacked 4 times (including twice by ROV Sheldon Deckart, who had a team-high 6 tackles). USC punted on 8 of its 11 possessions (including on its first 4 drives and its final 4), went 3-and-out 5 times and penetrated Utah territory only 4 times (getting inside the 30 just once). At halftime, USC had just 15 total yards (with -53 on the ground) and 3 first downs. On offense, Utah—which was 12th nationally in rushing offense at 218.9-controlled the clock (holding the ball 16 minutes more than USC, 38:01 to 21:59) by running 54 times for 222 of its 358 total yards. The Utes ran off 75 plays (USC had just 51). HB Adam Tate ran for a game-best 103 yards on 23 carries, while fellow HB Dameon Hunter (a 1,000-yard runner in 2001) rushed for 94 yards on 17 tries and was named Utah's game MVP. Utah QB Lance Rice was 12-of-21 for 136 yards while hitting some timely passes, including a game-best 4 to WR Josh Lyman (for 41 yards) and 3 to TE Michael Richardson (for 35 yards). Utah scored on its second possession of the game as Tate ran for a 3-yard TD to cap a 7-play, 48-yard drive late in the first quarter. Then, after USC PK David Davis—the Pac-10's most accurate field goal kicker in 2001—missed a 47-yarder (breaking his string of 12 consecutive successful field goals), the Utes drove 61 yards in 12 plays to set up PK Ryan Kaneshiro's 26-yard field goal with 29 seconds to play in the half. USC came alive to start the second half, taking the opening kickoff and driving 80 yards in 12 plays, finishing with a 2-yard scoring run by FB Sunny Byrd (but Davis missed the PAT). But despite getting a pair of turnovers—CB Kris Richard recovered a fumble and LB John Cousins intercepted a pass—on Utah's next 2 possessions, the Trojans couldn't get any closer than the Ute 40-yard line the rest of the way. Trojan QB Carson Palmer was 15-of-26 for 150 yards, while WRs Kareem Kelly (33 yards) and Devin Pitts (32 yards) each had 3 receptions. Trojan All-American safety Troy Polamalu—picked as USC's game MVP—had a Las Vegas Bowl record and career-high 20 tackles (with a game record 12 solo), including 3 for losses, while S DeShaun Hill (14 stops and a forced fumble) and LB Frank Strong (12 tackles, including 4 for losses) also posted career bests in tackles. It was USC's first game in the state of Nevada and its sixth contest on Christmas Day (but its first since 1934). The crowd was the smallest ever to see USC in a bowl and the fewest at a Trojan game since 20,938 showed up at Oregon State in 1997.

| | | | | | | |
|------|---|---|---|---|----|----|
| Utah | 7 | 3 | 0 | 0 | -- | 10 |
| USC | 0 | 0 | 6 | 0 | -- | 6 |

Scoring: Utah--Touchdown, Tate. PAT, Kaneshiro. Field Goal, Kaneshiro.
USC--Touchdown, Byrd.

Attendance: 22,385 Date: Dec. 25

2003 Orange Bowl USC 38, Iowa 17

No. 5-ranked USC—behind a balanced offense and a stingy defense—staked its claim as one of the nation's top teams as it swamped No. 3 Iowa, 38-17, in the 69th FedEx Orange Bowl before a sold out crowd of 75,971 fans under the lights in Pro Player Stadium and a national ABC-TV audience. It was Pac-10 co-champion USC's eighth win in a row (giving Troy its first 11-win season since 1979) and it snapped Big Ten co-champ Iowa's 9-game winning streak. It was the first meeting between the teams in 26 years and the first trip to the Orange Bowl for either school. It also was Troy's first win ever in Florida in 5 tries and came against the ninth AP-ranked squad the Trojans played in the 2002 season. And USC scored at least 30 points for a school-record eighth consecutive game. USC dominated the Hawkeyes statistically, getting more total yards (550-323), first downs (30-18), plays (80-58) and possession time (38:06-21:54). It was the ninth game in a row that USC had at least 400 yards of total offense. Despite facing an Iowa defense that was second nationally against the run (68.2), Troy rushed for a season-best 247 yards and scored 4 TDs on the ground. And USC—playing without 2-time All-American S Troy Polamalu, who was held out with a sore hamstring—kept in check a Hawkeye offense that was sixth nationally in scoring (38.9). At the start, it looked like Iowa would provide a stiff challenge as WR C.J. Jones ran back the opening kickoff an Orange Bowl-record 100 yards for a TD. But USC responded quickly as QB Carson Palmer's 65-yard bomb to WR Kareem Kelly on Troy's first play set up TB Justin Fargas' 4-yard scoring run just 3 plays later. Then, after Iowa had to settle for a 35-yard field goal by PK Nate Kaeding after advancing to the USC 2-yard line on the ensuing drive, USC reeled off 31 unanswered points. First, PK Ryan Killeen atoned for an earlier missed field goal by nailing a 35-yarder late in the half [DT Bernard Riley then blocked Kaeding's 28-yard field goal try at the end of the half to keep the score knotted at 10-10]. Next, USC scored on



its first 3 possessions of the second half, first an 18-yard Palmer TD pass to WR Mike Williams, then a career-long 50-yard TD run by Fargas (to cap a 99-yard drive) and a 5-yard run by TB Sultan McCullough at the top of the fourth quarter. FB Sunny Byrd added a 6-yard scoring run late in the game before Iowa added a touchdown against USC's reserves on an 18-yard pass from QB Brad Banks to WR Maurice Brown. Palmer proved his Heisman Trophy was no fluke as he hit 21-of-31 passes for 303 yards to earn Orange Bowl MVP honors, while Heisman runnerup Banks—the nation's passing efficiency leader—was just 15-of-36 for 204 yards and an interception (his first pick in his last 104 attempts). Fargas ran for 122 yards on 20 carries and McCullough added 76 yards on 12 tries, while Iowa RB Fred Russell—12th in the nation in rushing—was held to just 45 yards on 9 carries. Florida-native Williams (game-high 99 yards) and WR Keary Colbert (81 yards) each had 6 receptions, while Kelly had 3 for 74 yards to set an NCAA record for consecutive games with a catch (47) en route to becoming USC's career reception leader (204). Williams set NCAA freshman records for receptions (81), receiving yards (1,265) and receiving TDs (14). Brown had 6 catches for 63 yards for Iowa. LBs Mike Pollard and Matt Grootegoed each had a team-best 6 tackles for USC, while S Jason Leach had an interception and fumble recovery while filling in for Polamalu. Iowa hurt itself with 13 penalties and turned the ball over twice.

| | | | | | | |
|------|----|---|----|----|----|----|
| Iowa | 10 | 0 | 0 | 7 | -- | 17 |
| USC | 7 | 3 | 14 | 14 | -- | 38 |

Scoring: Iowa--Touchdowns, Jones, Brown. PAT, Kaeding (2). Field Goal, Kaeding.
 USC--Touchdowns, Fargas (2), M. Williams, McCullough, Byrd. PAT, Killeen (5). Field Goal, Killeen.
Attendance: 75,971 **Date:** Jan. 2

**2004 Rose Bowl
 USC 28, Michigan 14**

QB Matt Leinart threw 3 touchdowns and caught another and the relentless Trojan defense recorded a season-high 9 sacks as No. 1 USC dominated No. 4 Michigan, 28-14, in the 90th Rose Bowl before a sold-out crowd of 93,849 and an ABC-TV national audience. The victory (USC's 21st Rose Bowl win) virtually guaranteed Troy the AP national championship, 25 years after its last national crown, and gave USC its first 12-win season since 1978. And it snapped Michigan's 6-game winning streak. The Trojans built a 21-0 lead before Michigan scored late in the third quarter. After DT Shaun Cody blocked a Wolverine field goal attempt early in the game, USC scored 4 plays into its first possession when WR Keary Colbert made an over-the-shoulder fingertip grab of Leinart's 25-yard aerial. Then, late in the first half following LB Lofa Tatupu's interception (he grabbed a ball that bounced off of SE Braylon Edwards' foot and returned it 26 yards to the Michigan 3), TB LenDale White took a Leinart toss 6 yards for another TD. Then, on the opening drive of the second half, Colbert made a spectacular one-handed grab of a 47-yard Leinart bomb (despite being interfered with) to up Troy's cushion. However, Michigan answered on its next series with a scoring drive that took nearly 8 minutes, capped by QB John Navarre's 5-yard pass to TE Tim Massaquoi. But USC responded right back, scoring on a tricky 15-yard reverse pass from WR Mike Williams to an unguarded Leinart. Wolverine TB Chris Perry ran 2 yards for a TD early in final quarter, but Michigan had the ball for only 4:12 in that quarter and never threatened again. Leinart was named the Rose Bowl MVP as he connected on 23-of-34 passes for 327 yards with the 3 scores (and no interceptions), along with his TD catch. Colbert, who became USC's career reception leader (with 207 catches), had 6 catches for a career-best 149 yards. Williams added a team-best 8 catches for 88 yards. White's TD was his 14th of the year, tying the USC freshman season record, while TB Reggie Bush—who had 41 yards rushing, 42 receiving and 49 on returns—set the USC freshman season all-purpose yardage mark (1,331 yards). Tatupu had a team-high 12 tackles, CB Will Poole added 10 stops (including 2 sacks) with 5 deflections and DE Kenechi Udeze had 3 sacks. USC's 9 sacks were its most since getting 13 against Oregon in 1992. Although Michigan held the ball 34:26 and had more plays (84 to 60) and first downs (25 to 19), the Trojans accumulated 410 total yards to UM's 320 (only 49 rushing). Michigan came into the game having allowed just 15 sacks and 5 TD passes all season. Navarre was 27-of-46 for 271 yards, Perry ran for 85 yards on 23 tries and Edwards had a game-high 10 receptions for 107 yards. USC set school overall attendance (946,482) and average (72,368) records.

| | | | | | | |
|----------|---|---|----|---|----|----|
| USC | 7 | 7 | 14 | 0 | -- | 28 |
| Michigan | 0 | 0 | 7 | 7 | -- | 14 |

Scoring: USC--Touchdowns, Colbert (2), White, Leinart. PAT, Killeen (4).
 Michigan--Touchdowns, Massaquoi, Perry. PAT, Rivas (2).
Attendance: 93,849 **Date:** Jan. 1

**2005 Orange Bowl
 USC 55*, Oklahoma 19**

Top-ranked USC won its 11th national championship—and second consecutive—in overwhelming fashion by thumping No. 2 Oklahoma, 55-19, in the BCS Championship Game in the 2005 Orange Bowl before a sold-out crowd of 77,912 in Miami's Pro Player Stadium and a national prime time ABC-TV audience. USC became just the second team ever to hold the AP No. 1 ranking from the pre-season through the bowl (Florida State did it in 1999). The Trojans also became the 10th team to win consecutive AP national championships. It was Troy's 22nd victory in a row, including a school-record 13 in 2004. USC's 55 points tied its most ever in a bowl (and were the most ever allowed in a bowl by Oklahoma). It was a school-record eighth time in the season that USC won by 30-plus points. USC scored 38 of its points off of OU turnovers. QB Matt Leinart, the game's MVP, threw an Orange Bowl record (and USC record-tying) 5 touchdowns, including 3 to WR Steve Smith (tying both an Orange Bowl and USC record). PK Ryan Killeen set the USC career scoring record (with 329 points). Oklahoma looked impressive early, driving 92 yards for the game's first score midway through the opening quarter on a 5-yard pass from QB Jason White to WR Travis Wilson. But USC countered on the ensuing possession to start a 28-point scoring run, as TE Dominique Byrd made a spectacular one-handed TD grab of a 33-yard Leinart aerial. Then, late in the quarter, USC S Josh Pinkard recovered a botched OU punt return and TB LenDale White ran for a 6-yard TD on the next play. S Jason Leach intercepted White's desperation heave on Oklahoma's next series and Leinart soon after hit WR Dwayne Jarrett on a 54-yard scoring bomb. White was picked off again on OU's next drive, this time by CB Eric Wright, and 3 plays later Leinart hit Smith for a 5-yard score with 9:17 to go in the half. After Oklahoma responded with a 29-yard field goal by PK Garrett Hartley, USC took just 4 plays to score again, this time on Smith's impressive one-armed reception of a 33-yard Leinart pass. When Oklahoma fumbled the ball away on its following possession (LB Matt Grootegoed had the recovery), Killeen nailed a 44-yard field goal with 3 seconds to go to put USC up 38-10 at halftime. USC scored on its first 2 drives of the second half: a 4-yard Leinart-to-Smith pass and a 42-yard Killeen field goal. The Trojans capped a 27-point scoring outburst when White ran for an 8-yard TD just 5 plays after Grootegoed intercepted White early in the fourth quarter. The Sooners scored twice late in the game against mostly Trojan reserves, getting a safety when Leinart fell on a fumbled snap in the end zone and then on White's 9-yard pass to Wilson. USC piled up 525 total yards (averaging 8.3 yards per play) to the Sooners' 372, even though OU ran off 13 more plays (76 to 63) and held the ball for 35:06. But USC didn't turn the ball over, while Oklahoma had 5 giveaways. For USC, Leinart was 18-of-35 for 332 yards, White ran for 118 yards on 15 carries, Smith had 7 catches for 113 yards, Jarrett had 5 receptions for 115 yards and TB Reggie Bush had 149 all-purpose yards (75 yards on 6 rushes, 36 yards on 2 kickoff returns, 31 yards on 2 catches and a 7-yard punt return). LB Lofa Tatupu had a game-best 12 tackles, S Darnell Bing added 10 stops and Leach and Grootegoed each had 7. OU's White was 24-of-36 for 244 yards, but threw 3 interceptions, Wilson caught 7 passes for 59 yards and TB Adrian Peterson ran for 82 yards on 25 tries. It marked the first time that a pair of Heisman Trophy winners (Leinart and White) faced each other in a game (in fact, 4 of the 2004 Heisman finalists played in the game, including Bush and Peterson).

| | | | | | | |
|----------|----|----|----|---|----|----|
| Oklahoma | 7 | 3 | 0 | 9 | -- | 19 |
| USC | 14 | 24 | 10 | 7 | -- | 55 |

Scoring: USC--Touchdowns, S. Smith (3), White (2), Byrd, Jarrett. PAT, Killeen (7). Field Goal, Killeen (2).
 Oklahoma--Touchdowns, Wilson (2). PAT, Hartley. Field Goal, Hartley, Safety, Team.
Attendance: 77,912 **Date:** Jan. 4
**Win later vacated due to NCAA penalty*

**2006 Rose Bowl
 Texas 41, USC 38***

QB Vince Young ran for a pair of touchdowns in the final minutes—including an 8-yard scrambling game-winner on fourth-and-5 with 19 seconds to go—to help No. 2 Texas overcome a 12-point deficit and upend top-ranked USC, 41-38, in the BCS Championship Game in the 2006 Rose Bowl before a sold-out crowd of 93,986 and a national prime time ABC-TV audience. The win was Texas's 20th in a row and snapped USC's 34-game winning streak, denying the Trojans an unprecedented third consecutive national championship (it was also Troy's first loss after 16 straight non-conference wins and 16 consecutive victories over AP Top 25 teams). Young, the 2005 Heisman Trophy runnerup and Rose Bowl Offensive MVP, accounted for 467 yards of total offense, including 200 rushing (the most by a runner against USC since Oregon State's Ken Simonton had 234 in 2000) with 3 TDs and 267 through the air on 30-of-40 passing. After USC took a 38-26 lead with 6:42 to play on QB Matt Leinart's 22-yard scoring pass to WR Dwayne Jarrett (Jarrett's USC season record-tying 16th touchdown reception), Young marched the Longhorns down the field in 8 plays as he scrambled for a 17-yard TD with 4:03 to play. Then, after USC failed to convert a fourth-and-2 run at midfield on the ensuing possession, Texas took over with 2:09 remaining and took 11 plays to score the clincher. After USC opened the game's scoring on a 4-yard run by TB LenDale White following LB Kaluka Maiava's recovery of a fumbled Texas punt return, the Longhorns scored the next 16 points on 3 straight possessions. First, PK David Pino hit



BOWL GAME SUMMARIES

a 46-yard field goal after Texas recovered a USC fumble at the UT 19-yard line, then TB Selvin Young took a lateral from Young and went the remaining 12 yards for a score (coming after Texas intercepted a Trojan pass in the end zone), but Pino's PAT missed. Then, TB Ramonce Taylor raced 30 yards for a TD. USC responded as PK Mario Danelo nailed a career-long 43-yard field goal with 2 seconds to go in the half. The teams scored 53 points in the second half (the most points in a half ever at the Rose Bowl), when there were 4 lead changes. After White ran 3 yards for a TD early in the half to give Troy a 17-16 edge, Young answered with a 14-yard scoring run, but the Trojans came right back on White's 12-yard TD rumble late in the third quarter. After Pino missed a field goal on the first play of the fourth quarter, USC drove 80 yards, culminating in TB Reggie Bush's 26-yard scoring run. Texas narrowed the gap to 31-26 on its next series as Pino hit a 34-yard field goal with 8:46 to play, but USC responded on the ensuing drive with the Leinart-to-Jarrett TD for what appeared to be a comfortable lead before Young took over. The teams produced a Rose Bowl-record 1,130 yards of combined total offense (the 9 combined rushing TDs and 60 combined first downs were also Rose Bowl marks). USC had a Rose Bowl-record 574 total yards (including 365 passing) and averaged 7.0 yards per play. Its 38 points were the most by a losing team in the Rose Bowl. Texas had 556 total yards (the most against USC since California's 601 in 1991), including 289 rushing (the most allowed by USC since Kansas State had 340 in 2001), while averaging 7.3 yards per play (8.0 rushing). UT's 30 first downs were the most against the Trojans since UCLA had a USC opponent record-tying 32 in 1970. White ran for 124 yards and 20 carries with the 3 touchdowns (setting USC and Pac-10 records for season and career rushing and overall TDs), Leinart was 29-of-40 for 365 yards (he was 16-of-19 for 218 yards in the second half) and at one point connected on a Rose Bowl-record 11 consecutive passes. Bush had 279 all-purpose yards (82 on 13 carries, 95 on a season-best 6 receptions and 102 on 5 kickoff returns) and Jarrett had 10 catches for 121 yards. Bush and White set an NCAA record for career touchdowns by teammates (99). S Darnell Bing led USC with 9 tackles, CB Josh Pinkard added 7 stops and LB Oscar Lua had 6. USC limited Texas to just 3-of-11 third down conversions. Texas TE David Thomas had 10 catches for 88 yards, while WR Limas Sweed added 8 receptions for 65 yards. S Michael Huff, the 2005 Thorpe Award winner and Rose Bowl Defensive MVP, had a game-best 12 tackles with a fumble recovery. The game marked the first time that a team fielded a pair of already-named Heisman winners (Leinart and Bush). It also was USC's first loss to Texas in 5 meetings, its first defeat in 6 bowl appearances when ranked No. 1 and its first post-season loss to a Big 12 team in 6 bowl trips. USC set a school record for overall season attendance (1,037,565), the first time it was over the million mark, and overall season attendance average (79,813). The game was viewed on ABC-TV by 35.6 million fans, making it the highest-rated college football game since the 1987 Fiesta Bowl.

| | | | | | | |
|-------|---|----|----|----|----|----|
| Texas | 0 | 16 | 7 | 18 | -- | 41 |
| USC | 7 | 3 | 14 | 14 | -- | 38 |

Scoring: USC--Touchdowns, White (3), Bush, Jarrett. PAT, Danelo (5). Field Goal, Danelo.
Texas--Touchdowns, V. Young (3), S. Young, Taylor. PAT, Pino (3), V. Young (2-pointer). Field Goal, Pino (2).

Attendance: 93,926 Date: Jan. 4

*Loss later vacated due to NCAA penalty

2007 Rose Bowl USC 32, Michigan 18

No. 8 USC used a second half offensive explosion behind 4 touchdown passes from QB John David Booty and a game-long stifling defense to dominate No. 3 Michigan, 32-18, in the 2007 Rose Bowl in front of a sold-out crowd of 93,852 and a national ABC-TV audience. It was USC's most points and biggest victory margin ever over the Wolverines. It gave Troy 5 consecutive 11-win seasons. The win exorcised the close losses Troy had in its previous 2 visits to the Pasadena stadium (to Texas in the 2006 BCS Championship Game and to UCLA at the end of the 2006 regular season). It took 30 minutes for USC—making an unprecedented fifth straight BCS bowl appearance—to shake off the disappointment of the UCLA upset that knocked the Trojans out of the BCS Championship Game. And by game's end, USC's victory quashed any talk that Michigan should have been playing in the BCS Championship Game instead of the Rose Bowl. The teams traded field goals (a 26-yarder by Trojan PK Mario Danelo late in the first quarter and a 41-yarder by PK Garrett Rivas on Michigan's ensuing possession early in the second quarter) in a mundane first half that saw USC collect just 122 total yards (20 rushing) to the Wolverines' 76 (minus 9 on the ground). But after DE Lawrence Jackson intercepted a screen pass by QB Chad Henne near midfield on Michigan's first possession of the second half, USC took just 4 plays to get into the end zone as Booty hit WR Chris McFoy for a 2-yard score. Sensing Michigan's staunchness against the run (the Wolverines led the nation in rush defense at 43.0 and allowed USC just a season-low 48 rushing yards) but its susceptibility to the pass, Booty's first toss of that series was the start of 27 passes in the Trojans' next 29 plays, as they scored on 5 consecutive drives. Late in the third quarter, Booty hit WR Dwayne Jarrett—the game's Offensive MVP with 11 catches (giving him USC's career receptions record) for 205 yards, both personal bests—on a quick slant and Jarrett broke free for a 22-yard TD (Danelo missed the PAT). In his Rose Bowl career, Jarrett's 21 receptions, 326 yards and 3 TD catches were all Rose Bowl records. Then, on Michigan's following possession, LB Brian Cushing sacked QB Chad Henne and forced a fumble that Jackson recovered, leading to a 26-yard Danelo field goal with 48 seconds to go in the quarter. The Wolverines

responded, however, as Henne hit WR Adrian Arrington on an 11-yard scoring pass and TB Mike Hart ran for a 2-point conversion to pull the Wolverines within a score, 19-11, early in the final quarter. But the Trojans continued their aerial assault, with Booty lofting a season-long 62-yard pass over a pair of Michigan defenders for Jarrett's second TD of the game (Danelo's PAT kick missed again). Next, WR Steve Smith—who caught 7 passes for 108 yards to go over the 1,000-yard receiving barrier for the season—got into the act by catching a 7-yard TD pass from Booty on USC's 4-play, 85-yard drive with less than 7 minutes to go. The Wolverines added a late touchdown on a 41-yard Henne pass to WR Steve Breaston. Booty completed 27-of-45 passes en route to his 4 TDs (all career bests, with the 4 TDs tying a Rose Bowl mark) and his 391 passing yards were the most surrendered by Michigan since the Michigan State's 400 in 1999. USC's 439 yards of total offense far surpassed what Michigan had been allowing (254.1, sixth in the nation). The Trojan defense posted 6 sacks against a UM squad that had allowed just 18 all season and limited the Wolverines to just 12 rushing yards (they had averaged 189.2 rushing yards in 2006). Michigan TB Mike Hart, who had run for at least 90 yards in every game of 2006, was limited to 47 yards on 17 carries. Henne completed 26-of-41 passes for 309 yards, but 14 of those completions and 185 of the yards came in the fourth quarter when the game was virtually decided. Breaston had 7 grabs for 115 yards, while WR Mario Manningham (79 yards) and TE Tyler Ecker (78 yards) each had 6 receptions. USC LB Keith Rivers had a game-best 9 tackles, while 4 of Cushing's 7 tackles were for losses (including 2.5 sacks) and he forced a fumble to help him earn the game's Defensive MVP trophy. USC played before a school-record 11th sellout crowd of the season.

| | | | | | | |
|----------|---|---|----|----|----|----|
| USC | 3 | 0 | 16 | 13 | -- | 32 |
| Michigan | 0 | 3 | 0 | 15 | -- | 18 |

Scoring: USC--Touchdowns, McFoy, Jarrett (2), Smith. PAT, Danelo (3). Field Goal, Danelo (2).
Michigan--Touchdowns, Arrington, Breaston. PAT, Rivas, Hart (2-pointer). Field Goal, Rivas.

Attendance: 93,852 Date: Jan. 1

2008 Rose Bowl USC 49, Illinois 17

No. 6 USC piled up a Rose Bowl-record 633 yards of total offense and took advantage of 4 turnovers by No. 13 Illinois to post a dominant 49-17 victory in the 2008 Rose Bowl before a sold-out crowd of 93,923 and a national ABC-TV audience. It equalled the most points scored in the Rose Bowl (Michigan scored 49 points in the 1902 and 1948 games) and the 32-point victory margin was the Rose Bowl's largest since UCLA's 36-point win over the Illini in the 1984 game. The victory gave USC an NCAA record 6 consecutive 11-win seasons. QB John David Booty, the Rose Bowl Offensive MVP, completed 25-of-37 passes for 255 yards and 3 TDs to set a Rose Bowl career record for touchdown passes (7). TB Joe McKnight had 206 all-purpose yards (125 on 10 rushes, 45 on 6 receptions and 36 on 3 punt returns). TBs Stafon Johnson (104 yards on 9 carries) and Chauncey Washington (75 yards on 12 attempts) also helped USC run for a season-best 344 yards. TE Fred Davis had a game-high 7 receptions for 87 yards. USC's defense posted a season-high 15 tackles for a loss (including 5 sacks) against Illinois' spread offense. The Illini converted just 4-of-14 third downs. CB Cary Harris had a team-best 10 tackles, plus 2 turnovers, while LB Rey Mauluga won Rose Bowl Defensive MVP honors with 3 sacks, an interception and a forced fumble and DE Lawrence Jackson added 3 tackles for a loss among his 5 stops. USC built up a quick 21-0 lead. Troy scored on its opening drive as Booty hit Washington for an 8-yard TD. Then, after Mauluga intercepted a pass from QB Juice Williams on Illinois' next series, USC used some trickery on its first play as WR-QB Garrett Green took a lateral and fired a 34-yard scoring strike to TB Desmond Reed. The Trojans added to their lead late in the half on a 3-yard Washington TD run, but Illinois got on the board with 38 seconds to go in the half on a 28-yard field goal by Jason Reda. The Illini made a run at the Trojans early in the second half when TB Rashard Mendenhall burst 79 yards for a score on Illinois' first series (it was the longest run against USC since 2004). Illinois was driving again on its next possession before LB Kaluka Maiava punched the ball out of WR Jacob Willis' grasp at the USC 1-yard line and LB Brian Cushing recovered the ball in the end zone for a touchback. Troy then drove 80 yards, capped by a 2-yard Booty TD pass to Davis (on the drive, McKnight scooped up a bobbled lateral and raced 65 yards to the Illinois 12-yard line). The Illini turned the ball over on their next 2 possessions (Harris had an interception and then a fumble recovery) and USC converted both, with McKnight running for a 6-yard score and WR David Ausberry catching a 15-yard TD pass from Booty early in the fourth quarter. After USC stopped Illinois on downs at the Trojan 12 late in the fourth quarter, Troy drove 87 yards and scored on a 3-yard run by TB Hershel Dennis late in the game (his first TD since 2004). Illinois then got a touchdown against USC's reserves as QB Eddie McGee hit WR Arrelious Benn for a 56-yard score. The teams combined for 1,078 yards of total offense, as the Illini had 445 total yards. Mendenhall ran for 155 yards on 17 carries (he also caught 5 passes for 59 yards), Williams hit 21-of-35 passes for 245 yards and Benn had 5 catches for 59 yards.

| | | | | | | |
|----------|----|---|----|----|----|----|
| Illinois | 0 | 3 | 7 | 7 | -- | 17 |
| USC | 14 | 7 | 14 | 14 | -- | 49 |

Scoring: USC--Touchdowns, C. Washington (2), Reed, Davis, McKnight, Ausberry, Dennis. PAT, Buehler (7).
Illinois--Touchdowns, Mendenhall, Benn. PAT, Reda (2).
Field Goal, Reda.

Attendance: 93,923 Date: Jan. 1



**2009 Rose Bowl
USC 38, Penn State 24**

QB Mark Sanchez threw 4 touchdown passes and ran for another score as No. 5 USC opened up a 24-point halftime lead and beat No. 6 Penn State, 38-24, in the 2009 Rose Bowl before a sold-out crowd of 93,293 and a national ABC-TV audience. USC, appearing in its record-tying fourth straight Rose Bowl, became the first team to win 3 consecutive Rose Bowls. It was the second-most points Penn State allowed in its 41 bowl appearances and the most points surrendered by the Nittany Lions in their past 37 games. It was also the most points USC scored against PSU in the 9-game series. It was USC's ninth win in a row over Big Ten opponents (and sixth in a row against the league in the Rose Bowl). The teams exchanged touchdowns late in the first quarter, as Sanchez hit WR Damian Williams on a 27-yard scoring toss to cap an 11-play, 86-yard drive and then Penn State put together a 9-play, 80-yard drive, culminating with a 9-yard TD run by QB Daryll Clark. USC then went on a 24-point scoring binge on 4 consecutive possessions in the second quarter: Sanchez had a 6-yard TD run early in the quarter to finish an 80-yard drive, PK David Buehler followed with a 30-yard field goal, WR Ronald Johnson caught a 19-yard touchdown bullet from Sanchez and, following S Will Harris' recovery of a PSU fumble, Sanchez hit TB C.J. Gable on a short toss that Gable turned into a 20-yard score with 36 seconds to go. That 31-7 score at intermission was USC's most first-half points in any of its 33 Rose Bowl appearances (the 24-point lead was USC's second-largest Rose Bowl halftime margin, behind a 26-0 halftime lead against Pittsburgh in the 1930 game). The 31 points also eclipsed the most points Penn State had allowed in a game in 2008. USC held decisive halftime edges in first downs (19 to 7), total yards (341 to 177, including 276 to 117 passing), plays (41 to 27), possession time (17:15 to 12:45) and third down conversions (6-of-8 to 1-of-5). After a scoreless third quarter, Penn State came alive, beginning with a 2-yard Clark scoring pass to WR Derrick Williams at the top of the quarter. After USC responded on its ensuing possession with a 45-yard Sanchez TD bomb to Johnson, the Nittany Lions tallied on their next 2 series: a 25-yard field goal by PK Kevin Kelly and a 9-yard Clark pass to WR Jordan Norwood. Penn State got the ball 2 more times, but interceptions by Will Harris and CB Cary Harris (in the end zone at the gun) thwarted those drives. Sanchez, named the Rose Bowl Offensive MVP, completed 28-of-35 passes for 413 yards, career highs for completions and yardage. It was the second most passing yards in a Rose Bowl game (behind 456 by Oregon's Danny O'Neil in 1995) and the fourth highest in USC history (the most since Carson Palmer's 425 versus Notre Dame in 2002), while his touchdowns (4) and completion percentage (80.0%) tied Rose Bowl game records. Sanchez did this against a Penn State defense that had given up only 6 touchdown passes in 2008 and was allowing only 168.0 passing yards. His 4 TD passes gave him 34 on the season, second most in USC history behind Matt Leinart's 38 in 2003. Damian Williams had career bests with 10 receptions for 162 yards, the most by a Trojan since Dwayne Jarrett had 11 for 205 in the 2007 Rose Bowl against Michigan. TE Anthony McCoy added 5 catches for 48 yards, while Johnson (82 yards) and WR Patrick Turner (74 yards) each caught 4 passes. TB Stafon Johnson led USC with 63 yards on 15 carries. USC rolled up 413 total yards against a PSU defense that was allowing only 263.9 yards and 12.4 points. LB Brian Cushing had a USC-best 7 tackles, LB Rey Mauluga added 6 stops and Will Harris had 6 tackles to go with his fumble recovery and interception. USC LB Kaluka Maiava was named the Rose Bowl Defensive MVP as he had 4 tackles and 2 deflections. Penn State's 410 total yards and 273 passing yards were the most against USC in 2008. Clark hit 21-of-36 passes for 273 yards, while TB Stephon Green led the Nittany Lions in rushing (10 carries for 57 yards) and receptions (5 for 67 yards). Butler (97 yards) and Williams (34 yards) each had 4 catches for PSU. LB Josh Hull had a game-high 10 tackles, 5 of LB Navarro Bowman's 8 tackles were for losses and CB Tony Davis had 8 stops and a fumble recovery. PSU was penalized 9 times, including 7 in the first half. Legendary Penn State coach Joe Paterno, college football's winningest coach, coached from the press box after having hip surgery several weeks prior. The game was a rematch of the 1923 Rose Bowl that was the first played in the current Rose Bowl stadium. It was just the third time that USC played back-to-back games in the stadium.

| | | | | | |
|------------|---|----|---|----|-------|
| Penn State | 7 | 0 | 0 | 17 | -- 24 |
| USC | 7 | 24 | 0 | 7 | -- 38 |

Scoring: USC--Touchdowns, Williams, Sanchez, R. Johnson (2), Gable. PAT, Buehler (5). Field Goal, Buehler.
Penn State--Touchdowns, Clark, Williams, Norwood. PAT, Kelly (3). Field Goal, Kelly.
Attendance: 93,293 **Date:** Jan. 1

**2009 Emerald Bowl
USC 24, Boston College 13**

QB Matt Barkley threw a pair of touchdown passes to FB Stanley Havili and ran for another score while the USC defense shut out Boston College in the second half to lead the Trojans to a 24-13 win in their first-ever Emerald Bowl appearance on a chilly, soggy night in front of a capacity crowd of 40,121 in AT&T Park in San Francisco and a national ESPN cable audience. USC, which entered the game unranked for the first time since the end of the 2001 season when it last played in a non-BCS bowl, won its 16th consecutive non-conference game and its 32nd bowl game. It was Troy's first game against BC since 1988 and its first in San Francisco since 1943. The Trojans scored on their first 2 possessions with a pair of drives that exceeded 80 yards, with Havili weaving 53 yards with a Barkley pass on the first series and then

catching a 5-yard Barkley pass on the second series early in the second half. But the Eagles responded on their next 2 drives, with RB Montel Harris getting a 7-yard TD run (the extra point kick missed) and then, after getting an interception, WR Rich Gunnell jetting 61 yards with a pass from QB Dave Shinskie late in the half (it was the longest reception against USC since BYU's Todd Watkins had a 69-yarder in 2004) to pull within 14-13 at intermission. But the Trojans limited BC to only 91 total yards in the second half, including just 19 in the third quarter. USC converted a pair of turnovers into scores in the second half. After DT Jurrell Casey recovered a fumble, PK Jordan Congdon hit a 38-yard field goal midway through the third quarter. Then after an interception by CB Shareece Wright (seeing his first action of 2009 after being academically ineligible), Barkley scored on a 1-yard sneak early in the fourth quarter. Barkley was 27-of-37 (a career best for completions) for 350 yards and hit 13 of his first 14 passes (including his first 7). WR Damian Williams was voted the game's Offensive MVP after catching 12 passes for 189 yards (both personal bests) and he set up USC's last 2 TDs after hauling in bombs. Havili added 6 receptions for 83 yards (both career highs) and WR Ronald Johnson had 6 for 58 yards. TB Allen Bradford ran for 72 yards on a personal-best 17 carries. DT Christian Tupou led USC with 7 tackles, including 1.5 for losses, while LB Malcolm Smith added 6 stops. For Boston College, Shinskie was 14-of-33 for 218 yards, Gunnell caught 6 passes for 130 yards and Harris ran for 102 yards on 23 tries (his fifth straight 100-yard outing). LB Luke Kuechly had 16 tackles and was named the game's Defensive MVP. USC had 438 total yards (with a season-low 88 on the ground) to BC's 312, held the ball 34:23 and limited the Eagles to just 4-of-12 on third down conversions. It rained for 2 hours before kickoff and then lightly again during the third quarter. The Trojans played without 4 starters: CB Josh Pinkard (knee injury), TB Joe McKnight (held out by USC's NCAA compliance office) and TE Anthony McCoy and OT Tyron Smith (both academically ineligible).

| | | | | | |
|----------------|---|----|---|---|-------|
| Boston College | 0 | 13 | 0 | 0 | -- 13 |
| USC | 7 | 7 | 3 | 7 | -- 24 |

Scoring: USC--Touchdowns, Havili (2), Barkley. PAT, Congdon (3). Field Goal, Congdon.
Boston College--Touchdowns, Harris, Gunnell. PAT, Aponavicius (1).
Attendance: 40,121 **Date:** Dec. 26

**2012 Sun Bowl
Georgia Tech 21, USC 14**

QB Tevin Washington ran a touchdown while throwing for another and Georgia Tech used a staunch defense to propel the Yellow Jackets to a 21-7 upset over USC in the 79th Hyundai Sun Bowl in El Paso on a cold (low 40s), windy (20 mph gusts) day before 47,922 fans and a national CBS-TV audience. USC became the first AP pre-season No. 1 team ever to end up with 6 losses and the first to finish unranked since 1964. It was the Trojans' third straight loss of 2012, their longest losing skid since 2001. Troy lost 5 of its final 6 games after a 6-1 start to snap a streak of 10 straight 8-win seasons. USC, playing in the post-season after a 2-year NCAA-imposed bowl ban, remained winless in 3 visits to the Sun Bowl. Georgia Tech, which needed an NCAA waiver (because of a sub-.500 record) to qualify for a bowl berth, broke a 7-bowl game losing streak. It was the first meeting between the schools since 1973. USC's offense was stymied by a Yellow Jacket defense that was allowing an average of 29.9 points and 387.0 total yards. The Trojans got just 205 total yards (their fewest since also getting 205 versus California in 2004), including 107 passing (fewest since getting 7 against Penn State in 2000), and 10 first downs (fewest since getting 8 versus Florida State in 1998) while converting only 3-of-15 third downs (and 0-of-1 on fourth downs). Troy had just 59 plays while holding the ball only 23:35. USC failed to get a first down in 8 of its 14 possessions. In the second half, the Trojans had just 89 total yards and were shut out on 32 plays. Georgia Tech, using a spread option attack that averaged 312.5 rushing yards, had 294 of its 369 total yards via the run. The Yellow Jackets passed just 10 times (with only 5 completions) among its 73 plays (the fewest pass attempts against USC since Washington State's 9 in 2008 and the fewest completions since Colorado's 2 in 2002). Tech's 75 passing yards were the fewest versus the Trojans since Notre Dame's 41 in 2008. After a scoreless first quarter, both teams scored a TD in the second quarter. The Yellow Jackets went 74 yards in 14 plays, capped by a 3-yard pass from QB Vad Lee to RB David Sims early in the quarter. Then, after DE Morgan Breslin forced a fumble that DE Wes Horton recovered, QB Max Wittek hit TB Silas Redd on a 9-yard score with 50 seconds to play. Georgia Tech took advantage of a 56-yard punt return by CB Jamal Golden to the USC 1-yard line on its first possession of the second half, with Washington getting the 1-yard TD run 2 plays later. Washington then hit RB Orwin Smith on a 17-yard TD pass early in the fourth quarter. USC got in the red zone on its last 2 possessions in the game's final 7 minutes, but Wittek had passes picked off in the end zone both times. Wittek, starting his second straight game for injured QB Matt Barkley, completed just 37.8% of his passes (14-of-37) for 107 yards with 1 TD and 3 interceptions while every throw was seemingly affected by the wind. He was 7-of-24 (29.2%) for 49 yards in the second half. Redd ran for 88 yards on 17 carries. WR Marqise Lee caught 6 passes for 41 yards, while WR Robert Woods added 3 grabs for 33 yards. LB Hayes Pullard had a game-best 16 tackles (the most by a Trojan since Troy Polamalu had 20 against Utah in 2001), DT Leonard Williams had 14 stops and S T.J. McDonald had 13. LB Lamar Dawson had an interception. For Tech, Sims rushed for 99 yards on 17 tries and RB Zach Laskey added 60 yards on 6 tries. Washington ran for 56 yards on 16 carries and was 3-of-5 passing for 49 yards, while Lee ran for 52 yards on 10 tries and completed 2-of-5 passes for 26 yards.



BOWL GAME SUMMARIES

| | | | | | |
|--------------|---|---|---|---|-------|
| USC | 0 | 7 | 0 | 0 | -- 7 |
| Georgia Tech | 0 | 7 | 7 | 7 | -- 21 |

Scoring: USC--Touchdowns, Redd, PAT, Heidari.
Boston College--Touchdowns, Sims, Washington,
Smith, PAT, Tanner [3].

Attendance: 47,922 Date: Dec. 31

2013 Las Vegas Bowl USC 45, Fresno State 20

QB Cody Kessler threw a Las Vegas Bowl-record and career-high 4 touchdown passes, including a pair each to WRs Marqise Lee and Nelson Agholor, and TB Javorius Allen ran for 2 more scores, while USC's defense throttled No. 21 Fresno State's potent aerial attack as the Trojans posted a convincing 45-20 victory in the 22nd Royal Purple Las Vegas Bowl in front of a sold out crowd of 42,178 fans (the second most in Sam Boyd Stadium and game history) and a national ABC-TV audience. USC, which recorded its 25th 10-win season despite a season of adversity that included 4 head coaches, was led in Las Vegas by interim head coach Clay Helton, who took over the reins after former interim head coach Ed Orgeron resigned after the regular season (incoming head coach Steve Sarkisian watched the game from the press box). It was Troy's first 14-game season in history. Fresno State, which entered the game with a school-record 11 wins (and just one loss) after capturing the inaugural Mountain West Conference championship game, will meet the Trojans again to open the 2014 season in the Coliseum. USC limited a Bulldog offense, which led the nation in passing (409.8) and was third in total offense (45.3) and fifth in scoring offense (45.3), to just 216 passing yards and 253 total yards. FSU QB Derek Carr came in leading the nation in passing (305.5) but was held to 216 yards on 29-of-54 passing (just 53.7%, well shy of his 70.1% prior to the game) with an interception. Bulldog WR Davante Adams entered the game leading the nation in receptions (10.2) and was second in receiving yards (137.1), but had just 73 yards on 9 catches. Fresno State held the ball just 18:33 and had only 61 plays (it ran the ball just 6 times for 37 yards, the fewest opponent rushes ever against USC) while converting only 2-of-14 third downs and 1-of-3 fourth downs. The Bulldogs went 3-and-out on 6 of their 14 possessions. All of FSU's scores came following USC miscues in Trojan territory, including twice on drives of less than 40 yards. The Bulldogs' 55 pass attempts were the most against USC since Oregon State's 60 in 2003. USC had 499 yards of total offense on 76 plays with 24 first downs. Its 41:27 possession time was its most since getting 41:57 against Stanford in 1989. Game MVP Kessler outplayed Carr, his longtime friend from his Bakersfield hometown, as he hit 73.3% of his passes (22-of-30) for a career-best 345 yards. He was sacked just once by the nation's leading sack team. Lee had 7 receptions for 118 yards and Agholor added 5 grabs for 94 yards, while Allen ran for 86 yards on 27 carries and caught 4 passes for another 33 yards. CB Kevon Seymour, who led USC with 7 tackles, was named the Defensive Outperformer of the Game, while sixth-year senior walk-on C Abe Markowitz, making his first start of the season, was the Offensive Outperformer of the Game. USC opened up a 35-6 lead at halftime, including scoring the final 28 points of the half. USC drove 65 yards on the game's opening series, capped by a 10-yard Kessler TD pass from Lee. After USC's ensuing onside kick recovery was negated by a penalty, the Bulldogs took only 3 plays to get in the end zone on an 8-yard Carr pass to WR Isaiah Burse. Troy came right back on its next possession, as Kessler hit Agholor with a 40-yard TD pass. The Trojans scored on their first 3 series of the second quarter, first on a 17-yard Kessler-to-Agholor pass (after FSU didn't convert a fourth down run), then on a 24-yard Allen run (following a failed FSU fake punt deep in its territory) and finally on Kessler's 40-yard throw to Lee. At halftime, USC had rolled up 326 total yards and 15 first downs to FSU's 138 total yards with 8 first downs (and just 1-of-8 on third downs), and Kessler was 14-of-18 for 244 yards passing. The Bulldogs scored early in the third quarter after recovering a USC fumbled punt, with Carr hitting Allen for a 23-yard TD. But USC responded on the next series as PK Andre Heidari nailed a 39-yard field goal. FSU S Derron Smith returned an interception 41 yards for a score at the top of the fourth quarter, but the Bulldogs went 3-and-out on their final 2 possessions. Allen's 1-yard scoring run late in the game finished the scoring.

| | | | | | |
|--------------|----|----|---|---|-------|
| Fresno State | 6 | 0 | 7 | 7 | -- 20 |
| USC | 14 | 21 | 3 | 7 | -- 45 |

Scoring: USC--Touchdowns, Lee [2], Agholor [2], Allen [2], PAT, Heidari [6]. Field Goal, Heidari.
Fresno State--Touchdowns, Burse, Adams, Smith, PAT, McGuire [2].

Attendance: 42,178 Date: Dec. 21

2014 Holiday Bowl USC 45, Nebraska 42

No. 24 USC—behind QB Cody Kessler's 3 touchdown passes, a pair of scores by both TB Javorius Allen and CB-WR-RET Adoree' Jackson, a pair of fourth quarter fourth-down defensive stops and a batted-down Hail Mary pass at the gun—held off No. 25 Nebraska, 45-42, in a wild shootout on a chilly evening in Troy's first appearance in the Holiday Bowl before a crowd of 55,789 fans in San Diego's Qualcomm Stadium and a national ESPN audience. It was USC's 33rd bowl victory (not including a win vacated by NCAA penalty), including its eighth in the past 9 bowls. The win kept USC undefeated against Nebraska

in 5 meetings (it was the first time the teams met in the post-season). It was USC's 13th straight win over a Big Ten team, including 8 in a row in a bowl. The teams combined for 1,040 total yards and 87 points, with 4 touchdowns measuring more than 40 yards. There were 27 points scored in the first quarter and 38 in the third. After USC built a 45-27 lead late in the third quarter on Kessler's 20-yard TD pass to TE Bryce Nelson, Nebraska countered with a 65-yard scoring pass from QB Tommy Armstrong Jr. to WR Jordan Westerkamp. Nebraska was stopped on fourth down on the USC 34 on its next possession, but Armstrong raced 15 yards for a score (and then hit WR Kenny Bell on the conversion) on the Cornhuskers' next drive with 6:52 to play to pull within 3 points. USC then went 3-and-out for its third straight possession and Nebraska drove to the Trojan 31, only to be stopped short again on fourth down with 2:31 remaining. Nebraska got the ball back with 17 seconds to play and drove to its 44, but Armstrong's Hail Mary pass with 1 second to go was knocked away by WR Nelson Agholor, who was inserted to defend the play. After Nebraska opened the game's scoring on PK Drew Brown's 34-yard field goal when it took over at midfield following a partially blocked punt, Jackson ran back the ensuing kickoff a Holiday Bowl-record 98 yards for a TD. Nebraska answered with a 18-yard Armstrong-to-Bell TD pass, then USC countered with a 42-yard field goal by PK Andre Heidari to tie the game at 10-10 midway through the opening quarter. Armstrong hit WR DeMornay Pierson-EI with a 9-yard scoring pass late in the quarter, but USC responded again as Kessler found Agholor for a 17-yard TD early in the second quarter. The Trojans then took a 24-17 lead into halftime on Allen's 2-yard scoring run to cap an 80-yard drive. Nebraska benefitted from outstanding field position in the opening half, as the average start of its 9 first-half possession was its 45-yard line. USC extended its margin to 31-17 early in the second half when Kessler threw a short pass to Jackson, who raced 71 yards for a TD. The teams then traded TDs, with RB Ameer Abdullah getting a 20-yard TD run and Allen scoring on a 44-yard run. After Nebraska blocked another USC punt late in the third quarter and took over at the USC 16, Brown nailed a 24-yard field goal to pull the Cornhuskers within 38-27. USC won despite Nebraska having more total yards [525 to 515], passing yards (381 to 321), first downs (28 to 22), plays (94 to 73) and possession time (34:26 to 25:34). The Trojans were penalized 12 times for 97 yards and converted just 3-of-14 third downs (0-of-6 in the second half). Kessler, the game's Offensive MVP, completed 23-of-39 throws for 321 yards and 3 TDs with an interception, and he tied the USC season records for TD passes (39) and 300-yard passing games (7) and set season marks for completions (315), completion percentage (69.7), passing efficiency (167.1) and interception rate (1.11). Allen ran for a game-best 152 yards on 26 carries and had a 16-yard reception, giving him at least 100 all-purpose yards in every game of 2014. Jackson, who became the first Trojan since R. Jay Soward in 1996 with 2 scoring kick runbacks in a season, had 203 all-purpose yards (3 receptions for 73 yards and 3 kick returns for 130 yards) along with 7 tackles. Agholor caught 7 passes for 90 yards, giving him 104 catches in 2014 (third best in USC history). DE Leonard Williams, the game's Defensive MVP, and CB Josh Shaw each had a team-high 9 tackles (Williams had a sack), while LB Hayes Pullard added 8 stops to become the first Trojan since Dennis Johnson in 1977-79 to lead USC in tackles for 3 seasons. For Nebraska, Armstrong hit 32-of-51 passes for 381 yards with 3 TDs and an interception and he ran for 41 yards on 12 tries, Abdullah had 269 all-purpose yards (88 on 27 carries, 61 on 6 receptions and 120 on 3 kickoff returns), Pierson-EI had 8 catches for 102 yards and Bell had 7 grabs for 71 yards. The Cornhuskers were led by interim head coach Barney Cotton, filling in after head coach Bo Pellini was released after the regular season. It was just USC's seventh game in San Diego and the first since 1992.

| | | | | | |
|----------|----|----|----|---|-------|
| Nebraska | 17 | 0 | 17 | 8 | -- 42 |
| USC | 10 | 14 | 21 | 0 | -- 45 |

Scoring: USC--Touchdowns, Jackson [2], Agholor, Allen [2], Dixon, PAT, Hedari [6]. Field Goal, Heidari.
Nebraska--Touchdowns, Bell, Pierson-EI, Abdullah, Westerkamp. PAT, Brown [4], Bell [2-pointer].
Field Goals, Brown [2].

Attendance: 55,789 Date: Dec. 27

2015 Holiday Bowl Wisconsin 23, USC 21

PK Rafael Gaglianone kicked 3 field goals, including a 29-yarder with 2:27 to play, to give No. 23 Wisconsin a 23-21 victory over USC in the National Funding Holiday Bowl on a chilly evening before 48,329 fans in San Diego's Qualcomm Stadium and a national ESPN audience. It was USC's first loss to Wisconsin in 7 meetings (the teams last played in 1966) and it snapped Troy's 13-game winning streak over Big Ten squads (including 8 straight in bowls). USC trailed the entire game before taking a 21-20 lead with 10:19 to play on a 7-yard touchdown pass from QB Cody Kessler to WR Darreus Rogers. But later in the final quarter, the Badgers drove 42 yards into position for Gaglianone's game-winning 3-pointer. Overall, USC had only 286 total yards (just 65 rushing) and 16 first downs (all season lows) on 61 plays against a Wisconsin defense that came into the game ranked first nationally in scoring (13.1), third in total yards (267.1), fourth in rushing (97.9) and sixth in passing (169.2). Troy converted just 5-of-14 third downs. Wisconsin ended up with 394 total yards on 75 plays while posting 37:18 of possession time. After a scoreless first quarter, Wisconsin built a 10-0 lead on Gaglianone's 28-yard field goal early in the second quarter and then a 6-yard scoring run by RB Corey Clement on the Badgers' next possession. USC responded on its ensuing drive with a 1-yard TD run by TB Justin Davis, but Wisconsin answered right back by driving 71



yards on 12 plays to set up Gaglianone's 33-yard field goal with 26 seconds to play in the half to give the Badgers a 13-7 edge. Wisconsin had 238 yards on 39 plays in the first half to USC's 114 yards on 24 plays (Troy had the ball just 9:49). Wisconsin scored on its first series of the second half as QB Joel Stave hit TE Austin Traylor with a 4-yard TD toss. But the Trojans got a 4-yard Davis TD run on the next series to pull within 20-14 late in the third quarter. Kessler was 18-of-32 for 221 yards, WR JuJu Smith-Schuster had 4 catches for 65 yards, TB Ronald Jones ran for 47 yards on 8 carries and DT Delvon Simmons had a game-best and career-high 11 tackles (2 for losses). For Wisconsin, Stave was 18-of-27 for 217 yards to earn Holiday Bowl Offensive MVP honors, while WR Alex Erickson had 5 receptions for 54 yards and Clement ran for a game-best 66 yards on 19 tries. DLB Jack Cichy, the game's Defensive MVP, led Wisconsin with 9 tackles, including 3 consecutive sacks on a third quarter series right after USC had closed to 20-14 (he also hit Kessler's arm to force an interception with 1:44 to play).

| | | | | | | |
|-----------|---|----|---|---|----|----|
| USC | 0 | 7 | 7 | 7 | -- | 21 |
| Wisconsin | 0 | 13 | 7 | 3 | -- | 23 |

Scoring: USC--Touchdowns, J. Davis (2), Rogers. PAT, Wood (3).
Wisconsin--Touchdowns, Clement, Traylor. PAT,
Gaglianone (2). Field Goals, Gaglianone (3).
Attendance: 48,329 **Date:** Dec. 30

**2017 Rose Bowl
USC 52, Penn State 49**

After QB Sam Darnold threw a Rose Bowl-record 5 touchdowns, PK Matt Boermeester rebounded from a pair of earlier missed field goal attempts to nail a 46-yarder at the gun to help No. 9 USC overcome a 14-point fourth quarter deficit and propel the Trojans to a wild and legend-making 52-49 victory over No. 5 Penn State in the 103rd Rose Bowl before a sold-out crowd of 95,128 fans on a chilly Jan. 2 afternoon and an ESPN national audience. It was the highest scoring Rose Bowl in history (by 18 points), as well as the largest fourth quarter deficit a team has overcome to win a Rose Bowl (USC also was down by 15 points in the third quarter, marking the largest victorious comeback from any point in a Rose Bowl). The victory not only snapped Penn State's 9-game winning streak, it extended USC's winning string to 9 games and gave the Trojans their 26th 10-win season. It also upped Troy's Rose Bowl record to 25-8 (not including 1 loss vacated due to NCAA penalty). Darnold, the game's Offensive MVP, was 33-of-53 passing for 453 yards (all were the second most ever in a Rose Bowl) and he set a Rose Bowl total offense record of 473 yards. He was 10-of-10 for 135 yards in the fourth quarter while leading USC on 2 long scoring drives in the final 9 minutes to tie the score and set the stage for Boermeester's game winner. WR Deontay Burnett caught 13 passes for 164 yards, with a Rose Bowl record-tying 3 TDs (all career bests). His 13 receptions were the second most ever in a Rose Bowl. Boermeester, who hit a pair of first quarter field goals but also missed 51- and 44-yarders in the first half, tied a Rose Bowl record with his trio of 3-pointers. It was only the fourth time ever that USC won a game on a field goal at 0:00. Boermeester's game winner was set up by a 32-yard third down interception return by S Leon McQuay III with 27 seconds to play, just one snap after McQuay dropped a potential pick on a similar long pass. The teams, which together put up 1,040 yards of total offense, set Rose Bowl game records for total touchdowns (13), passing TDs (9) and passing first downs (35). USC set Rose Bowl records for first downs (33) and passing first downs (23), its 453 passing yards was just 3 shy of the Rose Bowl mark and Troy finished in the Top 5 on the Rose Bowl charts for pass attempts (54), completions (33), plays (88), total yards (575), touchdowns (6), field goals (3) and points (52). USC held the ball for 33:21 and converted 8-of-15 third downs, but was penalized 10 times. Penn State rolled up 465 total yards, including 211 rushing, and 23 first downs on 62 plays, but converted just 4-of-10 third downs and turned the ball over 3 times. At one point, PSU scored on 7 consecutive drives, including on 4 straight offensive plays. Its 49 points were the most by a Rose Bowl losing team, while its 28 third quarter points were the most ever in any Rose Bowl quarter. The Nittany Lions were held scoreless in the first and fourth quarters (managing just 52 yards), including only 14 yards in the final quarter when it failed to convert on all 4 third downs tries. PSU RB Saquon Barkley ran for 194 yards on 25 carries along with 5 catches for 55 yards and 2 kick returns for 57 yards for 306 all-purpose yards, QB Trace McSorley was 18-of-29 for 254 yards and 4 TDs but threw 3 picks and WR Chris Godwin had 9 catches for 187 yards. CB Iman Marshall and then CB-WR-RET Adoree' Jackson picked off McSorley's first 2 passes of the game and USC converted the second one into a touchdown on a 26-yard Darnold aerial to Burnett, the first of 5 scores on consecutive first-half drives for the Trojans. Boermeester then hit 22- and 44-yard field goals late in the first quarter to get Troy off to a 13-0 start. But Penn State responded as Barkley had a 24-yard scoring run early in the second quarter, the first of its 7 consecutive TD drives. USC countered with a 3-yard TD toss from Darnold to Burnett, only to have Penn State answer back on McSorley's 30-yard scoring pass to Godwin. USC built the margin back to 13 points on Darnold's 3-yard TD pass to WR Darreus Rogers, but PSU pulled within 27-21 at halftime on McSorley's 11-yard TD throw to TE Mike Gesicki with 54 seconds left, the first of 4 TDs the Nittany Lions would score on consecutive offensive plays. After a USC drive stalled to open the second half, Barkley jetted 79 yards for a score on PSU's first play (the longest run surrendered by USC in 2016). On the first play of Penn State's next possession, Godwin hauled in a 72-yard McSorley bomb for a touchdown (the longest pass allowed by USC in 2016) and, after Darnold was intercepted deep in Trojan territory on USC's next drive, McSorley raced 3 yards on the following play to put the Nittany

Lions up 42-27 just 10:26 into the third quarter. USC ended PSU's 28-point scoring run on its ensuing drive by getting a 13-yard Darnold scoring toss to WR JuJu Smith-Schuster (Troy added a 2-point conversion on a Darnold pass to TE Taylor McNamara), but the Nittany Lions responded with an 82-yard scoring march late in the third quarter, capped by McSorley's 7-yard TD pass to Barkley to give PSU a 49-35 lead. After failed possessions by both teams, USC closed the gap after a 3-yard TD run by TB Ronald Jones II with 8:15 to play to finish an 83-yard drive. USC forced Nittany Lion punts on their next 2 series, with Troy getting the ball back on its own 20 with 1:59 to go and taking just 3 plays to tie the game at 49 all on Darnold's 27-yard TD strike to Burnett, who broke off his flat route and instead ran to the post. The Trojans forced Penn State into third-and-9 on its next drive, setting up McQuay to make his dramatic interception. Smith-Schuster had 7 grabs for 133 yards in the game and Jones, who wore jersey #4 in honor of late USC TB Joe McKnight (the entire team wore a JM4 helmet sticker), ran for 55 yards on 20 carries. DT Stevie Tu'ikolovatu, who was the Rose Bowl Defensive MVP, led USC with 8 tackles, while McQuay had 7. The attendance was the Rose Bowl's largest since 1998 and the most for a USC game since 106,033 at Ohio State in 2009. The 55-degree temperature at kickoff was the coolest since the 1974 Rose Bowl (also 55). The game lasted 4 hours and 12 minutes (USC's longest since the 2012 Syracuse game, 4:24). The ESPN College GameDay pre-game show emanated from the stadium's field.

| | | | | | | |
|------------|----|----|----|----|----|----|
| USC | 13 | 14 | 8 | 17 | -- | 52 |
| Penn State | 0 | 21 | 28 | 0 | -- | 49 |

Scoring: USC--Touchdowns, Burnett (3), Rogers, Smith-Schuster, R. Jones. PAT, Boermeester (5). Field Goals, Boermeester (3).
Penn State--Touchdowns, Barkley (3), Godwin (2), Gesicki, McSorley. PAT, Davis (7).
Attendance: 95,128 **Date:** Jan. 2

**2017 Cotton Bowl
Ohio State 24, USC 7**

No. 5 Ohio State took advantage of No. 8 USC's 4 turnovers, 8 allowed sacks and red zone inefficiency to post a 24-7 victory in the Goodyear Cotton Bowl Classic before a sold-out crowd of 67,510 fans in AT&T Stadium in Arlington, Tex., and a national ESPN audience. The victory snapped USC's 7-game winning streak over Ohio State. Despite the score, USC dominated many of the statistics, outgaining the Buckeyes 413 to 277 while getting more plays (81-55) and first downs (23-13) and holding the ball for 34:56. USC limited OSU to just 2-of-12 on third downs. Ohio State entered the game in the national Top 10 in total offense (523.6), scoring offense (42.5) and total defense (292.3). The Buckeyes jumped out to a 24-0 lead before USC scored late in the first half. USC held OSU scoreless the rest of the way, allowing only 94 yards and 4 first downs in the second half (and 0-of-5 on third downs). It was the first scoreless half in a Cotton Bowl since 1983. USC outgained OSU in the first half, 201 to 183. After USC fumbled on its third play of the game, QB J.T. Barrett scored on a 1-yard run to cap a quick 19-yard drive. PK Sean Nuernberger hit a 26-yard field goal on the first play of the second quarter to culminate an 83-yard drive. Then, on USC's next play from scrimmage, S Damon Webb went 23 yards with an interception for a TD. Later in the quarter, Barrett raced 28 yards for a score just 2 plays after USC lost a fumble. USC then recovered a fumbled punt return and converted it into TB Ronald Jones II's 1-yard TD run near the end of the half. USC got into the red zone 3 times in the fourth quarter but came away with no points on a missed field goal, a lost fumble and an unsuccessful fourth down try. QB Sam Darnold was 26-of-45 for 356 yards, WR Deontay Burnett caught a Cotton Bowl record 12 passes for 139 yards, WR Tyler Vaughns had 6 receptions for 119 yards and Jones ran for 64 yards on 19 tries. USC rushed for only 57 yards. ILB Cameron Smith had a game-high 10 tackles, ILB John Houston Jr. added 8 stops and DLB Uchenna Nwosu had 2 sacks. Barrett was 11-of-17 for 114 yards passing and ran for 66 yards on 16 tries for the Buckeyes. Ohio State's 8 sacks were the most against USC since California had 9 in 1999.

| | | | | | | |
|------------|---|----|---|---|----|----|
| USC | 0 | 7 | 0 | 0 | -- | 7 |
| Ohio State | 7 | 17 | 0 | 0 | -- | 24 |

Scoring: USC--Touchdowns, R. Jones. PAT, McGrath.
Ohio State--Touchdowns, Barrett (2), Webb. PAT,
Nuernberger (3). Field Goal, Nuernberger.
Attendance: 67,510 **Date:** Dec. 29





FINAL TOP 10 POLLS

ASSOCIATED PRESS (1936-Present)

- 1936**
1. Minnesota
 2. LSU
 3. Pittsburgh
 4. Alabama
 5. Washington
 6. Santa Clara
 7. Northwestern
 8. Notre Dame
 9. Nebraska
 10. Pennsylvania

- 1937**
1. Pittsburgh
 2. California
 3. Fordham
 4. Alabama
 5. Minnesota
 6. Villanova
 7. Dartmouth
 8. LSU
 9. Notre Dame
 10. Santa Clara

- 1938**
1. TCU
 2. Tennessee
 3. Duke
 4. Oklahoma
 5. Notre Dame
 6. Carnegie Tech
 7. USC
 8. Pittsburgh
 9. Holy Cross
 10. Minnesota

- 1939**
1. Texas A&M
 2. Tennessee
 3. USC
 4. Cornell
 5. Tulane
 6. Missouri
 7. UCLA
 8. Duke
 9. Iowa
 10. Duquesne

- 1940**
1. Minnesota
 2. Stanford
 3. Michigan
 4. Tennessee
 5. Boston College
 6. Texas A&M
 7. Northwestern
 8. Nebraska
 9. Mississippi State
 10. Washington

- 1941**
1. Minnesota
 2. Duke
 3. Notre Dame
 4. Texas
 5. Michigan
 6. Fordham
 7. Missouri
 8. Duquesne
 9. Texas A&M
 10. Navy

- 1942**
1. Ohio State
 2. Georgia
 3. Wisconsin
 4. Tulsa
 5. Georgia Tech
 6. Notre Dame
 7. Tennessee
 8. Boston College
 9. Michigan
 10. Alabama

- 1943**
1. Notre Dame
 2. Iowa Pre-Flight
 3. Michigan
 4. Navy
 5. Purdue
 6. Great Lakes
 7. Duke
 8. Del Monte
 9. Northwestern
 10. March Field

- 1944**
1. Army
 2. Ohio State
 3. Randolph Field
 4. Navy
 5. Bainbridge
 6. Iowa Pre-Flight
 7. USC
 8. Michigan
 9. Notre Dame
 10. 4th AAF

- 1945**
1. Army
 2. Alabama
 3. Navy
 4. Indiana
 5. Oklahoma State
 6. Michigan
 7. St. Mary's
 8. Pennsylvania
 9. Notre Dame
 10. Texas
 11. USC

- 1946**
1. Notre Dame
 2. Army
 3. Georgia
 4. UCLA
 5. Illinois
 6. Michigan
 7. Tennessee
 8. LSU
 9. North Carolina
 10. Rice

- 1947**
1. Notre Dame
 2. Michigan
 3. SMU
 4. Penn State
 5. Texas
 6. Alabama
 7. Pennsylvania
 8. USC
 9. North Carolina
 10. Georgia Tech

- 1948**
1. Michigan
 2. Notre Dame
 3. North Carolina
 4. California
 5. Oklahoma
 6. Army
 7. Northwestern
 8. Georgia
 9. Oregon
 10. SMU

- 1949**
1. Notre Dame
 2. Oklahoma
 3. California
 4. Army
 5. Rice
 6. Ohio State
 7. Michigan
 8. Minnesota
 9. LSU
 10. Pacific

- 1950**
1. Oklahoma
 2. Army
 3. Texas
 4. Tennessee
 5. California
 6. Princeton
 7. Kentucky
 8. Michigan State
 9. Michigan
 10. Clemson

- 1951**
1. Tennessee
 2. Michigan State
 3. Maryland
 4. Illinois
 5. Georgia Tech
 6. Princeton
 7. Stanford
 8. Wisconsin
 9. Baylor
 10. Oklahoma

- 1952**
1. Michigan State
 2. Georgia Tech
 3. Notre Dame
 4. Oklahoma
 5. USC
 6. UCLA
 7. Mississippi
 8. Tennessee
 9. Alabama
 10. Texas

- 1953**
1. Maryland
 2. Notre Dame
 3. Michigan State
 4. Oklahoma
 5. UCLA
 6. Rice
 7. Illinois
 8. Georgia Tech
 9. Iowa
 10. West Virginia

- 1954**
1. Ohio State
 2. UCLA
 3. Oklahoma
 4. Notre Dame
 5. Navy
 6. Mississippi
 7. Army
 8. Maryland
 9. Wisconsin
 10. Arkansas
 17. USC

- 1955**
1. Oklahoma
 2. Michigan State
 3. Maryland
 4. UCLA
 5. Ohio State
 6. TCU
 7. Georgia Tech
 8. Auburn
 9. Notre Dame
 10. Mississippi
 13. USC

- 1956**
1. Oklahoma
 2. Tennessee
 3. Iowa
 4. Georgia Tech
 5. Texas A&M
 6. Miami (Fla.)
 7. Michigan
 8. Syracuse
 9. Michigan State
 10. Oregon State
 18. USC

- 1957**
1. Auburn
 2. Ohio State
 3. Michigan State
 4. Oklahoma
 5. Navy
 6. Iowa
 7. Mississippi
 8. Rice
 9. Texas A&M
 10. Notre Dame

- 1958**
1. LSU
 2. Iowa
 3. Army
 4. Auburn
 5. Oklahoma
 6. Air Force
 7. Wisconsin
 8. Ohio State
 9. Syracuse
 10. TCU

- 1959**
1. Syracuse
 2. Mississippi
 3. LSU
 4. Texas
 5. Georgia
 6. Wisconsin
 7. TCU
 8. Washington
 9. Arkansas
 10. Alabama
 14. USC

- 1960**
1. Minnesota
 2. Mississippi
 3. Iowa
 4. Navy
 5. Missouri
 6. Washington
 7. Arkansas
 8. Ohio State
 9. Alabama
 10. Duke

- 1961**
1. Alabama
 2. Ohio State
 3. Texas
 4. LSU
 5. Mississippi
 6. Minnesota
 7. Colorado
 8. Michigan State
 9. Arkansas
 10. Utah State

- 1962**
1. USC
 2. Wisconsin
 3. Mississippi
 4. Texas
 5. Alabama
 6. Arkansas
 7. LSU
 8. Oklahoma
 9. Penn State
 10. Minnesota

- 1963**
1. Texas
 2. Navy
 3. Illinois
 4. Pittsburgh
 5. Auburn
 6. Nebraska
 7. Mississippi
 8. Alabama
 9. Michigan State
 10. Oklahoma

- 1964**
1. Alabama
 2. Arkansas
 3. Notre Dame
 4. Michigan
 5. Texas
 6. Nebraska
 7. LSU
 8. Oregon State
 9. Ohio State
 10. USC

- 1965**
1. Alabama
 2. Michigan State
 3. Arkansas
 4. UCLA
 5. Nebraska
 6. Missouri
 7. Tennessee
 8. LSU
 9. Notre Dame
 10. USC

- 1966**
1. Notre Dame
 2. Michigan State
 3. Alabama
 4. Georgia
 5. UCLA
 6. Nebraska
 7. Purdue
 8. Georgia Tech
 9. Miami (Fla.)
 10. SMU

- 1967**
1. USC
 2. Tennessee
 3. Oklahoma
 4. Indiana
 5. Notre Dame
 6. Wyoming
 7. Oregon State
 8. Alabama
 9. Purdue
 10. Penn State

- 1968**
1. Ohio State
 2. Penn State
 3. Texas
 4. USC
 5. Notre Dame
 6. Arkansas
 7. Kansas
 8. Georgia
 9. Missouri
 10. Purdue

- 1969**
1. Texas
 2. Penn State
 3. USC
 4. Ohio State
 5. Notre Dame
 6. Missouri
 7. Arkansas
 8. Mississippi
 9. Michigan
 10. LSU

- 1970**
1. Nebraska
 2. Notre Dame
 3. Texas
 4. Tennessee
 5. Ohio State
 6. Arizona State
 7. LSU
 8. Stanford
 9. Michigan
 10. Auburn
 15. USC

- 1971**
1. Nebraska
 2. Oklahoma
 3. Colorado
 4. Alabama
 5. Penn State
 6. Michigan
 7. Georgia
 8. Arizona State
 9. Tennessee
 10. Stanford
 20. USC

- 1972**
1. USC
 2. Oklahoma
 3. Texas
 4. Nebraska
 5. Auburn
 6. Michigan
 7. Alabama
 8. Tennessee
 9. Ohio State
 10. Penn State

- 1973**
1. Notre Dame
 2. Ohio State
 3. Oklahoma
 4. Alabama
 5. Penn State
 6. Michigan
 7. Nebraska
 8. USC
 9. Arizona State
 10. Houston

- 1974**
1. Oklahoma
 2. USC
 3. Michigan
 4. Ohio State
 5. Alabama
 6. Notre Dame
 7. Penn State
 8. Auburn
 9. Nebraska
 10. Miami (O.)

- 1975**
1. Oklahoma
 2. Arizona State
 3. Alabama
 4. Ohio State
 5. UCLA
 6. Texas
 7. Arkansas
 8. Michigan
 9. Nebraska
 10. Penn State
 17. USC

- 1976**
1. Pittsburgh
 2. USC
 3. Michigan
 4. Houston
 5. Oklahoma
 6. Ohio State
 7. Texas A&M
 8. Maryland
 9. Nebraska
 10. Georgia

- 1977**
1. Notre Dame
 2. Alabama
 3. Arkansas
 4. Texas
 5. Penn State
 6. Kentucky
 7. Oklahoma
 8. Pittsburgh
 9. Michigan
 10. Washington
 13. USC



- 1978**
- Alabama
 - USC**
 - Oklahoma
 - Penn State
 - Michigan
 - Clemson
 - Notre Dame
 - Nebraska
 - Texas
 - Houston
- 1979**
- Alabama
 - USC**
 - Oklahoma
 - Ohio State
 - Houston
 - Florida State
 - Pittsburgh
 - Arkansas
 - Nebraska
 - Purdue
- 1980**
- Georgia
 - Pittsburgh
 - Oklahoma
 - Michigan
 - Florida State
 - Alabama
 - Nebraska
 - Penn State
 - Notre Dame
 - North Carolina
 - USC**
- 1981**
- Clemson
 - Texas
 - Penn State
 - Pittsburgh
 - SMU
 - Georgia
 - Alabama
 - Miami (Fla.)
 - North Carolina
 - Washington
 - USC**
- 1982**
- Penn State
 - SMU
 - Nebraska
 - Georgia
 - UCLA
 - Arizona State
 - Washington
 - Clemson
 - Arkansas
 - Pittsburgh
 - USC**
- 1983**
- Miami (Fla.)
 - Nebraska
 - Auburn
 - Georgia
 - Texas
 - Florida
 - Brigham Young
 - Michigan
 - Ohio State
 - Illinois
- 1984**
- Brigham Young
 - Washington
 - Florida
 - Nebraska
 - Boston College
 - Oklahoma
 - Oklahoma State
 - SMU
 - UCLA
 - USC**

- 1985**
- Oklahoma
 - Michigan
 - Penn State
 - Tennessee
 - Florida
 - Texas A&M
 - UCLA
 - Air Force
 - Miami (Fla.)
 - Iowa
- 1986**
- Penn State
 - Miami (Fla.)
 - Oklahoma
 - Arizona State
 - Nebraska
 - Auburn
 - Ohio State
 - Michigan
 - Alabama
 - LSU
- 1987**
- Miami (Fla.)
 - Florida State
 - Oklahoma
 - Syracuse
 - LSU
 - Nebraska
 - Auburn
 - Michigan State
 - UCLA
 - Texas A&M
 - USC**
- 1988**
- Notre Dame
 - Miami (Fla.)
 - Florida State
 - Michigan
 - West Virginia
 - UCLA
 - USC**
 - Auburn
 - Clemson
 - Nebraska
- 1989**
- Miami (Fla.)
 - Notre Dame
 - Florida State
 - Colorado
 - Tennessee
 - Auburn
 - Michigan
 - USC**
 - Alabama
 - Illinois
- 1990**
- Colorado
 - Georgia Tech
 - Miami (Fla.)
 - Florida State
 - Washington
 - Notre Dame
 - Michigan
 - Tennessee
 - Clemson
 - Houston
 - USC**
- 1991**
- Miami (Fla.)
 - Washington
 - Penn State
 - Florida State
 - Alabama
 - Michigan
 - Florida
 - California
 - East Carolina
 - Iowa

- 1992**
- Alabama
 - Florida State
 - Miami (Fla.)
 - Notre Dame
 - Michigan
 - Syracuse
 - Texas A&M
 - Georgia
 - Stanford
 - Florida
- 1993**
- Florida State
 - Notre Dame
 - Nebraska
 - Auburn
 - Florida
 - Wisconsin
 - West Virginia
 - Penn State
 - Texas A&M
 - Arizona
- 1994**
- Nebraska
 - Penn State
 - Colorado
 - Florida State
 - Alabama
 - Miami (Fla.)
 - Florida
 - Texas A&M
 - Auburn
 - Utah
 - USC**
- 1995**
- Nebraska
 - Florida
 - Tennessee
 - Florida State
 - Colorado
 - Ohio State
 - Kansas State
 - Northwestern
 - Kansas
 - Virginia Tech
 - USC**
- 1996**
- Florida
 - Ohio State
 - Florida State
 - Arizona State
 - BYU
 - Nebraska
 - Penn State
 - Colorado
 - Tennessee
 - North Carolina
- 1997**
- Michigan
 - Nebraska
 - Florida State
 - Florida
 - UCLA
 - North Carolina
 - Tennessee
 - Kansas State
 - Washington St.
 - Georgia
- 1998**
- Tennessee
 - Ohio State
 - Florida State
 - Arizona
 - Florida
 - Wisconsin
 - Tulane
 - UCLA
 - Georgia Tech
 - Kansas State

- 1999**
- Florida State
 - Virginia Tech
 - Nebraska
 - Wisconsin
 - Michigan
 - Kansas State
 - Michigan State
 - Alabama
 - Tennessee
 - Marshall
- 2000**
- Oklahoma
 - Miami (Fla.)
 - Washington
 - Oregon State
 - Florida State
 - Virginia Tech
 - Oregon
 - Nebraska
 - Kansas State
 - Florida
- 2001**
- Miami (Fla.)
 - Oregon
 - Florida
 - Tennessee
 - Texas
 - Oklahoma
 - LSU
 - Nebraska
 - Colorado
 - Washington St.
- 2002**
- Ohio State
 - Miami (Fla.)
 - Georgia
 - USC**
 - Oklahoma
 - Texas
 - Kansas State
 - Iowa
 - Michigan
 - Washington St.
- 2003**
- USC**
 - LSU
 - Oklahoma
 - Ohio State
 - Miami (Fla.)
 - Michigan
 - Georgia
 - Iowa
 - Washington St.
 - Miami (Ohio)
- 2004**
- USC**
 - Auburn
 - Oklahoma
 - Utah
 - Texas
 - Louisville
 - Georgia
 - Iowa
 - California
 - Virginia Tech
- 2005**
- Texas
 - USC**
 - Penn State
 - Ohio State
 - West Virginia
 - LSU
 - Virginia Tech
 - Alabama
 - Notre Dame
 - Georgia

- 2006**
- Florida
 - Ohio State
 - LSU
 - USC**
 - Boise State
 - Louisville
 - Wisconsin
 - Michigan
 - Auburn
 - West Virginia
- 2007**
- LSU
 - Georgia
 - USC**
 - Missouri
 - Ohio State
 - West Virginia
 - Kansas
 - Oklahoma
 - Virginia Tech
 - Boston College
 - Texas
- 2008**
- Florida
 - Utah
 - USC**
 - Texas
 - Oklahoma
 - Alabama
 - TCU
 - Penn State
 - Ohio State
 - Oregon
- 2009**
- Alabama
 - Texas
 - Florida
 - Boise State
 - Ohio State
 - TCU
 - Iowa
 - Cincinnati
 - Penn State
 - Virginia Tech
 - USC**
- 2010**
- Auburn
 - TCU
 - Oregon
 - Stanford
 - Ohio State
 - Oklahoma
 - Wisconsin
 - LSU
 - Boise State
 - Alabama
- 2011**
- Alabama
 - LSU
 - Oklahoma State
 - Oregon
 - Arkansas
 - USC**
 - Stanford
 - Boise State
 - South Carolina
 - Wisconsin
- 2012**
- Alabama
 - Oregon
 - Ohio State
 - Notre Dame
 - Georgia
 - Texas A&M
 - Stanford
 - South Carolina
 - Florida
 - Florida State

- 2013**
- Florida State
 - Auburn
 - Michigan State
 - South Carolina
 - Missouri
 - Oklahoma
 - Alabama
 - Clemson
 - Oregon
 - Central Florida
 - USC**
- 2014**
- Ohio State
 - Oregon
 - TCU
 - Alabama
 - Michigan State
 - Florida State
 - Baylor
 - Georgia Tech
 - Georgia
 - UCLA
 - USC**
- 2015**
- Alabama
 - Clemson
 - Stanford
 - Ohio State
 - Oklahoma
 - Michigan State
 - TCU
 - Houston
 - Iowa
 - Mississippi
- 2016**
- Clemson
 - Alabama
 - USC**
 - Washington
 - Oklahoma
 - Ohio State
 - Penn State
 - Florida State
 - Wisconsin
 - Michigan
- 2017**
- Alabama
 - Georgia
 - Oklahoma
 - Clemson
 - Ohio State
 - Central Florida
 - Wisconsin
 - Penn State
 - TCU
 - Auburn
 - USC**
- 2018**
- Clemson
 - Alabama
 - Ohio State
 - Oklahoma
 - Notre Dame
 - LSU
 - Florida
 - Georgia
 - Texas
 - Washington State



UNITED PRESS INTERNATIONAL (1950-95)

- 1950**
 1. Oklahoma
 2. Texas
 3. Tennessee
 4. California
 5. Army
 6. Michigan
 7. Kentucky
 8. Princeton
 9. Michigan State
 10. Ohio State

- 1951**
 1. Tennessee
 2. Michigan State
 3. Illinois
 4. Maryland
 5. Georgia Tech
 6. Princeton
 7. Stanford
 8. Wisconsin
 9. Baylor
 10. TCU

- 1952**
 1. Michigan State
 2. Georgia Tech
 3. Notre Dame
 4. Oklahoma
 5. USC
 6. UCLA
 7. Mississippi
 8. Tennessee
 9. Alabama
 10. Wisconsin

- 1953**
 1. Maryland
 2. Notre Dame
 3. Michigan State
 4. UCLA
 5. Oklahoma
 6. Rice
 7. Illinois
 8. Texas
 9. Georgia Tech
 10. Iowa

- 1954**
 1. UCLA
 2. Ohio State
 3. Oklahoma
 4. Notre Dame
 5. Navy
 6. Mississippi
 7. Army
 8. Arkansas
 9. Miami (Fla.)
 10. Wisconsin
 11t. USC

- 1955**
 1. Oklahoma
 2. Michigan State
 3. Maryland
 4. UCLA
 5. TCU
 6. Ohio State
 7. Georgia Tech
 8. Notre Dame
 9. Mississippi
 10. Auburn
 12. USC

- 1956**
 1. Oklahoma
 2. Tennessee
 3. Iowa
 4. Georgia Tech
 5. Texas A&M
 6. Miami (Fla.)
 7. Michigan
 8. Syracuse
 9. Minnesota
 10. Michigan State
 15. USC

- 1957**
 1. Ohio State
 2. Auburn
 3. Michigan State
 4. Oklahoma
 5. Iowa
 6. Navy
 7. Rice
 8. Mississippi
 9. Notre Dame
 10. Texas A&M

- 1958**
 1. LSU
 2. Iowa
 3. Army
 4. Auburn
 5. Oklahoma
 6. Wisconsin
 7. Ohio State
 8. Air Force
 9. TCU
 10. Syracuse

- 1959**
 1. Syracuse
 2. Mississippi
 3. LSU
 4. Texas
 5. Georgia
 6. Wisconsin
 7. Washington
 8. TCU
 9. Arkansas
 10. Penn State
 12. USC

- 1960**
 1. Minnesota
 2. Iowa
 3. Mississippi
 4. Missouri
 5. Washington
 6. Navy
 7. Arkansas
 8. Ohio State
 9. Kansas
 10. Alabama

- 1961**
 1. Alabama
 2. Ohio State
 3. LSU
 4. Texas
 5. Mississippi
 6. Minnesota
 7. Colorado
 8. Arkansas
 9. Michigan State
 10. Utah State

- 1962**
 1. USC
 2. Wisconsin
 3. Mississippi
 4. Texas
 5. Alabama
 6. Arkansas
 7. Oklahoma
 8. LSU
 9. Penn State
 10. Minnesota

- 1963**
 1. Texas
 2. Navy
 3. Pittsburgh
 4. Illinois
 5. Nebraska
 6. Auburn
 7. Mississippi
 8. Oklahoma
 9. Alabama
 10. Michigan State
 16t. USC

- 1964**
 1. Alabama
 2. Arkansas
 3. Notre Dame
 4. Michigan
 5. Texas
 6. Nebraska
 7. LSU
 8. Oregon State
 9. Ohio State
 10. USC

- 1965**
 1. Michigan State
 2. Arkansas
 3. Nebraska
 4. Alabama
 5. UCLA
 6. Missouri
 7. Tennessee
 8. Notre Dame
 9. USC
 10. Texas Tech

- 1966**
 1. Notre Dame
 2. Michigan State
 3. Alabama
 4. Georgia
 5. UCLA
 6. Purdue
 7. Nebraska
 8. Georgia Tech
 9. SMU
 10. Miami (Fla.)
 18. USC

- 1967**
 1. USC
 2. Tennessee
 3. Oklahoma
 4. Notre Dame
 5. Wyoming
 6. Indiana
 7. Alabama
 8. Oregon State
 9. Purdue
 10. UCLA

- 1968**
 1. Ohio State
 2. USC
 3. Penn State
 4. Georgia
 5. Texas
 6. Kansas
 7. Tennessee
 8. Notre Dame
 9. Arkansas
 10. Oklahoma

- 1969**
 1. Texas
 2. Penn State
 3. Arkansas
 4. USC
 5. Ohio State
 6. Missouri
 7. LSU
 8. Michigan
 9. Notre Dame
 10. UCLA

- 1970**
 1. Texas
 2. Ohio State
 3. Nebraska
 4. Tennessee
 5. Notre Dame
 6. LSU
 7. Michigan
 8. Arizona State
 9. Auburn
 10. Stanford
 19t. USC

- 1971**
 1. Nebraska
 2. Alabama
 3. Oklahoma
 4. Michigan
 5. Auburn
 6. Arizona State
 7. Colorado
 8. Georgia
 9. Tennessee
 10. LSU

- 1972**
 1. USC
 2. Oklahoma
 3. Ohio State
 4. Alabama
 5. Texas
 6. Michigan
 7. Auburn
 8. Penn State
 9. Nebraska
 10. LSU

- 1973**
 1. Alabama
 2. Oklahoma
 3. Ohio State
 4. Notre Dame
 5. Penn State
 6. Michigan
 7. USC
 8. Texas
 9. UCLA
 10. Arizona State

- 1974**
 1. USC
 2. Alabama
 3. Ohio State
 4. Notre Dame
 5. Michigan
 6. Auburn
 7. Penn State
 8. Nebraska
 9. N.C. State
 10. Miami (Ohio)

- 1975**
 1. Oklahoma
 2. Arizona State
 3. Alabama
 4. Ohio State
 5. UCLA
 6. Arkansas
 7. Texas
 8. Michigan
 9. Nebraska
 10. Penn State
 19t. USC

- 1976**
 1. Pittsburgh
 2. USC
 3. Michigan
 4. Houston
 5. Ohio State
 6. Oklahoma
 7. Nebraska
 8. Texas A&M
 9. Alabama
 10. Georgia

- 1977**
 1. Notre Dame
 2. Alabama
 3. Arkansas
 4. Penn State
 5. Texas
 6. Oklahoma
 7. Pittsburgh
 8. Michigan
 9. Washington
 10. Nebraska
 12t. USC

- 1978**
 1. USC
 2. Alabama
 3. Oklahoma
 4. Penn State
 5. Michigan
 6. Notre Dame
 7. Clemson
 8. Nebraska
 9. Texas
 10. Arkansas

- 1979**
 1. Alabama
 2. USC
 3. Oklahoma
 4. Ohio State
 5. Houston
 6. Pittsburgh
 7. Nebraska
 8. Florida State
 9. Arkansas
 10. Purdue

- 1980**
 1. Georgia
 2. Pittsburgh
 3. Oklahoma
 4. Michigan
 5. Florida State
 6. Alabama
 7. Nebraska
 8. Penn State
 9. North Carolina
 10. Notre Dame
 12. USC

- 1981**
 1. Clemson
 2. Pittsburgh
 3. Penn State
 4. Texas
 5. Georgia
 6. Alabama
 7. Washington
 8. North Carolina
 9. Nebraska
 10. Michigan
 13. USC

- 1982**
 1. Penn State
 2. SMU
 3. Nebraska
 4. Georgia
 5. UCLA
 6. Arizona State
 7. Washington
 8. Arkansas
 9. Pittsburgh
 10. Florida State

- 1983**
 1. Miami (Fla.)
 2. Nebraska
 3. Auburn
 4. Georgia
 5. Texas
 6. Florida
 7. Brigham Young
 8. Ohio State
 9. Michigan
 10. Illinois

- 1984**
 1. Brigham Young
 2. Washington
 3. Nebraska
 4. Boston College
 5. Oklahoma State
 6. Oklahoma
 7. Florida
 8. SMU
 9. USC
 10. UCLA

- 1985**
 1. Oklahoma
 2. Michigan
 3. Penn State
 4. Tennessee
 5. Air Force
 6. UCLA
 7. Texas A&M
 8. Miami (Fla.)
 9. Iowa
 10. Nebraska

- 1986**
 1. Penn State
 2. Miami (Fla.)
 3. Oklahoma
 4. Nebraska
 5. Arizona State
 6. Ohio State
 7. Michigan
 8. Auburn
 9. Alabama
 10. Arizona

- 1987**
 1. Miami (Fla.)
 2. Florida State
 3. Oklahoma
 4. Syracuse
 5. LSU
 6. Nebraska
 7. Auburn
 8. Michigan State
 9. Texas A&M
 10. Clemson
 17. USC

- 1988**
 1. Notre Dame
 2. Miami (Fla.)
 3. Florida State
 4. Michigan
 5. West Virginia
 6. UCLA
 7. Auburn
 8. Clemson
 9. USC
 10. Nebraska

- 1989**
 1. Miami (Fla.)
 2. Florida State
 3. Notre Dame
 4. Colorado
 5. Tennessee
 6. Auburn
 7. Alabama
 8. Michigan
 9. USC
 10. Illinois

- 1990**
 1. Georgia Tech
 2. Colorado
 3. Miami (Fla.)
 4. Florida State
 5. Washington
 6. Notre Dame
 7. Tennessee
 8. Michigan
 9. Clemson
 10. Penn State
 22. USC

- 1991**
 1. Washington
 2. Miami (Fla.)
 3. Penn State
 4. Florida State
 5. Alabama
 6. Michigan
 7. Florida
 8. California
 9. East Carolina
 10. Iowa

- 1992**
 1. Alabama
 2. Florida State
 3. Miami (Fla.)
 4. Notre Dame
 5. Michigan
 6. Syracuse
 7. Texas A&M
 8. Georgia
 9. Stanford
 10. Florida

- 1993**
 1. Florida State
 2. Notre Dame
 3. Nebraska
 4. Florida
 5. Wisconsin
 6. Texas A&M
 7. Penn State
 8. West Virginia
 9. Ohio State
 10. Arizona
 25. USC

- 1994**
 1. Nebraska
 2. Penn State
 3. Colorado
 4. Florida State
 5. Alabama
 6. Miami (Fla.)
 7. Florida
 8. Utah
 9. Michigan
 10. Ohio State
 13. USC

- 1995**
 1. Nebraska
 2. Florida
 3. Tennessee
 4. Colorado
 5. Florida State
 6. Ohio State
 7. Kansas State
 8. Northwestern
 9. Virginia Tech
 10. Kansas
 11. USC

1996
 Discontinued



USA TODAY (1982-Present)
FORMERLY USA TODAY/CABLE NEWS NETWORK AND USA TODAY/ESPN

| 1982 | 1989 | 1996 | 2003 | 2010 | 2017 |
|--------------------|-------------------|--------------------|-------------------|--------------------|----------------------|
| 1. Penn State | 1. Miami (Fla.) | 1. Florida | 1. LSU | 1. Auburn | 1. Alabama |
| 2. SMU | 2. Notre Dame | 2. Ohio State | 2. USC | 2. TCU | 2. Georgia |
| 3. Nebraska | 3. Florida State | 3. Florida State | 3. Oklahoma | 3. Oregon | 3. Oklahoma |
| 4. Georgia | 4. Colorado | 4. Arizona State | 4. Ohio State | 4. Stanford | 4. Clemson |
| 5. UCLA | 5. Tennessee | 5. BYU | 5. Miami (Fla.) | 5. Ohio State | 5. Ohio State |
| 6. Arizona State | 6. Auburn | 6. Nebraska | 6. Georgia | 6. Oklahoma | 6. Wisconsin |
| 7. Pittsburgh | 7. USC | 7. Penn State | 7. Michigan | 7. Boise State | 7. Central Florida |
| 8. Arkansas | 8. Michigan | 8. Colorado | 8. Iowa | 8. LSU | 8. Penn State |
| 9. Clemson | 9. Alabama | 9. Tennessee | 9. Washington St. | 9. Wisconsin | 9. TCU |
| 10. Washington | 10. Illinois | 10. North Carolina | 10. Florida State | 10. Oklahoma State | 10. USC |
| 14. USC | | | | | |
| 1983 | 1990 | 1997 | 2004 | 2011 | 2018 |
| 1. Miami (Fla.) | 1. Colorado | 1. Nebraska | 1. USC | 1. Alabama | 1. Clemson |
| 2. Auburn | 2. Georgia Tech | 2. Michigan | 2. Auburn | 2. LSU | 2. Alabama |
| 3. Nebraska | 3. Miami (Fla.) | 3. Florida State | 3. Oklahoma | 3. Oklahoma State | 3. Ohio State |
| 4. Georgia | 4. Florida State | 4. North Carolina | 4. Texas | 4. Oregon | 4. Oklahoma |
| 5. Texas | 5. Washington | 5. UCLA | 5. Utah | 5. Arkansas | 5. Notre Dame |
| 6. Brigham Young | 6. Notre Dame | 6. Florida | 6. Georgia | 6. Boise State | 6. Florida |
| 7. Michigan | 7. Tennessee | 7. Kansas State | 7. Louisville | 7. Stanford | 7. LSU |
| 8. Ohio State | 8. Michigan | 8. Tennessee | 8. Iowa | 8. South Carolina | 8. Georgia |
| 9. Florida | 9. Clemson | 9. Washington St. | 9. California | 9. Michigan | 9. Texas |
| 10. Clemson | 10. Texas | 10. Georgia | 10. Virginia Tech | 10. Michigan State | 10. Washington State |
| | 22. USC | | | | |
| 1984 | 1991 | 1998 | 2005 | 2012 | |
| 1. Brigham Young | 1. Washington | 1. Tennessee | 1. Texas | 1. Alabama | |
| 2. Washington | 2. Miami (Fla.) | 2. Ohio State | 2. USC | 2. Oregon | |
| 3. Florida | 3. Penn State | 3. Florida State | 3. Penn State | 3. Notre Dame | |
| 4. Nebraska | 4. Florida State | 4. Arizona | 4. Ohio State | 4. Georgia | |
| 5. Oklahoma | 5. Alabama | 5. Wisconsin | 5. LSU | 5. Texas A&M | |
| 6. Boston College | 6. Michigan | 6. Florida | 6. West Virginia | 6. Stanford | |
| 7. Oklahoma State | 7. California | 7. Tulane | 7. Virginia Tech | 7. South Carolina | |
| 8. SMU | 8. Florida | 8. UCLA | 8. Alabama | 8. Florida State | |
| 9. Maryland | 9. East Carolina | 9. Kansas State | 9. TCU | 9. Clemson | |
| 10. South Carolina | 10. Iowa | 10. Air Force | 10. Georgia | 10. Florida | |
| 11. USC | | | | | |
| 1985 | 1992 | 1999 | 2006 | 2013 | |
| 1. Oklahoma | 1. Alabama | 1. Florida State | 1. Florida | 1. Florida State | |
| 2. Penn State | 2. Florida State | 2. Nebraska | 2. Ohio State | 2. Auburn | |
| 3. Michigan | 3. Miami (Fla.) | 3. Virginia Tech | 3. LSU | 3. Michigan State | |
| 4. Tennessee | 4. Notre Dame | 4. Wisconsin | 4. USC | 4. South Carolina | |
| 5. Florida | 5. Michigan | 5. Michigan | 5. Wisconsin | 5. Missouri | |
| 6. Miami (Fla.) | 6. Texas A&M | 6. Kansas State | 6. Boise State | 6. Oklahoma | |
| 7. Air Force | 7. Syracuse | 7. Michigan State | 7. Louisville | 7. Clemson | |
| 8. Texas A&M | 8. Georgia | 8. Alabama | 8. Auburn | 8. Alabama | |
| 9. UCLA | 9. Stanford | 9. Tennessee | 9. Michigan | 9. Oregon | |
| 10. Iowa | 10. Washington | 10. Marshall | 10. West Virginia | 10. Ohio State | |
| 1986 | 1993 | 2000 | 2007 | 2014 | |
| 1. Penn State | 1. Florida State | 1. Oklahoma | 1. LSU | 1. Ohio State | |
| 2. Miami (Fla.) | 2. Notre Dame | 2. Miami (Fla.) | 2. USC | 2. Oregon | |
| 3. Oklahoma | 3. Nebraska | 3. Washington | 3. Georgia | 3. TCU | |
| 4. Nebraska | 4. Florida | 4. Florida State | 4. Ohio State | 4. Alabama | |
| 5. Arizona State | 5. Florida | 5. Oregon State | 5. Missouri | 5. Michigan State | |
| 6. Ohio State | 6. Wisconsin | 6. Virginia Tech | 6. West Virginia | 6. Florida State | |
| 7. Auburn | 7. West Virginia | 7. Nebraska | 7. Kansas | 7. Georgia Tech | |
| 8. Michigan | 8. Penn State | 8. Kansas State | 8. Oklahoma | 8. Baylor | |
| 9. Alabama | 9. Texas A&M | 9. Oregon | 9. Virginia Tech | 9. Georgia | |
| 10. LSU | 10. Arizona | 10. Michigan | 10. Texas | 10. UCLA | |
| 1987 | 1994 | 2001 | 2008 | 2015 | |
| 1. Miami (Fla.) | 1. Nebraska | 1. Miami (Fla.) | 1. Florida | 1. Alabama | |
| 2. Florida State | 2. Penn State | 2. Oregon | 2. USC | 2. Clemson | |
| 3. Oklahoma | 3. Colorado | 3. Florida | 3. Texas | 3. Stanford | |
| 4. Syracuse | 4. Alabama | 4. Tennessee | 4. Utah | 4. Ohio State | |
| 5. Nebraska | 5. Florida State | 5. Texas | 5. Oklahoma | 5. Oklahoma | |
| 6. LSU | 6. Miami (Fla.) | 6. Oklahoma | 6. Alabama | 6. Michigan State | |
| 7. Auburn | 7. Florida | 7. Nebraska | 7. TCU | 7. TCU | |
| 8. Michigan State | 8. Utah | 8. LSU | 8. Penn State | 8. Houston | |
| 9. Texas A&M | 9. Ohio State | 9. Colorado | 9. Oregon | 9. Mississippi | |
| 10. UCLA | 10. Brigham Young | 10. Maryland | 10. Georgia | 10. Iowa | |
| 17. USC | 25. USC | | | | |
| 1988 | 1995 | 2002 | 2009 | 2016 | |
| 1. Notre Dame | 1. Nebraska | 1. Ohio State | 1. Alabama | 1. Clemson | |
| 2. Miami (Fla.) | 2. Tennessee | 2. Miami (Fla.) | 2. Texas | 2. Alabama | |
| 3. Florida State | 3. Florida | 3. Georgia | 3. Florida | 3. Oklahoma | |
| 4. UCLA | 4. Colorado | 4. USC | 4. Boise State | 4. Washington | |
| 5. Michigan | 5. Florida State | 5. Oklahoma | 5. Ohio State | 5. USC | |
| 6. West Virginia | 6. Kansas State | 6. Kansas State | 6. TCU | 6. Ohio State | |
| 7. USC | 7. Northwestern | 7. Texas | 7. Iowa | 7. Penn State | |
| 8. Nebraska | 8. Ohio State | 8. Iowa | 8. Penn State | 8. Florida State | |
| 9. Auburn | 9. Virginia Tech | 9. Michigan | 9. Cincinnati | 9. Wisconsin | |
| 10. Clemson | 10. Kansas | 10. Washington St. | 10. Virginia Tech | 10. Michigan | |
| | 11. USC | | 20. USC | | |



NO. 1 VS. NO. 2 MATCHUPS, DEFEATING NO. 1, THE SPOILERS

No. 1 vs. No. 2 Matchups

(AP Poll – Begun in 1936)

| NO. | YEAR | TEAMS | WINNER | SCORE |
|-----|------|--|---------------|------------|
| 1. | 1943 | Notre Dame (1) vs. Michigan (2) | Notre Dame | 35-12 |
| 2. | 1943 | Notre Dame (1) vs. Iowa Pre-Flight (2) | Notre Dame | 14-13 |
| 3. | 1944 | Army (1) vs. Navy (2) | Army | 23-7 |
| 4. | 1945 | Army (1) vs. Notre Dame (2) | Army | 48-0 |
| 5. | 1945 | Army (1) vs. Navy (2) | Army | 32-13 |
| 6. | 1946 | Army (1) vs. Notre Dame (2) | Tie | 0-0 |
| 7. | 1962 | USC (1) vs. Wisconsin (2) – Rose Bowl | USC | 42-37 |
| 8. | 1963 | Oklahoma (1) vs. Texas (2) | Texas | 28-7 |
| 9. | 1963 | Texas (1) vs. Navy (2) – Cotton Bowl | Texas | 28-6 |
| 10. | 1966 | Notre Dame (1) vs. Michigan St. (2) | Tie | 10-10 |
| 11. | 1968 | Purdue (1) vs. Notre Dame (2) | Purdue | 37-22 |
| 12. | 1968 | Ohio State (1) vs. USC (2) – Rose Bowl | Ohio State | 27-16 |
| 13. | 1969 | Texas (1) vs. Arkansas (2) | Texas | 15-14 |
| 14. | 1971 | Nebraska (1) vs. Oklahoma (2) | Nebraska | 35-31 |
| 15. | 1971 | Nebraska (1) vs. Alabama (2) – Orange Bowl | Nebraska | 38-6 |
| 16. | 1978 | Penn State (1) vs. Alabama (2) – Sugar Bowl | Alabama | 14-7 |
| 17. | 1981 | USC (1) vs. Oklahoma (2) | USC | 28-24 |
| 18. | 1982 | Georgia (1) vs. Penn State (2) – Sugar Bowl | Penn State | 27-23 |
| 19. | 1985 | Iowa (1) vs. Michigan (2) | Iowa | 12-10 |
| 20. | 1986 | Oklahoma (1) vs. Miami, Fla. (2) | Miami | 28-16 |
| 21. | 1986 | Miami, Fla. (1) vs. Penn State (2) – Fiesta Bowl | Penn State | 14-10 |
| 22. | 1987 | Nebraska (1) vs. Oklahoma (2) | Oklahoma | 17-7 |
| 23. | 1987 | Oklahoma (1) vs. Miami, Fla. (2) – Orange Bowl | Miami | 20-14 |
| 24. | 1988 | Notre Dame (1) vs. USC (2) | Notre Dame | 27-10 |
| 25. | 1989 | Notre Dame (1) vs. Michigan (2) | Notre Dame | 24-19 |
| 26. | 1991 | Florida State (1) vs. Miami, Fla. (2) | Miami | 17-16 |
| 27. | 1992 | Miami, Fla (1) vs. Alabama (2) – Sugar Bowl | Alabama | 34-13 |
| 28. | 1993 | Florida State (1) vs. Notre Dame (2) | Notre Dame | 31-24 |
| 29. | 1993 | Florida State (1) vs. Nebraska (2) – Orange Bowl | Florida State | 18-16 |
| 30. | 1995 | Nebraska (1) vs. Florida (2) – Fiesta Bowl | Nebraska | 62-24 |
| 31. | 1996 | Florida (1) vs. Florida State (2) | Florida State | 24-21 |
| 32. | 1998 | Tennessee (1) vs. Florida State (2) – Fiesta Bowl (BCS Champ. Game) | Tennessee | 23-16 |
| 33. | 1999 | Florida State (1) vs. Virginia Tech (2) – Sugar Bowl | Florida State | 46-29 |
| 34. | 2002 | Miami, Fla. (1) vs. Ohio State (2) – Fiesta Bowl (BCS Champ. Game) | Ohio State | 31-24(20T) |
| 35. | 2004 | USC (1) vs. Oklahoma (2) – Orange Bowl (BCS Champ. Game) | USC | 55*-19 |
| 36. | 2005 | USC (1) vs. Texas (2) – Rose Bowl (BCS Champ. Game) | Texas | 41-38* |
| 37. | 2006 | Ohio State (1) vs. Texas (2) | Ohio State | 24-7 |
| 38. | 2006 | Ohio State (1) vs. Michigan (2) | Ohio State | 42-39 |
| 39. | 2006 | Ohio State (1) vs. Florida (2) – BCS Championship Game | Florida | 41-14 |
| 40. | 2007 | Ohio State (1) vs. LSU (2) – BCS Championship Game | LSU | 38-24 |
| 41. | 2008 | Alabama (1) vs. Florida (2) – SEC Championship Game | Florida | 31-20 |
| 42. | 2008 | Florida (1) vs. Oklahoma (2) – BCS Championship Game | Florida | 24-14 |
| 43. | 2009 | Florida (1) vs. Alabama (2) | Alabama | 32-13 |
| 44. | 2009 | Alabama (1) vs. Texas (2) – BCS Championship Game | Alabama | 37-21 |
| 45. | 2010 | Auburn (1) vs. Oregon (2) – BCS Championship Game | Auburn | 22-19 |
| 46. | 2011 | LSU (1) vs. Alabama (2) | LSU | 9-6 (OT) |
| 47. | 2011 | LSU (1) vs. Alabama (2) – BCS Championship Game | Alabama | 21-0 |
| 48. | 2012 | Notre Dame (1) vs. Alabama (2) – BCS Championship Game | Alabama | 42-14 |
| 49. | 2013 | Florida State (1) vs. Auburn (2) – BCS Championship Game | Florida State | 34-31 |
| 50. | 2015 | Clemson (1) vs. Alabama (2) – CFP Championship Game | Alabama | 45-40 |
| 51. | 2018 | Alabama (1) vs. Clemson (2) – CFP Championship Game | Clemson | 44-16 |

*2004 win and 2005 loss later vacated due to NCAA penalty

There have been 51 matchups between the No. 1 and No. 2 teams in the Associated Press poll (23 times during the regular season, twice in a conference playoff and 26 times in bowls). The No. 1 team has won 28 times, the No. 2 team has won 21 times, and there have been 2 ties. USC is 3-3 in such matchups, winning 3 of the 4 times it was No. 1 and losing both times it was No. 2. The AP poll began in 1936.



Defeating No. 1

This is a list of USC games in which a No. 1-ranked team was defeated or tied. From AP rankings. Asterisk (*) is home team. (N) is neutral site. In parentheses following winning or tying team is its rank in the previous week's poll (NR is not ranked), its won-loss record entering game, and its score. Next is the defeated or tied No. 1 team, its score, and its rank in the poll the following week.

WHEN USC BEAT A NO. 1 TEAM:

| | |
|----------|--|
| 12-2-38 | *USC (8, 7-2) 13, Notre Dame 0 (5) |
| 10-20-51 | USC (11, 4-1) 21, *California 14 (9) |
| 11-28-64 | *USC (NR, 6-3) 20, Notre Dame 17 (3) |
| 11-18-67 | *USC (4, 8-1) 21, UCLA 20 (4) |
| 9-23-78 | (N) USC (7, 2-0) 24, Alabama 14 (3) |
| 1-1-80 | (1980 Rose Bowl) USC (3, 10-0-1) 17, Ohio State 16 (4) |
| 11-10-84 | *USC (12, 7-1) 16, Washington 7 (5) |

WHEN NO. 1 USC LOST OR WAS TIED:

| | |
|----------|---|
| 9-28-63 | Oklahoma (3, 1-0-0) 17, *USC 12 (8) |
| 11-11-67 | *Oregon State (NR, 5-2-1) 3, USC 0 (4) |
| 9-29-73 | (Tie) Oklahoma (8, 1-0) 7, *USC 7 (4) |
| 10-8-77 | Alabama (7, 3-1) 21, *USC 20 (6) |
| 10-13-79 | (Tie) Stanford (NR, 3-2) 21, *USC 21 (4) |
| 10-10-81 | Arizona (NR, 2-2) 13, *USC 10 (7) |
| 1-4-06 | (2006 Rose Bowl) Texas (2, 12-0) 41, USC 38 (2)** |
| 9-25-08 | *Oregon State (NR, 1-2) 27, USC 21 (9) |

**Loss later vacated due to NCAA penalty

The Spoilers


Below is a list of USC "spoilers" of teams that lost perfect (undefeated, untied) records in the final game of the season (since 1937). Asterisk (*) is home team. Note: USC lost perfect records 3 times in its season finale (1910 in a 9-9 tie with Pomona to finish 7-0-1, 1907 with a 16-6 loss to Los Angeles High to finish 5-1 and 2005 in a 41-38 loss to Texas in the Rose Bowl to finish 12-1).

| DATE | SPOILER | VICTIM | SCORE |
|----------|---------|------------------------|-----------|
| 12-3-38 | USC* | Notre Dame | 13-0 |
| 1-2-39 | USC | Duke (Rose Bowl) | 7-3 |
| 1-1-40 | USC | Tennessee (Rose Bowl) | 14-0 |
| 1-1-44 | USC | Washington (Rose Bowl) | 29-0 |
| 12-2-48 | USC* | Notre Dame | tie 14-14 |
| 11-22-52 | USC | *UCLA | 14-12 |
| 11-28-64 | USC* | Notre Dame | 20-17 |
| 1-1-80 | USC | Ohio State (Rose Bowl) | 17-16 |
| 1-4-05 | USC | Oklahoma (Orange Bowl) | 55*-19 |

**Win later vacated due to NCAA penalty



RYAN KALIL



MIKE PATTERSON



USC Football National Championships

Here is a list of USC's college football championships as selected by every recognized authority. USC is considered to have won 11 national championships (1928-31-32-39-62-67-72-74-78-2003-04). There were seven other years (1929-33-76-79-2002-05-07) in which the Trojans were named a national champion by at least one legitimate poll.

| YEAR | RECORD | COACH | SELECTOR+ |
|---------|--------|---------------|---|
| **1928 | 9-0-1 | Howard Jones | Dick (Rissman), Sag (Co) |
| 1929 | 10-2 | Howard Jones | Thes, Berry, Sag (Co) |
| **1931 | 10-1 | Howard Jones | Dick (Rockne), Dunk, Ann, Helms, Thes, Wms, FBR, NCF, Pol, Bill, Sag, Berry Ann, Dunk, Thes, Helms, Wms, Davis (Co), FBR, NCF, Pol, Bill, Sag (Co), Berry Wms |
| **1932 | 10-0 | Howard Jones | Dick (Rockne) |
| 1933 | 10-1-1 | Howard Jones | AP, UPI, FWA, Helms, HF, Dunk, Wms, Berry (Co), DeV, FBN, FBR, NCF, Pol |
| **1939 | 8-0-2 | Howard Jones | AP, UPI, FWA, Helms, HF, Berry, Bill, DeV, FBN, FBR, Mat, NCF, Sag |
| **1962 | 11-0 | John McKay | AP, UPI, FWA, HF, Helms, Dunk, Lit, Berry, Bill, DeV, FACT, FBN, FBR, Mat, NCF, Pol, Sag |
| **1967 | 10-1 | John McKay | UPI, FWA, HF, Helms (Co), NCF (Co) |
| **1972# | 12-0 | John McKay | Dunk, Berry, Bill, DeV, FBR, Mat |
| **1974 | 10-1-1 | John McKay | UPI, Helms (Tri), Berry, FACT (Tri), FBN, TSN, NCF (Co), Sag (Co), Bill |
| 1976 | 11-1 | John Robinson | FBR |
| **1978 | 12-1 | John Robinson | Sag, Mat, Dunk |
| 1979 | 11-0-1 | John Robinson | AP, FWA, TSN, Mat, NYT, Eck |
| 2002 | 11-2 | Pete Carroll | AH, AP, BCS^, Berry, Bill, Coll, DeV, Dunk, Eck, FACT, FWA^, HF, Mas, Mat, NYT, Sag, TSN, USA, Wol |
| **2003 | 12-1 | Pete Carroll | Har |
| **2004 | 11-0* | Pete Carroll | Dunk |
| 2005 | 0-0* | Pete Carroll | |
| 2007 | 11-2 | Pete Carroll | |

** Recognized national championships.

The 1972 USC team was the first team to ever receive a unanimous first-place vote by both AP and UPI.

* Not including 2 wins in 2004 and 12 wins and 1 loss in 2005 vacated due to NCAA penalty (original records: 13-0 in 2004 and 12-1 in 2005)

^Vacated

+ Selectors:

Ann--Illustrated Football Annual (1930-60). A rating system by Williams F. Board published in the highly-regarded fan magazine Illustrated Football Annual (1932-42) and Football News (1942-44, 1951-60). Predated national champions from 1919-29.

AH--Anderson & Hester (1997-current). A mathematical rating system developed by Jeff Anderson and Chris Hester, published weekly in the Seattle Times since 1993.

AP--Associated Press (1936-current). Poll of sportswriters and broadcasters which began in 1936. The Dr. Henry L. Williams Trophy was awarded beginning in 1941. That was retired in 1947, then the Father O'Donnell Trophy was awarded beginning in 1948. That was retired in 1956 and beginning in 1957, the award was known as the AP Trophy. Since 1983, the award has been known as the Paul "Bear" Bryant Trophy.

BCS--Bowl Championship Series (1999-2013). A ranking system that includes polls and computer rankings to match the top two teams in the national championship game.

Berry--Berryman (QPRS) (1940-2011). A mathematical rating system based on a quality point rating formula developed by Clyde P. Berryman.

Bill--Billingsley Report (1970-current). A mathematically based power rating system developed by Richard Billingsley. Predated national champions from 1869-1970.

Coll--Colley Matrix (1992-current). A mathematically-based power rating developed by Wes Colley of Virginia, published in the Atlanta Constitution-Journal.

Davis--Parke H. Davis Ratings (1889-1933). Chosen by Davis, a former player at Princeton and former coach at Wisconsin, Amherst and Lafayette. First published in the 1934 Spalding's Football Guide.

DeV--DeVold System (1945-2006). A mathematical rating system developed by Harry DeVold, a former football player at Cornell. The rating have appeared in The Football News since 1962. Predated national champions from 1939-44.

Dick--Dickinson System (1926-40). Based on point formula devised by Illinois economics professor Frank G. Dickinson. The system was the basis for the awarding of the Rissman Trophy to the top-rated team in the Dickinson System. It was retired in 1930, then the Knute Rockne Trophy was awarded beginning in 1931 until it was retired in 1940.

Dunk--Dunkel Index (1929-current). A power index rating system devised by Dick Dunkel Sr. (1929-71), Dick Dunkel Jr. (1972-2002), Bob Dunkel (2002-current), Richard Dunkel (2002-current) and John Duck (1996-current).

Eck--Eck Ratings System (1983-2005). A mathematical point system developed by Steve Eck.

FACT--Foundation for the Analysis of Competitions and Tournaments (1968-2006). A computerized mathematical ranking system developed by David Rothman.

FBN--Football News (1958-2002). A weekly poll of Football News' staff writers.

FBR--College Football Researchers Association (1982-92, 2009-current). Founded by Anthony Cusher and Robert Kirlin, it determined its champion by a Top 10 vote of membership on a point system. Predated national champions from 1919-81, conducted on a poll by Harry Carson Frye.

FWA--Football Writers Association of America (1954-2013). Chosen by five-man committee representing membership. Award called the Grantland Rice Trophy.

Har--Harris Interactive (2005-2013). Chosen by a panel of media and former players, coaches and administrators.

Helms--First Interstate Bank Athletic Foundation (1883-1982). Originally called Helms Athletic Foundation, then changed to Citizen Savings Athletic Foundation before new name adopted in 1982.

HF--National Football Foundation and Hall of Fame (1959-2013). Chosen by a committee representing membership. Award called the Gen. Douglas MacArthur Trophy. Merged with UPI in 1991 and with USA Today in 1993.

Lit--Litkenhous System (1934-84). A rating method developed by Frank and Edward [a professor of chemical engineering at Vanderbilt] Litkenhous.

Mas--Massey College Football Ratings (1995-current). A mathematical rating system developed by Kenneth Massey, which takes into account homefield advantage.

Mat--Matthews Grid Ratings (1966-2006). A mathematical rating system developed by college mathematics professor Herman Matthews.

NCF--National Championship Foundation (1980-2000). An annual report established by Mike Riter. Predated national champions from 1869-1979.

NYT--New York Times (1979-2004). A mathematical rating system introduced by this major newspaper.

Pol--Poling System (1935-84). A mathematical rating system developed by Richard Poling, a former football player at Ohio Wesleyan. Ratings were published annually in the Football Review Supplement and various newspapers. Predated national champions from 1924-34.

Sag--Sagarin Ratings (1919-current). A mathematical rating system developed by Jeff Sagarin, a 1970 MIT mathematics graduate. It runs annually in USA Today.

Thes--The Football Thesaurus (1927-58). A system devised by Deke Houlgate and syndicated in newspapers, plus published in Illustrated Football and the Football Thesaurus (1946-58).

TSN--The Sporting News (1975-2006). Voted on annually by the staff of The Sporting News.

UPI--United Press International (1950-1995). Originally a poll of college coaches, in 1991 voters comprised of college football enthusiasts. In 1992, National Football Foundation and Hall of Fame co-sponsored poll, with voters consisting of 100 NFF members (athletic administrators, journalists, ex-players, and ex-coaches) and award called the Gen. Douglas MacArthur Trophy. Beginning in 1993, voters were 16 bowl representatives.

USA--USA Today/Cable News Network and ESPN (1982-current). A weekly poll of sportswriters introduced in 1982 in USA Today and on CNN. Took over the coaches' poll in 1991. USA Today also formed a coalition with the National Football Foundation in 1993 to name the McArthur Bowl national champion. Combined with ESPN in 1997 through 2004.

Wms--Williamson System (1931-1963). A power rating system by Paul Williamson, a geologist and Sugar Bowl committee member.

Wol--Wolfe (1992-current). A mathematically based power rating matrix developed by Peter Wolfe and Ross Baker.

[NOTE: The national champion was selected before bowl games as follows: AP, 1936-64 and 1966-67; UPI, 1950-73; FWA, 1954; HF, 1959-70. In all other latter-day polls, champions were selected after bowl games.]

USC in AP Rankings

Since the AP poll began in 1936, the weekly rankings have been published 1,151 times. USC has been ranked in the poll 764 times (66.6% of the time). Here's the list of the 10 most frequently ranked teams (according to CollegePollArchive.com):

| | | |
|-----|------------|------------|
| 1. | Ohio State | 902 |
| 2. | Michigan | 849 |
| 3. | Oklahoma | 830 |
| 4. | Notre Dame | 799 |
| 5. | Alabama | 791 |
| 6. | USC | 767 |
| 7. | Nebraska | 728 |
| 8. | Texas | 720 |
| 9. | Penn State | 630 |
| 10. | LSU | 617 |

In those 1,151 AP polls, USC has held the No. 1 ranking 91 times. The 10 teams ranked No. 1 most often are:

| | | |
|-----|--------------|-----------|
| 1. | Alabama | 118 |
| 2. | Ohio State | 105 |
| 3. | Oklahoma | 101 |
| 4. | Notre Dame | 98 |
| 5. | USC | 91 |
| 6. | Florida St. | 72 |
| 7. | Nebraska | 70 |
| 8. | Miami (Fla.) | 68 |
| 9. | Texas | 45 |
| 10. | Florida | 41 |

USC has the longest streak of consecutive weekly AP No. 1 appearances, with a national record 33 (from Dec. 8, 2003 to Dec. 4, 2005). The Trojans also had an earlier streak of 18 (from Sept. 12, 1972 to Sept. 25, 1973). Here's the list of the 10 teams with the longest streaks of top-ranked appearances:

| | | |
|----|---------------|-----------|
| 1. | USC | 33 |
| 2. | Miami, Fla. | 21 |
| 3. | USC | 18 |
| 4. | Florida State | 17 |
| 5. | Alabama | 16 |
| | Alabama | 16 |
| 6. | Army | 15 |
| | Nebraska | 15 |
| | Oklahoma | 15 |
| | Nebraska | 15 |
| | Ohio State | 15 |
| | Alabama | 15 |

In 2004, USC became only the second team ever to be ranked No. 1 in the AP pre-season poll and hold that top ranking the entire season (Florida State did it in 1999). Four other teams--Notre Dame in 1943, Army in 1945, Nebraska in 1971 and USC in 1972--were No. 1 in every regular season and final ranking, but either did not start off No. 1 in the pre-season poll (Nebraska and USC) or there was no pre-season poll (Notre Dame and Army).

USC's back-to-back AP national championships in 2003 and 2004 marked the 10th time that a team won consecutive AP national titles. The others: Minnesota (1940-41), Army (1944-45), Notre Dame (1946-47), Oklahoma (1955-56), Alabama (1964-65), Nebraska (1970-71), Oklahoma (1974-75), Alabama (1978-79) and Nebraska (1994-95). Since then, Alabama did it in 2011-12.

USC'S Best Football Season Records

UNBEATEN, UNTIED

| | |
|------|-------|
| 1888 | 2-0 |
| 1889 | 2-0 |
| 1894 | 1-0 |
| 1920 | 6-0 |
| 1932 | 10-0 |
| 1962 | 11-0 |
| 1972 | 12-0 |
| 2004 | 11*-0 |

UNBEATEN

| | |
|------|--------|
| 1906 | 2-0-2 |
| 1910 | 7-0-1 |
| 1928 | 9-0-1 |
| 1939 | 8-0-2 |
| 1944 | 8-0-2 |
| 1969 | 10-0-1 |
| 1979 | 11-0-1 |

ONE LOSS

| | |
|------|--------|
| 1893 | 3-1 |
| 1897 | 5-1 |
| 1898 | 5-1-1 |
| 1900 | 1-1-1 |
| 1904 | 6-1 |
| 1907 | 5-1 |
| 1908 | 3-1-1 |
| 1909 | 3-1-2 |
| 1919 | 4-1 |
| 1921 | 10-1 |
| 1922 | 10-1 |
| 1927 | 8-1-1 |
| 1931 | 10-1 |
| 1933 | 10-1-1 |
| 1952 | 10-1 |
| 1967 | 10-1 |
| 1968 | 9-1-1 |
| 1974 | 10-1-1 |
| 1976 | 11-1 |
| 1978 | 12-1 |
| 2003 | 12-1 |
| 2005 | 0*-0* |
| 2008 | 12-1 |

**Not including 2 wins in 2004 and 12 wins and 1 loss in 2005 vacated due to NCAA penalty (original record: 13-0 in 2004, 12-1 in 2005)*

Top 10 Winningest Division I Schools

BY WINNING PERCENTAGE

(entering the 2019 season)

| | SCHOOL | RECORD | PCT. |
|-----|-------------|-----------------------|-------------|
| 1. | Michigan | 953-342-36 | .730 |
| 2. | Ohio State | 911#-324-53 | .728 |
| 3. | Notre Dame | 897##-323-42 | .727 |
| | Boise State | 448-168-2 | .727 |
| 5. | Alabama | 905*-329-43 | .726 |
| 6. | Oklahoma | 896-325-53 | .724 |
| 7. | Texas | 908-370-33 | .705 |
| 8. | USC | 839**-346**-54 | .699 |
| 9. | Nebraska | 896-388-40 | .692 |
| 10. | Penn State | 887-391-41 | .688 |

#Not including 12 wins vacated due to NCAA penalty (original record: 923-324-53, .730)

##Not including 21 wins and 1 loss vacated due to NCAA penalty (original record: 918-324-42, .731)

**Not including 21 wins vacated due to NCAA penalty (original record: 926-329-43, .730)*

***Not including 14 wins and 1 loss vacated due to NCAA penalty (original record: 853-347-54, .702)*

BY VICTORIES

(entering the 2019 season)

| | SCHOOL | WINS | YEARS |
|-----|------------|--------------|------------|
| 1. | Michigan | 953 | 139 |
| 2. | Ohio State | 911# | 129 |
| 3. | Texas | 908 | 127 |
| 4. | Alabama | 905* | 124 |
| 5. | Notre Dame | 897## | 130 |
| 6. | Nebraska | 896 | 127 |
| | Oklahoma | 896 | 124 |
| 8. | Penn State | 887 | 132 |
| 9. | USC | 839** | 126 |
| 10. | Tennessee | 838 | 122 |

#Not including 12 wins vacated due to NCAA penalty (original record: 923 wins)

##Not including 21 wins vacated due to NCAA penalty (original record: 918 wins)

**Not including 21 wins vacated due to NCAA penalty (original record: 926)*

***Not including 14 wins vacated due to NCAA penalty (original record: 853)*

Milestone USC Victories

| WIN # | YEAR | OPPONENT | SCORE |
|-------|------|------------------|-------|
| 1 | 1888 | Alliance AC | 16-0 |
| 50 | 1908 | Occidental | 14-0 |
| 100 | 1922 | Alumni | 20-0 |
| 200 | 1933 | Loyola | 18-0 |
| 250 | 1942 | Montana | 38-0 |
| 300 | 1950 | Notre Dame | 9-7 |
| 400 | 1966 | Wisconsin | 38-3 |
| 500 | 1977 | Washington State | 41-7 |
| 600 | 1989 | Washington | 24-16 |
| 700 | 2003 | Stanford | 44-21 |
| 750* | 2008 | Notre Dame | 38-3 |
| 800* | 2014 | Arizona | 28-26 |


**Not including 14 wins vacated due to NCAA penalty (original record: 750: 2007, Oregon State, 24-3; 800: 2012, Arizona State, 38-17)*




LOFA TATUPU



KEITH RIVERS




SAM BAKER



ERIK AFFHOLTER



1928 NATIONAL CHAMPIONS



*They whip the ends, they buck the guards, the line begins to yield
 And the "greatest team in history" backs slowly down the field
 And finally comes the whistle as a seal to Stanford's fate,
 And the "greatest team in history" goes staggering through the gate
 --Excerpt from a 1928 poem about the USC-Stanford clash.*


The "Thundering Herd," under Hall of Fame coach Howard Jones, galloped to the Trojans' first national championship in 1928. A swarming defense, led by tackle Jesse Hibbs and end Garrett Arbelbide, gave up only 59 points all season, while an offensive backfield of Harry Edelson, Russ Saunders, Don Williams and Marshall Duffield rolled over, under, and through their opponents.

USC finished the season with nine wins and no losses, with the only blemish being a 0-0 tie with Cal as the Golden Bears continued to be a nemesis for Troy in the 1920s.

The Trojans beat Glenn "Pop" Warner's Stanford Indians, 10-0, forcing five fumbles in the process. Warner had never lost to Jones and he considered his 1928 team to be his best. But USC used a special strategy called the "quick mix" to disrupt Stanford's offense and help offset the Indians' 10-pound-per-man weight advantage. The strategy worked in what was a landmark game for the Trojans, who established themselves as the preeminent football power on the West Coast. Warner never beat Jones again.

The 1928 season also saw USC beat Notre Dame and Knute Rockne for the first time, 27-14. Williams passed for 111 yards and two touchdowns and rushed for 93 more as the Trojans clinched the national title.

1931 NATIONAL CHAMPIONS



*"I've waited for two years for this day – but, boy, what revenge!"
 – USC's Erny Pinckert after beating the Irish.*

The 1931 edition of Howard Jones' "Thundering Herd" was the team that captured the imagination of college football fans everywhere, and the hearts of the citizens of Los Angeles. More than 300,000 welcomed the Trojans home from a thrilling 16-14 victory over Notre Dame in South Bend—a victory clinched by what sportswriter Maxwell Stiles called "Johnny Baker's 10 little toes, and three BIG points."

USC trailed the Irish 14-0 at the outset of the final stanza, but stormed back behind the running of Gus Shaver and the passing of Orv Mohler. Baker's 33-yard field goal with one minute remaining made the difference. The win snapped Notre Dame's 26-game unbeaten streak and was the Trojans' first victory in South Bend.

The season started inauspiciously enough with a 13-7 loss to St. Mary's. "I have no alibis to offer," said Jones afterward. But Troy then proceeded to roll over its next 10 opponents by a combined score of 356 to 39. There were six shutouts.

"[USC is] the greatest team I have ever seen," said Georgia coach Harry Mehre, after his Bulldogs were blanked, 60-0. The usually taciturn Jones agreed, calling his team "the greatest offensive machine I have ever coached."

USC capped the season with a 21-12 victory over Tulane in the Rose Bowl. Four Trojans garnered All-American acclaim: Baker, Shaver, Erny Pinckert and team captain Stan Williamson.

1932 NATIONAL CHAMPIONS



*"Fortunately, I have a strong line to start with. I have Mohler, and if anything happens to him, I have Griffith and Warburton."
 – Howard Jones to famed sportswriter Grantland Rice before the 1932 season.*

The Trojans breezed to their second consecutive national championship in 1932 as the Howard Jones era reached its pinnacle. But at the start of the season, future greatness was not apparent for this team. Seven regulars had graduated from the 1931 squad, including three All-Americans. By the end of the season, however, it was hailed as perhaps Jones' finest squad. In fact, some still regard this as USC's best team.

The line, one of the greatest in Trojan history, included All-Americans Tay Brown, Aaron Rosenberg and Ernie Smith. The offense, directed by Homer Griffith and featuring back Cotton Warburton and ends Ray Sparling and Ford Palmer, was potent despite losing star Orv Mohler to injury. Meanwhile, the defense shut out its first five opponents, before finally being scored upon in the fourth quarter of game six. Jones' squad allowed only 13 points all season while scoring 201. USC defeated Notre Dame 13-0 and smashed Pittsburgh 35-0 in the Rose Bowl.

The masterful 1932 season firmly placed Jones in the upper echelon of collegiate coaches. He even appeared on the cover of *TIME* magazine, where he was compared to the legendary Amos Alonzo Stagg and Glenn "Pop" Warner. In 1999, *Athlon* magazine rated the 1932 team among the greatest of the 20th century.

1939 NATIONAL CHAMPIONS



*"We weren't off form, stale or crippled. We were just outclassed."
 – Tennessee coach Bob Neyland after his undefeated, unscored-upon Vols lost, 14-0, to USC in the 1940 Rose Bowl.*

The year 1939 witnessed Howard Jones' Thundering Herd capture its fourth national championship. The head man remarked at the team banquet that this team's next to last at Troy was his finest (at least in terms of depth) in his 16 years at USC.

As tanks rolled in Europe, Jones' team rolled to an 8-0-2 record, shutting out six teams and allowing just 7 points to three others. Only 33 points were scored upon Troy that year—a mark no Trojan defense has topped since.

The season had its share of huge games. There was a 19-7 win over No. 11 Oregon State in Portland and a 20-12 win over No. 7 Notre Dame at South Bend (USC wouldn't win again at Notre Dame Stadium until 1967). The regular season finale was an epic 0-0 tie with No. 9 UCLA in front of 103,303, the second-largest crowd in Coliseum history. The capper was a 14-0 win over No. 2 Tennessee in the Rose Bowl against a Volunteer team that hadn't been scored upon in 16 games and hadn't lost in 24 games.

Lineman Harry Smith was a unanimous All-American, while quarterback Grenny Lansdell—who led the team with 742 rushing yards and 54 points—was also named to some teams.

At season's end, the Trojans were given the Knute Rockne Trophy, awarded each year to the No. 1 team in the country by Professor Frank G. Dickinson, a respected analyst who declared, "The Trojans were the best team in the best section...and the nation's other top teams did not play as strong a schedule as USC."



1962 NATIONAL CHAMPIONS



*"Our intention was to win today...and what does the scoreboard say?"
- John McKay after the 1963 Rose Bowl.*

In 1962, John McKay led USC to its first national championship in 23 years and inaugurated one of the greatest dynasties in college football history. From 1962 to 1981, the Trojans won five national titles, played in 11 Rose Bowls, collected four Heisman Trophies and contributed dozens of All-Americans to what was already a remarkable football heritage.

McKay's third team featured the talented quarterback tandem of Pete Beathard and Bill Nelsen, who combined to pass for 18 touchdowns while tossing only three interceptions. A then-school-record 11 of those touchdowns went to consensus All-American end Hal Bedsole, who also set the standard for passes caught (33) and yards receiving (827). The ground attack was run from the I-formation, led by the versatile Willie Brown at tailback and co-captain Ben Wilson at fullback. Brown led the team in rushing, interceptions, punt returns and kickoff returns, and was the second leading receiver.

The Trojan defense allowed only 92 points all season. All-American linebacker Damon Bame led a unit that had three shutouts (including a 25-0 blanking of Notre Dame) and allowed more than 10 points only twice during the regular-season.

Troy capped the year by outlasting Wisconsin, 42-37, in one of the most exciting games in Rose Bowl history. McKay was named Coach of the Year by the American Football Coaches Association and the Football Writers Association of America.

1967 NATIONAL CHAMPIONS



*"Well, gentlemen, I guess I wasn't so stupid today."
-John McKay after beating UCLA, 21-20.*

The 1967 Trojans relied on the running of tailback O.J. Simpson, the blocking of Outland Trophy-winning tackle Ron Yary, and a stifling defense to win USC's sixth national championship.

Simpson's weaving 64-yard touchdown run, perhaps the most famous run in college football history, was the difference in a 21-20 victory over UCLA. The showdown between the top-ranked Bruins and the No. 4-ranked Trojans remains one of the greatest games in the history of the crosstown series.

USC's only blemish on the season was a 3-0 loss in the rain and mud to Oregon State in Corvallis. The Trojans would not be shut out again for 26 years and did not lose again to the Beavers until 2000. The other key victory for Troy, a 24-7 win over Notre Dame, was USC's first win at South Bend since 1939. Linebacker Adrian Young's four interceptions (a USC record) helped to repel the Irish. The Trojans celebrated New Year's Day 1968 with a 14-3 victory over Indiana in the Rose Bowl.

The incomparable Simpson, the Heisman runner-up that year, ran for a then-NCAA-record 1,543 regular-season yards (1,709 overall) to go with 13 touchdowns. Mike Battle, Tim Rossovich, and Young led a defense which allowed only 87 points. A record five Trojans were selected in the first round of the 1968 NFL draft, with Yary going first overall.

1972 NATIONAL CHAMPIONS



*"USC's not the number one team in the country. The Miami Dolphins are better."
-- Washington State coach Jim Sweeney.*

The 1972 national champions averaged 39 points per game and never trailed in the second half. In going 12-0-0, the Trojans scored 467 points, second most in school history. The defense intercepted 28 passes, limited their opponents to 2.5 yards per rush, and never gave up a run longer than 29 yards.


The roster was a perfect blend of talent, youth, and experience. Senior Mike Rae and sophomore Pat Haden handled the quarterback duties. Sophomore Anthony Davis rushed for 1,191 yards despite not starting until the eighth game. All-American fullback Sam "Bam" Cunningham was an outstanding blocker and a tremendous leaper, especially in goal-line situations. Tight end Charles Young was equally adept blocking and receiving, while split ends Lynn Swann, Edesel Garrison and J.K. McKay were excellent pass catchers.

The defense was fast and strong. Sophomore linebacker Richard Wood burst onto the scene with 18 tackles in the season-opener on his way to garnering All-American honors. John Grant and Jeff Winans anchored the defensive line, while Artimus Parker, Charles Phillips and Charles Hinton led the secondary.

USC's smallest margin of victory was nine points (versus Stanford). The Trojans beat No. 4-ranked Arkansas 31-10, No. 18 Washington 34-7, No. 14 UCLA 24-7, No.10 Notre Dame 45-23 and No. 3 Ohio State 42-17. USC was unanimously chosen No. 1 in the final AP and UPI polls, the first team to be so honored.

The 1972 team is considered to be John McKay's finest at USC and one of the greatest college teams of all time.

1974 NATIONAL CHAMPIONS



*"We turned into madmen."
-- Anthony Davis, after USC came back to beat Notre Dame.*

The 1974 team earned John McKay his fourth national title behind the big-play heroics of All-American tailback Anthony Davis, the steady leadership of quarterback Pat Haden and the clutch play of a defense that forced the second-highest interception total in USC history.

Davis, the runner-up for the Heisman Trophy, rushed for 1,421 yards and 13 touchdowns. His three-year yardage total of 3,724 yards and 52 touchdowns was a Pac-8 record. He set an NCAA record for most kickoffs returned for TDs in a season (3) and career (6). He scored four touchdowns to lead the Trojans to an amazing 55-24 comeback win over Notre Dame in the regular season finale. In his career, Davis scored 11 touchdowns against the Fighting Irish.

Pat Haden threw 13 touchdown passes, but his biggest completions came with the Trojans trailing Ohio State 17-10 in the 1975 Rose Bowl. His 38-yard TD strike to J.K. McKay with two minutes to play and his subsequent 2-point conversion to Shelton Diggs gave USC an 18-17 victory and the writers' share of the national championship.

Senior linebacker Richard Wood, Troy's only three-time All-American, led the defense. Defensive back Charles Phillips set NCAA records for most interception return yardage in a season (302), most interception return yardage in a game (181), highest average gain per interception for one game (90.5), and most touchdowns on interception returns in a season (3).

The win over Notre Dame, dubbed "The Comeback," was sparked by Davis' 102-yard kickoff return to start the second half. Trailing 24-0 late in the second quarter, the Trojans scored 55 unanswered points in just under 17 minutes to win going away.

USC had five players selected to the All-American team for the third consecutive year. A school-record 12 Trojans were selected to the All-Conference squad (since equalled by the 1989 Trojans). Fourteen players from the 1974 team were taken in the NFL draft—an all-time record also shared by the 1976 Trojan team.



1978 NATIONAL CHAMPIONS



*"I don't remember ever playing against a tailback who can run like White."
 —Paul 'Bear' Bryant, after witnessing Charles White rush for 199 yards against his Alabama team.*

The 1978 national champions, coached by John Robinson, were a USC team stocked with great college players and several future NFL stars. The Trojans finished 12-1, including a solid 24-14 road victory over co-national champion Alabama, a nail-biting 27-25 win over Notre Dame, and a 17-10 victory over Michigan in the Rose Bowl.

All-American tailback Charles White rushed for 1,859 yards to become the Pac-10 career rushing leader as a junior. Freshman tailback Marcus Allen provided depth. Quarterback Paul McDonald led the conference in passing and tied a USC record with 19 touchdown passes. Fullback Lynn Cain rushed for 977 yards, the most ever by a Trojan fullback. Flanker Kevin Williams had 17 receptions, 10 of them for touchdowns. The offensive line included All-American guard Pat Howell, All-Pac-10 tackle Anthony Munoz (considered by many to be the game's greatest tackle ever) and All-Pac-10 guard Brad Budde (a four-year starter and the 1979 Lombardi Award winner). The back-ups on the line included future All-Pros Roy Foster and Keith Van Horne.

The defense featured the talented safety duo of Dennis Smith and Ronnie Lott. Linebackers Dennis Johnson (the team's tackle leader) and Riki Gray manned the middle, while Larry McGrew and Chip Banks roamed the outside. Rich Dimler, Myron Lapka and Dennis Edwards keyed the defensive line.

The Trojans' only loss was at Arizona State, 20-7. They would remain unbeaten for the next 28 games. USC took the top spot in the coaches poll, but finished second in the writer's poll to Alabama despite beating the Crimson Tide earlier in the season.

2003 NATIONAL CHAMPIONS



*"If you stay with me, I'll take you places you've never been."
 —Pete Carroll, at a team meeting to open 2003 fall practice.*

After a 25-year hiatus, USC returned to the top of the college football world when it won the 2003 AP national championship.

Head coach Pete Carroll, in just his third year at Troy, guided his Trojans to a 12-1 record and their second consecutive Pac-10 title. USC closed the season by winning its last 9 games, including a dominating victory over No. 4 Michigan in the Rose Bowl. USC scored at least 30 points in 11 consecutive games, including 40 points in 7 in a row (both Pac-10 records), en route to tallying 534 total points (another Pac-10 mark). For just the second time in history, USC swept traditional rivals UCLA and Notre Dame in consecutive years.


Not many predicted the 2003 team's success. After all, these Trojans had to replace a Heisman Trophy winner (Carson Palmer) and an All-American safety (Troy Polamalu), among others. But Trojans fans got an inkling of the team's potential when USC opened its season at No. 6 Auburn with a 23-0 whitewash. The only loss came in triple overtime at California.

Five players won All-American first team honors: quarterback Matt Leinart, wide receiver Mike Williams, defensive end Kenechi Udeze, offensive tackle Jacob Rogers and punter Tom Malone. Leinart and Williams finished sixth and eighth, respectively, in the Heisman Trophy voting. And Carroll was recognized as the National Coach of the Year.

Leinart, who had never thrown a pass in his USC career before the 2003 campaign, was the Pac-10's Offensive Player of the Year (Stanford's John Elway was the only other sophomore so honored) and set a Pac-10 record with 38 TD passes. Williams, another sophomore, caught 95 passes with a school-record 16 TDs. Udeze tied for the national lead in sacks with 16.5, while soph Malone shattered the USC season punting average record (49.0). Other key contributors were wide receiver Keary Colbert, who became USC's career receptions leader, the rotating tailback threesome of Hershel Dennis, LenDale White (the first true freshman to top Troy in rushing) and Reggie Bush, cornerback Will Poole, center Norm Katnik, defensive tackles Shaun Cody and Mike Patterson, placekicker Ryan Killeen and linebacker Lofa Tatupu.

The Trojan defense topped the nation in rushing defense and was second in turnover margin, forcing 42 turnovers and scoring 8 TDs.

2004 NATIONAL CHAMPIONS



*"USC Leaves No Doubt"
 -Los Angeles Daily News headline after USC's Orange Bowl win.*

From the start of training camp, the motto for the 2004 USC football team was "Leave No Doubt." The Trojans did just that, winning their second consecutive national championship. And, unlike 2003, this title was undisputed, as USC demolished Oklahoma in the BCS Championship Game in the Orange Bowl, 55-19. Troy went 11-0 overall (*not including 2 wins vacated due to NCAA penalty; original record: 13-0, a school record for victories*) and became just the second team ever to hold the AP No. 1 ranking from pre-season through the entire campaign. It was only the 10th time that a team won back-to-back AP crowns. At 7-0, USC won its third consecutive Pac-10 title (*not including 1 win vacated due to NCAA penalty; original record: 8-0*). The Trojans swept traditional rivals UCLA and Notre Dame for an unprecedented third year in a row (*UCLA win vacated due to NCAA penalty*).

USC concluded the season riding a 20-game winning streak, as well as 21 straight home games, a Pac-10 record 15 consecutive league home games, 14 straight Pac-10 games and 8 road games in a row (*not including 2 overall wins, 1 Pac-10 win and 1 road win vacated due to NCAA penalty; original record: 22-game winning streak, 15 Pac-10 games, 9 road games*).

Troy was in the national Top 10 in every defensive statistical category (its total defense average was USC's lowest in 15 years), including first in rushing defense and turnover margin and third in scoring defense. USC outscored opponents by 25.2 points (including a school-record 8 games with a margin of at least 30 points). USC played before 3 home sellouts, 7 regular-season sellouts and 8 season sellouts, all school marks. And Troy set a USC and Pac-10 record for home attendance average, as well as school records for total home attendance, overall attendance average and total overall attendance.

A school-record 6 Trojans (Heisman Trophy quarterback Matt Leinart, Heisman finalist tailback Reggie Bush, defensive linemen Shaun Cody and Mike Patterson, and linebackers Matt Grootegoed and Lofa Tatupu) were named All-American first teamers. Leinart and Bush were named the Pac-10 Co-Offensive Players of the Year, while Cody was the Pac-10 Co-Defensive Player of the Year.



USC'S "HISTORY-SHAPING" GAMES



(When USC football reached a milestone in its illustrious history on Oct. 2, 1999, by playing its 1,000th game, former Trojan assistant sports information director Chris Huston wrote the following since-updated story in Troy's game program that day on USC's "most important" games...not necessarily the best games or most dramatic, but those that made USC football what it is today.)

Looking back, who would have thought that a tiny school founded by the Methodist Church would emerge to become one of the top football powers in the country?

There have been so many accomplishments in these 1,000-plus games: 11 national titles, 6 Heisman Trophy winners, 33 Rose Bowls and 160 All-Americans. Trojan football history is packed with heroic moments and legendary names.

The names are etched clearly in our memories: Gloomy Gus. The Thundering Herd. John McKay. Iron Mike. And the famous games still resonate: the twin comebacks versus Notre Dame, the recurring nail-biters against UCLA, the triumphant Rose Bowls.

But what about the "most important" games out of the past 1,000-plus -- the games that helped make USC what it is today? Which games started trends, broke streaks or changed history? Some you'll remember, some you won't. Here are a few of the contests that shaped USC's football history:

1888 - USC 16, Alliance Athletic Club 0 The first game. Who could have imagined how the future would unfold? In those days a touchdown scored four points, while the conversion was worth two points, a field goal five points and a safety scored two. Frank Suffel and Henry Goddard were the playing coaches for this first team.

1905 - Stanford 16, USC 0 This was USC's first game ever against major college competition. Prior to this, USC had played Southland colleges, high schools, academies and athletic clubs and had rivalry games with Pomona and Occidental. Stanford, however, was big-time on the gridiron long before USC was. The Stanford-Cal game annually made bigger headlines, even in Los Angeles, than any USC game. USC fans looked forward to this game all year and the Trojans managed to hold their own on a dreary day in Palo Alto, but the result was a shutout loss. Significantly, USC did not play another major opponent in college football for nine years after this Stanford loss.

1924 - California 7, USC 0 Elmer "Gloomy Gus" Henderson's undefeated Trojans met Andy Smith's undefeated Bears before 60,000 in USC's first appearance at Memorial Stadium in Berkeley. Jim Dixon scored the game's only touchdown on a 12-yard run around left end in the second quarter. USC's loss pushed its record against Cal to 1-8-1. The pressure from the alumni for Henderson's ouster grew intense, and after an upset loss to St. Mary's the next week, the decision was made to buy out Gloomy Gus' contract at the end of the year. The way was thus cleared for the arrival of Howard Jones, arguably Troy's greatest head coach.

1925 - Nebraska 17, Notre Dame 0 The greatest intersectional college football rivalry--USC versus Notre Dame--might never have commenced but for this game. USC was looking for a national rival and dispatched graduate manager Gwynn Wilson (akin to the modern day athletic director) and his wife to Lincoln, where Notre Dame was playing Nebraska on Thanksgiving Day. Knute Rockne was cool to the idea of a home-and-home series with USC because of the travel involved, but Mrs. Wilson was able to persuade Mrs. Rockne that a trip every two years to sunny Southern California was better than one to snowy, hostile Nebraska. Mrs. Rockne spoke to her husband and shortly thereafter Notre Dame became an annual fixture on USC's schedule.

1928 - USC 10, Stanford 0 Howard Jones had not beaten Glenn "Pop" Warner's Stanford Indians in three tries until his Thundering Herd did it before 80,000 at the Coliseum this year. The legendary Warner considered this Stanford team to be his best, but they lost five turnovers to USC that day. Stanford's 10-pound per-man weight advantage was offset by the Trojans' "quick-mix" defense and a speedy backfield comprised of Don Williams, Russ Saunders and Marshall Duffield. This was a landmark game as it signaled Troy's emergence as the preeminent power on the West Coast. USC went on to win its first national title that season and Jones never lost to Warner again.

1931 - USC 16, Notre Dame 14 This game captured the imagination of football fans everywhere--and the hearts of the citizens of Los Angeles. More than 300,000 fans welcomed the Trojans home from this thrilling victory in South Bend--a victory clinched by what sportswriter Maxwell Stiles called "Johnny Baker's 10 little toes and three BIG points." USC trailed 14-0 at the outset of the final stanza, but stormed back behind the running of Gus Shaver and the passing of Drv Mohler. Baker's 33-yard field goal with one minute remaining made the difference. The win snapped Notre Dame's 26-game unbeaten string and was the Trojans' first win in South Bend. Called "...the biggest upset since Mrs. O'Leary's cow knocked over that lantern" by El Rodeo, Troy's student yearbook, it clinched USC's second national title and firmly established the Trojans as a national power.

1944 - USC 38, Washington 7 This was USC's first home night game in the Coliseum. The game program reported: "This may well be the one and only Coliseum night game in Trojan varsity football history." That year, Washington was under wartime travel restrictions and was forced to schedule two California games in seven days. A schedule conflict resulted and an exception had to be made to USC's longstanding policy of playing Saturday afternoons. The game was a success. The attendance of 62,865 was USC's largest for a home game that year. As a result, home night games became a regular part of the USC schedule.

1956 - USC 44, Texas 20 In 1925, guard Brice Taylor, an African-American, was named USC's first All-American. It would be about 30 years before another black man made his mark on Trojan football. Fullback C.R. Roberts was that man. He rumbled for 251 yards versus Texas, setting the USC single-game rushing record in the process. The record stood for 20 years. It was sweet redemption for Roberts and his teammates. The game was played in Austin and the hotel the Trojans had booked was segregated. Head Coach Jess Hill moved his team to a lodging that was integrated and the Trojans seemed to take it out on the Longhorns on game day.

1959 - Notre Dame 16, USC 6 This was the last game played between the two teams in South Bend in November. The freezing cold affected the Trojans so much that Athletic Director Jess Hill proposed moving USC's games at Notre Dame Stadium to October, while continuing to play the Coliseum games in late November. Notre Dame agreed and it has been that way ever since.

1961 - Iowa 35, USC 34 The Hawkeyes came into this game ranked No. 1 in the country. The Trojans, in their first season using John McKay's I-formation, were struggling. The critics in the press box said the "I" stood for "incompetent," "intolerable" and "ineffective." But on this day, after falling behind 21-0, USC exploded for 34 points and lost only in the last minute, 35-34. The Trojans totaled 220 yards on the ground and 156 in the air. For the first time, the I-formation proved its worth. Soon, USC and John McKay became synonymous with this tailback-led rushing attack.

1967 - USC 24, Notre Dame 7 The 1967 USC-UCLA game is the game everyone remembers from this season, but it never would have had the same importance if the Trojans hadn't first defeated defending national champion and No. 5 Notre Dame on a sunny October day in South Bend. The previous year, the Irish handed the Trojans their worst defeat ever, 51-0, and despite USC's No.1 rank in the 1967 polls, Notre Dame was a heavy favorite. Weighing heavy on the oddsmakers' minds was the fact that USC had not won in South Bend since 1939 (it didn't matter much to them that McKay, after the '66 debacle, vowed never to lose to the Irish again). It was on this day that most of the country first heard of a tailback named O.J. Simpson. The junior from San Francisco rushed for 160 yards on 38 carries and tacked on all three USC touchdowns. A tenacious Trojan defense intercepted seven passes (four by a true Irishman, Adrian Young) and recovered two fumbles. USC trailed at the half, 7-0, but roared back in the second half to win the game. The victory solidified Troy's place at the top of the final rankings.

1970 - USC 42, Alabama 21 It's a rare feat when a football game helps to change societal attitudes. The 1970 USC win over Alabama may have done just that. The Trojans traveled to Birmingham where they faced an all-white Crimston Tide team coached by Paul "Bear" Bryant. Thanks to dominating performances for USC by a trio of African-Americans (Sam Cunningham, Clarence Davis and Jimmy Jones), Bryant was convinced that he needed to recruit black players for his program. The rest of the Southeastern Conference soon followed suit and opportunities for black athletes in the South began to improve tremendously. Bryant was so impressed by Cunningham (who had 135 yards and two touchdowns on just 12 carries) that he invited the sophomore fullback into the 'Bama locker room after the game. He brought his players to Cunningham one-by-one and introduced him, saying: "This is what a football player looks like."

1996 - USC 27, Notre Dame 20 At long last, after 13 years of futility, the Trojans defeated the Irish. In what seemed the unlikely of streaks, USC had found every possible way to not defeat Notre Dame. And in what seemed like the unlikely of days for it to happen, Troy finally ended that streak. USC was struggling at 5-6 after a wild double-overtime loss to UCLA the previous week while Notre Dame was standing tall with an 8-2 record and a New Year's Day bowl bid in the works. The Trojans somehow managed to stay in the game despite playing without starting quarterback Brad Otton for large chunks of regulation, as he was bothered by an injury. When Notre Dame scored a touchdown to go ahead 20-12 (with the PAT pending) in the fourth quarter, things looked bleak for USC. But Irish kicker Jim Sanson shanked the extra point and the margin stayed at eight. The Trojans responded with an eight-play, 67-yard drive culminating in Delon Washington's 15-yard touchdown scamper. Washington also ran in the two-point conversion and the score was knotted at 20. Neither team could score before the end of regulation and overtime ensued. On USC's first drive, Otton hit Rodney Sermons with a five-yard touchdown pass and the Trojans went ahead for the first time, 27-20. Jubilation erupted in the Coliseum when Mark Cusano then batted down Ron Powilus' fourth-down pass and the streak ended.

2001 - USC 27, UCLA 0 This game was the regular season finale of the 2001 season, but it exemplified the attitude and style that first-year head coach Pete Carroll brought to Trojan football. The message sent that day was clear: Nothing beats a great defense. Furthermore, the game signalled a sea-change in the L.A. sports scene as USC under Carroll was increasingly viewed as the healthiest program in town. There was nothing complicated about the contest. The Trojan offense hit on a couple big plays--namely, a 66-yard catch-and-run by tight end Kori Dickerson off a Carson Palmer aerial and a 34-yard touchdown run by tailback Chris Howard. But USC managed just 276 yards of total offense and 12 first downs. However, the Trojan defense was spectacular, holding UCLA to a paltry 114 yards and 10 first downs. USC picked off three UCLA passes, including an amazing between-the-legs snatch by cornerback Antuan Simmons which he returned 36 yards for a touchdown. It was USC's first shutout of UCLA since 1947. While the Trojans would later stumble in the Las Vegas Bowl, it was clear that something special was starting to go on at Troy.



USC'S HISTORY-SHAPING GAMES

2002 - USC 44, Notre Dame 13 While the 2001 UCLA game was about re-establishing USC in Los Angeles, the 2002 Notre Dame game was about re-establishing USC on a national level. The Trojans had not played in such a high-stakes game since the 1988 No. 1 vs. No. 2 showdown against the Irish—a bitter 27-10 loss. On this day, three important things happened for USC. First, the Trojans clinched their first-ever BCS bowl berth. Second, they completed their first season sweep of UCLA and Notre Dame since 1981 and, probably most important of all, Trojan quarterback Carson Palmer showed the nation why he deserved to be named USC's fifth Heisman Trophy winner. Through it all, Troy put another feather in the cap of what would become its most magical and successful season since 1979. A capacity crowd and a near-national television audience saw first-hand the magnificent "Carson Show," as USC's senior quarterback threw for 425 yards and four touchdowns—both Notre Dame opponent records. What's more, he led the Trojan offense to 610 total yards—again, the most yards ever against the Irish. While there were a couple nail-biting moments for USC fans in the second quarter as Notre Dame briefly took a 13-10 lead, Palmer allayed those fears by leading a masterful 75-yard drive that took just over a minute and culminated in a pass that sailed over the outstretched hands of two Irish defenders and into the waiting arms of Mike Williams for a 19-yard touchdown. Hence, the Trojans sprinted into the locker room with a 17-13 lead and never looked back in the second half on their way to scoring the most points against the Irish by a USC team since 1974's legendary 55-24 onslaught. The jubilant looks on the faces of the Trojan coaches, players and fans afterwards—as well as the sight of the future Heisman winner holding aloft the Shillelagh—said it all: USC was back.

Other "important" games in Trojan history


- 1939 Rose Bowl - USC 7, Duke 3 (Duke was unbeaten, unscored upon until this game)
- 1951 - Notre Dame 19, USC 12 (USC's first appearance on national television)
- 1953 Rose Bowl - USC 7, Wisconsin 0 (breaks Big Ten Rose Bowl win streak)
- 1964 - USC 20, Notre Dame 17 (Fertig to Sherman shocks the No. 1 Irish)
- 1974 - USC 55, Notre Dame 24 (The Comeback--enough said)
- 1975 Rose Bowl - USC 18, Ohio State 17 (Haden to McKay and then Diggs for the national title)
- 1978 - USC 24, Alabama 14 (key game in the national title season)
- 1983 - Washington 24, USC 0 (first shutout of USC in 187 games, a then-NCAA record)
- 2004 Rose Bowl - USC 28, Michigan 14 (despite being snubbed from the BCS Championship Game in the Sugar Bowl, USC dominates Michigan to win its first national championship in 25 years)
- 2005 Orange Bowl - USC 55, Oklahoma 19 (USC puts on an overwhelming display of power in its first-ever appearance in the BCS Championship Game, *although the win was later vacated due to NCAA penalty*)
- 2011 - USC 23, Utah 14 (not only was this the first game in Pac-12 history, but the final score was updated 2 hours after the game by Pac-12 clarification to include a USC touchdown that occurred during a penalty on the contest's final play)




MIKE WILLIAMS



JON ARNETT




FRANK GIFFORD



MORLEY DRURY



RICKY BELL



RICHARD WOOD




SHAUN CODY




TOM MALONE



RODNEY PEETE



RONNIE LOTT




BRICE TAYLOR



JOHN FERRARO



ANTHONY DAVIS



TONY BOSELLI



USC'S ALL-AMERICANS



The following is a complete listing of all USC football players who have ever received first team All-American honors. Although there are numerous teams selected throughout the country, the NCAA now recognizes only five in determining whether a player is a unanimous or consensus choice--AP, Football Coaches Association, Football Writers Association, the Walter Camp Foundation and The Sporting News.

From 1962 to 1990, USC had at least one first team All-American every year. From 1972 to 1987, there was at least one consensus All-American Trojan every year. Also, there have been 30 first team All-American Trojan offensive linemen since 1964.

| NO. | YEAR | NAME, POSITION | 1ST TEAM | 2ND TEAM | 3RD TEAM | |
|-----|------|----------------------|----------|----------|----------|-----|
| 1 | 1925 | Brice Taylor, G | 2 | 0 | 0 | |
| 2 | 1926 | Mort Kaer, B | 9 | 0 | 0 | X |
| 3 | 1927 | Morley Drury, B | 10 | 1 | 0 | X |
| 4 | 1927 | Jess Hibbs, T | 8 | 1 | 0 | X |
| 5 | 1928 | Jess Hibbs, T | 3 | 0 | 2 | |
| 6 | 1928 | Don Williams, B | 2 | 1 | 0 | |
| 7 | 1929 | Nate Barragar, G-C | 1 | 1 | 0 | |
| 8 | 1929 | Francis Tappaan, E | 5 | 4 | 0 | |
| 9 | 1930 | Garrett Arbelbide, E | 1 | 2 | 1 | |
| 10 | 1930 | Orv Mohler, B | 1 | 1 | 1 | |
| 11 | 1930 | Erny Pinckert, B | 9 | 1 | 0 | X |
| 12 | 1931 | Johnny Baker, G | 9 | 1 | 0 | X |
| 13 | 1931 | Erny Pinckert, B | 4 | 0 | 1 | |
| 14 | 1931 | Gus Shaver, B | 6 | 0 | 1 | X |
| 15 | 1931 | Stan Williamson, C | 2 | 0 | 0 | |
| 16 | 1932 | Tay Brown, T | 1 | 5 | 2 | |
| 17 | 1932 | Aaron Rosenberg, G | 1 | 1 | 1 | |
| 18 | 1932 | Ernie Smith, T | 10 | 0 | 0 | X' |
| 19 | 1933 | Aaron Rosenberg, G | 8 | 2 | 0 | X |
| 20 | 1933 | Larry Stevens, G | 1 | 0 | 2 | |
| 21 | 1933 | Cotton Warburton, B | 10 | 0 | 0 | X' |
| 22 | 1938 | Harry Smith, G | 3 | 2 | 2 | |
| 23 | 1939 | Grenny Lansdell, B | 2 | 1 | 1 | |
| 24 | 1939 | Harry Smith, G | 10 | 0 | 0 | X' |
| 25 | 1943 | Ralph Heywood, E | 6 | 0 | 0 | X |
| 26 | 1944 | John Ferraro, T | 10 | 1 | 0 | X |
| 27 | 1947 | Paul Cleary, E | 7 | 1 | 0 | X |
| 28 | 1947 | John Ferraro, T | 5 | 4 | 0 | |
| 29 | 1951 | Pat Cannamela, LB | 4 | 3 | 0 | |
| 30 | 1951 | Frank Gifford, B | 1 | 1 | 1 | |
| 31 | 1952 | Jim Sears, DB | 6 | 0 | 0 | X |
| 32 | 1952 | Elmer Willhoite, G | 8 | 0 | 0 | X |
| 33 | 1955 | Jon Arnett, B | 3 | 3 | 0 | |
| 34 | 1959 | Ron Mix, T | 1 | 1 | 1 | |
| 35 | 1959 | Marlin McKeever, E | 4 | 0 | 1 | |
| 36 | 1959 | Mike McKeever, G | 1 | 3 | 1 | |
| 37 | 1960 | Marlin McKeever, E | 1 | 5 | 1 | |
| 38 | 1962 | Hal Bedsole, E | 10 | 0 | 1 | X |
| 39 | 1962 | Damon Bame, LB | 2 | 0 | 0 | |
| 40 | 1963 | Damon Bame, LB | 3 | 1 | 1 | |
| 41 | 1964 | Bill Fisk, OG | 2 | 2 | 0 | |
| 42 | 1964 | Mike Garrett, TB | 2 | 2 | 0 | |
| 43 | 1965 | Mike Garrett, TB | 11 | 0 | 0 | X'H |
| 44 | 1966 | Nate Shaw, DB | 8 | 1 | 1 | X |
| 45 | 1966 | Ron Yary, OT | 8 | 3 | 0 | X |
| 46 | 1967 | O.J. Simpson, TB | 11 | 0 | 0 | X' |
| 47 | 1967 | Ron Yary, OT | 11 | 0 | 0 | X'O |
| 48 | 1967 | Adrian Young, LB | 9 | 2 | 0 | X |
| 49 | 1967 | Tim Rossovich, DE | 5 | 2 | 0 | X |

| NO. | YEAR | NAME, POSITION | 1ST TEAM | 2ND TEAM | 3RD TEAM | |
|-----|------|----------------------|----------|----------|----------|-----|
| 50 | 1968 | O.J. Simpson, TB | 10 | 0 | 0 | X'H |
| 51 | 1968 | Mike Battle, DB | 3 | 2 | 1 | |
| 52 | 1969 | Jimmy Gunn, DE | 8 | 1 | 0 | X |
| 53 | 1969 | Al Cowlings, DT | 3 | 1 | 0 | |
| 54 | 1969 | Sid Smith, OT | 4 | 2 | 0 | |
| 55 | 1969 | Clarence Davis, TB | 1 | 1 | 1 | |
| 56 | 1970 | Charles Weaver, DE | 6 | 3 | 0 | X |
| 57 | 1970 | Marv Montgomery, OT | 1 | 0 | 0 | |
| 58 | 1971 | John Vella, OT | 4 | 1 | 0 | |
| 59 | 1971 | Willie Hall, LB | 2 | 2 | 0 | |
| 60 | 1972 | Charles Young, TE | 8 | 0 | 0 | X' |
| 61 | 1972 | Richard Wood, LB | 2 | 2 | 0 | |
| 62 | 1972 | Sam Cunningham, FB | 2 | 0 | 0 | |
| 63 | 1972 | Pete Adams, OT | 1 | 2 | 0 | |
| 64 | 1972 | John Grant, DT | 1 | 2 | 0 | |
| 65 | 1973 | Lynn Swann, FL | 7 | 0 | 0 | X |
| 66 | 1973 | Richard Wood, LB | 5 | 1 | 0 | X |
| 67 | 1973 | Booker Brown, OT | 4 | 3 | 0 | X |
| 68 | 1973 | Artimus Parker, DB | 3 | 1 | 0 | X |
| 69 | 1973 | Steve Riley, OT | 1 | 0 | 0 | |
| 70 | 1974 | Anthony Davis, TB | 6 | 0 | 0 | X' |
| 71 | 1974 | *Richard Wood, LB | 4 | 0 | 0 | X |
| 72 | 1974 | Charles Phillips, DB | 1 | 0 | 0 | |
| 73 | 1974 | Bill Bain, OG | 1 | 0 | 0 | |
| 74 | 1974 | Jim Obradovich, TE | 1 | 0 | 0 | |
| 75 | 1975 | Ricky Bell, TB | 6 | 0 | 0 | X' |
| 76 | 1975 | Marvin Powell, OT | 1 | 2 | 0 | |
| 77 | 1976 | Ricky Bell, TB | 8 | 0 | 0 | X' |
| 78 | 1976 | Dennis Thurman, DB | 3 | 2 | 0 | X |
| 79 | 1976 | Gary Jeter, DT | 3 | 1 | 0 | X |
| 80 | 1976 | Marvin Powell, OT | 3 | 0 | 1 | |
| 81 | 1977 | Dennis Thurman, DB | 6 | 0 | 0 | X' |
| 82 | 1977 | Clay Matthews, LB | 1 | 0 | 0 | |
| 83 | 1978 | Pat Howell, OG | 7 | 0 | 0 | X' |
| 84 | 1978 | Charles White, TB | 6 | 0 | 0 | X' |
| 85 | 1979 | Charles White, TB | 7 | 0 | 0 | X'H |
| 86 | 1979 | Brad Budde, OG | 7 | 0 | 0 | X'L |
| 87 | 1979 | Dennis Johnson, LB | 2 | 0 | 0 | |
| 88 | 1979 | Paul McDonald, QB | 1 | 1 | 0 | |
| 89 | 1980 | Ronnie Lott, DB | 8 | 0 | 0 | X' |
| 90 | 1980 | Keith Van Horne, OT | 6 | 0 | 0 | X |
| 91 | 1980 | Roy Foster, OG | 1 | 0 | 0 | |
| 92 | 1981 | Marcus Allen, TB | 8 | 0 | 0 | X'H |
| 93 | 1981 | Roy Foster, OG | 5 | 2 | 0 | X |
| 94 | 1981 | Chip Banks, LB | 3 | 1 | 0 | |
| 95 | 1982 | Don Mosebar, OT | 7 | 0 | 0 | X' |
| 96 | 1982 | Bruce Matthews, OG | 8 | 0 | 0 | X |
| 97 | 1982 | George Achica, NG | 6 | 1 | 0 | X |
| 98 | 1983 | Tony Slaton, C | 5 | 1 | 0 | X |
| 99 | 1984 | Jack Del Rio, LB | 7 | 0 | 0 | X |
| 100 | 1984 | Duane Bickett, LB | 4 | 0 | 1 | |
| 101 | 1985 | Jeff Bregel, OG | 8 | 0 | 0 | X |
| 102 | 1985 | Tim McDonald, DB | 1 | 0 | 0 | |
| 103 | 1986 | Jeff Bregel, OG | 8 | 0 | 0 | X |
| 104 | 1986 | Tim McDonald, DB | 6 | 1 | 0 | X |
| 105 | 1987 | Dave Cadigan, OT | 5 | 2 | 0 | X |
| 106 | 1988 | Erik Affholter, SE | 2 | 4 | 0 | |
| 107 | 1988 | Mark Carrier, DB | 2 | 1 | 0 | |
| 108 | 1988 | Rodney Peete, QB | 1 | 4 | 0 | U |
| 109 | 1988 | Tim Ryan, DT | 1 | 2 | 0 | |
| 110 | 1988 | Cleveland Colter, DB | 1 | 0 | 1 | |
| 111 | 1989 | Mark Carrier, DB | 8 | 0 | 0 | X'T |
| 112 | 1989 | Tim Ryan, DT | 5 | 1 | 0 | X |
| 113 | 1989 | Junior Seau, OLB | 1 | 1 | 1 | |
| 114 | 1989 | Mark Tucker, OG | 1 | 0 | 1 | |
| 115 | 1990 | Scott Ross, ILB | 1 | 1 | 0 | |



USC'S ALL-AMERICANS, ALL-AMERICAN JERSEY NUMBERS

| NO. | YEAR | NAME, POSITION | 1ST TEAM | 2ND TEAM | 3RD TEAM | |
|-----|------|----------------------------|----------|----------|----------|------|
| 116 | 1992 | Curtis Conway, FL-RS | 1 | 3 | 2 | |
| 117 | 1992 | Tony Boselli, OT | 1 | 1 | 0 | |
| 118 | 1993 | Johnnie Morton, WR | 5 | 3 | 0 | X |
| 119 | 1994 | Tony Boselli, OT | 7 | 1 | 0 | X |
| 120 | 1995 | Keyshawn Johnson, WR | 10 | 0 | 0 | X' |
| 121 | 1998 | Chris Claiborne, LB | 7 | 0 | 0 | X'Bu |
| 122 | 2001 | Troy Polamalu, DB | 2 | 1 | 2 | |
| 123 | 2002 | Carson Palmer, QB | 6 | 0 | 0 | XHU |
| 124 | 2002 | Troy Polamalu, DB | 5 | 1 | 1 | X |
| 125 | 2003 | Mike Williams, WR | 9 | 1 | 0 | X |
| 126 | 2003 | Jacob Rogers, OT | 7 | 2 | 0 | X |
| 127 | 2003 | Kenechi Udeze, DE | 7 | 0 | 0 | X |
| 128 | 2003 | Tom Malone, P | 3 | 1 | 0 | |
| 129 | 2003 | Matt Leinart, QB | 1 | 1 | 0 | |
| 130 | 2004 | #Reggie Bush, TB | 8 | 1 | 0 | X |
| 131 | 2004 | Matt Leinart, QB | 6 | 2 | 0 | XH |
| 132 | 2004 | Shaun Cody, DT | 6 | 2 | 0 | X |
| 133 | 2004 | Matt Grootegoed, LB | 4 | 0 | 0 | X |
| 134 | 2004 | Mike Patterson, DT | 3 | 0 | 2 | |
| 135 | 2004 | Lofa Tatupu, LB | 1 | 1 | 1 | |
| 136 | 2005 | #Reggie Bush, TB | 10 | 0 | 0 | X'HD |
| 137 | 2005 | Dwayne Jarrett, WR | 8 | 1 | 0 | X' |
| 138 | 2005 | Taitusi Lutui, OG | 7 | 3 | 0 | X |
| 139 | 2005 | *Matt Leinart, QB | 2 | 5 | 0 | U |
| 140 | 2005 | Darnell Bing, S | 2 | 1 | 0 | |
| 141 | 2005 | Sam Baker, OT | 1 | 0 | 2 | |
| 142 | 2006 | Dwayne Jarrett, WR | 5 | 2 | 1 | X |
| 143 | 2006 | Sam Baker, OT | 4 | 5 | 0 | X |
| 144 | 2006 | Ryan Kalil, C | 2 | 4 | 1 | |
| 145 | 2006 | Sedrick Ellis, DT | 1 | 0 | 0 | |
| 146 | 2006 | Steve Smith, WR | 1 | 0 | 0 | |
| 147 | 2007 | Sedrick Ellis, DT | 9 | 1 | 0 | X' |
| 148 | 2007 | *Sam Baker, OT | 2 | 3 | 0 | |
| 149 | 2007 | Fred Davis, TE | 2 | 3 | 0 | M |
| 150 | 2007 | Keith Rivers, LB | 2 | 1 | 1 | |
| 151 | 2007 | Taylor Mays, S | 1 | 1 | 1 | |
| 152 | 2008 | Rey Maualuga, LB | 10 | 1 | 0 | X'Bd |
| 153 | 2008 | Taylor Mays, S | 10 | 2 | 0 | X |
| 154 | 2008 | Brian Cushing, LB | 1 | 2 | 3 | |
| 155 | 2009 | *Taylor Mays, S | 2 | 0 | 2 | |
| 156 | 2009 | Charles Brown, OT | 2 | 0 | 1 | |
| 157 | 2011 | Robert Woods, WR | 4 | 3 | 0 | X |
| 158 | 2011 | Matt Kalil, OT | 5 | 2 | 0 | |
| 159 | 2011 | T.J. McDonald, S | 2 | 1 | 1 | |
| 160 | 2012 | Marqise Lee, WR | 11 | 0 | 0 | X'Bl |
| 161 | 2013 | Leonard Williams, DE | 1 | 1 | 3 | |
| 162 | 2014 | Leonard Williams, DE | 5 | 8 | 0 | |
| 163 | 2014 | Nelson Agholor, WR-RET | 1 | 2 | 3 | |
| 164 | 2016 | Adoree' Jackson, CB-WR-RET | 11 | 5 | 2 | XTJ |
| 165 | 2016 | Zach Banner, OT | 2 | 0 | 0 | |
| 166 | 2016 | Chad Wheeler, OT | 1 | 0 | 0 | |
| 167 | 2017 | Ronald Jones II, TB | 1 | 1 | 2 | |
| 168 | 2017 | Uchenna Nwosu, OLB | 1 | 0 | 0 | |

X--NCAA Consensus (54 Selections)
 X'--NCAA Unanimous (27 Selections)
 H--Heisman Trophy (7 Selections)
 O--Outland Trophy (1 Selection)
 L--Lombardi Award (1 Selection)
 T--Thorpe Award (2 Selections)
 Bu--Butkus Award (1 Selection)
 D--Doak Walker Award (1 Selection)
 U--Johnny Unitas Golden Arm Award (3 Selections)
 M--John Mackey Award (1 Selection)
 Bd--Bednarik Award (1 Selection)
 Bl--Biletnikoff Award (1 Selection)
 J--Jet Award (1 Selection)
 *Richard Wood was USC's first three-year All-American and the first three-year selectee by AP from the West Coast; Matt Leinart, Sam Baker and Taylor Mays also were three-year All-Americans
 #Bush's records at USC have been vacated due to NCAA penalty

All-American Jersey Numbers

| | | |
|------------------|-------------------|-------------------|
| 1 | 29 | 70 |
| Mike Williams | Tay Brown | Harry Smith |
| 2 | 30 | 71 |
| Morley Drury | Johnny Baker | John Ferraro |
| Steve Smith | | Brad Budde |
| Taylor Mays | *32 | Tony Boselli |
| Robert Woods | Jim Sears | Taitusi Lutui |
| Adoree' Jackson | O.J. Simpson | Charles Brown |
| *3 | *33 | 72 |
| Curtis Conway | Marcus Allen | Al Cowlings |
| Keyshawn Johnson | | Don Mosebar |
| Carson Palmer | 34 | Chad Wheeler |
| | Larry Stevens | |
| 5 | 35 | 73 |
| Reggie Bush | Scott Ross | Elmer Willhoite |
| 6 | | Tony Slaton |
| Tim McDonald | 39 | Zach Banner |
| Matt Grootegoed | Sam Cunningham | |
| 7 | 42 | 74 |
| Dennis Thurman | Pat Cannamela | Ron Mix |
| Mark Carrier | Ricky Bell | 75 |
| T.J. McDonald | Ronnie Lott | John Vella |
| | Erik Affholter | Mark Tucker |
| 8 | Uchenna Nwosu | Matt Kalil |
| Cleveland Colter | | 76 |
| Dwayne Jarrett | 43 | Marvin Powell |
| | Troy Polamalu | |
| 9 | 44 | 77 |
| Marqise Lee | Garrett Arbelbide | Ron Yary |
| | | Sid Smith |
| 10 | | Pete Adams |
| Jess Hibbs | 47 | Jacob Rogers |
| Brian Cushing | Stan Williamson | |
| *11 | 48 | 78 |
| Francis Tappaan | Ernie Smith | Grenny Lansdell |
| Matt Leinart | | Marv Montgomery |
| | 49 | Steve Riley |
| *12 | Charles Phillips | George Achica |
| Charles White | Sedrick Ellis | 79 |
| | | Gary Jeter |
| 13 | 50 | Jeff Bregel |
| Cotton Warburton | Adrian Young | Sam Baker |
| | | 80 |
| 14 | 51 | Duane Bickett |
| Aaron Rosenberg | Chip Banks | Johnnie Morton |
| Artimus Parker | | |
| Tom Malone | 52 | 82 |
| | Jack Del Rio | Paul Cleary |
| 15 | 55 | |
| Nelson Agholor | Junior Seau | 83 |
| | Chris Claiborne | Jimmy Gunn |
| 16 | Keith Rivers | Willie Hall |
| Brice Taylor | | Richard Wood |
| Frank Gifford | 56 | Fred Davis |
| Paul McDonald | Dennis Johnson | |
| Rodney Peete | | 84 |
| | | Charles Weaver |
| 17 | 58 | Shaun Cody |
| Don Williams | Lofa Tatupu | |
| Erny Pinckert | Rey Maualuga | 86 |
| Mike Battle | | Marlin McKeever |
| | 60 | |
| 19 | Clay Matthews | 87 |
| Hal Bedsole | | Ralph Heywood |
| *20 | 61 | |
| Mike Garrett | Bill Fisk | 88 |
| Darnell Bing | 63 | Tim Rossovich |
| | Booker Brown | |
| 22 | 64 | 89 |
| Gus Shaver | Damon Bame | Nate Shaw |
| Lynn Swann | Roy Foster | Charles Young |
| | | Jim Obradovich |
| 24 | 66 | 94 |
| Orv Mohler | Bill Bain | John Grant |
| | Pat Howell | Kenechi Udeze |
| 25 | Bruce Matthews | Leonard Williams |
| Nate Barragar | Dave Cadigan | |
| Ronald Jones II | | 99 |
| | 67 | Tim Ryan |
| 26 | Ryan Kalil | Mike Patterson |
| Jon Arnett | | |
| 28 | 68 | *Jersey number |
| Mort Kaer | Mike McKeever | currently retired |
| Clarence Davis | Keith Van Horne | |
| Anthony Davis | | |



ALL-AMERICAN BIOS



BRICE TAYLOR—G, 5-9, 185, Seattle, WA (Franklin), #16

Was USC's first All-American (1925)...1924-25-26 letterman...USC was 28-6 in his career...Played in the 1925 Christmas Festival...Played in the first USC-Notre Dame game (1926)...Inducted into USC Athletic Hall of Fame in 1995... Also sprinter/hurdler on 1925 USC track team (was a member of a world record-setting mile relay team)...Born 7-4-02 in Seattle, Wash...Born without left hand...Descendant of American Indian chief Tecumseh...After USC, was a teacher and administrator in Los Angeles City School District, president of Guadalupe College in Texas, coached football at 4 colleges in the South (including Southern), and a pastor...Died 9-18-74 in Downey, Calif.

MORT KAER—HB, 5-11, 167, Red Bluff (Red Bluff), #28

Was USC's first consensus All-American (1926)...1924-25-26 letterman... USC was 28-6 in his career...Played in the 1925 Christmas Festival...Played in the first USC-Notre Dame game (1926)...Inducted into National Football Foundation College Football Hall of Fame in 1975...USC's rushing and scoring leader in 1925 (576 yards, 114 points) and 1926 (852, 72)...Led nation in scoring in 1925...Set a since-broken USC scoring record (216 points, all via rushing)... Is 33rd on USC's career rushing list (1588 yards)...Had USC's first 100-yard rushing game (183 yards at California in 1926)...Played in 1928 East-West Shrine Game...Named the Amateur Athletic Foundation Southern California Athlete of the Year in 1925...Played professionally with Frankford in 1931... Inducted into USC Athletic Hall of Fame in 1997...Also on USC's national championship 1926 track team...Was fifth in the pentathlon in the 1924 Paris Olympics...Born 9-7-02 in Omaha, Neb...After USC, was a teacher and football coach at Weed (CA) High for 27 years...Died 1-12-91 in Mt. Shasta, Calif.

| Year | TCB | YDS | AVG | TD | PA | PC | PI | PCT | YDS | TD | P | YDS | AVG |
|---------------|------------|-------------|------------|-----------|-----------|-----------|--------------|------------|-----|----|------|------|-----|
| 1924 | 22 | 160 | 7.3 | 5 | 2 | 0 | 1,000 | 50 | - | - | - | - | - |
| 1925 | 105 | 576 | 5.5 | 19 | 34 | 8 | 1,235 | 170 | - | - | - | - | - |
| 1926 | 155 | 852 | 5.5 | 12 | 31 | 18 | 6,581 | 270 | - | 33 | 1202 | 36.4 | - |
| CAREER | 282 | 1588 | 5.7 | 36 | 67 | 28 | 7,418 | 490 | - | - | - | - | - |

| Year | REC | YDS | AVG | TD | KOR | YDS | AVG | TD | PR | YDS | AVG | TD |
|---------------|-----------|----------|----------|----------|----------|----------|----------|----------|----------|----------|----------|----------|
| 1924 | 4 | - | - | - | - | - | - | - | - | - | - | - |
| 1925 | 9 | 101 | 11.2 | - | 13 | 159 | 12.2 | - | 2 | 43 | 21.5 | - |
| 1926 | 1 | 12 | 12.0 | - | 3 | 53 | 17.7 | - | 23 | 245 | 10.6 | - |
| CAREER | 14 | - | - | - | - | - | - | - | - | - | - | - |

MORLEY DRURY—QB, 6-0, 185, Long Beach (Long Beach Poly), #2

Was a consensus All-American in 1927...1925-26-27 letterman...USC was 27-5-1 in his career...Played in the first USC-Notre Dame game (1926)...USC's team captain in 1927...Was USC's first inductee in the National Football Foundation College Football Hall of Fame (inducted in 1954)...Won USC's Davis-Teschke (Most Inspirational Player) Award in 1927...Led USC in rushing in 1927 (1163 yards), becoming the first Trojan to run for 1000 yards (a feat not repeated until 1965)...Was the first Trojan to run for 200 yards in a game (203 yards versus California in 1927)...Is 31st on USC's career rushing list (1686 yards)...Led USC in scoring in 1927 (76 points)...Named the Amateur Athletic Foundation Southern California Athlete of the Year in 1927...Nickname was "The Noblest Trojan of Them All"...Inducted into USC Athletic Hall of Fame in 1995...Also played hockey (1925-27-28) and basketball (1927) at USC...Born 2-5-03 in Midland, Ontario (Canada)...After USC, was an investment broker, real estate agent, advertising officer and building materials executive...Died 1-22-89 in Santa Monica, Calif.

| Year | TCB | YDS | AVG | TD* | 1XP | 2XP | PA | PC | PI | PCT | YDS | TD |
|---------------|------------|-------------|------------|-----------|----------|-----------|-----------|----------|-------------|------------|----------|----------|
| 1925 | 59 | 321 | 5.4 | 9 | 32 | - | 22 | 14 | 1 | .636 | 208 | - |
| 1926 | 35 | 202 | 5.7 | 3 | - | 2 | 1 | 0 | 1 | .000 | 0 | 0 |
| 1927 | 223 | 1163 | 5.2 | 11 | 10 | - | 19 | 8 | 3 | .421 | 77 | - |
| CAREER | 317 | 1686 | 5.3 | 23 | - | 42 | 22 | 5 | .524 | 285 | - | - |

*Includes all TDs scored (not just rushing)

| Year | REC | YDS | AVG | TD | PR | YDS | AVG | TD | KOR | YDS | AVG | TD |
|---------------|-----------|------------|-------------|----------|----------|----------|----------|----------|-----------|------------|-------------|----------|
| 1925 | 21 | 381 | 18.1 | 6 | - | - | - | 4 | 82 | 20.5 | - | - |
| 1926 | 5 | 75 | 15.0 | - | 3 | 33 | 11.0 | - | 3 | 33 | 11.0 | - |
| 1927 | 2 | 64 | 32.0 | - | 17 | 118 | 6.9 | - | 4 | 86 | 21.5 | - |
| CAREER | 28 | 520 | 18.6 | - | - | - | - | - | 11 | 201 | 18.3 | - |

| Year | INT | YDS | AVG | TD | P | YDS | AVG |
|---------------|----------|----------|----------|----------|-----------|-------------|-------------|
| 1925 | 3 | 5 | 1.7 | - | 25 | 824 | 33.0 |
| 1926 | - | - | - | - | 7 | 165 | 23.6 |
| 1927 | 7 | 79 | 11.3 | - | 22 | 696 | 31.6 |
| CAREER | - | - | - | - | 54 | 1685 | 31.2 |

JESSE HIBBS—T, 6-0, 183, Glendale (Lake Forest Academy), #10

USC's first 2-time All-American (1927-28), earning consensus honors in 1927...1926-27-28 letterman...USC was 25-3-2 in his career and won 2 conference titles...Was a member of USC's first national championship team (1928)...Was a member of the first USC team to beat Notre Dame (1928)... USC's team captain in 1928...Played professionally with the Chicago Bears in 1931...Also played basketball at USC in 1927...After USC, was a television and movie director...Inducted into the USC Athletic Hall of Fame in 1999...Died 2-4-85 in Ojai, Calif., at age 79

DON WILLIAMS—QB, 5-9, 158, Santa Ana (Santa Ana), #17

A 1928 All-American...1926-27-28 letterman...USC was 25-3-2 in his career and won 2 conference titles...Was a member of USC's first national championship team (1928)... Was a member of the first USC team to beat Notre Dame (1928)...USC's leading rusher (681 yards) and scorer (47 points) in 1928...Is 38th on USC's career rushing list (1408 yards)

| Year | TCB | YDS | AVG | TD* | 1XP | 2XP | PA | PC | PI | PCT | YDS | TD |
|---------------|------------|-------------|------------|----------|----------|----------|----------|----------|----------|----------|----------|----------|
| 1926 | - | 392 | - | 7 | - | 2 | 19 | 11 | 2 | .579 | 174 | - |
| 1927 | 66 | 335 | - | - | - | - | 16 | 7 | 1 | .438 | 115 | - |
| 1928 | 173 | 681 | 3.9 | 7 | 5 | - | - | - | - | - | - | - |
| CAREER | 320 | 1408 | 4.4 | - | - | - | - | - | - | - | - | - |

*Includes all TDs scored (not just rushing)

| Year | REC | YDS | AVG | TD | PR | YDS | AVG | TD | KOR | YDS | AVG | TD |
|---------------|----------|----------|----------|----------|----------|----------|----------|----------|----------|----------|----------|----------|
| 1926 | 3 | 33 | 11.0 | - | 4 | 40 | 10.0 | - | 1 | 23 | 23.0 | - |
| 1927 | - | - | - | - | 10 | 124 | 12.4 | - | - | - | - | - |
| 1928 | - | - | - | - | - | - | - | - | - | - | - | - |
| CAREER | - | - | - | - | - | - | - | - | - | - | - | - |

NATE BARRAGAR—G-C, 6-0, 198, San Fernando (San Fernando), #25

1929 All-American...1927-28-29 letterman...USC was 27-3-2 in his career and won 3 conference titles...Was a member of USC's first national championship team (1928)...Was a member of the first USC team to beat Notre Dame (1928)... USC's team captain in 1929...Played in the 1930 Rose Bowl...Was a 2-time All-Conference first teamer (1928-29)...Played professionally with Minneapolis (1930), Frankford (1931) and Green Bay (1931-35)...Inducted into USC Athletic Hall of Fame in 2003...After USC, was a motion picture producer and director... Died 8-10-85 in Santa Monica, Calif., at age 78

FRANCIS TAPPAAN—E, 5-10, 165, Los Angeles (Los Angeles), #11

1929 All-American...1927-28-29 letterman...USC was 27-3-2 in his career and won 3 conference titles...Was a member of USC's first national championship team (1928)...Was a member of the first USC team to beat Notre Dame (1928)...Played in 1930 Rose Bowl...Was a 1929 All-Conference first teamer... Was a USC assistant coach in 1931-32...Also played hockey at USC (1927-28)...Inducted into the USC Athletic Hall of Fame in 1999...After USC, was an attorney, judge, legislative analyst and Department of Justice officer, as well as vice president of North American Rockwell and vice president of student and alumni affairs at USC...Died 8-10-78 in Honolulu, Hi., at age 70

| Year | REC | YDS | AVG | TD |
|---------------|----------|----------|----------|----------|
| 1927 | 3 | 52 | 17.3 | 1 |
| 1928 | - | - | - | - |
| 1929 | 8 | 150 | 18.8 | - |
| CAREER | - | - | - | - |

GARRETT ARBELBIDE—HB-E, 6-1, 178, Huntington Park (Huntington Park), #44

1930 All-American...1929-30-31 letterman...Played in 2 Rose Bowls (1930-32)...Member of USC's 1931 national championship team...Member of the first USC team to beat Notre Dame in South Bend (1931)...USC was 28-5 in his career and won 2 conference titles...Also played baseball at USC (1930-31-32)...Born 9-5-09 in Redlands, Calif...After USC, he was an educator and rancher...Inducted into the USC Athletic Hall of Fame in 1999...Died 7-24-83 in Sacramento, Calif.

| Year | REC | YDS | AVG | TD | KOR | YDS | AVG | TD | INT | YDS | AVG | TD |
|---------------|-----------|------------|-------------|----------|----------|----------|----------|----------|----------|----------|----------|----------|
| 1929 | 8 | 197 | 24.6 | 4 | 2 | 37 | 18.5 | - | 1 | 4 | 4.0 | - |
| 1930 | 12 | 288 | 24.0 | 2 | 1 | 7 | 7.0 | - | - | - | - | - |
| 1931 | 4 | 114 | 28.5 | 1 | - | - | - | - | - | - | - | - |
| CAREER | 24 | 599 | 25.0 | 7 | - | - | - | - | - | - | - | - |

ORV MOHLER—QB, 5-10, 166, Alhambra (Alhambra), #24

1930 All-American...1930-31-32 letterman...USC was 28-3 in his career and won 2 conference titles...Played in 2 Rose Bowls (1932-33)...Was a member of 2 USC national championship teams (1931-32)...Member of the first USC team to beat Notre Dame in South Bend (1931)...Was a 1932 All-Conference first teamer...Led USC in rushing (983 yards) and scoring (102 points) in 1930... Is 19th on USC's career rushing list (2025 yards)...A neck injury sidelined him for part of his 1932 senior season...Inducted into USC Athletic Hall of Fame in 1995...Also played baseball at USC (1930-31-32)...After USC, was an oil company aviation department executive, manufacturing sales manager and Air Force colonel...Died 11-26-49 in Dixiana, Ala., in a crash of his Air Force plane

| Year | TCB | YDS | AVG | TD* | PA | PC | PI | PCT | YDS | TD | P | YDS | AVG |
|---------------|------------|-------------|------------|-----------|-----------|-----------|-----------|-------------|------------|----------|-----------|------------|-------------|
| 1930 | 145 | 983 | 6.8 | 17 | 34 | 7 | 8 | .206 | 107 | - | 2 | 56 | 28.0 |
| 1931 | 140 | 778 | 5.6 | 15 | 26 | 7 | 6 | .269 | 155 | 1 | 17 | 543 | 31.9 |
| 1932 | 74 | 264 | 3.6 | 2 | 9 | 4 | 0 | .444 | 821 | 6 | 2 | 19 | 36.5 |
| CAREER | 359 | 2025 | 5.6 | 34 | 69 | 18 | 14 | .261 | 344 | - | 25 | 818 | 32.7 |

*Includes all TDs scored (not just rushing)



USC ALL-AMERICANS

| Year | REC | YDS | AVG | TD | PR | YDS | AVG | TD | KOR | YDS | AVG | TD |
|---------------|----------|------------|-------------|----------|-----------|------------|-------------|----------|-----------|------------|-------------|----------|
| 1930 | 4 | 120 | 30.0 | - | 15 | 199 | 13.3 | - | 3 | 80 | 26.7 | - |
| 1931 | 2 | 27 | 13.5 | - | 24 | 243 | 10.1 | - | 4 | 87 | 21.8 | - |
| 1932 | 2 | 22 | 11.0 | - | 22 | 207 | 9.4 | - | 4 | 79 | 19.8 | - |
| CAREER | 8 | 169 | 21.1 | - | 61 | 649 | 10.6 | - | 11 | 246 | 22.4 | - |

| Year | INT | YDS | AVG | TD |
|---------------|----------|------------|-------------|----------|
| 1930 | 1 | 36 | 36.0 | - |
| 1931 | 3 | 66 | 22.0 | - |
| 1932 | 2 | 14 | 7.0 | - |
| CAREER | 6 | 116 | 19.3 | - |

ERNY PINCKERT-HB, 5-11, 194, San Bernardino [San Bernardino], #17

A 2-time All-American (1930-31), earning consensus honors in 1931...1929-30-31 letterman...Played in 2 Rose Bowls (1930-32), scoring 3 touchdowns...Was MVP of the 1932 Rose Bowl (scoring 2 TDs)...Member of USC's 1931 national championship team...Member of the first USC team to beat Notre Dame in South Bend (1931)...USC was 28-5 in his career and won 2 conference titles...Inducted into the National Football Foundation College Hall of Fame in 1957...Inducted into the Rose Bowl Hall of Fame in 1997...A 2-time All-Conference first teamer (1930-31)...Won USC's Davis-Teschke (Most Inspirational Player) Award in 1931...Played professionally with the Boston Braves (1932) and Boston-Washington Redskins (1933-40)...Inducted into USC Athletic Hall of Fame in 1995...Born 5-1-08 in Medford, Wisc...After USC, owned a clothes designing business...Died 8-30-77 in Los Angeles, Calif.

| Year | TCB | YDS | AVG | TD | PA | PC | PI | PCT | YDS | TD | P | YDS | AVG |
|---------------|------------|------------|------------|----------|----------|----------|----------|----------|----------|----------|----------|----------|----------|
| 1929 | 44 | 169 | 3.8 | - | 7 | 4 | 1 | .571 | 29 | - | 7 | 181 | 25.9 |
| 1930 | 17 | 199 | 11.6 | - | - | - | - | - | - | - | - | - | - |
| 1931 | 54 | 383 | 7.1 | - | - | - | - | - | - | - | - | - | - |
| CAREER | 115 | 751 | 6.5 | - | - | - | - | - | - | - | - | - | - |

| Year | REC | YDS | AVG | TD | PR | YDS | AVG | TD | KOR | YDS | AVG | TD |
|---------------|-----------|------------|-------------|----------|----------|----------|----------|----------|----------|------------|-------------|----------|
| 1929 | 5 | 56 | 11.2 | - | - | - | - | - | 1 | 19 | 19.0 | - |
| 1930 | 2 | 42 | 21.0 | - | 2 | 23 | 11.5 | - | 2 | 50 | 25.0 | - |
| 1931 | 10 | 120 | 12.0 | - | - | - | - | - | 5 | 107 | 21.4 | - |
| CAREER | 17 | 218 | 12.8 | - | - | - | - | - | 8 | 176 | 22.0 | - |

| Year | INT | YDS | AVG | TD |
|---------------|----------|----------|----------|----------|
| 1929 | 1 | 0 | 0.0 | - |
| 1930 | - | - | - | - |
| 1931 | 5 | 65 | 13.0 | - |
| CAREER | - | - | - | - |

JOHNNY BAKER-G, 5-10, 185, Kingsburg [Kingsburg], #30

1931 consensus All-American...1929-30-31 letterman...Played in 2 Rose Bowls (1930-32), kicking 5 PATs...Member of USC's 1931 national championship team...Kicked winning 33-yard field goal with 1:00 to play to give USC its first win over Notre Dame in South Bend (1931)...USC was 28-5 in his career and won 2 conference titles...Inducted into the National Football Foundation College Hall of Fame in 1983...A 2-time All-Conference first teamer (1930-31)...Inducted into USC Athletic Hall of Fame in 1997...Born in Dennison, Ia...After USC, was the head football coach at Iowa State Teacher's College (now Northern Iowa), Omaha (now Nebraska-Omaha), Denver, Sacramento State and Sacramento City College, plus the athletic director at Sacramento State...Died 2-6-79 in Sacramento, Calif., at age 72

GAUIS "GUS" SHAVER-QB, 5-11, 185, Covina [Covina], #22

1931 consensus All-American...1929-30-31 letterman...Played in 2 Rose Bowls (1930-32)...Member of USC's 1931 national championship team...Member of the first USC team to beat Notre Dame in South Bend (1931)...USC was 28-5 in his career and won 2 conference titles...A 1931 All-Conference first teamer...USC's leading rusher (936 yards) and scorer (100 points) in 1931...Is 22nd on USC's career rushing list (1889 yards)...Was a USC assistant coach in 1940-45...Inducted into USC Athletic Hall of Fame in 1995...Born 8-14-10 in Covina, Calif... After USC, was a construction equipment salesman and rancher...Died 10-11-98 in Fallbrook, Calif.

| Year | TCB | YDS | AVG | TD* | 1XP | PA | PC | PI | PCT | YDS | TD |
|---------------|------------|-------------|------------|----------|----------|-----------|-----------|----------|-------------|------------|----------|
| 1929 | 101 | 517 | - | - | - | 15 | 5 | 2 | .333 | 119 | - |
| 1930 | 85 | 436 | 5.1 | - | - | 3 | 3 | 0 | 1.000 | 89 | - |
| 1931 | 199 | 936 | 4.7 | 16 | 4 | 30 | 15 | - | .500 | 340 | - |
| CAREER | 377 | 1889 | 5.0 | - | - | 48 | 23 | - | .479 | 548 | - |

*Includes all TDs scored (not just rushing)

| Year | REC | YDS | AVG | TD | PR | YDS | AVG | TD | KOR | YDS | AVG | TD |
|---------------|----------|----------|------------|----------|----------|----------|----------|----------|----------|------------|-------------|----------|
| 1929 | 1 | 3 | 3.0 | - | 9 | 118 | 13.1 | - | 2 | 46 | 23.0 | - |
| 1930 | 1 | 2 | 2.0 | - | - | - | - | - | 1 | 26 | 26.0 | - |
| 1931 | 0 | 0 | 0.0 | 0 | 18 | 175 | 9.7 | - | 2 | 40 | 20.0 | - |
| CAREER | 2 | 5 | 2.5 | - | - | - | - | - | 5 | 112 | 22.4 | - |

| Year | INT | YDS | AVG | TD |
|---------------|----------|-----------|------------|----------|
| 1929 | - | - | - | - |
| 1930 | 3 | 17 | 5.7 | - |
| 1931 | 1 | 0 | 0 | - |
| CAREER | 4 | 17 | 4.3 | - |

STAN WILLIAMSON-C, 6-1, 198, Pittsburg [Pittsburg], #47

1931 All-American...1929-30-31 letterman...Played in 2 Rose Bowls (1930-32)...Member of USC's 1931 national championship team...Member of the first USC team to beat Notre Dame in South Bend (1931)...USC was 28-5 in his career and won 2 conference titles...USC's team captain in 1931...A 1931 All-Conference first teamer...Inducted into USC Athletic Hall of Fame in 2003...After USC, was an assistant football coach at Kansas State and Oklahoma, and a teacher, coach and athletic director at UC Santa Barbara...Died 8-17-65 in Santa Barbara, Calif., at age 56

RAYMOND "TAY" BROWN-T, 6-0, 204, Compton [Compton], #29

1932 All-American...1930-31-32 letterman...USC was 28-3 in his career and won 2 conference titles...Played in 2 Rose Bowls (1932-33)...Was a member of 2 USC national championship teams (1931-32)...Member of the first USC team to beat Notre Dame in South Bend (1931)...USC's team captain in 1932...Inducted into the National Football Foundation College Hall of Fame in 1980...A 1932 All-Conference first teamer...Won USC's Davis-Teschke (Most Inspirational Player) Award in 1932...Was a USC assistant coach in 1941...Inducted into USC Athletic Hall of Fame in 1997...Also was on 1931 and 1933 USC track teams (the 1931 team won the NCAA title)...Born 12-29-11 in Compton, Calif...After USC, was an assistant football coach and head basketball coach at Cincinnati, and head football coach and athletic director at Compton Junior College...Died 7-16-94 in Los Angeles, Calif.

AARON ROSENBERG-G, 6-0, 210, Los Angeles [Fairfax], #14

A 2-time All-American (1932-33), earning consensus honors in 1933...1931-32-33 letterman...USC was 30-2-1 in his career and won 2 conference titles...Played in 2 Rose Bowls (1932-33)...Was a member of 2 USC national championship teams (1931-32)...Member of the first USC team to beat Notre Dame in South Bend (1931)...USC had a 27-game unbeaten streak and 25-game winning streak during his career...Never lost to Notre Dame (3-0)...Inducted into the National Football Foundation College Football Hall of Fame in 1966...A 2-time All-Conference first teamer (1932-33)...Played in the 1934 College All-Star Game...Inducted into USC Athletic Hall of Fame in 1997...Born 8-26-12 in Brooklyn, N.Y...After USC, was a television and movie producer and director...Died 9-1-79 in Los Angeles, Calif.

ERNIE SMITH-T, 6-2, 215, Los Angeles [Gardena], #48

USC's first unanimous All-American (1932)...1930-31-32 letterman...USC was 28-3 in his career and won 2 conference titles...Played in 2 Rose Bowls (1932-33)...Was a member of 2 USC national championship teams (1931-32)...Member of the first USC team to beat Notre Dame in South Bend (1931)...Inducted into the National Football Foundation College Football Hall of Fame in 1970...A 2-time All-Conference first teamer (1931-32)...Played professionally with Green Bay in 1935-37 and 1939...Inducted into USC Athletic Hall of Fame in 1997...Born 11-26-09 in Spearfish, S.D...After USC and NFL, was a life insurance underwriter and played trombone in a dance band...Died 4-25-85 in Los Angeles, Calif.

LARRY STEVENS-G, 6-2, 205, Piedmont [Piedmont], #34

1933 All-American...1931-32-33 letterman...USC was 30-2-1 in his career and won 2 conference titles...Played in 2 Rose Bowls (1932-33)...Was a member of 2 USC national championship teams (1931-32)...Member of the first USC team to beat Notre Dame in South Bend (1931)...USC had a 27-game unbeaten streak and 25-game winning streak during his career...Never lost to Notre Dame (3-0)...Won USC's Davis-Teschke (Most Inspirational Player) Award in 1933...Played in 1934 East-West Shrine Game...Died 11-29-06 in Sacramento, Calif., at age 95

IRVINE "COTTON" WARBURTON-QB, 5-6, 148, San Diego [San Diego], #13

1933 unanimous All-American...1932-33-34 letterman...USC was 24-7-2 in his career...Played in 1933 Rose Bowl, scoring 2 touchdowns...Was a member of USC's 1932 national championship team...Inducted into the National Football Foundation College Football Hall of Fame in 1975...A 1933 All-Conference first teamer...Played in the 1935 College All-Star Game and East-West Shrine Game...USC's leading rusher in 1932 (420 yards) and 1933 (885)...USC's leading scorer in 1933 (72 points)...Inducted into USC Athletic Hall of Fame in 1995...Also was on USC's 1933 track team...Nickname "Cotton" came from his tow-headed appearance...Is in the U.S. Softball Hall of Fame...Born 10-8-11 in San Diego, Calif...After USC, was an Oscar-winning film editor ("Mary Poppins")...Died 6-21-82 in Culver City, Calif.

| Year | TCB | YDS | AVG | TD* | PA | PC | PI | PCT | YDS | TD |
|---------------|------------|-------------|------------|----------|----------|----------|----------|----------|----------|----------|
| 1932 | 115 | 420 | 3.7 | 8 | 12 | 2 | 0 | .167 | 36 | - |
| 1933 | 149 | 885 | 5.9 | 12 | 18 | 7 | 3 | .389 | 106 | - |
| 1934 | - | - | - | - | - | - | - | - | - | - |
| CAREER | 325 | 1357 | 4.2 | - | - | - | - | - | - | - |

*Includes all TDs scored (not just rushing)

| Year | REC | YDS | AVG | TD | PR | YDS | AVG | TD | KOR | YDS | AVG | TD |
|---------------|----------|----------|----------|----------|----------|----------|----------|----------|----------|----------|----------|----------|
| 1932 | 3 | 28 | 9.3 | - | 21 | 357 | 17.0 | - | 5 | 100 | 20.0 | - |
| 1933 | 4 | 81 | 20.3 | - | 15 | 121 | 8.1 | - | 1 | 24 | 24.0 | - |
| 1934 | - | - | - | - | - | - | - | - | - | - | - | - |
| CAREER | - | - | - | - | - | - | - | - | - | - | - | - |

| Year | INT | YDS | AVG | TD | P | YDS | AVG |
|---------------|----------|----------|----------|----------|----------|----------|----------|
| 1932 | 3 | 87 | 9.0 | - | 18 | 640 | 35.6 |
| 1933 | 0 | 0 | 0.0 | 0 | 10 | 274 | 27.4 |
| 1934 | - | - | - | - | - | - | - |
| CAREER | - | - | - | - | - | - | - |



HARRY SMITH—LG, 5-11, 218, Ontario [Chaffey], #70

A 2-time All-American (1938-39), earning unanimous honors in 1939...1937-38-39 letterman...USC was 21-6-4 in his career and won 2 conference titles...USC was seventh in the final AP poll in 1938...Played in 2 Rose Bowls (1939-40)... Was a member of USC's 1939 national championship team...Inducted into the National Football Foundation College Football Hall of Fame in 1955...A 1939 All-Conference first teamer...Played in the 1940 College All-Star Game... Nickname was "Blackjack"...Was a USC assistant coach in 1949-50...Drafted in the fifth round of the 1940 NFL draft by the Detroit Lions and played with Detroit in 1940...Also played rugby at USC (1938-39)...Inducted into the USC Athletic Hall of Fame in 1999...Born 8-26-18 in Russellville, Mo...After USC and NFL, coached at Missouri and with the Saskatchewan Roughriders...Died 7-30-13 in Columbia, Mo., at age 94

GRENVILLE "GRENNY" LANSDELL—QB, 6-0, 187, Pasadena [Pasadena JC], #78

1939 All-American...1937-38-39 letterman...USC was 21-6-4 in his career and won 2 conference titles...USC was seventh in the final AP poll in 1938... Played in 2 Rose Bowls (1939-40)...Was a member of USC's 1939 national championship team...A 1939 All-Conference first teamer...Played in the 1940 College All-Star Game...USC's leading passer in 1937 (28 completions, 310 yards), 1938 (44, 458) and 1939 (42, 479)...USC's leading rusher in 1938 (462 yards) and 1939 (742 yards)...USC's leading scorer in 1938 (31 points) and 1939 (54)...USC's leader in total offense in 1938 (920 yards) and 1939 (1221)... Is 32nd on USC's career rushing list (1621 yards)...Drafted in the first round of the 1940 NFL draft by the New York Giants and played with the Giants in 1940...Inducted into USC Athletic Hall of Fame in 2003...After USC and NFL, was a pilot and airlines captain...Grandson, Morgan Craig, was a walk-on quarterback/fullback at USC (2002-03)...Died 5-14-84 in Long Beach, Calif., at age 65

| Year | PA | PC | PI | PCT | YDS | TD | TCB | YDS | AVG | TD* | 1XP |
|---------------|------------|------------|-----------|-------------|-------------|----------|------------|-------------|------------|-----------|----------|
| 1937 | 63 | 28 | 0 | .444 | 310 | 4 | 78 | 417 | 5.3 | 4 | 0 |
| 1938 | 112 | 44 | 6 | .393 | 458 | 2 | 118 | 462 | 3.9 | 5 | 1 |
| 1939 | 85 | 42 | 6 | .494 | 479 | 2 | 154 | 742 | 4.8 | 9 | - |
| CAREER | 260 | 114 | 12 | .438 | 1247 | 8 | 350 | 1621 | 4.6 | 18 | - |

*Includes all TDs scored (not just rushing)

| Year | PR | YDS | AVG | TD | KOR | YDS | AVG | TD | P | YDS | AVG |
|---------------|----------|----------|----------|----------|----------|----------|----------|----------|----------|----------|----------|
| 1937 | 18 | 210 | 11.2 | - | 1 | 19 | 19.0 | - | 28 | 1016 | 36.3 |
| 1938 | - | - | - | - | - | - | - | - | - | - | - |
| 1939 | - | - | - | - | - | - | - | - | - | - | - |
| CAREER | - | - | - | - | - | - | - | - | - | - | - |

RALPH HEYWOOD—LE, 6-2, 195, Huntington Park [Huntington Park], #87

1943 consensus All-American...1941-42-43 letterman...Played in 1944 Rose Bowl...USC's team captain in 1943...A 1943 All-Conference first teamer... Played in 1946 College All-Star Game...USC's leading receiver in 1942 (12 catches, 205 yards) and 1943 (11, 196)...USC's leading punter in 1941 (37.5 average) and 1942 (37.8)...Had USC's first 100-yard receiving game (101 yards on 4 catches versus St. Mary's Pre-Flight in 1943)...Drafted in the third round of the 1944 NFL draft by the Detroit Lions and played with the Chicago Rockets (1946), Detroit (1947), Boston Yanks (1948) and New York Bulldogs (1949)...Born 9-11-21...After USC, he spent 32 years in the Marines...Died 4-10-07 in Bandera, Tex., at age 85

| Year | REC | YDS | AVG | TD | P | YDS | AVG |
|---------------|-----------|------------|-------------|----------|------------|-------------|-------------|
| 1941 | 5 | 127 | 25.4 | - | 38 | 1472 | 38.7 |
| 1942 | 12 | 205 | 17.1 | 2 | 49 | 1839 | 37.5 |
| 1943 | 11 | 196 | 17.8 | 2 | 58 | 2195 | 37.8 |
| CAREER | 28 | 528 | 18.9 | - | 145 | 5506 | 38.0 |

JOHN FERRARO—LT, 6-4, 240, Maywood [Bell], #71

A 2-time All-American (1944-47), earning consensus honors in 1944...1943-44-46-47 letterman...USC was 30-8-3 in his career and won 3 conference titles...USC was seventh in the final AP poll in 1944 and eighth in 1947...Played in 3 Rose Bowls (1944-45-48)...Inducted into the National Football Foundation College Football Hall of Fame in 1974...Won the NCAA Silver Anniversary Award in 1973...Inducted into the Rose Bowl Hall of Fame in 1996...USC's first 3-time All-Conference first teamer (1944-46-47)...Played in the 1947 East-West Shrine Game...Inducted into USC Athletic Hall of Fame in 1995...Drafted in the sixth round of the 1946 NFL draft by the Packers...Born 5-14-24 in Cudahy, Calif...After USC, became an insurance broker, police commissioner and Los Angeles City Councilman...Died 4-17-01 in Santa Monica, Calif., at age 76

PAUL CLEARY—RE, 6-1, 195, Santa Ana [Santa Ana/Santa Ana JC], #82

A 1947 consensus All-American...1946-47 letterman...USC was 13-6-1 in his career and won the 1947 conference title...USC was eighth in the final AP poll in 1947...Played in 1948 Rose Bowl...Inducted into the National Football Foundation College Football Hall of Fame in 1989...A 1947 All-Conference first teamer...Played in 1948 College All-Star Game...Drafted in the 10th round of the 1948 NFL draft by the Detroit Lions and played with the New York Yankees in 1948...Inducted into USC Athletic Hall of Fame in 2003...Inducted into the Orange County Sports Hall of Fame in 1990...Born 2-7-22...After USC and NFL, was president of an asphalt paving, construction and engineering firm...Died 1-9-96 in South Laguna, Calif.

| Year | REC | YDS | AVG | TD |
|---------------|-----------|------------|-------------|----------|
| 1946 | 1 | 7 | 7.0 | - |
| 1947 | 12 | 162 | 13.5 | - |
| CAREER | 13 | 169 | 13.0 | - |

PAT CANNAMELA, LB-G, 5-10, 210, New London, CT [Chapman Technical/Ventura [CA] JC], #42

A 1951 All-American...1950-51 letterman...USC's team co-captain in 1951...A 1951 All-Conference first teamer...Won USC's Davis-Teschke (Most Inspirational Player) Award in 1950...Played in the 1952 East-West Shrine Game and Hula Bowl...Drafted in the 11th round of the 1952 NFL draft by the Dallas Texans and played for them in 1952...Inducted into the USC Athletic Hall of Fame in 2007...After USC and NFL, was an appliance salesman...Died 1-28-73 in Hollywood, Calif., at age 43

FRANK GIFFORD, HB, 6-1, 193, Bakersfield [Bakersfield/Bakersfield JC], #16

A 1951 All-American...1949-50-51 letterman...Inducted into the National Football Foundation College Football Hall of Fame in 1975...A 1951 All-Conference first teamer...Played in the 1952 College All-Star Game, East-West Shrine Game and Senior Bowl...USC's leader in rushing (841 yards) and total offense (1144 yards) in 1951...USC's leading scorer in 1950 (25 points) and 1951 (74 points)...USC's interception leader in 1950 (3)...His 22-yard field goal at California in 1949 was USC's first field goal since 1935...Drafted in the first round of the 1952 NFL draft by the New York Giants and played for them from 1952-60 and 1962-64...Inducted into the Pro Football Hall of Fame in 1977...Inducted into USC Athletic Hall of Fame in 1994...Born 8-16-30 in Santa Monica, Calif...After USC and NFL, was a TV sports announcer...Died 8-9-15 in Greenwich, Conn., at age 84

| Year | TCB | YDS | AVG | TD | 1XP | FG | PA | PC | PI | PCT | YDS | TD |
|---------------|------------|------------|------------|----------|-----------|----------|------------|-----------|----------|-------------|------------|----------|
| 1949 | 12 | -7 | -0.6 | 0 | 25 | 1 | 7 | 4 | 0 | .571 | 56 | 0 |
| 1950 | 27 | 43 | 1.6 | 2 | 13 | 0 | 43 | 18 | 1 | .419 | 162 | 0 |
| 1951 | 195 | 841 | 4.3 | 7 | 26 | 2 | 61 | 32 | 2 | .525 | 303 | 2 |
| CAREER | 234 | 877 | 3.7 | 9 | 64 | 3 | 111 | 54 | 3 | .486 | 521 | 2 |

| Year | REC | YDS | AVG | TD | KOR | YDS | AVG | TD | INT | YDS | AVG | TD |
|---------------|-----------|------------|-------------|----------|----------|-----------|-------------|----------|----------|----------|----------|----------|
| 1949 | 0 | 0 | 0 | 0 | 0 | 0 | 0.0 | 0 | - | - | - | - |
| 1950 | 0 | 0 | 0 | 0 | 0 | 0 | 0.0 | 0 | 3 | 19 | 6.3 | 0 |
| 1951 | 11 | 178 | 16.2 | 0 | 4 | 97 | 24.2 | - | 0 | 0 | 0 | 0 |
| CAREER | 11 | 178 | 16.2 | 0 | 4 | 97 | 24.2 | - | - | - | - | - |

| Year | P | YDS | AVG |
|---------------|----------|----------|----------|
| 1949 | - | - | - |
| 1950 | 1 | 62 | 62.0 |
| 1951 | 34 | - | 33.4 |
| CAREER | - | - | - |

JIM SEARS, LHB-S, 5-9, 164, Inglewood [Inglewood/EI Camino JC], #32

1952 consensus All-American...1950-51-52 letterman...USC was 19-9-2 in his career and won the 1952 conference title...USC was fifth in the final AP poll in 1952...Played in 1953 Rose Bowl...Was seventh in 1952 Heisman Trophy voting...Won the 1952 Voit Trophy (outstanding player on the Pacific Coast)...Won the 1952 Pop Warner Award (most valuable senior on the Pacific Coast)...A 1952 All-Conference first teamer...Won USC's Davis-Teschke (Most Inspirational Player) Award in 1952...Played in the 1953 College All-Star Game and Hula Bowl...USC's leader in passing (48 completions, 712 yards), total offense (1030 yards), scoring (36 points) and punt returns (478 yards) in 1952...USC's kickoff return leader in 1950 (198 yards)...Is seventh on USC's career punt return list (544 yards)...Drafted in the sixth round of the 1953 NFL draft by the Colts and played for the Chicago Cardinals (1954, 1957-58), Los Angeles Chargers (1960) and Denver (1960-61)...Was a USC assistant coach in 1959...Inducted into USC Athletic Hall of Fame in 2003...Inducted into the El Camino College Athletic Hall of Fame...Born 3-20-31 in Los Angeles, Calif... After USC and NFL, was an automobile dealer...Died 1-4-02 in Woodland Hills, Calif., at age 70

| Year | TCB | YDS | AVG | TD* | PA | PC | PI | PCT | YDS | TD | P | YDS | AVG |
|---------------|------------|------------|------------|----------|------------|-----------|----------|-------------|------------|----------|-----------|-------------|-------------|
| 1950 | 70 | 318 | 4.6 | 4 | 1 | 0 | - | .000 | 0 | 0 | 13 | 404 | 31.1 |
| 1951 | 26 | 89 | 3.4 | - | 6 | 1 | 2 | .167 | 19 | 1 | 3 | 113 | 37.7 |
| 1952 | 133 | 318 | 2.4 | 6 | 102 | 48 | 8 | .470 | 712 | 8 | 16 | 560 | 35.0 |
| CAREER | 229 | 725 | 3.2 | - | 107 | 49 | - | .458 | 731 | 9 | 32 | 1077 | 33.7 |

*Includes all TDs scored (not just rushing)

| Year | REC | YDS | AVG | TD | PR | YDS | AVG | TD | KOR | YDS | AVG | TD |
|---------------|-----------|------------|-------------|----------|-----------|------------|-------------|----------|-----------|------------|-------------|----------|
| 1950 | 6 | 85 | 14.2 | 1 | 3 | 15 | 5.0 | - | 6 | 198 | 33.0 | - |
| 1951 | 8 | 140 | 17.5 | 1 | 7 | 51 | 7.3 | - | 4 | 82 | 20.5 | - |
| 1952 | 0 | 0 | 0.0 | 0 | 30 | 478 | 15.9 | 3 | 3 | 44 | 14.7 | - |
| CAREER | 14 | 225 | 16.1 | 2 | 42 | 544 | 12.9 | 3 | 13 | 324 | 24.9 | - |

| Year | INT | YDS | AVG | TD |
|---------------|----------|-----------|-------------|----------|
| 1950 | 0 | 0 | 0.0 | 0 |
| 1951 | 0 | 0 | 0.0 | 0 |
| 1952 | 1 | 13 | 13.0 | - |
| CAREER | 1 | 13 | 13.0 | - |

ELMER WILLHOITE, RG, 6-1, 210, Winton [Merced], #73

1952 consensus All-American...1950-51-52 letterman...USC was 16-4 in his career and won the 1952 conference title...USC was fifth in the final AP poll in 1952...Played in 1953 Rose Bowl...A 1952 All-Conference first teamer...Played in the 1953 Hula Bowl...Was drafted in the 12th round of the 1953 NFL draft by the Browns...Died 8-19-08 in Hawthorne, Nev., at age 78



USC ALL-AMERICANS

JON ARNETT, LHB, 5-11, 190, Los Angeles (Manual Arts), #26

1955 All-American...1954-55-56 letterman...USC was 22-10 in his career... USC was 17th in the final AP poll in 1954, 13th in 1955 and 18th in 1956... Played in the 1955 Rose Bowl...USC's team co-captain in 1956...Finished 10th in 1956 Heisman Trophy voting...Won the 1955 and 1956 Voit Trophy (given to the outstanding player on the Pacific Coast)...Won the 1956 Pop Warner Award (given to the most valuable senior on the Pacific Coast)...Inducted into the National Football Foundation College Football Hall of Fame in 2001...A 2-time All-Conference first teamer (1955-56)...Played in the 1957 College All-Star Game, East-West Shrine Game and Hula Bowl...USC's rushing leader in 1954 (601 yards) and 1955 (672 yards)...USC's total offense leader (822 yards) and kickoff return leader (418 yards) in 1955...USC's scoring leader in 1954 (55 points), 1955 (108 points, tops in the conference) and 1956 (43 points)...USC's punt return leader in 1954 (129 yards) and 1955 (282 yards)...USC's interception leader in 1954 (3 interceptions)...Is 21st on USC's career rushing list (1898 yards)...Is 12th on USC's career punt return list (430 yards)...Is 18th on USC's kickoff return list (628 yards)...Nickname was "Jaguar Jon"...Was drafted in the first round of the 1957 NFL draft by the Rams and played for the Rams (1957-63) and Chicago Bears (1964-66)...Inducted into USC Athletic Hall of Fame in 1994...Also was on USC track team (1954-55-56), placing second in the long jump at the 1954 NCAA meet (USC won the NCAA team title in 1954 and 1955)...Born 4-20-35 in Los Angeles, Calif...After USC and NFL, worked in the sales and marketing, real estate development, stock brokerage, executive search, advertising, mortgage banking and investment counseling industries

| Year | TCB | YDS | AVG | TD* | 1XP | FG | PA | PC | PI | PCT | YDS | TD |
|---------------|------------|-------------|------------|-----------|-----------|----------|-----------|-----------|----------|-------------|------------|----------|
| 1954 | 96 | 601 | 6.3 | 9 | 1 | 0 | 30 | 17 | 2 | .567 | 164 | 0 |
| 1955 | 141 | 672 | 4.8 | 15 | 18 | 0 | 25 | 12 | 2 | .480 | 150 | 0 |
| 1956 | 99 | 625 | 6.3 | 6 | 7 | 0 | 11 | 8 | 1 | .727 | 133 | 1 |
| CAREER | 336 | 1898 | 5.7 | 30 | 26 | 0 | 66 | 37 | 5 | .561 | 447 | 1 |

*Includes all TDs scored (not just rushing)

| Year | PR | YDS | AVG | TD | KOR | YDS | AVG | TD | INT | YDS | AVG | TD |
|---------------|-----------|------------|-------------|----------|-----------|------------|-------------|----------|----------|-----------|-------------|----------|
| 1954 | 11 | 129 | 11.7 | - | 6 | 70 | 11.7 | - | 3 | 54 | 18.0 | - |
| 1955 | 16 | 282 | 17.6 | 1 | 15 | 418 | 27.9 | 0 | 0 | 0 | 0.0 | 0 |
| 1956 | 2 | 26 | 13.0 | 0 | 4 | 121 | 30.2 | 0 | 0 | 0 | 0.0 | 0 |
| CAREER | 29 | 437 | 15.1 | 1 | 26 | 628 | 24.2 | - | 3 | 54 | 18.0 | - |

RON MIX, RT, 6-3, 215, Inglewood (Hawthorne), #74

1959 All-American...1957-58-59 letterman...1959 team went 8-2 and was 14th in final AP poll...USC's team co-captain in 1959...A 1959 All-Conference first teamer...Won USC's Lineman of the Year Award in 1959...Played in 1960 Hula Bowl...USC's interception leader in 1957 (1 interception)...Was drafted in the 1960 NFL draft by the Colts (first round) and also in the AFL draft by the Patriots and played for the L.A.-San Diego Chargers (1960-69) and Oakland Raiders (1971)...Inducted into the Pro Football Hall of Fame in 1979...Inducted into USC Athletic Hall of Fame in 1997...Inducted into the Jewish Sports Hall of Fame...Born 3-10-38 in Los Angeles, Calif...After USC and NFL, became a lawyer

| Year | INT | YDS | AVG | TD |
|---------------|----------|----------|------------|----------|
| 1957 | 1 | 0 | 0.0 | 0 |
| 1958 | 0 | 0 | 0.0 | 0 |
| 1959 | 0 | 0 | 0.0 | 0 |
| CAREER | 0 | 0 | 0.0 | 0 |

MARLIN McKEEVER, RE-FB, 6-1, 230, Los Angeles (Mt. Carmel), #86

A 2-time All-American (1959-60)...1958-59-60 letterman...1959 team went 8-2 and was 14th in final AP poll...A 3-time All-Conference first teamer (1958-60)...Won USC's Lineman of the Year Award in 1960...Named USC's Player of the Game versus UCLA in 1960...Played in the 1960 East-West Shrine Game and 1961 College All-Star Game and Hula Bowl...USC's first Playboy Pre-Season All-American (in 1960, along with twin Mike)...USC's receiving leader in 1959 (9 catches) and 1960 (15 catches)...USC's punting leader in 1958 (670 yards) and 1960 (1444 yards)...A 1959 Academic All-American first teamer...Was drafted in the 1961 NFL draft by the Rams (first round) and also in the AFL draft by the Chargers (third round) and played for the Los Angeles Rams (1961-66 and 1971-72), Minnesota Vikings (1967), Washington Redskins (1968-70) and Philadelphia Eagles (1973)...Inducted into USC Athletic Hall of Fame in 1995...Also was on USC's 1959 track team (shot put and discus)...Twin brother, Mike, was a left guard for USC (1958-60)...Born 1-1-40 in Cheyenne, Wyo...After USC and NFL, became a stock broker and insurance executive...Died 10-27-06 in Long Beach, Calif., at age 66

| Year | REC | YDS | AVG | TD | P | YDS | AVG | TAC | FR | DFL |
|---------------|-----------|------------|-------------|----------|-----------|-------------|-------------|----------|----------|----------|
| 1958 | 6 | 105 | 17.5 | 1 | 19 | 670 | 35.3 | 71 | 2 | 2 |
| 1959 | 9 | 107 | 11.9 | 0 | 0 | 0 | 0.0 | 66 | 3 | 4 |
| 1960 | 15 | 218 | 14.5 | 1 | 39 | 1444 | 37.0 | - | - | - |
| CAREER | 30 | 430 | 14.3 | 2 | 58 | 2114 | 36.4 | - | - | - |

| Year | KOR | YDS | AVG | TD | PR | YDS | AVG | TD | TCB | YDS | AVG | TD |
|---------------|----------|-----------|------------|----------|----------|-----------|------------|----------|----------|-----------|------------|----------|
| 1958 | 2 | 14 | 7.0 | 0 | 6 | 23 | 3.8 | 0 | 0 | 0 | 0.0 | 0 |
| 1959 | 0 | 0 | 0.0 | 0 | 0 | 0 | 0.0 | 0 | 0 | 0 | 0.0 | 0 |
| 1960 | 1 | 7 | 7.0 | 0 | 0 | 0 | 0.0 | 0 | 4 | 26 | 6.5 | - |
| CAREER | 3 | 21 | 7.0 | 0 | 6 | 23 | 3.8 | 0 | 4 | 26 | 6.5 | - |

MIKE McKEEVER, LG, 6-1, 230, Los Angeles (Mt. Carmel), #68

1959 All-American...1958-59-60 letterman...1959 team went 8-2 and was 14th in final AP poll...USC's co-captain in 1960...Inducted into the National Football Foundation College Football Hall of Fame in 1987...A 1959 All-Conference first teamer...Won USC's Davis-Teschke (Most Inspirational Player) Award in 1959...Won USC's Football Alumni Club Award (senior with the highest GPA) in 1960...USC's first Playboy Pre-Season All-American (in 1960, along with twin Marlin)...A 2-time Academic All-American first teamer (1959-60)...His 1960 senior season at USC was curtailed in midseason because of a head injury suffered in a game (resulting in 2 blood clots on his brain which required surgery)...Was drafted in the 1961 NFL draft by the Rams (13th round) and also in the AFL draft by the Chargers (30th round)...Inducted into USC Athletic Hall of Fame in 1995...Also was on USC's 1959 track team (shot put and discus)...Twin brother, Marlin, was a right end and fullback for USC (1958-60)...Born 1-1-40 in Cheyenne, Wyo...After USC, was in the construction business...Died 8-24-67 in Montebello, Calif., after spending 22 months in a coma following an automobile accident

| Year | TAC | FR | DFL | INT | YDS | AVG | TD |
|---------------|----------|----------|----------|----------|----------|------------|----------|
| 1958 | 92 | 0 | 1 | 0 | 0 | 0.0 | 0 |
| 1959 | 107 | 0 | 2 | 0 | 0 | 0.0 | 0 |
| 1960 | - | - | - | 1 | 0 | 0.0 | 0 |
| CAREER | - | - | - | 1 | 0 | 0.0 | 0 |

HAL BEDSOLE, LE, 6-5, 221, Northridge (Reseda/Pierce JC), #19

1962 consensus All-American...1961-62-63 letterman...Was a member of USC's 1962 national championship team which went 11-0...Played in the 1963 Rose Bowl, catching 2 touchdown passes...Inducted into the National Football Foundation College Football Hall of Fame in 2012...A 2-time All-Conference first teamer (1961-62)...Played in the 1964 Coaches All-America Game, College All-Star Game and Hula Bowl...Was a 1963 Playboy Pre-Season All-American...USC's receiving leader in 1961 (27 catches) and 1962 (33 catches)...USC's scoring leader in 1961 (38 points) and 1962 (68 points)...Set the USC career record for highest average per catch (30 or more) at 20.94...Was the first Trojan to have 200 receiving yards in a game (201 yards versus California in 1962)...Had 5 100-yard receiving games in his career...Was drafted in the 1964 NFL draft by the Vikings (second round) and also in the AFL draft by the Chiefs (eighth round) and played for the Vikings from 1964-66...Nickname was "Prince Hal"...Inducted into USC Athletic Hall of Fame in 2001...Born 12-21-41 in Chicago, Ill...After USC and NFL, was a radio broadcast sales manager and in business marketing...Died 12-22-17 in Scottsdale, Ariz., at age 76.

| Year | REC | YDS | AVG | TD | 2XP |
|---------------|-----------|-------------|-------------|-----------|----------|
| 1961 | 27 | 525 | 19.4 | 6 | 1 |
| 1962 | 33 | 827 | 25.1 | 11 | 1 |
| 1963 | 22 | 365 | 16.6 | 3 | 0 |
| CAREER | 82 | 1717 | 20.9 | 20 | 2 |

DAMON BAME, LG-LB, 5-11, 192, Glendale (Glendale/Glendale CC), #64

A 2-time All-American (1962-63)...1962-63 letterman...Was a member of USC's 1962 national championship team which went 11-0...Played in the 1963 Rose Bowl...A 2-time All-Conference first teamer (1962-63)...Twice won USC's Lineman of the Year Award in (1962-63)...Played in the 1964 Hula Bowl...Was a 1963 Playboy Pre-Season All-American...After USC, was an assistant football coach at San Jose State, Long Beach State and New Mexico and with Hawaii of the WFL and head coach at El Segundo High, then worked in the industrial silver recovery industry

| Year | INT | YDS | AVG | TD |
|---------------|----------|-----------|-------------|----------|
| 1962 | 4 | 67 | 16.8 | 0 |
| 1963 | 0 | 0 | 0.0 | 0 |
| CAREER | 4 | 67 | 16.8 | 0 |

BILL FISK, RG, 6-0, 220, San Gabriel (San Gabriel), #61

1964 All-American...1962-63-64 letterman...USC was 25-6 during his career...Was a member of USC's 1962 national championship team which went 11-0...Played in the 1963 Rose Bowl...USC was 10th in the final AP poll in 1964...USC's co-captain in 1964...A 1964 All-Conference first teamer...Won USC's Lineman of the Year Award in 1964...Won USC's Football Alumni Club Award (senior with the highest GPA) in 1964...Played in the 1964 East-West Shrine Game and 1965 Hula Bowl...Father, Bill, lettered at USC for 3 years (1937-38-39) and played in 2 Rose Bowls, then played professionally before becoming a USC assistant coach from 1949-56...After USC, became football coach at Mt. San Antonio Junior College



MIKE GARRETT, LHB, 5-9, 185, Los Angeles (Roosevelt), #20

USC's first Heisman Trophy winner (1965)...Began the legacy of USC's I-formation tailbacks...A 2-time All-American (1964-65), including a unanimous pick in 1965...1963-64-65 letterman...USC was 21-8-1 during his career and won the 1964 conference title...USC was 10th in the final AP polls in 1964 and 1965...USC's co-captain in 1965...Set 14 NCAA, conference and USC records in his career (including then-NCAA-record 3221 career rushing yards)...Inducted into the National Football Foundation College Football Hall of Fame in 1985...Won the NCAA Silver Anniversary Award in 1991...Won the 1965 Voit Trophy (outstanding player on the Pacific Coast)...Won the 1965 Pop Warner Award (most valuable senior on the Pacific Coast)...Named the Amateur Athletic Foundation Southern California Athlete of the Year in 1965...A 3-time All-Conference first teamer (1963-65)...Won USC's Back of the Year Award 3 times (1963-64-65)...Won USC's Davis-Teschke (Most Inspirational Player) Award in 1965...Won USC's Player of the Game versus UCLA Award in 1964 and 1965...Played in the 1965 East-West Shrine Game and 1966 Coaches All-America Game, College All-Star Game and Hula Bowl... Was a 1964 and 1965 Playboy Pre-Season All-American...USC's first 1000-yard rusher in 38 years...Had 14 100-yard rushing games in his career...First player to lead USC and conference in rushing 3 consecutive years (833 yards in 1963, 948 yards in 1964 and NCAA-leading and USC-record 1440 yards in 1965)... USC's total offense leader in 1965 (1482 yards)...USC's and conference's scoring leader in 1964 (62 points) and 1965 (96 points)...USC's punt return leader in 1964 (173 yards) and 1965 (235 yards)...USC's kickoff return leader in 1963 (352 yards) and 1964 (253 yards)...Is seventh on USC's career rushing list (3221 yards)...Is 22nd on USC's career total offense list (3269 yards)...Is ninth on USC's career punt return list (498 yards)...Is 14th on USC's kickoff return list (694 yards)...Set USC game record for most yards on punt returns (162 yards) and share of Pac-10 record for most punt returns for a touchdown in a game (2), both against California in 1965...Also played cornerback on defense... Also played baseball at USC, earning All-League honors while hitting .309 in 1965 as an outfielder (he was drafted by the Pittsburgh Pirates and Los Angeles Dodgers)...Nickname was "Iron Mike" or "The Duck"...Was drafted in the 1966 NFL draft by the Rams (second round) and also in the AFL draft by the Chiefs (20th round) and played for the Chiefs (1966-70) and Chargers (1970-73)...Played in Super Bowls I and IV...Inducted into USC Athletic Hall of Fame in 1994...Made Pac-12 All-Century Team in 2015...Currently is athletic director at Cal State L.A. after being A.D. at Langston...Was USC's athletic director from 1993 to 2010 after serving as USC associate athletic director (1990-92)...Also was director of business development for the Great Western Forum (1988-90), worked for the San Diego district attorney's office and as a youth counselor, held management positions in the retail, construction and real estate industries, and did TV football color commentary...Born 4-12-44 in Los Angeles, Calif.

| Year | TCB | YDS | AVG | TD | 2XP | PA | PC | PI | PCT | YDS | TD |
|---------------|------------|-------------|------------|-----------|----------|----------|----------|----------|-------------|-----------|----------|
| 1963 | 128 | 833 | 6.5 | 3 | 2 | 1 | 1 | 0 | 1.000 | 6 | 1 |
| 1964 | 217 | 948 | 4.4 | 9 | 2 | 1 | 0 | 1 | .000 | 0 | 0 |
| 1965 | 267 | 1440 | 5.4 | 13 | 0 | 4 | 2 | 1 | .500 | 42 | 2 |
| CAREER | 612 | 3221 | 5.3 | 25 | 4 | 6 | 3 | 2 | .500 | 48 | 3 |

| Year | REC | YDS | AVG | TD | PR | YDS | AVG | TD | KOR | YDS | AVG | TD |
|---------------|-----------|------------|-------------|----------|-----------|------------|-------------|----------|-----------|------------|-------------|----------|
| 1963 | 10 | 78 | 7.8 | 1 | 14 | 90 | 6.4 | 0 | 15 | 352 | 23.5 | 0 |
| 1964 | 17 | 227 | 13.4 | 1 | 17 | 173 | 10.2 | 0 | 10 | 253 | 23.7 | 0 |
| 1965 | 9 | 94 | 10.4 | 1 | 13 | 235 | 18.1 | 2 | 4 | 89 | 22.3 | 0 |
| CAREER | 36 | 399 | 11.1 | 3 | 44 | 498 | 11.3 | 2 | 29 | 694 | 23.9 | 0 |

| Year | INT | YDS | AVG | TD |
|---------------|----------|-----------|-------------|----------|
| 1963 | 1 | 12 | 12.0 | 0 |
| 1964 | 0 | 0 | 0.0 | 0 |
| 1965 | 0 | 0 | 0.0 | 0 |
| CAREER | 1 | 12 | 12.0 | 0 |

NATE SHAW, DHB, 6-2, 192, San Diego (Lincoln/San Diego JC), #89

1966 consensus All-American...1964-65-66 letterman...USC was 21-9-1 during his career and won 2 conference titles...USC was 10th in the final AP polls in 1964 and 1965...Played in the 1967 Rose Bowl...USC's co-captain in 1966...A 2-time All-Conference first teamer (1965-66)...Played in the 1967 Hula Bowl... USC's interception leader in 1964 (3 interceptions) and 1966 (5 interceptions)... Is tied for 18th on USC's career interception list (10 interceptions)...Was drafted in the fifth round of the 1967 NFL draft by the Rams and played for the Rams in 1969 and 1970...Born 5-20-45 in San Diego, Calif...After USC and NFL, was an assistant football coach at Los Angeles Southwest Junior College, Oregon State and USC (1980-86), then worked in hotel sales and owned a plumbing business

| Year | INT | YDS | AVG | TD |
|---------------|-----------|------------|-------------|----------|
| 1964 | 3 | 40 | 13.3 | 0 |
| 1965 | 2 | 28 | 14.0 | 0 |
| 1966 | 5 | 97 | 19.4 | 0 |
| CAREER | 10 | 165 | 16.5 | 0 |

RON YARY, OT-DT, 6-5, 245, Bellflower (Bellflower/Cerritos JC), #77

USC's only (and the West Coast's first) Outland Trophy winner (1967)...A 2-time All-American (consensus in 1966 and unanimous in 1967)...1965-66-67 letterman...USC was 24-7-1 in his career and won 2 conference titles...Was a member of USC's 1967 national championship team (the 1965 team was ranked 10th in the final AP poll)...Played in 2 Rose Bowls (1967 and 1968)...Inducted into the National Football Foundation College Football Hall of Fame in 1987 and the Rose Bowl Hall of Fame in 2012...A 3-time All-Conference first teamer (1965-67), the first year as a defensive tackle and the last 2 as an offensive tackle...Played in the 1968 Coaches All-America Game, College All-Star Game and Hula Bowl...Was a 1967 Playboy Pre-Season All-American...Was chosen by the Vikings as the No. 1 pick (USC's first ever) of the 1968 NFL draft and played for the Vikings (1968-82) and Rams (1982)...Played in Super Bowls IV, XIII, IV and XI...Inducted into Pro Football Hall of Fame in 2001...Inducted into USC Athletic Hall of Fame in 1997...Made Pac-12 All-Century Team in 2015... Brother, Wayne, was an offensive guard for USC (1969-70)...Born 8-16-46 in Chicago, Ill...After USC and NFL, became owner of a photography, printing and publishing business

D.J. SIMPSON, LHB, 6-2, 207, San Francisco (Galileo/San Francisco CC), #32

USC's second Heisman Trophy winner (1968), winning the award by the most one-sided margin in history...USC's first 2-time unanimous All-American (1967-68)...1967-68 letterman...USC was 19-2-1 in his career and won 2 conference titles...Was a member of USC's 1967 national championship team (the 1968 team was ranked fourth in the final AP poll)...Played in 2 Rose Bowls (1968 and 1969), scoring 3 touchdowns overall and being named Rose Bowl Player of the Game in 1968...USC's co-captain in 1968...Equaled or bettered 19 NCAA, conference and USC records in his career (including then-NCAA-record 1709 rushing yards in 1968)...Inducted into the National Football Foundation College Football Hall of Fame in 1983...Won the Walter Camp Award (national player of the year) in 1967 and 1968...Won the 1968 Maxwell Award (nation's top player)...Won the 1968 Voit Trophy (outstanding player on the Pacific Coast)...Won the 1968 Pop Warner Award (most valuable senior on the Pacific Coast)...Was runnerup in 1967 Heisman Trophy voting...Inducted into the Rose Bowl Hall of Fame in 1993...Named the Amateur Athletic Foundation Southern California Athlete of the Year in 1967...A 2-time All-Conference first teamer (1967-68)...Won USC's MVP Award twice (1967-68)...Won USC's Back of the Year Award twice (1967-68)...Won USC's Player of the Game versus UCLA Award twice (1967-68)...Played in the 1969 Hula Bowl...Was a 1968 Playboy Pre-Season All-American...Had 17 100-yard rushing games in his career...His 64-yard game-winning TD run in the fourth quarter of the 1967 UCLA game (giving USC a Rose Bowl berth and the national championship) is one of the most famous runs in college football history...NCAA's rushing leader in 1967 (1543 yards) and 1968 (1880 yards)...NCAA's all-purpose running leader in 1967 (1700 yards) and 1968 (1966 yards)...USC's total offense leader in 1967 (1576 yards) and 1968 (1895 yards)...Conference's scoring leader in 1967 (78 points) and 1968 (138 points)...USC's receiving leader in 1968 (26 catches)...USC's kickoff return leader in 1967 (204 yards)...Is sixth on USC's career rushing list (3423 yards)...Is 21st on USC's career total offense list (3471 yards)...Was chosen by the Bills as the No. 1 pick of the 1969 NFL draft and played for the Bills (1969-77) and 49ers (1978-79)...Set the NFL season rushing record of 2003 yards in 1973 and finished his career as the NFL's second leading career rusher...Inducted into the Pro Football Hall of Fame in 1985...Inducted into USC Athletic Hall of Fame in 1994...Made Pac-12 All-Century Team in 2015... Nickname was Juice...Also ran track at USC (1967-68) and ran a leg on Troy's world record-setting 440-yard relay team in 1967 (USC won the NCAA team title in 1967 and 1968)...Born 7-9-47 in San Francisco, Calif...After USC and NFL, became an actor and television sports commentator

| Year | TCB | YDS | AVG | TD | PA | PC | PI | PCT | YDS | TD |
|---------------|------------|-------------|------------|-----------|-----------|----------|----------|-------------|-----------|----------|
| 1967 | 291 | 1543 | 5.3 | 13 | 6 | 3 | 0 | .500 | 33 | 3 |
| 1968 | 383 | 1880 | 4.9 | 23 | 5 | 1 | 1 | .200 | 15 | 0 |
| CAREER | 674 | 3423 | 5.1 | 36 | 11 | 4 | 1 | .364 | 48 | 3 |

| Year | REC | YDS | AVG | TD | KOR | YDS | AVG | TD |
|---------------|-----------|------------|------------|----------|-----------|------------|-------------|----------|
| 1967 | 10 | 109 | 10.9 | 0 | 8 | 204 | 25.5 | 0 |
| 1968 | 26 | 211 | 8.1 | 0 | 7 | 151 | 21.6 | 0 |
| CAREER | 36 | 320 | 8.9 | 0 | 15 | 355 | 23.7 | 0 |

ADRIAN YOUNG, LB, 6-1, 210, La Mirada (Bishop Amat), #50

1967 consensus All-American...1965-66-67 letterman...USC was 24-7-1 in his career and won 2 conference titles...Was a member of USC's 1967 national championship team (the 1965 team was ranked 10th in the final AP poll)... Played in 2 Rose Bowls (1967 and 1968)...USC's co-captain in 1967...A 1967 All-Conference first teamer...Won USC's Davis-Teschke (Most Inspirational Player) Award in 1967...Played in the 1968 Coaches All-America Game, College All-Star Game and Hula Bowl...Tied a Pac-10 record with 4 interceptions in a game (versus Notre Dame, 1967)...Was drafted in the third round of the 1968 NFL draft by the Eagles and played for the Eagles (1968-72), Lions (1972) and Bears (1973)...Inducted into USC Athletic Hall of Fame in 1997...Born in Dublin, Ireland

| Year | INT | YDS | AVG | TD |
|---------------|----------|-----------|-------------|----------|
| 1965 | 1 | 29 | 29.0 | 0 |
| 1966 | 2 | 46 | 23.0 | 0 |
| 1967 | 4 | 24 | 6.0 | 0 |
| CAREER | 7 | 99 | 14.1 | 0 |



USC ALL-AMERICANS

TIM ROSSOVICH, DE, 6-5, 235, Mountain View (St. Francis), #88

1967 consensus All-American...1965-66-67 letterman...USC was 24-7-1 in his career and won 2 conference titles...Was a member of USC's 1967 national championship team (the 1965 team was ranked 10th in the final AP poll)... Played in 2 Rose Bowls (1967 and 1968) and kicked a PAT in the 1967 game... USC's co-captain in 1967...A 1967 All-Conference first teamer...Won USC's Lineman of the Year Award in 1967...Played in the 1968 Coaches All-America Game and College All-Star Game...Was drafted in the first round of the 1968 NFL draft by the Eagles and played for the Eagles (1968-71), Chargers (1972-73) and Oilers (1976)...Inducted into the USC Athletic Hall of Fame in 2015...After USC and NFL, became an actor and stuntman...Died 12-6-18 in Sacramento, Calif., at age 72

| Year | INT | YDS | AVG | TD |
|---------------|----------|-----------|-------------|----------|
| 1965 | 0 | 0 | 0.0 | 0 |
| 1966 | 1 | 36 | 36.0 | 0 |
| 1967 | 0 | 0 | 0.0 | 0 |
| CAREER | 1 | 36 | 36.0 | 0 |

MIKE BATTLE, DHB-S, 6-1, 175, Lawndale (Lawndale/Long Beach CC), #17

1968 All-American...1966-67-68 letterman...USC was 26-6-1 in his career and won 3 conference titles...Was a member of USC's 1967 national championship team (the 1968 team was ranked fourth in the final AP poll)...Played in 3 Rose Bowls (1967-68-69)...A 1967 All-Conference first teamer...USC's punt return leader in 1966 (219 yards), 1967 (608 yards, tops in the NCAA) and 1968 (230 yards)...USC's interception leader in 1967 (5 interceptions)...Is second on USC's career punt return list (1014 yards)...Is tied for sixth on USC's career interception list (13 interceptions)...Set USC career record for most punt returns (99)...Set USC season records for most punt returns (49 in 1967, a Pac-10 record) and punt return yards (608 in 1967)...Nickname was "Razor"... Was drafted in the 13th round of the 1969 NFL draft by the Jets and played for the Jets in 1969 and 1970...Uncle, Art, lettered at halfback for USC in 1946-48-49...Born 7-9-46 in South Gate, Calif...After USC and NFL, he was involved in the oil business

| Year | INT | YDS | AVG | TD | PR | YDS | AVG | TD | KOR | YDS | AVG | TD |
|---------------|-----------|------------|-------------|----------|------------|------------|-------------|----------|----------|-----------|-------------|----------|
| 1966 | 4 | 15 | 3.8 | 0 | 22 | 219 | 9.8 | 1 | 1 | 5 | 5.0 | 0 |
| 1967 | 5 | 87 | 17.4 | 0 | 49 | 608 | 12.4 | 2 | 1 | 16 | 16.0 | 0 |
| 1968 | 4 | 46 | 11.5 | 0 | 32 | 230 | 7.2 | 0 | 0 | 0 | 0.0 | 0 |
| CAREER | 13 | 148 | 11.5 | 0 | 991 | 014 | 10.2 | 3 | 2 | 21 | 10.5 | 0 |

JIMMY GUNN, DE, 6-1, 210, San Diego (Lincoln), #83

1969 consensus All-American...1967-68-69 letterman...USC was 29-2-2 in his career and won 3 conference titles...Was a member of USC's 1967 national championship team (the 1968 team was ranked fourth in the final AP poll and the 1969 team was ranked third in the final AP poll)...Played in 3 Rose Bowls (1968-69-70)...USC's co-captain in 1969...A 2-time All-Conference first teamer (1968-69)...Was USC's Lineman of the Year in 1969...Played in 1970 Hula Bowl...Was a 1969 Playboy Pre-Season All-American...Was drafted in the 13th round of the 1970 NFL draft by the Bears and played for the Bears (1970-75, Giants (1975) and Buccaneers (1976)...Inducted into USC Athletic Hall of Fame in 2001...Born 11-27-48 in Augusta, Ark...After USC and NFL, became a business executive and real estate developer...Died 4-11-15 in Los Angeles, Calif., at age 66

| Year | INT | YDS | AVG | TD |
|---------------|----------|-----------|-------------|----------|
| 1967 | 0 | 0 | 0.0 | 0 |
| 1968 | 1 | 11 | 11.0 | 0 |
| 1969 | 1 | 0 | 0.0 | 0 |
| CAREER | 2 | 11 | 11.0 | 0 |

AL COWLINGS, DT, 6-5, 245, San Francisco (Galileo/San Francisco CC), #72

1969 All-American...1968-69 letterman...USC went 19-1-2 in his career and won 2 conference titles...USC was fourth in the final AP poll in 1969 and third in 1970...Played in 2 Rose Bowls (1969-70)...Was a 1969 All-Conference first teamer...Won USC's Davis-Teschke (Most Inspirational Player) Award in 1969... Won USC's Player of the Game versus UCLA Award in 1969...Played in the 1970 Senior Bowl and College All-Star Game...Was drafted in the first round of the 1970 NFL draft by the Bills and played for the Bills (1970-72), Oilers (1973-74), Rams (1975 and 1977), Seahawks (1976) and 49ers (1979)...Inducted into USC Athletic Hall of Fame in 2009...Born 6-16-47 in San Francisco, Calif...After USC and NFL, became a businessman and actor

SID SMITH, DT, 6-4, 267, Long Beach (Long Beach Wilson), #77

1969 All-American...1968-69 letterman...USC went 19-1-2 in his career and won 2 conference titles...USC was fourth in the final AP poll in 1969 and third in 1970...Played in 2 Rose Bowls (1969-70)...Was a 2-time All-Conference first teamer (1968-69)...Played in the 1970 College All-Star Game...Was a 1969 Playboy Pre-Season All-American...Was drafted in the first round of the 1970 NFL draft by the Chiefs and played for the Chiefs (1970-72) and Oilers (1974)... Born 7-6-48 in Wichita, Kan.

CLARENCE DAVIS, TB, 5-11, 195, Los Angeles (Washington/East Los Angeles JC), #28

1969 All-American...1969-70 letterman...USC went 16-4-2 in his career and won the 1969 conference title...USC was third in the final AP poll in 1969 and 15th in 1970...Played in the 1970 Rose Bowl...Was a 2-time All-Conference first teamer (1969-70)...Won USC's Back of the Year Award twice (1969-70)...Played in the 1971 Senior Bowl...USC's rushing leader in 1969 (a conference-high 1351 yards) and 1970 (972 yards)...USC's total offense leader in 1969 (1351 yards)... USC's scoring leader in 1969 (54 points) and 1970 (66 points)...Pac-10's kickoff return leader in 1970 (444 yards)...Is 15th on USC's career rushing list (2323 yards)...Had 9 100-yard rushing games in his career...Was drafted in the fourth round of the 1971 NFL draft by the Raiders and played for the Raiders from 1971 to 1978...Played in Super Bowl XI...Inducted into USC Athletic Hall of Fame in 2012...Born 6-28-49 in Birmingham, Ala.

| Year | TQB | YDS | AVG | TD | REC | YDS | AVG | TD | KO | YDS | AVG | TD |
|---------------|------------|-------------|------------|-----------|-----------|------------|-------------|----------|-----------|------------|-------------|----------|
| 1969 | 297 | 1351 | 4.5 | 9 | 3 | 20 | 6.7 | 0 | 2 | 33 | 16.5 | 0 |
| 1970 | 214 | 972 | 4.5 | 9 | 11 | 203 | 18.5 | 2 | 14 | 444 | 31.8 | 1 |
| CAREER | 511 | 2323 | 4.5 | 18 | 14 | 223 | 15.9 | 2 | 16 | 477 | 29.8 | 1 |

CHARLES WEAVER, DE, 6-2, 214, Richmond (Richmond/Arizona Western College), #84

1970 consensus All-American...1969-70 letterman...USC went 16-4-2 in his career and won the 1969 conference title...USC was third in the final AP poll in 1969 and 15th in 1970...Played in the 1970 Rose Bowl...USC's co-captain in 1970...Was a 1970 All-Conference first teamer...Won USC's Davis-Teschke (Most Inspirational Player) Award in 1970...Played in the 1970 Shrine East-West Game and the 1971 Hula Bowl, College All-Star Game and Coaches All-America Game...Was a 1970 Playboy Pre-Season All-American...Was drafted in the second round of the 1971 NFL draft by the Lions and played for the Lions (1971-81) and Redskins (1981)...Inducted into USC Athletic Hall of Fame in 2018... Born 7-12-49 in Greenwood, Miss.

| Year | INT | YDS | AVG | TD |
|---------------|----------|----------|------------|----------|
| 1969 | 1 | 7 | 7.0 | 0 |
| 1970 | 0 | 0 | 0.0 | 0 |
| CAREER | 1 | 7 | 7.0 | 0 |

MARV MONTGOMERY, DT, 6-6, 255, Granada Hills (Sylmar/Los Angeles Valley State), #78

1970 All-American...1969-70 letterman...USC went 16-4-2 in his career and won the 1969 conference title...USC was third in the final AP poll in 1969 and 15th in 1970...Played in the 1970 Rose Bowl...Played in the 1971 Senior Bowl and College All-Star Game...Was drafted in the first round of the 1971 NFL draft by the Broncos and played for the Broncos (1971-76), Saints (1976-77) and Falcons (1978)...Born 2-8-48 in Torrance, Calif.

JOHN VELLA, DT, 6-4, 256, Van Nuys (Notre Dame), #75

1971 All-American...1969-70-71 letterman...USC went 22-8-2 in his career and won the 1969 conference title...USC was third in the final AP poll in 1969, 15th in 1970 and 20th in 1971...Played in the 1969 Rose Bowl...USC's co-captain in 1971...Was a 1971 All-Conference first teamer...Won USC's Lineman of the Year Award in 1971...Played in the 1972 Hula Bowl...Was drafted in the second round of the 1972 NFL draft by the Raiders and played for the Raiders (1972-79) and Vikings (1980)...Played in Super Bowl XI...Brother, Chris, lettered at tight end for USC in 1971 and 1972...Born 4-21-50 in Cleveland, Ohio

WILLIE HALL, LB-DE, 6-3, 214, New Britain, CT (Pulaski/Arizona Western College), #83

1971 All-American...1970-71 letterman...USC went 12-8-2 in his career...USC was 15th in the final AP poll in 1970 and 20th in 1971...USC's co-captain in 1971...Was a 1971 All-Conference first teamer...Won USC's MVP Award in 1971...Won USC's Player of the Game versus Notre Dame Award in 1970...Won USC's Gloomy Gus Henderson (most minutes played) Award in 1971...Played in the 1971 Shrine East-West Game and 1972 College All-Star Game...Also was on 1971 USC track team...Was drafted in the second round of the 1972 NFL draft by the Saints and played for the Saints (1972-73) and Raiders (1975-78)...Played in Super Bowl XI...Born 9-29-49 in Montrose, Ga.

CHARLES YOUNG, TE, 6-4, 228, Fresno (Edison), #89

1972 unanimous All-American...1970-71-72 letterman...USC went 24-8-2 in his career...Was a member of USC's 1972 national championship team...USC was 15th in the final AP poll in 1970 and 20th in 1971...Played in 1973 Rose Bowl... Inducted into National Football Foundation's College Football Hall of Fame in 2004...Was a 1972 All-Conference first teamer...Shared USC's Lineman of the Year Award in 1972 (with John Grant)...Played in 1973 Hula Bowl and Coaches All-America Game...Was a 1972 Playboy Pre-Season All-American...USC's pass receiving leader in 1972 (29 catches)...Nickname was "Tree"...Was drafted in the first round (sixth pick) of the 1973 NFL draft by the Eagles and played for the Eagles (1973-76), Rams (1977-79), 49ers (1980-82) and Seahawks (1983-85)...Played in Super Bowls XIV and XVI...Inducted into the USC Athletic Hall of Fame in 2007...Made Pac-12 All-Century Team in 2015...Daughters Candace, Cerenity and Chanel competed on the USC track team...Born 2-5-51 in Fresno, Calif.

| Year | REC | YDS | AVG | TD |
|---------------|-----------|-------------|-------------|-----------|
| 1970 | 16 | 322 | 21.1 | 1 |
| 1971 | 23 | 298 | 12.9 | 6 |
| 1972 | 29 | 470 | 16.2 | 3 |
| CAREER | 68 | 1090 | 16.1 | 10 |



RICHARD WOOD, ILB, 6-2, 213, Elizabeth, NJ (Jefferson), #83

USC's first 3-year All-American first teamer and the first 3-year selectee by AP from the West Coast...1972-73-74 All-American (consensus in 1973 and 1974)...1972-73-74 letterman...USC went 31-2-2 in his career...Was a member of USC's 1972 and 1974 national championship teams...USC was eighth in the final AP poll in 1973...Played in 1973-74-75 Rose Bowls...Inducted into National Football Foundation's College Football Hall of Fame in 2007...Was a 3-time All-Conference first teamer (1972-73-74)...USC captain in 1974...Won USC's Player of the Game versus UCLA Award in 1972...Played in 1975 Hula Bowl, Senior Bowl and College All-Star Game...Was a 1973 Playboy Pre-Season All-American...Nickname was "Batman"...Was drafted in the third round of the 1975 NFL draft by the Jets and played for Jets (1975) and Buccaneers (1976-84)...Inducted into USC Athletic Hall of Fame in 2003...Made Pac-12 All-Century Team in 2015...Born 5-31-53 in Elizabeth, N.J...After USC and NFL, became an assistant coach in the NFL and in Europe, a high school head coach (he was the 2002 Florida Coach of the Year) and a security officer

| Year | INT | YDS | AVG | TD | TAC | DFL | FR |
|---------------|----------|-----------|------------|----------|----------|----------|----------|
| 1972 | 5 | 56 | 11.2 | 1 | - | - | - |
| 1973 | 1 | 8 | 8.0 | 0 | 117 | 5 | 1 |
| 1974 | 1 | 5 | 5.0 | 0 | 89 | 5 | 1 |
| CAREER | 7 | 69 | 9.9 | 1 | - | - | - |

SAM CUNNINGHAM, FB, 6-3, 212, Santa Barbara (Santa Barbara), #39

1972 All-American...1970-71-72 letterman...USC went 24-8-2 in his career...Was a member of USC's 1972 national championship team...USC was 15th in the final AP poll in 1970 and 20th in 1971...Played in 1973 Rose Bowl, scoring on 4 short touchdown dives and being named Rose Bowl Player of the Game...Inducted into the Rose Bowl Hall of Fame in 1992...USC captain in 1972...Won USC's Back of the Year Award in 1972...Inducted into National Football Foundation's College Football Hall of Fame in 2010...His performance at Alabama in 1970 (135 yards and 2 TDs on just 12 carries) convinced Bear Bryant to integrate Southern football...Played in 1973 Hula Bowl, College All-Star Game and Coaches All-America Game...Is 35th on USC's career rushing list (1579 yards)...Had 2 100-yard rushing games in his career...Nickname was "Sam Bam" (because of his goal line dives)...Was drafted in the first round (11th pick) of the 1973 NFL draft by the Patriots and played for the Patriots (1973-79 and 1981-82)...Brother, Randall, was an NFL quarterback...Inducted into USC Athletic Hall of Fame in 2001...Born 8-15-50 in Santa Barbara, Calif...After USC and NFL, became an owner of a landscaping business

| Year | TCB | YDS | AVG | TD | REC | YDS | AVG | TD | KOR | YDS | AVG | TD |
|---------------|------------|-------------|------------|-----------|-----------|------------|------------|----------|----------|-----------|-------------|----------|
| 1970 | 76 | 488 | 6.4 | 5 | 16 | 167 | 10.4 | 2 | 0 | 0 | 0.0 | 0 |
| 1971 | 159 | 742 | 4.6 | 5 | 12 | 67 | 5.6 | 0 | 0 | 0 | 0.0 | 0 |
| 1972 | 102 | 349 | 3.4 | 13 | 6 | 59 | 9.8 | 0 | 2 | 20 | 10.0 | 0 |
| CAREER | 337 | 1579 | 4.7 | 23 | 34 | 293 | 8.6 | 2 | 2 | 20 | 10.0 | 0 |

PETE ADAMS, OT, 6-4, 258, San Diego (University/San Diego CC), #77

1972 All-American...1970-71-72 letterman...USC went 24-8-2 in his career...Was a member of USC's 1972 national championship team...USC was 15th in the final AP poll in 1970 and 20th in 1971...Played in 1973 Rose Bowl...Was a 1972 All-Conference first teamer...Played in the 1973 Hula Bowl, College All-Star Game and Coaches All-America Game...Was a 1972 Playboy Pre-Season All-American...Was drafted in the first round of the 1973 NFL draft by the Browns and played for the Browns (1974 and 1976)...Born 5-4-51 in San Diego, Calif.

JOHN GRANT, DT-DE, 6-5, 229, Boise, ID (Capital), #94

1972 All-American...1970-71-72 letterman...USC went 24-8-2 in his career...Was a member of USC's 1972 national championship team...USC was 15th in the final AP poll in 1970 and 20th in 1971...Played in 1973 Rose Bowl...USC captain in 1972...Was a 2-time All-Conference first teamer (1971-72)...Shared USC's Lineman of the Year Award in 1972 (with Charles Young)...Won USC's Trojan Club Award (most improved) in 1970...Played in the 1973 College All-Star Game and Coaches All-America Game...Was drafted in the seventh round of the 1973 NFL draft by the Broncos and played for the Broncos (1973-79)...Played in Super Bowl XII...Born 6-28-50 in Boise, Id.

LYNN SWANN, FL, 6-0, 180, San Mateo (Serra), #22

1973 consensus All-American...1971-72-73 letterman...USC went 27-6-2 in his career...Was a member of USC's 1972 national championship team...USC was 20th in the final AP poll in 1971 and eighth in 1973...Played in 1973 and 1974 Rose Bowls, catching a TD pass in 1973 game...USC captain in 1973...Inducted into the College Football Hall of Fame in 1993...Won the NCAA Silver Anniversary Award in 1999...Won the 1973 Pop Warner Award (given to the most valuable senior on the Pacific Coast)...Was a 1973 All-Conference first teamer...Won USC's MVP Award in 1973...Played in the 1974 Hula Bowl, Senior Bowl, College All-Star Game and Coaches All-America Game...Was a 1973 Playboy Pre-Season All-American...USC's receiving leader in 1971 (27 catches) and 1973 (42 catches, tops in the Pac-8)...USC's punt return leader in 1971 (157 yards), 1972 (253 yards, tops in the Pac-8) and 1973 (189 yards)...Is fourth on USC's career punt return list (599 yards)...Had 3 100-yard receiving games in career...Inducted into USC Athletic Hall of Fame in 2005...Made Pac-12 All-Century Team in 2015...Was drafted in first round of the 1974 NFL draft by the Steelers and played for the Steelers (1974-82)...Played in Super Bowls IX, X, XIII and XIV, earning MVP honors in Super Bowl X...Inducted into Pro Football Hall of Fame in 2001...Born 3-7-52 in Alcoa, Tenn...After USC and NFL, became a television sports commentator and now is USC's athletic director

| Year | REC | YDS | AVG | TD | PR | YDS | AVG | TD | KOR | YDS | AVG | TD |
|---------------|-----------|-------------|-------------|-----------|-----------|------------|-------------|----------|----------|-----------|-------------|----------|
| 1971 | 27 | 305 | 11.3 | 2 | 11 | 157 | 14.3 | 0 | 3 | 66 | 22.0 | 0 |
| 1972 | 26 | 543 | 20.9 | 3 | 19 | 253 | 13.3 | 1 | 0 | 0 | 0.0 | 0 |
| 1973 | 42 | 714 | 17.0 | 6 | 19 | 189 | 10.0 | 1 | 0 | 0 | 0.0 | 0 |
| CAREER | 95 | 1562 | 16.4 | 11 | 49 | 599 | 12.2 | 2 | 3 | 66 | 22.0 | 0 |

| Year | TCB | YDS | AVG | TD | PA | PC | PI | PCT | YDS | TD |
|---------------|-----------|------------|------------|----------|----------|----------|----------|-------------|----------|----------|
| 1971 | 1 | -16 | -16.0 | 0 | 0 | 0 | 0 | .000 | 0 | 0 |
| 1972 | 11 | 117 | 10.6 | 0 | 1 | 0 | 0 | .000 | 0 | 0 |
| 1973 | 14 | 99 | 7.1 | 0 | 0 | 0 | 0 | .000 | 0 | 0 |
| CAREER | 26 | 200 | 7.7 | 0 | 0 | 0 | 0 | .000 | 0 | 0 |

BOOKER BROWN, OT-OG, 6-3, 270, Santa Barbara (Santa Barbara/Santa Barbara CC), #63

1973 consensus All-American...1972-73 letterman...USC went 20-1-1 in his career...Was a member of USC's 1972 national championship team...USC was eighth in the final AP poll in 1973...Played in 1973 and 1974 Rose Bowls...USC captain in 1973...Was a 1973 All-Conference first teamer...Played in the 1974 Hula Bowl, Senior Bowl and College All-Star Game...Led USC in interceptions in 1971 (6), 1972 (6) and 1973 (8, tops in the Pac-8)...Is USC's career interception leader (20)...Nickname was Tee...Was drafted in the 12th round of the 1974 NFL draft by the Eagles and played for the Eagles (1974-76) and Jets (1977)...Born 1-15-52 in Winston Salem, N.C...Died 5-31-04 in Sacramento, Calif., at age 52

ARTIMOUS PARKER, S, 6-3, 215, Sacramento (Sacramento), #14

1973 consensus All-American...1971-72-73 letterman...USC went 27-6-2 in his career...Was a member of USC's 1972 national championship team...USC was 20th in the final AP poll in 1971 and eighth in 1973...Played in 1973 and 1974 Rose Bowls...USC captain in 1973...Was a 1973 All-Conference first teamer...Played in the 1974 Hula Bowl, Senior Bowl and College All-Star Game...Led USC in interceptions in 1971 (6), 1972 (6) and 1973 (8, tops in the Pac-8)...Is USC's career interception leader (20)...Nickname was Tee...Was drafted in the 12th round of the 1974 NFL draft by the Eagles and played for the Eagles (1974-76) and Jets (1977)...Born 1-15-52 in Winston Salem, N.C...Died 5-31-04 in Sacramento, Calif., at age 52

| Year | INT | YDS | AVG | TD | TAC | DFL | FR |
|---------------|-----------|------------|-------------|----------|----------|----------|----------|
| 1971 | 6 | 61 | 10.1 | 0 | - | - | - |
| 1972 | 6 | 107 | 17.8 | 0 | - | - | - |
| 1973 | 8 | 100 | 12.5 | 0 | 60 | 15 | 2 |
| CAREER | 20 | 268 | 13.4 | 0 | - | - | - |

STEVE RILEY, OT, 6-5, 255, Chula Vista (Castle Park), #78

1973 consensus All-American...1972-73 letterman...USC went 20-1-1 in his career...Was a member of USC's 1972 national championship team...USC was eighth in the final AP poll in 1973...Played in 1973 and 1974 Rose Bowls...Won USC's Trojan Club Award (most improved) in 1973...Played in the 1974 College All-Star Game...Was drafted in the first round of the 1974 NFL draft by the Vikings and played for the Vikings (1974-84)...Played in Super Bowls IX and XI...Born 11-23-52 in Chula Vista, Calif.

ANTHONY DAVIS, TB, 5-9, 183, San Fernando (San Fernando), #28

1974 unanimous All-American...1972-73-74 letterman...USC went 31-2-2 in his career...Was a member of USC's 1972 and 1974 national championship teams...USC was eighth in the final AP poll in 1973...Played in 1973-74-75 Rose Bowls (including rushing for 157 yards with a TD in 1973 game and scoring a TD in 1974 game)...Was Heisman Trophy runnerup in 1974...Inducted into National Football Foundation's College Football Hall of Fame in 2005...Won 1972 and 1974 Voit Trophy (given to the outstanding player on the Pacific Coast)...Won 1974 Pop Warner Award (given to the most valuable senior on the Pacific Coast)...Was a 2-time All-Conference first teamer (1973-74)...Won USC's Back of the Year Award in 1974...Won USC's Player of the Game versus Notre Dame Award in 1972...Won USC's Player of the Game versus UCLA Award in 1974...Played in the 1975 Hula Bowl...Was a 1974 Playboy Pre-Season All-American...USC's rushing leader in 1972 (1191 yards), 1973 (1112 yards) and 1974 (1421 yards)...USC's total offense leader in 1974 (1430 yards)...USC's scoring leader in 1972 (114 points), 1973 (90 points) and 1974 (110 points)...USC's kickoff return leader in 1972 (468 yards), 1973 (409 yards) and 1974 (484 yards)...Is third on USC's career rushing list (3724 yards)...Is 18th on USC's career total offense list (3743 yards)...Is sixth on USC's career kickoff return list (1361 yards)...Set 1 Pac-10 career rushing record, 2 Pac-10 career kickoff return records, 1 NCAA season kickoff return record, 1 Pac-10 season kickoff return mark, 2 Pac-10 game scoring records, 1 USC game all-purpose record, 2 NCAA game kickoff return marks and 3 NCAA long play records...Had 17 100-yard rushing games in his career...Led NCAA in kickoff returns in 1974 (42.5 average)...Led Pac-8 in rushing in 1972 (94.0 average) and 1974 (123.1 average)...Led Pac-8 in scoring in 1972 (9.8 average) and 1974 (10.2 average)...Scored 11 touchdowns versus Notre Dame, including 6 in 1972 and 4 in 1974...Nickname was A.D...Was drafted in the second round of the 1975 NFL draft by the Jets and played for the Buccaneers (1977), Oilers (1978) and Rams (1978), as well as in the World Football League and Canadian Football League...Also was an outfielder on USC's 1973 and 1974 national championship baseball teams...Inducted into the USC Athletic Hall of Fame in 1999...Born 9-8-52 in Huntsville, Tex...After USC and NFL, became an actor and real estate developer



USC ALL-AMERICANS

| Year | TCB | YDS | AVG | TD | 2XP | PA | PC | PI | PCT | YDS | TD |
|---------------|------------|----------------|------------|----------|----------|----------|----------|----------|--------------|-----------|----------|
| 1972 | 207 | 1191 | 5.8 | 17 | 0 | 0 | 0 | 0 | .000 | 0 | 0 |
| 1973 | 276 | 1112 | 4.0 | 14 | 0 | 1 | 1 | 0 | 1.000 | 10 | 1 |
| 1974 | 301 | 1421 | 4.7 | 13 | 1 | 1 | 1 | 0 | 1.000 | 9 | 1 |
| CAREER | 784 | 37244.8 | 4.4 | 1 | 2 | 2 | 2 | 0 | 1.000 | 19 | 2 |

| Year | KOR | YDS | AVG | TD | PR | YDS | AVG | TD | REC | YDS | AVG | TD |
|---------------|-----------|-------------|-------------|----------|----------|-----------|------------|----------|-----------|------------|------------|----------|
| 1972 | 12 | 468 | 39.0 | 2 | 7 | 52 | 7.4 | 0 | 18 | 132 | 7.3 | 0 |
| 1973 | 16 | 409 | 25.6 | 1 | 1 | 8 | 8.0 | 0 | 14 | 47 | 3.4 | 0 |
| 1974 | 12 | 484 | 40.3 | 3 | 0 | 0 | 0.0 | 0 | 15 | 96 | 6.4 | 2 |
| CAREER | 40 | 1361 | 34.0 | 6 | 8 | 60 | 7.5 | 0 | 47 | 275 | 5.9 | 2 |

CHARLES PHILLIPS, ROV-S-LB, 6-3, 208, Pasadena (Blair), #49

1974 All-American...1972-73-74 letterman...USC went 31-2-2 in his career...Was a member of USC's 1972 and 1974 national championship teams...USC was eighth in the final AP poll in 1973...Played in 1973-74-75 Rose Bowls...Was a 1974 All-Conference first teamer...Won USC's Defensive Player of the Game versus Notre Dame Award in 1974...Played in the 1975 Senior Bowl, College All-Star Game and Coaches All-America Game...USC's interception leader in 1974 (7, tops in Pac-8)...Is tied for sixth on USC's career interception list (13, including 2 intercepted fumbles)...Set 2 NCAA season, 1 Pac-10 career, 2 Pac-10 game and 1 USC career records for interceptions...Was a second round pick in the 1975 NFL draft by the Raiders and played for the Raiders (1975-80)... Played in Super Bowl XI...After USC and NFL, became a child care counselor

| Year | INT | YDS | AVG | TD | TAC | DFL | FR |
|---------------|------------|------------|-------------|----------|----------|----------|----------|
| 1972 | 3 | 48 | 16.0 | 0 | - | - | - |
| 1973 | 3 | 15 | 5.0 | 0 | 54 | 9 | 0 |
| 1974 | 7 | 302 | 43.1 | 3 | 36 | 9 | 2 |
| CAREER | 13* | 365 | 28.1 | 3 | - | - | - |

*includes 2 intercepted fumbles

BILL BAIN, OG-OT, 6-3, 268, Pico Rivera (St. Paul/U. of Colorado/San Diego CC), #66

1974 All-American...1973-74 letterman...USC went 19-3-2 in his career...Was a member of USC's 1974 national championship team...USC was eighth in the final AP poll in 1973...Played in 1974 and 1975 Rose Bowls...Was a 1974 All-Conference first teamer...Played in the 1975 College All-Star Game and Coaches All-America Game...Was a second round pick in the 1975 NFL draft by the Packers and played for the Packers (1975), Broncos (1976, 1978), Giants (1978), Rams (1979-85), Jets (1986) and Patriots (1986)...Played in Super Bowl XIV...Born 8-9-52 in Los Angeles, Calif.

JIM OBRADOVICH, TE, 6-2, 219, El Segundo (El Segundo/El Camino JC), #89

1974 All-American...1973-74 letterman...USC went 19-3-2 in his career...Was a member of USC's 1974 national championship team...USC was eighth in the final AP poll in 1973...Played in 1974 and 1975 Rose Bowls (he caught a TD pass in the 1975 game)...Was a 1974 All-Conference first teamer...Won USC's Gloomy Gus Henderson Award (most minutes played) in 1974...Played in the 1975 Senior Bowl and College All-Star Game...Was a seventh round pick in the 1975 NFL draft by the Giants and played for the Giants (1975), 49ers (1976) and Buccaneers (1978-83)...Brother, Steve, was a wide receiver for USC (1976)... Born 4-2-53 in Los Angeles, Calif...After USC and NFL, became a restaurant owner

| Year | REC | YDS | AVG | TD |
|---------------|-----------|------------|-------------|----------|
| 1973 | 17 | 284 | 16.7 | 1 |
| 1974 | 9 | 121 | 13.4 | 2 |
| CAREER | 26 | 405 | 15.6 | 3 |

RICKY BELL, TB-FB, 6-2, 218, Los Angeles (Fremont), #42

2-time unanimous All-American (1975-76)...1973-74-75-76 letterman...USC went 38-8-2 in his career...Was a member of USC's 1974 national championship team...USC was eighth in the final AP poll in 1973, 17th in 1975 and second in 1976...Played in 1974, 1975 and 1977 Rose Bowls and 1975 Liberty Bowl (was game's MVP with a 76-yard TD reception)...USC captain in 1976...Inducted into National Football Foundation's College Football Hall of Fame in 2003...Was Heisman Trophy runnerup in 1976 (was third in 1975)...Won 1976 Voit Trophy (outstanding player on the Pacific Coast)...Won 1976 Pop Warner Award (most valuable senior on the Pacific Coast)...Was 1976 Pac-10 Player of the Year... Was a 2-time All-Conference first teamer (1975-76)...Was USC's MVP in 1975 and 1976...Won USC's Back of the Year Award in 1975...Won USC's Player of the Game versus Notre Dame Award in 1975...Won USC's Player of the Game versus UCLA Award in 1975 and 1976...Played in the 1977 Hula Bowl and Japan Bowl...Was a 1976 Playboy Pre-Season All-American...USC's rushing leader in 1975 (1957 yards) and 1976 (1433 yards)...USC's total offense leader in 1975 (1957 yards)...USC's scoring leader in 1975 (88 points) and 1976 (86 points)...Is fourth on USC's career rushing list (3689 yards)...Is 19th on USC's career total offense list (3689 yards)...Set Pac-10 season rushing record for juniors (1957 yards in 1975)...Set USC game records for rushing yards and carries (347 yards on 51 carries at Washington State in 1976)...Had 16 100-yard rushing games... Led Pac-8 in rushing in 1975 (170.5 average, tops in the NCAA) and 1976 (141.7 average)...Was chosen by the Buccaneers as the No. 1 pick of the 1977 NFL draft and played for the Buccaneers (1977-81) and Chargers (1982)...Inducted into USC Athletic Hall of Fame in 1997...Born 4-8-55 in Houston, Tex...After USC and NFL, was a restaurant owner...Died 11-28-84 in Inglewood, Calif., of heart disease at age 29

| Year | TCB | YDS | AVG | TD | 2XP | REC | YDS | AVG | TD |
|---------------|------------|-------------|------------|-----------|----------|-----------|------------|-------------|----------|
| 1973 | 0 | 0 | 0.0 | 0 | 0 | 0 | 0 | 0.0 | 0 |
| 1974 | 45 | 299 | 6.6 | 1 | 0 | 0 | 0 | 0.0 | 0 |
| 1975 | 385 | 1957 | 5.1 | 13 | 2 | 4 | 100 | 25.0 | 1 |
| 1976 | 280 | 1433 | 5.1 | 14 | 1 | 14 | 85 | 6.1 | 0 |
| CAREER | 710 | 3689 | 5.2 | 28 | 3 | 18 | 185 | 13.2 | 1 |

MARVIN POWELL, DT, 6-5, 265, Fayetteville, NC (Seventy-First), #76

2-time All-American (1975-76)...1974-75-76 letterman...USC went 29-6-1 in his career...Was a member of USC's 1974 national championship team...USC was 17th in the final AP poll in 1975 and second in 1976...Played in 1975 and 1977 Rose Bowls and 1975 Liberty Bowl...Inducted into National Football Foundation's College Football Hall of Fame in 1994...Was a 3-time All-Conference first teamer (1974-75-76)...Played in the 1977 Hula Bowl and Japan Bowl...Was a 1976 Playboy Pre-Season All-American...Was drafted in the first round (fourth pick) of the 1977 NFL draft by the Jets and played for the Jets (1977-85) and Buccaneers (1986-87)...Son, Marvin III, was a fullback-tight end-safety for USC (1995-98)...Born 8-30-55 in Fort Bragg, N.C...After USC and NFL, became an attorney

DENNIS THURMAN, S-FL, 5-11, 173, Santa Monica (Santa Monica), #7

A 2-time All-American (consensus in 1976 and unanimous in 1977)...1974-75-76-77 letterman...USC went 37-10-1 in his career...Was a member of USC's 1974 national championship team...USC was 17th in the final AP poll in 1975, second in 1976 and 13th in 1977...Played in 1975 and 1977 Rose Bowls, 1975 Liberty Bowl and 1977 Bluebonnet Bowl...Was a 2-time All-Conference first teamer (1976-77)...Was USC's MVP in 1977...Won USC's Defensive Player of the Year Award in 1977...Played in the 1978 Senior Bowl...Was a 1977 Playboy Pre-Season All-American...Led USC in interceptions in 1976 (8, tops in the Pac-8)...Led USC in punt returns in 1976 (68 yards)...Is tied for sixth on USC's career interception list (13, including 2 intercepted fumbles)...Was drafted in the 11th round of the 1978 NFL draft by the Cowboys and played with the Cowboys (1978-85) and Cardinals (1986)...Played in Super Bowl XIII...After USC and NFL, became an assistant football coach with the NFL's Phoenix Cardinals, Baltimore Ravens, New York Jets and Buffalo Bills, World League's Ohio Glory and at USC (1993-2000)...Brother, Junior, was a defensive back for USC (1985-86)...Born 4-13-56 in Los Angeles, Calif.

| Year | INT | YDS | AVG | TD | REC | YDS | AVG | TD | PR | YDS | AVG | TD |
|---------------|------------|------------|-------------|----------|----------|-----------|-------------|----------|-----------|------------|------------|----------|
| 1974 | 2 | 98 | 49.0 | 1 | 0 | 0 | 0.0 | 0 | 10 | 68 | 6.8 | 0 |
| 1975 | 0 | 0 | 0.0 | 0 | 3 | 55 | 18.3 | 0 | 11 | 25 | 2.3 | 0 |
| 1976 | 8 | 170 | 21.3 | 1 | 0 | 0 | 0.0 | 0 | 17 | 68 | 4.0 | 0 |
| 1977 | 3 | 37 | 12.3 | 0 | 0 | 0 | 0.0 | 0 | 0 | 0 | 0.0 | 0 |
| CAREER | 13* | 305 | 23.5 | 2 | 3 | 55 | 18.3 | 0 | 38 | 161 | 4.2 | 0 |

*includes 2 intercepted fumbles

| Year | KOR | YDS | AVG | TD | TCB | YDS | AVG | TD | TAC | DFL | FR |
|---------------|----------|-----------|-------------|----------|----------|-----------|------------|----------|------------|-----------|----------|
| 1974 | 4 | 46 | 11.5 | 0 | 4 | 23 | 5.8 | 0 | 0 | 0 | 0 |
| 1975 | 1 | 26 | 26.0 | 0 | 3 | 38 | 12.7 | 0 | 12 | 1 | 0 |
| 1976 | 0 | 0 | 0.0 | 0 | 0 | 0 | 0.0 | 0 | 80 | 4 | 4 |
| 1977 | 0 | 0 | 0.0 | 0 | 0 | 0 | 0.0 | 0 | 77 | 6 | 0 |
| CAREER | 5 | 72 | 14.4 | 0 | 7 | 61 | 8.7 | 0 | 169 | 11 | 4 |

GARY JETER, DT, 6-4, 255, Cleveland, OH (Cathedral Latin), #79

1976 All-American...1973-74-75-76 letterman...USC went 38-8-2 in his career... Was a member of USC's 1974 national championship team...USC was eighth in the final AP poll in 1973, 17th in 1975 and second in 1976...Played in 1974, 1975 and 1977 Rose Bowls and 1975 Liberty Bowl...Was a 3-time All-Conference first teamer (1974-75-76)...Won USC's Defensive Player of the Year Award in 1975... Won USC's Special General Excellence Award in 1976...Played in the 1977 Hula Bowl and Japan Bowl...Was a 1976 Playboy Pre-Season All-American...Was drafted in the first round (fifth pick) of the 1977 NFL draft by the Giants and played with the Giants (1977-82), Rams (1983-88) and Patriots (1989)...Born 1-24-55 in Weirton, W. Va...After USC and NFL, became a bakery owner and NFL game-day assistant...Died 3-10-16 in Plainsboro, N.J., at age 61

| Year | TAC | LS/YDS | DFL | FR | INT | YDS | AVG | TD |
|---------------|------------|----------|-----------|----------|----------|----------|------------|----------|
| 1973 | 49 | - | 1 | 1 | 1 | 1 | 1.0 | 0 |
| 1974 | 64 | - | 2 | 0 | 0 | 0 | 0.0 | 0 |
| 1975 | 66 | 7/40 | 8 | 1 | 0 | 0 | 0.0 | 0 |
| 1976 | 55 | 4/26 | 3 | 2 | 0 | 0 | 0.0 | 0 |
| CAREER | 234 | - | 14 | 4 | 1 | 1 | 1.0 | 0 |

CLAY MATTHEWS, ILB, 6-2, 232, Kenilworth, IL (New Trier East), #60

1977 All-American...1974-75-76-77 letterman...USC went 37-10-1 in his career... Was a member of USC's 1974 national championship team...USC was 17th in the final AP poll in 1975, second in 1976 and 13th in 1977...Played in 1975 and 1977 Rose Bowls, 1975 Liberty Bowl and 1977 Bluebonnet Bowl...USC captain in 1977...2-time All-Conference first teamer (1976-77)...Played in 1978 Hula Bowl...Inducted into USC Athletic Hall of Fame in 2005...Was drafted in the first round (12th pick) of the 1978 NFL draft by the Browns and played with the Browns (1978-93) and Falcons (1994-96)...Son, Kyle, was a walk-on safety for USC (2000-03) and son, Clay III, was a USC linebacker (2005-08)...Brother, Bruce, was an All-American offensive guard for USC (1980-82)...Born 3-15-56 in Palo Alto, Calif.



| Year | TAC | LS/YDS | DFL | FR | INT | YDS | AVG | TD |
|---------------|------------|----------|----------|----------|----------|-----------|------------|----------|
| 1974 | 25 | - | 0 | 0 | 0 | 0 | 0.0 | 0 |
| 1975 | 46 | 0/0 | 2 | 1 | 1 | 2 | 2.0 | 0 |
| 1976 | 112 | 5/17 | 1 | 2 | 0 | 0 | 0.0 | 0 |
| 1977 | 83 | 3/6 | 1 | 0 | 1 | 9 | 9.0 | 0 |
| CAREER | 266 | - | 4 | 3 | 2 | 11 | 5.5 | 0 |

PAT HOWELL, OG, 6-6, 255, Fresno (Fresno), #66

1978 unanimous All-American...1976-77-78 letterman...USC went 31-6 in his career...Was a member of USC's 1978 national championship team...USC was second in the final AP poll in 1976 and 13th in 1977...Played in the 1977 and 1979 Rose Bowls and 1977 Bluebonnet Bowl...2-time All-Conference first teamer (1977-78)...Won USC's Gloomy Gus Henderson (most minutes played) Award in 1978...Played in the 1979 Hula Bowl...Was a 1978 Playboy Pre-Season All-American...Was drafted in the second round of the 1979 NFL draft by the Falcons and played with the Falcons (1979-83) and Oilers (1983-85)...Inducted into the Fresno Athletic Hall of Fame in 1992...Son, Nick, was an offensive lineman at USC (2006-09)...Born 3-12-57 in Fresno, Calif...After USC and NFL, became a business owner

CHARLES WHITE, TB, 6-0, 185, San Fernando (San Fernando), #12

USC's third Heisman Trophy winner (1979)...2-time unanimous All-American (1978-79)...1976-77-78-79 letterman...USC went 42-6-1 in his career...Was a member of USC's 1978 national championship team...USC was second in the final AP poll in 1976, 13th in 1977 and second in 1979...Played in the 1977 (122 rushing yards and 1 TD), 1979 (99 rushing yards and 1 TD to earn Rose Bowl Co-MVP honors) and 1980 Rose Bowls (game-record 247 rushing yards and 1 TD to earn Rose Bowl MVP honors) and 1977 Bluebonnet Bowl (1 TD)...USC captain in 1979...Was fourth in 1978 Heisman Trophy voting...Inducted into National Football Foundation's College Football Hall of Fame in 1996...Won the Walter Camp Award (national player of the year) in 1979...Won the 1979 Maxwell Award (nation's top player)...Won the 1978 Voit Trophy (outstanding player on the Pacific Coast)...Won the 1979 Pop Warner Award (most valuable senior on the Pacific Coast)...Was the Pac-10 Player of the Year in 1978 and 1979...Inducted into the Rose Bowl Hall of Fame in 1990...Was a 3-time All-Conference first teamer (1977-78-79)...Was USC's MVP in 1978 and 1979...Won USC's Offensive Player of the Game versus UCLA Award in 1978 and 1979...Played in the 1980 Hula Bowl...Was a 2-time Playboy Pre-Season All-American (1978-79)...USC's rushing leader in 1977 (1478 yards), 1978 (1859 yards) and 1979 (2050 yards, second in USC history)...USC's total offense leader in 1978 (1854 yards)...USC's scoring leader in 1978 (86 points) and 1979 (114 points)...USC's kickoff return leader in 1976 (295 yards)...Set or equaled 22 NCAA, Pac-10, USC and Rose Bowl records...Finished career as NCAA's second-leading rusher (5598 regular-season yards) and Pac-10's top rusher (6245 yards, tops in USC history)...Eighth on USC's career total offense list (6240 yards)...Had 31 100-yard rushing games (10 in 1979)...Was NCAA's leading rusher in 1979 (180.3 average)...Was Pac-10's rushing leader in 1977 (117.4 average) and 1978 (146.7 average)...Was NCAA's all-purpose running yardage leader in 1978 (174.7 average) and 1979 (194.1 average)...Was Pac-10's scoring leader in 1978 (6.7 average) and 1979 (12.5 average)...Inducted into the USC Athletic Hall of Fame in 1995...Made Pac-12 All-Century Team in 2015...Named the Amateur Athletic Foundation Southern California Athlete of the Year in 1979...Was drafted in the first round of the 1980 NFL draft by the Browns and played for the Browns (1980-84) and Rams (1985-88)...Was on USC's 1979 track team...Born 1-22-58 in Los Angeles, Calif...After USC and NFL, was an assistant in the USC athletic department, a USC assistant football coach (1993-97) and a computer consultant

| Year | TCB | YDS | AVG | TD | 2XP | PA | PC | PI | PCT | YDS | TD |
|---------------|-------------|-------------|------------|-----------|----------|----------|----------|----------|-------------|-----------|----------|
| 1976 | 156 | 858 | 5.5 | 10 | 0 | 0 | 0 | 0 | .000 | 0 | 0 |
| 1977 | 285 | 1478 | 5.2 | 7 | 0 | 1 | 0 | 0 | .000 | 0 | 0 |
| 1978 | 374 | 1859 | 5.0 | 13 | 1 | 1 | 0 | 0 | 1.000 | -5 | 0 |
| 1979 | 332 | 2050 | 6.2 | 19 | 0 | 0 | 0 | 0 | 0.000 | 0 | 0 |
| CAREER | 1147 | 6245 | 5.4 | 49 | 1 | 2 | 1 | 0 | .500 | -5 | 0 |

| Year | REC | YDS | AVG | TD | KOR | YDS | AVG | TD |
|---------------|-----------|------------|------------|----------|-----------|------------|-------------|----------|
| 1976 | 6 | 65 | 10.8 | 1 | 14 | 295 | 21.1 | 0 |
| 1977 | 9 | 138 | 15.3 | 2 | 0 | 0 | 0.0 | 0 |
| 1978 | 22 | 193 | 8.8 | 1 | 7 | 145 | 20.7 | 0 |
| 1979 | 22 | 145 | 6.6 | 0 | 0 | 0 | 0.0 | 0 |
| CAREER | 59 | 541 | 9.2 | 4 | 21 | 440 | 21.0 | 0 |

BRAD BUDDIE, OG, 6-5, 253, Kansas City, MO (Rockhurst), #71

USC's first Lombardi Award winner...1979 unanimous All-American...1976-77-78-79 letterman and starter...USC went 42-6-1 in his career...Was a member of USC's 1978 national championship team...USC was second in the final AP poll in 1976, 13th in 1977 and second in 1979...Played in the 1977, 1979 and 1980 Rose Bowls and 1977 Bluebonnet Bowl...Was runner-up for 1979 Outland Trophy...Was first freshman to start a USC season opener since World War II...Inducted into National Football Foundation's College Football Hall of Fame in 1998...Was a 3-time All-Conference first teamer (1977-78-79)...Won USC's Offensive Player of the Year Award in 1979...Won USC's Davis-Teschke Award (Most Inspirational Player) in 1979...Played in 1980 Hula Bowl and Japan Bowl...Was a 1979 Playboy Pre-Season All-American...Recipient of NCAA Post-Graduate Scholarship in 1979...Was drafted in the first round (11th pick) of the 1980 NFL draft by the Chiefs and played for the Chiefs (1980-86)...Son of ex-Chiefs All-Pro Ed Budde...Inducted into USC Athletic Hall of Fame in 2001...Made Pac-12 All-Century Team in 2015...Born 5-9-59 in Detroit, Mich...After USC and NFL, became a physical therapist

DENNIS JOHNSON, ILB, 6-4, 230, Flint, MI (Northwestern), #56

1979 All-American...1977-78-79 letterman...USC went 31-5-1 in his career...Was a member of USC's 1978 national championship team...USC was 13th in the final AP poll in 1977 and second in 1979...Played in the 1979 and 1980 Rose Bowls and 1977 Bluebonnet Bowl...USC captain in 1979...Was a 2-time All-Conference first teamer (1978-79)...Played in 1980 Hula Bowl and Senior Bowl...USC's leading tackler in 1977 (105), 1978 (124) and 1979 (114)...Was drafted in the fourth round of the 1980 NFL draft by the Vikings and played for the Vikings (1980-85) and Buccaneers (1985)...Inducted into the Greater Flint Area Sports Hall of Fame in 1991...Born 6-19-58 in Flint, Mich...After USC and NFL, became a cleaning business owner and real estate financing executive

| Year | TAC | LS/YDS | DFL | FR | INT | YDS | AVG | TD |
|---------------|------------|-------------|-----------|----------|----------|-----------|-------------|----------|
| 1977 | 105 | 2/7 | 5 | 1 | 0 | 0 | 0.0 | 0 |
| 1978 | 124 | 4/15 | 7 | 1 | 1 | 0 | 0.0 | 0 |
| 1979 | 114 | 3/16 | 3 | 0 | 2 | 53 | 26.5 | 0 |
| CAREER | 343 | 9/38 | 15 | 2 | 3 | 53 | 17.7 | 0 |

PAUL McDONALD, QB, 6-2, 180, Covina (Bishop Amat), #16

1979 All-American...1977-78-79 letterman...USC went 31-5-1 in his career...Was a member of USC's 1978 national championship team...USC was 13th in the final AP poll in 1977 and second in 1979...Played in the 1979 and 1980 Rose Bowls and 1977 Bluebonnet Bowl...Was sixth in 1979 Heisman Trophy voting...Was a 1979 All-Conference first teamer...Was USC's MVP in 1979...Won USC's Player of the Game versus Notre Dame Award in 1978...Won USC's Gloomy Gus Henderson Award (most minutes played) in 1979...Won USC's Football Alumni Club Award (highest grade point average) in 1978...Played in the 1980 Hula Bowl...USC's passing leader in 1978 (115 completions) and 1979 (164 completions)...USC's total offense leader in 1979 (2149 yards)...Is 13th on USC's career passing list (299 completions)...Is 16th on USC's career total offense list (3877 yards)...Had 6 200-yard passing games in his career (including since-broken USC record 380 yards versus Arizona in 1979)...Led Pac-10 in passing in 1978 (151.5 average)...Winner of NCAA Today's Top Six Award in 1979...Recipient of NCAA Post-Graduate Scholarship in 1979...Was a 1979 National Football Foundation Scholar-Athlete...Was a 1979 Academic All-American first teamer...Was drafted in the fourth round of the 1980 NFL draft by the Browns and played for the Browns (1980-85) and Cowboys (1986-87)...Son, Michael, was a quarterback for USC (2005-07)...Born 2-23-58 in Montebello, Calif...After USC and NFL, became an investment banker, business marketing company owner, title insurance executive and was an award-winning radio analyst on USC football games from 1998 to 2013

| Year | PA | PC | PI | PCT | YDS | TD | TCB | YDS | AVG | TD |
|---------------|------------|------------|-----------|-------------|-------------|-----------|-----------|-------------|-------------|----------|
| 1976 | 7 | 3 | 0 | .429 | 34 | 0 | 2 | -5 | -2.5 | 0 |
| 1977 | 27 | 17 | 0 | .630 | 191 | 0 | 5 | -5 | -1.0 | 0 |
| 1978 | 203 | 115 | 7 | .567 | 1690 | 19 | 52 | -177 | -3.4 | 0 |
| 1979 | 264 | 164 | 6 | .621 | 2223 | 18 | 34 | -74 | -2.2 | 0 |
| CAREER | 501 | 299 | 13 | .597 | 4138 | 37 | 93 | -261 | -2.8 | 0 |

RONNIE LOTT, S, 6-2, 200, Rialto (Eisenhower), #42

1980 unanimous All-American...1977-78-79-80 letterman...USC went 39-7-2 in his career...Was a member of USC's 1978 national championship team...USC was 13th in the final AP poll in 1977, second in 1979 and 11th in 1980...Played in the 1979 and 1980 Rose Bowls and 1977 Bluebonnet Bowl...USC captain in 1980...Inducted into National Football Foundation's College Football Hall of Fame in 2002...Was a 2-time All-Conference first teamer (1979-80)...Was USC's MVP in 1980...Shared USC's Defensive Player of the Year Award (with Dennis Smith) in 1980...Won USC's Davis-Teschke Award (Most Inspirational Player) in 1980...Won USC's Defensive Player of the Game versus UCLA Award in 1979 and 1980...Played in the 1981 Hula Bowl...Was a 1980 Playboy Pre-Season All-American...Led USC in interceptions in 1979 (3) and 1980 (8)...Tied for fourth on USC's career interception list (14, including 1 intercepted fumble)...Was drafted in the first round (eighth pick) of the 1981 NFL draft by the 49ers and played for the 49ers (1981-90), Raiders (1991-92), Jets (1993-94) and Chiefs (1995)...Played in Super Bowls XVI, XIX, XXIII and XXIV...Inducted into Pro Football Hall of Fame in 2000...Inducted into the USC Athletic Hall of Fame in 1995 and Pac-12 Hall of Honor in 2019...Made Pac-12 All-Century Team in 2015 (Defensive Player of the Century)...Also played basketball briefly at USC in 1980...Born 5-8-59 in Albuquerque, N.M...After USC and NFL, became a television sports commentator and business entrepreneur

| Year | TAC | LS/YDS | DFL | FR | INT | YDS | AVG | TD |
|---------------|------------|--------------|-----------|-----------|------------|------------|-------------|----------|
| 1977 | 27 | 0/0 | 5 | 1 | 0 | 0 | 0.0 | 0 |
| 1978 | 63 | 5/20 | 7 | 4 | 3 | 49 | 16.3 | 0 |
| 1979 | 74 | 7/26 | 9 | 2 | 3 | 76 | 25.3 | 1 |
| 1980 | 86 | 5/22 | 16 | 3 | 8 | 166 | 20.8 | 1 |
| CAREER | 250 | 22/68 | 37 | 10 | 14* | 291 | 20.8 | 2 |

*includes 1 intercepted fumble

KEITH VAN HORNE, OT, 6-7, 265, Fullerton (Fullerton), #68

1980 consensus All-American...1977-78-79-80 letterman...USC went 39-7-2 in his career...Was a member of USC's 1978 national championship team...USC was 13th in the final AP poll in 1977, second in 1979 and 11th in 1980...Played in the 1979 and 1980 Rose Bowls and 1977 Bluebonnet Bowl...USC captain in 1980...Was a 2-time All-Conference first teamer (1979-80)...Won USC's Offensive Player of the Year Award in 1980...Won USC's Offensive Player of the Game versus UCLA Award in 1980...Played in 1981 Hula Bowl...Was a 1980 Playboy Pre-Season All-American...Was drafted in the first round (11th pick) of the 1981 NFL draft by the Bears and played for the Bears (1981-93)...Played in Super Bowl XX...Born 11-6-57 in Mt. Lebanon, Penn...After USC and NFL, became a radio broadcaster



USC ALL-AMERICANS

ROY FOSTER, OG, 6-4, 265, Los Angeles (Shawnee Mission West, KS), #64
 1980-81 All-American (consensus in 1981)...1978-79-80-81 letterman...USC was 40-6-2 in his career...Was a member of USC's 1978 national championship team...USC was second in the final AP poll in 1979, 11th in 1980 and 14th in 1981...Played in the 1979 and 1980 Rose Bowls and 1982 Fiesta Bowl...Won the Pac-10 Morris Trophy in 1980 and 1981...Was a 3-time All-Conference first teamer (1979-80-81)...Won USC's Offensive Player of the Year Award in 1981...Won USC's Gloomy Gus Henderson Award (most minutes played) in 1981...Won USC's Howard Jones Incentive Award (greatest increase in GPA) in 1980...Played in the 1982 Hula Bowl...Was a 1981 Playboy Pre-Season All-American...Was drafted in the first round of the 1982 NFL draft by the Dolphins and played for the Dolphins (1982-90) and 49ers (1991-93)...Played in Super Bowls XVII and XIX...Born 5-24-60 in Los Angeles, Calif.

MARCUS ALLEN, TB-FB, 6-2, 202, San Diego (Lincoln), #33
 USC's fourth Heisman Trophy winner (1981)...1981 unanimous All-American...1978-79-80-81 letterman...USC was 40-6-2 in his career...Was a member of USC's 1978 national championship team...USC was second in the final AP poll in 1979, 11th in 1980 and 14th in 1981...Played in the 1979 and 1980 Rose Bowls and 1982 Fiesta Bowl...USC captain in 1981...Set or tied 16 NCAA records and 16 USC records...Was first collegian to break 2,000 rushing yards in regular season (2342 yards in 1981)...Inducted into National Football Foundation's College Football Hall of Fame in 2000...Won the Walter Camp Award (national player of the year) in 1981...Won the 1981 Maxwell Award (nation's top player)...Won the 1981 Pop Warner Award (most valuable senior on the Pacific Coast)...Was the Pac-10 Player of the Year in 1981...Was a 2-time All-Conference first teamer (1980-81)...Was USC's MVP in 1981...Won USC's Offensive Player of the Game versus UCLA Award in 1981...Played in the 1982 Hula Bowl...USC's rushing leader in 1980 (1563 yards) and 1981 (2427 yards, tops in USC history)...Led Pac-10 in rushing in 1980 (156.3 average) and 1981 (NCAA leading 212.9 average)...USC's total offense leader in 1980 (1620 yards) and 1981 (2427 yards)...USC's receiving leader in 1980 (30 catches) and 1981 (34 catches)...USC's scoring leader in 1980 (84 points) and 1981 (138 points)...Led NCAA in scoring in 1981 (12.5 average)...Led NCAA in all-purpose running in 1980 (179.4 average) and 1981 (232.6 average)...Is second on USC's career rushing list (4810 yards)...Is 11th on USC's career total offense list (4867 yards)...Had 21 100-yard rushing games in his career...Was drafted in the first round (10th pick) of the 1982 NFL draft by the Raiders and played for the Raiders (1982-92) and Chiefs (1993-97)...Played in Super Bowl XVIII, earning MVP honors...Inducted into Pro Football Hall of Fame in 2003...Inducted into the USC Athletic Hall of Fame in 1995...Made Pac-12 All-Century Team in 2015...Born 3-26-60 in San Diego, Calif...After USC and NFL, became a television sports commentator

| Year | TCB | YDS | AVG | TD | PA | PC | PI | PCT | YDS | TD |
|---------------|------------|-------------|------------|-----------|----------|----------|----------|-------------|-----------|----------|
| 1978 | 31 | 171 | 5.5 | 1 | 0 | 0 | 0 | .000 | 0 | 0 |
| 1979 | 114 | 649 | 5.7 | 8 | 0 | 0 | 0 | .000 | 0 | 0 |
| 1980 | 354 | 1563 | 4.4 | 14 | 2 | 2 | 0 | 1.000 | 57 | 1 |
| 1981 | 433 | 2427 | 5.6 | 22 | 2 | 0 | 0 | .000 | 0 | 0 |
| CAREER | 932 | 4810 | 5.2 | 45 | 4 | 2 | 0 | .500 | 57 | 0 |

| Year | REC | YDS | AVG | TD |
|---------------|-----------|------------|------------|----------|
| 1978 | 0 | 0 | 0.0 | 0 |
| 1979 | 22 | 314 | 14.3 | 0 |
| 1980 | 30 | 231 | 7.7 | 0 |
| 1981 | 34 | 256 | 7.5 | 1 |
| CAREER | 86 | 801 | 9.3 | 1 |

CHIP BANKS, ILB-OLB, 6-5, 230, Augusta, GA (Laney), #51
 1981 All-American...1978-79-80-81 letterman...USC was 40-6-2 in his career...Was a member of USC's 1978 national championship team...USC was second in the final AP poll in 1979, 11th in 1980 and 14th in 1981...Played in the 1979 and 1980 Rose Bowls and 1982 Fiesta Bowl (he scored USC's only TD on a 20-yard interception)...USC captain in 1981...Was a 2-time All-Conference first teamer (1980-81)...Won USC's Player of the Game versus Notre Dame Award in 1980...Played in the 1982 Hula Bowl...Was a 1981 Playboy Pre-Season All-American...Led USC in interceptions in 1981 (4)...Was drafted in the first round (third pick) of the 1982 NFL draft by the Browns and played for the Browns (1982-86), Chargers (1987) and Colts (1989-93)...Born 9-18-59 in Norman, Okla.

| Year | TAC | LS/YDS | DFL | FR | INT | YDS | AVG | TD |
|---------------|------------|---------------|-----------|----------|----------|-----------|-------------|----------|
| 1978 | 45 | 2/7 | 0 | 1 | 1 | 5 | 5.0 | 0 |
| 1979 | 76 | 12/62 | 6 | 0 | 1 | 0 | 0.0 | 0 |
| 1980 | 107 | 15/101 | 10 | 2 | 2 | 49 | 24.5 | 0 |
| 1981 | 137 | 4/27 | 62 | 4 | 2 | 7 | 6.8 | 1 |
| CAREER | 365 | 33/197 | 22 | 5 | 8 | 81 | 10.1 | 1 |

DON MOSEBAR, DT, 6-7, 270, Visalia (Mt. Whitney), #72
 1982 unanimous All-American...1979-80-81-82 letterman...USC was 36-8-2 in his career...USC was second in the final AP poll in 1979, 11th in 1980, 14th in 1981 and 15th in 1982...Played in the 1980 Rose Bowl and 1982 Fiesta Bowl...Was a 1982 All-Conference first teamer...Won USC's Gloomy Gus Henderson Award (most minutes played) in 1982...Won USC's Howard Jones Incentive Award (greatest increase in GPA) in 1981...Played in the 1983 Hula Bowl...Was a 1982 Playboy Pre-Season All-American...Was on USC's 1981 track team...Was drafted in the first round of the 1983 NFL draft by the Raiders and played for the Raiders (1983-95)...Played in Super Bowl XVIII...Born 9-11-61 in Yakima, Wash.

BRUCE MATTHEWS, OG, 6-5, 265, Arcadia (Arcadia), #66
 1982 consensus All-American...1980-81-82 letterman...USC was 25-8-1 in his career...USC was 11th in the final AP poll in 1980, 14th in 1981 and 15th in 1982...Played in the 1982 Fiesta Bowl...USC captain in 1982...Won the Pac-10 Morris Trophy (offense) in 1982...Was a 2-time All-Conference first teamer (1981-82)...Played in the 1983 Hula Bowl...Was a 1982 Playboy Pre-Season All-American...Was drafted in the first round (ninth pick) of the 1983 NFL draft by the Oilers and played with the Oilers/Titans (1983-2001)...Played in Super Bowl XXXIV...Inducted into Pro Football Hall of Fame in 2007...Inducted into USC Athletic Hall of Fame in 2005...Brother, Clay, was an All-American linebacker for USC (1974-77)...Born 8-8-61 in Raleigh, N.C...After USC and NFL, became an assistant football coach with the NFL's Houston Texans and Tennessee Titans

GEORGE ACHICA, NG, 6-5, 260, San Jose (Andrew Hill), #78
 1982 consensus All-American...1979-80-81-82 letterman...USC was 36-8-2 in his career...USC was second in the final AP poll in 1979, 11th in 1980, 14th in 1981 and 15th in 1982...Played in the 1980 Rose Bowl and 1982 Fiesta Bowl...USC captain in 1982...1979 Lombardi Award runnerup...Won the Pac-10 Morris Trophy (defense) in 1982...Was a 3-time All-Conference first teamer (1980-81-82)...Won USC's Davis-Teschke Award (Most Inspirational Player) in 1982...Won USC's Player of the Game versus Notre Dame Award in 1981...Won USC's Defensive Player of the Game versus UCLA Award in 1981...Played in 1983 Hula Bowl...Was drafted in the third round of the 1983 NFL draft by the Colts and played for the Colts in 1985, as well as the Los Angeles Express in the United States Football League...Born 12-19-60 in American Samoa...After USC and the NFL and USFL, he was in the construction and safety industry

| Year | TAC | LS/YDS | DFL | FR |
|---------------|------------|---------------|----------|----------|
| 1979 | 40 | 8/25 | 0 | 1 |
| 1980 | 69 | 11/46 | 2 | 0 |
| 1981 | 120 | 8/54 | 4 | 1 |
| 1982 | 73 | 6/35 | 1 | 0 |
| CAREER | 302 | 33/160 | 7 | 2 |

TONY SLATON, C, 6-4, 260, Merced (Merced), #73
 1983 consensus All-American...1981-82-83 letterman...USC was 21-12-1 in his career...USC was 14th in the final AP poll in 1981 and 15th in 1982...Played in the 1982 Fiesta Bowl...USC captain in 1983...Was a 3-time All-Conference first teamer (1981-82-83)...Won USC's Offensive Player of the Year Award in 1983...Played in 1984 Hula Bowl and Japan Bowl...Was a 1983 Playboy Pre-Season All-American...Was drafted in the sixth round of the 1984 NFL draft by the Bills and played for the Rams (1984-89)...Born 4-12-61 in Merced, Calif.

JACK DEL RIO, OLB, 6-4, 235, Hayward (Hayward), #52
 1984 consensus All-American...1981-82-83-84 letterman...USC was 30-15-1 in his career...USC was 14th in the final AP poll in 1981, 15th in 1982 and 10th in 1984...Played in the 1982 Fiesta Bowl and 1985 Rose Bowl (he was the Rose Bowl Co-MVP)...1984 Lombardi Award runnerup...Won the 1984 Pop Warner Award (given to the most valuable senior on the Pacific Coast)...Was a 2-time All-Conference first teamer (1982-83)...Won USC's Defensive Player of the Year Award in 1983...Won USC's Defensive Player of the Game versus UCLA Award in 1984...Played in the 1984 East-West Shrine Game and 1985 Japan Bowl...Was a 2-time (1983-84) Playboy Pre-Season All-American...Was drafted in the third round of the 1985 NFL draft by the Saints and played for the Saints (1985-86), Chiefs (1987-88), Cowboys (1989-91) and Vikings (1992-95)...Also played baseball at USC (1983-84)...Inducted into the USC Athletic Hall of Fame in 2015...Born 4-4-63 in Castro Valley, Calif...After USC and NFL, became an NFL assistant and head coach (Jacksonville Jaguars, Oakland Raiders)

| Year | TAC | LS/YDS | DFL | FR | INT | YDS | AVG | TD |
|---------------|------------|---------------|-----------|----------|----------|----------|------------|----------|
| 1981 | 69 | 11/71 | 3 | 0 | 0 | 0 | 0.0 | 0 |
| 1982 | 76 | 18/104 | 8 | 1 | 0 | 0 | 0.0 | 0 |
| 1983 | 99 | 16/119 | 3 | 2 | 1 | 0 | 0.0 | 0 |
| 1984 | 96 | 13/74 | 7 | 2 | 0 | 0 | 0.0 | 0 |
| CAREER | 340 | 58/368 | 21 | 5 | 1 | 0 | 0.0 | 0 |

DUANE BICKETT, OLB-DT-ILB, 6-5, 235, Glendale (Glendale), #80
 1984 All-American...1982-83-84 letterman...USC was 21-12-1 in his career...USC was 15th in the final AP poll in 1982 and 10th in 1984...Played in the 1985 Rose Bowl...Was the Pac-10 Defensive Player of the Year in 1984...Was a 1984 All-Conference first teamer...Won USC's Defensive Player of the Year Award in 1984...Won USC's Player of the Game versus Notre Dame Award in 1983...Won USC's Football Alumni Club Award (highest grade point average) in 1984...Played in 1985 Hula Bowl and Japan Bowl...Recipient of NCAA Post-Graduate Scholarship in 1984...Was a 1984 National Football Foundation Scholar-Athlete...Was a 1984 Academic All-American first teamer...Was drafted in the first round (ninth pick) of the 1985 NFL draft by the Colts and played for the Colts (1985-93), Seahawks (1994-95) and Panthers (1996)...Born 12-1-62 in Los Angeles, Calif.

| Year | TAC | LS/YDS | DFL | FR | INT | YDS | AVG | TD |
|---------------|------------|---------------|-----------|----------|----------|-----------|------------|----------|
| 1981 | 4 | 0/0 | 0 | 0 | 0 | 0 | 0.0 | 0 |
| 1982 | 31 | 3/12 | 3 | 0 | 3 | 7 | 2.3 | 0 |
| 1983 | 105 | 8/31 | 6 | 1 | 2 | 41 | 20.5 | 0 |
| 1984 | 151 | 16/70 | 13 | 0 | 1 | 0 | 0.0 | 0 |
| CAREER | 291 | 27/113 | 22 | 1 | 6 | 48 | 8.0 | 0 |



JEFF BREGEL, OG, 6-4, 280, Granada Hills (Kennedy), #79

2-time (1985-86) consensus All-American...1983-84-85-86 letterman...USC was 26-20-1 in his career...USC was 10th in the final AP poll in 1984...Played in the 1985 Rose Bowl, 1985 Aloha Bowl and 1987 Citrus Bowl...USC captain in 1986...Won the Pac-10 Morris Trophy (offense) in 1985...Was a 2-time All-Conference first teamer (1985-86)...Won USC's Player of the Game versus Notre Dame Award in 1985...Won USC's Football Alumni Club Award (highest grade point average) in 1986...Played in the 1986 East-West Shrine Game...Was a 2-time (1985-86) Playboy Pre-Season All-American...Recipient of NCAA Post-Graduate Scholarship in 1986...Was a 1986 National Football Foundation Scholar-Athlete...Was a 1986 Academic All-American first teamer...Was drafted in the second round of the 1987 NFL draft by the 49ers and played for the 49ers (1987-89)...Born 5-1-64 in Redondo Beach, Calif.

TIM McDONALD, S, 6-3, 205, Fresno (Edison), #6

2-time (1985-86) All-American (consensus in 1986)...1983-84-85-86 letterman...USC was 26-20-1 in his career...USC was 10th in the final AP poll in 1984...Played in the 1985 Rose Bowl, 1985 Aloha Bowl and 1987 Citrus Bowl...USC captain in 1986...Was a 2-time All-Conference first teamer (1985-86)...Was USC's MVP in 1985 and 1986...Played in the 1986 East-West Shrine Game...Was a 2-time (1985-86) Playboy Pre-Season All-American...Tied for USC lead in interceptions in 1985 (4)...Is tied for 13th on USC career interception list (11, including 2 intercepted fumbles)...Set USC record for longest run with intercepted fumble (99 yards versus Baylor in 1986)...Was drafted in the second round of the 1987 NFL draft by the Cardinals and played for the Cardinals (1987-92) and 49ers (1993-99)...Played in Super Bowl XXIX...Son, T.J., was an All-American safety at USC (2009-12) and they became the first father-son All-American first teamers and captains in USC history...Born 1-6-65 in Fresno, Calif...After USC and NFL, became a high school head coach and NFL assistant coach

| Year | TAC | LS/YDS | DFL | FR | INT | YDS | AVG | TD |
|---------------|------------|--------------|-----------|----------|------------|------------|-------------|----------|
| 1983 | 19 | 0/0 | 0 | 2 | 0 | 0 | 0.0 | 0 |
| 1984 | 78 | 1/1 | 21 | 1 | 4 | 50 | 12.5 | 0 |
| 1985 | 102 | 3/20 | 17 | 1 | 4 | 13 | 3.3 | 0 |
| 1986 | 140 | 6/33 | 10 | 3 | 3 | 166 | 55.3 | 1 |
| CAREER | 339 | 10/54 | 48 | 7 | 11* | 229 | 20.8 | 1 |

*Includes 2 intercepted fumbles

DAVE CADIGAN, DT, 6-5, 280, Newport Beach (Newport Harbor), #66

1987 consensus All-American...1985-86-87 letterman...USC was 21-15 in his career...USC was 18th in the final AP poll in 1987...Played in the 1985 Aloha Bowl, 1987 Citrus Bowl and 1988 Rose Bowl...USC captain in 1987...Was a 1987 All-Conference first teamer...Played in the 1987 East-West Shrine Game...Was drafted in the first round (eighth pick) of the 1988 NFL draft by the Jets and played for the Jets (1988-93) and Bengals (1994)...Born 4-6-65 in Boston, Mass.

ERIK AFFHOLTER, SE-PK, 6-1, 190, Agoura (Oak Park), #42

1988 All-American...1985-86-87-88 letterman...USC was 31-17 in his career...USC was 18th in the final AP poll in 1987 and seventh in 1988...Played in the 1985 Aloha Bowl, 1987 Citrus Bowl and 1988 and 1989 Rose Bowls...Was a 1988 All-Conference first teamer...Won USC's Offensive Player of the Year Award in 1988...Won USC's Offensive Player of the Game versus Notre Dame Award in 1987 and 1988...Shared USC's Offensive Player of the Game versus UCLA Award in 1987...Won USC's Howard Jones Incentive Award (greatest increase in GPA) in 1988...Played in the 1988 East-West Shrine Game and 1989 Hula Bowl...Led USC in receiving in 1987 (44 catches) and 1988 (68 catches)...Is 20th on USC's career receiving list (123 catches)...Had 6 100-yard receiving games in his career...Was drafted in the fourth round of the 1989 NFL draft by the Redskins and played for Packers in 1991...Born 4-10-66 in Detroit, Mich...After USC and NFL, became a producer of business commercials, restaurant owner and high school assistant football coach

| Year | REC | YDS | AVG | TD | FGA | FGM | PAT | ATT | PAT |
|---------------|------------|-------------|-------------|-----------|----------|----------|----------|----------|----------|
| 1985 | 0 | 0 | 0.0 | 0 | 0 | 0 | 0 | 0 | 0 |
| 1986 | 11 | 136 | 12.4 | 1 | 0 | 0 | 0 | 0 | 0 |
| 1987 | 44 | 649 | 14.8 | 4 | 3 | 1 | 0 | 0 | 0 |
| 1988 | 68 | 952 | 14.0 | 8 | 0 | 0 | 3 | 2 | 2 |
| CAREER | 123 | 1737 | 14.1 | 13 | 3 | 1 | 3 | 2 | 2 |

MARK CARRIER, S, 6-1, 185, Long Beach (Long Beach Poly), #7

USC's first Thorpe Award winner in 1989...2-time (1988-89) All-American (unanimous in 1989)...1987-88-89 letterman...USC was 27-8-1 in his career...USC was 18th in the final AP poll in 1987, seventh in 1988 and eighth in 1989...Played in the 1987 Citrus Bowl and the 1988, 1989 and 1990 Rose Bowls...Was a 2-time All-Conference first teamer (1988-89)...Won USC's Defensive Player of the Game versus Notre Dame Award in 1989...Won USC's Defensive Player of the Game versus UCLA Award in 1987 and 1989...Was a 1989 Playboy Pre-Season All-American...Led USC in interceptions in 1989 (7)...Led the Pac-10 in interceptions in 1989 (0.64)...Is tied for sixth on USC's career interception list (13)...Nickname was Aircraft...Was drafted in the first round (sixth pick) of the 1990 NFL draft (as a junior) by the Bears and played for the Bears (1990-96), Lions (1997-99) and Redskins (2000)...Inducted into the USC Athletic Hall of Fame in 2007...Made Pac-12 All-Century Team in 2015...Born 4-28-68 in Lake Charles, La...After USC and NFL, became a radio sports commentator and a college and pro football assistant coach (Arizona State, Baltimore Ravens, New York Jets, Cincinnati Bengals)

| Year | TAC | LS/YDS | DFL | FR | INT | YDS | AVG | TD |
|---------------|------------|--------------|-----------|----------|-----------|------------|-------------|----------|
| 1987 | 115 | 3/9 | 7 | 3 | 4 | 54 | 13.5 | 0 |
| 1988 | 114 | 0/0 | 17 | 0 | 2 | 23 | 11.5 | 0 |
| 1989 | 107 | 8/12 | 10 | 3 | 7 | 58 | 8.3 | 0 |
| CAREER | 336 | 11/21 | 34 | 6 | 13 | 135 | 10.4 | 0 |

RODNEY PEETE, QB, 6-2, 195, Green Bay, WI (Shawnee Mission South, Mission, KS), #16

1988 All-American...1985-86-87-88 letterman...USC was 31-17 in his career...USC was 18th in the final AP poll in 1987 and seventh in 1988...Played in the 1985 Aloha Bowl, 1987 Citrus Bowl and 1988 and 1989 Rose Bowls (he threw 2 TD passes in the 1988 game and ran for 2 TDs in the 1989 game)...USC captain in 1988...Was the 1988 Heisman Trophy runnerup...Won the 1988 Johnny Unitas Golden Arm Award (nation's top senior quarterback)...Won the 1988 Pop Warner Award (most valuable senior on the Pacific Coast)...Was the 1988 Pac-10 Offensive Player of the Year...Was a 1988 All-Conference first teamer...Was USC's MVP in 1987 and 1988...Won USC's Offensive Player of the Year Award in 1986 and 1987...Won USC's Offensive Player of the Game versus UCLA Award in 1986, 1987 and 1988...Played in the 1988 East-West Shrine Game and 1989 Hula Bowl...USC's passing leader in 1986 (160 completions), 1987 (197 completions) and 1988 (223 completions)...USC's total offense leader in 1986 (2262 yards), 1987 (2854 yards) and 1988 (2880 yards)...Is sixth on USC's career passing list (630 completions)...Set 2 USC career passing records and 1 single game passing record...Had 19 200-yard passing games in his career...Is fifth on USC's career total offense list (8640 yards)...Set 2 USC career total offense records...Nickname was Sweet Peete...Was drafted in the sixth round of the 1989 NFL draft by the Lions and played for the Lions (1989-93), Cowboys (1994), Eagles (1995-98), Redskins (1999), Raiders (2000-01) and Panthers (2002-04)...Played in Super Bowl XXXVIII...Also played baseball at USC (1985-87-88)...Inducted into USC Athletic Hall of Fame in 2009...Born 3-16-66 in Mesa, Ariz...After USC and NFL, became a TV sports talk show host

| Year | PA | PC | PI | PCT | YDS | TD | TCB | YDS | AVG | TD |
|---------------|-------------|------------|-----------|-------------|-------------|-----------|------------|------------|------------|-----------|
| 1985 | 85 | 50 | 3 | .588 | 566 | 5 | 49 | 78 | 1.6 | 1 |
| 1986 | 305 | 160 | 15 | .525 | 2138 | 10 | 103 | 124 | 1.2 | 3 |
| 1987 | 332 | 197 | 12 | .593 | 2709 | 21 | 70 | 145 | 2.1 | 3 |
| 1988 | 359 | 223 | 12 | .621 | 2812 | 18 | 68 | 68 | 1.0 | 5 |
| CAREER | 1081 | 630 | 42 | .583 | 8225 | 54 | 290 | 415 | 1.4 | 12 |

TIM RYAN, DT, 6-5, 260, San Jose (Oak Grove), #99

2-time (1988-89) All-American (consensus in 1989)...1986-87-88-89 letterman...USC was 34-13-1 in his career...USC was 18th in the final AP poll in 1987, seventh in 1988 and eighth in 1989...Played in the 1987 Citrus Bowl and 1988, 1989 and 1990 Rose Bowls...USC captain in 1989...Was the 1989 Lombardi Award runnerup...Won the 1989 Pop Warner Award (given to the most valuable senior on the Pacific Coast)...Was a 2-time All-Conference first teamer (1988-89)...Won USC's Defensive Player of the Game versus Notre Dame Award in 1987...Shared USC's Defensive Player of the Game versus UCLA Award in 1988...Played in the 1990 Hula Bowl...Was a 1989 Playboy Pre-Season All-American...Was a 5-time Junior Olympics boxing champion as a youth...Was drafted in the third round of the 1990 NFL draft by the Bears and played with the Bears (1990-93)...Born 9-8-67 in Memphis, Tenn...After USC and NFL, became a building maintenance company owner, then was part of the radio broadcast team on USC football games (1998-2001) and a NFL analyst on TV

| Year | TAC | LS/YDS | DFL | FR | INT | YDS | AVG | TD |
|---------------|------------|---------------|-----------|----------|----------|-----------|------------|----------|
| 1986 | 102 | 3/24 | 4 | 0 | 1 | 5 | 5.0 | 0 |
| 1987 | 109 | 11/56 | 6 | 4 | 1 | 8 | 8.0 | 0 |
| 1988 | 75 | 13/55 | 8 | 1 | 0 | 0 | 0.0 | 0 |
| 1989 | 103 | 28/127 | 1 | 1 | 0 | 0 | 0.0 | 0 |
| CAREER | 389 | 55/262 | 19 | 6 | 2 | 13 | 6.5 | 0 |

CLEVELAND COLTER, S, 6-1, 195, Tempe, AZ (McClintock), #8

1988 All-American...1986-87-88-89 letterman...USC was 34-13-1 in his career...USC was 18th in the final AP poll in 1987, seventh in 1988 and eighth in 1989...Played in the 1987 Citrus Bowl and 1988, 1989 and 1990 Rose Bowls...1988 All-Conference first teamer...Played in the 1989 East-West Shrine Game...Led USC in interceptions in 1987 (6)...Is tied for 18th on USC's career interception list (10)...Nickname was Cadillac...Born 7-15-68 in Tucson, Ariz.

| Year | TAC | LS/YDS | DFL | FR | INT | YDS | AVG | TD | KOR | YDS | AVG | TD |
|---------------|------------|-------------|-----------|----------|-----------|------------|-------------|----------|-----------|------------|-------------|----------|
| 1986 | 33 | 0/0 | 3 | 0 | 1 | 1 | 1.0 | 0 | 8 | 168 | 21.0 | 0 |
| 1987 | 100 | 5/13 | 13 | 1 | 6 | 114 | 19.0 | 1 | 15 | 291 | 19.4 | 0 |
| 1988 | 81 | 0/0 | 12 | 1 | 3 | 58 | 19.3 | 1 | 0 | 0 | 0.0 | 0 |
| 1989 | 89 | 1/3 | 6 | 0 | 0 | 0 | 0.0 | 0 | 0 | 0 | 0.0 | 0 |
| CAREER | 303 | 6/16 | 34 | 2 | 10 | 173 | 17.3 | 2 | 23 | 459 | 20.0 | 0 |

Year PR YDS AVG TD

| | | | | |
|---------------|-----------|-----------|------------|----------|
| 1986 | 0 | 0 | 0.0 | 0 |
| 1987 | 0 | 0 | 0.0 | 0 |
| 1988 | 13 | 52 | 4.0 | 0 |
| 1989 | 4 | -4 | -1.3 | 0 |
| CAREER | 17 | 48 | 2.8 | 0 |

JUNIOR SEAU, OLB, 6-3, 245, Oceanside (Oceanside), #55

1989 All-American...1988-89 letterman...USC was 19-4-1 in his career...USC was seventh in the final AP poll in 1988 and eighth in 1989...Played in the 1989 and 1990 Rose Bowls...Was the 1989 Pac-10 Defensive Player of the Year...Was a 1989 All-Conference first teamer...Was USC's MVP in 1989...Won USC's Defensive Player of the Year Award in 1989...Was drafted in the first round (fifth pick) of the 1990 NFL draft (as a junior) by the Chargers and played for the Chargers (1990-2002), Dolphins (2003-05) and Patriots (2006-09)...Played in Super Bowl XXIX and XLII...Inducted into Pro Football Hall of Fame in 2015...Inducted into USC Athletic Hall of Fame in 2009...Made Pac-12 All-Century Team in 2015...Daughter, Sydney, played on USC women's sand volleyball team in 2013...Born 1-19-69 in San Diego, Calif...Was a restaurant owner...Died 5-2-12 in Oceanside, Calif, at age 43



USC ALL-AMERICANS

| Year | TAC | LOSS/YDS | DFL | FR | INT | YDS | AVG | TD |
|---------------|------------|---------------|-----------|----------|----------|-----------|-------------|----------|
| 1988 | 35 | 6/40 | 2 | 2 | 0 | 0 | 0.0 | 0 |
| 1989 | 72 | 27/148 | 12 | 2 | 1 | 21 | 21.0 | 0 |
| CAREER | 107 | 33/188 | 14 | 4 | 1 | 21 | 21.0 | 0 |

MARK TUCKER, OG, 6-3, 270, Los Angeles (Banning), #75

1989 All-American...1987-88-89-90 letterman...USC was 35-12-2 in his career...USC was 18th in the final AP poll in 1987, seventh in 1988, eighth in 1989 and 20th in 1990...Played in the 1988, 1989 and 1990 Rose Bowls and the 1990 John Hancock Bowl...Was a 2-time All-Conference first teamer (1988-90)...Played in the 1991 Hula Bowl...Was drafted in the seventh round of the 1991 NFL draft by the Falcons and played for the Cardinals (1993-94), and also played in Arena Football...Born 4-29-68 in Spokane, Wash.

SCOTT ROSS, ILB, 6-2, 235, El Toro (El Toro), #35

1990 All-American...1987-88-89-90 letterman...USC was 35-12-2 in his career...USC was 18th in the final AP poll in 1987, seventh in 1988, eighth in 1989 and 20th in 1990...Played in the 1988, 1989 and 1990 Rose Bowls and the 1990 John Hancock Bowl...Was a 3-time All-Conference first teamer (1988-89-90)...Was USC's MVP in 1990...Won USC's Defensive Player of the Year Award in 1990...Won USC's Davis-Teschke Award (Most Inspirational Player) in 1990...Won USC's Defensive Player of the Game versus Notre Dame Award in 1988 and 1990...Played in the 1990 East-West Shrine Game and 1991 Hula Bowl...Was drafted in the 11th round of the 1991 NFL draft by the Saints and played for the Saints (1991)...Born 12-7-68 in Sacramento, Calif...Died 9-21-14 in Lafayette, La., at age 45

| Year | TAC | LS/YDS | DFL | FR | INT | YDS | AVG | TD |
|---------------|------------|--------------|-----------|----------|----------|-----------|------------|----------|
| 1987 | 66 | 3/4 | 3 | 0 | 0 | 0 | 0.0 | 0 |
| 1988 | 137 | 12/28 | 3 | 4 | 0 | 0 | 0.0 | 0 |
| 1989 | 98 | 5/11 | 3 | 0 | 1 | 11 | 11.0 | 0 |
| 1990 | 81 | 7/19 | 7 | 1 | 2 | 9 | 4.5 | 0 |
| CAREER | 382 | 27/62 | 16 | 5 | 3 | 20 | 6.7 | 0 |

CURTIS CONWAY, FL-QB, 6-2, 180, Los Angeles (Hawthorne), #3

1992 All-American...1990-91-92 letterman...USC went 17-17-2 in his career... Played in the 1990 John Hancock Bowl and 1992 Freedom Bowl...USC was 20th in the final AP poll in 1990...Was a 2-time All-Conference first teamer (1991-92)...Was USC's MVP in 1991 and 1992...Won USC's Offensive Player of the Year Award in 1992...USC's co-leader in receiving in 1992 (49 catches)... USC's leader in punt returns in 1990 (161 yards), 1991 (172 yards) and 1992 (346 yards)...USC's leader in kickoff returns in 1990 (555 yards), 1991 (493 yards) and 1992 (675 yards)...Is third on USC's career punt return list (679 yards)...Is second on USC's career kickoff return list (1723 yards)...Set 2 USC career kickoff return records...Set USC record for longest punt return (96 yards versus Oregon in 1992)...Had 2 100-yard receiving games in his career... Nickname was Comet...Also was a sprinter for USC's track team (1991-92)... Was drafted in the first round (seventh pick) of the 1993 NFL draft (as a junior) by the Bears and played for the Bears (1993-99), Chargers (2000-02), Jets (2003) and 49ers (2004)...Born 1-13-71 in Los Angeles, Calif...After USC and NFL, became a sports radio and TV analyst

| Year | REC | YDS | AVG | TD | PR | YDS | AVG | TD | KOR | YDS | AVG | TD |
|---------------|-----------|-------------|-------------|----------|-----------|------------|-------------|----------|-----------|-------------|-------------|----------|
| 1990 | 1 | 0 | 0.0 | 0 | 12 | 161 | 13.4 | 1 | 26 | 555 | 21.4 | 0 |
| 1991 | 21 | 240 | 11.4 | 1 | 24 | 172 | 7.2 | 0 | 20 | 493 | 24.7 | 0 |
| 1992 | 49 | 764 | 15.6 | 5 | 31 | 346 | 11.2 | 1 | 27 | 675 | 25.0 | 1 |
| CAREER | 71 | 1004 | 14.2 | 6 | 67 | 679 | 10.2 | 2 | 73 | 1723 | 23.6 | 1 |

| Year | PA | PC | PI | PCT | YDS | TD | TCB | YDS | AVG | TD |
|---------------|----------|----------|----------|-------------|-----------|----------|-----------|-----------|------------|----------|
| 1990 | 1 | 1 | 0 | 1.000 | 9 | 1 | 4 | 21 | 5.3 | 0 |
| 1991 | 2 | 1 | 1 | .500 | 10 | 0 | 18 | 29 | 1.6 | 1 |
| 1992 | 2 | 2 | 0 | 1.000 | 80 | 1 | 6 | 37 | 6.2 | 1 |
| CAREER | 5 | 4 | 1 | .800 | 99 | 2 | 28 | 87 | 3.1 | 2 |

TONY BOSELLI, OT, 6-8, 305, Boulder, CO (Fairview), #71

2-time (1992-94) All-American (consensus in 1994)...1991-92-93-94 letterman...USC was 25-21-2 in his career...USC was 13th in the final AP poll in 1994...Played in the 1992 and 1993 Freedom Bowls and 1995 Cotton Bowl... USC captain in 1994...Inducted into National Football Foundation's College Football Hall of Fame in 2014...Won the Pac-10 Morris Trophy (offense) in 1994...Was a 3-time All-Conference first teamer (1991-92-94)...Was USC's MVP in 1994...Won USC's Offensive Player of the Year Award in 1991...Won USC's Gloomy Gus Henderson Award (most minutes played) in 1991...Won USC's Howard Jones/Football Alumni Club Academic Award (highest grade point average) in 1994...Was a 3-time (1992-93-94) Playboy Pre-Season All-American (the first from any school)...Was a 1994 National Football Foundation Scholar-Athlete...Inducted into the Cotton Bowl Hall of Fame in 2016...Was drafted in the first round (second pick) of the 1995 NFL draft by the Jaguars and played for the Jaguars (1995-2001) and Texans (2002)...Inducted into USC Athletic Hall of Fame in 2012...Made Pac-12 All-Century Team in 2015...Born 4-17-72 in Modesto, Calif...After USC and the NFL, became a sports radio talk show host and game analyst

JOHNNIE MORTON, WR-SE, 6-0, 190, Torrance (South), #80

1993 consensus All-American...1990-91-92-93 letterman...USC went 25-22-2 in his career...USC was 20th in the final AP poll in 1990...Played in the 1990 John Hancock Bowl and 1992 and 1993 Freedom Bowls...Won the 1993 Pop Warner Award (given to the most valuable senior on the Pacific Coast)...Was a 1993 All-Conference first teamer...Was USC's MVP in 1993...Played in the 1993 East-West Shrine Game and 1994 Hula Bowl...Led USC in receiving in 1991 (49 catches), 1992 (49 catches) and 1993 (88 catches)...Led the Pac-10 in receptions (6.5 average) and receiving yards (114.4 average) in 1993...Led USC in scoring in 1993 (86 points)...Is seventh on USC's career receiving list (201 catches)...Set 2 USC career receiving records and 3 USC season receiving records and 2 USC single game receiving records...Had 13 100-yard receiving games in his career...Was drafted in the first round of the 1994 NFL draft by the Lions and played for the Lions (1994-2001), Chiefs (2002-04) and 49ers (2005)...Brother, Chad, was a tailback/defensive back for USC (1986-99) who played in the NFL...Born 10-7-71 in Inglewood, Calif.

| Year | REC | YDS | AVG | TD | 2XP | KOR | YDS | AVG | TD |
|---------------|------------|-------------|-------------|-----------|----------|----------|------------|-------------|----------|
| 1990 | 15 | 263 | 17.5 | 3 | 0 | 5 | 100 | 20.0 | 0 |
| 1991 | 49 | 662 | 13.5 | 0 | 0 | 4 | 59 | 14.8 | 0 |
| 1992 | 49 | 756 | 15.4 | 6 | 0 | 0 | 0 | 0.0 | 0 |
| 1993 | 88 | 1520 | 17.3 | 14 | 1 | 0 | 0 | 0.0 | 0 |
| CAREER | 201 | 3201 | 15.9 | 23 | 1 | 9 | 159 | 17.7 | 0 |

KEYSHAWN JOHNSON, WR, 6-4, 210, Los Angeles (Dorsey/West Los Angeles CC), #3

1995 unanimous All-American...1994-95 letterman...USC was 17-5-2 in his career...USC was 13th in the final AP poll in 1994 and 12th in 1995...Played in the 1995 Cotton Bowl (he was the Cotton Bowl Offensive MVP, catching 8 passes for a game record 222 yards and a game record 3 TDs) and 1996 Rose Bowl (he was the Rose Bowl MVP, catching 12 passes for a game record 216 yards and 1 TD)...Was seventh in the 1995 Heisman Trophy voting...Won the 1995 Pop Warner Award (given to the most valuable senior on the Pacific Coast)...Was the 1995 Pac-10 Offensive Player of the Year...Was a 2-time All-Conference first teamer (1994-95)...Was USC's MVP in 1995...Won USC's Player of the Game versus UCLA Award in 1995...Was a 1995 Playboy Pre-Season All-American...Led USC in receiving in 1994 (66 catches) and 1995 (102 catches)... Led the Pac-10 in receptions (8.2 average) in 1995...Led the Pac-10 in receiving yards in 1994 (114.0 average) and 1995 (110.7 average)...Led USC in scoring in 1995 (42 points)...Is 11th on USC's career receiving list (168 catches)...Set 2 USC career receiving records, 2 USC season receiving records and 1 USC single game record...Had 17 100-yard receiving games and 12 8-reception games in his career...Inducted into the Cotton Bowl Hall of Fame in 2007... Was chosen by the Jets as the No. 1 pick of the 1996 NFL draft and played for the Jets (1996-99), Buccaneers (2000-03), Cowboys (2004-05) and Panthers (2006)...Played in Super Bowl XXXVII...Inducted into USC Athletic Hall of Fame in 2012...Made Pac-12 All-Century Team in 2015...Born 7-22-72 in Los Angeles, Calif...Is a land developer and NFL analyst on TV

| Year | REC | YDS | AVG | TD | KOR | YDS | AVG | TD |
|---------------|------------|-------------|-------------|-----------|----------|-----------|-------------|----------|
| 1994 | 66 | 1362 | 20.6 | 9 | 1 | 22 | 22.0 | 0 |
| 1995 | 102 | 1434 | 14.1 | 7 | 1 | 17 | 17.0 | 0 |
| CAREER | 168 | 2796 | 16.6 | 16 | 2 | 39 | 19.5 | 0 |

CHRIS CLAIBORNE, LB, 6-3, 250, Riverside (J.W. North), #55

USC's first Butkus Award winner in 1998...1998 unanimous All-American...1996-97-98 letterman...USC was 20-16 in his career...Played in the 1998 Sun Bowl...USC captain in 1998...Was 1998 Pac-10 Defensive Player of the Year...Was a 2-time All-Conference first teamer (1997-98)...Was USC's MVP in 1998...Led USC in interceptions in 1998 (6)...Made Pac-12 All-Century Team in 2015...Was drafted in the first round (ninth pick) of the 1999 NFL draft (as a junior) by the Lions and played for the Lions (1999-2002), Vikings (2003-04), Rams (2005) and Giants (2006)...Inducted into USC Athletic Hall of Fame in 2018...Born 7-26-78 in Oceanside, Calif...After USC and NFL, became a high school football coach and football skills trainer

| Year | TAC | LS/YDS | DFL | FR | INT | YDS | AVG | TD |
|---------------|------------|---------------|-----------|----------|----------|------------|-------------|----------|
| 1996 | 116 | 4/8 | 7 | 1 | 2 | 34 | 17.0 | 0 |
| 1997 | 76 | 16/84 | 0 | 1 | 0 | 0 | 0.0 | 0 |
| 1998 | 120 | 7/23 | 16 | 0 | 6 | 159 | 26.5 | 2 |
| CAREER | 312 | 27/115 | 23 | 2 | 8 | 193 | 24.1 | 2 |

TROY POLAMALU, S, 5-10, 215, Tenmile, OR (Douglas), #43

2-time (2001-02) All-American...1999-2000-01-02 letterman...USC was 28-21 in his career...USC was fourth in the final AP poll in 2002...Played in the 2001 Las Vegas Bowl and 2003 Orange Bowl...USC captain in 2001 and 2002...Was a 2002 Thorpe Award finalist...Inducted into National Football Foundation's College Football Hall of Fame in 1998...Was 2-time All-Conference first teamer (2001-02)...Was USC's MVP in 2001 and Most Inspirational Player in 2019... Was a 2002 Playboy Pre-Season All-American...Led USC in tackles (118) and interceptions (3) in 2001...Led USC in interceptions (2) and deflections (7) in 2000...Made Pac-12 All-Century Team in 2015...Was drafted in the first round (16th pick) of the 2003 NFL draft by the Steelers and played for the Steelers (2003-14)...Played in Super Bowls XL, XLIII and XLV...Uncle, Kennedy Polamalu, was a USC football player (1982-85) and assistant coach (2000-03 and 2010-12)...Inducted into USC Athletic Hall of Fame in 2018...Born 4-19-81 in Garden Grove, Calif.

| Year | TAC | LS/YDS | DFL | FR | INT | YDS | AVG | TD |
|---------------|------------|---------------|--------------|----------|----------|------------|-------------|----------|
| 1999 | 12 | 2/28 | 2* | 0 | 0 | 0 | 0.0 | 0 |
| 2000 | 83 | 5/10 | 7 | 1 | 2 | 43 | 21.5 | 1 |
| 2001 | 118 | 13/24 | 9** | 1 | 3 | 116 | 38.7 | 2 |
| 2002 | 68 | 9/44 | 4 | 0 | 1 | 33 | 33.0 | 0 |
| CAREER | 281 | 29/106 | 17*** | 2 | 6 | 192 | 32.0 | 3 |

*Includes 1 blocked punt
**Includes 3 blocked punts
***Includes 4 blocked punts



CARSON PALMER, QB, 6-6, 230, Laguna Niguel (Santa Margarita), #3

USC's fifth Heisman Trophy winner (2002)...2002 All-American...1998-2000-01-02 letterman...USC was 36-26 in his career...USC was fourth in the final AP poll in 2002...Played in the 1998 Sun Bowl, 2001 Las Vegas Bowl and 2003 Orange Bowl (he was MVP, throwing for 303 yards)...USC captain in 2002... Set or tied 33 Pac-10 and USC total offense and passing records...Won the 2002 Johnny Unitas Golden Arm Award (nation's top senior quarterback)... Won the 2002 Pop Warner Award (most valuable senior on the Pacific Coast)... Also was The Sporting News National Player of the Year, as well as a finalist for the Walter Camp Player of the Year Award and Archie Griffin Trophy...Was the 2002 Pac-10 Co-Offensive Player of the Year...Was a 2002 All-Conference first teamer...Was USC's MVP in 2002...Won USC's Player of the Game versus UCLA Award in 2000 and 2002...Played in the 2003 Senior Bowl...USC's passing leader in 1998 (130 completions), 2000 (228 completions), 2001 (221 completions) and 2002 (309 completions)...USC's total offense leader in 1998 (1639 yards), 2000 (2919 yards), 2001 (2751 yards) and 2002 (3820 yards)... Second on USC's career passing list (927 completions)...Finished career fourth in NCAA passing yards (11388) and eighth in total offense (11093)... Had a Pac-10 record 31 200-yard passing games in his career...Is second on Pac-10's career total offense list (11621, second at USC) and passing yardage list (11818)...Was chosen by the Bengals as the No. 1 pick of the 2003 NFL draft and played for the Bengals (2003-10), Raiders (2011-12) and Cardinals (2013-17)...Inducted into USC Athletic Hall of Fame in 2003...Born 12-27-79 in Fresno, Calif.

| Year | PA | PC | PI | PCT | YDS | TD | TCB | YDS | AVG | TD |
|---------------|-------------|------------|-----------|-------------|--------------|-----------|------------|-------------|-------------|----------|
| 1998 | 235 | 130 | 6 | .553 | 1755 | 7 | 47 | -116 | -2.5 | 1 |
| 1999 | 53 | 39 | 3 | .736 | 490 | 3 | 7 | 2 | 0.3 | 1 |
| 2000 | 415 | 228 | 18 | .549 | 2914 | 16 | 63 | 5 | 0.1 | 2 |
| 2001 | 377 | 221 | 12 | .586 | 2717 | 13 | 88 | 34 | 0.4 | 1 |
| 2002 | 489 | 309 | 10 | .632 | 3942 | 33 | 50 | -122 | -2.4 | 4 |
| CAREER | 1569 | 927 | 49 | .591 | 11818 | 72 | 255 | -197 | -0.8 | 9 |

MIKE WILLIAMS, WR, 6-5, 230, Tampa, FL (Plant), #1

2003 consensus All-American...2002-03 letterman...USC was 23-3 in his career...Was a member of USC's 2003 national championship team...USC was fourth in the final AP poll in 2002...Played in the 2003 Orange Bowl and 2004 Rose Bowl...Was eighth in the 2003 Heisman Trophy voting and was a finalist for the 2003 Biletnikoff Award...Was the CBS Sportsline.com National Player of the Year in 2003...Was a 2003 All-Conference first teamer...Won USC's Player of the Game versus UCLA Award in 2003...Was a 2003 Playboy Pre-Season All-American...Was a Freshman All-American first teamer and the Pac-10 Freshman of the Year in 2002...Set USC records for touchdown receptions in a career (30), season (16 in 2003) and game (3, which he did 3 times)...In 2002, he set NCAA freshman season records for receiving yards (1,265) and TD catches (14), the Pac-10 freshman mark for catches (81) and the USC freshman game record for catches (13)...Led USC in receiving in 2002 (81 catches) and 2003 (95 catches)...Was sixth nationally in receptions (7.3, second in Pac-10) and 10th in receiving yards (101.1) in 2003...Is 10th on USC's career receptions list (176 catches)...Had 12 100-yard receiving games and 10 8-receptions games in his career...Sat out the 2004 season while ruled ineligible by the NCAA for signing with an agent...Was drafted in the first round of the 2005 draft by the Lions and played for the Lions (2005-06), Raiders (2007), Titans (2007) and Seahawks (2010-11), as well as in Canada... Born 1-4-84...After USC, was a high school football coach

| Year | REC | YDS | AVG | TD | TCB | YDS | AVG | TD | PA | PC | PI | PCT | YDS | TD |
|---------------|------------|-------------|-------------|-----------|----------|-----------|------------|----------|----------|----------|----------|--------------|-----------|----------|
| 2002 | 81 | 1265 | 15.6 | 14 | 2 | 9 | 4.5 | 0 | 1 | 1 | 0 | 1.000 | 19 | 0 |
| 2003 | 95 | 1314 | 13.8 | 16 | 3 | 26 | 8.7 | 0 | 2 | 2 | 0 | 1.000 | 38 | 1 |
| CAREER | 176 | 2579 | 14.7 | 30 | 5 | 35 | 7.0 | 0 | 3 | 3 | 0 | 1.000 | 57 | 1 |

JACOB ROGERS, OT, 6-6, 305, Oxnard (Oxnard), #77

2003 consensus All-American...2000-01-02-03 letterman...USC was 34-16 in his career...Was a member of USC's 2003 national championship team... USC was fourth in the final AP poll in 2002...Played in the 2001 Las Vegas Bowl, 2003 Orange Bowl and 2004 Rose Bowl...Won the Pac-10 Morris Trophy (offense) in 2003...Was a 2-time All-Conference first teamer (2002-03)... Was USC's Offensive Lineman of the Year in 2001 and 2003...Played in the 2004 Senior Bowl...Was drafted in the second round of the 2004 draft by the Cowboys and played for the Cowboys (2004-05)...Born 8-17-81

KENECHI UDEZE, DE, 6-4, 285, Los Angeles (Verbun Dei), #94

2003 consensus All-American...2001-02-03 letterman...USC was 29-9 in his career...Was a member of USC's 2003 national championship team...USC was fourth in the final AP poll in 2002...Played in the 2001 Las Vegas Bowl, 2003 Orange Bowl and 2004 Rose Bowl...Pigskin Club of Washington D.C. National Defensive Player of the Year in 2003...Finalist for the Hendricks Award in 2003...Was a 2003 All-Conference first teamer...Was USC's Defensive Lineman of the Year in 2002 and 2003...Was tied for first nationally in sacks (1.3), was fourth in tackles for a loss (2.0, first in Pac-10) and tied for ninth in forced fumbles (0.4) in 2003...His 6 forced fumbles in 2002 was a USC season record...Was drafted in the first round (20th pick) of the 2004 draft by the Vikings (as a junior) and played for the Vikings (2004-08)...Born 3-5-83...After USC and NFL, became an assistant strength coach at Washington, USC and Pittsburgh, a coaching intern with the Seattle Seahawks and Buffalo Bills and now is USC's defensive line coach

| Year | TAC | LS/YDS | DFL | FR | INT | YDS | AVG | TD |
|---------------|------------|---------------|------------|-----------|----------|----------|------------|----------|
| 2001 | 35 | 9/43 | 1 | 1 | 0 | 0 | 0.0 | 0 |
| 2002 | 44 | 16/65 | 2# | 1 | 1 | 0 | 0.0 | 0 |
| 2003 | 56 | 26/137 | 3# | 1% | 0 | 0 | 0.0 | 0 |
| CAREER | 135 | 51/245 | 6## | 3% | 1 | 0 | 0.0 | 0 |

#Includes 1 blocked field goal
##Includes 2 blocked field goals
%Includes 1 fumble recovered for a touchdown

TOM MALONE, P, 6-0, 190, Lake Elsinore (Temescal Canyon), #14

USC's first All-American punter...2003 All-American...2002-03-04-05 letterman...USC was 48-4 in his career...Was a member of USC's 2003 and 2004 national championship teams...USC was fourth in the final AP poll in 2002 and second in 2005...Played in the 2003 Orange Bowl, 2004 Rose Bowl, 2005 Orange Bowl and 2006 Rose Bowl...Was a 2003 and 2004 All-Conference first teamer...Was a 2004 and 2005 Playboy Pre-Season All-American...Set the USC season record for punting average (49.0) in 2003 (he would have led the nation in punting, but was 5 punts shy of qualifying)...His 44.0 career punting average was just shy of the USC record of 44.1...56 of his 185 career punts traveled 50 yards and 95 pinned foes within the 20-yard line...Played in 2006 East-West Shrine Game...Born 3-29-84

| Year | P | YDS | AVG |
|---------------|------------|-------------|-------------|
| 2002 | 62 | 2609 | 42.1 |
| 2003 | 42 | 2060 | 49.0 |
| 2004 | 49 | 2144 | 43.8 |
| 2005 | 32 | 1335 | 41.7 |
| CAREER | 185 | 8148 | 44.0 |

MATT LEINART, QB, 6-5, 225, Santa Ana (Mater Dei), #11

USC's sixth Heisman Trophy winner (2004)...USC's second 3-time (2003-04-05) All-American, including consensus in 2004...2002-03-04-05 letterman... USC was 48-4 in his career, including 37-2 when he started...Was a member of USC's 2003 and 2004 national championship teams...USC was fourth in the final AP poll in 2002 and second in 2005...Played on USC's 2003 Orange Bowl, 2004 Rose Bowl (he was MVP), 2005 Orange Bowl (he was MVP) and 2006 Rose Bowl teams...USC captain in 2004 and 2005...Was sixth in the 2003 Heisman Trophy voting and third in 2005...Inducted into National Football Foundation's College Football Hall of Fame in 2017...Named 2003 Pac-10 Offensive Player of the Year (only second sophomore so honored, along with Stanford's John Elway) and 2004 Pac-10 Co-Offensive Player of the Year (just the fourth player, and only the second quarterback, to win that honor twice)...Won the Touchdown Club of Columbus' Archie Griffin Award in 2003 and 2004...Was a 2003, 2004 and 2005 All-Conference first teamer (just the second quarterback to do so)... Won USC's Player of the Game versus Notre Dame Award in 2003 and 2004... In 2004, won Walter Camp Player of the Year Award, AP Player of the Year, Manning Award and Victor Award College Football Player of the Year...Was a finalist for the 2004 and 2005 Sullivan Award...Was a 2004 and 2005 Playboy Pre-Season All-American...In 2005, won Johnny Unitas Golden Arm Award (top senior quarterback), Touchdown Club of Columbus' Quarterback of the Year Award and Pop Warner Award (top senior on West Coast), as well as The Sporting News Sportsman of the Year and Southern California Sportsman of the Year...Was finalist for 2005 Davey O'Brien Award, Maxwell Award, Walter Camp Award and Manning Award...Was third nationally in passing efficiency (164.5, first in Pac-10) in 2003...Set Pac-10 season records for TD passes (38) and consecutive passes without an interception (212) in 2003...Set USC season passing efficiency rating record (164.5) in 2003...USC's leader in 2003 in passing (255 completions) and total offense (3494 yards) in 2003...Was seventh nationally in passing efficiency (156.5, first in Pac-10) in 2004...USC's leader in 2004 in passing (269 completions) and total offense (3278 yards)... Was eighth nationally in passing efficiency (157.7) in 2005...Was USC's leader in 2005 in passing (283 completions) and total offense (school record 3851 yards)...Set 16 USC record, including 11 Pac-10 and 2 NCAA marks...Is fourth on USC's career passing list (807 completions, 10693 yards) and third in total offense (10623 yards)...His career completion percentage (64.8%) and TD passes (99) were Pac-10 records and his career interception percentage (1.85%) was an NCAA record...Had 12 300-yard passing games (a USC record) and 36 200-yard passing games (a Pac-10 record)...Was drafted in first round of the 2006 draft by the Cardinals and played for the Cardinals (2006-09), Texans (2010-11) and Raiders (2012)...Played in Super Bowl XLVIII...Inducted into the USC Athletic Hall of Fame in 2007...Made Pac-12 All-Century Team in 2015...Born 5-11-83 in Anaheim Hills, Calif...After USC and NFL, he became a TV college football analyst

| Year | PA | PC | PI | PCT | YDS | TD | TCB | YDS | AVG | TD | REC | YDS | AVG | TD |
|---------------|-------------|------------|-----------|-------------|--------------|-----------|------------|------------|-------------|----------|----------|-----------|-------------|----------|
| 2003 | 402 | 255 | 9 | .634 | 3556 | 38 | 32 | -62 | -1.9 | 0 | 1 | 15 | 15.0 | 1 |
| 2004 | 412 | 269 | 6 | .653 | 3322 | 33 | 49 | -44 | -0.9 | 3 | 0 | 0 | 0.0 | 0 |
| 2005 | 431 | 283 | 8 | .657 | 3815 | 28 | 45 | 34 | 0.8 | 6 | 1 | 11 | 11.0 | 0 |
| CAREER | 1245 | 807 | 23 | .648 | 10693 | 99 | 126 | -72 | -0.6 | 9 | 2 | 26 | 13.0 | 1 |

***REGGIE BUSH, TB, 6-0, 200, Spring Valley (Helix), #5**

USC's seventh Heisman Trophy winner (2005, later vacated)...2-time All-American (unanimous in 2005 and consensus in 2004)...2003-04-05 letterman...His participation in the last 2 games of 2004 and all of 2005 was later vacated because of an NCAA penalty...Was a member of USC's 2003 and 2004 national championship teams...USC was second in the final AP poll in 2005...Played in the 2004 Rose Bowl, 2005 Orange Bowl and 2006 Rose Bowl...Was fifth in the 2004 Heisman Trophy voting...Was 2004 College Player of the Year by the Touchdown Club of Columbus...Was 2004 Pac-10 Co-Offensive Player of the Year and All-Conference first teamer...USC's 2004 team MVP and Co-Player of the Game versus UCLA...Won USC's Jack Dakie "Rise and Shine" Award in 2003 and 2004...In 2005, won AP Player of the Year Award, Walter Camp Player of the Year Award, The Sporting News Player of the Year Award, Touchdown Club of Columbus Player of the Year Award, The Pigskin Club of Washington D.C. Offensive Player of the Year Award and Doak Walker Award (as nation's top running back, USC's first recipient)...Also was 2005 Pac-10 Offensive Player of the Year...Was a finalist for 2005 Maxwell Award and Sullivan Award, and runnerup for AP Male Athlete of the Year Award...Was USC's 2005 team MVP, Player of the Game versus Notre Dame and Co-Player of the Game versus UCLA...Was a 2005 Playboy Pre-Season All-American...Was a Freshman All-American first teamer in 2003...In 2005, was first nationally in all-purpose running (222.3), fourth in rushing (133.9, second in Pac-10) and 20th in scoring (8.8)...USC's 2005 leader in rushing (1740 yards) and all-purpose running (a Pac-10 record 2890 yards)...Averaged a Pac-10 record 8.7 yards per carry in 2005...His 19 TDs in 2005 averaged 31.6 yards each...Had 554 rushing yards in consecutive games in 2005 (Fresno State



USC ALL-AMERICANS

and UCLA)...In 2004, was fifth nationally in all-purpose running (179.2, first in Pac-10) and ninth in punt returns (15.7, first in Pac-10)...Was 10th nationally in kickoff returns (27.3, first in Pac-10) in 2003...Is third on USC's career kickoff return yardage list (1523 yards), sixth on USC's career punt return yardage chart (559 yards), eighth on USC's career rushing list (3169 yards) and 23rd on USC's career total offense ladder (3221 yards)...Had 11 100-yard rushing games (including twice with at least 260 yards)...Averaged an NCAA-10 record 7.3 yards per carry in his career...Had 6617 all-purpose yards in his career, including a Pac-10 record 513 yards against Fresno State in 2005 (second in NCAA history)...Had 99 plays of 20-plus yards in his career...First Trojan to win Pac-10 titles in both both punt returns (2004) and kickoff returns (2003); also first Trojan to win Pac-10 crown in all-purpose yards (2004 and 2005)...Produced touchdowns via rushing, receiving, kickoff returning, punt returning and passing in his career...Made Pac-12 All-Century Team in 2015... Nicknamed The President...Was drafted in first round (second pick) of the 2006 draft by the Saints and played for the Saints (2006-10), Dolphins (2011-12), Lions (2013-14), 49ers (2015) and Bills (2016)...Played in Super Bowl XLIV... Born 3-2-85

| Year | TCB | YDS | AVG | TD | LG | REC | YDS | AVG | TD | LG |
|----------------|------------|-------------|------------|-----------|-----------|-----------|-------------|-------------|-----------|-----------|
| 2003 | 90 | 521 | 5.8 | 3 | 58 | 15 | 314 | 20.9 | 4 | 60 |
| 2004* | 143 | 908 | 6.3 | 6 | 81 | 43 | 509 | 11.8 | 7 | 69 |
| 2005* | 200 | 1740 | 8.7 | 16 | 76 | 37 | 478 | 12.9 | 2 | 43 |
| CAREER* | 433 | 3169 | 7.3 | 25 | 81 | 95 | 1301 | 13.7 | 13 | 69 |

| Year | KOR | YDS | AVG | TD | LG | PR | YDS | AVG | TD | LG |
|----------------|-----------|-------------|-------------|----------|-----------|-----------|------------|-------------|----------|-----------|
| 2003 | 18 | 492 | 27.3 | 1 | 96 | 2 | 4 | 2.0 | 0 | 4 |
| 2004* | 21 | 537 | 25.6 | 0 | 84 | 24 | 376 | 15.7 | 2 | 65 |
| 2005* | 28 | 493 | 17.6 | 0 | 30 | 18 | 179 | 9.9 | 1 | 84 |
| CAREER* | 67 | 1523 | 22.7 | 1 | 96 | 44 | 559 | 12.7 | 3 | 84 |

| Year | PA | PC | PI | PCT | YDS | TD | LG |
|----------------|----------|----------|----------|-------------|-----------|----------|-----------|
| 2004* | 1 | 1 | 0 | 1.000 | 52 | 1 | 52 |
| 2005* | 2 | 0 | 0 | .000 | 0 | 0 | 0 |
| CAREER* | 3 | 1 | 0 | .333 | 52 | 1 | 52 |

*Participation in last 2 games of 2004 and all of 2005 later vacated due to NCAA penalty

SHAUN CODY, DT-DE, 6-4, 295, Hacienda Heights (Los Altos), #84

2004 consensus All-American...2001-02-03-04 letterman...USC was 42-9 in his career...Was a member of USC's 2003 and 2004 national championship teams...Played in the 2001 Las Vegas Bowl, 2003 Orange Bowl, 2004 Rose Bowl and 2005 Orange Bowl...Was a finalist for the 2004 Lombardi Award and Hendricks Award...USC captain in 2004...Was 2004 Pac-10 Co-Defensive Player of the Year...Was USC's Co-Defensive Lineman of the Year in 2004... Played in the 2005 Senior Bowl...Was a 2004 Playboy Pre-Season All-American...Made All-Conference first team in 2003...Was a 2001 Freshman All-American first teamer...4-year starter with 130 career tackles, including 31.5 for loss and 21 sacks, and 5 blocked field goals...Was drafted in second round of the 2005 draft by the Lions and played for the Lions (2005-08) and Texans (2009-12)...Born 1-22-83...After USC and NFL, he became a radio college football analyst

| Year | TAC | LS/YDS | DFL | FR | KOR | YDS | AVG | TD | LG |
|---------------|------------|-----------------|------------|----------|----------|-----------|-------------|----------|-----------|
| 2001 | 39 | 7/33 | 0 | 1 | 1 | 22 | 22.0 | 0 | 22 |
| 2002 | 20 | 1/1 | 2# | 1 | 0 | 0 | 0.0 | 0 | 0 |
| 2003 | 26 | 10.5/55 | 4## | 0 | 0 | 0 | 0.0 | 0 | 0 |
| 2004 | 45 | 13/96 | 4# | 0 | 0 | 0 | 0.0 | 0 | 0 |
| CAREER | 130 | 31.5/185 | 10* | 2 | 1 | 22 | 22.0 | 0 | 22 |

#Includes 1 blocked field goal
##Includes 3 blocked field goals
*Includes 5 blocked field goals

MATT GROOTEODED, LB, 5-11, 215, Huntington Beach (Mater Dei), #6

2004 consensus All-American...2001-02-03-04 letterman...USC was 42-9 in his career...Was a member of USC's 2003 and 2004 national championship teams...Played in the 2001 Las Vegas Bowl, 2003 Orange Bowl, 2004 Rose Bowl and 2005 Orange Bowl...Was a finalist for the 2004 Butkus Award...USC captain in 2004...Won USC's 2004 Co-Most Inspirational Player Award...Made All-Conference first team in 2002 and 2004...Played in 2005 Hula Bowl...Was a 4-year starter with 222 tackles, 41.5 tackles for loss and 6 interceptions in career...He played in the NFL for the Lions (2005), then in the CFL...Born 5-6-82

| Year | TAC | LS/YDS | DFL | FR | INT | YDS | AVG | TD | LG |
|---------------|------------|-----------------|-----------|----------|----------|------------|-------------|----------|-----------|
| 2001 | 32 | 8/13 | 2 | 1 | 0 | 0 | 0.0 | 0 | 0 |
| 2002 | 81 | 16.5/81 | 4 | 1 | 1 | 49 | 49.0 | 0 | 49 |
| 2003 | 41 | 4.5/24 | 1 | 1 | 0 | 0 | 0.0 | 0 | 0 |
| 2004 | 68 | 12.5/46 | 4 | 2 | 5 | 107 | 21.4 | 0 | 57 |
| CAREER | 222 | 41.5/140 | 11 | 5 | 6 | 156 | 26.0 | 0 | 57 |

MIKE PATTERSON, DT, 6-0, 290, Los Alamitos (Los Alamitos), #99

2004 All-American...2001-02-03-04 letterman...USC was 42-9 in his career...Was a member of USC's 2003 and 2004 national championship teams... Played in the 2001 Las Vegas Bowl, 2003 Orange Bowl, 2004 Rose Bowl and 2005 Orange Bowl...Was USC's 2004 Co-Defensive Lineman of the Year...Was a 2-time All-Conference first teamer (2003-04)...Played in 2005 Senior Bowl... Was a 3-year starter with 146 tackles, 46 tackles for loss, 21.5 sacks and 13 fumble recoveries in his career...Was drafted in the first round of the 2005 draft by the Eagles and played for the Eagles (2005-12) and Giants (2013-14)... Born 9-1-83

| Year | TAC | LS/YDS | DFL | FR |
|---------------|------------|---------------|----------|-----------|
| 2001 | 9 | 5/34 | 0 | 2 |
| 2002 | 37 | 11.5/38 | 1 | 4 |
| 2003 | 55 | 13.5/61 | 0 | 3# |
| 2004 | 45 | 16/80 | 2 | 4 |
| CAREER | 146 | 46/213 | 3 | 13 |

#Includes 1 fumble returned for a touchdown

LOFA TATUPU, LB, 6-0, 225, Plainville, MA (King Philip Regional/Maine), #58
2004 All-American...2003-04 letterman...USC was 25-1 in his career...Was a member of USC's 2003 and 2004 national championship teams...Played in the 2004 Rose Bowl and 2005 Orange Bowl...Made All-Conference first team in 2004...Won USC's 2004 Co-Most Inspirational Player Award and Bob Chandler Award and 2003 John McKay Award...Started at Maine in 2001, then transferred to USC and had to sit out 2002 season...Father, Mosi Tatupu, was a USC fullback (1974-77) who played on the Trojans' 1974 national championship team...Was drafted in the second round of the 2005 draft by the Seahawks and played for the Seahawks (2005-10)...Played in Super Bowl XL...Born 11-15-82...After USC and the NFL, he became an assistant coach with the Seattle Seahawks

| Year | TAC | LS/YDS | DFL | FR | INT | YDS | AVG | TD | LG |
|---------------|------------|--------------|-----------|----------|----------|------------|-------------|----------|-----------|
| 2003 | 98 | 11.5/41 | 10 | 1 | 4 | 126 | 31.5 | 1 | 37 |
| 2004 | 104 | 13.5/43 | 8 | 2 | 3 | 38 | 12.7 | 0 | 32 |
| CAREER | 202 | 25/84 | 18 | 3 | 7 | 164 | 23.4 | 1 | 37 |

DWAYNE JARRETT, WR, 6-5, 215, New Brunswick, NJ (New Brunswick), #8

USC's first-ever 2-time All-American wide receiver (unanimous in 2005 and consensus in 2006)...2004-05-06 letterman...USC was 36-3 in his career... Was a member of USC's 2004 national championship team...USC was second in the final AP poll in 2005 and fourth in 2006...Played in 2005 Orange Bowl and 2006 and 2007 Rose Bowls (he was Offensive MVP of the 2007 Rose Bowl)...Was a 2006 Playboy Pre-Season All-American...Was ninth in the 2006 Heisman Trophy voting...Was a finalist for the 2005 Biletnikoff Award and won the Touchdown Club of Columbus' Wide Receiver of the Year Award...Made All-Conference first team in 2005 and 2006...Was a Freshman All-American first teamer in 2004...Set since-broken USC career mark for receptions (216, now third at USC) and Pac-10 career touchdown receptions record (41)... Had 3138 career receiving yards...Had 13 career 100-yard receiving games... Caught a pass in all 38 games he played (with touchdowns in 25 of them)... Had 70 catches in 2006, and was 15th nationally in receptions (84.6) and 16th in receptions (5.8)...Led USC in receiving in 2005 (91 receptions) and his 16 TD catches tied the USC season record...In 2005, was 12th nationally in receptions (7.0) and 13th in receiving yards (98.0)...Led USC in receiving in 2004 (55 receptions)...Was drafted in the second round of the 2007 draft by the Panthers and played for the Panthers (2007-10)...Born 9-11-86

| Year | REC | YDS | AVG | TD | TCB | YDS | AVG | TD | PA | PC | PI | PCT | YDS | TD |
|---------------|------------|-------------|-------------|-----------|----------|----------|------------|----------|----------|----------|----------|-------------|-----------|----------|
| 2004 | 55 | 849 | 15.4 | 13 | 0 | 0 | 0.0 | 0 | 0 | 0 | 0 | .000 | 0 | 0 |
| 2005 | 91 | 1274 | 14.0 | 16 | 2 | 4 | 2.0 | 0 | 3 | 1 | 0 | .333 | 11 | 0 |
| 2006 | 70 | 1015 | 14.5 | 12 | 1 | -3 | -3.0 | 0 | 1 | 0 | 1 | .000 | 0 | 0 |
| CAREER | 216 | 3138 | 14.5 | 41 | 3 | 1 | 0.3 | 0 | 4 | 1 | 1 | .250 | 11 | 0 |

TAITUSI LUTUI, OG-DT, 6-6, 365, Mesa, AZ (Mesa/Snow JC), #71

2005 consensus All-American...2004-05 letterman...USC was 25-1 in his career...Was a member of USC's 2004 national championship team...USC was second in the final AP poll in 2005...Played in 2005 Orange Bowl and 2006 Rose Bowl...Made All-Conference first team in 2005...Was USC's 2005 Offensive Lineman of the Year and Co-Most Inspirational Player...Played in the 2006 Senior Bowl...Was drafted in second round of the 2006 draft by the Cardinals and played for the Cardinals (2006-11) and Titans (2012)...Played in Super Bowl XLIII...Born 5-5-83 in Ha'api, Tonga

DARNELL BING, S, 6-2, 220, Lakewood (Long Beach Poly), #20

2005 All-American...2003-04-05 letterman...USC was 37-2 in his career... Was a member of USC's 2003 and 2004 national championship teams...USC was second in the final AP poll in 2005...Played in the 2004 Rose Bowl, 2005 Orange Bowl and 2006 Rose Bowl...Made All-Conference first team in 2005... Was a Freshman All-American first teamer in 2003...Led USC in interceptions in 2005 (4)...Had 182 tackles and 8 interceptions in his career...Received permission from Mike Garrett to wear Garrett's retired No. 20 jersey...Was drafted in fourth round of the 2006 draft by the Raiders and played for the Raiders (2006)...Born 9-10-84

| Year | TAC | LS/YDS | DFL | FR | INT | YDS | AVG | TD | KOR | YDS | AVG | TD |
|---------------|------------|----------------|-----------|----------|----------|------------|-------------|----------|----------|------------|-------------|----------|
| 2003 | 69 | 2/3 | 5 | 1 | 2 | 34 | 17.0 | 0 | 0 | 0 | 0.0 | 0 |
| 2004 | 63 | 8/17 | 7 | 0 | 2 | 8 | 4.0 | 0 | 0 | 0 | 0.0 | 0 |
| 2005 | 50 | 2.5/4 | 6 | 0 | 4 | 119 | 29.8 | 1 | 5 | 143 | 28.6 | 0 |
| CAREER | 182 | 12.5/24 | 18 | 1 | 8 | 161 | 20.1 | 1 | 5 | 143 | 28.6 | 0 |

SAM BAKER, DT, 6-5, 305, Tustin (Tustin), #79

3-time All-American (2005-06-07, including consensus in 2006)...2004-05-06-07 letterman...USC was 47-5 in his career...Was a member of USC's 2004 national championship team...USC was second in the final AP poll in 2005, fourth in 2006 and third in 2007...Played in 2005 Orange Bowl and 2006, 2007 and 2008 Rose Bowls...Was a 2006 and 2007 Playboy Pre-Season All-American...Made All-Conference first team in 2005, 2006 and 2007...Was a Freshman All-American first teamer and USC's Offensive Lineman of the Year in 2004...Was USC's Co-Offensive Lineman of the Year in 2006 and 2007... Played in 2008 Senior Bowl...Was drafted in the first round of the 2008 draft by the Falcons and played for the Falcons (2008-14)...Born 5-30-85

RYAN KALIL, C, 6-3, 285, Corona (Servite), #67

2006 All-American...2003-04-05-06 letterman...USC was 48-4 in his career... Was a member of USC's 2003 and 2004 national championship teams...USC was second in the final AP poll in 2005 and fourth in 2006...Played in 2005 Orange Bowl and 2004, 2006 and 2007 Rose Bowls...Won 2006 Pac-10 Morris Trophy and was a finalist for 2006 Rimington Award...Made All-Conference first team in 2005 and 2006...Played in 2007 Senior Bowl...Was drafted in the second round of the 2007 draft by the Panthers and played for the Panthers (2007-18)...Played in Super Bowl 50...Brother, Matt, was an All-American offensive tackle at USC (2009-11)...Born 3-29-85



SEDRICK ELLIS, DT, 6-2, 305, Chino (Chino), #49

2006-07 All-American (unanimous in 2007)...2004-05-06-07 letterman...USC was 47-5 in his career...Was a member of USC's 2004 national championship team...USC was second in the final AP poll in 2005, fourth in 2006 and third in 2007...Played in 2005 Orange Bowl and 2006, 2007 and 2008 Rose Bowls... In 2006 and 2007, made All-Conference first team and won Pac-10 Morris Trophy...Also was Pac-10 Defensive Player of the Year, USC co-captain, USC Co-MVP, USC Co-Defensive Lineman of the Year and USC Co-Lifter of the Year in 2007...Played in 2008 Senior Bowl...Had 58 tackles, including 12.5 for losses (with 8.5 sacks), plus 7 deflections and 2 fumble recoveries in 2007... Had 34 tackles, including 8 for losses (with 4.5 sacks), in 2006...Had 50 tackles, including 8 for losses (with 4.5 sacks), in 2005...Was drafted in the first round of the 2008 draft by the Saints and played for the Saints (2008-12)...Played in Super Bowl XLIV...Born 7-9-85

| Year | TAC | LS/YDS | DFL | FR | INT | YDS | AVG | TD | LG |
|---------------|------------|-----------------|------------|----------|-----|-----|-----|----|----|
| 2004 | 2 | 0/0 | 0 | 0 | | | | | |
| 2005 | 50 | 8/36 | 3 | 0 | | | | | |
| 2006 | 34 | 8/47 | 4# | 2 | | | | | |
| 2007 | 58 | 12.5/75 | 7 | 2 | | | | | |
| CAREER | 144 | 28.5/158 | 14# | 4 | | | | | |

#Includes 1 blocked field goal

STEVE SMITH, WR, 6-0, 200, Canoga Park (Taft), #2

2006 All-American...2003-04-05-06 letterman...USC was 48-4 in his career... Was a member of USC's 2003 and 2004 national championship teams...USC was second in the final AP poll in 2005 and fourth in 2006...Played in 2005 Orange Bowl and 2004, 2006 and 2007 Rose Bowls...Made All-Conference first team in 2006...Sixth on USC career list for receiving yards (3,019) and eighth for receptions (190) and TD catches (22)...Had 9 career 100-yard receiving games...Led USC in receptions in 2006 (71), and was 18th nationally in receiving yards (83.3) and 24th in receptions (5.5)...Was USC team MVP in 2006 and played in 2007 Senior Bowl...Had 60 catches in 2005 and 42 in 2004...Was drafted in the second round of the 2007 draft by the Giants and played for the Giants (2007-10), Eagles (2011) and Rams (2012)...Played in Super Bowl XLII...Brother, Malcolm, was a linebacker at USC and in NFL...Born 5-6-85

| Year | REC | YDS | AVG | TD | LG | TCB | YDS | AVG | TD | LG |
|---------------|------------|-------------|-------------|-----------|-----------|----------|-----------|------------|----------|----------|
| 2003 | 17 | 319 | 18.8 | 2 | 73 | 1 | 8 | 8.0 | 0 | 8 |
| 2004 | 42 | 660 | 15.7 | 6 | 51 | 1 | -1 | -1.0 | 0 | -1 |
| 2005 | 60 | 957 | 15.9 | 5 | 67 | 2 | 11 | 5.5 | 0 | 8 |
| 2006 | 71 | 1083 | 15.3 | 9 | 53 | 0 | 0 | 0.0 | 0 | 0 |
| CAREER | 190 | 3019 | 15.9 | 22 | 73 | 4 | 18 | 4.5 | 0 | 8 |

FRED DAVIS, TE, 6-4, 250, Toledo, OH (Rogers), #83

USC's first Mackey Award winner in 2007...2007 All-American...2004-05-06-07 letterman...USC was 47-5 in his career...Was a member of USC's 2004 national championship team...USC was second in the final AP poll in 2005, fourth in 2006 and third in 2007...Played in 2005 Orange Bowl and 2006, 2007 and 2008 Rose Bowls...Made All-Conference first team and was USC's Co-MVP in 2007... His 117 career catches, 1408 career receiving yards and 13 career touchdown receptions set records for USC tight ends...Played in the 2008 Senior Bowl... Had 62 catches for 881 yards and 8 TDs in 2007 (all team bests and season records for USC tight ends)...Had 38 receptions for 352 yards and 3 TDs in 2006, 13 catches for 145 yards and 2 TDs in 2005 and 4 catches for 30 yards in 2004...Is 21st on USC career receptions list (117)...Played in 2008 Senior Bowl...Was drafted in the second round of the 2008 draft by the Redskins and played for the Redskins (2008-13)...Born 1-15-86

| Year | REC | YDS | AVG | TD | LG |
|---------------|------------|-------------|-------------|-----------|-----------|
| 2004 | 4 | 30 | 7.5 | 0 | 15 |
| 2005 | 13 | 146 | 11.2 | 2 | 24 |
| 2006 | 38 | 352 | 9.3 | 3 | 25 |
| 2007 | 62 | 881 | 14.2 | 8 | 63 |
| CAREER | 117 | 1408 | 12.0 | 13 | 63 |

KEITH RIVERS, LB, 6-3, 235, Lake Mary, FL (Lake Mary), #55

2007 All-American...2004-05-06-07 letterman...USC was 47-5 in his career... Was a member of USC's 2004 national championship team...USC was second in the final AP poll in 2005, fourth in 2006 and third in 2007...Played in 2005 Orange Bowl and 2006, 2007 and 2008 Rose Bowls...Made All-Conference first team in 2006 and 2007...Won USC's Co-Lifter of the Year Award in 2007 and USC's Bob Chandler Award in 2006...Was a 2007 Playboy Pre-Season All-American...Played in 2008 Senior Bowl...Had 240 career tackles (18.5 for losses), including 78 in 2007, 85 in 2006, 52 in 2005 and 25 in 2004... Played in 2008 Senior Bowl...Was drafted in the first round of the 2008 draft by the Bengals and played for the Bengals (2008-11), Giants (2012-13) and Bills (2014)...Born 5-5-86

| Year | TAC | LS/YDS | DFL | FR | INT | YDS | AVG | TD | LG |
|---------------|------------|----------------|----------|----------|----------|-----------|-------------|----------|-----------|
| 2004 | 25 | 3/23 | 1 | 0 | 1 | 22 | 22.0 | 0 | 22 |
| 2005 | 52 | 3/17 | 0 | 2 | 1 | 14 | 14.0 | 0 | 14 |
| 2006 | 85 | 7.5/22 | 2 | 1 | 0 | 0 | 0.0 | 0 | 0 |
| 2007 | 78 | 5/15 | 4 | 3 | 0 | 0 | 0.0 | 0 | 0 |
| CAREER | 240 | 18.5/77 | 7 | 6 | 2 | 36 | 18.0 | 0 | 22 |

TAYLOR MAYES, S, 6-4, 225, Seattle, WA (O'Dea), #2

2007-08-09 All-American (consensus in 2008)...2006-07-08-08 letterman... USC was 43-9 in his career...USC was fourth in the final AP poll in 2006, third in both 2007 and 2008 and 22nd in 2009...Played in 2007, 2008 and 2009 Rose Bowls and 2009 Emerald Bowl...Was a finalist for the 2008 Thorpe Award...Was a 2008 and 2009 Playboy Pre-Season All-American...Was All-Conference first team in 2008 and 2009...Won USC's Bob Chandler Award in 2008 and USC's Jack Dakie "Rise and Shine" Award and Co-Lifter of the Year Award in 2009... Named a Freshman All-American first teamer and Pac-10 Co-Freshman of the Year in 2006...Played in the 2010 Senior Bowl...Had 96 tackles, 3 deflections and 1 interception in 2009, 53 tackles and 9 deflections in 2008, 65 tackles and 1 interception in 2007 and 62 tackles and 3 interceptions in 2006...Was drafted in the second round of the 2010 draft by the 49ers and played for the 49ers (2010), Bengals (2011-14) and Raiders (2015)...Father, Stafford, played at Washington and with NFL's Cardinals and Vikings...Born 2-7-88

| Year | TAC | LS/YDS | DFL | FR | INT | YDS | AVG | TD | LG |
|---------------|------------|------------|-----------|----------|----------|-----------|------------|----------|-----------|
| 2006 | 62 | 0/0 | 3 | 0 | 3 | 40 | 13.3 | 0 | 38 |
| 2007 | 65 | 0/0 | 6 | 1 | 1 | 0 | 0.0 | 0 | 0 |
| 2008 | 53 | 2/7 | 9 | 0 | 0 | 0 | 0.0 | 0 | 0 |
| 2009 | 96 | 0/0 | 3 | 1 | 1 | 0 | 0.0 | 0 | 0 |
| CAREER | 276 | 2/7 | 21 | 2 | 5 | 40 | 8.0 | 0 | 38 |

REY MAUALUGA, LB, 6-2, 260, Eureka, CA (Eureka), #58

2008 unanimous All-American...2005-06-07-08 letterman...USC was 46-6 in his career...USC was second in the final AP poll in 2005, fourth in 2006 and third in both 2007 and 2008...Played in 2006, 2007, 2008 (he was Defensive MVP) and 2009 Rose Bowls...Won the 2008 Bednarik Award and was CBSSports.com's National Defensive Player of the Year...Was a 2008 finalist for the Butkus Award, Lombardin Award and Nagurski Trophy...Was a 2008 Playboy Pre-Season All-American...Was All-Conference first team in 2006, 2007 and 2008, winning Pac-10 Defensive Player of the Year in 2008...Was USC's 2008 MVP and won USC's John McKay Award in 2005...Was a Freshman All-American in 2005 and Sophomore All-American in 2006...Played in the 2009 Senior Bowl...Had 273 career tackles, including team-high 79 in 2008, 79 in 2007 (10.5 for losses), 78 in 2006) and 37 in 2005...Was drafted in the second round of the 2009 draft by the Bengals and played for the Bengals (2009-16) and Dolphins (2017)...Born 1-20-87

| Year | TAC | LS/YDS | DFL | FR | INT | YDS | AVG | TD | LG |
|---------------|------------|----------------|-----------|----------|----------|-----------|-------------|----------|-----------|
| 2005 | 37 | 4.5/23 | 2 | 0 | 1 | 9 | 9.0 | 0 | 9 |
| 2006 | 78 | 5/17 | 3 | 0 | 1 | 0 | 0.0 | 0 | 0 |
| 2007 | 79 | 10.5/40 | 3 | 1 | 1 | 19 | 19.0 | 0 | 19 |
| 2008 | 79 | 2.5/11 | 4 | 0 | 2 | 48 | 24.0 | 1 | 48 |
| CAREER | 273 | 22.5/91 | 12 | 1 | 5 | 76 | 15.2 | 1 | 48 |

BRIAN CUSHING, LB, 6-3, 255, Park Ridge, NJ (Bergen Catholic), #10

2008 All-American...2005-06-07-08 letterman...USC was 46-6 in his career... USC was second in the final AP poll in 2005, fourth in 2006 and third in both 2007 and 2008...Played in 2006, 2007 (he was Defensive MVP), 2008 and 2009 Rose Bowls...Was a 2008 Butkus Award finalist...Was a 2008 Playboy Pre-Season All-American...Was All-Conference first team and won USC's Co-Lifter of the Year Award in 2008 and won USC's John McKay Award in 2006...Played in the 2009 Senior Bowl...Had 73 tackles (10.5 for losses) and 6 deflections in 2008, 25 tackles in 2007 (he missed part of the season with a sprained ankle), 57 tackles (13.5 for losses) in 2006 while playing as a stand-up defensive end and 23 tackles in 2005 (he missed half season with a shoulder injury)...Was drafted in the first round of the 2009 draft by the Texans and played for the Texans (2009-17)...Born 1-24-87

| Year | TAC | LS/YDS | DFL | FR | INT | YDS | AVG | TD | LG |
|---------------|------------|---------------|-------------|----------|----------|----------|------------|----------|----------|
| 2005 | 23 | 0.5/0 | 4# | 2 | 0 | 0 | 0.0 | 0 | 0 |
| 2006 | 57 | 13.5/52 | 2# | 0 | 0 | 0 | 0.0 | 0 | 0 |
| 2007 | 25 | 2.5/4 | 2 | 1 | 0 | 0 | 0.0 | 0 | 0 |
| 2008 | 73 | 10.5/50 | 6 | 0 | 1 | 0 | 0.0 | 0 | 0 |
| CAREER | 178 | 27/106 | 14## | 3 | 1 | 0 | 0.0 | 0 | 0 |

#Includes 1 blocked punt
##Includes 2 blocked punts

| Year | PR | YDS | AVG | TD | LG | KOR | YDS | AVG | TD | LG |
|---------------|----------|-----------|-------------|----------|-----------|----------|-----------|-------------|----------|-----------|
| 2005 | 1 | 6 | 6.0 | 0 | 6 | 0 | 0 | 0.0 | 0 | 0 |
| 2006 | 1 | 21 | 21.0 | 0 | 21 | 1 | 42 | 42.0 | 1 | 42 |
| CAREER | 2 | 27 | 13.5 | 0 | 21 | 1 | 42 | 42.0 | 1 | 42 |

CHARLES BROWN, OT, 6-6, 285, Chino Hills, CA (Diamond Ranch), #71

2009 All-American...2006-07-08-08 letterman...USC was 43-9 in his career... USC was fourth in the final AP poll in 2006, third in both 2007 and 2008 and 22nd in 2009...Played in 2007, 2008 and 2009 Rose Bowls and 2009 Emerald Bowl...Won 2009 Pac-10 Morris Trophy...Made All-Conference first team in 2009...Invited to 2010 Senior Bowl...Was drafted in the second round of the 2010 draft by the Saints and played for the Saints (2010-13), Giants (2014) and Cowboys (2015)...Born 4-10-87



USC ALL-AMERICANS

ROBERT WOODS, WR, 6-1, 190, Carson, CA [Serra], #2

2011 consensus All-American...2010-11-12 letterman...USC was 25-13 in his career...USC was sixth in final AP poll in 2011...Played in 2012 Sun Bowl...Was finalist for 2011 Biletnikoff Award...Was 2011 All-Conference first teamer... Won USC's Courage Award and Rise and Shine Award in 2012, USC's Offensive Perimeter Player of the Year Award in 2011 and USC's Bob Chandler Award and John McKay Award in 2010...Was a Freshman All-American, All-Conference first teamer and Pac-10 Offensive Freshman of the Year in 2010...Set 12 USC records in his career, including USC career receptions mark (252) and since-broken Pac-12 season receptions record (111) in 2011...Had 76 catches for 846 yards and 11 TDs in 2012...Caught Pac-12 game record-tying 4 TD passes (Colorado, 2012)...Set USC game receptions record with 17 catches against Minnesota in 2011...Was fourth nationally in receptions (9.3), eighth in receiving yards (107.7) and 16th in all-purpose running (151.6) in 2011...Led USC in receptions (65) in 2010...Set USC season records for kickoff returns (38) and yardage (971) and USC freshman season record for all-purpose yards (1817) in 2010...Is fifth on USC's career kickoff return list (1,364 yards)...Had 10 career 100-yard receiving games, including twice with 200 yards, and 6 games with double digit receptions...Was drafted in the second round of the 2013 NFL draft (as a junior) by the Bills and played for the Bills (2013-16) and Rams (2017-18)...Born 3-10-92

| Year | REC | YDS | AVG | TD | LG | TCB | YDS | AVG | TD | LG |
|---------------|------------|-------------|-------------|-----------|-----------|-----------|------------|-------------|----------|-----------|
| 2010 | 65 | 792 | 12.2 | 6 | 61 | 6 | 50 | 8.3 | 0 | 22 |
| 2011 | 111 | 1292 | 11.6 | 15 | 82 | 7 | 16 | 2.3 | 0 | 14 |
| 2012 | 76 | 846 | 11.1 | 11 | 41 | 1 | 76 | 76.0 | 0 | 76 |
| CAREER | 252 | 2930 | 11.6 | 32 | 82 | 14 | 142 | 10.1 | 0 | 76 |

| Year | KOR | YDS | AVG | TD | LG | PR | YDS | AVG | TD | LG |
|---------------|-----------|-------------|-------------|----------|-----------|-----------|------------|------------|----------|-----------|
| 2010 | 38 | 971 | 25.6 | 1 | 97 | 1 | 4 | 4.0 | 0 | 4 |
| 2011 | 17 | 393 | 23.1 | 0 | 47 | 13 | 118 | 9.1 | 0 | 26 |
| 2012 | 0 | 0 | 0.0 | 0 | 0 | 17 | 61 | 3.6 | 0 | 31 |
| CAREER | 55 | 1364 | 24.8 | 1 | 97 | 31 | 183 | 5.9 | 0 | 31 |

MATT KALIL, OT, 6-7, 295, Corona, CA [Servite], #75

2011 All-American...2009-10-11 letterman...USC was 27-11 in his career... USC was sixth in the final AP poll in 2011 and 22nd in 2009...Played in 2009 Emerald Bowl...Won 2011 Pac-12 Morris Trophy...Was a 2011 All-Conference first teamer...Won USC's Offensive Lineman of the Year Award in 2011...Blocked 5 kicks in his career...Was drafted in the first round (fourth pick) of the 2012 draft (as a junior) by the Vikings and played for the Vikings (2012-16) and Panthers (2017-18)...Born 7-6-89

T.J. McDONALD, S, 6-3, 205, Fresno, CA [Edison], #7

2011 All-American...2009-10-11-12 letterman...USC was 34-17 in his career... USC was sixth in the final AP poll in 2011 and 22nd in 2009...Played in 2009 Emerald Bowl and 2012 Sun Bowl...Was a 2011 All-Conference first teamer... USC's captain in 2011 and 2012...Won USC's Most Inspirational Player Award and Defensive Perimeter Player of the Year Award in 2012 and USC's Defensive Perimeter Player of the Year Award in 2011...Led USC in interceptions (3) in 2011...Led USC in tackles in 2010 (89) and 2012 (112)...Played in 2013 Senior Bowl...Joined his father, Tim, as the first father-son All-American first teamers and captains in USC history...Was drafted in the third round of the 2013 NFL draft by the Rams and played for the Rams (2013-16) and Dolphins (2017-18)...Born 1-26-91

| Year | TAC | LS/YDS | DFL | FR | INT | YDS | AVG | TD | LG |
|---------------|------------|--------------|-------------|----------|----------|-----------|------------|----------|-----------|
| 2009 | 7 | 0/0 | 0 | 0 | 0 | 0 | 0.0 | 0 | 0 |
| 2010 | 89 | 3/14 | 5# | 0 | 3 | 20 | 6.7 | 0 | 20 |
| 2011 | 67 | 2.5/4 | 3# | 1 | 3 | 37 | 12.3 | 0 | 25 |
| 2012 | 113 | 6.5/19 | 4## | 0 | 2 | 0 | 0.0 | 0 | 0 |
| CAREER | 275 | 12/37 | 12## | 1 | 8 | 57 | 7.1 | 0 | 25 |

#Includes 1 blocked punt
##Includes 1 blocked field goal
###Includes 2 blocked punts and 1 blocked field goal

MARQISE LEE, S, 6-0, 195, Inglewood, CA [Serra], #9

USC's first Biletnikoff Award winner in 2012...2012 unanimous All-American...2011-12-13 letterman...USC was 27-12 in his career...USC was sixth in the final AP poll in 2011 and 19th in 2013...Played in 2012 Sun Bowl and 2013 Las Vegas Bowl...USC captain in 2013...Was a 2012 All-Conference first teamer and the Pac-12 Offensive Player of the Year...Won the 2012 Warfield Award, was a finalist for the Hornung Award and Walter Camp Award and finished fourth in the Heisman Trophy voting...Won USC's MVP, Offensive Perimeter Player of the Year and John McKay Award in 2012 and USC's Chris Carlisle Courage Award in 2013...Named a Freshman All-American first teamer and Pac-12 Freshman Co-Offensive Player of the Year in 2011...Set or tied 24 USC records, including 18 in 2012...Set USC career receiving yards record (3655)... Had 57 catches for 761 yards and 4 TDs in 2013 (he missed 3 games with injuries)...Set Pac-12 season records for receptions (118) and receiving yards (1721) in 2012...Was second nationally in receptions (9.1) and receiving yards (132.4), third in all-purpose yards (206.4) and eighth in kickoff returns (28.5) in 2012...Had school-record 7 games with double digit receptions in 2012...Set Pac-12 records with 345 receiving yards at Arizona and 251 kickoff return yards in 2012...Had 73 catches for 1143 yards and 11 TDs in 2011...Is second on USC's career receptions list (248) and eighth on USC's career kickoff returns list (1305 yards)...Had 15 career 100-yard receiving games, including twice with 200 yards...Made Pac-12 All-Century Team in 2015...Also long jumped for USC track team...Was drafted in the second round of the 2014 NFL draft by the Jaguars (as a junior) and played for the Jaguars (2014-18)...Born 11-25-91.

| Year | REC | YDS | AVG | TD | LG | TCB | YDS | AVG | TD | LG |
|---------------|------------|-------------|---------------|-----------|-----------|-----------|------------|------------|----------|-----------|
| 2011 | 73 | 1143 | 15.7 | 11 | 59 | 5 | 33 | 6.6 | 0 | 8 |
| 2012 | 118 | 1721 | 14.6 | 14 | 83 | 13 | 106 | 8.2 | 0 | 38 |
| 2013 | 57 | 761 | 13.9 | 4 | 80 | 6 | 7 | 1.2 | 0 | 8 |
| CAREER | 248 | 3655 | 14.729 | 83 | 83 | 24 | 146 | 6.1 | 0 | 38 |

| Year | KOR | YDS | AVG | TD | LG | PR | YDS | AVG | TD | LG |
|---------------|-----------|-------------|-------------|----------|------------|----------|-----------|------------|----------|-----------|
| 2011 | 10 | 285 | 28.5 | 1 | 88 | 0 | 0 | 0.0 | 0 | 0 |
| 2012 | 30 | 856 | 28.5 | 1 | 100 | 0 | 0 | 0.0 | 0 | 0 |
| 2013 | 10 | 164 | 16.4 | 0 | 34 | 8 | 46 | 5.8 | 0 | 18 |
| CAREER | 50 | 1305 | 26.1 | 2 | 100 | 8 | 46 | 5.8 | 0 | 18 |

LEONARD WILLIAMS, DE, 6-5, 300, Daytona Beach, FL [Mainland], #94

2-time (2013-14) All-American...2012-13-14 Letterman...USC was 26-14 in his career...USC was 19th in the final AP poll in 2013 and 20th in 2014...Played in 2012 Sun Bowl, 2013 Las Vegas Bowl and 2014 Holiday Bowl...Was All-Conference first teamer in 2013 and 2014...Was USC's MVP and Hendricks Award finalist in 2014...Was 2013 Sophomore All-American first teamer...Was 2012 Freshman All-American first teamer and Pac-12 Defensive Freshman of the Year...Won USC's Defensive Lineman of the Year in 2013 and 2014...Had 218 career tackles, including 36.5 for losses (with 21 sacks)...Made Pac-12 All-Century Team in 2015...Was drafted in the first round of the 2015 NFL draft (as a junior) by the Jets and played for the Jets (2015-18)...Born 6-20-94.

| Year | TAC | LS/YDS | DFL | FR | INT | YDS | AVG | TD | LG |
|---------------|------------|-----------------|----------|----------|----------|-----------|-------------|----------|-----------|
| 2012 | 64 | 13.5/46 | 4 | 2 | 1 | 24 | 24.0 | 0 | 24 |
| 2013 | 74 | 13.5/50 | 0 | 1 | 0 | 0 | 0.0 | 0 | 0 |
| 2014 | 80 | 9.5/57 | 3 | 1 | 1 | 10 | 10.0 | 0 | 10 |
| CAREER | 218 | 36.5/153 | 7 | 4 | 2 | 34 | 17.0 | 0 | 24 |

NELSON AGHOLOR, WR, 6-1, 190, Tampa, FL [Berkeley Prep], #15

2014 All-American...2012-13-14 Letterman...USC was 26-14 in his career...USC was 19th in the final AP poll in 2013 and 20th in 2014...Played in 2012 Sun Bowl, 2013 Las Vegas Bowl and 2014 Holiday Bowl...Was 2014 All-Conference first teamer...Won USC's Offensive Perimeter Player of the Year Award in 2013 and 2014 and John McKay Award in 2013...Had team bests 104 catches (third on USC season list) for 1,313 yards with 12 TDs, plus 19 punt returns for 197 yards with 2 TDs and 9 kickoff returns for 147 yards in 2014...Was eighth nationally in receptions (8.0), 12th in receiving yards (101.0) and 18th in punt returns (10.4) in 2014...Had 56 catches for 918 yards with 6 TDs, plus 18 punt returns for 343 yards with 2 TDs and 10 kickoff returns for 175 yards in 2013...Was second nationally in punt returns (19.1) in 2013...Had Pac-12 record 2 punt return TDs for USC record 168 yards at California in 2013...Had 19 catches for 340 yards with 2 TDs in 2012...Had USC record 4 career scoring punt returns...Is ninth on USC career reception list (179) and eighth on USC career punt return chart (540)...Had 8 100-yard receiving games (2 for 200 yards)...Was drafted in the first round of the 2015 NFL draft (as a junior) by the Eagles and played for the Eagles (2015-18)...Born 5-24-93 in Nigeria

| Year | REC | YDS | AVG | TD | LG | TCB | YDS | AVG | TD | LG |
|---------------|------------|-------------|-------------|-----------|-----------|----------|-----------|------------|----------|----------|
| 2012 | 19 | 340 | 17.9 | 2 | 76 | 1 | 7 | 7.0 | 0 | 7 |
| 2013 | 56 | 918 | 16.4 | 6 | 62 | 2 | 8 | 4.0 | 0 | 13 |
| 2014 | 104 | 1313 | 12.6 | 12 | 87 | 4 | 3 | 0.8 | 0 | 13 |
| CAREER | 179 | 2571 | 14.4 | 20 | 87 | 7 | 18 | 2.6 | 0 | 4 |

| Year | PR | YDS | AVG | TD | LG | KOR | YDS | AVG | TD | LG |
|---------------|-----------|------------|-------------|----------|-----------|-----------|------------|-------------|----------|-----------|
| 2012 | 0 | 0 | 0.0 | 0 | 0 | 5 | 121 | 24.2 | 0 | 37 |
| 2013 | 18 | 343 | 19.1 | 2 | 93 | 10 | 175 | 17.5 | 0 | 25 |
| 2014 | 19 | 197 | 10.4 | 2 | 65 | 9 | 147 | 16.3 | 0 | 21 |
| CAREER | 37 | 540 | 14.6 | 4 | 93 | 24 | 443 | 18.5 | 0 | 37 |

ADOREE' JACKSON, CB-WR-RET, 5-11, 185, Belleville, IL [Serra], #2

USC's second Thorpe Award winner (2016)...2016 consensus All-American...2014-15-16 letterman...USC was 27-13 in his career...USC was 20th in the final AP poll in 2014 and third in 2016...Played in 2014 and 2015 Holiday Bowl and 2017 Rose Bowl...USC captain in 2016...Won 2016 Jet Award, was finalist for Hornung Award in 2015 and 2016 and was finalist for 2016 Lott IMPACT Trophy...Was All-Conference first teamer in 2015 (as DB) and 2016 (as DB and returner) and Pac-12 Defensive Player of the Year in 2016...Was USC's MVP in 2015 and 2016...Was USC's Special Teams Player of the Year, Defensive Perimeter Player of the Year and Player of the Game Versus Notre Dame in 2016...Was Freshman All-American and Pac-12 Defensive Freshman of the Year in 2014...Set USC career records for kickoff return yardage (2141) and returns (79) and tied record for career punt return TDs (4)...Tied NCAA career records for most TDs on kick returns (8) and all runbacks (9)...Scored TDs 4 ways (6 receptions, 4 punt returns, 4 kickoff returns, 1 interception)...Was first Trojan since at least 1953 with TDs on punt return, kickoff return and pass reception in a game (vs. Notre Dame, 2016)...Was first Trojan since at least 1960 to start on offense and defense in a game (vs. Notre Dame, 2014)...In 2016, was second nationally in punt return TDs (2) and kickoff return TDs (2), third in punt returns (15.8), sixth in kickoff returns (29.5), 18th in interceptions (0.4) and 19th in passes defended (1.2)...In 2015, was second nationally in punt return TDs (2) and 25th in punt returns (10.5)...Is fifth on USC's career punt return list (578)...Also was a 2015 and 2016 All-American in track when he twice won the Pac-12 long jump and finished fifth at the NCAA meet (he also was second in the 2016 Pac-12 100 meters)...Was drafted in the first round of the 2017 NFL draft (as a junior) by the Titans and played for the Titans (2017-18)...Born 9-18-95



| | TAC | LS/YDS | DFL | FR | INT | YDS | AVG | TD | LG |
|--------------------|------------|-------------|-----------|----------|----------|-----------|-------------|----------|-----------|
| 2014 (Fr.)... | 49 | 4/7 | 10 | 1 | 0 | 0 | 0.0 | 0 | 0 |
| 2015 (So.)... | 35 | 0/0 | 8 | 0 | 1 | 46 | 46.0 | 1 | 46 |
| 2016 (Jr.)... | 55 | 2/4 | 11 | 2 | 5 | 21 | 4.2 | 0 | 0 |
| CAREER..... | 139 | 6/11 | 29 | 3 | 6 | 67 | 11.2 | 1 | 46 |

| | REC | YDS | AVG | TD | LG | TCB | YDS | AVG | TD | LG |
|--------------------|-----------|------------|-------------|----------|-----------|-----------|-----------|------------|----------|-----------|
| 2014 (Fr.)... | 10 | 138 | 13.8 | 3 | 71 | 1 | 5 | 5.0 | 0 | 5 |
| 2015 (So.)... | 27 | 414 | 15.3 | 2 | 83 | 7 | 36 | 5.1 | 0 | 27 |
| 2016 (Jr.)... | 2 | 76 | 38.0 | 1 | 52 | 7 | 51 | 7.3 | 0 | 17 |
| CAREER..... | 39 | 628 | 16.1 | 6 | 83 | 15 | 92 | 6.1 | 0 | 27 |

| | KOR | YDS | AVG | TD | LG | PR | YDS | AVG | TD | LG |
|--------------------|-----------|-------------|-------------|----------|------------|-----------|------------|-------------|----------|-----------|
| 2014 (Fr.)... | 23 | 684 | 29.7 | 2 | 100 | 2 | 12 | 12.0 | 0 | 10 |
| 2015 (So.)... | 30 | 690 | 23.0 | 0 | 40 | 24 | 251 | 10.5 | 2 | 45 |
| 2016 (Jr.)... | 26 | 767 | 29.5 | 2 | 100 | 20 | 315 | 15.8 | 2 | 77 |
| CAREER..... | 79 | 2141 | 27.1 | 4 | 100 | 46 | 578 | 12.6 | 4 | 77 |

ZACH BANNER, DT, 6-9, 360, Tacoma, WA (Lakes), #73

2016 All-American...2014-15-16 letterman...USC was 27-13 in his career...USC was 20th in the final AP poll in 2014 and third in 2016...Played in 2014 and 2015 Holiday Bowl and 2017 Rose Bowl...USC captain in 2016...2016 Senior CLASS Award finalist...Was All-Conference first teamer in 2015 and 2016...Was USC's Offensive Lineman of the Year in 2015 and 2016, and won USC's Community Service Award in 2016...Played in 2017 Senior Bowl...Was drafted in the fourth round of the 2017 NFL draft by the Colts and played for the Browns (2017) and Steelers (2018)...Member of USC basketball team in 2013...Born 12-25-93

CHAD WHEELER, DT, 6-6, 310, Santa Monica, CA (Santa Monica), #72

2016 All-American...2013-14-15-16 letterman (4-year starter)...USC was 37-17 in his career...USC was 19th in the final AP poll in 2013, 20th in 2014 and third in 2016...Played in 2013 Las Vegas Bowl, 2014 and 2015 Holiday Bowl and 2017 Rose Bowl...Was 2016 All-Conference first team...Won USC's Offensive Lineman of the Year Award in 2016, Bob Chandler Award in 2015 and Co-Lifter of the Year Award in 2013...Played for the Giants (2017-18)...Member of USC basketball team in 2013...Born 1-19-94

RONALD JONES II, TB, 6-0, 200, McKinney, TX (McKinney North), #25


2017 All-American...2015-16-17 letterman...USC was 29-12 in his career...USC was third in the final AP poll in 2016 and 12th in 2017...Played in the 2015 Holiday Bowl, 2017 Rose Bowl and 2017 Cotton Bowl...2017 Earl Campbell Tyler Rose Award finalist...Was 2017 All-Conference first team...Won USC's Jack Dakie "Rise and Shine" Award in 2015 and 2016 and Offensive Perimeter Player of the Year Award in 2017...Is fifth on USC's career rushing list (3,619 yards)...Had 14 career 100-yard rushing games...Had back-to-back 1,000-yard rushing seasons, leading USC in 2016 (1,082 yards on 177 carries with 12 TDs) and 2017 (1,550 yards on 261 carries with 19 TDs)...Also led USC in rushing in 2015, just the second true freshman to do so (he had a USC freshman record 987 yards on 153 carries with 8 TDs)...Also sprinted briefly for the USC track team in 2016... Was drafted in the second round of the 2018 NFL draft by the Buccaneers and played for the Buccaneers (2018)...Born 8-3-97

| | TCB | YDS | AVG | TD | LG | REC | YDS | AVG | TD | LG |
|--------------------|------------|-------------|------------|-----------|-----------|-----------|------------|------------|----------|-----------|
| 2015 (Fr.)... | 153 | 987 | 6.5 | 8 | 74 | 7 | 39 | 5.6 | 1 | 15 |
| 2016 (So.)... | 177 | 1082 | 6.1 | 12 | 66 | 11 | 76 | 6.9 | 1 | 16 |
| 2017 (Jr.)... | 261 | 1550 | 5.9 | 19 | 86 | 14 | 186 | 13.4 | 1 | 56 |
| CAREER..... | 591 | 3619 | 6.1 | 39 | 86 | 32 | 301 | 9.4 | 3 | 56 |

UCHENNA NWOSU, OLB, 6-2, 240, Carson, CA (Narbonne), #42

2017 All-American...2014-15-16-17 letterman...USC was 38-16 in his career...USC was 20th in the final AP poll in 2014, third in 2016 and 12th in 2017...Played in the 2014 and 2015 Holiday Bowls, 2017 Rose Bowl and 2017 Cotton Bowl... Was 2017 All-Conference first team...Won USC's John McKay Award in 2016 and Co-MVP and Co-Lifter of the Year Awards in 2017...USC captain in 2017... Played in 2018 Senior Bowl...Had 168 tackles (20.5 for loss, with 12.5 sacks) and 19 deflections in career...Had 75 tackles 11.5 for loss, with 9.5 sacks) and team-high 13 deflections in 2017... Was drafted in the second round of the 2018 NFL draft by the Chargers and played for the Chargers (2018)...Born 12-28-96

| | TAC | LS/YDS | DFL | FR | INT | YDS | AVG | TD | LG |
|--------------------|------------|----------------|-----------|----------|----------|----------|------------|----------|----------|
| 2014 (Fr.)... | 9 | 0/0 | 0 | 0 | 0 | 0 | 0.0 | 0 | 0 |
| 2015 (So.)... | 31 | 1.5/2 | 1 | 0 | 0 | 0 | 0.0 | 0 | 0 |
| 2016 (Jr.)... | 53 | 7.5/39 | 5 | 0 | 0 | 0 | 0.0 | 0 | 0 |
| 2017 (Sr.)... | 75 | 11.5/56 | 13 | 1 | 1 | 0 | 0.0 | 0 | 0 |
| CAREER..... | 168 | 20.5/97 | 19 | 1 | 1 | 0 | 0.0 | 0 | 0 |



JUNIOR SEAU




PAUL McDONALD




BRUCE MATTHEWS




SAM CUNNINGHAM



HARRY SMITH



CHARLES YOUNG



DAMON BAME



CHARLES PHILLIPS



DENNIS THURMAN



ADRIAN YOUNG



USC HEISMAN SALUTE

MIKE GARRETT – 1965

Two-time All-American Mike Garrett was the man who began the great legacy of USC's I-formation tailbacks.

He was the Trojans' first – and only the West Coast's second – Heisman winner when he whipped an outstanding field of candidates in 1965.

Mike set 14 NCAA, conference and USC records in his three-year career, including an NCAA career rushing record of 3,221 yards in the days when 1,000-yard-a-season rushers were almost non-existent. He later starred for the Kansas City Chiefs and San Diego Chargers.



MIKE GARRETT CAREER STATISTICS

| | GP | TCB | YDS | AVG | TD | | | | | | |
|--------------|-----------|------------|-------------|------------|-----------|------------|-------------|-------------|-----------|----------|--|
| 1963 | 10 | 128 | 833 | 6.5 | 3 | | | | | | |
| 1964 | 10 | 217 | 948 | 4.3 | 9 | | | | | | |
| 1965 | 10 | 267 | 1440 | 5.4 | 13 | | | | | | |
| TOTAL | 30 | 612 | 3221 | 5.3 | 25 | | | | | | |
| | REC | YDS | AVG | TD | PA | PC | PI | PCT | YDS | TD | |
| 1963 | 10 | 78 | 7.8 | 1 | 1 | 1 | 0 | 1.000 | 6 | 1 | |
| 1964 | 17 | 227 | 13.4 | 1 | 1 | 0 | 1 | .000 | 0 | 0 | |
| 1965 | 9 | 94 | 10.4 | 1 | 4 | 2 | 1 | .500 | 42 | 2 | |
| TOTAL | 36 | 399 | 11.1 | 3 | 6 | 3 | 2 | .500 | 48 | 3 | |
| | PR | YDS | AVG | TD | KOR | YDS | AVG | TD | | | |
| 1963 | 13 | 90 | 6.9 | 0 | 15 | 352 | 23.5 | 0 | | | |
| 1964 | 17 | 173 | 10.2 | 0 | 10 | 253 | 25.3 | 0 | | | |
| 1965 | 13 | 235 | 18.1 | 2 | 5 | 105 | 21.0 | 0 | | | |
| TOTAL | 43 | 498 | 11.6 | 2 | 30 | 710 | 23.7 | 0 | | | |
| | INT | YDS | AVG | TD | | | | | | | |
| 1963 | 1 | 12 | 12.0 | 0 | | | | | | | |
| TOTAL | 1 | 12 | 12.0 | 0 | | | | | | | |

O.J. SIMPSON – 1968

O.J. Simpson became USC's second Heisman Trophy winner in 1968 when he captured the award by the most one-sided margin in history.

During the regular 1968 season, O.J. established an NCAA record for yards rushing – 1,709 – in a single season (since bettered). A two-time unanimous All-American, he equaled or bettered 19 NCAA, conference and USC records.

A December 1998 SPORT magazine ranking listed him among the Top 10 college football players of the 20th century.

Simpson also held the NFL single season rushing record of 2,003 yards set in 1973 and finished his 11-year pro career as the second leading NFL career rusher.



O.J. SIMPSON CAREER STATISTICS

| | GP | TCB | YDS | AVG | TD | | | | | | |
|--------------|-----------|------------|-------------|------------|-----------|----------|----------|-------------|-----------|----------|--|
| 1967 | 10 | 291 | 1543 | 5.3 | 13 | | | | | | |
| 1968 | 11 | 383 | 1880 | 4.9 | 23 | | | | | | |
| TOTAL | 21 | 674 | 3423 | 5.1 | 36 | | | | | | |
| | REC | YDS | AVG | TD | PA | PC | PI | PCT | YDS | TD | |
| 1967 | 10 | 109 | 10.9 | 0 | 6 | 3 | 0 | .500 | 33 | 3 | |
| 1968 | 26 | 211 | 8.1 | 0 | 5 | 1 | 1 | .200 | 15 | 0 | |
| TOTAL | 36 | 320 | 8.9 | 0 | 11 | 4 | 1 | .364 | 48 | 3 | |
| | KOR | YDS | AVG | TD | | | | | | | |
| 1967 | 8 | 204 | 25.5 | 0 | | | | | | | |
| 1968 | 7 | 151 | 21.6 | 0 | | | | | | | |
| TOTAL | 15 | 355 | 23.7 | 0 | | | | | | | |

CHARLES WHITE – 1979

Charles White, USC's third Heisman Trophy winner, finished his four-year career as the NCAA's second leading rusher ever with 5,598 regular season yards. Including bowl games, he finished with a Pac-10 record 6,245.

A two-year unanimous All-American, White set or equaled 22 NCAA, Pac-10, USC and Rose Bowl records. He gained over 100 yards 31 times in his career, including 10 times in 1979.

In that senior season, Charlie averaged 186.4 yards a game, 6.2 yards a carry, led the nation in rushing, and, for the second straight season, led it in all-purpose running.



CHARLES WHITE CAREER STATISTICS

| | GP | TCB | YDS | AVG | TD | | | | | | |
|--------------|-----------|-------------|-------------|------------|-----------|----------|----------|-------------|-----------|----------|--|
| 1976 | 12 | 156 | 858 | 5.5 | 10 | | | | | | |
| 1977 | 12 | 285 | 1478 | 5.2 | 7 | | | | | | |
| 1978 | 13 | 374 | 1859 | 5.0 | 13 | | | | | | |
| 1979 | 11 | 332 | 2050 | 6.2 | 19 | | | | | | |
| TOTAL | 48 | 1147 | 6245 | 5.4 | 49 | | | | | | |
| | REC | YDS | AVG | TD | PA | PC | PI | PCT | YDS | TD | |
| 1976 | 6 | 65 | 10.8 | 1 | 0 | 0 | 0 | .000 | 0 | 0 | |
| 1977 | 9 | 138 | 15.3 | 2 | 1 | 0 | 0 | .000 | 0 | 0 | |
| 1978 | 22 | 193 | 8.8 | 1 | 1 | 1 | 0 | 1.000 | -5 | 0 | |
| 1979 | 22 | 145 | 6.6 | 0 | 0 | 0 | 0 | .000 | 0 | 0 | |
| TOTAL | 59 | 541 | 9.2 | 4 | 2 | 1 | 0 | .500 | -5 | 0 | |
| | KOR | YDS | AVG | TD | | | | | | | |
| 1976 | 14 | 295 | 21.1 | 0 | | | | | | | |
| 1977 | 0 | 0 | 0.0 | 0 | | | | | | | |
| 1978 | 7 | 145 | 20.7 | 0 | | | | | | | |
| 1979 | 0 | 0 | 0.0 | 0 | | | | | | | |
| TOTAL | 21 | 440 | 21.0 | 0 | | | | | | | |

MARCUS ALLEN – 1981

Marcus Allen, USC's fourth Heisman Trophy winner, was college football's first 2,000-yard rusher.

When he captured the award in 1981, Marcus set 14 new NCAA records and tied two others, including most yards rushing in a single season (2,342), highest per-game average (212.9), most 200-yard games in a career (11), most 200-yard games in a season (8) and most 200-yard games in a row (5).

Allen also led the Trojans in receiving with 30 and 34 catches in each of his last two seasons.



MARCUS ALLEN CAREER STATISTICS

| | GP | TCB | YDS | AVG | TD | | | | | | |
|--------------|-----------|------------|-------------|------------|-----------|----------|----------|-------------|-----------|----------|--|
| 1978 | 5 | 31 | 171 | 5.5 | 1 | | | | | | |
| 1979 | 12 | 114 | 649 | 5.7 | 8 | | | | | | |
| 1980 | 10 | 354 | 1563 | 4.4 | 14 | | | | | | |
| 1981 | 12 | 433 | 2427 | 5.6 | 22 | | | | | | |
| TOTAL | 39 | 932 | 4810 | 5.2 | 45 | | | | | | |
| | REC | YDS | AVG | TD | PA | PC | PI | PCT | YDS | TD | |
| 1978 | 0 | 0 | 0.0 | 0 | 0 | 0 | 0 | .000 | 0 | 0 | |
| 1979 | 22 | 314 | 14.3 | 0 | 0 | 0 | 0 | .000 | 0 | 0 | |
| 1980 | 30 | 231 | 7.7 | 0 | 2 | 2 | 0 | 1.000 | 57 | 1 | |
| 1981 | 34 | 256 | 7.5 | 1 | 2 | 0 | 0 | .000 | 0 | 0 | |
| TOTAL | 86 | 801 | 9.3 | 1 | 4 | 2 | 0 | .500 | 57 | 1 | |
| | KOR | YDS | AVG | TD | | | | | | | |
| 1979 | 3 | 46 | 15.3 | 0 | | | | | | | |
| TOTAL | 3 | 46 | 15.3 | 0 | | | | | | | |



USC HEISMAN SALUTE



CARSON PALMER – 2002

After a 21-year drought, Carson Palmer became USC's fifth Heisman Trophy winner (and the first from the West Coast since 1981), as well as Troy's first quarterback winner ever.

Palmer--a 4-year starter--set or tied 33 Pac-10 and USC total offense and passing records, including becoming the league's career leader in total offense and passing yards.

In 2002, he completed 309-of-489 passes (63.2%) for 3,942 yards and 33 TDs, all USC records. He threw for 300-plus yards in a USC-record 7 games that season, including 3 in a row. He completed at least 60.0% of his passes 9 times.



CARSON PALMER CAREER STATISTICS

| | PA | PC | PI | PCT | YDS | TD | TCB | YDS | AVG | TD |
|--------------|-------------|------------|-----------|-------------|--------------|-----------|------------|-------------|-------------|----------|
| 1998 | 235 | 130 | 6 | .553 | 1755 | 7 | 47 | -116 | -2.5 | 1 |
| 1999 | 53 | 39 | 3 | .736 | 490 | 3 | 7 | 2 | 0.3 | 1 |
| 2000 | 415 | 228 | 18 | .549 | 2914 | 16 | 63 | 5 | 0.1 | 2 |
| 2001 | 377 | 221 | 12 | .586 | 2717 | 13 | 88 | 34 | 0.4 | 1 |
| 2002 | 489 | 309 | 10 | .632 | 3942 | 33 | 50 | -122 | -2.4 | 4 |
| TOTAL | 1569 | 927 | 49 | .591 | 11818 | 72 | 255 | -197 | -0.8 | 9 |

MATT LEINART – 2004

Matt Leinart became USC's first junior to win the Heisman Trophy when he did so in 2004 while leading the Trojans to their second consecutive national championship.

He completed 65.3% of his passes for 3,322 yards and 33 TDs with just 6 interceptions in 2004.

The 3-time All-American was 37-2 as a starter. He ranks third on USC's career completions, passing yardage and total offense charts and his 99 career touchdown passes set a Pac-10 record. He set 16 school records in his career.



MATT LEINART CAREER STATISTICS

| | PA | PC | PI | PCT | YDS | TD | TCB | YDS | AVG | TD |
|--------------|-------------|------------|-----------|-------------|--------------|-----------|------------|------------|-------------|----------|
| 2003 | 402 | 255 | 9 | .634 | 3556 | 38 | 32 | -62 | -1.9 | 0 |
| 2004 | 412 | 269 | 6 | .653 | 3322 | 33 | 49 | -44 | -0.9 | 3 |
| 2005 | 431 | 283 | 8 | .657 | 3815 | 28 | 45 | 34 | 0.8 | 6 |
| TOTAL | 1245 | 807 | 23 | .648 | 10693 | 99 | 126 | -72 | -0.6 | 9 |

| | REC | YDS | AVG | TD |
|--------------|----------|-----------|-------------|----------|
| 2003 | 1 | 15 | 15.0 | 1 |
| 2005 | 1 | 11 | 11.0 | 0 |
| TOTAL | 2 | 26 | 13.0 | 1 |

Heisman Winners

- 1935--Jay Berwanger, Chicago, HB
- 1936--Larry Kelley, Yale, E
- 1937--Clint Frank, Yale, HB
- 1938--Davey O'Brien, TCU, QB
- 1939--Nile Kinnick, Iowa, HB
- 1940--Tom Harmon, Michigan, HB
- 1941--Bruce Smith, Minnesota, HB
- 1942--Frank Sinkwich, Georgia, HB
- 1943--Angelo Bertelli, Notre Dame, QB
- 1944--Les Horvath, Ohio State, QB
- 1945--Doc Blanchard, Army, FB
- 1946--Glenn Davis, Army, HB
- 1947--John Lujack, Notre Dame, QB
- 1948--Doak Walker, SMU, HB
- 1949--Leon Hart, Notre Dame, E
- 1950--Vic Janowicz, Ohio State, HB
- 1951--Dick Kazmaier, Princeton, HB
- 1952--Billy Vessels, Oklahoma, HB
- 1953--John Lattner, Notre Dame, HB
- 1954--Alan Ameche, Wisconsin, FB
- 1955--Howard Cassady, Ohio State, HB
- 1956--Paul Hornung, Notre Dame, QB
- 1957--John Crow, Texas A&M, HB
- 1958--Pete Dawkins, Army, HB
- 1959--Billy Cannon, LSU, HB
- 1960--Joe Bellino, Navy, HB
- 1961--Ernie Davis, Syracuse, HB
- 1962--Terry Baker, Oregon State, QB
- 1963--Roger Staubach, Navy, QB
- 1964--John Huarte, Notre Dame, QB
- 1965--Mike Garrett, USC, TB
- 1966--Steve Spurrier, Florida, QB
- 1967--Gary Beban, UCLA, QB
- 1968--O.J. Simpson, USC, TB
- 1969--Steve Owens, Oklahoma, HB
- 1970--Jim Plunkett, Stanford, QB
- 1971--Pat Sullivan, Auburn, QB
- 1972--Johnny Rodgers, Nebraska, FL
- 1973--John Cappelletti, Penn State, HB
- 1974--Archie Griffin, Ohio State, TB
- 1975--Archie Griffin, Ohio State, TB
- 1976--Tony Dorsett, Pittsburgh, TB
- 1977--Earl Campbell, Texas, FB
- 1978--Billy Sims, Oklahoma, TB
- 1979--Charles White, USC, TB
- 1980--George Rogers, South Carolina, TB
- 1981--Marcus Allen, USC, TB
- 1982--Herschel Walker, Georgia, TB
- 1983--Mike Rozier, Nebraska, TB
- 1984--Doug Flutie, Boston College, QB
- 1985--Bo Jackson, Auburn, TB
- 1986--Vinnie Testaverde, Miami (Fla.), QB
- 1987--Tim Brown, Notre Dame, WR
- 1988--Barry Sanders, Oklahoma State, TB
- 1989--Andre Ware, Houston, QB
- 1990--Ty Detmer, BYU, QB
- 1991--Desmond Howard, Michigan, FL
- 1992--Gino Torretta, Miami (Fla.), QB
- 1993--Charlie Ward, Florida State, QB
- 1994--Rashaan Salaam, Colorado, TB
- 1995--Eddie George, Ohio State, TB
- 1996--Danny Wuerffel, Florida, QB
- 1997--Charles Woodson, Michigan, CB/WR
- 1998--Ricky Williams, Texas, TB
- 1999--Ron Dayne, Wisconsin, TB
- 2000--Chris Weinke, Florida State, QB
- 2001--Eric Crouch, Nebraska, QB
- 2002--Carson Palmer, USC, QB
- 2003--Jason White, Oklahoma, QB
- 2004--Matt Leinart, USC, QB
- 2005--Vacated*
- 2006--Troy Smith, Ohio State, QB
- 2007--Tim Tebow, Florida, QB
- 2008--Sam Bradford, Oklahoma, QB
- 2009--Mark Ingram, Alabama, TB
- 2010--Cam Newton, Auburn, QB
- 2011--Robert Griffin III, Baylor, QB
- 2012--Johnny Manziel, Texas A&M, QB
- 2013--Jameis Winston, Florida State, QB
- 2014--Marcus Mariota, Oregon, QB
- 2015--Derrick Henry, Alabama, RB
- 2016--Lamar Jackson, Louisville, QB
- 2017--Baker Mayfield, Oklahoma, QB
- 2018--Kyler Murray, Oklahoma, QB

Note: USC has had 4 runners-up in the Heisman Trophy voting--TB O.J. Simpson in 1967, TB Anthony Davis in 1974, TB Ricky Bell in 1976 and QB Rodney Peete in 1988. USC's other Top 10 vote-getters were HB-S Jim Sears in 1952 (seventh), HB Jon Arnett in 1956 (10th), TB Ricky Bell in 1975 (third), TB Charles White in 1978 (fourth), QB Paul McDonald in 1979 (sixth), WR Keyshawn Johnson in 1995 (seventh), QB Matt Leinart in 2003 (sixth) and 2005 (third), WR Mike Williams in 2003 (eighth), TB Reggie Bush in 2004 (fifth), WR Dwayne Jarrett in 2006 (ninth), Matt Barkley in 2011 (sixth) and Marqise Lee in 2012 (fourth).

*USC TB Reggie Bush won 2005 Heisman Trophy, but award was later vacated due to NCAA penalty





TROJAN HONOREES

OUTLAND TROPHY

RON YARY – 1967

Ron Yary is the only USC player to win the Outland Trophy, which goes to the outstanding interior lineman in the nation and is selected by the Football Writers Association of America.

Yary was a two-time All-American offensive tackle for the Trojans and was a unanimous All-American pick in 1967 when he won the Outland. That season he led the way for O.J. Simpson. The first player picked in the 1968 draft, he was a perennial All-Pro tackle with the Minnesota Vikings and also played for the Los Angeles Rams.



Outland Winners

1946--George Connor, Notre Dame, T
 1947--Joe Steffy, Army, G
 1948--Bill Fischer, Notre Dame, G
 1949--Ed Badgion, Michigan State, G
 1950--Bob Gain, Kentucky, T
 1951--Jim Weatherall, Oklahoma, T
 1952--Dick Modzelewski, Maryland, T
 1953--J.D. Roberts, Oklahoma, G
 1954--Bill Brooks, Arkansas, G
 1955--Calvin Jones, Iowa, G
 1956--Jim Parker, Ohio State, G
 1957--Alex Karras, Iowa, T
 1958--Zeke Smith, Auburn, G
 1959--Mike McGee, Duke, T
 1960--Tom Brown, Minnesota, G
 1961--Merlin Olsen, Utah State, T
 1962--Bobby Bell, Minnesota, T
 1963--Scott Appleton, Texas, T
 1964--Steve DeLong, Tennessee, T
 1965--Tommy Nobis, Texas, LB
 1966--Lloyd Phillips, Arkansas, DT
 1967--Ron Yary, USC, OT
 1968--Bill Stanfill, Georgia, DT
 1969--Mike Reid, Penn State, DT
 1970--Jim Stillwagon, Ohio State, MG
 1971--Larry Jacobson, Nebraska, DT
 1972--Rich Glover, Nebraska, MG
 1973--John Hicks, Ohio State, OT
 1974--Randy White, Maryland, DT
 1975--Leroy Selmon, Oklahoma, DT
 1976--Ross Browner, Notre Dame, DE
 1977--Brad Shearer, Texas, DT
 1978--Greg Roberts, Oklahoma, G
 1979--Jim Richter, No. Carolina St., C
 1980--Mark May, Pittsburgh, OT
 1981--Dave Rimington, Nebraska, C
 1982--Dave Rimington, Nebraska, C

1983--Dean Steinkuhler, Nebraska, OG
 1984--Bruce Smith, Virginia Tech, DT
 1985--Mike Ruth, Boston College, NG
 1986--Jason Buck, BYU, DT
 1987--Chad Hennings, Air Force, DT
 1988--Tracy Rucker, Auburn, DT
 1989--Mohammed Elewonibi, BYU, OG
 1990--Russell Maryland, Miami (Fla.), DT
 1991--Steve Emtman, Washington, DT
 1992--Will Shields, Nebraska, OG
 1993--Rob Waldrop, Arizona, NG
 1994--Zach Wiegart, Nebraska, OT
 1995--Jonathan Ogden, UCLA, OT
 1996--Orlando Pace, Ohio State, OT
 1997--Aaron Taylor, Nebraska, DT
 1998--Kris Farris, UCLA, OT
 1999--Chris Samuels, Alabama, OT
 2000--John Henderson, Tennessee, DT
 2001--Bryant McKinnie, Miami (Fla.), OT
 2002--Rien Long, Washington State, DT
 2003--Robert Gallery, Iowa, OT
 2004--Jammal Brown, Oklahoma, OT
 2005--Greg Eslinger, Minnesota, C
 2006--Joe Thomas, Wisconsin, DT
 2007--Glenn Dorsey, LSU, DT
 2008--Andre Smith, Alabama, DT
 2009--Ndamukong Suh, Nebraska, DT
 2010--Gabe Carimi, Wisconsin, OT
 2011--Barrett Jones, Alabama, OT
 2012--Luke Joeckel, Texas A&M, DT
 2013--Aaron Donald, Pittsburgh, DT
 2014--Brandon Scherff, Iowa, OT
 2015--Joshua Garnett, Stanford, OG
 2016--Cam Robinson, Alabama, OT
 2017--Ed Oliver, Houston, DT
 2018--Quinnen Williams, Alabama, DT


LOMBARDI AWARD

BRAD BUDE – 1979

In 1979, offensive guard Brad Budde became USC's first recipient of the coveted Lombardi Award, given to the nation's top college lineman who also "best exemplifies the discipline of Vince Lombardi." (Starting in 2017, the award was given to the nation's top player, regardless of position, who embodies the award's namesake.)

Budde was a unanimous All-American as a senior and was also runnerup in the Outland Trophy voting. A four-year starter at Troy, he was the first freshman to start a USC season opener since World War II.

The son of ex-Kansas City Chiefs' All-Pro Ed Budde, Brad followed his father there as the Chiefs' first-round draft pick in 1980.



Lombardi Winners

1970--Jim Stillwagon, Ohio State, MG
 1971--Walt Patulski, Notre Dame, DE
 1972--Rich Glover, Nebraska, MG
 1973--John Hicks, Ohio State, OT
 1974--Randy White, Maryland, DT
 1975--Leroy Selmon, Oklahoma, DT
 1976--Wilson Whitley, Houston, DT
 1977--Ross Browner, Notre Dame, DE
 1978--Bruce Clark, Penn State, DT
 1979--Brad Budde, USC, OG
 1980--Hugh Green, Pittsburgh, DE
 1981--Kenneth Sims, Texas, DT
 1982--Dave Rimington, Nebraska, C
 1983--Dean Steinkuhler, Nebraska, OG
 1984--Tony Degrate, Texas, DT
 1985--Tony Casillas, Oklahoma, NG
 1986--Cornelius Bennett, Alabama, OLB
 1987--Chris Spielman, Ohio State, ILB
 1988--Tracy Rucker, Auburn, DT
 1989--Percy Snow, Michigan State, MLB
 1990--Chris Zorich, Notre Dame, NT
 1991--Steve Emtman, Washington, DT
 1992--Marvin Jones, Florida State, ILB
 1993--Aaron Taylor, Notre Dame, OT
 1994--Warren Sapp, Miami (Fla.), DE

1995--Orlando Pace, Ohio State, OT
 1996--Orlando Pace, Ohio State, OT
 1997--Grant Wistrom, Nebraska, DE
 1998--Dat Nguyen, Texas A&M, LB
 1999--Corey Moore, Virginia Tech, DE
 2000--Jamal Reynolds, Florida State, DE
 2001--Julius Peppers, North Carolina, DE
 2002--Terrell Suggs, Arizona State, DE
 2003--Tommie Harris, Oklahoma, DT
 2004--David Pollack, Georgia, DE
 2005--A.J. Hawk, Ohio State, LB
 2006--LaMarr Woodley, Michigan, DE
 2007--Glenn Dorsey, LSU, DT
 2008--Brian Orakpo, Texas, DE
 2009--Ndamukong Suh, Nebraska, DT
 2010--Nick Fairley, Auburn, DT
 2011--Luke Kuechly, Boston College, LB
 2012--Manti Te'o, Notre Dame, LB
 2013--Aaron Donald, Pittsburgh, DT
 2014--Scooby Wright III, Arizona, LB
 2015--Carl Nassib, Penn State, DE
 2016--Jonathan Alen, Alabama, DT
 2017--Bryce Love, Stanford, TB
 2018--Ugo Amadi, Oregon, S

Note: USC has had 5 finalists for the Lombardi Award--NG George Achica in 1982, OLB Jack Del Rio in 1984, DT Tim Ryan in 1989, DT-DE Shaun Cody in 2004 and LB Rey Maualuga in 2008.



TROJAN HONOREES



THORPE AWARD MARK CARRIER – 1989

As just a junior in 1989, free safety Mark Carrier became USC's first-ever winner of the Jim Thorpe Award, presented to the nation's best defensive back.

A 2-time first team All-American, Carrier had 7 interceptions in 1989 (tied for 10th in the nation), plus 107 tackles, 3 fumble recoveries and 10 pass deflections.

A 3-year starter with 13 career thefts, Carrier was a Thorpe semifinalist in 1988.



THORPE AWARD ADOREE' JACKSON – 2016

Adoree' Jackson, USC's second Thorpe winner when he won it in 2016, not only starred at cornerback but was a threat at wide receiver and returner.

He had 5 interceptions, 11 deflections, 2 fumble recoveries and 55 tackles as a junior in 2016 when he also was a consensus All-American, won the Jet Award, was a finalist for the Hornung Award and Lott IMPACT Trophy and was the Pac-12 Defensive Player of the Year.

A 2-time All-Pac-12 first teamer and 3-year starter, he scored 15 touchdowns in 4 different ways in his career: via reception (6), punt return (4), kickoff return (4) and interception (1). He set USC career records for kickoff return yards (2,141) and returns (79) and punt return TDs (4), and he tied NCAA marks for most career TDs on kick returns (8) and all runbacks (9).



Thorpe Winners

- | | |
|--|---|
| 1986--Thomas Everett, Baylor, FS | 2002--Terence Newman, Kansas State, CB |
| 1987--Bennie Blades, Miami (Fla.), FS; Rickey Dixon, Oklahoma, FS | 2003--Derrick Strait, Oklahoma, CB |
| 1988--Deion Sanders, Florida State, CB | 2004--Carlos Rogers, Auburn, CB |
| 1989--Mark Carrier, USC, FS | 2005--Michael Huff, Texas, CB |
| 1990--Darryl Lewis, Arizona, CB | 2006--Aaron Ross, Texas, CB |
| 1991--Terrell Buckley, Florida State, CB | 2007--Antoine Cason, Arizona, CB |
| 1992--Deon Figures, Colorado, CB | 2008--Malcolm Jenkins, Ohio State, CB |
| 1993--Antonio Langham, Alabama, CB | 2009--Eric Berry, Tennessee, S |
| 1994--Chris Hudson, Colorado, CB | 2010--Patrick Peterson, LSU, CB |
| 1995--Greg Myers, Colorado State, FS | 2011--Morris Claiborne, LSU, CB |
| 1996--Lawrence Wright, Florida, SS | 2012--Johnthan Banks, Mississippi St., CB |
| 1997--Charles Woodson, Michigan, CB | 2013--Darqueze Dennard, Michigan St., CB |
| 1998--Antoine Winfield, Ohio State, CB | 2014--Gerod Holliman, Louisville, S |
| 1999--Tyrone Carter, Minnesota, S | 2015--Deshaun Watson, Ohio State, QB |
| 2000--Jamar Fletcher, Wisconsin, CB | 2016--Adoree' Jackson, USC, CB |
| 2001--Roy Williams, Oklahoma, S | 2017--Minkah Fitzpatrick, Alabama, DB |
| | 2018--Deandre Baker, Georgia, CB |


Note: USC has had 2 finalists for the Thorpe Award--S Troy Polamalu in 2002 and S Taylor Mays in 2008.

BUTKUS AWARD CHRIS CLAIBORNE – 1998

Middle linebacker Chris Claiborne was named USC's first recipient of the Butkus Award, given to college football's top linebacker, as a junior in 1998.

The unanimous All-American first teamer was also selected as Football News' National Defensive Player of the Year and the Pac-10 Defensive Player of the Year in 1998 as he led USC in tackles (120), pass deflections (16) and interceptions (6) that season.

He posted 312 tackles (27 for losses) as a 3-year starter.



Butkus Winners

- | | |
|------------------------------------|-------------------------------------|
| 1985--Brian Bosworth, Oklahoma | 2002--E.J. Henderson, Maryland |
| 1986--Brian Bosworth, Oklahoma | 2003--Teddy Lehman, Oklahoma |
| 1987--Paul McGowan, Florida State | 2004--Derrick Johnson, Texas |
| 1988--Derrick Thomas, Alabama | 2005--Paul Posluszny, Penn State |
| 1989--Percy Snow, Michigan State | 2006--Patrick Willis, Mississippi |
| 1990--Alfred Williams, Colorado | 2007--James Laurenaitis, Ohio State |
| 1991--Erick Anderson, Michigan | 2008--Aaron Curry, Wake Forest |
| 1992--Marvin Jones, Florida State | 2009--Rolando McClain, Alabama |
| 1993--Trev Alberts, Nebraska | 2010--Von Miller, Texas A&M |
| 1994--Dana Howard, Illinois | 2011--Luke Kuechly, Boston College |
| 1995--Kevin Hardy, Illinois | 2012--Manti Te'o, Notre Dame |
| 1996--Matt Russell, Colorado | 2013--C.J. Mosley, Alabama |
| 1997--Andy Katzenmoyer, Ohio State | 2014--Eric Kendricks, UCLA |
| 1998--Chris Claiborne, USC | 2015--Jaylon Smith, Notre Dame |
| 1999--LaVar Arrington, Penn State | 2016--Reuben Foster, Alabama |
| 2000--Dan Morgan, Miami (Fla.) | 2017--Roquan Smith, Georgia |
| 2001--Rocky Calmus, Oklahoma | 2018--Devin White, LSU |


Note: USC has had 3 finalists for the Butkus Award--LB Matt Grootegoed in 2004, Rey Mauluga in 2008 and Brian Cushing in 2008.

MACKAY AWARD FRED DAVIS – 2007

Fred Davis was named USC's first recipient of the Mackey Award, given to college football's top tight end, as a senior in 2007.

He had 62 catches for 881 yards and 8 TDs in 2007 (all team bests and season records for USC tight ends) while earning All-American and All-Pac-10 first team notice. His 152 receiving yards versus Stanford in 2007 was a Trojan tight ends game standard.

A 3-year starter, his 117 catches, 1,408 receiving yards and 13 TD receptions established career records for USC tight ends.



Mackey Winners

- | | |
|---------------------------------------|---|
| 2000--Tim Stratton, Purdue | 2010--D.J. Williams, Arkansas |
| 2001--Daniel Graham, Colorado | 2011--Dwayne Allen, Clemson |
| 2002--Dallas Clark, Iowa | 2012--Tyler Eifert, Notre Dame |
| 2003--Kellen Winslow II, Miami (Fla.) | 2013--Austin Seferian-Jenkins, Washington |
| 2004--Heath Miller, Virginia | 2014--Nick O'Leary, Florida State |
| 2005--Mercedes Lewis, UCLA | 2015--Hunter Henry, Arkansas |
| 2006--Matt Spaeth, Minnesota | 2016--Jake Butt, Michigan |
| 2007--Fred Davis, USC | 2017--Mark Andrews, Oklahoma |
| 2008--Chase Coffman, Missouri | 2018--T.J. Hockenson, Iowa |
| 2009--Aaron Hernandez, Florida | |





TROJAN HONOREES

BILETNIKOFF AWARD MARQISE LEE – 2012

Marqise Lee was named USC's first recipient of the Biletnikoff Award, given to college football's top wide receiver, following a record-setting sophomore season in 2012.

The unanimous All-American first teamer and Pac-12 Offensive Player of the Year set Pac-12 records in 2012 with 118 receptions for 1,721 yards. He caught 14 TDs, and he ranked second nationally in receptions and receiving yards. His 345 receiving yards at Arizona in 2012 also was a Pac-12 record.

The 3-year starter owns 24 USC records, including career receiving yards (3,655). He is second on USC's career receptions list with 248 catches.



Biletnikoff Winners

1994--Bobby Engram, Penn State
1995--Terry Glenn, Ohio State
1996--Marcus Harris, Wyoming
1997--Randy Moss, Marshall
1998--Troy Edwards, Louisiana Tech
1999--Troy Walters, Stanford
2000--Antonio Bryant, Pittsburgh
2001--Josh Reed, LSU
2002--Charles Rogers, Michigan State
2003--Larry Fitzgerald, Pittsburgh
2004--Braylon Edwards, Michigan
2005--Mike Hass, Oregon State
2006--Calvin Johnson, Georgia Tech

2007--Michael Crabtree, Texas Tech
2008--Michael Crabtree, Texas Tech
2009--Golden Tate, Notre Dame
2010--Justin Blackmon, Oklahoma State
2011--Justin Blackmon, Oklahoma State
2012--Marqise Lee, USC
2013--Brandin Cooks, Oregon State
2014--Amari Cooper, Alabama
2015--Corey Coleman, Baylor
2016--Dede Westbrook, Oklahoma
2017--James Washington, Oklahoma State
2018--Jerry Jeudy, Alabama

Note: USC has had 4 finalists for the Biletnikoff Award--Keyshawn Johnson in 1995, Mike Williams in 2003, Dwayne Jarrett in 2005 and Robert Woods in 2011.

Walter Camp Award

Presented since 1967 to the top individual in college football by the Walter Camp Football Foundation.

1967--O.J. Simpson, TB
1968--O.J. Simpson, TB
1979--Charles White, TB
1981--Marcus Allen, TB
2004--Matt Leinart, QB
2005--Reggie Bush, TB

Maxwell Award

Presented since 1937 to the nation's top college football player by the Maxwell Club of Philadelphia.

1968--O.J. Simpson, TB
1979--Charles White, TB
1981--Marcus Allen, TB

Johnny Unitas Golden Arm Award

Presented by the Kentucky Chapter of the National Football Foundation Hall of Fame since 1987 to the nation's top senior QB.

1988--Rodney Peete
2002--Carson Palmer
2005--Matt Leinart

Doak Walker Award

Presented by the SMU Forum since 1990 to the nation's top RB.

2005--Reggie Bush

Chuck Bednarik Award

Presented by the Maxwell Football Club since 1995 to the nation's top defensive player.

2008--Rey Mauluga

Jet Award

Presented in honor of Johnny "The Jet" Rodgers since 2011 by a committee of media to the nation's top return specialist.

2016--Adoree' Jackson

Wuerrfel Trophy

Presented by the All-Sports Association of Fort Walton Beach (Fla.) since 2005 to the nation's players who best combines exemplary community service with athletic and academic achievement.

2012--Matt Barkley

American Football Coaches Association Coach of the Year

Awarded by the American Football Coaches Association since 1935.

1962--John McKay
1972--John McKay
2003--Pete Carroll

Football Writers Assoc. of America Coach of the Year

Awarded by the Football Writers Association of America since 1957.

1962--John McKay
1972--John McKay

Frank Broyles Award

Awarded since 1996 by the Rotary Club of Little Rock, Ark., and the Broyles Foundation to the nation's top assistant football coach.

2002--Norm Chow

Voit Trophy

From 1951 to 1978, awarded to the outstanding football player on the Pacific Coast by West Coast football writers.

1952--Jim Sears, B
1955--Jon Arnett, B
1956--Jon Arnett, B
1965--Mike Garrett, TB
1968--O.J. Simpson, TB
1972--Anthony Davis, TB
1974--Anthony Davis, TB
1976--Ricky Bell, TB
1978--Charles White, TB (Co)

Glenn 'Pop' Warner Award

Presented from 1949 to 2004 to the most valuable senior college football player on the Pacific Coast by the Palo Club.

1952--Jim Sears, B
1956--Jon Arnett, B
1965--Mike Garrett, TB
1968--O.J. Simpson, TB
1972--Mike Rae, QB
1973--Lynn Swann, WR
1974--Anthony Davis, TB
1976--Ricky Bell, TB
1979--Charles White, TB
1981--Marcus Allen, TB
1984--Jack Del Rio, OLB
1988--Rodney Peete, QB
1989--Tim Ryan, DT
1993--Johnnie Morton, WR
1995--Keyshawn Johnson, WR
2002--Carson Palmer, QB
2005--Matt Leinart, QB



Pac-12 Conference Player of the Year

Awarded since 1975 by the Pac-12 Conference

- 1976--Ricky Bell, TB
- 1978--Charles White, TB
- 1979--Charles White, TB
- 1981--Marcus Allen, TB
- 1984 (Defense)--Duane Bickett, OLB
- 1988 (Offense)--Rodney Peete, QB
- 1989 (Defense)--Junior Seau, OLB
- 1995 (Offense)--Keyshawn Johnson, WR
- 1998 (Defense)--Chris Claiborne, LB
- 1999 (Freshman)--Kareem Kelly, WR
- 2002 (Co-Offense)--Carson Palmer, QB
- 2002 (Freshman)--Mike Williams, WR
- 2003 (Offense)--Matt Leinart, QB
- 2004 (Co-Offense)--Matt Leinart, QB, and Reggie Bush, TB
- 2004 (Co-Defense)--Shaun Cody, DT
- 2005 (Offense)--Reggie Bush, TB
- 2006 (Freshman)--Taylor Mays, S
- 2007 (Defense)--Sedrick Ellis, DT
- 2008 (Defense)--Rey Mauluga, LB
- 2010 (Freshman Offense)--Robert Woods, WR
- 2011 (Freshman Co-Offense)--Marqise Lee, WR
- 2011 (Freshman Defense)--Dion Bailey, LB
- 2012 (Offense)--Marqise Lee, WR
- 2012 (Freshman Defense)--Leonard Williams, DT
- 2014 (Freshman Defense)--Adoree' Jackson, CB-WR-RET
- 2015 (Freshman Defense)--Cameron Smith, ILB
- 2016 (Defense)--Adoree' Jackson, CB-WR-RET
- 2016 (Freshman Offense)--Sam Darnold, QB

Pac-12 Conference Coach of the Year

Presented since 1975 by the Pac-12 Conference.

- 1976--John Robinson
- 1978--John Robinson
- 1984--Ted Tollner
- 1987--Larry Smith
- 1988--Larry Smith [Co]
- 2003--Pete Carroll [Co]
- 2005--Pete Carroll [Co]
- 2006--Pete Carroll

Morris Trophy

Presented since 1980 to the Pac-12's outstanding offensive and defensive linemen. The offensive winner is selected by vote of the Pac-12's defensive linemen and vice versa.

- 1980--Roy Foster, OG (Offense)
- 1981--Roy Foster, OG (Offense)
- 1982--George Achica, NG (Defense); Bruce Matthews, OG (Offense)
- 1985--Jeff Bregel, OG (Offense)
- 1990--Pat Harlow, OT (Offense)
- 1994--Tony Boselli, DT (Offense)
- 1996--Darrell Russell, DT (Defense)
- 1999--Travis Claridge, OT (Offense)
- 2003--Jacob Rogers, OT (Offense)
- 2006--Ryan Kalil, C (Offense); Sedrick Ellis, DT (Defense)
- 2007--Sedrick Ellis, DT (Defense)
- 2009--Charles Brown, OT (Offense)
- 2010--Tyron Smith, OT (Offense)
- 2011--Matt Kalil (Offense)

Rose Bowl Player of the Game

- 1923--Leo Calland, G
- 1930--Russ Saunders, QB
- 1932--Erny Pinckert, HB
- 1933--Homer Griffith, QB
- 1939--Doyle Nave, QB; Al Krueger, E
- 1940--Ambrose Schindler, QB
- 1944--Norm Verry, G
- 1945--Jim Hardy, QB
- 1953--Rudy Bukich, QB
- 1963--Pete Beathard, QB (Co)
- 1968--D.J. Simpson, TB
- 1970--Bob Chandler, FL
- 1973--Sam Cunningham, FB
- 1975--Pat Haden, QB; Johnny McKay, SE
- 1977--Vince Evans, QB
- 1979--Charles White, TB (Co)
- 1980--Charles White, TB
- 1985--Jack Del Rio, OLB; Tim Green, QB
- 1990--Ricky Ervins, TB
- 1996--Keyshawn Johnson, WR
- 2004--Matt Leinart, QB
- 2007--Dwayne Jarrett, WR (offense); Brian Cushing, LB (defense)
- 2008--John David Booty, QB (offense); Rey Mauluga, LB (defense)
- 2009--Mark Sanchez, QB (offense); Kaluka Maiava, LB (defense)
- 2017--Sam Darnold, QB (offense); Stevie Tu'ikolovatu, DT (defense)

Rose Bowl Hall of Fame

- | | |
|--------------------------------|-----------------------------------|
| Howard Jones (inducted 1989) | Erny Pinckert (inducted 1997) |
| Charles White (inducted 1990) | J.K. McKay (inducted 1998) |
| John McKay (inducted 1991) | Marv Goux (inducted 2000) |
| Sam Cunningham (inducted 1992) | Ambrose Schindler (inducted 2002) |
| O.J. Simpson (inducted 1993) | John Robinson (inducted 2003) |
| Jim Hardy (inducted 1994) | Rudy Bukich (inducted 2004) |
| Russ Saunders (inducted 1994) | Keyshawn Johnson (inducted 2008) |
| Pat Haden (inducted 1995) | Virgil Lubberden (inducted 2008) |
| Al Krueger (inducted 1995) | Brad Budde (inducted 2010) |
| Doyle Nave (inducted 1995) | Ron Yary (inducted 2012) |
| Pete Beathard (inducted 1996) | Lynn Swann (inducted 2013) |
| John Ferraro (inducted 1996) | Ricky Ervins (inducted 2016) |
- NOTE: Howard Jones (1930s) and John McKay (1960s) were named to the Rose Bowl's 12-member All-Century Class in 2013, with McKay named All-Century Coach.

Trojans in the College Football Hall of Fame

| PLAYERS (YEARS LETTERED AT USC) | POS. | YR. INDUCTED |
|---------------------------------|------|--------------|
| Marcus Allen (1978-79-80-81) | TB | 2000 |
| Jon Arnett (1954-55-56) | HB | 2001 |
| John Baker (1929-30-31) | G | 1983 |
| Hal Bedsole (1961-62-63) | E | 2012 |
| Ricky Bell (1973-74-75-76) | TB | 2003 |
| Tony Boselli (1991-92-93-94) | T | 2014 |
| Tay Brown (1930-31-32) | T | 1980 |
| Brad Budde (1976-77-78-79) | G | 1998 |
| Paul Cleary (1946-47) | E | 1989 |
| Sam Cunningham (1970-71-72) | FB | 2010 |
| Anthony Davis (1972-73-74) | TB | 2005 |
| Morley Drury (1925-26-27) | B | 1954 |
| John Ferraro (1943-44-46-47) | T | 1974 |
| Mike Garrett (1963-64-65) | B | 1985 |
| Frank Gifford (1949-50-51) | B | 1975 |
| Mort Kaer (1924-25-26) | B | 1972 |
| Matt Leinart (2002-03-04-05) | QB | 2017 |
| Ronnie Lott (1977-78-79-80) | S | 2002 |
| Mike McKeever (1958-59-60) | G | 1987 |
| *Dan McMillan (1917-19) | T | 1971 |
| Erny Pinckert (1929-30-31) | B | 1957 |
| Troy Polamalu (1999-2000-01-02) | LB | 2019 |
| Marvin Powell (1974-75-76) | T | 1994 |
| Aaron Rosenberg (1931-32-33) | G | 1966 |
| O.J. Simpson (1967-68) | TB | 1983 |
| Ernie Smith (1930-31-32) | T | 1970 |
| Harry Smith (1937-38-39) | G | 1955 |
| Lynn Swann (1971-72-73) | FL | 1993 |
| Cotton Warburton (1932-33-34) | B | 1975 |
| Charles White (1976-77-78-79) | TB | 1996 |
| Richard Wood (1972-73-74) | LB | 2007 |
| Ron Yary (1965-66-67) | T | 1987 |
| Charles Young (1970-71-72) | TE | 2004 |

| COACHES (YEARS COACHED AT USC) | YR. INDUCTED |
|--|--------------|
| Howard Jones (1925 to 1940) | 1951 |
| John McKay (1960 to 1975) | 1988 |
| John Robinson (1976 to 1982, 1993 to 1997) | 2009 |

| ASSISTANT COACHES (YEARS COACHED AT USC) | YR. INDUCTED |
|--|--------------|
| **Mel Hein (1951 to 1965) | 1954 |
| +Aubrey Devine (1925-26) | 1973 |
| ***Bob Blackman | 1987 |
| ++Ricky Hunley (1992-93) | 1997 |
| ****Ken O'Brien (1998) | 1997 |
| #Don Coryell (1960) | 1999 |
| ##R.C. Slocum (1981) | 2012 |

| ATHLETIC DIRECTORS | YR. INDUCTED |
|--------------------------|--------------|
| ****Mike McGee (1984-93) | 1990 |

*McMillan lettered at California in 1920-21.
 **Hein played for Washington State in 1927-31.
 ***Blackman was a student assistant coach while enrolled at USC (1939-41); he was on USC's freshman football team in 1938; he was inducted based on his head coaching at Dartmouth, Illinois, Denver and Cornell
 ****O'Brien played for UC Davis in 1980-82.
 *****McGee played for Duke in 1957-59.
 +Devine played for Iowa in 1919-21.
 ++Hunley played for Arizona in 1980-83.
 #Coryell was inducted based on his head coaching at San Diego State and Whittier
 ##Slocum was inducted based on his head coaching at Texas A&M

Trojans on Pac-12 All-Century Team

| | | |
|---------------------|---------------------|--|
| QB Matt Leinart | TE Charles Young | LB Chris Claiborne |
| RB Marcus Allen | OL Ron Yary | CB Joey Browner |
| RB O.J. Simpson | OL Tony Boselli | S Ronnie Lott (Def. Player of Century) |
| RB Charles White | OL Anthony Munoz | S Troy Polamalu |
| RB Reggie Bush | OL Brad Budde | S Mark Carrier |
| RB Mike Garrett | DE Willie McGinest | RET Reggie Bush |
| WR Keyshawn Johnson | DT Leonard Williams | Head Coach John McKay |
| WR Lynn Swann | LB Junior Seau | |
| WR Marqise Lee | LB Richard Wood | |

(Selected in 2015 by panel of 119 media, players and coaches. Next closest to USC's 25 picks was Arizona's 5.)





ALL-CONFERENCE SELECTIONS

Here is a list of Trojans named to the All-Conference first team since 1928 (from 1928 to 1951, All-Conference and All-Coast selections are included). USC joined the Pacific Coast Conference in 1922, which was reformed into the Athletic Association of Western Universities in 1959, then renamed the Pacific-8 Conference in 1968, the Pacific-10 Conference in 1978 and the Pac-12 Conference in 2011.

- 1928**
Nate Barragar, C
Lloyd Thomas, B
- 1929**
Francis Tappaan, E
Nate Barragar, G
Marsh Duffield, B
- 1930**
Garrett Arbelbide, E
Johnny Baker, G
Marsh Duffield, B
Erny Pinckert, B
- 1931**
Ray Sparling, E
Johnny Baker, G
Stan Williamson, C
Gus Shaver, B
Erny Pinckert, B
Ernie Smith, T
- 1932**
Ernie Smith, T
Tay Brown, T
Aaron Rosenberg, G
Homer Griffith, B
Orv Mohler, Q
- 1933**
Aaron Rosenberg, G
Cotton Warburton, B
- 1934**
No USC selections
- 1935**
No USC selections
- 1936**
Gene Hibbs, E
- 1937**
Amby Schindler, B
- 1938**
Not available
- 1939**
Phil Gaspar, T
Harry Smith, G
Grenny Lansdell, B
Bob Hoffman, B
Howard Stoecker, T
- 1940**
Al Krueger, E
- 1941**
Bob Robertson, B
- 1942**
Mickey McCardle, B
- 1943**
Ralph Heywood, E
Bill Gray, C
Mickey McCardle, B
- 1944**
Jim Callanan, E
Don Hardy, E
John Ferraro, T
Jim Hardy, B
Gordon Gray, B
- 1945**
Not available
- 1946**
John Ferraro, T
- 1947**
Paul Cleary, E
John Ferraro, T
Bob Hendren, T
Don Doll, B
- 1948**
Don Doll, B

- 1949**
Bill Martin, B
- 1950**
Volney Peters, T
- 1951**
Frank Gifford, B
Pat Cannamela, G
Johnny Williams, B
- 1952**
Elmer Willhoite, G
Jim Sears, B
Lou Welsh, C
Bob Hooks, E
Bob Van Doren, T
George Timberlake, LB
Jim Psaltis, HB
Lindon Crow, B
- 1953**
George Timberlake, C
Aramis Dandoy, B
Ed Fouch, T
- 1954**
Ed Fouch, T
Lindon Crow, B
- 1955**
Leon Clarke, E
Orlando Ferrante, G
Jon Arnett, B
- 1956**
Jon Arnett, B
C.R. Roberts, B
- 1957**
No USC selections
- 1958**
Marlin McKeever, E
Frank Fiorentino, G
- 1959**
Marlin McKeever, E
Ron Mix, T
Mike McKeever, G
Jerry Traynham, B
- 1960**
Marlin McKeever, E
- 1961**
Hal Bedsole, E
Frank Buncom, T
Britt Williams, G
Pete Beathard, QB
Ben Wilson, FB
- 1962**
Hal Bedsole, E
Gary Kirner, T
Damon Bame, G
Pete Beathard, QB
Willie Brown, HB
- 1963**
Gary Kirner, T
Damon Bame, G
Willie Brown, HB
Mike Garrett, HB
- 1964**
Bob Svihus, OT
Bill Fisk, OG
Mike Garrett, HB
Jeff Smith, DE
Gary Hill, DB
- 1965**
Chuck Arrobio, OT
Frank Lopez, OG
Paul Johnson, C
Mike Garrett, HB
Jim Walker, DE
Ron Yary, OT
Jeff Smith, LB
Nate Shaw, DB

- 1966**
Ron Drake, E
Ron Yary, OT
Jim Homan, OG
Rod Sherman, HB
Ray May, DE
Larry Petrill, NG
Nate Shaw, DB
- 1967**
Earl McCullouch, E
Ron Yary, OT
O.J. Simpson, RB
Tim Rossovich, DE
Adrian Young, LB
Mike Battle, DB
- 1968**
Bob Klein, E
Sid Smith, OT
Fred Khasigian, OG
Steve Sogge, QB
O.J. Simpson, RB
Jim Gunn, DE
- 1969**
Sid Smith, OT
Fred Khasigian, OG
Clarence Davis, RB
Jim Gunn, DE
Al Cowlings, DL
Tyrone Hudson, DB
- 1970**
Clarence Davis, RB
Charles Weaver, DE
- 1971**
John Vella, OT
John Grant, DE
Willie Hall, LB
- 1972**
Charles Young, E
Pete Adams, OT
Dave Brown, C
John Grant, DL
James Sims, DL
Richard Wood, LB
- 1973**
Jim Obradovich, E
Booker Brown, OT
Anthony Davis, RB
Lynn Swann, WR
Monte Doris, DL
Richard Wood, LB
James Sims, LB
Artimus Parker, DB
- 1974**
Jim Obradovich, E
Marvin Powell, OT
Bill Bain, OG
Anthony Davis, RB
Chris Limahelu, PK
Gary Jeter, DL
Art Riley, DL
Richard Wood, LB
Ed Powell, LB
Charles Phillips, DB
Danny Reece, DB
Marvin Cobb, DB
- 1975**
Marvin Powell, OT
Ricky Bell, RB
Gary Jeter, DL
Kevin Bruce, LB
Danny Reece, DB
- 1976**
Marvin Powell, OT
Donnie Hickman, OG
Ricky Bell, RB
Gary Jeter, DL
David Lewis, OLB
Rod Martin, OLB
Clay Matthews, ILB
Dennis Thurman, DB

- 1977**
Pat Howell, OG
Brad Budde, OG
Charles White, RB
Walt Underwood, DL
Clay Matthews, LB
Dennis Thurman, DB
- 1978**
Charles White, RB
Kevin Williams, WR
Pat Howell, OG
Brad Budde, OG
Anthony Munoz, OT
Rich Dimler, DL
Dennis Johnson, LB
Marty King, P
- 1979**
Paul McDonald, QB
Charles White, RB
Hoby Brenner, TE
Roy Foster, OL
Keith Van Horne, OL
Brad Budde, DL
Dennis Johnson, LB
Riki Gray, LB
Ronnie Lott, DB
Dennis Smith, DB
- 1980**
Marcus Allen, RB
Roy Foster, OG
Keith Van Horne, OT
Dennis Edwards, DL
George Achica, OL
Chip Banks, LB
Ronnie Lott, DB
Dennis Smith, DB
- 1981**
Marcus Allen, RB
Tony Slaton, OL
Roy Foster, OL
Bruce Matthews, OL
George Achica, DL
Dennis Edwards, DL
Chip Banks, OL
- 1982**
Tony Slaton, OL
Bruce Matthews, OL
Don Mosebar, OL
George Achica, DL
Jack Del Rio, LB
Joey Browner, DB
- 1983**
Tony Slaton, OL
Jack Del Rio, LB
- 1984**
Fred Crutcher, RB
Ken Ruettggers, OL
Tony Colorito, DL
Duane Bickett, LB
Tommy Haynes, DB
- 1985**
Jeff Bregel, OL
James FitzPatrick, OL
Tim McDonald, DB
- 1986**
Jeff Bregel, OL
Marcus Cotton, LB
Tim McDonald, DB
- 1987**
Steven Webster, RB
Dave Cadigan, OL
Paul Green, TE
- 1988**
Rodney Peete, QB
Leroy Holt, RB
Erik Affholter, WR
Scott Galbraith, TE
Mark Tucker, DL
Tim Ryan, DL
Dan Owens, DL
Scott Ross, ILB
Mark Carrier, S
Cleveland Colter, S



1989

Todd Marinovich, QB
Ricky Ervins, RB
Leroy Holt, RB
John Jackson, WR
Scott Galbraith, TE
Brad Leggett, OL
Brent Parkinson, OL
Tim Ryan, DL
Dan Owens, DL
Junior Seau, DLB
Scott Ross, ILB
Mark Carrier, S

1990

Gary Wellman, FL
Mark Tucker, OL
Pat Harlow, OL
Don Gibson, OL
Scott Ross, ILB

1991

Tony Boselli, OL
Curtis Conway, RET SP

1992

Curtis Conway, WR, RET SP
Tony Boselli, OL
Willie McGinest, LB

1993

Rob Johnson, QB
Johnnie Morton, WR
Willie McGinest, DL

1994

Keyshawn Johnson, WR
Tony Boselli, OL

1995

Keyshawn Johnson, WR
John Michels, DL
Darrell Russell, DL
John Stonehouse, P

1996

Darrell Russell, DL
Sammy Knight, LB
Daylon McCutcheon, DB

1997

Chris Claiborne, LB
Brian Kelly, DB

1998

Travis Claridge, OL
Ennis Davis, OL
Chris Claiborne, LB
Daylon McCutcheon, DB
Rashard Cook, DB

1999

Travis Clardige, OL
David Gibson, DB

2000

No USC selections

2001

Troy Polamalu, DB
Kevin Arbet, SPT

2002

Carson Palmer, QB
Jacob Rogers, OL
Matt Grootegoed, LB
Troy Polamalu, DB

2003

Matt Leinart, QB
Mike Williams, WR
Jacob Rogers, OL
Norm Katnik, OL
Kenechi Udeze, DL
Shaun Cody, DL
Mike Patterson, DL
Will Poole, DB
Tom Malone, P

2004

Matt Leinart, QB
Reggie Bush, TB, PR
Shaun Cody, DL
Mike Patterson, DL
Matt Grootegoed, LB
Lofa Tatupu, LB
Tom Malone, P

2005

Matt Leinart, QB
Reggie Bush, TB
Dwayne Jarrett, WR
Ryan Kalil, OL
Taitusi Lutui, OL
Sam Baker, OL
Frostee Rucker, DL
Lawrence Jackson, DL
Darnell Bing, S

2006

Dwayne Jarrett, WR
Sam Baker, DT
Ryan Kalil, C
John David Booty, QB
Steve Smith, WR
Sedrick Ellis, DT
Keith Rivers, LB
Rey Maualuga, LB
Kevin Ellison, S

2007

Fred Davis, TE
Chilo Rachal, OG
Sam Baker, DT
Sedrick Ellis, DT
Lawrence Jackson, DE
Keith Rivers, LB
Rey Maualuga, LB
Kevin Ellison, S

2008

Mark Sanchez, QB
Kristofer O'Dowd, C
Fili Moala, DT
Brian Cushing, LB
Rey Maualuga, LB
Kevin Ellison, S
Taylor Mays, S
David Buehler, PK

2009

Damian Williams, WR/PR
Jeff Byers, OL
Charles Brown, DT
Taylor Mays, S

2010

Tyron Smith, OT
Jurrell Casey, DT
Robert Woods, KOR

2011

Robert Woods, WR
Matt Kalil, OT
Nick Perry, DE
T.J. McDonald, S
Nickell Robey, CB
Andre Heidari, PK
Rhett Ellison, SPT

2012

Marqise Lee, WR
Khaled Holmes, C

2013

Marcus Martin, C
Leonard Williams, DE
Soma Vainuku, SPT

2014

Javorius Allen, TB
Nelson Agholor, WR-RET
Max Tuerk, C
Leonard Williams, DE
Su'a Cravens, S-DLB

2015

Zach Banner, OT
JuJu Smith-Schuster, WR
Antwaun Woods, DT
Su'a Cravens, OLB
Adoree' Jackson, CB

2016


Adoree' Jackson, CB-RET
Zach Banner, OT
Chad Wheeler, DT

2017


Sam Darnold, QB
Ronald Jones II, TB
Rasheem Green, OL
Uchenna Nwosu, OLB
Cameron Smith, ILB
Marvell Tell III, S
Michael Pittman Jr., SPT

2018

No USC selections



RON MIX



TROY POLAMALU




LYNN SWANN



COTTON WARBURTON




MARLIN McKEEVER



MIKE McKEEVER




HAL BEDSOLE



AARON ROSENBERG



JOHNNY BAKER



ERNY PINCKERT



TROJAN TEAM AWARDS

MIKE McKEEVER MEMORIAL AWARD

Awarded to Most Valuable Player of season annually. Award winner is selected by vote of the football coaches. The trophy is donated by the McKeever family.

- 1967--D.J. Simpson
- 1968--D.J. Simpson
- 1969--Jimmy Jones
- 1970--Jimmy Jones
- 1971--Willie Hall
- 1972--Mike Rae
- 1973--Lynn Swann
- 1974--Pat Haden
- 1975--Ricky Bell
- 1976--Ricky Bell
- 1977--Dennis Thurman
- 1978--Charles White
- 1979--Paul McDonald, Charles White
- 1980--Ronnie Lott
- 1981--Marcus Allen
- 1982--Joey Browner
- 1983--Jeff Brown
- 1984--Neil Hope
- 1985--Tim McDonald
- 1986--Tim McDonald
- 1987--Rodney Peete
- 1988--Rodney Peete
- 1989--Junior Seau
- 1990--Scott Ross
- 1991--Curtis Conway
- 1992--Curtis Conway
- 1993--Johnnie Morton
- 1994--Tony Boselli
- 1995--Keyshawn Johnson
- 1996--Sammy Knight
- 1997--Cedric Jefferson
- 1998--Chris Claiborne
- 1999--Chad Morton
- 2000--Zeke Moreno
- 2001--Troy Polamalu
- 2002--Carson Palmer
- 2003--Matt Leinart
- 2004--Reggie Bush
- 2005--Reggie Bush
- 2006--Steve Smith
- 2007--Sedrick Ellis, Fred Davis
- 2008--Rey Mualuga
- 2009--Damian Williams
- 2010--Jurrell Casey
- 2011--Matt Barkley
- 2012--Marqise Lee
- 2013--Javorius Allen
- 2014--Leonard Williams
- 2015--Adoree' Jackson
- 2016--Adoree' Jackson
- 2017--Sam Darnold, Uchenna Nwosu
- 2018--Cameron Smith

BRICE TAYLOR MEMORIAL AWARD

Awarded through 1992 to the Offensive Player of the Year in memory of USC's first All-American.

- 1976--Donnie Hickman
- 1977--Mosi Tatupu
- 1978--Lynn Cain
- 1979--Brad Budde
- 1980--Keith Van Horne
- 1981--Roy Foster
- 1982--Jeff Simmons
- 1983--Tony Slaton
- 1984--Ken Ruettggers
- 1985--James FitzPatrick
- 1986--Rodney Peete
- 1987--Rodney Peete
- 1988--Erik Affholter
- 1989--Ricky Ervins
- 1990--Gary Wellman
- 1991--Tony Boselli
- 1992--Curtis Conway
- 1993--Discontinued

ROY BAKER MEMORIAL AWARD

Awarded through 1975 to the player chosen as the Back of the Year by vote of the coaching staff. The trophy was donated by the Harbor Area Alumni Club.

- 1961--Ben Wilson
- 1962--Willie Brown
- 1963--Mike Garrett
- 1964--Mike Garrett
- 1965--Mike Garrett
- 1966--Mike Hull
- 1967--D.J. Simpson
- 1968--D.J. Simpson
- 1969--Clarence Davis
- 1970--Clarence Davis
- 1971--Jimmy Jones
- 1972--Sam Cunningham
- 1973--Pat Haden
- 1974--Anthony Davis
- 1975--Ricky Bell
- 1976--Discontinued

SID CHERNISS MEMORIAL AWARD

Awarded through 1992 to the Defensive Player of the Year and donated by Judge Sid Cherniss Jr. In 1974-75 it was given to the outstanding defensive lineman.

- 1974--Dale Mitchell
- 1975--Gary Jeter
- 1976--Eric Williams
- 1977--Dennis Thurman
- 1978--Rich Dimler
- 1979--Larry McGrew
- 1980--Ronnie Lott, Dennis Smith
- 1981--Dennis Edwards
- 1982--Riki Gray
- 1983--Jack Del Rio
- 1984--Duane Bickett
- 1985--Matt Johnson
- 1986--Marcus Cotton
- 1987--Greg Coquette
- 1988--Scott Ross
- 1989--Junior Seau
- 1990--Scott Ross
- 1991--Matt Gee, David Webb
- 1992--Willie McGinest
- 1993--Discontinued

SERVICE TEAM PLAYERS OF THE YEAR AWARD

Awarded from 1998 to the top scout team player. Originally called the Black Shirt Players of the Year Award from 1998 to 2000.

- 1998--Zach Wilson (off.)
Rocky Seto (def.)
- 1999--Sandy Fletcher (off.)
Rick Luce (def.)
- 2000--Ryan Kaiser (off.)
Aaron Orndorff (def.)
- 2001--Billy Hart (off.)
Jay Bottom (def.)
- 2002--Kurt Katnik (off.)
Travis Tofi (def.)
- 2003--Andre Woodert (off.)
Lawrence Jackson (def.)
- 2004--Chris Bocage (off.)
Fili Moala (def.)
- 2005--Mark Sanchez (off.)
Kaluka Maiava (def.)
- 2006--David Ausberry (off.)
Alex Parsons (def.)
- 2007--Mitch Mustani (off.)
Christian Tupou (def.)
- 2008--Steve Gatena (off.)
Jurrell Casey (def.)
- 2009--Michael Reardon (off.)
Marquis Simmons (def.)
- 2010--D.J. MORGON (off.)
George Uko (def.)

- 2011--Cyrus Hobbi (off.)
Anthony Sarao (def.)
- 2012--Jordan Simmons (off.)
Jabari Ruffin (def.)
- 2013--Conner Sullivan (off.)
Nick Schlossberg (def.)
- 2014--Jalen Greene (off.)
Reuben Peters (def.)
- 2015--Sam Darnold (off.)
Don Hill, Joel Foy (def.)
- 2016--Cary Angeline (off.)
Oluwale Betiku, Connor Murphy (def.)
- 2017--Richie Wenzel (off.)
Jacob Lichtenstein, Jay Tufele (def.)
- 2018--Quincy Jountti, Liam Douglass (off.)
Spencer Gilbert, Bryce Matthews (def.)

JOHN DYE MEMORIAL AWARD

Awarded to the varsity football player chosen as the Lineman of the Year by vote of the coaching staff. It was donated by Dr. Peter K. Thomas.

- 1946--Jim Callanan
- 1947--Walt McCormick
- 1948--Bob Stillwell
- 1949--Jack Nix
- 1950--Volney Peters
- 1951--Al Sanbrano
- 1952--Bob Peviani
- 1953--Ed Pucci
- 1954--Ed Fouch
- 1955--Orlando Ferrante
- 1956--Mike Henry
- 1957--Mike Henry
- 1958--Hillard Hill
- 1959--Ron Mix
- 1960--Marlin McKeever
- 1961--Mike Bundra
- 1962--Damon Bame
- 1963--Damon Bame
- 1964--Bill Fisk
- 1965--Paul Johnson
- 1966--Larry Petrill
- 1967--Tim Rossovich
- 1968--Bob Klein
- 1969--Jim Gunn
- 1970--Gerry Mullins
- 1971--John Vella
- 1972--John Grant, Charles Young
- 1973--Booker Brown
- 1974--Bob McCaffrey
- 1975--Melvin Jackson
- 1976-97--Not given
- 1998--Travis Claridge (off.)
Ennis Davis (def.)
- 1999--Travis Claridge (off.)
Ryan Nielsen (def.)
- 2000--Brent McCaffrey (off.)
Ennis Davis (def.)
- 2001--Jacob Rogers (off.)
Lonnie Ford (def.)
- 2002--Zach Wilson (off.),
Kenechi Udeze (def.)
- 2003--Jacob Rogers (off.)
Kenechi Udeze (def.)
- 2004--Sam Baker (off.)
Shaun Cody, Mike Patterson (def.)
- 2005--Taitusi Lutui (off.)
Lawrence Jackson (def.)
- 2006--Ryan Kalil, Sam Baker (off.)
Lawrence Jackson (def.)
- 2007--Sam Baker, Matt Spanos (off.)
Sedrick Ellis, Lawrence Jackson (def.)
- 2008--Kristofer O'Dowd (off.)
Fili Moala (def.)
- 2009--Jeff Byers (off.)
Christian Tupou, Jurrell Casey (def.)
- 2010--Tyron Smith (off.)
Jurrell Casey (def.)
- 2011--Matt Kalil (off.),
Nick Perry (def.)
- 2012--Khaled Holmes (off.)
Morgan Breslin (def.)
- 2013--Marcus Martin (off.)
Leonard Williams (def.)
- 2014--Max Tuerk (off.)
Leonard Williams (def.)

- 2015--Zach Banner (off.)
Antwaun Woods, Delvon Simmons (def.)
- 2016--Zach Banner, Chad Wheeler (off.)
Stevie Tu'ikolovatu (def.)
- 2017--Chris Brown (off.),
Rasheem Green (def.)
- 2018--Chris Brown (off.),
Jay Tufele (def.)

PERIMETER PLAYER OF THE YEAR AWARD

- 2011--Robert Woods (off.)
T.J. McDonald (def.)
- 2012--Marqise Lee (off.)
T.J. McDonald (def.)
- 2013--Javorius Allen, Nelson Agholor (off.)
Josh Shaw, Dion Bailey (def.)
- 2014--Nelson Agholor (off.)
Su'a Cravens (def.)
- 2015--JuJu Smith-Schuster (off.)
Su'a Cravens (def.)
- 2016--Darreus Rogers, JuJu Smith-Schuster (off.)
Adoree' Jackson (def.)
- 2017--Ronald Jones II (off.),
Cameron Smith (def.)
- 2018--Michael Pittman Jr. (off.),
Iman Marshall (def.)

MARIO DANELO SPECIAL TEAMS PLAYER OF THE YEAR

- 1987--Greg Coquette
- 1988--Chris Hale
- 1989--Kurt Barber
- 1990--Quin Rodriguez
- 1991--Bruce Luizzi
- 1992--Bruce Luizzi
- 1993-97--Not given
- 1998--Ifeanyi Ohaletu
- 1999--Frank Carter
- 2000--Kori Dickerson
- 2001--Kevin Arbet
- 2002--Darrell Rideaux
- 2003--Will Poole, Marcell Allmond
- 2004--Desmond Reed
- 2005--Mario Danalo, Kaluka Maiava
- 2006--Kaluka Maiava, Clay Matthews
- 2007--Thomas Williams, Clay Matthews
- 2008--David Buehler, Clay Matthews
- 2009--Garrett Green
- 2010--Chris Galippo
- 2011--Ross Cumming
- 2012--Tony Burnett
- 2013--Soma Vainuku
- 2014--Quinton Powell
- 2015--Soma Vainuku
- 2016--Adoree' Jackson
- 2017--Matt Lopes, Michael Pittman Jr.
- 2018--Reuben Peters

SPECIAL GENERAL EXCELLENCE AWARD

1976--Gary Jeter (only year given)

TROJAN CLUB AWARD

Awarded through 1975 to the most improved player on the varsity football team. Chosen by vote of the coaching staff. The trophy was donated by the Trojan Club.

- 1960--Bill Nelsen
- 1961--Jim Maples
- 1962--Gary Potter
- 1963--John Thomas
- 1964--Mac Byrd
- 1965--Jim Walker
- 1966--Steve Barry
- 1967--Earl McCullough
- 1968--Steve Sogge
- 1969--Willard Scott
- 1970--John Grant
- 1971--Bob Eriksen
- 1972--Charles Hinton (back)
Jeff Winans (lineman)



1973--Rod McNeill (back)
Steve Riley (lineman)
1974--Marvin Cobb (back)
Art Riley (lineman)
1975--Mosi Tatupu (back)
Walt Underwood (lineman)
1976--Discontinued

DAVIS-TESCHKE AWARD

Awarded annually to the most inspirational player on the varsity football team. Chosen by vote of the varsity lettermen at season's end. The permanent award is a plaque remaining in the head football coach's office on which the recipient's name is engraved each year. An individual trophy, donated by the Arnold Eddy Family, is given to the winner.

1919--John Fox
1920--Jimmy Smith, Ken Townsend
1921--Orrie Hester
1922--Leo Calland
1923--Chet Dolley
1924--John Hawkins
1925--Jeff Cravath
1926--Ted Gorrell
1927--Morley Drury
1928--Lloyd Thomas
1929--Russ Saunders
1930--Ralph Wilcox
1931--Erny Pinckert
1932--Tay Brown
1933--Larry Stevens
1934--Herb Tatsch
1935--Max Belko
1936--Davie Davis
1937--Owen Hansen
1938--Ray George
1939--Bill Fisk
1940--Ed Dempsey
1941--Ben Sohn, Bobby Robertson
1942--Bill Seixas
1943--Bill Gray
1944--Duane Whitehead
1945--Jackie Musick
1946--Bob Musick
1947--Don Clark
1948--Don Doll
1949--Bill Martin
1950--Pat Cannamela, Ralph Pucci
1951--Lou Welsh
1952--Jim Sears
1953--Dick Petty
1954--Marv Goux
1955--Marv Goux
1956--Don Hickman
1957--Ken Antle
1958--Ken Antle
1959--Mike McKeever
1960--Roger Mietz
1961--Warren Stephenson
1962--Marv Marinovich
1963--Willie Brown
1964--Craig Fertig
1965--Mike Garrett
1966--Ray May
1967--Adrian Young
1968--Steve Sogge
1969--Al Cowlings
1970--Charlie Weaver
1971--John Papadakis
1972--Dave Brown
1973--Manny Moore
1974--Pat Haden
1975--Joe Davis
1976--Vince Evans
1977--Mosi Tatupu
1978--Otis Page
1979--Brad Budde
1980--Ronnie Lott
1981--Dennis Edwards
1982--George Achica
1983--Jeff Brown
1984--Neil Hope
1985--Matt Johnson
1986--Rex Moore
1987--Leroy Holt
1988--Leroy Holt
1989--Leroy Holt
1990--Scott Ross
1991--Matt Willig
1992--Mike Mooney
1993--Willie McGinest, Deon Strother
1994--Jeff Kopp

1995--Terry Barnum
1996--Sammy Knight
1997--Brian Kelly
1998--Marc Matoch
1999--John Fox
2000--Petros Papadakis
2001--Antuan Simmons,
Charlie Landrigan
2002--Troy Polamalu
2003--Keary Colbert
2004--Matt Grootegoed, Lofa Tatupu
2005--Taitusi Lutui, Frostee Rucker
2006--Ryan Kalil
2007--Thomas Williams
2008--Kyle Moore
2009--Stafon Johnson
2010--Stanley Havili
2011--Christian Tupou
2012--T.J. McDonald
2013--Devon Kennard
2014--Randall Telfer
2015--Max Tuerk
2016--Sam Darnold
2017--Jake Olson
2018--Ajene Harris

THEODORE GABRIELSON AWARD

Awarded annually to the outstanding player in the USC-Notre Dame game.

1969--Greg Slough
1970--Willie Hall
1971--Edezel Garrison
1972--Anthony Davis
1973--Charles Anthony
1974--Pat Haden (off.)
Charles Phillips (def.)
1975--Ricky Bell
1976--Ron Bush
1977--Walt Underwood
1978--Paul McDonald
1979--Danny Garcia
1980--Chip Banks
1981--George Achica
1982--Jeff Simmons
1983--Duane Bickett
1984--Brian Luft
1985--Jeff Bregel
1986--Todd Steele
1987--Erik Affholter (off.)
Tim Ryan (def.)
1988--Erik Affholter (off.)
Scott Ross (def.)
1989--John Jackson (off.)
Mark Carrier (def.)
1990--Mazio Royster,
Todd Marinovich (off.)
Scott Ross, Gidion Murrell (def.)
1991--Bradford Banta,
Yonnie Jackson (off.)
Stephon Pace (def.)
1992--Rob Johnson (off.)
Willie McGinest (def.)
1993--Thomas Holland
1994--John Stonehouse
1995--Not given
1996--Sammy Knight
1997--Mark Cusano
1998--Rashard Cook
1999--Not given
2000--Zeke Moreno
2001--Lonnie Ford
2002--Justin Fargas
2003--Matt Leinart
2004--Matt Leinart
2005--Reggie Bush
2006--Dwayne Jarrett
2007--Mark Sanchez
2008--Kaluka Maiava
2009--Anthony McCoy
2010--Not given
2011--Nickell Robey
2012-13--Not given
2014--Cody Kessler
2015--Not given
2016--Adoree' Jackson
2017-8--Not given

MARV GOUX AWARD

Awarded annually to the varsity football team member chosen by the team as having contributed the most during the USC-UCLA game of that season. The trophy is an actual sized gold football donated annually by Rolland Curtis.

1952--Bill Hattig
1953--Dick Petty
1954--Orlando Ferrante
1955--Gordon Duvall
1956--Bob Voiles
1957--Bob Voiles
1958--Lou Byrd
1959--Al Bansavage
1960--Marlin McKeever
1961--Frank Buncom
1962--Marv Marinovich
1963--Pete Beathard
1964--Mike Garrett
1965--Mike Garrett
1966--Mike Hull
1967--O.J. Simpson
1968--O.J. Simpson
1969--Al Cowlings
1970--Sam Dickerson
1971--Lou Harris
1972--Richard Wood
1973--Monte Doris
1974--Anthony Davis
1975--Ricky Bell (off.)
Walt Underwood (def.)
1976--Ricky Bell
1977--Rob Hertel
1978--Charles White (off.)
Ty Sperling (def.)
1979--Charles White (off.)
Ronnie Lott (def.)
1980--Keith Van Horne (off.)
Ronnie Lott (def.)
1981--Marcus Allen (off.)
George Achica (def.)
1982--Scott Tinsley (off.)
Joey Browner (def.)
1983--Michael Harper (off.)
Tommy Haynes (def.)
1984--Hank Norman (off.)
Jack Del Rio (def.)
1985--Joe Kormier (off.)
Matt Coart (def.)
1986--Rodney Peete (off.)
Rex Moore (def.)
1987--Rodney Peete,
Erik Affholter (off.)
Mark Carrier (def.)
1988--Rodney Peete,
Aaron Emanuel,
John Guerrero (off.)
Tim Ryan,
Don Gibson (def.)
1989--Ricky Ervins (off.)
Mark Carrier (def.)
1990--Mazio Royster (off.)
Stephon Pace (def.)
1991--Estrus Crayton (off.)
Calvin Holmes (def.)
1992--Rob Johnson (off.)
Stephon Pace (def.)
1993--Rob Johnson
1994--Keyshawn Johnson
1995--Delon Washington
1996--R. Jay Soward
1997--R. Jay Soward
1998--Not given
1999--David Gibson
2000--Carson Palmer
2001--Antuan Simmons
2002--Carson Palmer
2003--Mike Williams
2004--Reggie Bush, Ryan Killeen
2005--Reggie Bush,
Lawrence Jackson
2006--Not given
2007--Terrell Thomas
2008--Patrick Turner
2009--Allen Bradford
2010--Allen Bradford
2011--Marqise Lee
2012-14--Not given
2015--Justin Davis
2016--De'Quan Hampton
2017--Chris Hawkins
2018--Not given

ELMER C. "GLOOMY GUS" HENDERSON AWARD

Awarded through 1992 to the varsity football player who plays the greatest number of minutes during the season.

1966--Mike Scarpace
1967--Dick Allmon
1968--Gerry Shaw
1969--Gerry Mullins
1970--Ron Ayala
1971--Willie Hall
1972--Dave Brown
1973--Bob McCaffrey
1974--Jim Obradovich
1975--Joe Davis
1976--William Gay
1977--William Gay
1978--Pat Howell
1979--Paul McDonald
1980--Steve Busick
1981--Roy Foster
1982--Don Mosebar
1983--Keith Browner
1984--Mark Boyer
1985--Jerome Tyler
1986--Junior Thurman
1987--Greg Coquette
1988--John Guerrero
1989--Brad Leggett
1990--Pat Harlow
1991--Tony Boselli
1992--Craig Gibson, Len Gorecki
1993--Discontinued

JACK OAKIE "RISE AND SHINE" AWARD

Awarded through 1992, from 1998 to 2000, in 2002, from 2004 to 2005, from 2007 to 2008 and from 2010 to 2015 to the player with the longest run from scrimmage of the season, in 2003 for the player with the longest run, in 2016 for the most electrifying run and from 1993 to 1997 and in 2001, 2006 and 2009 to the player making the biggest hit of the year. Trophy donated by Mrs. Jack Oakie.

1985--Kennedy Pola (37 yards)
1986--Rodney Peete (32)
1987--Scott Lockwood (38)
1988--Calvin Holmes (60)
1989--Ricky Ervins (78)
1990--Scott Lockwood (66)
1991--Deon Strother (92)
1992--Estrus Crayton (32),
Dwight McFadden (32)
1993--Jason Oliver
1994--Donn Cunnigan
1995--Sammy Knight
1996--Grant Pearsall
1997--Anthony Volsan
1998--Frank Strong (73 yards)
1999--Sultan McCullough (48)
2000--Malae'fou MacKenzie (69)
2001--Mike Pollard
2002--Sultan McCullough (62)
2003--Reggie Bush (96)
2004--Reggie Bush (84)
2005--Reggie Bush (84)
2006--Kevin Ellison
2007--Joe McKnight (59)
2008--Joe McKnight (55)
2009--Taylor Mays
2010--Allen Bradford (73)
2011--Curtis McNeal (79)
2012--Robert Woods (76)
2013--Javorius Allen (80)
2014--Javorius Allen (53)
2015--Ronald Jones II (74)
2016--Ronald Jones II
2017--Discontinued

CHAMPION OF THE YEAR AWARD

Awarded through 1992 to player who "performed like a champion."

ANNUAL TROJAN TEAM AWARDS

1987--Marcus Cotton, Ryan Knight
1988--Tracy Butts, Jeff Brown
1989--Aaron Emanuel, Marlon Washington, Cordell Sweeney
1990--Shane Foley, Brian Tulliau
1991--Michael Gaytan, Alan Wilson
1992--Travis Hannah, Zuri Hector
1993--Discontinued

HOWARD JONES/FOOTBALL ALUMNI CLUB AWARD

Originally the Football Alumni Club Award, awarded annually to the senior varsity football letterman who has achieved the highest accumulative grade point average. In 1978 and 1979 it was awarded to the team's letterman with the highest GPA. From 1993, renamed Howard Jones/Football Alumni Club Academic Award.

1959--Gary Finneran
1960--Mike McKeever
1961--Warren Stephenson
1962--Ken Del Conte
1963--Tom Johnson
1964--Bill Fisk
1965--Chuck Arrobio
1966--Phil Lee
1967--Toby Page
1968--Steve Sogge
1969--Fred Khasigian
1970--Tyrone Hudson
1971--John Papadakis
1972--Dave Brown
1973--Monte Doris
1974--Pat Haden
1975--Melvin Jackson
1976--Eugene Lawryk
1977--Gary Bethel
1978--Paul McDonald
1979--Gordon Adams
1980--Gordon Adams
1981--Jay Champlain
1982--Jim Arrivey
1983--Rod Williams
1984--Duane Bickett
1985--Matt Koart
1986--Jeff Bregel
1987--Keith Davis, John Page
1988--Chuck Ebertin
1989--Tom Dabasinskas
1990--Shane Foley
1991--Marc Raab
1992--Bruce Luizzi, Mike Mooney
1993--Rory Brown
1994--Tony Boselli
1995--Jeremy Hogue
1996--Matt Keneley
1997--Jonathan Himebauch
1998--Adam Abrams
1999--Todd Keneley
2000--Mike Van Raaphorst
2001--Mike MacGillivray
2002--Scott Huber
2003--Matt Cassel
2004--Ryan Ting
2005--Brandon Hancock
2006--Nick Vanderboom
2007--Garrett Green
2008--Garrett Green, Jordan Congdon
2009--Garrett Green
2010--Augusto Alonso
2011--Augusto Alonso
2012--Khaled Holmes
2013--Devon Kennard
2014--Anthony Neyer
2015--Robby Kolanz
2016--Max Browne
2017--Yoofi Quansah
2018--Jordan Austin

HOWARD JONES INCENTIVE AWARD

Awarded annually through 1992 to the varsity player who has the greatest increase in his grade point average in the previous academic year. From 1993, it was combined with the Football Alumni Club Award.

1979--Danny Garcia
1980--Roy Foster
1981--Don Mosebar
1982--Darryl Moore
1983--Tony Brewer
1984--Timmie Ware
1985--Brent Moore
1986--Bruce Parks
1987--Ken Henry
1988--Erik Affholter
1989--Dan Barnes
1990--Shannon Jones
1991--Alan Wilson
1992--Travis Hannah
1993--Combined with Football Alumni Club Award

CHRIS CARLISLE COURAGE AWARD

2002--Malaefou MacKenzie
Justin Fargas
2003--Melvin Simmons
2004--Ryan Kalil
2005--Scott Ware
2006--Desmond Reed
2007--Matt Spanos
2008--Jeff Byers
2009--Josh Pinkard
2010--Christian Tupou
2011--Curtis McNeal
2012--Robert Woods
2013--Randall Telfer, Marqise Lee
2014--J.R. Tavai
2015--Lamar Dawson
2016--Michael Hutchings
2017--Toa Lobendah, Steven Mitchell Jr.
2018--Jake Olson

RHETT ELLISON TROJAN WAY LEADERSHIP AWARD

2011--Rhett Ellison
2012--Khaled Holmes
2013--Devon Kennard, Hayes Pullard
2014--Cody Kessler
2015--Cody Kessler
2016--Cameron Smith
2017--Chris Hawkins
2018--Porter Gustin

DR. ARTHUR C. BARTNER TROJAN COMMITMENT AWARD

2014--Hayes Pullard
2015--Tre Madden, Jahleel Pinner
2016--Justin Davis, Leon McQuay III
2017--Nico Falah, Viane Talamaivao
2018--Marvell Tell III

JOE COLLINS WALK-ON AWARD

Awarded to the team's top non-scholarship player.

2010--Tony Burnett
2011--Kyle Negrete
2012--Nathan Guertler, Ryan Dillard
2013--Taylor Ross
2014--Alex Wood
2015--Reuben Peters
2016--Grant Moore
2017--Reid Budrovich, Chase McGrath
2018--Jake Russell

JOHN McKAY AWARD

Given through 2016 to the underclassman with the most competitive spirit, then to any player.

2002--Mike Ross
2003--Lofa Tatupu
2004--Thomas Williams
2005--Rey Mauluga
2006--Brian Cushing
2007--Christian Tupou
2008--Damian Williams
2009--Devon Kennard
2010--Robert Woods
2011--Nickell Robey
2012--Marqise Lee
2014--JuJu Smith
2015--Cameron Smith

2016--Porter Gustin, Uchenna Nwosu
2017--Josh Fatu
2018--Austin Jackson, Amon-Ra St. Brown

LIFTERS AWARD

Trophy donated by Harry and Marion Keiper.

2001--Matt Cassel, Kenechi Udezue
2002--Grant Mattos, Troy Polamalu
2003--Lenny Vandermade, Mike Patterson
2004--Mike Patterson, Lofa Tatupu
2005--Reggie Bush, Taitusi Lutui, Sam Baker
2006--Sam Baker, Oscar Lua
2007--Sedrick Ellis, Keith Rivers, Kevin Ellison
2008--Brian Cushing, Kevin Ellison, Clay Matthews
2009--Jeff Byers, Will Harris, Taylor Mays
2010--Christian Tupou, Stanley Havili
2011--Rhett Ellison, Jawanza Starling
2012--Kevin Graf, Nickell Robey
2013--Devon Kennard, Chad Wheeler
2014--Max Browne, Anthony Sarao
2015--Soma Vainuku, Tre Madden, Cody Temple, Don Hill, Antwaun Woods
2016--Justin Davis, Reuben Peters, Porter Gustin, Special Teams' Specialists
2017--Sam Darnold, Nico Falah, Toa Lobendah, Uchenna Nwosu, Cameron Smith, Marvell Tell III
2018--Jordan Austin, Porter Gustin, Reuben Peters

BOB CHANDLER AWARD

Awarded to the underclassman, based on athletic ability, academic scholarship, and character on and off the field, including the individual's leadership, courage, tenacity, discipline, loyalty, and high standards of morals and values. The award funds a scholarship for the player's tuition, room and board for the following year. The recipient wears a #10 sticker on his helmet (Chandler's jersey number). The trophy is donated by the Bob Chandler Foundation.

1995--Sammy Knight
1996--Jonathan Himebauch
1997--Chad Morton
1998--Aaron Williams
1999--Mike Van Raaphorst
2000--Charlie Landrigan
2001--Darrell Rideaux
2002--Keary Colbert
2003--Jason Leach
2004--Lofa Tatupu
2005--Ryan Kalil
2006--Keith Rivers
2007--Kevin Ellison
2008--Taylor Mays
2009--Christian Tupou
2010--Robert Woods
2011--Hayes Pullard
2012--Randall Telfer
2013--Cody Kessler
2014--Chad Wheeler
2015--Max Browne
2016--Sam Darnold
2017--Deontay Burnett
2018--Vavae Malepeai

JOHN WAYNE MEMORIAL SCHOLARSHIP

Awarded to the senior with aspirations of continuing in higher education who chooses not to participate in professional football. It is donated by the Wayne family and the Trojan Football Alumni Club.

1980--Ty Sperling
1981--Jay Champlain
1982--Jim Arrivey
1983--Rod Williams
1984--Mark Boyer

1985--John Denvir
1986--Lonnie White
1987--John Page
1988--Chuck Ebertin
1989--Tom Dabasinskas
1990--Shane Foley
1991--Marc Raab
1992--Bruce Luizzi, Mike Mooney
1993--Martin Boskovich, Rory Brown
1994--Jeremy Hogue
1995--Terry Barnum
1996--Matt Keneley
1997--LaVale Woods
1998--Adam Abrams
1999--John Fox
2000--Mike Van Raaphorst
2001--Bobby DeMars
2002--Not given
2003--Scott Huber
2004--Matt Cassel
2005--Travis Watkins
2006--Brandon Hancock
2007--Nick Vanderboom
Brandon Hancock
2008--Jody Adewale
2009--Garrett Green
2010-11--Not given
2012--Kyle Negrete
2013--David Garness
2014--Nathan Guertler
2015--David Mellstrom
2016--Isaac Whitney
2017--Jackson Boyer, Yoofi Quansah
2018--Chris Tilbey

COMMUNITY SERVICE AWARD

2014--Chris Willson
2015--John Plattenburg
2016--Zach Banner
2017--Jordan Austin
2018--Daniel Imatorbhebe

SAM BARRY SPARTAN AWARD

After 1952, this award went to the Spartan team member selected by the coaches who contributed the most to the development of the varsity squad during the season. A wrist watch donated by Richard Barrett was awarded. Prior to 1952, the award was known as the Richard Barrett Award for the varsity's most cooperative member.

1940--Carl Benson
1941--Max Green
1942--Mel Bleeker
1943--Bill Gray
1944--Duane Whitehead
1945--Jack Musick
1947--Johnny Naumu
1948--Bill Martin
1949--Bob Stillwell
1950--Lou Welsh
1951--Don Zimmerman
1952--Jim Smith
1953--Hank Green
1954--Dennis Wilkerson
1955--Bill Howard
1956--Larry Snyder
1957--Hank Slade
1958--Larry Gilhooly
1959--Bill O'Brien
1960--Marv Marinovich
1961--Gary Winslow
1962--Vern Vihlene
1963--Jerry Hayhoe
1964--Gary Magner
1965--Leonard Sims
1966--Dick Elliott
1967--Cal Garland
1968--Kendell Nungesser
1969--Curtis Timmons
1970--Manfred Moore
1971--Bob McCaffrey
1972--John Racanelli
1973--Joe Shipp
1974--Bill O'Brien
1975--Bernard Tarver
1976-81--Not given
1982--Andrew Jackson
1983--Discontinued



TROJANS IN ALL-STAR GAMES



Hula Bowl (135)

1949--Don Doll, Dean Dill, Bob Hendren, John Naumu, Ernie Tolman
1950--Jack Nix, Jim Powers, Bill Martin
1951--Volney Peters
1952--Pat Cannamela
1953--Jim Sears, Elmer Willhoite, Bob Van Doren
1954--Tom Nickoloff, Ed Pucci, Harold Han
1955--Aramis Dandoy
1956--Leon Clarke
1957--George Bellotti, Jon Arnett
1960--Ron Mix
1961--Marlin McKeever
1962--Britt Williams
1963--Marv Marinovich, Ken Del Conte
1964--Willie Brown, Gary Kirner, Damon Bame, Pete Beathard, Hal Bedsole
1965--Ron Heller, Fred Hill, Bill Fisk
1966--Mike Garrett, Dave Moton
1967--Rod Sherman, Nate Shaw
1968--Ron Yary, Adrian Young
1969--Bob Klein, O.J. Simpson, Steve Sogge
1970--Sandy Durko, Jim Gunn
1971--Ron Ayala, Charlie Weaver
1972--John Vella
1973--Pete Adams, Sam Cunningham, Charles Young
1974--Booker Brown, Artimus Parker, Lynn Swann
1975--Anthony Davis, Pat Haden, John McKay, Richard Wood
1976--Danny Reece
1977--Ricky Bell, Vince Evans, Shelton Diggs, Gary Jeter, Marvin Powell
1978--Clay Matthews, Gary Bethel, Ricky Odom, Mosi Tatupu
1979--Pat Howell, Carter Hartwig, Calvin Sweeney
1980--Brad Budde, Dennis Johnson, Paul McDonald, Charles White
1981--Ronnie Lott, Keith Van Horne, Hoby Brenner
1982--Marcus Allen, Chip Banks, Roy Foster
1983--Don Mosebar, Bruce Matthews, George Achica
1984--Tony Slaton
1985--Duane Bickett, Tommy Haynes
1986--Matt Johnson
1987--Louis Brock
1988--Keith Davis, Ken Henry
1989--Erik Affholter, Rodney Peete
1990--Dan Owens, Tim Ryan, Aaron Emanuel
1991--Pat Harlow, Scott Ross, Mark Tucker
1992--Kurt Barber, Derrick Deese
1993--Travis Hannah
1994--Johnnie Morton, Jason Sehorn
1995--John Herpin, Rob Johnson
1996--Terry Barnum, Jeremy Hogue
1997--John Allred, Chris Miller, Brad Otton
1998--Phalen Pounds, Delon Washington, Jim Wren
1999--Rashard Cook
2000--Antoine Harris, Markus Steele
2001--Lonnie Ford, Ryan Nielsen, Antuan Simmons
2002--DeShaun Hill, Bernard Riley, Mike Pollard
2003--Marcell Allmond, Norm Katnik, Omar Nazel, Melvin Simmons
2004--Kevin Arbet, Matt Grootegoed, Alex Holmes, Lee Webb
2005--Collin Ashton, Scott Ware
2006--Oscar Lua, Chris McFoy, Travis Tofi
2007--Matt Spanos, Thomas Williams

East-West Shrine Game (122)

1925--Norman Anderson
1927--Al Behrendt, Jeff Cravath, Ted Gorrell (J)
1928--Charles Boren, Mort Kaer (D)
1934--Larry Stevens, Bob McNeish
1935--Cal Clemens, Cotton Warburton
1937--Gil Kuhn
1941--Jack Banta, Bob Peoples, Ben Sohn
1942--Bob Robertson
1943--Norm Verry
1947--Jim Callanan, John Ferraro, Mickey McCardle
1949--Don Doll (J), Bob Hendren (J), Jack Kirby (J), William Martin (D)
1951--Bill Jessup, Volney Peters
1952--Pat Cannamela, Frank Gifford
1954--Harold Han, Tom Nickoloff, Ed Pucci
1955--Leon Clarke (D), James Contratto (D), Orlando Ferrante (D)
1957--Jon Arnett, Frank Hall
1960--Marlin McKeever (D), Roger Mietz (D)
1961--Frank Buncom
1963--Pete Beathard, Willie Brown, Gary Kirner
1964--Bill Fisk
1965--Chuck Arrobio (D), Bill Fisk (J), Mike Garrett (D), Ron Heller (J), Fred Hill (J), Jeff Smith (D)
1970--Greg Slough, Charlie Weaver, Bobby Chandler
1971--Willie Hall, Jimmy Jones
1975--Joe Davis
1978--Rich Dimler
1979--Raymond Butler, Larry McGrew
1981--Dennis Edwards

1982--Byron Darby, Jeff Simmons
1983--Keith Browner
1984--Jack Del Rio, Ken Ruetters
1985--Jerome Tyler, Matt Koart, James FitzPatrick
1986--Jeff Bregel, Tim McDonald
1987--Dave Cadigan, Greg Coauette, Marcus Cotton
1988--Erik Affholter, Paul Green, Rodney Peete
1989--Cleveland Colter, John Jackson
1990--Don Gibson, Scott Ross
1991--Kurt Barber
1992--David Webb
1993--Bradford Banta, Willie McGinest, Johnnie Morton, Jason Sehorn
1994--Brian Williams
1995--Norberto Garrido, John Stonehouse
1997--Jim Wren
1998--Rashard Cook
1999--Travis Claridge, David Gibson, Chad Morton, R. Jay Soward
2000--Markus Steele
2001--Lonnie Ford, Kris Richard
2002--Sultan McCullough, Malaefou MacKenzie, Kareem Kelly
2003--Marcell Allmond
2004--Jason Leach
2005--David Kirtman, Tom Malone, Frostee Rucker, Justin Wyatt
2006--Dallas Sartz
2007--Thomas Williams
2008--David Buehler, Kevin Ellison, Cary Harris, Kaluka Maiava
2009--Jeff Byers, Josh Pinkard, Kevin Thomas
2010--Jordan Cameron
2011--DaJohn Harris, Marc Tyler
2012--Wes Horton
2013--Kevin Graf, Devon Kennard
2015--Anthony Sarao
2016--Justin Davis, Leon McQuay III, Taylor McNamara
2017--Nico Falah
Note: Where two East-West games were played in the same calendar year, participants in January game are indicated with a (J) and December game with a (D).

Senior Bowl (92)

1952--Frank Gifford
1955--Lindon Crow, Frank Clayton
1970--Al Cowlings
1971--Marv Montgomery, Sam Dickerson, Clarence Davis, Greg Slough
1974--Lynn Swann, Artimus Parker
1975--John McKay, Jim Odravovich, Charles Phillips, Art Riley, Richard Wood
1977--Clint Strozier
1978--William Gay, Dennis Thurman
1979--Carter Hartwig, Tim Lavender
1980--Dennis Johnson, Myron Lapka
1982--Charles Ussery
1986--Joe Cormier
1987--Louis Brock
1988--Paul Green
1989--Brad Leggett
1990--Gary Wellman
1994--Edward Hervey
1995--Errick Herrin, Israel Ifeanyi, Johnny McWilliams, John Michels, Kyle Wachholtz
1996--Matt Keneley
1997--Brian Kelly
1998--Daylon McCutcheon
1999--Travis Claridge, R. Jay Soward
2000--Ennis Davis, Zeke Moreno
2001--Antuan Simmons
2002--Carson Palmer, Justin Fargas, Malaefou MacKenzie
2003--Keary Colbert, Will Poole, Jacob Rogers
2004--Shaun Cody, Alex Holmes, Mike Patterson
2005--Dominique Byrd, Taitusi Lutui
2006--Ryan Kalil, Steve Smith
2007--Sam Baker, John David Booty, Fred Davis, Sedrick Ellis, Lawrence Jackson, Drew Radovich, Keith Rivers, Terrell Thomas, Chauncey Washington
2008--Brian Cushing, Clay Matthews, Rey Maua, Fili Moala, Kyle Moore, Patrick Turner
2009--Charles Brown, Jeff Byers, Stafon Johnson, Taylor Mays, Anthony McCoy
2010--Ronald Johnson, Kristofer O'Dowd, Shareece Wright
2012--Khaled Holmes, T.J. McDonald
2014--Hayes Pullard, Josh Shaw
2015--Cody Kessler, Soma Vainuku
2016--Zach Banner, Stevie Tu'ikolovatu
2017--Uchenna Nwosu
2018--Chuma Edoga, Iman Marshall, Cameron Smith, Marvell Tell III



College All-Star Game (Chicago) (72)


- 1934--Homer Griffith, Aaron Rosenberg
- 1935--Cotton Warburton, Haskell Wotkins
- 1937--Gilbert Kuhn, David Davis
- 1940--Grenny Lansdell, Amby Schindler, Harry Smith, Bob Winslow, Robert Hoffman, William Fisk
- 1941--Jack Banta, Ben Sohn
- 1942--Bob Robertson
- 1946--Ralph Heywood, Norman Verry
- 1947--James Callanan
- 1948--Paul Cleary, Gordon Gray
- 1949--Don Doll
- 1952--Frank Gifford
- 1953--David Psaltis, Jim Sears
- 1954--George Timberlake
- 1955--Lindon Crow
- 1956--Leon Clarke
- 1957--Jon Arnett
- 1961--Marlin McKeever
- 1962--Frank Buncom
- 1963--Ben Wilson
- 1964--Pete Beathard, Hal Bedsole, Willie Brown
- 1965--Fred Hill
- 1966--Mike Garrett
- 1967--Rod Sherman
- 1968--Mike Hull, Earl McCullouch, Tim Rossovich, Ron Yary, Adrian Young
- 1969--Bob Klein, Bob Miller
- 1970--Sid Smith, Al Cowlings
- 1971--Charlie Weaver, Marv Montgomery
- 1972--Willie Hall
- 1973--John Grant, Pete Adams, Sam Cunningham, Charles Hinton, Charles Young, Dave Brown, Jeff Winans, Allan Graf
- 1974--Rod McNeill, Manfred Moore, Artimus Parker, Steve Riley, Lynn Swann were selected but game was cancelled because of player strike
- 1975--Bill Bain, Otha Bradley, Allen Carter, Marvin Cobb, Steve Knutson, Bob McCaffrey, Jim Obradovich, Charles Phillips, Richard Wood

Japan Bowl (40)


- 1976--Danny Reece
- 1977--Marvin Powell, Ricky Bell, Shelton Diggs, Gary Jeter
- 1978--Randy Simmrin, Gary Bethel
- 1979--Ray Peters, Otis Page
- 1980--Brad Budde, Chris Foote, Larry McGrew, Herb Ward
- 1981--Hoby Brenner
- 1982--Joe Turner
- 1983--Scott Tinsley, Jeff Simmons
- 1984--Tony Slaton, Keith Browner, Jeff Brown
- 1985--Ken Ruetggers, Steve Jordan, Jack Del Rio, Duane Bickett
- 1987--Ron Brown, Erik McKee, Don Shafer
- 1988--Greg Coquette, Marcus Cotton
- 1989--John Guerrero, Steven Webster
- 1990--Scott Galbraith, Bill Schultz
- 1991--Ricky Ervins, Don Gibson
- 1992--Scott Lockwood, Michael Moody
- 1993--Estrus Crayton, Travis Hannah, David Webb

Coaches All-America Game (26)


- 1961--Roger Mietz
- 1963--Bill Nelsen
- 1964--Hal Bedsole, Willie Brown
- 1965--Fred Hill, Bob Svihus
- 1966--Chuck Arrobio, Mike Garrett, Jeff Smith
- 1967--Ray May, Rod Sherman
- 1968--Tim Rossovich, Ron Yary, Adrian Young
- 1969--Jim Lawrence, Jack O'Malley
- 1971--Charlie Weaver, Greg Slough
- 1972--Skip Thomas
- 1973--John Grant, Pete Adams, Sam Cunningham, Charles Young, Dave Brown
- 1974--Lynn Swann
- 1975--Bill Bain, Charles Phillips




JACK DEL RIO



JOHNNIE MORTON



TIM McDONALD



MARVIN POWELL

**Playboy
Pre-Season All-Americans**

USC landed more players on the prestigious Playboy Magazine pre-season college All-American football team than any other university. Since Playboy first picked a team in 1957 through its last official team in 2012, there were a national-best 77 Trojan players selected, as well as 2 Coaches of the Year and 1 Scholar-Athlete. Next with 52 selections was Texas, followed by Michigan with 49, Oklahoma with 47 (plus 3 Coaches of the Year), Notre Dame with 42 (plus 1 Coach of the Year) and Nebraska with 40 (plus 2 Coaches of the Year and 1 Scholar-Athlete). During a 16-year period (1972 through 1987), at least 1 Trojan player was selected annually to the Playboy squad. On 8 different occasions (1970-76-79-80-2004-05-08-12), 3 USC players made that year's Playboy team. USC's Tony Boselli, who was selected in 1992-93-94, was the first 3-time Playboy selection from any school. (NOTE: An unofficial team was selected from 2013 to 2015.)

Here is a list of USC's Playboy pre-season All-Americans:

- 1960--Marlin McKeever, E; Mike McKeever, G
- 1963--Damon Bame, G; Hal Bedsole, E
- 1964--Mike Garrett, RB
- 1965--Mike Garrett, DB
- 1967--Ron Yary, OT
- 1968--O.J. Simpson, RB
- 1969--Jimmy Gunn, DE; Sid Smith, OL
- 1970--Greg Slough, LB; Tody Smith, DL; Charlie Weaver, DE
- 1972--Pete Adams, OL; Charles Young, TE
- 1973--Lynn Swann, WR; Richard Wood, LB
- 1974--Anthony Davis, RB
- 1975--Marvin Powell, OL
- 1976--Ricky Bell, RB; Gary Jeter, DL; Marvin Powell, OL
- 1977--Dennis Thurman, DB; Walt Underwood, DL
- 1978--Pat Howell, OL; Charles White, RB
- 1979--Brad Budde, OL; Anthony Munoz, OL; Charles White, RB; John Robinson, Coach
- 1980--Ronnie Lott, DB; Dennis Smith, DB; Keith Van Horne, OL
- 1981--Chip Banks, LB; Roy Foster, OL
- 1982--Bruce Matthews, OL; Don Mosebar, OL
- 1983--Jack Del Rio, LB; Tony Slaton, C
- 1984--Jack Del Rio, LB
- 1985--Jeff Bregel, DL; Tim McDonald, DB
- 1986--Jeff Bregel, DL; Tim McDonald, DB
- 1987--Marcus Cotton, LB
- 1989--Mark Carrier, DB; Tim Ryan, DL
- 1992--Tony Boselli, OL
- 1993--Tony Boselli, OL; Willie McGinest, DL
- 1994--Tony Boselli, OL
- 1995--Keyshawn Johnson, WR; Jeremy Hogue, C (Scholar-Athlete)
- 1996--Darrell Russell, DT
- 1997--Daylon McCutcheon, DB; Jim Wren, P
- 1999--R. Jay Soward, WR/RET SP
- 2002--Troy Polamalu, DB
- 2003--Mike Williams, WR
- 2004--Matt Leinart, QB; Shaun Cody, DL; Tom Malone, P
- 2005--Matt Leinart, QB; Reggie Bush, TB; Tom Malone, P; Pete Carroll, Coach
- 2006--Dwayne Jarrett, WR; Sam Baker, OL
- 2007--Sam Baker, OL; Keith Rivers, LB
- 2008--Rey Mauluga, LB; Brian Cushing, LB; Taylor Mays, S
- 2009--Taylor Mays, S; Kristofer O'Dowd, C
- 2010--Kristofer O'Dowd, C; Stanley Havili, FB
- 2011--Matt Kalil, OT
- 2012--Matt Barkley, QB; Khaled Holmes, C; Nickell Robey, CB
- 2013--Marqise Lee, WR; Leonard Williams, DE
- 2014--Leonard Williams, DE; Nelson Agholor, WR
- 2015--Su'a Cravens, LB-S



ALL-TIME USC LETTERWINNERS



Various standards have been used to determine USC letterwinners over the years, but since 1976, squad members who have played at least 30 minutes have been listed here as lettermen. There have been many exceptions to that rule, including kickers and others who contributed significantly to the team's success without playing 30 minutes.

In addition, senior squad members who have been on the team for several years have generally been awarded letters for their senior season, as long as they appeared in at least one game. This has been a long-standing policy.

The list is confined to lettermen who actually played on USC's varsity teams of American Rules Football, and does not include individuals who lettered only in rugby.

Positions, heights, and weights are generally those listed in USC publications and other sources in the player's final letterwinning year. Positions are primarily listed in the terminology of the era in which the letterwinner played. "Hometowns" by longstanding custom are usually the places from which players came to USC, and are located in California unless noted. Parenthetical notations contain a letterwinner's high school, and junior or senior college, attended before USC, where known, and are in the state of the letterman's hometown, unless noted. This list was expanded by Michael J. Glenn [with input from Gary Wright]. USC appreciates their invaluable efforts.

NAME (YEARS LETTERED) POSITION HGT. WGT. HOMETOWN (HIGH SCHOOL/JC)

| - A - | | | | |
|---|---------|------|-----|---|
| Abbott, Jim (2007) | CB | 5-10 | 175 | San Marino (Loyola) |
| Abdul-Malik, Sultan (1997,98,99,2000) | LB-DE | 6-3 | 240 | Arcadia (Arcadia) |
| Abdul-Shaheed, Shamsud-Din (1998,99,2000) | DE-DT | 6-4 | 250 | Los Angeles (Verbum Dei) |
| Abram, Fabian (1955,56) | RT | 6-3 | 215 | Redondo Beach (Redondo/El Camino JC) |
| Abrams, Adam (1995,96,97,98) | PK | 5-9 | 185 | San Diego (Bishop's) |
| Abrams, Andre (1992,94) | OT-OG | 6-3 | 290 | Nuevo (Perris) |
| Achica, George (1979,80,81,82) | NG | 6-5 | 260 | San Jose (Andrew Hill) |
| Acker, Frank (1904,05) | RHB | | | Colorado (Canon City) |
| Adams, Bill (1967) | C | 6-2 | 218 | Santa Monica (Santa Monica) |
| Adams, Gene (1904,05) | | | | |
| Adams, Gordon (1980) | QB | 6-1 | 195 | Newport Beach (Newport Harbor) |
| Adams, Harold [Hobbs] (1923,24,25) | E | 5-10 | 170 | San Diego (San Diego) |
| Adams, Holly (1922,23,24) | C | | 195 | Inglewood (Inglewood) |
| Adams, Pete (1970,71,72) | OT | 6-4 | 258 | San Diego (University/San Diego CC) |
| Adelman, Harry (1941,42) | LG | 6-0 | 188 | Los Angeles (Roosevelt) |
| Adewale, Jody (2004,05,06,07) | FB | 6-0 | 230 | Los Angeles (Roosevelt) |
| Adolph, Rob (1973,74) | QB | 6-1 | 190 | Dinuba (Dinuba) |
| Affholter, Erik (1985,86,87,88) | SE-PK | 6-1 | 190 | Agoura (Oak Park) |
| Agholor, Nelson (2012,13,14) | WR | 6-1 | 190 | Tampa, FL (Berkeley Prep) |
| Aguirre, John (1941,45) | LT | 6-7 | 210 | San Francisco (Galileo) |
| Akiba, John (2012,13) | TB | 5-7 | 185 | Mission Viejo (Mission Viejo/Saddleback JC) |
| Albarado, Kris (2013,14,15) | P | 5-10 | 195 | Lake Charles, LA (St. Louis) |
| Aldridge, Ricki (1967) | RHB-K | 6-1 | 185 | Midway City (Westminster) |
| Alekski, Joe (1925,27) | G | 6-2 | 198 | Oxnard (Oxnard) |
| Alexander, DelVaughn (1993,94) | WR | 6-2 | 185 | Los Angeles (University/West Los Angeles CC) |
| Alexander, Harold (1923) | | | | |
| Allan, Roy (1908,09,10) | C | | | Yonkers, NY |
| Allen, Javorius "Buck" (2012,13,14) | TB | 6-1 | 220 | Tallahassee, FL (Lincoln) |
| Allen, Marcus (1978,79,80,81) | TB-FB | 6-2 | 202 | San Diego (Lincoln) |
| Allmon, Dick (1967,68) | C | 6-1 | 230 | La Jolla (La Jolla) |
| Allmond, Marcell (1999,2000,02,03) | CB-WR | 6-0 | 200 | Anaheim (St. Paul) |
| Allred, John (1993,94,95,96) | TE | 6-5 | 250 | Del Mar (Torrey Pines) |
| Almy, J. (1907) | QB | | | |
| Alonso, Augusto (2011) | LB | 6-2 | 225 | Omaha, NE (Creighton Prep) |
| Ambles, Markeith (2010) | WR | 6-2 | 215 | McDonough, GA (Henry County) |
| Anderson, Brad (1981) | WR | 6-1 | 160 | Pinole (Pinole Valley) |
| Anderson, Chuck (1960,61) | LG | 6-2 | 210 | Whittier (Whittier) |
| Anderson, Norman (1922,23,24) | T | | 198 | Los Angeles (Los Angeles) |
| Anderson, Otto (1922,23,24) | HB | | 150 | Pomona (Pomona) |
| Anderson, William C. (1937,38,40,41) | QB | 5-11 | 175 | Altadena (Muir) |
| Andrew, Will (2010,11,12) | LB | 6-2 | 235 | Huntington Beach (Edison) |
| Ane, Charley (1951,52) | QB-LT | 6-2 | 256 | Honolulu, HI (Punahou/Compton [CA] College) |
| Anno, Sam (1983,84,85,86) | ILB-OLB | 6-3 | 235 | West Los Angeles (Santa Monica) |
| Anthony, Charles (1971,72,73) | ILB | 6-0 | 240 | Fresno (Edison) |
| Anthony, Frank (1927,28,29) | T | 6-1 | 200 | Venice (Venice) |
| Antle, Ken (1956,57,58) | C | 5-11 | 185 | Watsonville (Watsonville) |
| Antles, Russell (1944,45,46) | C | 6-2 | 210 | Porterville (Porterville) |
| Apoliskis, David (1990,92,93) | C-OG | 6-4 | 260 | Houston, TX (St. Thomas) |
| Applebee, Austin (2017,18) | TE | 6-6 | 250 | Seneca, IL (Seneca/McKendree/Arizona Western JC) |
| Apsit, Marger (1928,29,30) | HB | 5-11 | 180 | Aurora, IL (East) |
| Arakelian, Michael (2012) | DE | 6-1 | 225 | Anaheim (Orange Lutheran/Chapman) |
| Arbelbide, Garrett (1929,30,31) | HBE-E | 6-1 | 178 | Huntington Park (Huntington Park) |
| Arbet, Kevin (1999,2000,01,03,04) | CB-S | 5-11 | 190 | Stockton (St. Mary's) |
| Archuleta, Bobby (1987) | S | 5-10 | 185 | Alhambra (San Gabriel) |
| Armstead, Armond (2008,09,10) | DE-DT | 6-5 | 295 | Sacramento (Pleasant Grove) |
| Arnest, Hal (1961) | RE | 6-1 | 195 | Los Angeles (Harvard) |
| Arnett, Bob (1957,58) | LHB | 5-11 | 185 | Los Angeles (Manual Arts) |
| Arnett, Jon (1954,55,56) | LHB | 5-11 | 190 | Los Angeles (Manual Arts) |
| Arnold, James (1918) | G | | | |
| Arnold, Paul (1889) | QB | | | Orange (Orange) |
| Arrington, Gene (1988) | FL | 6-0 | 185 | Steelton, PA (Harrisburg) |
| Arrivey, Jim (1982) | QB | 6-5 | 205 | Seattle, WA (Shorecrest) |
| Arrobia, Chuck (1963,64,65) | OT | 6-4 | 243 | Glendale (Glendale) |
| Artenian, Mickey (1952,53) | LG | 6-0 | 193 | Los Angeles (Garfield/East Los Angeles JC) |
| Ashcraft, Walt (1948,52) | T | 6-7 | 233 | Long Beach (Long Beach Poly/San Diego Marines) |
| Ashton, Collin (2002,03,04,05) | LB | 6-1 | 220 | Mission Viejo (Mission Viejo) |
| Ashton, Taylor (2011) | CB | 5-8 | 175 | Mission Viejo (Mission Viejo/Arizona State) |
| Atanasoff, Alex (1937) | C | 6-2 | 191 | Los Angeles (Los Angeles JC) |
| Aubrey, Bob (1996,97) | LB | 6-3 | 235 | Glendale (St. Francis) |
| Audet, Earl (1943) | RT | 6-2 | 245 | Seton Hall, NJ (Seton Hall) |
| Augello, Joey (2013) | DT | 6-0 | 285 | Rolling Hills Estates (Peninsula/Los Angeles Harbor JC) |
| Ausberry, David (2007,08,09,10) | WR-TE | 6-4 | 235 | Lemoore (Lemoore) |
| Austin, Jordan (2016,17,18) | OG-DT | 6-5 | 290 | Claremont (Claremont) |
| Avery, Ralph W. (1896,97) | | | | |
| Axe, Fred (1919,20,21) | G | 5-7 | 170 | Los Angeles (Franklin) |
| Ayala, Ron (1968,69,70) | S-K | 5-9 | 175 | Lakewood (Lakewood) |
| Ayles, Blake (2008,09,10) | TE | 6-5 | 245 | Orange (Orange Lutheran) |

- B -

| | | | | |
|-----------------------------------|------------|------|-----|--|
| Baccitich, John (1966) | C | 6-1 | 222 | San Francisco (St. Ignatius) |
| Badgro, Morris (1924,25,26) | E | 5-11 | 170 | Kent, WA (Kent) |
| Bailey, Dion (2011,12,13) | LB | 6-0 | 200 | Lakewood (Lakewood) |
| Bailie, Burt (1903,04,05) | LE | | | |
| Bain, Bill (1973,74) | OG-DT | 6-3 | 268 | Pico Rivera (St. Paul/U of Colorado/San Diego CC) |
| Bain, Marv (1964,65) | LB | 6-1 | 197 | Santa Ana (Mater Dei/Santa Ana JC) |
| Baker, John (1929,30,31) | G | 5-10 | 185 | Kingsburg (Kingsburg) |
| Baker, Roy [Bulleit] (1922,23) | HB | | 165 | Long Beach Poly (Santa Clara) |
| Baker, Sam (2004,05,06,07) | OT | 6-5 | 305 | Tustin (Tustin) |
| Baker, Teddy (2014) | DE-TE | 6-4 | 265 | Longmeadow, MA (Loomis Chaffee/Connecticut/Wesleyan) |
| Baldock, Al (1949,50,53) | LE | 6-2 | 215 | Santa Monica (Santa Monica) |
| Baldrick, Lyle (1925,26,28) | G | 6-0 | 207 | Los Angeles (Franklin) |
| Bame, Damon (1962,63) | LG-LB | 5-11 | 192 | Glendale (Glendale/Glendale CC) |
| Banks, Chip (1978,79,80,81) | ILB-OLB | 6-5 | 230 | Augusta, GA (Laney) |
| Banner, Zach (2014,15,16) | OT | 6-9 | 360 | Tacoma, WA (Lakes) |
| Bansavage, Al (1959) | RG | 6-2 | 220 | Union City, NJ (Union City/The Citadel) |
| Banta, Bradford (1990,91,92,93) | TE | 6-6 | 250 | Baton Rouge, LA (University) |
| Banta, Jack (1938,39,40) | RHB | 5-10 | 187 | Los Angeles (Los Angeles/Black-Foxe) |
| Barber, Kurt (1988,89,90,91) | DLB | 6-4 | 235 | Paducah, KY (Paducah Tilghman) |
| Barber, Richard (1931,32) | FB | 6-2 | 180 | Long Beach (Long Beach Poly) |
| Bardin, Oliver (1932,33) | G | 5-10 | 196 | Salinas |
| Barkley, Matt (2009,10,11,12) | QB | 6-2 | 230 | Newport Beach (Mater Dei) |
| Barnes, Dan (1987,88,89) | OG | 6-4 | 270 | Woodland Hills (El Camino Real) |
| Barnes, Mercer (1949,50) | C | 6-0 | 205 | Aurora, IL (West Aurora/U of Illinois) |
| Barnum, Terry (1992,93,94,95) | RB | 5-10 | 200 | Chatsworth (Alemayn) |
| Baroncelli, Andy (1984) | C | 6-3 | 270 | Taft (Lee, Houston, TX/Taft College) |
| Barragar, Nathan (1927,28,29) | C | 6-0 | 198 | San Fernando (San Fernando) |
| Barrager, (1918) | | | | |
| Barrett, (1917) | | | | |
| Barrett, Chris (2004,05,06) | DE-TE | 6-5 | 265 | Tustin (Tustin) |
| Barry, Al (1952) | RG-RT | 6-2 | 221 | Beverly Hills (Beverly Hills) |
| Barry, Joe (1992,93) | ILB | 6-1 | 230 | Boulder, CO (Fairview/U of Michigan) |
| Barry, Nelson (1930) | QB | 5-10 | 167 | Huntington Beach (Huntington Beach) |
| Barry, Steve (1965,66) | OG | 6-2 | 212 | Los Angeles (Loyola) |
| Bastian, Bob (1946,47,48) | LG | 6-1 | 205 | Inglewood (Inglewood) |
| Bastianelli, Mike (1995,96,97,98) | WR | 6-1 | 195 | Danville (De La Salle) |
| Bates, Jim (1960,61) | LE | 6-2 | 188 | Los Angeles (Manual Arts/East Los Angeles JC) |
| Battle, Art (1946,48,49) | RHB | 5-11 | 170 | Huntington Park (Huntington Park/U of San Francisco) |
| Battle, Mike (1966,67,68) | DHB-S | 6-1 | 175 | Lawndale (Lawndale/Long Beach CC) |
| Baucham, Brian (2009,10,12) | CB | 5-11 | 170 | Torrance (West Torrance) |
| Baxter, Dillon (2010,11) | TB | 5-11 | 195 | San Diego (Mission Bay) |
| Bayley, Eugene (1914) | LT | | | |
| Beale, John Paul (1918,19,20) | LT | | 182 | Pomona (Pomona) |
| Beals, (1917) | | | | |
| Beard, Francis (1932,33,34) | LG | 5-9 | 185 | Sacramento (Sacramento) |
| Beard, Greg (1975) | OG | 6-4 | 240 | Whittier (Serra/Rio Hondo JC) |
| Beathard, Peter (1961,62,63) | QB | 6-1 | 197 | El Segundo (El Segundo) |
| Beatie, Eugene (1926,27) | T | 6-1 | 190 | San Bernardino (San Bernardino) |
| Beatie, Richard (1995) | OT | 6-6 | 285 | San Gabriel (San Gabriel/Glendale CC) |
| Beatty, Blanchard (1930,31) | QB | 5-9 | 154 | Balboa (Santa Ana) |
| Beatty, Homer (1934,35,36) | RHB | 6-0 | 187 | Bakersfield (Bakersfield) |
| Beck, Gene (1948,50) | C | 6-0 | 185 | Inglewood (Inglewood) |
| Becker, Henry (1929) | HB | 5-9 | 165 | Joplin, MO (Joplin) |
| Bedsloe, Hal (1961,62,63) | LE | 6-5 | 221 | Northridge (Reseda/Pierce JC) |
| Beeson, Bob (1940) | LHB | 5-11 | 191 | Los Angeles (Los Angeles/Black-Foxe Academy) |
| Behrendt, Allen (1924,25,26) | E | 6-0 | 187 | Cleveland, OH (East Cleveland) |
| Belko, Max (1934,35,36) | LT | 5-11 | 197 | Gary, IN (Foebel) |
| Bell, David (1996,98,99,2000) | PK-P | 6-0 | 190 | Anaheim (Western) |
| Bell, Howard (1926) | G-T | 6-0 | 191 | [Alhambra] |
| Bell, Joseph A. (1943) | QB | 6-0 | 180 | Los Angeles (Marshall) |
| Bell, Ricky (1973,74,75,76) | TB-FB | 6-2 | 218 | Los Angeles (Fremont) |
| Belotti, George (1954,55,56) | LT | 6-3 | 235 | Oxnard (Oxnard) |
| Beloud, Brett (1993) | TB | 5-8 | 180 | Phoenix, AZ (Brophy Prep) |
| Bender, Wes (1991,92) | FB | 6-0 | 245 | Burbank (Burrughs/Glendale CC) |
| Bennett, Frank (1939) | RT | 6-1 | 205 | Los Angeles (San Francisco Lowell) |
| Benson, Carl (1939,40) | RG-LT | 6-2 | 202 | Laguna Beach (Tustin/Santa Ana JC) |
| Benson, Jeff (1985) | OT | 6-6 | 280 | Huntington Beach (Edison/Golden West College) |
| Berry, Mike (1969,70) | TB | 5-10 | 197 | Minneapolis (Central) |
| Berry, John (1981,83) | ILB | 6-3 | 230 | Walnut Creek (Northgate) |
| Berryman, Richard (1936) | FB | 6-0 | 183 | Long Beach (Long Beach Poly) |
| Berryman, Robert (1939,40) | QB | 6-1 | 191 | Long Beach (Long Beach Poly) |
| Bescos, Julius (1932,33,34) | LE | 6-2 | 175 | Huntington Park (Huntington Park) |
| Best, Oliver (1904) | QB | | | |
| Bethel, Gary (1975,76,77) | C | 6-4 | 250 | Turlock (Turlock) |
| Betiku Jr., Oluwole (2016,17) | DLB-DE | 6-3 | 250 | Lagos, Nigeria (Serra [CA]) |
| Bettinger, George (1935) | RE | 6-1 | 182 | Alhambra (Alhambra) |
| Betz, Bill (1947,48) | FB | 5-11 | 190 | Lincoln, NE (Lincoln) |
| Bianchi, Steve (1941) | C | 5-11 | 195 | Huntington Park (Huntington Park) |
| Bickett, Duane (1982,83,84) | OLB-DT-ILB | 6-5 | 235 | Glendale (Glendale) |



ALL-TIME LETTERWINNERS

| | | | | | | | | | |
|-----------------------------------|-------|------|-----|--|-----------------------------------|------------|------|-----|--|
| Carter, Frank (1996,97,98,99) | S | 6-0 | 190 | Redondo Beach [Bishop Montgomery] | Crane, Dennis (1967) | DT | 6-6 | 250 | Colton [Colton/San Bernardino Valley College] |
| Carter, Kent (1970,71) | LB | 6-3 | 216 | Los Angeles [Cathedral/Los Angeles CC] | Cravath, Jeff (1924,25,26) | C | 5-1 | 175 | Santa Ana [Santa Ana] |
| Caruthers, Gerald (1993,94) | OLB | 6-3 | 235 | West Hills [Saugus/Pasadena CC] | Cravens, Su'a (2013,14,15) | OLB-S | 6-1 | 225 | Los Angeles [Vista Murrieta] |
| Carver, Thomas Nixon (1889) | FB | | | | Crawford, Willie (1977,78) | S | 5-11 | 180 | San Francisco [Mission/San Francisco CC] |
| Case, Frank (1905) | LT | | | | Crayton, Estrus (1991,92) | TB | 6-2 | 190 | Huntington Beach [Santa Ana/Rancho Santiago CC] |
| Casey, Jurrell (2008,09,10) | DT | 6-1 | 305 | Long Beach [Long Beach Poly] | Crisman, Joel (1990,91,92,93) | OG | 6-5 | 290 | Grundy Center, IA [Grundy Center] |
| Cash, Chris (2000,01) | CB | 5-11 | 170 | Stockton [Franklin/Palomar JC] | Crisp, (1919) | | | | |
| Cashman, Pat (1966,67) | DHB | 5-11 | 180 | Long Beach [Long Beach Wilson/Long Beach CC] | Crittenden, Wallace (1944) | G | 5-11 | 195 | Los Angeles [Washington/Loyola (LA, CA) U] |
| Cashman, Tyler (1993,94,95) | TE | 6-4 | 235 | Los Alamitos [Los Alamitos] | Critton, (1905) | RT | | | |
| Cassel, Matt (2001,02,03,04) | QB-TE | 6-5 | 230 | Northridge [Chatsworth] | Crown, Lindon (1952,53,54) | RHB | 6-1 | 187 | Corcoran [Corcoran] |
| Cassell, Curtis (1920,21) | C | | 170 | Long Beach [Long Beach Poly] | Crowther, Jim (1941) | LT-RT | 6-0 | 218 | Santa Ana [Santa Ana/Santa Ana JC] |
| Catoe, Ed (1976,77) | DT | 6-4 | 245 | San Bernardino [San Bernardino/San Bernardino Valley JC] | Cruickshank, Donald (1924,25,26) | T | 6-1 | 180 | Riverside [Riverside/Riverside JC] |
| Celotto, Mario (1974,75,76,77) | OLB | 6-4 | 230 | Manhattan Beach [St. Bernard's] | Crutcher, Fred (1981,83,84,85) | TB | 5-10 | 195 | Pasadena [Blair] |
| Chambers, Mahlon (1927,28,29) | QB | 5-8 | 155 | Huntington Park [Huntington Park] | Culbreath, Cliff (1972) | OG | 6-2 | 240 | San Bernardino [Pacific] |
| Champlain, Jay (1981) | WR | 6-3 | 195 | Sierra Madre [St. Francis] | Cumming, Ross (2008,09,10,11) | LB-FB | 6-1 | 230 | Laguna Niguel [Santa Margarita/Naval Academy Prep] |
| Chandler, Bob (1968,69,70) | FL | 6-1 | 176 | Whittier [Whittier] | Cummings, Ralph (1921,22,23) | T | | 184 | Riverside [Riverside] |
| Chaney, Chris (1972) | FB | 6-2 | 185 | West Covina [Bishop Amat] | Cunningham, Donn (1991,92,93,94) | ILB-DLB | 6-2 | 225 | Cerritos [Gahr] |
| Chantiles, Tom (1941) | RG | 5-11 | 215 | York, PA [William Penn/Fullerton (CA) JC] | Cunningham, Sam (1970,71,72) | FB | 6-3 | 212 | Santa Barbara [Santa Barbara] |
| Charles, Ben (1959,60) | QB | 6-2 | 190 | Lancaster, PA [Catholic/Bakersfield (CA) JC] | Curley, August (1980,81,82) | ILB | 6-4 | 224 | Atlanta, GA [Southwest] |
| Chavez, Sal (1988) | NG | 6-2 | 230 | Monterey Park [Schurr] | Curry, Edsel (1943,46,47) | RHB | 5-11 | 190 | Glendale [Glendale] |
| Chesley, Delmar (1986,87,88,89) | ILB | 6-2 | 235 | Washington, DC [Anacostia] | Curry, Nic (2011) | WR | 5-11 | 195 | West Covina [South Hills] |
| Chesley, J.R. (1990) | OLB | 6-3 | 235 | Indian Head, MD [Lackey] | Curry, Willard (1915,16) | RT | | | Long Beach [Long Beach Poly] |
| Chesley, Martin (1985,88) | TE | 6-4 | 240 | Washington, DC [Anacostia] | Curtis, Louis Lane (1944) | LG | 5-10 | 190 | [San Fernando] |
| Chestnut, Bob (1917,19) | LHB | | 140 | Redlands [Redlands] | Cusano, Mark (1995,96,97,98) | LB | 6-2 | 225 | The Colony, TX [The Colony] |
| Childers, Matt (1999,2000) | DE | 6-4 | 260 | Castro Valley [Castro Valley/Chabot CC/Kansas State] | Cushing, Brian (2005,06,07,08) | LB | 6-3 | 255 | Park Ridge, NJ [Bergen Catholic] |
| Childs, Eric (2011) | DE | 6-4 | 225 | Cypress [St. Michael's Prep] | Custin, George (1906) | LHB | | | |
| Christianson, Howard (1919) | E | | | | Cutri, Cosimo (1950,51) | HB | 5-6 | 168 | San Diego [San Diego/San Diego JC] |
| Christy, Charles (1896,97) | C | | | | - 0 - | | | | |
| Chuha, Joe (1957) | C | 6-3 | 218 | Johnstown, PA [Johnstown/Boise (ID) JC] | Dabasinskas, Tom (1987,88,89) | DT-C | 6-5 | 255 | Escondido [San Pasqual] |
| Claiborne, Chris (1996,97,98) | LB | 6-3 | 250 | Riverside [J.W. North] | Dahlgren, (1917) | RG | | | |
| Claridge, Travis (1996,97,98,99) | OG | 6-6 | 310 | Vancouver, WA [Fort Vancouver] | Dale, Ron (1988,89,90,91) | P | 6-3 | 195 | Boulder City, NV [Boulder City] |
| Clark, Don (1942,46,47) | L | 5-11 | 195 | Los Angeles [Washington] | Daley, Jeff (1997) | TE | 6-4 | 200 | Del Mar [Valhalla] |
| Clark, Gordon (1931,32,33) | HB | 5-11 | 178 | South Pasadena [South Pasadena] | Dalton, Matt (1999,2000) | WR-QB | 6-2 | 190 | Reno, NV [McQueen] |
| Clark, Jack (1935) | RHB | 5-11 | 180 | Phoenix [Phoenix/Phoenix JC] | Dandoy, Aramis (1952,53,54) | LHB | 5-11 | 180 | Torrance [Torrance] |
| Clark, Jay (1962,63) | RHB | 6-0 | 178 | Los Angeles [Dorsey/Santa Monica CC] | Danehe, Richard (1941) | C | 6-1 | 218 | Columbia, MO [Hickman] |
| Clark, Kevin (1993) | FB | 5-11 | 230 | Tumwater, WA [Tumwater] | Danelo, Mario (2005,06) | PK | 5-10 | 200 | San Pedro [San Pedro] |
| Clark, Monte (1956,57,58) | RT | 6-5 | 249 | Kingsburg [Kingsburg] | Daniel, Jacob (2015,16) | DT | 6-4 | 310 | Fresno [Clovis North] |
| Clark, Ray (1916,17) | RHB | | 154 | | Daniels, JT (2018) | QB | 6-3 | 210 | Irvine [Mater Dei] |
| Clark, Roger (1960,61) | RT | 6-1 | 230 | Inglewood [Lennox] | Darby, Byron (1979,80,81,82) | DT-ILB-DLB | 6-4 | 240 | Inglewood [Inglewood] |
| Clark, Stephen (1905,06,07,08) | RHB | | | | DaRe, Mario (1952,53,54) | LT | 6-2 | 214 | Crockett [Sweet] |
| Clark, Tanqueray (1998,99) | CB | 6-0 | 185 | Los Angeles [Fairfax/West Los Angeles CC] | Darmold, Sam (2016,17) | QB | 6-4 | 220 | Capistrano Beach [San Clemente] |
| Clarke, Eugene (1930,31) | E | 6-1 | 175 | Glendale [Glendale] | Davis, Anthony (1972,73,74) | TB | 5-9 | 183 | San Fernando [San Fernando] |
| Clarke, Leon (1953,54,55) | LE | 6-4 | 213 | Venice [Venice] | Davis, Clarence (1969,70) | TB | 5-11 | 195 | Los Angeles [Washington/East Los Angeles JC] |
| Clayton, Frank (1952,53,54) | LHB | 6-0 | 185 | Alhambra [Alhambra] | Davis, David (1934,35,36) | QB | 5-8 | 162 | Martinez [Alhambra] |
| Cleary, Paul (1946,47) | RE | 6-1 | 195 | Santa Ana [Santa Ana/Santa Ana JC] | Davis, David (2001,02) | PK | 5-11 | 160 | Hawthorne [Bishop Montgomery/El Camino JC] |
| Clemens, Calvin Jr. (1932,33,34) | RHB | 5-11 | 192 | Oklahoma City, OK [Central] | Davis, Dominic (2015,16,18) | CB-TB | 5-9 | 190 | Los Angeles [Bishop Alemany] |
| Clemens, Jerry (1919) | LE | | 165 | | Davis, Ennis (1997,98,99,2000) | DT | 6-4 | 300 | Los Angeles [Reseda] |
| Coquette, Greg (1984,85,86,87) | CB | 6-3 | 210 | Burbank [Burbank/Glendale CC] | Davis, Fred (2004,05,06,07) | TE-WR | 6-4 | 250 | Toledo, OH [Rogers] |
| Cobb, Garry (1976,77,78) | OLB | 6-2 | 215 | Stamford, CT [Stamford] | Davis, George (1934) | G | | | Los Angeles [Los Angeles Poly] |
| Cobb, Marvin (1927,73,74) | S-CB | 6-0 | 175 | Riverside [Riverside Notre Dame] | Davis, George (1944,47,49) | C | 6-1 | 195 | Redwood City [Sequoia] |
| Cochran, Ernest (1909) | RT | | | Los Angeles [Los Angeles] | Davis, Jesse (1994,95) | S | 6-0 | 200 | Los Angeles [Jefferson/Mt. San Antonio CC] |
| Cody, Shaun (2001,02,03,04) | DT-DE | 6-4 | 295 | Hacienda Heights [Los Altos] | Davis, Joe (1940,41,42) | RE | 6-1 | 200 | Bountiful, UT [Davis] |
| Cohn, Thomas (1910) | QB | | | Los Angeles [Los Angeles] | Davis, Joe (1973,74,75) | OG | 6-3 | 244 | Claremont [Claremont] |
| Coia, Angelo (1958,59) | LHB | 6-2 | 195 | Philadelphia, PA [North East Philadelphia/The Citadel] | Davis, Justin (2013,14,15,16) | TB | 6-1 | 200 | Stockton [Lincoln] |
| Colbert, Keary (2000,01,02,03) | WR | 6-2 | 210 | Oxnard [Hueneme] | Davis, Keith (1984,85,86,87) | ILB | 6-1 | 235 | Los Angeles [Santa Monica] |
| Cole, Ralph W. (1921,24) | T | | 195 | Fullerton [Fullerton] | Davis, Michael (1981) | CB | 6-0 | 185 | San Bernardino [San Bernardino] |
| Coleman, Martin (2010,11) | OT | 6-5 | 335 | Huntington Beach [Edison] | Davis, Robert (1922) | E | | 156 | |
| Coleman, Michael (2005) | TB | 6-1 | 235 | San Bernardino [Arroyo Valley] | Davis, Steve (1998) | DT | 6-2 | 280 | Rolling Hills [Torrance/El Camino CC] |
| Colley, Tom (1948,49) | RG | 5-10 | 200 | Los Angeles [Manual Arts] | Davis, Thomas (1914) | RHB | | | Long Beach Poly] |
| Collins, Pat (1973) | Rov | 6-2 | 191 | San Diego [St. Augustine/San Diego Mesa JC] | Dawson, Lamar (2011,12,13,15) | ILB | 6-1 | 230 | Junction City, KY [Boyle County] |
| Collins, Will (2004,05,06,07) | SNP | 6-2 | 230 | Laguna Beach [Mater Dei] | Day, Oliver (1937,38) | QB | 5-10 | 166 | San Diego [San Diego] |
| Coloneus, (1907,08,09) | | | | | Daye, Anthony (2002) | DT-DE | 6-1 | 260 | Laguna Hills [Laguna Hills] |
| Colorito, Tony (1983,84,85) | NG | 6-5 | 250 | Brooklyn, NY [Midwood] | Dean, Charles F. (1919,20,21) | RHB | | 174 | Calexico [Calexico] |
| Colter, Cleveland (1986,87,88,89) | S | 6-1 | 195 | Tempe, AZ [McClintock] | DeArmond, Zolo (1917) | LG | | 160 | |
| Conde, John (1949,50,51) | T | 6-0 | 214 | San Gabriel [Alhambra] | DeBord, Benji (1995) | WR | 5-10 | 165 | Burbank, WA [Columbia-Burbank] |
| Congdon, Jordan (2009) | PK | 5-9 | 175 | San Diego [St. Augustine/Nebraska] | Debovsy, Phil (1957) | RG-C | 6-2 | 208 | San Francisco [San Francisco Poly] |
| Connors, Rod (1977) | TB | 6-3 | 190 | Rancho Cordova [Cordova] | Decius, Courtney (1906,07,09) | RG | | | Los Angeles] |
| Conroy, Jim (1956,57,59) | FB-QB | 6-0 | 197 | Baldwin Park [Baldwin Park] | Deckas, Dan (2008,09) | LB | 5-10 | 215 | Edina, MN [Edina] |
| Conroy, Jerry (1965) | RG | 6-1 | 206 | Montclair [Montclair/Chaffey College] | Decker, George (1929,30) | T | 6-0 | 178 | Santa Ana [Santa Ana] |
| Contratto, Jim (1953,54,55) | QB | 5-9 | 180 | Compton [Compton] | Decker, Jim (1953,54,56) | FB-LHB | 5-9 | 190 | San Pedro [San Pedro/Bainbridge NTC] |
| Conway, Curtis (1990,91,92) | FL-QB | 6-2 | 180 | Los Angeles [Hawthorne] | Deese, Derrick (1990,91) | OG | 6-3 | 270 | Los Angeles [Culver City/El Camino JC] |
| Cook, Andrew J. (1924,25) | QB | 5-6 | 155 | Anaheim [Anaheim/Stanford U] | DeGroot, Clarke (1924,25,26) | T | 6-1 | 230 | Humboldt, IA [Humboldt] |
| Cook, Brian (1982) | CB | 5-11 | 180 | Carson [Banning] | DeHetre, John (1934,37) | C | 5-10 | 190 | Compton [Compton] |
| Cook, Jamel (2017) | S | 6-4 | 190 | Miami, FL [Miami Central] | DeKraai, Terry (1968,69) | LE | 5-11 | 185 | Long Beach [Long Beach Wilson/Long Beach CC] |
| Cook, Rashard (1995,96,97,98) | S | 6-1 | 205 | San Diego [Morse] | Delaney, Gary (1960) | RG | 6-0 | 205 | Whittier [Whittier/Mt. San Antonio JC] |
| Coones, Ken (1959) | LG | 5-11 | 215 | Wilmington [Banning] | DeLappe, J.R. (1904) | | | | Colorado] |
| Cope-Fitzpatrick, Jalen (2012,13) | TE | 6-54 | 255 | Rocklin [Whitney] | DeLauer, Bob (1939,40,41) | RT | 6-0 | 200 | San Diego [Hoover] |
| Cordell, Mike (1973,74,75) | C-OG | 6-3 | 232 | Long Beach [Long Beach Wilson] | Del Conte, Ken (1960,61,62) | HB | 5-11 | 184 | Inglewood [Morningside] |
| Cordes, Herbert Albert (1919) | | | | Los Angeles [Los Angeles Poly] | Del Rio, Jack (1981,82,83,84) | OLB | 6-4 | 235 | Hayward [Hayward] |
| Cormier, Joe (1983,84,85) | TE | 6-6 | 225 | Los Angeles [Serra] | DeMars, Bobby (2001) | DE | 6-4 | 250 | Newbury Park [Westlake] |
| Cornwell, Fred (1981,82,83) | TE | 5-6 | 235 | Saugus [Canyon] | Demirjian, Ed (1950) | QB | 5-9 | 170 | Los Angeles [Hamilton/Muir College] |
| Corp, Aaron (2008,09) | QB | 6-3 | 200 | Villa Park [Orange Lutheran] | Dempsey, Edward (1938,39,40) | C | 6-1 | 201 | Los Angeles [Hamilton/Black-Foxe] |
| Corsinotti, Dave (1981) | NG | 6-3 | 260 | San Francisco [Riordan] | Denmon, Eric (1998,99,2000) | C | 6-1 | 280 | Dallas, TX [Carter] |
| Cotton, Marcus (1984,85,86,87) | OLB | 6-4 | 220 | Oakland [Castlemont] | Dennis, Hershel (2002,03,04,07) | TB | 5-11 | 200 | Long Beach [Long Beach Poly] |
| Coughlin, Alvie (1932,33,34) | RT | 6-2 | 214 | Los Angeles [Roosevelt] | Denvir, John (1985) | OG | 6-5 | 255 | Caliente [Garces] |
| Cousins, John (2001) | LB | 6-2 | 210 | St. Louis, MO [Hazelwood East/West Los Angeles CC] | Deranian, Vaughn (1928,29,30) | G | 5-10 | 190 | Selma [Selma] |
| Cowlings, Al (1968,69) | DT | 6-5 | 245 | San Francisco [Galileo/San Francisco CC] | Dhalawal, Gurjot (1998) | TE | 6-3 | 235 | Danville [Monte Vista] |
| Cox, Bob (1951,52) | RG | 5-8 | 190 | Pasadena [Monrovia/Pasadena CC] | Diaz, Rigo (1988) | SE | 5-11 | 175 | West Covina [Bishop Amat] |
| Cox, Kenneth (1924,25,26) | T | 5-10 | 186 | Los Angeles [Los Angeles Poly] | Dickerson, Kori (1998,99,2000,01) | TE-LB-DE | 6-4 | 235 | Los Angeles [Washington] |
| Cox, Morgan (1918,19,20) | C | | 168 | Hollywood [Hollywood] | Dickerson, Sam (1968,69,70) | SE | 6-2 | 194 | Stockton [Franklin] |
| Cox, Tom (1984,85) | C | 6-4 | 260 | San Diego [Xenia, OH] | Diggs, Shelton (1973,74,75,76) | FL | 6-2 | 200 | San Bernardino [San Bernardino] |
| Covington, Humphrey (1968,69) | FB | 6-0 | 190 | San Diego [Lincoln/Mesa College] | Dihel, Lawrence (1926,27) | E | 6-0 | 178 | Dinuba [Dinuba] |
| Coyle, Leslie (1927) | HB | 5-7 | 175 | Los Angeles [Los Angeles] | Dill, Dean (1947,48) | QB | 6-0 | 195 | Los Angeles [Washington] |
| Craig, Gerald (1914,15,16) | RE | | | Los Angeles [Poly] | Dillard, Ryan (2012,13,14) | CB | 5-9 | 185 | Buford, GA [Buford] |
| Crail, D. Edwin (1907) | RG | | | | Diltz, Jeff (1994,95,96) | TE | 6-5 | 250 | West Covina [Damien] |
| Cramer, Stanley (1947,48) | LE | 6-2 | 190 | Fullerton [Fullerton] | | | | | |
| Crane, Bob (1989,90,91) | TE | 6-4 | 230 | Long Beach [Millikan] | | | | | |



ALL-TIME LETTERWINNERS

| | | | | |
|--------------------------------------|----------|------|-----|--|
| DiLulo, Paul (1978,80) | FB | 6-1 | 225 | Boise, ID (Boise) |
| Dimler, Rich (1975,76,77,78) | NG-DT | 6-6 | 255 | Bayonne, NJ (Bayonne) |
| Di Paolo, Giovanni (2013,14) | C-OG | 6-4 | 280 | Ventura (St. Bonaventure) |
| Ditthberner, Art (1933,34,35) | RT | 6-0 | 195 | Irwindale (Covina) |
| Dixon, Bryce (2014) | TE | 6-4 | 240 | Oxnard (St. Bonaventure) |
| Doll [Burnside], Don (1944,46,47,48) | LHB | 5-10 | 185 | North Sacramento (Grant) |
| Dolley, Chet (1922,23,24) | QB | 15 | 159 | Long Beach (Long Beach Poly) |
| Dominis, John (1943) | RE | 5-11 | 190 | Los Angeles (Fremont) |
| Dooley, Rob (2013) | S | 6-0 | 200 | Chicago, IL (Loyola Academy) |
| Doris, Monte (1972,73) | NG | 6-4 | 245 | Fresno (Fresno) |
| Dorsey, Gene (1923,24,26) | E | 6-1 | 180 | Hollywood (Hollywood) |
| Dorton, Malik (2015,16,17,18) | DL-DT-DE | 6-2 | 280 | Los Angeles (St. John Bosco) |
| Dotson, David (1993,94) | TB | 5-11 | 185 | Moreno Valley (Valley View) |
| Dougher, Harold (1922) | G | | 164 | |
| Dougherty, Morton (1902) | LE | | | |
| Douglas, Don (1957,58) | RE | 6-0 | 195 | Montebello (Montebello/Taft JC) |
| Douglas, Rome (1936,97,98) | OT | 6-7 | 305 | Claremont (Claremont) |
| Downs, Bob (1950) | G | 5-10 | 210 | Alhambra (Alhambra/San Diego Navy) |
| Drake, John (2003,04) | OG-OT | 6-4 | 350 | Long Beach (Wilson/Long Beach CC) |
| Drake, Ron (1966,67) | LE | 6-0 | 170 | Pico Rivera (El Rancho/Long Beach CC) |
| Draper, Travis (2005,06) | C-OG-DT | 6-4 | 285 | Paso Robles (Paso Robles) |
| Dreblow, Milford (1943,44,45,46) | RHB | 5-11 | 175 | Santa Ana (Santa Ana/Santa Ana JC) |
| Drury, Morley (1925,26,27) | QB | 6-0 | 185 | Long Beach (Long Beach Poly) |
| Duboski, Phillip (1936) | LHB | 5-9 | 183 | Beloit, WI (Loyola [CA]) |
| Dudum, J.J. (1991) | PK | 5-10 | 190 | Moraga (Campo Lindo/Diablo Valley JC) |
| Duff, Pat (1949,50,51) | FB | 6-1 | 190 | Portland, OR (Grant) |
| Duffield, Marshall (1928,29,30) | QB | 5-9 | 175 | Santa Monica (Santa Monica) |
| Dunaway, Warren (1934) | LG | 5-10 | 185 | Glendale (Glendale JC) |
| Dunn, Coye (1936) | LHB | 5-10 | 194 | San Diego (San Diego) |
| Dunning, Corwin (1932) | C | 5-6 | 186 | Porterville |
| Dupuy, Reginald (1922,23,24) | G | | 174 | Los Angeles (Los Angeles) |
| Durkee, Harvey (1928,29,31) | E | 5-10 | 175 | Newport Beach (Santa Ana) |
| Durko, Sandy (1968,69) | DHB | 6-1 | 176 | West Covina (West Covina) |
| Duvall, Gordon (1953,54,55) | FB | 5-11 | 187 | San Dimas (Bonita) |
| Dye, George (1929) | C | 5-11 | 235 | Birmingham, AL (Baylor Milt. Academy) |
| Dye, John (1931,32,33) | G | 5-10 | 200 | Los Angeles (Roosevelt) |
| Dye, William (1933,34) | G | 5-10 | 200 | Los Angeles (Roosevelt) |
| Dyer, Bruce (1970,71) | CB | 6-0 | 179 | Dearborn Heights, MI (Riverside) |
| - E - | | | | |
| Earle, Raymond (1923,24,26) | HB | 5-10 | 175 | Fullerton (Fullerton) |
| Eaves, Phillip (2001,02) | OT | 6-7 | 310 | Hesperia (Sultana/Riverside CC) |
| Ebertin, Chuck (1987,88) | C | 6-6 | 270 | Saratoga (Bellarmine Prep) |
| Echols, Hunter (2018) | OLB | 6-5 | 240 | Los Angeles (Cathedral) |
| Edelson, Harry (1927,28,29) | HB | 5-8 | 178 | Jaffa, Syria (Los Angeles Jefferson) |
| Eddy, Andy (1985) | FB | 5-7 | 190 | Glendale (Glendale) |
| Edgerton, E.O. (1896) | FB | | | |
| Edoga, Chuma (2015,16,17,18) | OT | 6-4 | 295 | Atlanta, GA (McEachern) |
| Edwards, Bob (1958,59) | C | 6-0 | 200 | Montebello (Montebello) |
| Edwards, Dennis (1978,79,80,81) | DT | 6-4 | 240 | Stockton (Edison) |
| Edwards, Hugh (1925) | E | 6-0 | 170 | Fullerton |
| Egan, John G. (1920) | RE | | 155 | |
| Elliott, Carl (1904,05,06) | LE | | | |
| Elliott, E. (1893) | RHB | | | |
| Elliott, Earl (1904) | FB | | | |
| Elliott, Howard (1925,26,27) | QB | 5-9 | 170 | Glendale (Glendale) |
| Elliott, Ian (1941) | RHB | 6-1 | 169 | Beverly Hills (Beverly Hills) |
| Ellis, Sedrick (2004,05,06,07) | DT | 6-2 | 305 | Chino (Chino) |
| Ellison, Kevin (2005,06,07,08) | S | 6-1 | 230 | Inglewood (Redondo Union) |
| Ellison, Rhett (2008,09,10,11) | TE-FB | 6-5 | 250 | Portola Valley (St. Francis) |
| Elmore, John, Jr. (1914) | FB | | | |
| Emanuel, Aaron (1985,86,88,89) | TB-FB | 6-2 | 225 | Palmdale (Quartz Hill) |
| Embree, Albert B. (1889,92) | G | | | |
| Emmons, Richard (1922) | E | | 152 | (Manual Arts) |
| Engle, Roy (1937,38,39) | RHB | 5-10 | 177 | San Diego (Hoover) |
| Enright, Dick (1954,55) | LT-RG | 6-2 | 208 | Gardena (Gardena) |
| Erickson, Robert (2009) | S | 5-11 | 190 | Ojai (Nordhoff) |
| Eriksen, Bob (1971) | LB | 6-2 | 210 | Fresno (Bullard) |
| Erskine, Robert (1931,32,33) | T | 6-1 | 220 | Ottumwa, IA (Ottumwa) |
| Ervin, Anthony (1985) | DT | 6-4 | 235 | Compton (Compton) |
| Erwins, Ricky (1987,88,89,90) | TB | 5-8 | 190 | Pasadena (Muir) |
| Essick, Douglas (1941,42,46) | LE | 6-3 | 200 | Inglewood (Inglewood) |
| Evans, Charlie (1963,70) | FB | 6-1 | 212 | Gardena (Gardena/U of Utah) |
| Evans, John (1943) | RHB | 5-9 | 180 | Los Angeles (Belmont) |
| Evans, R. (1917) | | | | |
| Evans, Roy (Sweden) (1919,20,21) | RT | | 187 | Los Angeles (Chaffey) |
| Evans, Vince (1974,75,76) | QB | 6-2 | 204 | Greensboro, NC (Smith/Los Angeles [CA] CC) |
| Exley, Landon (1953) | QB | 6-0 | 177 | Santa Monica (Santa Monica) |
| - F - | | | | |
| Failor, Walt (1970) | Rov | 6-1 | 194 | Aberdeen, WA (Weatherwax) |
| Falah, Nico (2014,15,16,17) | C-DT | 6-4 | 285 | Hermosa Beach (St. John Bosco) |
| Falaniko, Julianio (2017,18) | DLB-LB | 6-4 | 230 | Pago Pago, American Samoa (Leone) |
| Falo, Josh (2017,18) | TE | 6-6 | 230 | Sacramento (Inderkum) |
| Fanguo, Hebron (2009,10) | DT | 6-2 | 310 | Santa Ana (Century/Mt. San Antonio JC) |
| Faraimo, Salo (2003) | LB | 6-0 | 210 | Vista (Vista) |
| Fargas, Justin (2002) | TB | 6-1 | 210 | Encino (Notre Dame/Michigan) |
| Farlin, Mark (1994,96) | FB | 6-0 | 235 | Manhattan, KS (Manhattan) |
| Farmer, Dave (1974,75,76) | FB | 6-2 | 210 | La Puente (Workman) |
| Farmer, George (2011,12,14) | WR-TB | 6-1 | 220 | Los Angeles (Serra) |
| Farr, Greg (2003,04) | S | 5-11 | 190 | Carlsbad (Carlsbad/Palomar JC) |
| Fassel, Jim (1969) | QB | 6-2 | 191 | Anaheim (Anaheim/Fullerton JC) |
| Fate, Steve (1971,72) | Rov | 6-1 | 202 | Anaheim (Service/Fullerton JC) |
| Fatu, Josh (2016,17) | DT | 6-2 | 315 | Long Beach (Lakewood/Long Beach CC) |
| Fay, Kenneth (1931,32,33) | HB | 5-10 | 180 | Los Angeles |
| Felix, Scott (Starr) (2012,13,14,15) | DLB | 6-2 | 240 | Norco (Norco) |
| Ferguson, Claude (1902) | QB | | | |
| Ferguson, Jim (1966) | C-LB | 6-4 | 230 | Long Beach (Excelsior/Cerritos JC) |
| Ferrante, Orlando (1953,54,55) | RG | 5-10 | 198 | Los Angeles (Mt. Carmel) |
| Ferraro, John (1943,44,46,47) | LT | 6-4 | 240 | Maywood (Bell) |
| Fertig, Craig (1962,63,64) | QB | 6-1 | 185 | Huntington Park (Huntington Park) |
| Ficca, Dan (1958,59,60) | LT | 6-1 | 230 | Atlas, PA (Mt. Carmel) |
| Fields, Scott (1992,93,94,95) | LB-S-TB | 6-3 | 200 | Ontario (Bishop Amat) |
| Fink, Matt (2017,18) | QB | 6-3 | 200 | Rancho Cucamonga (Glendora) |
| Finneran, Garry (1957,58,59) | LT | 6-2 | 219 | Los Angeles (Cathedral/East Los Angeles JC) |
| Finney, Hal (1942) | LHB | 5-10 | 165 | El Monte (El Monte/Chaffey JC/San Bernardino Valley JC) |
| Fiorentino, Frank (1956,57,58) | LG | 5-10 | 203 | Fresno (San Joaquin) |
| Fisher, Jeff (1979,80) | CB | 5-11 | 185 | Woodland Hills (Taft) |
| Fisher, Robert A. (1936,37,38) | RT | 6-1 | 205 | Los Angeles (Los Angeles Poly) |
| Fisk, Bill (1937,38,39) | LE | 6-0 | 187 | Alhambra (Alhambra) |
| Fisk, Bill Jr. (1962,63,64) | RG | 6-0 | 220 | San Gabriel (San Gabriel) |
| Fite, Gary (1965) | FB | 6-0 | 217 | San Jacinto (San Jacinto/Chaffey College) |
| FitzPatrick, James (1983,84,85) | OT | 6-8 | 270 | Portland, OR (Beaverton) |
| Fletcher, Oliver (1948) | RE | 6-3 | 210 | San Diego (San Diego/Santa Ana JC) |
| Fletcher, Paul (1905,06) | LHB | | | |
| Fletcher, Ron (1954,55,56) | RT | 6-3 | 215 | Los Angeles (Los Angeles) |
| Fletcher, Sandy (2000,01,02,03) | WR-S | 6-1 | 195 | Los Angeles (Inglewood) |
| Fliet, Fay (1902,03) | RE-RT | | | |
| Flood, Jeff (1973,75) | C | 6-3 | 240 | Escondido (Escondido) |
| Floro, Bob (1960) | RT | 6-3 | 215 | Santa Maria (Washington/East Los Angeles JC) |
| Flournoy, De'Von (2009,11,12,13) | WR | 6-0 | 185 | Studio City (Birmingham) |
| Foley, Shane (1989,90) | QB | 6-2 | 200 | Newport Beach (Newport Harbor) |
| Follett, George (1971,72) | DT-DG | 6-4 | 233 | Huntington Beach (Huntington Beach/Orange Coast College) |
| Footo, Chris (1977,78,79) | C | 6-4 | 250 | Boulder, CO (Fairview) |
| Ford, Cole (1991,92,93,94) | PK | 6-2 | 195 | Tucson, AZ (Sabino) |
| Ford, Dwight (1974,75,77,78) | TB | 5-11 | 195 | Bell (Bell) |
| Ford, Lonnie (1998,99,2000,01) | DE-TE | 6-3 | 260 | San Diego (Morse) |
| Ford, William (1926,28) | FB | 5-11 | 162 | Los Angeles (Los Angeles Poly) |
| Foster, Roy (1978,79,80,81) | OG | 6-4 | 265 | Los Angeles (Shawnee Mission, KS) |
| Fouch, Ed (1952,53,54) | RT | 6-3 | 227 | Santa Ana (Santa Ana) |
| Fouch, John (1949,50) | HB-FB | 6-0 | 187 | Santa Ana (Santa Ana/Santa Ana JC) |
| Fox, Jack (1926,27) | C | 6-1 | 204 | San Diego (San Diego) |
| Fox, John (1915,16,19) | LT | | 181 | San Diego (San Diego) |
| Fox, John (1937,39) | QB-LB-TE | 6-4 | 220 | Corona (Centennial) |
| Foy, Joel (2014,15) | ILB | 6-1 | 225 | Anaheim (Service/Air Force) |
| Fraser, Scott (1977,79) | OG | 6-2 | 240 | Riverside (Riverside Poly) |
| Freeman, George (1921,22,23) | T | | 182 | Long Beach (Long Beach Poly) |
| Freeman, Luke (2012) | LB | 5-10 | 195 | Westlake Village (Westlake) |
| Freier, Scott (1987,88,89) | OG-C-TE | 6-3 | 255 | Antioch (Antioch) |
| French, Martin (1985) | CB | 6-0 | 185 | Los Angeles (Fairfax/Long Beach CC) |
| Friend, Bill (1924,25,26) | T | 6-1 | 207 | Phoenix, AZ (Phoenix Union) |
| Fruge, Gene (1987,88,89,90) | NG-DG | 6-5 | 260 | Fresno (Oak Grove) |
| Fuhrer, Bob (1932,33,34) | LE | 6-2 | 180 | Long Beach (Long Beach Poly) |
| Fuhrman, Seymour (1942) | LT | 6-0 | 205 | Los Angeles (Hollywood) |
| Funk, J.B. (1894) | | | | |
| - G - | | | | |
| Gable, C.J. (2006,07,08,09,10) | TB | 6-0 | 205 | Sylmar (Sylmar) |
| Gachett, Derrick (1986,88) | FB | 6-2 | 225 | Riverside (Esperanza) |
| Gage, Stuart (1993,94,95) | DT | 6-4 | 320 | Sand Springs, OK (Page) |
| Gaisford, Bill (1935,36) | LE | 6-1 | 180 | Hollywood (Hollywood) |
| Galbraith, Scott (1986,87,88,89) | TE | 6-3 | 250 | Sacramento (Highlands) |
| Gale, Mike (1961,62) | LT | 6-2 | 205 | Los Angeles (Marshall) |
| Galindo, Charles (1925) | FB | 5-8 | 180 | San Diego (San Diego) |
| Galippo, Chris (2007,08,09,10,11) | LB | 6-2 | 250 | Corona (Servite) |
| Gallaher, Allen (1970,71,72) | OG-OT | 6-3 | 257 | Sylmar (Sylmar) |
| Galloway, Darren (1991,92,93) | DE-OLB | 6-3 | 245 | Orange (Servite) |
| Galli, George (1953,54,55) | LG | 5-10 | 199 | Pittsburg (Pittsburg/East Contra Costa JC) |
| Galloway, Amor (1921,22) | QB | | 164 | Los Angeles (Manual Arts) |
| Galloway, Clark (1927,28,29) | G | 5-11 | 195 | Los Angeles (Los Angeles) |
| Galloway, Harold (1918,22) | FB | | 143 | Los Angeles (Manual Arts) |
| Galten, Jeremy (2011,12) | OT-OG | 6-5 | 290 | San Mateo (Hillsdale/San Mateo JC) |
| Galvin, Glen (1936,37,39) | LE | 5-10 | 181 | Los Angeles (Huntington Park) |
| Gaoteote IV, Palala (2018) | ILB | 6-2 | 250 | Las Vegas, NV (Bishop Gorman) |
| Garcia, Dan (1978,79) | WR | 6-1 | 175 | Los Angeles (Los Angeles/Pierce JC) |
| Garlin, Donald (1944,46,47,48) | LHB | 6-0 | 180 | Porterville (Porterville) |
| Garner, Dwayne (1986,87,88,89) | CB | 6-0 | 195 | Oakland (Skyline) |
| Garner, Troy (1997) | WR | 6-3 | 200 | North Hollywood (Notre Dame) |
| Garratt, Nick (2006,07,08,09) | LB | 6-1 | 235 | South Lake Tahoe (South Tahoe) |
| Garrett, Mike (1963,64,65) | LHB | 5-9 | 185 | Los Angeles (Roosevelt) |
| Garrido, Norberto (1993,94,95) | OT | 6-7 | 325 | La Puente (Workman) |
| Garrison, Edesel (1971,72) | SE | 6-1 | 185 | Compton (Centennial) |
| Garzoni, Mike (1943,44,45,46) | RG | 5-11 | 215 | Santa Clara (Santa Clara/Fresno State) |
| Gaskill, Lynn (1959,60,61) | RHB | 6-0 | 178 | Wilmington (Banning) |
| Gaspar, Phil (1937,38,39) | RT | 6-2 | 219 | Los Angeles (Los Angeles) |
| Gay, William (1975,76,77) | TE | 6-6 | 225 | San Diego (Hoover/San Diego CC) |
| Gaytan, Michael (1991) | OT-DG | 6-5 | 270 | Malvern, PA (Great Valley) |
| Gee, Doug (1945) | FB | 5-9 | 180 | La Jolla (La Jolla) |
| Gee, Matt (1988,89,90,91) | ILB | 6-3 | 235 | Arkansas City, KS (Arkansas City) |
| Gelker, Benjamin B. (1943) | LT | 6-3 | 200 | (Orange/Santa Ana JC) |
| Geller, Roscoe (1908,09) | LE | | | Toledo, OH |
| Gentry, Byron (1930,31,32) | G | 5-10 | 199 | Corcoran (Corcoran Union) |
| George, Ray (1936,37,38) | RT | 6-0 | 204 | Los Angeles (Loyola) |
| Gerpheide, Ben (1923) | RE | | | |
| Gerpheide, Louis (1923) | HB | | | |
| Getz, Bob (1932) | FB | | 187 | Los Angeles (Los Angeles) |
| Gibson, Anthony (1980,82) | TB | 5-11 | 190 | San Fernando (San Fernando) |
| Gibson, Craig (1990,91,92,93) | C | 6-3 | 260 | Orange (El Modena) |
| Gibson, David (1996,97,98,99) | S-LB | 6-2 | 215 | Mission Viejo (Mater Dei) |
| Gibson, Don (1987,88,89,90) | OG-NG | 6-3 | 250 | Orange (El Modena) |
| Giers, Mike (1963,64) | LT | 6-0 | 220 | Long Beach (Long Beach Poly/Long Beach CC) |
| Gifford, Frank (1949,50,51) | HB | 6-1 | 193 | Bakersfield (Bakersfield/Bakersfield JC) |
| Giguette, Al (1904,05) | RHB | | | |
| Gill, William J. (1934,35) | E | 6-1 | 173 | Des Moines, IA (Beverly Hills [CA]) |
| Givehand, James (1972) | DE | 6-2 | 203 | Los Angeles (Verbum Dei) |
| Glenn, William (1922) | E | | 146 | (Pomona) |
| Goller, Winston (1950,51) | E | 6-2 | 214 | Monrovia (Monrovia) |
| Gomez, Alex (2005) | CB | 5-10 | 180 | Monterey Park (Bishop Amat) |
| Gomez, Jesse (1995) | C-SNP | 6-2 | 265 | Santa Ana (Santa Ana/Rancho Santiago CC) |
| Gonta, Stan (1962) | RG | 6-0 | 200 | Torrance (Torrance) |



ALL-TIME LETTERWINNERS

| | | | |
|--------------------------------------|-----------|----------|--|
| Goodenow, Harold (1906,07,08) | RG | | Los Angeles (Los Angeles) |
| Goodman, Adam (2007,08,09) | FB | 6-1 240 | Huntington Beach (Edison/Saddleback CC) |
| Goodrum, Rashaad (2005) | DE | 6-3 245 | Fayetteville, NC (Pine Forest/Los Angeles Valley JC) |
| Gordon, Clifford (1920,21) | E | 135 | Williston, ND (Williston) |
| Gorecki, Len (1992) | OT | 6-4 285 | San Dimas (Damien) |
| Gorrell, Ted [Butter] (1924,25,26) | G | 5-9 211 | Phoenix, AZ (Phoenix) |
| Gorrell, Walt (1956) | C | 5-11 200 | Covina (Covina) |
| Goux, Marv (1952,54,55) | C-LB | 5-10 185 | Santa Barbara (Santa Barbara/Ventura JC) |
| Gowder, Robert (1927,28,29) | G | 5-11 200 | Los Angeles (Hollywood) |
| Grace, Ken (1993,94) | WR | 5-10 170 | Richmond (De Anza/Contra Costa CC) |
| Gracin, Jerry (1934) | | | Gary, IN (Froebel) |
| Grady, Steve (1966,67) | LHB-S | 6-0 201 | Los Angeles (Loyola) |
| Grady, Tyler (2011) | DT | 6-0 265 | Beverly Hills (Beverly Hills/Santa Monica JC) |
| Graf, Allan (1970,71,72) | OG | 6-2 243 | San Fernando (San Fernando) |
| Graf, Derek (2002) | C | 6-4 280 | Agoura (Agoura) |
| Graf, Kevin (2010,11,12,13) | OT-OG | 6-6 295 | Agoura Hills (Agoura) |
| Graham, Aaron (1999,2000,01) | LB | 6-1 235 | Bakersfield (Bakersfield) |
| Grain, Jason (1997,98,99) | OG | 6-5 310 | La Habra (Sonora) |
| Grant, John (1970,71,72) | DT-DE | 6-5 229 | Boise, ID (Capital) |
| Gray, Gordon (1943,44,46,47) | RHB | 6-1 190 | San Francisco (San Francisco Poly) |
| Gray, John A. (1899,92,93) | FB | | |
| Gray, Ken (1972,73,74) | FB-ILB | 6-2 223 | San Pedro (San Pedro) |
| Gray (Ellison), Riki (1978,79,80,82) | LB | 6-2 220 | Tucson, AZ (Amphitheater) |
| Gray, William (1943) | C | 5-11 190 | Portland, OR (Benson Tech/Oregon State) |
| Green, Brad (1979) | C | 6-2 245 | Costa Mesa (Estancia/Orange Coast College) |
| Green, Broderick (2008) | TB | 6-2 235 | Little Rock, AR (Pulaski Academy) |
| Green, Edward (1923,24) | HB | 151 | Bakersfield (Bakersfield) |
| Green, Garrett (2006,07,08,09) | QB-WR-S | 6-2 210 | Chatsworth (Notre Dame) |
| Green, Leonard (1994,95) | RB | 6-0 180 | Walnut (Springbook, MD/Mt. San Antonio CC) |
| Green, Max (1940) | RHB | 5-11 186 | Glendale (Hoover) |
| Green, Paul (1984,86,87,88) | TE | 6-3 230 | Fresno (Clovis West) |
| Green, Rashem (2015,16,17) | DL-OT-DE | 6-4 275 | Los Angeles (Serra) |
| Green, Tim (1983,84) | QB | 6-1 192 | Redondo Beach (Aviation/El Camino College) |
| Greene, Jalen (2015,16,17) | WR-QB | 6-2 200 | Inglewood (Serra) |
| Greene, Kevin (2010,11,12,13) | OLB-DE-TE | 6-4 255 | Oakland (Sacred Heart Cathedral Prep) |
| Greene, Paul (1920,21) | LE | 165 | Inglewood (Inglewood) |
| Greenwood, Chuck (1953,54) | RE | 6-1 200 | Boulder City, NV (Boulder City) |
| Griffen, Everson (2007,08,09) | DE | 6-3 280 | Avondale, AZ (Agua Fria) |
| Griffin, Frank (1988,89,90) | TE | 6-4 235 | Rancho Cordova (Cordova) |
| Griffin, John (2005,06) | TB | 6-0 190 | Saratoga (Saratoga) |
| Griffin, Olajiah (2018) | CB | 6-0 180 | Long Beach (Mission Viejo) |
| Griffith, Chuck (1954, 55) | RE | 6-6 239 | Auburn (Placer) |
| Griffith, Homer (1931,32,33) | QB | 5-11 185 | Los Angeles (Fairfax) |
| Grimble, Xavier (2011,12,13) | TE | 6-5 250 | Las Vegas, NV (Bishop Gorman) |
| Grimes, Randal (2017) | WR | 6-4 205 | Las Vegas, NV (Desert Pines) |
| Grissom, Jim (1968,70) | DE | 6-1 220 | Lakewood (Pius X/Cerritos College) |
| Grootegeet, Matt (2001,02,03,04) | LB | 5-11 215 | Huntington Beach (Mater Dei) |
| Gueguet, Dan (1903,04) | | | |
| Guenther Jr., Gregg (2002,03) | TE | 6-8 245 | Calabasas (Taft) |
| Guerrero, John (1985,87,88) | OT | 6-4 320 | Oxnard (Oxnard) |
| Guertler, Nathan (2011,12,13,14) | OT-OG | 6-5 270 | Norco (Norco) |
| Gunn, Jimmy (1967,68,69) | DE | 6-1 210 | San Diego (Lincoln) |
| Gurasich, Walt (1956,57) | LG | 6-1 230 | Sherman Oaks (Notre Dame) |
| Gustin, Porter (2015,16,17,18) | OLB-DE | 6-5 260 | Elk Ridge, UT (Salem Hills) |
| Gutierrez, Ed (1976,77) | OLB | 6-0 205 | Los Angeles (Salesian/East Los Angeles JC) |
| Guzman, Christian (2014) | WR | 6-3 220 | Desert Hot Springs (Desert Hot Springs/Mt. San Antonio JC) |
| - H - | | | |
| Haas, Brian (1992,93,94,95) | LB | 6-3 225 | El Toro (El Toro) |
| Haas, Earl E. (1936) | RG | 6-1 206 | Canton, OH (McKinley) |
| Hachten, Boyd (1948,49) | C | 6-1 195 | Huntington Park (Huntington Park) |
| Haddock, H. (1895) | | | |
| Haden, Pat (1972,73,74) | QB | 6-0 174 | West Covina (Bishop Amat) |
| Haigler, Charles (1905,06,07,08) | RT | 220 | (Arizona State) |
| Haigler, Chester (1905,06) | C | | |
| Halderman, Richard (1927) | C | 5-10 170 | (Pasadena) |
| Hale, Chris (1987,88) | CB | 5-9 170 | Monrovia (Monrovia/U of Nebraska/Glendale CC) |
| Hale, D. (2001,02) | WR | 6-1 185 | Sacramento (Hiram Johnson) |
| Hall, Frank (1954,55,56) | QB | 6-0 175 | San Francisco (San Francisco Poly) |
| Hall, Robert H. (1929,30,31) | T | 6-3 211 | Dallas, TX (Terrill Prep) |
| Hall, Travis (1996) | TE | 6-3 235 | Sherman Oaks (Chaminade Prep/Cal State Northridge) |
| Hall, William King (1933,34) | C | 6-0 215 | San Diego (San Diego) |
| Hall, Willie (1970,71) | LB-DE | 6-3 214 | New Britain, CT (Pulaski/Arizona Western College) |
| Hallock, Tom (1983,84,85) | OG | 6-6 260 | Solvang (Santa Ynez) |
| Halloway, Clayton (1914,15) | QB | | |
| Haluchak, Mike (1968,69,70) | LB | 6-0 200 | Concord (Clayton) |
| Halvorsen, Ray (1936) | LG | 5-11 205 | Hollywood (Hollywood) |
| Hamilton, Tom (1948) | C | 5-11 200 | Pasadena (Pasadena/Pasadena CC) |
| Hamilton, William (1904,05) | | | |
| Hamilton, Wright (1917) | RE | 166 | |
| Hammack, Harold (1929,30,31) | HB | 5-11 180 | Lomita (Lomita) |
| Hampton, Clint (1981,82) | NG-DT | 6-2 245 | Altadena (Muir) |
| Hampton, De'Quan (2015,16) | WR | 6-4 225 | Carson (Dominguez/Long Beach CC) |
| Han, Harold (1952,53) | FB | 5-9 188 | Honolulu, HI (Iolani) |
| Hance, Brandon (2003,04) | QB | 6-0 190 | Woodland Hills (Taft/Purdue) |
| Hancock, Brandon (2002,03,05) | FB | 6-1 230 | Fresno (Clovis West) |
| Hancock, Mike (1972,73) | DT-NG | 6-3 234 | Whittier (St. Paul) |
| Hanes, Simeon (1914) | LG | | |
| Hannah, Travis (1989,90,91,92) | FL | 5-8 160 | Inglewood (Hawthorne) |
| Hansch, H.J. (1924) | | | |
| Hansell, Ellis (1981) | CB | 6-1 195 | New Orleans, LA (St. Augustine) |
| Hansen, Owen L. (1935,36,37) | LHB | 5-8 187 | Los Angeles (Los Angeles Poly/Modesto JC) |
| Hanson, Owen (2004) | TE | 6-2 225 | Redondo Beach (Redondo Union) |
| Harbin, James (2011) | CB | 5-10 170 | Los Angeles (Narbonne/Los Angeles Southwest JC) |
| Hardy, Donald (1943,44,46) | LE | 6-2 190 | Los Angeles (Fairfax) |
| Hardy, James (1942,43,44) | QB | 5-11 180 | Los Angeles (Fairfax) |

| | | | |
|-------------------------------------|---------|----------|---|
| Harfman, Jacob (2009,10) | P-PK | 5-10 195 | Chino (Chino/Urbana/Mt. San Antonio JC) |
| Harlan, David (1932,33) | T | 6-6 225 | Pasadena (Queen Anne (Seattle, WA)/Glendale JC) |
| Harlow, Pat (1987,88,89,90) | OT-DT | 6-7 270 | Norco (Norco) |
| Harper, Daniel (2008,09,10) | CB | 5-10 180 | Rancho Cucamonga (Damien) |
| Harper, Hueston (1932,33,34) | RT | 6-1 215 | Los Angeles (Gardena) |
| Harper, Michael (1980,82,83) | TB | 5-11 185 | Kansas City, MO (Hickman Mills) |
| Harris, Ajene (2014,16,17,18) | CB-WR | 5-10 185 | Los Angeles (Crenshaw) |
| Harris, Antoine (1997,98,99,2000) | TE | 6-4 250 | Los Angeles (Loyola) |
| Harris, Antoine (1999) | CB | 5-8 180 | Henderson, NC (Simsbury) |
| Harris, Cary (2005,06,07,08) | CB | 6-0 180 | Pacoima (Notre Dame) |
| Harris, DaJohn (2008,09,10,11) | DT-TE | 6-4 310 | Inglewood (Serra) |
| Harris, Lou (1970,71) | TB | 5-10 205 | Sacramento (Sacramento/Sacramento CC) |
| Harris, Torin (2010,11,12,13) | CB | 6-0 190 | Las Vegas, NV (Palo Verde) |
| Harris, Will (2005,07,08,09) | S-CB | 6-1 210 | Covina (Charter Oak) |
| Harrison, Quincy (1994,95) | CB | 5-11 185 | Las Vegas, NV (Eldorado) |
| Hart, Justin (2009) | CB | 6-0 180 | West Covina (South Hills) |
| Hart, Speedy (1980) | WR | 6-0 195 | Phoenix, AZ (St. Mary's/U of Notre Dame (IN)) |
| Hartsuyker, Craig (1987,88,89,90) | DLB | 6-4 220 | Valley Center (Orange Glen) |
| Hartwig, Carter (1976,77,78) | CB | 6-0 205 | Fresno (Fresno Central Union) |
| Harvey, Clarence (1945) | RHB | 5-9 170 | Santa Ana (Santa Ana/UCLA) |
| Harvey, John (1981,82) | OT | 6-3 240 | Compton (Compton/Long Beach CC) |
| Hasen, H. (1902) | | | |
| Haslam, R. (1896) | | | |
| Haslip, Ken (1995,96,97,98) | CB | 5-10 175 | Altadena (Muir) |
| Hatch, William (1908) | LT | | |
| Hatfield, Hal (1948,49,50) | E | 6-1 202 | Hermosa Beach (Redondo) |
| Hattabaugh, Clay (1991,92,94,95) | OG-C | 6-3 280 | Fontana (Fontana) |
| Hattig, Bill (1950,51,52) | LE | 5-9 168 | Los Angeles (Garfield/East Los Angeles JC) |
| Havili, Stanley (2006,07,08,09,10) | FB | 6-1 225 | Salt Lake City, UT (Cottonwood) |
| Hawkins, Chris (2014,15,16,17) | S-CB | 5-11 190 | Rancho Cucamonga (Rancho Cucamonga Fullerton (Fullerton)) |
| Hawkins, John (1922,23,24) | T | 170 | |
| Hawkins, William (1930) | C | 5-9 185 | Los Angeles (Loyola) |
| Hawthorne, Addison (1952,53) | FB | 5-9 194 | Bogalusa, LA (Central/Pasadena (CA) CC) |
| Hayes, Jim (1952,53) | RE | 6-4 198 | Inglewood (Inglewood) |
| Hayes, Luther (1958,59,60) | LE | 6-3 195 | San Diego (Lincoln) |
| Hayes, Michael (1977,79) | TB-WR | 5-9 175 | San Diego (San Diego) |
| Hayes, Windrell (1998,99) | WR | 6-0 205 | Stockton (Franklin/San Joaquin Delta CC/San Jose St.) |
| Hayhoe, Bill (1967,68) | DE | 6-8 258 | Van Nuys (Birmingham/Los Angeles Valley College) |
| Hayhoe, Jerry (1964,66) | OT | 6-4 243 | Van Nuys (Birmingham) |
| Haynes, Tommy (1983,84) | CB | 6-2 190 | West Covina (Covina/Mt. San Antonio JC) |
| Hayward, Matt (2001,02,03) | SNP-LB | 6-1 225 | Glendale, AZ (Mountain Ridge/Glendale CC) |
| Hazelton, Vidal (2006,07,08) | WR | 6-2 210 | New York, NY (Hargrave Military Academy) |
| Headley, Blake (1944) | RHB | 6-0 190 | Houston, TX (Reagan) |
| Heberer, Zack (2007,08,09,10) | OG | 6-5 295 | San Pedro (San Pedro) |
| Hector, Zuri (1989,90,91,92) | S | 6-3 205 | San Francisco (Washington) |
| Hedair, Andre (2011,12,13,14) | PK | 5-11 220 | Bakersfield (Stockdale) |
| Heidental, Ed (1949) | T | 6-0 215 | Los Angeles (Washington/Compton College) |
| Heinberg, Sylvester (1945) | RG | 5-10 190 | Los Angeles (Jordan/Compton JC) |
| Heiser, Bert H. (1924,26,27) | G | 5-8 185 | Riverside (Riverside) |
| Heller, Ron (1962,63,64) | LH-FB | 6-2 205 | Los Angeles (Hamilton/Santa Monica CC) |
| Hemsley, Roy (2017) | OT-OG | 6-5 315 | Los Angeles (Windward School) |
| Henderson, Deryl (1985,86) | DT | 6-5 250 | Wilmington (Banning) |
| Henderson, James (1935,36) | RE | 6-2 211 | Glendora (Citrus/Citrus JC) |
| Henderson, Ryan (2012,13) | CB | 5-10 170 | Moreno Valley (Rancho Verde) |
| Hendren, Robert (1946,47,48) | RT | 6-8 225 | Clarinda, IA (Clarinda) |
| Henke, Edgar (1948) | RT | 6-3 210 | Ventura (Ventura/Ventura JC) |
| Henry, Jerald (1991,92,93,94) | CB | 5-8 180 | Carson (Serra) |
| Henry, Ken (1985,86,87) | SE | 6-3 200 | Los Angeles (Fresno Edison) |
| Henry, Mike (1956,57,58) | RT | 6-2 229 | Los Angeles (Bell) |
| Herpin, John (1992,93,94) | CB | 6-0 185 | La Porte, TX (La Porte) |
| Herrin, Errick (1994,95) | LB | 6-2 235 | Akron, OH (Central-Hower/Mt. San Jacinto CC (CA)) |
| Herring, Thomas (2007,08) | OG-OT | 6-6 330 | Los Angeles (Fremont) |
| Hershberger, Lloyd (1924,25,26) | G | 5-11 192 | Emporia, KS (Emporia) |
| Hertel, Rob (1975,76,77) | QB | 6-2 185 | Hacienda Heights (Los Altos) |
| Hervey, Edward (1993,94) | WR | 6-3 195 | Los Angeles (Compton/Pasadena CC) |
| Hester, Orie (1917,19,21) | G | 182 | Los Angeles (Lincoln) |
| Heyward, Christian (2012) | DT | 6-2 285 | San Diego (Point Loma) |
| Heywood, Ralph (1941,42,43) | LE | 6-2 195 | Huntington Park (Huntington Park) |
| Hibbs, Gene (1935,36,37) | LE | 5-11 185 | Glendale (Hoover/Compton JC) |
| Hibbs, Jesse (1926,27,28) | T | 6-0 183 | Glendale (Glendale/Lake Forest (IL) Academy) |
| Hickman, Don (1955,56,57) | RHB | 5-10 170 | Alhambra (Mark Keppel) |
| Hickman, Donnie (1974,75,76) | OG | 6-3 255 | Flagstaff, AZ (Flagstaff) |
| Hicks, Harry (1923) | G | 218 | |
| Higgins, Clark (1944) | LT-LG | 6-0 190 | San Diego (Hoover) |
| Hill, Arthur (1909,10) | LE | | |
| Hill, DeShaun (2000,01,02) | S-CB | 5-11 200 | Long Beach (Long Beach Poly/Long Beach CC) |
| Hill, Don (2015) | DLB | 6-2 245 | Boise, ID (Timberline) |
| Hill, Fred (1962,63,64) | LE | 6-2 200 | Paramount (Paramount) |
| Hill, Gary (1962,63,64) | RHB | 6-1 190 | Garden Grove (Rancho Alamitos) |
| Hill, Hillard (1956,58) | LE-RHB | 6-1 175 | Pasadena (Pasadena/Pasadena CC) |
| Hill, Jesse T. (1928,29) | FB | 5-9 175 | Corona (Corona/Riverside JC) |
| Hill, Prentice (1995,96,97,98) | CB | 5-8 180 | Dallas, TX (Carter) |
| Hillier, Matt (2008) | FB | 6-2 210 | La Canada (Loyola/Pasadena CC) |
| Himebauch, Jonathan (1994,95,96,97) | C | 6-3 295 | San Dimas (Damien) |
| Hinley, Lewis (1940) | LE | 6-1 182 | Long Beach (Wilson) |
| Hinman, C.J. (1893,96,97) | LT | | |
| Hinton, Charles (1971,72) | CB-TB | 5-10 192 | East Orange, NJ (East Orange/Arizona Western College) |
| Hinz, Mike (1990,91,92,93) | NT | 6-3 270 | Riverside (Ramona) |
| Hipp, Eric (1979,80) | PK | 5-8 178 | San Francisco (Riordan/San Francisco CC) |
| Hobbi, Cyrus (2012,15) | TE-C-OG | 6-3 245 | Scottsdale, AZ (Saguaro) |



ALL-TIME LETTERWINNERS

Table of letterwinners with columns for Name, Year, Position, and School. Entries include Hoff, Cecil Wayne (1927,28,29), Hoffman, Robert (1937,38,39), Hogan, Doug (1973,74,75), Hogue, Jeremy (1993,94,95), Holden, Clark (1957,58,59), Holdren, Dave (1984), Holguin, Jess (1995), Holland, Bill (1970,71), etc.

Table of letterwinners with columns for Name, Year, Position, and School. Entries include Johnson, Dennis (1977,78,79), Johnson, Eddie (1971,72), Johnson, Greg (2017,18), Johnson, Jahl (1997), Johnson, Kendrick (1916), etc.



ALL-TIME LETTERWINNERS

| | | | | | | | | | |
|--|---------|------|-----|---|--------------------------------------|-----------|------|-----|--|
| Knutson, Steve (1973,74) | OT | 6-3 | 254 | South Gate (South Gate/East Los Angeles JC) | Lorch, Karl (1972) | DT | 6-3 | 230 | Honolulu, HI (Kamehameha/Arizona Western College) |
| Koart, Matt (1982,83,84,85) | DT | 6-6 | 245 | Goleta (Dos Pueblos) | Lorentzon, Ray (1907) | RE | | | |
| Koch, Des (1951,52,53) | LHB | 6-0 | 207 | Shelton, WA (Reed) | Lott, Ronnie (1977,78,79,80) | S | 6-2 | 200 | Rialto (Eisenhower) |
| Koffler, Matt (1994,95,96) | QB | 6-4 | 220 | Rosemead (Rosemead) | Loustalet, John (1923) | QB | | 155 | Bakersfield (Bakersfield) |
| Kolanz, Robby (2013,14,15) | WR | 5-10 | 175 | Palos Verdes Estates (Palos Verdes) | Love, Robert (1932,33) | E | 6-0 | 180 | San Francisco |
| Koo, Dong (1995) | OG | 6-4 | 285 | Downey (Warren) | Lowell, Russ (1947) | LG | 5-10 | 200 | Berkeley (Berkeley) |
| Kopp, Jeff (1991,92,93,94) | ILB-OLB | 6-4 | 235 | Danville (San Ramon) | Lowery, Willie (1993,94,95,96) | DE | 6-5 | 255 | Moreno Valley (Valley View) |
| Kordich, John (1948) | RHB | 5-10 | 185 | San Pedro (San Pedro/Compton JC) | Loya, Robert (1992,93,94,95) | C-OG | 6-2 | 285 | Bloomington (Fontana) |
| Kovac, Pete (1934) | RG | 5-11 | 205 | San Diego (Point Loma) | Lua, Oscar (2002,04,05,06) | LB | 6-1 | 245 | Indio (Indio) |
| Kraintz, Rudy (1934) | FB | 5-11 | 192 | Martinez | Lubisch, Pete (1961,62,63) | LG | 6-1 | 210 | Burbank (Burrroughs) |
| Kranz, Doug (1955,56) | LHB-RHB | 5-11 | 178 | Covina (Covina) | Lucas, Al (1920,21) | C | | 186 | |
| Kreiger, Wm. Karl (1927,28,29) | E | 6-1 | 175 | San Pedro (San Pedro) | Lucas, Jim (1974) | P-Rov | 6-2 | 200 | Arcadia (Arcadia) |
| Kroll, Darrell (1942) | FB | 6-0 | 180 | Los Angeles (Garfield) | Lucas, Lawrence (1914) | RG | | | |
| Krommenhoek, Erik (2017,18) | TE | 6-5 | 255 | Danville (Monte Vista) | Lucas, Pete (1917) | | | | |
| Krueger, Al (1938,39,40) | LE | 6-0 | 183 | Lancaster (Antelope Valley) | Luce, Rick (1999) | S | 5-11 | 190 | Julian (Ramona/Valley Forge JC) |
| Kuamoo, Gaylord (1984,85) | OT | 6-4 | 265 | San Diego (Radford, Honolulu, HI/Santa Rosa JC) | Luft, Brian (1981,82,83,84) | DT-NG | 6-6 | 265 | Fresno (Bullard) |
| | | | | | Luizzi, Bruce (1989,90,91,92) | S-OLB | 6-1 | 205 | Burbank (Burrroughs) |
| Kubas, John (1957) | RE | 6-1 | 181 | Monterey Park (Cantwell) | Lund, Le Valley (1914) | LHB | | 137 | Los Angeles (Los Angeles/Michigan) |
| Kuhn, Gil (1934,35,36) | C | 6-0 | 195 | Placentia (Fullerton) | Lupo, Tom (1962,63,64) | DE-Rov-PK | 6-1 | 205 | Canoga Park (Birmingham) |
| Kurlak, Wayne (1954,56) | QB-FB | 5-11 | 191 | Colton (Colton) | Lutui, Taitusi (2004,05) | OG-OT | 6-6 | 365 | Mesa, AZ (Mesa/Snow JC) |
| Kurle, Alfred (1910) | C-G | | | | Lynch, Ford (1934,35,36) | FB | 5-10 | 160 | Long Beach (Wilson) |
| Kusnir, Zack (2011,12) | DT-TE | 6-5 | 265 | La Jolla (La Jolla Country Day/San Diego State) | | | | | |
| Kutchel, Theodore (1921) | C | | 185 | Fullerton (Fullerton) | - M - | | | | |
| - L - | | | | | MacGillivray, Mike (1998,99,2000,01) | P | 5-10 | 195 | Sierra Madre (Loyola) |
| Lacy, Darnell (1996,97,98) | S | 6-3 | 195 | Gardena (Serra) | MacKenzie, Doug (1980,81) | FB | 6-0 | 220 | Santa Barbara (San Marcos) |
| Lady, George (1932,33,34) | RT | 6-3 | 222 | Merced (Merced) | MacKenzie, Malaeou (1997,99,2000,02) | TB-FB | 5-11 | 225 | Mission Viejo (Capistrano Valley) |
| Laine, Eugene (1927,28) | HB | 5-8 | 175 | Fresno (Fresno) | MacMoore, Robert (1935) | RG | 5-10 | 182 | Los Angeles (Los Angeles) |
| Lamb, Mike (1983) | OG-OT | 6-5 | 270 | Clovis (Clovis) | MacPhail, Peter (1941,42,43) | RE | 6-0 | 190 | San Francisco (Commerce) |
| LaMont, Grant (1925) | | | | | Madden, Tre (2011,13,15) | TB-LB | 6-1 | 225 | Aliso Viejo (Mission Viejo) |
| Landrigan, Charlie (1999,2000,01) | FB | 5-11 | 235 | Mission Viejo (Capistrano Valley) | Magner, Gary (1965,66,67) | OT | 6-3 | 220 | Costa Mesa (Mater Dei/Orange Coast College) |
| Lane, R.C. (1904,05) | RG | | 175 | | Maguire, Michael (2013) | DE | 6-4 | 255 | Sammamish, WA (Eastlake/Golden West JC) |
| Langley, Isaiah (2015,16,17,18) | CB | 6-0 | 275 | Hayward (Foothill) | Mahone, Elic (1990,91,92,94) | DE-TE | 6-4 | 260 | Altadena (Muir) |
| Langley, Lawrence (1935,36) | RHB | 5-10 | 179 | Corona (Corona/Riverside JC) | Mailo, Faaesha (1996,99,2000,01) | OT-OG | 6-3 | 325 | Waialua, HI (Kahuku) |
| Langlois, Dave (1982) | S | 6-2 | 200 | Los Gatos (Los Gatos) | Maiava, Kaluka (2005,06,07,08) | LB | 6-0 | 230 | Wailuku, HI (Baldwin) |
| Lansdell, Greenville, Jr. (1937,38,39) | QB | 6-0 | 187 | Pasadena (Pasadena JC) | Malcolm, John (1908,09,10) | G | | | |
| Lanza, John (2005) | OG | 6-3 | 255 | San Diego (Horizon) | Malopeai, Vavae (2017,18) | TB | 6-0 | 215 | Aiea, HI (Mililani) |
| Lapka, Myron (1977,78,79) | DT | 6-4 | 245 | Chatsworth (Chatsworth) | Malette, Frank (Rabbit) (1915,16,17) | QB | | 138 | (San Diego) |
| Laraneta, Manuel (1924,25,26) | FB | 5-9 | 166 | Los Angeles (Jefferson) | Maley, Duane (1941) | C | 5-8 | 196 | San Diego (San Diego) |
| Lardizabel, Ben (1945,56,57) | LG | 5-10 | 216 | Los Angeles (Manual Arts) | Malone, Tom (2002,03,04,05) | P | 6-0 | 205 | Lake Elsinore (Temescal Canyon) |
| Larrabee, Duane (1933,34) | RE | 6-0 | 177 | Santa Ana (Santa Ana) | Mallory, Thomas (1929,30,31) | HB | 5-10 | 180 | Pasadena (Pasadena) |
| Larry, Lawrence (1995,96,97,98) | DE-LB | 6-3 | 240 | Little Rock (Little Rock) | Maloney, Al (1930) | QB | 5-6 | 153 | Long Beach (Long Beach Poly) |
| Larsen, Chandler (2012) | FB-TE | 6-0 | 225 | Oak Park (Oak Park) | Malu, Alatin (2005,06,07) | OG | 6-4 | 330 | Torrance (Torrance/Long Beach CC) |
| LaVelle, Leslie (1926,27) | E | 6-0 | 175 | Glendale (Glendale) | Mama, Damien (2014,15,16) | OG | 6-4 | 325 | Moreno Valley (St. John Bosco) |
| Lavender, Tim (1978) | CB | 6-4 | 190 | San Diego (Central/San Diego CC) | Manker, Robert (1923) | HB | | 160 | |
| Lavin, Tim (1990,91) | CB | 6-1 | 210 | Agoura Hills (Chaminade) | Manlove, Ferdinand (1925) | | | | |
| Lavoni, (1905) | | | | | Manning, Dick (1941) | FB | 5-9 | 182 | Rosemead (El Monte) |
| Lawrence, Jim (1966,67,68) | RHB | 6-0 | 179 | Buena Park (Buena Park/New Mexico Military Institute) | Maples, Jim (1959,60,61) | RHB | 5-10 | 175 | Bakersfield (East Bakersfield) |
| Lawryk, Gene (1976) | C | 6-3 | 235 | Bell (Bell) | Marderian, Greg (1971,73,74) | DT-DE | 6-3 | 245 | Granada Hills (Granada Hills) |
| Leach, Jason (2001,02,03,04) | S | 5-11 | 210 | Chino (Bishop Amat) | Maree, Jeff (1985,86,87) | S | 5-10 | 175 | Middlesex, NJ (Middlesex/Long Beach (CA) CC) |
| Leadingham, John (1918,19,20,21) | FB | | 138 | Los Angeles (Manual Arts) | Marincovich, Andrew (1943) | RG | 5-9 | 175 | (San Pedro/UCLA) |
| Leahy, Ed (1920,21,22) | HB | | 132 | Los Angeles (Los Angeles) | Marinovich, Marv (1959,61,62) | RT | 6-3 | 225 | Watsonville (Watsonville/Santa Monica CC) |
| Learned, (1917) | | | | | Marinovich, Todd (1989,90) | QB | 6-4 | 210 | Balboa (Capistrano Valley) |
| LeDuc, William P. (1936) | FB | 5-10 | 170 | (Manual Arts) | Markowitz, Abe (2012,13) | C-OG | 6-1 | 305 | Hawaii Kai, HI (Punahou) |
| Lee, Bob (1924,25,26) | DT-OT | 6-5 | 223 | Granada Hills (Monroe/Taft JC) | Marks, Theodore (1915,16) | RT | | 168 | (Long Beach Poly) |
| Lee, Jim (1972) | SE | 6-2 | 180 | Long Beach (Long Beach Poly/Long Beach CC) | Marshall, Derrell (1988) | OT | 6-4 | 305 | Seat Pleasant, MD (Howard D. Woodson (Wash., DC)/Bakersfield (CA) College) |
| Lee, Junior (1974,75) | WR | 6-0 | 195 | Inglewood (Serra) | Marshall, George (1915) | | | | Long Beach (Long Beach Poly) |
| Lee, Marqise (2011,12,13) | LHB | 5-10 | 174 | Stockton (Edison) | Marshall, Iman (2015,16,17,18) | CB | 6-1 | 205 | Long Beach (Long Beach Poly) |
| Lee, Phil (1964,65,66) | TB | 6-3 | 215 | San Francisco (Lincoln) | Martin, Austin O. (1897) | RE | | | |
| Lee, Zephri (1982,85) | FB | 5-6 | 170 | Long Beach (Long Beach Poly) | Martin, Bill (1948,49) | FB | 5-8 | 195 | Alhambra (Keppel) |
| Lefebvre, Henry (1923,24,25) | C | 6-5 | 270 | Fountain Valley (Fountain Valley) | Martin, G. (1895) | | | | |
| Leggett, Brad (1987,88,89) | LE | 6-4 | 193 | Fresno (Roosevelt) | Martin, Harry Lee (1893) | QB | | | |
| Leimbach, Chuck (1954,55,56) | C | 6-3 | 215 | Rancho Palos Verdes (Miraleste) | Martin, Marcus (2011,12,13) | C-OG | 6-3 | 310 | Los Angeles (Crenshaw) |
| Leimbach, Joe (1980,81,82,83) | QB | 6-5 | 225 | Santa Ana (Mater Dei) | Martin, Rod (1975,76) | OLB | 6-2 | 195 | Los Angeles (Hamilton/Los Angeles CC) |
| Leinart, Matt (2002,03,04,05) | OG | 6-2 | 235 | Anaheim (Loara/Fullerton JC) | Martinez, John (2010,11,12,13) | OG | 6-2 | 310 | Murray, UT (Cottonwood) |
| Lehmer, Steve (1967,68,69) | S | 5-10 | 180 | Redwood City (St. Francis) | Marxen, Edward (1915) | | | | |
| Lemos, Matt (2003) | WR | 5-11 | 180 | Grand Junction, CO (Grand Junction) | Masina, Osa (2015) | ILB | 6-4 | 245 | Salt Lake City, UT (Brighton) |
| Lenderman, Ryan (1993,94) | QB | | | | Matock, Brock (1996,97,98) | DT | 6-5 | 280 | Salina (Palma) |
| Lennox, Walter (1904) | LE | 6-1 | 177 | Whittier (Sierra/Fullerton JC) | Matthews, Bruce (1980,81,82) | OG | 6-5 | 265 | Arcadia (Arcadia) |
| Leon, Rich (1966) | WR | 5-9 | 170 | West Covina (Wilson/Mt. San Antonio JC) | Matthews, Clay (1974,75,76,77) | ILB | 6-2 | 232 | Kenilworth, IL (New Trier East) |
| Levario Jr., Steve (2002,03) | RHB | 6-0 | 185 | Los Angeles (Los Angeles) | Matthews, Clay (2005,06,07,08) | DE-LB | 6-3 | 240 | Agoura Hills (Agoura) |
| Levingston, Bob (1959,60) | CB | 6-0 | 190 | Los Angeles (Crenshaw) | Matthews, Garland (1932,33,34) | QB | 5-10 | 172 | South Pasadena (South Pasadena) |
| Levy, Dexter (1986) | OG-OT | 6-5 | 235 | Denver, CO (Regis Jesuit) | Matthews, Kyle (2003) | S | 6-1 | 200 | Agoura (Westlake) |
| Lewis, Butch (2007,08,09,10) | OLB | 6-4 | 230 | San Diego (Lincoln/San Diego CC) | Matthews, Robert (1938,39,40,42) | | | | |
| Lewis, David (1974,75,76) | WR | 6-2 | 205 | Los Angeles (Hawkins) | Mattos, Grant (2001,02) | WR | 6-3 | 225 | Mountain View (St. Francis/Foothill JC) |
| Lewis IV, Joseph (2017) | RG | 5-11 | 193 | Burbank (Burrroughs/U of Redlands) | Mattson, Don (1957) | RT | 6-3 | 228 | Port Chicago (Mount Diablo) |
| Lewis, Mike (1958) | WR-TB | 6-1 | 225 | Oxnard (St. Bonaventure) | Matua, Fred (2002,03,04,05) | OG-C | 6-2 | 305 | Wilmington (Banning) |
| Lewis, Whitney (2003,05) | DL | 6-5 | 270 | Weston, FL (Cypress Bay) | Maulaluga, Rey (2005,06,07,08) | LB | 6-2 | 260 | Eureka (Eureka) |
| Lichtenstein, Jacob (2018) | FB | 5-10 | 175 | Inglewood (Inglewood/Modesto JC) | Maudlin, Tom (1957,58) | QB | 6-2 | 175 | North Hollywood (North Hollywood/Menlo JC) |
| Lillywhite, Veri (1945,46,47) | PK | 5-5 | 130 | Covina (South Hills/Citrus JC) | Mauga, Kana'i (2018) | OLB | 6-2 | 240 | Waianae, HI (Waianae) |
| Limahelu, Chris (1973,74) | CB | 6-0 | 185 | Richmond (De Anza) | May, Ray (1965,66) | DE | 6-2 | 221 | Los Angeles (Los Angeles/Los Angeles CC) |
| Lincoln, Irwin (1992,93) | LG | 6-1 | 170 | Dinuba (Dinuba) | Mays, Taylor (2006,07,08,09) | S | 6-3 | 235 | Seattle, WA (O'Dea) |
| Lindley, Logan (1918,19,20,21) | C | | 171 | Dinuba (Dinuba) | Mazur, John (1981) | QB | 6-3 | 200 | Canoga Park (El Camino Real) |
| Lindley, Lowell (1920,21,22) | LE | 6-2 | 200 | Los Angeles (Mt. Carmel) | McAllister, Drew (2008,09,10,11,12) | S | 6-1 | 205 | Danville (Monte Vista) |
| Linehan, Tony (1946,47,49) | TE | 6-3 | 227 | Pomona (Ganessa) | McArthur, Gary (1969) | DT | 6-5 | 240 | OR (Mt. Vernon/Orange Coast (CA) College) |
| Lingenfelter, Dean (1993) | LG | 6-1 | 206 | Garden Grove (Garden Grove/Santa Ana JC) | McBride, Peter (2012,13) | SNP | 6-1 | 215 | Scottsdale, AZ (Chaparral) |
| Littlejohn, Leroy (1942) | LHB | | | Huntington Beach (Huntington Beach) | McCabe, Hilton (1926,27,28) | C | 6-0 | 184 | Los Angeles (Hollywood) |
| Livernash, Leonard (1914,15) | TE | 6-3 | 225 | Santa Barbara (Santa Barbara) | McCaffrey, Bob (1972,73,74) | C | 6-2 | 240 | Bakersfield (Garces) |
| Lloyd, Bryson (2012) | LE | 6-2 | 200 | Los Angeles (Los Angeles) | McCaffrey, Brent (1998,99,2000) | OT | 6-5 | 275 | Fresno (Bullard) |
| Lloyd, David (1944,47,48) | LHB | | | | McCall, Don (1965,66) | LHB | 5-11 | 189 | Los Angeles (Fremont/Los Angeles CC) |
| Lloyd, William F. (1896,97) | C-OT-OG | 6-3 | 295 | Cerritos (La Habra) | McCall, Fred (1941,42,46,47) | RG | 6-3 | 200 | Santa Barbara (Santa Barbara) |
| Lobendahn, Toa (2014,15,17,18) | FB | | 175 | Alhambra (Alhambra) | McCardle, Mickey (1942,43,46,47) | LHB | 5-11 | 170 | Los Angeles (Manual Arts) |
| Lockett, Frank (1919,20,21) | CB | 5-11 | 180 | Bellflower (Mater Dei) | McCaslin, Lawrence (1926,27,28) | E | 5-11 | 168 | Whittier (Whittier) |
| Lockett, Jonathan (2014,15,16,18) | MG-DE | 6-1 | 218 | Burbank (Burbank) | McClanahan, Bob (1980,81) | FB | 6-0 | 205 | Pacoima (San Fernando) |
| Lockwood, John (1964,65) | FB-TB | 5-11 | 195 | Boulder, CO (Fairview) | McConnell, Steve (1968) | OG | 6-2 | 221 | Mentone (Yucaipa/San Bernardino Valley College) |
| Lockwood, Scott (1987,88,90,91) | ILB | 6-1 | 220 | Los Angeles (Franklin/Glendale JC) | | | | | |
| Logie, Dale (1974,75) | S | 5-11 | 200 | Palos Verdes Estates (Palos Verdes) | | | | | |
| Lopes, Matt (2014,15,16,17) | OG | 6-1 | 206 | Whittier (Sierra) | | | | | |



ALL-TIME LETTERWINNERS

| | | | | | | | | | |
|--------------------------------------|--------|------|-----|---|-----------------------------------|---------|------|--|---|
| McCool, Pat (1980,81,82) | TE | 6-4 | 235 | Lancaster (Antelope Valley) | ILB | 6-2 | 230 | Los Angeles (Orange El Modena) | |
| McCormick, Walt (1945,46,47) | C | 6-1 | 200 | Visalia (Visalia/U of Washington) | LB | 6-3 | 245 | Chula Vista (Castle Park) | |
| McCowan, Howard (1990) | S | 6-0 | 180 | Carson (Carson) | RHB | 6-0 | 189 | Holtville (Holtville) | |
| McCoy, Anthony (2006,07,08,09) | TE | 6-5 | 250 | Fresno (Bullard) | C | 6-3 | 205 | Natick, MA (Natick) | |
| McCullough, Earl (1967) | LE | 5-11 | 170 | Long Beach (Long Beach Poly/Long Beach CC) | TB | 5-10 | 190 | Pacoima (Taft) | |
| McCullough, Sultan (1999,2000,01,02) | TB | 6-0 | 190 | Pasadena (Muir) | S | 6-2 | 210 | San Juan Capistrano (Dana Hills/Saddleback CC) | |
| McCurtis, Mazique (2006,07) | S-CB | 6-1 | 225 | San Diego (St. Augustine/Grossmont JC) | LB | 6-4 | 220 | Dallas, TX (Skyline) | |
| McCutcheon, Daylon (1995,96,97,98) | CB | 5-11 | 180 | Walnut (Bishop Amat) | FL | 6-1 | 182 | Santa Ana (Mater Dei) | |
| McDade, Jack (1986) | ILB | 6-4 | 215 | Phoenix, AZ (Camelback) | S | 6-2 | 195 | Downey (St. John Bosco) | |
| McDaniels, Terry (1990,91,92,93) | DT | 6-4 | 290 | Altadena (Pasadena) | C | 5-11 | 184 | Piedmont (Piedmont) | |
| McDonald, Michael (2005,06,07) | QB | 6-2 | 185 | Newport Beach (Newport Harbor) | OG | 6-1 | 226 | Sylmar (Alemany) | |
| McDonald, Mike (1976,77,78,79) | ILB | 6-1 | 220 | Burbank (Burroughs) | LHB | 6-0 | 185 | Temple City (Monrovia) | |
| McDonald, Paul (1977,78,79) | QB | 6-2 | 180 | Covina (Bishop Amat) | FB | 5-10 | 185 | Long Beach | |
| McDonald, Tim (1983,84,85,86) | S | 6-3 | 205 | Fresno (Edison) | DE | 6-6 | 270 | Rohnert Park (Rancho Cotate) | |
| McDonald, T.J. (2009,10,11,12) | S | 6-3 | 205 | Fresno (Edison) | LT-RE | | | | |
| McFadden, Dwight (1992) | TB | 6-0 | 185 | Lawton, OK (Eisenhower) | HB | 6-2 | 190 | Thatcher, AZ (Gila Acad.) | |
| McFarland, Don (1954,55) | LE | 6-3 | 203 | Los Angeles (Manual Arts) | | | | | |
| McFoy, Chris (2003,04,05,06) | WR | 6-2 | 200 | Chino (Chino) | TB-CB-S | 5-8 | 185 | Torrance (South) | |
| McGarvin, Tom (1940) | LE | 6-0 | 188 | Pasadena (Muir) | WR-SE | 6-0 | 190 | Torrance (South) | |
| McGe, Bob (1950) | T | 6-2 | 225 | Huntington Park (Huntington Park) | OT | 6-7 | 270 | Visalia (Mt. Whitney) | |
| McGinest, Willie (1990,91,92,93) | DE-OLB | 6-6 | 245 | Long Beach (Long Beach Poly) | | | | | |
| McGinley, Francis (1931,32,34) | LG | 5-11 | 196 | Orcutt (Santa Maria) | | | | | |
| McGinn, John (1944,45) | RG | 6-0 | 195 | Hawthorne (Leuzinger/Colorado College/Redlands College) | T | 6-0 | 193 | Los Angeles (Los Angeles) | |
| McGirr, Mike (1971,73) | NG-OT | 6-5 | 285 | Walnut (Rowland) | DLB | 6-3 | 215 | Ontario (Ontario/Chaffey College) | |
| McGrath, Chase (2017,18) | PK | 6-0 | 195 | Newport Beach (Mater Dei) | FB | 5-11 | 200 | Los Angeles (Los Angeles) | |
| McGraw, Larry (1977,78,79) | OLB | 6-5 | 220 | Berkeley (Berkeley/Contra Costa JC) | LB | 6-0 | 225 | Pasadena (Muir/Pasadena CC) | |
| McGuire, Joe (2001) | OT-OG | 6-5 | 300 | Anaheim (Servite) | LE | 6-1 | 222 | Stockton (Franklin) | |
| McKay, John K. (1972,73,74) | SE | 6-0 | 180 | Covina (Bishop Amat) | OT | 6-7 | 275 | Lakeside (El Capitan/Grossmont JC) | |
| McKee, Erik (1984,85,86) | TE | 6-4 | 245 | Carson (Banning) | S-WR-CB | 6-2 | 205 | Los Altos Hills (St. Francis) | |
| McKeever, Marlin (1958,59,60) | RE-FB | 6-1 | 230 | Los Angeles (Mt. Carmel) | TE | 6-3 | 236 | Anaheim (Anaheim) | |
| McKeever, Mike (1958,59,60) | LG | 6-1 | 230 | Los Angeles (Mt. Carmel) | FB | 5-10 | 177 | Long Beach (Long Beach Poly) | |
| McKenzie, Jalen (2018) | OT | 6-5 | 310 | Concord (Clayton Valley) | OT | 6-7 | 280 | Ontario (Chaffey) | |
| McKinney, Harry (1944,45,46,47) | RE | 6-0 | 180 | Chickasha, OK (Chickasha/U of Oklahoma) | DL-OLB-DE | 6-7 | 260 | Mesa, AZ (Brophy Prep) | |
| McKnight, Joe (2007,08,09) | TB | 6-0 | 190 | River Ridge, LA (JohnCurts) | QB | 6-0 | 190 | Los Angeles (Loyola/San Diego Navy) | |
| McLaughlin, Kevin (1997) | WR | 6-3 | 205 | Valencia (Hart) | OG | 6-5 | 265 | Los Angeles (Loyola) | |
| McLean, Kevin (1984,85,86,87) | QB | 6-3 | 200 | Lakewood (Lakewood) | QB | | 140 | | |
| McMahon, Craig (2012) | PK | 6-1 | 195 | Bakersfield (Bakersfield) | T | | | Los Angeles (Riis) | |
| McMahon, Rich (1961,62,63) | FB | 6-1 | 192 | Torrance (Banning) | ILB | 6-3 | 245 | Palm Springs (Palm Springs) | |
| McMahon, Ryan (2008,09) | S | 6-0 | 195 | Diamond Bar (Damien) | FB | 5-11 | 194 | Santa Ana (Santa Ana) | |
| McMillan, Jordan (2018) | S | 5-11 | 200 | Los Angeles (Loyola) | FB | 5-11 | 190 | Santa Ana (Santa Ana) | |
| McMillan, Walter Dan (1917,19) | QB | | 140 | Los Angeles (Manual Arts) | FB | 5-10 | 194 | Santa Ana (Santa Ana) | |
| McMurtry, Paul (1948,49,50) | G | 6-0 | 225 | Rio Hondo, TX (Rio Hondo/Long Beach [CA] CC) | LG | 6-1 | 195 | Santa Ana (Santa Ana) | |
| McNamara, Taylor (2015,16) | TE | 6-5 | 245 | San Diego (Westview/Oklahoma) | QB | 6-2 | 200 | Springdale, AR (Springdale/Arkansas) | |
| McNeal, Curtis (2009,11,12) | TB | 5-7 | 190 | Los Angeles (Venice) | - N - | | | | |
| McNeil, Don (1936,37,38) | C | 6-2 | 205 | Los Angeles (Loyola) | Nason, Craig (1923) | FB | 154 | Hollywood (Hollywood) | |
| McNeish, Bob (1931,32,33) | HB | 5-10 | 180 | Los Angeles (Van Nuys) | Naumu, Johnny (1946,47) | LHB | 5-8 | 175 | Honolulu, HI (McKinley) |
| McNeish, George (1934,35,36) | C | 6-2 | 197 | Pasadena (Van Nuys) | Naumu, Sol (1950) | FB | 5-10 | 180 | Honolulu, HI (Iolani/Compton [CA] College) |
| McNeill, Rod (1970,72,73) | TB | 6-3 | 220 | Baldwin Park (Baldwin Park) | Nave, Sam Doyle (1937,38,39) | QB | 5-11 | 180 | Los Angeles (Manual Arts/Black-Foxe) |
| McPartland, Kevin (1976) | DT | 6-6 | 245 | Oakland (Tech) | Nazel, Omar (2000,01,02,03) | DE | 6-5 | 245 | Oakland (Skyline) |
| McQuay III, Leon (2013,14,15,16) | S | 6-1 | 195 | Seffner, FL (Armwood) | Negrete, Kyle (2011,12) | P | 6-0 | 225 | Fresno (Clovis West/San Diego) |
| McShane, Matt (1998,99) | C | 6-5 | 300 | Oakland (St. Mary's) | Neidhardt, David (1929) | C | 6-0 | 175 | Huntington Park (Huntington Park) |
| McWhorter, Chase (2007) | S | 5-8 | 185 | Coto de Caza (Santa Margarita) | Neighbors, Sid (1910) | FB | | | (Los Angeles) |
| McWilliams, Johnny (1993,94,95) | TE | 6-5 | 245 | Ontario (Pomona) | Neilon, Brett (2018) | C | 6-2 | 295 | Rancho Santa Margarita (Santa Margarita Catholic) |
| Mellstrom, David (2014,15) | WR | 6-0 | 180 | Round Hill, VA (Loudoun Valley/Virginia Tech) | Nelsen, Bill (1960,61,62) | QB | 6-0 | 200 | Pico Rivera (El Rancho/Cerritos JC) |
| Mena, Salvador (1938,39,40) | RE | 6-0 | 190 | San Diego (San Diego) | Nevarez, Luis (2012) | S | 5-11 | 195 | Visalia (El Diamante/College of the Sequoias) |
| Merk, Ernie (1954,55) | RHB | 5-9 | 189 | La Mesa (Helix) | Newbury, David (1999,2000,01) | PK | 5-9 | 175 | Corsicana, TX (Corsicana/Navarro JC) |
| Michels, John (1994,95) | OT | 6-7 | 270 | La Jolla (La Jolla) | Newerf, Kenneth (1923) | G | | 180 | |
| Mietz, Roger (1958,59,60) | LG | 5-11 | 225 | San Leandro (San Leandro) | Newman, P.H. (1893,94,95) | RG-RT | | | |
| Miles, Lawrence (2005) | DT | 6-2 | 265 | Indio (La Quinta) | Newman, Wallace (1922,23,24) | G | | 180 | Riverside (Riverside) |
| Miller, Billy (1995,96,97,98) | WR | 6-4 | 220 | Westlake Village (Westlake) | Neyer, Anthony (2014) | QB | 6-2 | 205 | Palm Desert (Xavier College Prep/USC/Los Angeles Pierce JC/Idaho) |
| Miller, Bob (1966,67,68) | LE | 6-5 | 229 | Compton (Dominguez) | Nicholson, Hugh (1905,06) | RE | | | |
| Miller, Chris (1995,96) | WR | 5-11 | 180 | Los Angeles (Dorsey/West Los Angeles CC) | Nickels, Matt (1999,2000) | WR | 6-2 | 200 | Laguna Hills (Santa Margarita/Dartmouth) |
| Miller, Jeff (2012,15) | DT-DE | 6-1 | 240 | Southlake, TX (Carroll) | Nickloff, Tom (1951,52,53) | RE | 6-3 | 219 | Los Angeles (Los Angeles) |
| Miller, Jimmy (2005,06,08) | TE | 6-5 | 250 | Thousand Oaks (Westlake) | Nielsen, Ryan (1998,99,2000,01) | DT-DE | 6-5 | 280 | Simi Valley (Royal) |
| Miller, John (1953,54,55) | LG | 6-1 | 194 | Compton (Compton) | Nix, Jack (1948,49) | RE | 6-2 | 190 | Los Angeles (Dorsey/Pasadena JC) |
| Miller, Reed (1902,03,04,05) | RG | | | | Nix, Lloyd (1915,16) | LHB | | | |
| Miller, Rick (1976) | OT-OG | 6-3 | 280 | Lakewood (Lakewood/Long Beach CC) | Noble, Bill (1941,42) | RT | 5-10 | 203 | Brawley (Santa Ana JC) |
| Miller, Robert (1917) | LHB | | 148 | | Nolan, Garrett (2008,09) | C-OG | 6-4 | 275 | Northridge (Chaminade/Holy Cross/Moorpark JC) |
| Miller, Ron (1951,52,53) | LE | 6-4 | 202 | Los Angeles (Fremont) | Noor, Dennis (1936,37) | LE | 6-2 | 195 | Pittsburg, KS (Pittsburg) |
| Milton, John (1921,22) | E | | 167 | Milwaukee, WI | Nordstrom, Ron (1951) | T | 6-1 | 223 | Dos Palos (Dos Palos) |
| Minkoff, Cliff (1991) | CB | 6-2 | 190 | Redwood City (San Mateo) | Norene, George (1930,31) | C | 6-1 | 175 | Pasadena (Pasadena) |
| Minor, Aaron (2014) | WR | 6-2 | 200 | Lakewood (Mayfair) | Norman, Hank (1982,83,84,85) | SE | 6-4 | 195 | Long Beach (Long Beach Poly) |
| Mitchell, Dale (1972,73,74) | OLB-DE | 6-3 | 206 | Carlsbad (Carlsbad) | Norris, Neil (1930,31,32) | E | 6-1 | 190 | Whittier (Whittier) |
| Mitchell, Jason (2002,03,04) | WR | 6-1 | 200 | Los Angeles (North Torrance/Los Angeles Harbor JC) | Norton, Francis (1928) | HB | 5-10 | 162 | Santa Ana (Santa Ana) |
| Mitchell, Marc (1980) | DT | 6-4 | 215 | Pomona (Pomona/Mt. San Antonio JC) | Norton, Miles A. (1936,37) | RG | 5-10 | 184 | Santa Ana (Santa Ana/Santa Ana JC) |
| Mitchell Jr., Steven (2014,15,16,17) | WR | 5-10 | 195 | Pasadena (Bishop Alemany) | Nunis, Dick (1951,52) | LE-RH | 6-0 | 180 | Los Angeles (Manual Arts) |
| Mitchell, Sheppard (1903) | | | | | Nunn, Ronald (2002,03,04) | CB | 5-11 | 180 | San Mateo (St. Francis/San Francisco CC) |
| Mix, Ron (1957,58,59) | RT | 6-3 | 215 | Inglewood (Hawthorne) | Nunnally, Larry (1975) | OT | 6-3 | 253 | Savannah, GA (Tompkins/College of the Canyons) |
| Moala, Fili (2005,06,07,08) | DT | 6-5 | 295 | Buena Park (Western) | Nwosu, Uchenna (2014,15,16,17) | OLB-ILB | 6-2 | 240 | Carson (Narbonne) |
| Mohler, Orville (1930,31,32) | QB | 5-10 | 166 | Alhambra (Alhambra) | - O - | | | | |
| Moi, Junior (1991,92) | OLB-DE | 6-3 | 230 | Oceanside (Rancho Buena Vista) | Obberma, Joe (1968) | DE | 6-2 | 225 | Buena Park (Mater Dei) |
| Mollett, Jerry (1959) | FB | 6-2 | 200 | Van Nuys (Van Nuys) | Obrodovich, Jim (1973,74) | TE | 6-2 | 219 | El Segundo (El Segundo/El Camino JC) |
| Moloney, Jerry J. (1950) | HB | 5-11 | 180 | Los Angeles (Cathedral) | Obrodovich, Steve (1976) | SE | 6-1 | 195 | Manhattan Beach (El Segundo/El Camino JC) |
| Monson, Jim (1948,49) | RG | 6-0 | 200 | Los Angeles (Washington) | O'Brovac, Nick (1950) | G | 6-0 | 200 | Canton, OH (McKinley) |
| Montgomery, Marv (1969,70) | OT | 6-6 | 255 | Granada Hills (Sylmar/Los Angeles Valley State) | Ochoa, Juan (1905) | FB | | | |
| Moody, Emmanuel (2006) | TB | 6-1 | 195 | Coppell, TX (Coppell) | Ochs, Brennan (1997,98,99,2000) | FB | 6-2 | 230 | Bethesda, MD (Georgetown Prep) |
| Moody, Michael (1988,89,90,91) | DT | 6-7 | 295 | San Francisco (Washington) | O'Dell, (1920) | LHB | | 165 | |
| Mooney, Mike (1990,92) | FB | 6-1 | 235 | Temple City (Temple City) | Odom, Ricky (1976,77) | CB | 6-0 | 180 | Los Angeles (Los Angeles) |
| Moore, Brent (1983,84,85) | DT | 6-5 | 240 | Novato (San Marin) | O'Dowd, Kristofer (2007,08,09,10) | C | 6-5 | 300 | Tucson, AZ (Salpointe Catholic) |
| Moore, Darryl (1981,82) | OG-OT | 6-6 | 270 | Venice (Venice) | Oertley, Bernard (1915) | | | | Santa Ana (Santa Ana) |
| Moore, Denis (1965,66) | DT | 6-5 | 231 | Los Angeles (Westchester) | Oertly, George (1917,18) | FB | | | Santa Ana (Santa Ana) |
| Moore, Grant (2017) | ILB | 6-0 | 210 | Santa Ana (Mater Dei) | Oestreich, Newell (1946) | FB | 6-0 | 195 | Inglewood (Inglewood/California/College of the Pacific) |
| Moore, Jim (1949) | RG | 6-1 | 220 | Burbank (Burbank) | | | | | |
| Moore, Kenney (1978,79,80) | S | 6-1 | 185 | San Fernando (San Fernando) | | | | | |
| Moore, Kyle (2005,06,07,08) | DE | 6-6 | 270 | Kathleen, GA (Houston County) | | | | | |
| Moore, Malcolm (1980,81,83) | SE | 6-5 | 205 | San Fernando (San Fernando) | | | | | |
| Moore, Manfred (1971,72,73) | FB | 6-0 | 189 | San Fernando (San Fernando) | | | | | |



| | | | | | | | | | |
|--|------------|------|-----|--|------------------------------------|--------------|------|-----|--|
| O'Grady, Steve [1977] | DLB | 6-3 | 220 | Flossmoor, IL [Mendel/Prairie State College] | Pollard, Marvin [1988,89,90,91] | CB | 6-2 | 180 | Carson [Banning] |
| Dhalette, Ifeanyi [1997,98,99,2000] | S-LB | 6-2 | 225 | Los Alamitos [Los Alamitos] | Pollard, Mike [1998,2000,01,02] | LB | 6-0 | 225 | Long Beach [Long Beach Poly] |
| O'Hara, Pat [1988,90] | QB | 6-3 | 205 | Santa Monica [Santa Monica] | Pomee, Junior [2012] | TE | 6-3 | 250 | Perris [Rancho Verde] |
| Olivarria, Tony [1979] | FB | 6-2 | 212 | Colton [Colton] | Poole, Will [2003] | CB | 6-0 | 190 | St. Albans, NY [Christ the King/Boston College/Ventura JC] |
| Oliver, Jason [1990,91,92,93] | S-CB | 5-11 | 190 | Bakersfield [Bakersfield] | Porter, Don C. [1992] | LE | | | |
| Oliver, Ralph [1966,67] | MG | 6-1 | 220 | San Diego [Hoover/San Diego CC] | Porter, John [1927,28] | G | 5-10 | 185 | Mitchell, SD [Mitchell] |
| Olson, Jake [2017,18] | SNP | 6-3 | 225 | Huntington Beach [Orange Lutheran] | Porter, Vincent [1942] | LHB | 5-11 | 169 | Bakersfield [Bakersfield] |
| O'Malley, Billy [2009] | P | 6-1 | 190 | Novelty, OH [St. Ignatius] | Poston, Darryl [2001,02] | TB | 5-11 | 190 | Huntington Beach [Edison] |
| O'Malley, Jack [1968] | DT | 6-4 | 260 | Wilmington [Banning] | Potter, Gary [1962] | RE | 6-1 | 200 | Temple City [San Gabriel/San Bernardino JC] |
| Orcutt, Gary [1969] | WR | 6-1 | 176 | Buena Park [Buena Park/Fullerton JC] | Poulos, Alfred [1933] | C | 6-1 | 220 | Santa Ana [Santa Ana] |
| Orndorff, Aaron [2001] | LB | 6-1 | 230 | Bakersfield [Stockdale] | Pounds, Phalen [1994,95,97] | OG-OT | 6-7 | 325 | Pasadena [Pasadena] |
| Orsatti, Vic [1925,26] | QB | 5-8 | 150 | Los Angeles [Manual Arts] | Pousson, Chris [2008,09,10,11] | SNP | 6-4 | 250 | San Diego [St. Augustine] |
| Ortega, Tony [1956,57,58] | RHB | 5-10 | 193 | Los Angeles [Cathedral] | Powdrell, Ryan [2005,06] | FB-TB-LB | 6-0 | 255 | Rancho Santa Margarita [Mission Viejo/Saddleback CC] |
| Ossowski, Theodore L. [1943] | RT | 6-0 | 205 | Beatrice, NE [Beatrice/Oregon State] | Powell, Ed [1972,73,74] | DLB-DE | 6-1 | 219 | Richmond [Kennedy] |
| Ostling, Gerald [1933,34] | RE | 6-0 | 195 | Los Angeles [Compton JC] | Powell, Marvin [1974,75,76] | OT | 6-5 | 265 | Fayetteville, NC [Seventy-First] |
| Otani, Bobby [2001,02,03] | LB | 6-0 | 215 | Oxnard [St. Bonaventure] | Powell III, Marvin [1995,96,97,98] | FB-TE-S | 6-2 | 235 | Encino [Birmingham] |
| Otton, Brad [1994,95,96] | QB | 6-6 | 235 | Tumwater, WA [Tumwater/Weber State] [Los Angeles Poly] | Powell, Quinton [2013,14,15,16] | ILB-DLB | 6-2 | 200 | Deltona, FL [Mainland] |
| Oudemuelen, Henry [1924,25] | OG | 6-4 | 265 | Whittier [La Habra] | Powers, Jim [1947,48,49] | QB | 6-0 | 175 | Beverly Hills [Beverly Hills] |
| Owens, Dan [1986,87,88,89] | QB | 5-10 | 166 | Los Angeles [Los Angeles] | Powers, W. Russell [1934] | LG | 5-11 | 187 | Cleveland, OH [West] |
| Owens, James [1931,33] | | | | | Pranevicius, John [1940,41] | LG | 5-8 | 187 | Chicago, IL [Crane Tech/Modesto [CA] JC] |
| - P - | | | | | Pratchard, David [1996,97,98] | OG-C | 6-5 | 290 | Canyon Country [Canyon] |
| Pace, Stephon [1989,90,91,92] | S | 6-0 | 190 | Duarte [Bishop Amat] | Prater, Kyle [2011] | WR | 6-5 | 215 | Maywood, IL [Proviso West] |
| Packard, David [1932] | T | 5-11 | 195 | Bakersfield | Pratt, Parnell B. [1997] | FB | | | |
| Packer, Holmes [1919] | RHB | 182 | | Los Angeles [Los Angeles Poly] | Preininger, Joe E. [1934,35,36] | RG | 6-0 | 191 | Santa Ana [Santa Ana] |
| Packman, Whitey [1918] | RHB | | | | Premo, William [1995] | LE | | | |
| Page, Charles M. [1943] | FB | 5-10 | 185 | [Garden Grove/Santa Ana JC] | Preston, Marc [1988,89] | P | 6-1 | 195 | Irvine [Mission Viejo] |
| Page, John [1986,87] | OT | 6-5 | 275 | Escondido [San Pasqual] | Preston, Rob [1978,79] | QB | 6-3 | 203 | Vista [Vista] |
| Page, Mike [1957] | FB | 5-10 | 194 | Hemet [Hemet/Mt. San Antonio College] | Preston, Ron [1990] | LB | 6-1 | 208 | El Paso, TX [Bel Air/Arizona Western College] |
| Page, Otis [1976,77,78] | OT | 6-6 | 275 | Saratoga [Saratoga] | Prindle, Bill [1985] | S | 5-10 | 180 | Fresno [Fresno] |
| Page, Toby [1966,67] | QB | 6-0 | 190 | Santa Ana [Mater Dei] | Propst, Cliff [1933,34,35] | FB | 5-11 | 177 | San Bernardino [San Bernardino] |
| Palmer, [1917] | | | | | Prosser, Chris [2000,01] | LB | 6-2 | 225 | Bonita [Morse] |
| Palmer, Carson [1998,99,2000,01,02] | QB | 6-6 | 230 | Laguna Niguel [Santa Margarita] | Prukop, Al [1958,59,60] | QB | 6-1 | 183 | Los Angeles [Mt. Carmel] |
| Palmer, Ford [1930,31,32,33] | E | 6-0 | 194 | Hollywood [Hollywood] | Pryor, Dave [1979,80,81,82] | P | 6-3 | 215 | Hemet [Hemet] |
| Papadakis, John [1970,71] | LB | 6-0 | 235 | Rolling Hills [Rolling Hills] | Psaltis, Jim [1951,52] | LH-FB | 6-1 | 189 | Oakland [Alameda/San Jose State] |
| Papadakis, Petros [1997,98,2000] | TB | 6-1 | 210 | Rancho Palos Verdes [Peninsula] | Pucci, Ed [1951,52,53] | LG | 6-0 | 217 | Canton, OH [McKinley/Pasadena [CA] CC] |
| Papadakis, Taso [1994,96] | FB-ILB | 6-0 | 240 | Rancho Palos Verdes [Peninsula] | Pucci, Ralph [1948,49,50] | FB-LB | 5-9 | 175 | Canton, OH [McKinley] |
| Pappas, Nick [1935,36,37] | S | 5-9 | 167 | Seattle, WA [Broadway] | Pugh, Allen [1977,78,80] | C-OG-DT | 6-4 | 245 | Santa Barbara [San Marcos] |
| Parker, Artimus [1971,72,73] | S | 6-3 | 215 | Sacramento [Sacramento] | Pullard, Hayes [2011,12,13] | ILB-LB | 6-1 | 235 | Ingleswood [Crenshaw] |
| Parker, Larry [1994,95,96,98] | WR | 6-2 | 200 | Bakersfield [Bakersfield] | Pultorak, Steve [1970] | DT | 6-3 | 245 | Anaheim [Mater Dei] |
| Parkinson, Brent [1986,87,88,89] | OG | 6-6 | 260 | Canyon Country [Canyon] | Pursell, James [1921,22,23] | G | | | |
| Parks, Bruce [1985,86] | OT-C | 6-5 | 275 | Burbank [Chaffey] | Purling, Dave [1982,83,84] | NG-DT | 6-5 | 240 | Santa Barbara [San Marcos] |
| Parsons, Alex [2006,07,08,09] | OG-C-OT-DT | 6-4 | 300 | Irvine [Woodbridge] [USC Prep] | Pye, Ernie [1962,63,64] | FB | 6-0 | 200 | Los Angeles [Delano/Bakersfield CC] |
| Parsons, Charles [1903,04] | LT | | | | | | | | |
| Parsons, Earle D. [1943] | LHB | 6-0 | 180 | Los Angeles [Helena, MT] | - R - | | | | |
| Patapoff, William [1943] | RG | 6-0 | 205 | Los Angeles [Fairfax] | Raab, Marc [1990,91] | C | 6-4 | 260 | San Diego [Helix] |
| Patrick, Doug [1964,65] | DT | 6-4 | 204 | South Pasadena [South Pasadena] | Rachal, Chilo [2005,06,07] | OG | 6-5 | 315 | Compton [Dominguez] |
| Patterson, Mike [2001,02,03,04] | DT | 6-0 | 290 | Los Alamitos [Los Alamitos] | Radovich, Bill A. [1935,36,37] | RG | 5-8 | 220 | Los Angeles [Hollywood] |
| Patterson, Travin [2006,07,08,09] | WR | 5-10 | 175 | Long Beach [Long Beach Poly] | Radvich, Drew [2004,05,06,07] | OT-OG | 6-5 | 305 | Mission Viejo [Mission Viejo] |
| Paulin, Harold [1908,09,10] | RHB | | | Los Angeles [Los Angeles] | Rae, Mike [1970,71,72] | QB | 6-1 | 186 | Lakewood [Lakewood] |
| Pavich, Frank [1952,53,54] | RT | 6-0 | 215 | San Francisco [Galileo] | Rakhshani, Vic [1978,79,80] | TE-FL-V-Back | 6-3 | 225 | Huntington Beach [Edison/San Jose St./Golden West Col.] |
| Peake, Crawford [1925] | | | | | Ramey, Theron [1930] | G | 5-10 | 185 | Glendale [Glendale] |
| Pearsall, Grant [1994,95,96,98] | S | 6-1 | 210 | Orange [Villa Park] | Ramsay, Kian [1989] | OG | 6-6 | 275 | Independence, OR [Dallas] |
| Peccianti, Angelo [1936,38] | FB | 5-11 | 180 | Martinez [Alhambra] | Ramsay, Kyle [1992,93,94,95] | OT-OG | 6-3 | 285 | Salem, OR [McKay] |
| Peete, Rodney [1985,86,87,88] | QB | 6-2 | 195 | Green Bay, WI [Shawnee Mission So., Mission, KS] | Ramsey, LaJuan [2002,03,04,05] | DT-DE | 6-3 | 290 | Compton [Dominguez] |
| | | | | | Randle, Ken [1973,75,76] | FL-SE | 6-0 | 185 | Kansas City, MO [Central] |
| Pehar, John [1944] | RT | 6-7 | 285 | Los Angeles [Cathedral] | Ransom, Walt [1978] | QB | 6-0 | 185 | South Gate [South Gate/East Los Angeles JC] [Los Angeles Poly] |
| Pekarcik, Al [1972] | Rov | 5-11 | 185 | Anaheim [Loara/Fullerton JC] | Rapp, Vivian [1914,16] | LG | | | |
| Pelon, Claude [2014,15] | DT | 6-4 | 300 | Orlando, FL [Agape Christian Academy/Mesa CC] | Ratliff, John [1961,62,63] | LG | 6-0 | 210 | Los Angeles [Antelope Valley] |
| | | | | | Ray, Terrel [1968] | CB | 5-11 | 175 | Los Angeles [Daniel Murphy/Los Angeles Valley College] |
| Peoples, Robert [1938,39,40] | FB | 6-0 | 190 | Oklahoma City, OK [Classen] | | | | | |
| Perez, Antwine [2006] | S | 6-1 | 190 | Westville Grove, NJ [Woodrow Wilson] | Rayburn, Gordon [1924] | | | | |
| Perrin, Jay [1947] | RT | 6-6 | 300 | Los Angeles [Fairfax] | Rea, John [1945,46,47] | LG | 6-2 | 205 | Montebello [Montebello/L. of Santa Clara] |
| Perry, [1918] | E | | | | Reade, Lynn [1962] | RT | 6-2 | 255 | Bakersfield [Arvin] |
| Perry, George [1994,95,96,97] | DE | 6-5 | 260 | San Bernardino [San Bernardino] | Reagan, Pat [1956,57] | RG | 5-10 | 205 | Hawthorne [Junipero Serra/El Camino JC] |
| Perry, John [1980] | P | 6-4 | 210 | Garden Grove [Pacifica] | Reardon, Michael [2009,10] | C | 6-5 | 290 | Anaheim [Orange Lutheran] |
| Perry, Nick [2009,10,11] | DE | 6-3 | 250 | Detroit, MI [King] | Reboin, Al [1932,33,34] | LHB | 5-8 | 175 | Santa Ana [Santa Ana] |
| Perry, Reggie [1991,92,93] | S-QB | 6-3 | 205 | Denison, TX [Denison] | Rector, Christian [2016,17,18] | DL-DE | 6-4 | 275 | South Pasadena [Loyola] |
| Persinger, Jerry [1958] | FB | 5-9 | 188 | Burbank [Burburghs] | Redd, Silas [2012,13] | TB | 5-10 | 200 | Norwalk, CT [King Low Heywood Thomas/Penn State] |
| Peters, Ray [1978] | C-NG | 6-2 | 225 | Tujunga [St. Francis] | | | | | |
| Peters, Reuben [2015,16,17,18] | ILB-FB | 6-0 | 230 | Westchester [Loyola] | Redding, Bill [1968,69] | OG-C | 6-1 | 225 | Grosse Ile, MI [Grosse Ile/Orange Coast [CA] College] |
| Peters, Volney [1948,49,50] | T | 6-4 | 220 | San Diego [Hoover/Compton College] | | | | | |
| Peterson, Chuck [1948] | RT | 6-2 | 215 | Ingleswood [Ingleswood] | Reece, Danny [1973,74,75] | CB | 6-0 | 187 | Wilmington [Banning] |
| Petite, Tyler [2015,16,17,18] | TE | 6-4 | 250 | Lafayette [Campolindo] | Reed, Desmond [2004,05,06,07] | TB-CB | 5-9 | 185 | San Gabriel [Temple City] |
| Pettrill, Larry [1965,66] | MG | 6-0 | 214 | Redondo Beach [Morningside, Serra/El Camino College] | Reed, Dick [1945] | LE | 6-0 | 175 | San Diego [San Diego] |
| | | | | | Reed, Robert W. [1936,37] | C | 6-1 | 198 | Hollywood [Fairfax] |
| Petty, Dick [1952,53] | C | 6-0 | 194 | Auburn [Placer] | Reese, Eric [1999,2000,01] | TB-CB | 5-11 | 210 | Lynwood [St. Anthony] |
| Peviani, Bob [1950,51,52] | LG | 6-1 | 212 | Los Angeles [Garfield] | Rendon, Adam [1995,97] | PK | 6-2 | 205 | San Diego [San Dieguito] |
| Phelps, Arthur [1923] | | | | | Renison, Bill [1964] | RHB | 5-8 | 155 | Los Angeles [Eagle Rock/Glendale CC] |
| Phillips, Charles [1972,73,74] | Rov-S-LB | 6-3 | 208 | Pasadena [Blair] | Rhames, Tim [1973,74,75] | NG | 6-2 | 236 | Fresno [San Joaquin Memorial] |
| Phillips, Floyd [1938,39,40] | LG | 5-9 | 190 | Los Angeles [Jefferson] | Rice, Carleton [Cot] [1923] | C | | | |
| Phillips, Jim [1983] | DT | 6-4 | 245 | Des Moines, IA [Roosevelt/U of Iowa] | Richard, Kris [1998,99,2000,01] | CB | 5-11 | 190 | Carson [Serra] |
| Phillips, Micah [1992,93,94,95] | S | 6-0 | 195 | Dallas, TX [Kimball] | Richardson, Troy [1983,84,85] | P | 6-5 | 220 | Huntington Beach [Edison/Golden West College] |
| Phillips, Victor [1925] | | | | | | | | | |
| Phytian, Hayden [1922,23,24] | E | | | | Richman, Denis [1964] | LT | 6-2 | 203 | Long Beach [Long Beach Wilson] |
| Pierson, Chad [1999,2000,01,02] | FB | 6-1 | 240 | Oxnard [Oxnard] | Richman, Junior [1994,96,97] | TE-DLB | 6-3 | 245 | Tucson, AZ [Canyon Del Oro] |
| Pierson, Mel [1947] | RG | 6-1 | 250 | Milwaukee, WI [Washington] | Rideaux, Darrell [1999,2000,01,02] | CB | 5-8 | 170 | Long Beach [Long Beach Poly] |
| Pili, Brandon [2017,18] | DL-DT | 6-4 | 325 | Anchorage, AK [Westview [OR]] | Riddle, Bill [1951,52,53] | QB | 6-0 | 201 | Ei Centro [Central/Ei Centro JC] |
| Pinckert, Erny [1929,30,31] | HB | 5-11 | 194 | San Bernardino [San Bernardino] | Riddle, John [1922,23,24] | HB | | | |
| Pinkard, Josh [2004,05,06,08,09] | CB-S | 6-1 | 215 | Oxnard [Hueneme] | Ridings, Gene [1931,32,33] | FB | 5-11 | 190 | Hollywood |
| Pinner, Jahleel [2012,13,14,15] | FB | 5-11 | 240 | Rancho Santa Margarita [Mission Viejo] | Rightmire, Harold [1918] | RE | | | |
| Pitman, George [1894] | LT-QB | | | | Riley, Art [1973,74] | DT | 6-4 | 248 | Phoenix, IL [Thornridge/Northwestern U/Chaffey [CA] Coll.] |
| Pittman Jr., Michael [2016,17,18] | WR | 6-4 | 215 | Woodland Hills [Oaks Christian] | | | | | |
| Pitts, Devin [2001] | WR | 6-4 | 190 | Carson [North Torrance/El Camino JC] | Riley, Bernard [1999,2000,01,02] | DT | 6-3 | 320 | Los Alamitos [Los Alamitos] |
| Pivaroff, Ivan [1960,61] | RE | 6-2 | 194 | Whittier [California] | Riley, Steve [1972,73] | OT | 6-5 | 255 | Chula Vista [Castle Park] |
| Plaehn, Alfred [1930,31,32] | T | 6-2 | 200 | Reinbeck, IA [Reinbeck] | Rimes, Robert [1902] | | | | |
| Plattenburg, John [2014,15,16] | S | 5-11 | 180 | Houston, TX [Lamar] | Ritchey, Bert [1928,30] | FB | 6-0 | 180 | San Diego [San Diego] |
| Pola [Polamalalu], Kennedy [1982,83,84,85] | FB | 5-1 | 240 | Orange [Mater Dei] | Rivers, Keith [2004,05,06,07] | LB | 6-3 | 235 | Lake Mary, FL [Lake Mary] |
| Polamalalu, Troy [1999,2000,01,02] | S-LB | 5-10 | 215 | Tenmile, OR [Douglas] | Roberson, Ted [1973,74,75] | CB | 6-0 | 183 | Bakersfield [East] |
| Pola-Mao, Isaiah [2018] | S | 6-4 | 200 | Phoenix, AZ [Mountain Pointe] | Roberts, C.R. [1955,56] | FB | 6-1 | 206 | Oceanside [Carlsbad] |
| Pollack, Kris [1991,92,93,94] | OG | 6-5 | 290 | Fresno [Clovis West] | | | | | |
| Pollard, C.J. [2017,18] | S | 6-1 | 190 | Carson [Serra] | | | | | |



ALL-TIME LETTERWINNERS

| | | | | | | | | | |
|----------------------------------|------------|------|-----|--|--|----------|------|-----|--|
| Roberts, Gene (1935) | LG | 5-11 | 191 | Hayward (Hayward) | Scott, Willard (1967,68,69) | MG-DT | 6-1 | 245 | Los Angeles (Manual Arts) |
| Roberts, Trevor (1999,2000) | OG-DT | 6-4 | 305 | Norco (Norco) | Sears, Jack (2018) | QB | 6-3 | 205 | San Clemente (San Clemente) |
| Robertson, Robert (1939,40,41) | QB | 5-11 | 185 | Los Angeles (Central (Omaha, NE)/ Black-Foxe) | Sears, Jim (1950,51,52) | LHB-S | 5-9 | 164 | Inglewood (Inglewood/El Camino JC) |
| Robertson, Wilbur (1949) | QB | 5-11 | 170 | South Pasadena (South Pasadena) | Seau, Junior (1988,89) | DLB | 6-3 | 245 | Oceanside (Oceanside) |
| Robey, Nickell (2010,11,12) | CB | 5-8 | 165 | Frostproof, FL (Frostproof) | Sehorn, Jason (1992,93) | S-CB | 6-3 | 220 | Mount Shasta (Mt. Shasta/Shasta CC) |
| Robinson, John (1919,20,21) | T | | 175 | Los Angeles (Long Beach Poly) | Seitz, William (1928,29) | T | 6-3 | 210 | Los Angeles (Anaheim) |
| Robinson, Mike (1976) | SE | 6-1 | 190 | Richmond (El Cerrito/Contra Costa JC) | Seixas, John (1932,33) | E | 5-9 | 177 | San Gabriel (Alhambra/Pasadena JC) |
| Robinson, Thomas W. (1889,92) | RHB | | | | Seixas, William (1942) | LG | 5-7 | 185 | San Diego (San Diego) |
| Rodeen, Don (1934,35) | LE | 6-1 | 180 | Mountain View (Mountain View) | Sellers, Leon (1951,52,53) | FB | 6-0 | 192 | Ontario (Chaffey) |
| Rodgers, Khaliel (2014,15,16) | C-OG-DT | 6-3 | 315 | New Castle, DE (Eastern Christian Academy) | Selph, Ewald (1909) | FB | | | (Los Angeles) |
| Rodgers, Marc (1988) | FL-SE | 6-0 | 180 | Los Angeles (University) | Sentous, Frank (1918) | HB | | | Hollywood (Hollywood) |
| Rodriguez, Francis (1983) | SE | 6-2 | 195 | Hawthorne (Hawthorne/El Camino JC) | Sermoms, Rodney (1994,95,96,97) | RB-FB | 6-0 | 210 | Diamond Bar (Bishop Amat) |
| Rodriguez, Quin (1987,88,89,90) | PK | 6-0 | 170 | Mesa, AZ (Dobson) | Serpa, Mike (1985,86,87,88) | ILB | 6-0 | 220 | Tracy (Tracy) |
| Rodriguez, Ray (1972,73) | ILB | 5-11 | 196 | Los Angeles (Roosevelt/East Los Angeles JC) | Seymore, Joseph (1902,03) | RE | | | |
| Roepeke, Boomer (2011) | CB | 5-8 | 180 | Reno, NV (Reno) | Seymour, Kevon (2012,13,14,15) | CB | 6-0 | 185 | Pasadena (Muir) |
| Robers, Darreus (2013,14,15,16) | WR | 6-1 | 215 | Compton (Carson) | Shafer, Don (1985,86) | PK | 5-11 | 180 | Irvine (Patrick Henry) |
| Rogers, Don (1948,49) | LHB | 5-10 | 175 | Los Angeles (Washington) | Shannon, Kenneth (1932,33) | HB | 5-10 | 175 | Ventura (Ventura) |
| Rogers, Ed (1934) | C | 5-10 | 200 | Oceanside | Shannon, Tim (1980) | S | 6-3 | 200 | St. Louis, MO (Christian Brothers) |
| Rogers, Jacob (2000,01,02,03) | OT | 6-6 | 305 | Oxnard (Oxnard) | Shapiro, Ryan (1999,2000) | LB | 6-0 | 230 | Hermosa Beach (Carson) |
| Rollinson, Bruce (1971) | FL | 5-9 | 186 | Garden Grove (Mater Dei) | Shaputis, Bob (1973) | OT | 6-4 | 245 | Norwalk (St. John Bosco) |
| Romer, Marshall (1943,44,46) | LT | 6-3 | 230 | Santa Barbara (Santa Barbara) | Shaver, Gary (Gus) (1929,30,31) | QB | 5-11 | 185 | Covina (Covina) |
| Romness, Cody (2011) | S | 6-0 | 190 | Palm Desert (Palm Desert) | Shaw, Gaius (1967,68,69) | Row-S | 6-0 | 199 | Claremont (Claremont) |
| Roquet, Russel (1940) | LT | 6-0 | 211 | Anaheim (Anaheim/Santa Ana JC) | Shaw, Jesse (1928,29,30) | T | 6-1 | 198 | Selma (Selma) |
| Rorison, James (1934,35,36) | LT | 6-3 | 230 | Los Angeles (Manual Arts) | Shaw, Josh (2012,13,14) | CB-S | 6-1 | 200 | Palmdale (Palmdale/Florida) |
| Rose, Mason (1935) | RHB | 5-11 | 192 | Sarasota, FL (Sarasota) | Shaw, Nate (1964,65,66) | DHB | 6-2 | 192 | San Diego (Lincoln/San Diego JC) |
| Rosenberg, Aaron (1931,32,33) | G | 6-0 | 210 | Los Angeles (Fairfax) | Shea, Pat (1960,61) | RG-LT | 6-0 | 212 | San Diego (Mission Bay/San Diego JC) |
| Rosendahl, Bob (1956) | RE | 6-1 | 178 | Lynwood (Lynwood) | Shell, Joe (1937,38,39) | LHB | 6-1 | 201 | San Diego (Hoover) |
| Rosin, Ben (1959,60,61) | RE | 6-3 | 195 | Los Angeles (Garfield) | Sheppard, Arthur (1916) | 5-11 | | | |
| Ross, Mike (2002,03) | S | 6-0 | 175 | St. Petersburg, FL (St. Petersburg Catholic) | Sherman, Rod (1964,65,66) | RHB | 6-0 | 190 | Pasadena (Muir/UCLA/Pasadena CC) |
| Ross, Scott (1987,88,89,90) | ILB | 6-2 | 235 | El Toro (El Toro) | Sherman, Thomas Bert (1931) | FB | 5-10 | 175 | St. Paul, MN |
| Ross, Ykili (2016,17) | S | 6-11 | 190 | Riverside (Riverside Poly) | Shields, Alan (1959,60) | LHB | 6-0 | 185 | Eagle Rock (Eagle Rock) |
| Rossetto, John (1946) | FB | 6-0 | 205 | Bakersfield (Bakersfield) | Shindler, George (1921) | HB | | | IL |
| Rossovich, Tim (1965,66,67) | DE | 6-5 | 235 | Mountain View (St. Francis) | Shipp, Joe (1977) | TE | 6-4 | 230 | Carson (Carson) |
| Roth, Mike (1982) | C | 6-2 | 260 | Hermosa Beach (Mira Costa/U of Hawaii/West Los Angeles JC) | Shoemate, D.J. (2008,09) | FB-WR | 6-0 | 220 | Corona (Servite) |
| Roundy, Jay (1947,48,49) | RHB | 6-1 | 180 | Bellflower (Excelsior) | Shuey, Edward (1935) | LG | 6-0 | 209 | Beverly Hills (Black-Foxe) |
| Rowe, Alfred (2007) | FB-S | 6-0 | 205 | Los Angeles (Long Beach Poly) | Shute, Eugene (1905,06,07) | RHB | | | |
| Royster, Mazio (1990,91) | TB | 6-1 | 195 | Pomona (Bishop Amat) | Sidney, Trevon (2017,18) | WR | 5-11 | 170 | Pasadena (Bishop Amat) |
| Rubke, Karl (1955,56) | C | 6-4 | 225 | Los Angeles (Mt. Carmel/Santa Rosa JC) | Sigler, John (1916) | LG | | | 167 |
| Rucker, Frostee (2003,04,05) | DE | 6-3 | 260 | Tustin (Tustin/Colorado State) | Simmons, Antuan (1997,98,99,2001) | CB-LB-S | 5-10 | 195 | Sacramento (Valley) |
| Ruettgers, Ken (1982,83,84) | OT | 6-5 | 265 | Bakersfield (Garces) | Simmons, Delvon (2014,15) | DT | 6-5 | 295 | McKeesport, PA (McKeesport/Texas Tech) |
| Ruffin, Jabari (2013,15,16) | DE-OLB | 6-3 | 245 | Downey (Downey) | Simmons, Derek (2007,08,09,10) | DE-DT-OG | 6-4 | 300 | Suisun (Armijo) |
| Runnerstrum, Grant (1989,90) | PK | 6-2 | 195 | Granada Hills (Alemany) | Simmons, Hunter (2010,12) | FB | 6-1 | 250 | Pasadena (Loyola) |
| Runyon, George D. (1902,03,04) | RG | | | | Simmons, Jeff (1980,81,82) | WR | 6-3 | 195 | Stockton (Edison) |
| Runyon, John (1902,03,04) | | | | | Simmons, Jordan (2013,16) | OG-OT | 6-4 | 325 | Inglewood (Crespi) |
| Ruppert, Dick (1970) | OT | 6-4 | 242 | Palos Verdes (Palos Verdes) | Simmons, Marquis (2010,12,13) | OLB-LB | 6-1 | 220 | Compton (Domiguez) |
| Rusenhaupt, Theodore (1908) | LG | | | | Simmons, Melvin (2002,03) | LB | 6-1 | 220 | Compton (Domiguez/Washington State) |
| Russell, Darrell (1994,95,96) | DT | 6-4 | 305 | San Diego (St. Augustine) | Simmrin, Randy (1975,76,77) | WR | 6-1 | 165 | Burbank (Burroughs) |
| Russell, Jake (2017,18) | WR | 5-11 | 175 | San Clemente (San Clemente) | Simmons, Edwin (1915,16,19) | C | 5-10 | 169 | San Diego (Army Navy Academy) |
| Russell, Lynnman H. (1936,37) | RHB | 6-1 | 202 | Oklahoma City, OK | Simpson, Orenthal James [O.J.] (1967,68) | LHB | 6-2 | 207 | San Francisco (Galileo/San Francisco CC) |
| Russo, Sam (1923) | HB | 5-11 | 170 | San Diego | Sims, James (1972,73) | OLB | 6-0 | 192 | Los Angeles (Locke/Harbor JC) |
| Ryan, Mike (1970,71,72) | OG | 6-2 | 250 | San Francisco (St. Ignatius) | Single, Forrest (1910) | RT | | | |
| Ryan, Richard (1927) | HB | 5-7 | 150 | Glendale (Glendale) | Skene, Cody (2013) | WR | 5-7 | 160 | Oak Park (Oak Park/Moorpark JC) |
| Ryan, Tim (1986,87,88,89) | DT | 6-5 | 260 | San Jose (Oak Grove) | Skiles, John (1970,71) | DT | 6-3 | 220 | Bakersfield (North) |
| Ryus, H.D. (1899) | LHB-QB | | | (Kansas Medical College) | Skinner, J. (1907) | RHB | | | |
| - S - | | | | | Skvarna, Carl (1960,61) | LHB-PK | 5-8 | 155 | Upland (Chaffey) |
| Saenz, Edwin M. (1943) | LHB | 5-11 | 165 | (Venice/Loyola U) | Slaton, Tony (1981,82,83) | C | 6-4 | 260 | Merced (Merced) |
| Sager, Mark (1986,87,88) | OT | 6-5 | 275 | Torrance (North Torrance) | Slatter, James (1937,38,39) | RHB | 6-3 | 196 | Los Angeles (Manual Arts) |
| Sagoupe, Larry (1962,63) | C-LB | 6-0 | 224 | Ontario (Chino/Chaffey College) | Slough, Greg (1969,70) | LB | 6-3 | 230 | San Diego (Pt. Loma/San Diego CC) |
| Sahlberg, Ted (1925) | C | 6-1 | 190 | Osage City, KS | Small, Erroll (1993,94) | OLB | 6-2 | 240 | Van Nuys (Notre Dame) |
| Salata, Paul (1944,46,47) | LE | 6-2 | 190 | Los Angeles (Franklin) | Smedley, Ron (1961,62) | RG | 5-10 | 200 | El Monte (Arroyo/Santa Ana JC) |
| Salisbury, Sean (1982,83,85) | QB | 6-5 | 210 | Vista (Orange Glen) | Smith, Ben (1893) | LE | | | |
| Salmon, Mike (1990,91,92,93) | S-CB | 6-1 | 210 | Phoenix, AZ (Greenway) | Smith, C.E. (1895) | | | | |
| Salness, Ty (1964,66,67) | Row-DE | 6-1 | 185 | Anaheim (Anaheim) | Smith, Cameron (2015,16,17,18) | ILB | 6-2 | 250 | Roseville (Granite Bay) |
| Samperi, Brett (1996) | OG-DT | 6-5 | 280 | San Juan Capistrano (San Clemente) | Smith, Charles (1889,92) | G | | | |
| Sampson, Ben (1952) | C-LB | 6-1 | 198 | Laguna Beach (Laguna Beach) | Smith, Cole (2017) | C | 6-3 | 275 | Mission Viejo (Mission Viejo) |
| Sampson, Vern (1953,54,55) | C | 6-0 | 209 | Sacramento (McClatchy/San Diego Marines) | Smith, Corby (1992) | QB | 6-3 | 205 | La Canada (Loyola) |
| Samuel, Jim (1960) | LG | 6-1 | 198 | Quakertown, PA (Quakertown) | Smith, Dennis (1977,78,79,80) | S | 6-3 | 205 | Santa Monica (Santa Monica) |
| Sanbrano, Al (1950,51) | G | 5-10 | 205 | Pomona (Pomona) | Smith, Ernest (1930,31,32) | T | 6-2 | 215 | Los Angeles (Gardena) |
| Sanchez, Armando (1962,63) | C-DB | 5-11 | 200 | Phoenix, AZ (Union/Phoenix College) | Smith, George (1925) | C | 5-8 | 184 | Los Angeles (Lincoln) |
| Sanchez, Mark (2006,07,08) | QB | 6-3 | 225 | Mission Viejo (Mission Viejo) | Smith, Harry E. (1937,38,39) | LG | 5-11 | 218 | Ontario (Chaffey) |
| Sanders, Robert H. (1934,35,36) | RG | 5-10 | 205 | San Diego (San Diego) | Smith, Herbert (1917) | | | | |
| Sanford, Anthony (1995,96) | DT | 6-5 | 285 | Compton (Compton/Pasadena CC) | Smith, J.R. (1892) | | | | |
| Sangster, William (1937,38,39) | FB | 5-9 | 170 | Pasadena (Muir) | Smith, James (1918,19,20,21) | RE | | | 168 |
| Sarao, Anthony (2012,13,14,15) | ILB | 6-0 | 235 | Atlantic City, NJ (Holy Spirit) | Smith, Jeff (1964,65) | DE | 6-1 | 236 | Long Beach (Long Beach Poly/Long Beach CC) |
| Sargent, Hugh (1941) | LG | 5-10 | 190 | Huntington Park (St. Agnes) | Smith, Joe W. (1923,24) | E | | | 140 |
| Sartz, Dallas (2002,03,04,05,06) | LB-S | 6-5 | 240 | Granite Bay (Granite Bay) | Smith, Malcolm (2007,08,09,10) | LB | 6-1 | 225 | Northridge (Taft) |
| Saunders, Russell (1927,28,29) | FB | 5-8 | 175 | San Diego (San Diego) | Smith, Mike (1973,74) | OG | 6-3 | 228 | Montebello (Montebello) |
| Scarpace, Mike (1965,66,67) | OG-DT | 6-1 | 250 | Van Nuys (Birmingham/Los Angeles Valley College) | Smith, Pat (1996) | C-SNP | 6-5 | 275 | La Mesa (Helix) |
| Schabre, Gus (1922) | G | | | | Smith, R. (1910) | RG | | | |
| Schaub, Alvin (1926,27,28) | HB | 6-3 | 190 | Santa Monica (Santa Monica) | Smith, Robert (1934) | FB | 6-0 | 195 | Inglewood (Chaffey/Chaffey JC) |
| Scheving, Albert (1925,26,27) | T | 5-11 | 188 | San Diego (San Diego) | Smith, Roy (1954) | RT | 6-4 | 212 | Blytheville, AR (Blytheville) |
| Schindler, Ambrose (1936,37,39) | QB | 5-9 | 186 | San Diego (San Diego) | Smith, Sid (1968,69) | OT | 6-4 | 267 | Long Beach (Long Beach Wilson) |
| Schlossberg, Nick (2014) | SNP-ILB | 6-0 | 215 | San Diego (La Jolla Country Day) | Smith, Solly (1918) | HB | 5-9 | 165 | Los Angeles (Manual Arts) |
| Schmidt, Denny (1962) | C | 6-2 | 210 | Bakersfield (Bakersfield) | Smith, Stanley (1932) | G | 6-0 | 179 | Los Angeles (Manual Arts) |
| Schmidt, Hank (1955) | PT | 6-4 | 237 | Los Angeles (Fremont/East Los Angeles JC) | Smith, Steve (2003,04,05,06) | WR | 6-0 | 200 | Canoga Park (Taft) |
| Schmidt, Wyatt (2016,17,18) | HLD-SNP-PK | 6-3 | 205 | Inver Grove Heights, MN (St. Thomas Academy) | Smith, Tody (1969,70) | DT | 6-5 | 247 | Beaumont, TX (Charlton-Pollard/Michigan St.) |
| Schneider, Dean (1949,50,51) | QB | 6-0 | 198 | Los Angeles (Dorsey) | Smith, Tyron (2008,09,10) | OT | 6-5 | 280 | Moreno Valley (Rancho Verde) |
| Schuhmacher, John (1976,77) | OT | 6-5 | 275 | Pasadena (Arcadia) | Smith, Wili (2005) | WR | 6-1 | 200 | Rancho Palos Verdes (Peninsula) |
| Schultz, Bill (1989) | OT | 6-5 | 285 | Granada Hills (Kennedy/Glendale CC) | Smith, Zach (2013,14,15,16) | SNP | 6-1 | 220 | Redwood City (Menlo School) |
| Schutte, George (1946,47,48) | RT | 6-2 | 210 | San Diego (San Diego) | Smith-Schuster, JuJu (2014,15,16) | WR | 6-2 | 220 | Long Beach (Long Beach Poly) |
| Schweiger, Jeff (2004,05,06) | DE | 6-4 | 255 | San Jose (Valley Christian) | Smutz, Huber (1923) | C | | | 160 |
| Scoggins, Eric (1977,78,79,80) | OLB | 6-3 | 215 | Inglewood (Inglewood) | Snow, Jim (1966,67,68) | LB | 5-10 | 221 | San Diego (San Diego) |
| Scott, Dan (1966,67,68) | FB | 5-10 | 207 | Pico Rivera (El Rancho/Cerritos JC) | Snyder, Ed N. (1937) | E | 5-11 | 180 | St. Louis, MO (Western Military) |
| Scott, Joe (1945,50) | HB | 5-10 | 260 | El Monte (El Monte) | Snyder, Jim (1947) | RG | 5-8 | 205 | Taft (Taft) |
| Scott, Joel (1989,90,91,92) | SE | 6-2 | 110 | Houston, TX (Willowridge) | Sogge, Steve (1967,68) | QB | 5-10 | 170 | Gardena (Gardena) |
| Scott, Raymond (2018) | ILB | 6-2 | 230 | Harbor City (Narbonne) | Sohn, Ben (1938,39,40) | RG | 6-3 | 226 | San Diego (San Diego) |
| Scott, Walter (1923,24,25) | | | | (Manual Arts) | Solter, Andrew Ford (1923,24) | | | | (Hollywood) |
| | | | | | Souers, Glenn (1950) | FB | 5-11 | 180 | Moorhead, MN (Moorhead) |
| | | | | | Soward, R. Jay (1996,97,98,99) | WR | 5-11 | 175 | Rialto (Fontana) |
| | | | | | Spanos, Matt (2004,05,07) | C-OT | 6-5 | 305 | Corona (Corona) |



ALL-TIME LETTERWINNERS

| | | |
|---|----------|--|
| - W - | | |
| Wachholtz, Kyle [1992,93,95] | QB | 6-5 220 Corona [Norco] |
| Waddell, Don [1945] | RT | 5-11 220 Rosemead [El Monte/Pasadena JC] |
| Wagner, Lowell [1941,42] | FB | 6-0 176 Gardena [Gardena] |
| Walker, Audrey [2011,12,13,14] | OT-OG | 6-6 315 Cleveland, OH [Glenville] |
| Walker, Brad [2004,05,06,07] | WR | 6-2 215 Tustin [Foothill] |
| Walker, Glen [1975,76] | P-PK | 6-1 220 Gardena [Gardena/Harbor JC] |
| Walker, Jim [1964,65] | LB-G | 6-2 210 Los Angeles [Hadley Tech, St. Louis, MD/Los Angeles CC] |
| Walker, John [2002,03,04,05] | CB-S-WR | 6-1 200 North Hills [Birmingham] |
| Walker, Tommy [1947] | PK | 5-10 185 Los Angeles [Black-Foxe] |
| Wall, Fred Willard [1944] | RG | 5-9 190 Porterville [Porterville] |
| Wall, John [2000] | PK | 5-8 175 Encino [Birmingham] |
| Wallace, Henry [1998,99,2000] | LB | 6-2 210 Inglewood [Bishop Montgomery] |
| Wallace, Kenneth [1907,08,09,10] | LE | 6-1 180 Stockton [Lincoln] |
| Wallace, Larry [1989,90,91,92] | FL-SE | 6-3 280 Santa Ana [Foothill] |
| Walsh, Joe [1985,87,88] | OG-NG-OG | 6-1 280 Arlington, TX [Lamar] |
| Walters, Shawn [1993,94,95,96] | RB | 6-0 225 |
| Walton, [1917] | | |
| Wandler, Ian [2009] | TE | 6-4 270 Hermosa Beach [Mira Costa/El Camino JC] |
| Warburton, Irvine [Cotton] [1932,33,34] | QB | 5-6 148 San Diego [San Diego] |
| Ward, Herb [1978,79] | CB | 5-10 190 San Francisco [Balboa/San Francisco CC] |
| Ward, John [1927,28,29] | T | 6-2 190 Garden Grove [Garden Grove] |
| Wardlow, Jason [2001] | DE | 6-5 240 Upland [Upland] |
| Ware, Aca/Cedric [2015,16,17,18] | TB | 6-0 205 DeSoto, TX [Cedar Hill] |
| Ware, Scott [2004,05] | S | 6-2 215 Santa Rosa [Montgomery/Santa Rosa JC] |
| Ware, Timmie [1982,83,84] | FL | 5-11 180 Compton [Centennial] |
| Washington, Al [1985] | FL-SE | 6-1 180 Carson [Carson/Long Beach CC] |
| Washington, Chauncey [2003,06,07] | TB | 6-1 220 Torrance [South Torrance] |
| Washington, Dave [1960] | RE | 6-3 208 Oroville [Oroville/Santa Monica CC] |
| Washington, Delon [1994,95,96,97] | RB-TB | 5-11 205 Dallas, TX [Kimball] |
| Washington, Gerald [2007,08] | DE-TE | 6-6 255 Vallejo [Vallejo/Chaffey JC] |
| Washington, Marlon [1987,88,89] | SE | 6-0 195 Kansas City, KS [Schlagle] |
| Washmera, Ray [1971,72,73] | FB | 6-1 212 San Fernando [St. Ignatius] |
| Watkins, Travis [2002,03,04] | OG | 6-3 305 La Mesa [Helix] |
| Watts, Elbert [1985] | CB | 6-2 205 Carson [Venice/U of Oklahoma/Santa Monica CC] |
| Wayahn, Elmer [1918,22,23] | FB | 154 [Lincoln] |
| Weaver, Charlie [1969,70] | DE | 6-2 214 Richmond [Richmond/Arizona Western College] |
| Webb, David [1989,90,91,92] | DT-OLB | 6-4 225 Irvine [Irvine] |
| Webb, James [1932,33,34] | RHB | 5-10 176 Shelbyville, TN |
| Webb, John [1904] | RT | |
| Webb, Lee [2001,02,03,04] | FB-LB | 6-0 240 Inglewood [Crenshaw] |
| Weber, Scott [1971] | DE | 6-5 220 Modesto [Modesto] |
| Weber, Tom [1952,53] | LT | 6-2 210 Canton, OH [McKinley] |
| Webster, Steven [1985,86,87,88] | TB | 5-10 190 San Diego [Helix] |
| Weddle, L.V. [1924] | QB | |
| Weeks, Chuck [1951,52] | RT | 6-2 221 Columbus, OH [West] |
| Wehba, Ray [1936,37,38] | LE | 5-11 186 Oklahoma City, OK [Central] |
| Weiss, Andrew [2008] | DE | 6-9 230 San Marino [San Marino/Pasadena CC/UC San Diego] |
| Weiss, Benjamin [1916,17] | RG | 5-11 162 [Denison Academy] |
| Welch, Harry [1951,52] | LHB | 5-10 172 Akron, OH [Kenmore/U of Notre Dame [N]] |
| Welch, Matt [1998,99] | OT-TE | 6-6 300 Orange [Villa Park/Santa Ana JC] |
| Wellman, Gary [1987,88,89,90] | FL | 5-9 175 Westlake Village [Westlake] |
| Wells, Harry III [1964] | RG | 6-1 215 Los Angeles [Manual Arts] |
| Welsh, Lou [1950,51,52] | C-LB | 6-1 194 Steubenville, OH [Austin [TX]] |
| Wenzel, Richie [2017] | C | 6-3 285 Chevy Chase, MD [Our Lady of Good Counsel] |
| Werner, P. [Moose] [1915] | E | |
| West, Patrick [1944] | FB | 6-0 200 [Burggettstown, PA/U of Pittsburgh] |
| West, Troy [1981,82] | S-CB | 6-1 205 West Covina [Covina/Mt. San Antonio JC] |
| Westcott, Clem [1925] | C | 6-3 210 Leonardsville, KS [Leonardsville] |
| Westcott, Jack [1925] | T | 6-3 210 Leonardsville, KS [Leonardsville] |
| Westover, Charles [1905] | | |
| Westphal, Dick [1954] | LT | 6-1 207 Long Beach [Jordan] |
| Wheatley, Pop [1902,03] | FB | |
| Wheeler, Chad [2013,14,15,16] | OT | 6-6 310 Santa Monica [Santa Monica] |
| Wheeler, Harold [1926] | HB | 5-11 174 Phoenix, AZ |
| Whitcomb, Ed [1919] | FB | 164 Monrovia [Monrovia] |
| White, Charles [1976,77,78,79] | TB | 6-0 185 San Fernando [San Fernando] |
| White, Jack [1904] | LHB | |
| White, Kenneth [1921] | E | 150 Hollywood [Hollywood] |
| White, LenDale [2003,04,05] | TB | 6-2 235 Denver, CO [Chatfield] |
| White, Lonnie [1985,86] | FL | 5-11 190 South Belmar, NJ [Asbury Park] |
| White, Oliver [1926] | G | 6-1 190 Nogales, AZ |
| White, Timmy [1980,81,82] | WR | 5-11 185 South Belmar, NJ [Asbury Park] |
| Whitehead, Duane [1943,44,45,46] | FB | 5-11 185 [Bonita] |
| Whitlaw, Ben [1992] | | |
| Whitney, Isaac [2015,16] | WR | 6-3 220 Oklahoma City, OK [Southmoore/Central Oklahoma/Riverside CC] |
| Whittier, Julian [1929] | G | 6-1 235 San Diego [Army-Navy Academy] |
| Wilbur, Robert [1934] | G | 202 Tulare [Tulare] |
| Wilcox, Paul [1919] | RE | 155 Long Beach [Long Beach Poly/Cal Tech] |
| Wilcox, Ralph O. [1928,29,30] | E | 5-11 175 Strathmore [Strathmore] |
| Wilcox, Thomas [1927,28,29] | FB | 5-10 187 Strathmore [Strathmore] |
| Wilder, Glenn [1959] | RE | 6-0 191 Van Nuys [Van Nuys/Valley JC] |
| Willsky, Joe [1934,35,36] | LG | 5-8 188 Los Angeles [Venice] |
| Wiley, Isiah [2011] | CB | 6-1 185 West Monroe, LA [West Monroe/Arizona Western JC] |
| Wilkie, [1916] | | |
| Wilkins, John [1959,60] | LT | 6-4 225 Newport News, VA [Newport News/The Citadel] |
| Willer, Don [1940,41,42] | LT | 6-2 201 Los Angeles [Manual Arts] |
| Willhoite, Elmer [1950,51,52] | RG | 6-1 210 Winton [Merced] |
| Williams, Aaron [1996,97,98,99] | DT-DE | 6-3 280 Hawthorne [Leuzinger] |
| Williams, Brian [1991,92,93,94] | DLB-LB | 6-2 230 Dallas, TX [Bishop Dunne] |
| Williams, Britt [1959,60,61] | RG | 6-1 212 Walnut Creek [Las Lomas] |
| Williams, Carl A. [1897,98,99,1900,01] | RT | |
| Williams, Charles A. [1935,36,37] | RE | 5-11 178 Compton [Compton] |
| Williams, Chase [2018] | CB | 6-2 190 Corona [Roosevelt] |
| Williams, Damian [2008,09] | WR | 6-1 195 Springdale, AR [Springdale/Arkansas] |

| | | |
|---|----------|---|
| Williams, Devon [2018] | WR | 6-4 205 Lancaster [Antelope Valley] |
| Williams, Don [1926,27,28] | QB | 5-9 158 Santa Ana [Santa Ana] |
| Williams, Eric [1975,76] | ILB | 6-2 215 Kansas City, MO [Central] |
| Williams, Hal [1941] | LE | 6-2 187 Glendale [Hoover] |
| Williams, Homer [1964] | FB | 6-1 220 Long Beach [St. Anthony/Long Beach CC] |
| Williams, John [1949,50,51] | HB | 5-10 180 Huntington Park [Huntington Park/Compton College] |
| Williams, Kevin [1977,78,79,80] | WR | 5-9 165 San Fernando [San Fernando] |
| Williams, Kyle [2003,04,05,06] | OT-OG | 6-6 300 Dallas, TX [Highland Park] |
| Williams, Leonard [2012,13,14] | DE-DT | 6-5 300 Daytona Beach, FL [Mainland] |
| Williams, Marv [1981,83] | S | 5-10 184 Colton [Colton] |
| Williams, Michael [1986,87,88,89] | DLB | 6-4 230 Dallas, TX [Pinkston] |
| Williams, Mike [2002,03] | WR | 6-5 230 Tampa, FL [Plant] |
| Williams, Rod [1982,83] | CB | 6-0 195 Los Angeles [Dorsey/El Camino College] |
| Williams, Thomas [2004,05,06,07] | LB-FB | 6-3 235 Vacaville [Vacaville] |
| Williamson, Frank [1931,32,33] | G | 5-11 192 Pittsburg, CA [Pittsburg] |
| Williamson, Jack [1932,33,34] | | |
| Williamson, Stanley [1929,30,31] | C | 6-1 198 Pittsburg, CA [Pittsburg] |
| Willig, Matt [1988,89,90,91] | OG-DT | 6-8 265 La Mirada [St. Paul] |
| Willingham, Charles R. [1929] | FB | 5-11 180 Calexico [Calexico] |
| Willis, Jack [1957] | LH | 5-9 162 San Bernardino [San Bernardino/San Bernardino JC] |
| Willison, Gary [1985,86] | DT | 6-4 255 Burbank [Burbank] |
| Willott, Laird [1954,55,56] | RG | 6-0 205 Glendale [Hoover] |
| Willumson, Don [1945] | RE | 6-1 180 Eagle Rock [Eagle Rock] |
| Willson, Chris [2013] | TE-QB | 6-6 245 West Covina [St. Paul/Wake Forest] |
| Wilson, Alan [1990,91] | ILB-DLB | 6-1 245 Gardena [Carson] |
| Wilson, Ben [1961,62] | FB | 6-0 225 Houston, TX [Carver] |
| Wilson, Charles [1902,03] | LE | |
| Wilson, W. [1916] | C | 140 |
| Wilson, Zach [1999,2000,01,02] | OG-DT | 6-5 300 Bellflower [Mayfair] |
| Winans, Jeff [1972] | DT | 6-4 245 Turlock [Turlock/Modesto JC] |
| Winfield, John Irving [1928,29,30] | G | 5-10 202 Los Angeles [Lincoln] |
| Wing, Paul [1934,35] | FB | 5-10 189 Los Angeles [Pomona] |
| Winslow, Robert E. [1937,38,39] | RE | 6-2 194 Inglewood [Inglewood/Modesto JC] |
| Winslow, Troy [1965,66] | QB | 6-0 180 Inglewood [Inglewood] |
| Winston, Eli'jah [2018] | DLB | 6-3 235 Portland, OR [Central Catholic] |
| Wirching, Carl [1909] | RE | |
| Wittek, Max [2012,13] | QB | 6-4 235 Newport Beach [Ater Dei] |
| Woidneck, Greg [2006,07,08] | P | 6-0 200 Brea [Brea Olinda/Arizona State/Mt. San Antonio JC] |
| Wolf, Joe [1942,43] | C | 6-2 195 Los Angeles [Los Angeles] |
| Wood, Alex [2012,14,15] | PK | 5-10 175 Mercer Island, WA [Mercer Island] |
| Wood, Richard [1972,73,74] | ILB | 6-2 213 Elizabeth, NJ [Jefferson] |
| Wood, Willie [1957,58,59] | QB | 5-9 170 Washington, DC [Armstrong/Coalinga [CA] JC] |
| Woodert, Andre [2003,05] | TB-S | 6-0 220 Los Angeles [Agoura] |
| Woods, Antwaun [2012,13,14,15] | DT | 6-1 320 Los Angeles [Taft] |
| Woods, John [1920] | LG | 175 |
| Woods, LaVale [1994,95,96,97] | RB-FB-TB | 5-7 220 Chandler, AZ [Dobson] |
| Woods, Quincy [1997] | QB | 6-1 185 Richton Park, IL [Rich East] |
| Woods, Ray [1940,41,42] | QB | 5-10 172 San Fernando [San Fernando] |
| Woods, Robert [2010,11,12] | WR | 6-1 190 Carson [Serra] |
| Woodward, James L. [1918,19,20,21] | QB | 135 Venice [Venice] |
| Woolen, Thomas G. [1907] | LT | |
| Work, Telford [1916] | | |
| Worsley, Harry [1924,25] | | |
| Wotkyns, Haskell Robert [Inky] [1932,33,34] | FB | 5-9 175 San Gabriel [Alhambra] |
| Wren, Jim [1996,97] | P | 6-0 220 Yorba Linda [Esperanza/Fullerton JC] |
| Wright, Demetrius [2010,11,12,13] | S-CB | 6-1 195 Corona [Corona] |
| Wright, Eric [2004] | CB | 5-11 190 San Francisco [Riordan] |
| Wright, Foster C. [1895,96,97] | QB | |
| Wright, Manuel [2003,04] | DT | 6-6 290 Compton [Poly] |
| Wright, Shareece [2006,07,08,09,10] | CB | 5-11 185 Colton [Colton] |
| Wyatt, Justin [2002,03,04,05] | CB-WR | 5-10 185 Compton [Dominguez] |
| - Y - | | |
| Yary, Ron [1965,66,67] | DT-DT | 6-5 245 Bellflower [Bellflower/Cerritos JC] |
| Yary, Wayne [1969,70] | OG | 6-2 230 Cerritos [Bellflower] |
| Yatabe, Kyle [2012,13] | LB | 6-0 220 El Segundo [El Segundo/Willamette] |
| Yocum, Sam [1925,26] | | |
| Yoshida, Brent [2007] | WR-S | 5-10 185 Huntington Beach [Huntington Beach/Arizona State] |
| Youel, Curtis [1931,32,33] | C | 6-0 192 Santa Ana [Santa Ana] |
| Young, Adrian [1965,66,67] | LB | 6-1 210 La Mirada [Bishop Amat] |
| Young, Charles [1970,71,72] | TE | 6-4 228 Fresno [Edison] |
| Young, J.E. [1889,92] | HB | |
| Young, John [1968,69] | S | 6-2 187 La Mesa [Helix] |
| Young, Keyshawn "Pie" [2016] | CB | 5-11 175 Miami, FL [Miami Senior] |
| Youngworth, Pat [1889] | C | |
| - Z - | | |
| Zachik, Don [1959,60] | PK | 5-8 155 Linden, NJ [Linden] |
| Zado, Pierre [1998] | S | 6-3 205 Turlock [Central Catholic] |
| Zampese, Ernie [1955,56] | LHB | 5-9 166 Santa Barbara [Santa Barbara] |
| Ziegler, John [1916] | | |
| Zilka, John [2005] | WR | 6-4 200 Lake Forest, IL [Lake Forest] |
| Zimmerman, Dan [1949,51] | E | 6-1 185 Burbank [Burbank] |



USC ASSISTANT COACHES



(1924 to 2018)

- A -
 Mike Ackerley, 1986
 Hobbs Adams, 1935-39
 DeVaughn Alexander, 1996-97
 Chris Allen, 1987-92
 Foster Andersen, 1974-76, 1981-86
 David Anderson, 1980-81
 Scott Anderson, 1983
 Sam Anno, 2005-06
 Bobby April, 1987-90
 Brett Arce, 2016-17
 Jerry Attaway, 1978-79

- B -
 Roy Baker, 1946-50
 Mark Banker, 1996
 Joe Barry, 1995, 2010-11
 Mike Barry, 1993-97
 Sam Barry, 1929-40, 1945-49
 Jeremy Bates, 2009
 John Baxter, 2010-13, 2016-18
 Dick Beam, 1974-75
 Gary Bernardi, 1987-92
 Julie Bescos, 1937-41, 1945
 Fred Borman, 1989
 Ronnie Bradford, 2016-18
 Raymond Brown, 1941
 Jeff Brown, 1989
 Willie Brown, 1968-75
 Larry Bryan, 1969
 Greg Burns, 2002-05
 Keith Burns, 1993-97

- C -
 Shelby Calhoun, 1941-44
 Leo Calland, 1924, 1927-28
 Neil Callaway, 2016-18
 Gordon Campbell, 1926-36
 Mike Carey, 1978-79
 Brennan Carroll, 2002-09
 Tony Caviglia, 1986-87
 George Ceithaml, 1953-56
 Norm Chow, 2001-04
 A.J. Christoff, 2000
 Austin Clark, 2016-17
 Don Clark, 1951-56
 Keary Colbert, 2010, 2018
 William Cole, 1926
 Bob Connelly, 2015
 Bob Cope, 1991-92
 Don Coryell, 1960
 Dick Coury, 1966-68
 Jeff Cravath, 1927-28, 1933-40
 James Cregg, 2010-13
 Ross Cumming, 2012-13

- D -
 Al Davis, 1957-59
 Tim Davis, 2002-04
 Kyle DeVan, 2014
 Aubrey Devine, 1925-36
 George Dickson, 1957
 Dave Doeren, 1998-99
 Don Doll, 1957-58
 Chet Dolley, 1924-25
 Ray Dorr, 1988-92
 Tim Drevno, 2014, 2018

- E -
 Mike Ekeler, 2013
 Bryan Ellis, 2017-18
 Roy Engle, 1946-48
 Ken Evans, 1978

- F -
 Jaron Fairman, 2013-15
 Frank Falks, 1983-86
 Jon Farmerie, 2013
 Dan Ferrigno, 2000
 Craig Fertig, 1965-73, 1975
 Randy Fichtner, 1988
 Bob Fisher, 1942
 Bill Fisk, 1949-56
 Wayne Fontes, 1971-75
 Jethro Franklin, 2005, 2009

- G -
 Glen Galvin, 1943-45
 Willie Mack Garza, 2010
 Ray George, 1946-50, 1958-64, 1972-74
 Joe Gibbs, 1969-70
 Craig Gibson, 1997-98
 Mike Giddings, 1961-65
 Artie Gigantino, 1979-86
 Prentice Gill, 2016-18
 Ted Gilmore, 2011
 Mike Goff, 2015-16
 Marv Goux, 1957-82
 Steve Greatwood, 1998-99
 Daryl Gross, 1986-87
 Trevor Guyton, 2018

- H -
 Paul Hackett, 1976-80
 Charlie Hall, 1960-65
 Mike Haluchak, 1976-77
 Walt Hargesheimer, 1949-52
 Gil Haskell, 1978-82
 John Hazelton, 1986
 Scottie Hazelton, 2012
 Rob Hedequist, 1983
 Mel Hein, 1951-65
 Clay Helton, 2010-15
 Tyson Helton, 2016-17
 Patrick Henderson, 2014-15
 Cliff Herd, 1925-36
 Keith Heyward, 2014-15
 Harry Hiestand, 1987
 Jess Hill, 1946-48
 Bob Hoffman, 1942
 Dave Holden, 1985-86
 Nick Holt, 2001-03, 2006-08
 Hudson Houck, 1976-82
 Sean Howe, 2012
 Rod Humenuik, 1966-70
 Ricky Hunley, 1992-93
 Willis O. Hunter, 1919-36
 Skip Husbands, 1971-76
 Michael Hutchings, 2018

- I -
 Matt Irvin, 2000

- J -
 Hue Jackson, 1997-2000
 John Jackson, 1976-81
 Pete Jenkins, 2013
 Kurt Jones, 1989

- K -
 Jeff Kearin, 1991-94
 Lane Kiffin, 2001-06
 Monte Kiffin, 2010-12
 Sammy Knight, 2010-11
 Phil Krueger, 1966-70

- L -
 Dave Levy, 1960-75
 Don Lindsey, 1971-80, 1993-94
 John Lopes, 1980

- M -
 Joe Margucci, 1954-64
 Rod Marinelli, 1995
 Steve Mariucci, 1986
 John Marshall, 1977-79
 Demetrice Martin, 2006-07
 Tee Martin, 2012-18
 Dennis Matsko, 1988-89
 John Matsko, 1987-91
 Deland McCullough, 2017
 Mike McDonald, 1980-82
 Jeff McInerney, 1996-97
 John McKay, 1959
 Todd McNair, 2004-09
 Bob McNeish, 1937-41, 1945
 Pete McPhail, 1947
 Justin Mesa, 2009, 2011-12
 Murl Miller, 1990-91
 Mike Milligan, 1950
 Paul Minnick, 1925
 Darren Moon, 1983-85
 Bob Moran, 1990
 Pat Morris, 1977, 1983-86
 Jess Mortensen, 1951-55

John Morton, 2007-10
 Steve Morton, 1999-2000
 Wayne Moses, 2001
 Joe Muha, 1951-52

- N -
 Johnny Nansen, 2014-18
 Ken Norton Jr., 2004-09
 Wayne Nunnely, 1991-92

- O -
 Ken O'Brien, 1998-99
 Rich Olson, 1977
 Ed Orgeron, 1998-2004, 2010-13

- P -
 Chuck Pagano, 1984-85
 Bob Palcic, 1992
 Nick Pappas, 1953-56
 Drew Pearson, 2014-15
 Jairo Penaranda, 1987-88
 Clancy Pendergast, 2013, 2016-18
 Larry Petroff, 1998
 Phil Pettey, 1999
 Kennedy (Pol) Polamalu, 2000-03, 2010-12
 Norm Pollom, 1960
 Ron Ponciano, 1987-88
 Tim Prukop, 1994-95
 Russ Purnell, 1982-84

- R -
 Benny Rapp, 1984
 Walt Ransom, 1981-82
 Donnie Rea, 1983-86
 Kris Richard, 2008-09
 Mike Riley, 1993-96
 David Robinson, 1993-97
 John Robinson, 1972-74
 Mike Robinson, 1980
 Tommie Robinson, 2013, 2016
 Tom Roggeman, 1987-92
 Yogi Roth, 2007-08
 Pat Ruel, 2005-09

- S -
 Marvin Sanders, 2012
 Mike Sanford, 1977, 1989-96
 Steve Sarkisian, 2001-03, 2005-08
 Brian Schneider, 2009
 Brian Schottenheimer, 2000
 Jim Sears, 1959
 Rocky Seto, 2001-09
 Ken Sharrar, 1986
 Gus Shaver, 1940-45
 Nate Shaw, 1980-86
 Clarence Shelmon, 1987-90
 Peter Sirmom, 2014-15
 R.C. Slocum, 1981
 Shawn Slocum, 1998-99
 Dennis Slutak, 2003-04
 Carl Smith, 2004
 Doug Smith, 1993-97
 Harry Smith, 1949-50
 Bill Snyder, 1966
 Bruce Snyder, 1974-75
 Jim Stangeland, 1965-68
 Harold Steele, 1978-79
 Dane Stevens, 2017-18
 Chuck Stobart, 1987-88
 A.J. Sturzenegger, 1924
 Mike Summers, 2013

- T -
 Francis Tappaan, 1931-32
 Dennis Thurman, 1993-2000
 Bob Titchenal, 1956
 Bob Toledo, 1976-78
 Ted Tollner, 1982
 Marques Tuiasosopo, 2014-15
 Norv Turner, 1976-84
 Ron Turner, 1985-87

- U -
 Kenechi Udeze, 2016-18
 Keith Uperesa, 2001-02
 Tony Uruburu, 1990-91

- V -
 Lenny Vandermade, 2015
 Norm Verry, 1946-48
 Craig VerSteeg, 1984-85


- W -
 DeWayne Walker, 2001
 Dave Wannstedt, 1983-85
 David Watson, 2005-08
 Mark Watson, 1981-82
 Mark Watson, 2012
 Charles White, 1993-97
 Justin Wilcox, 2014-15
 Kyle Williams, 2013
 Chris Wilson, 2014-15
 Kirby Wilson, 2001
 Mike Wilson, 1997-99
 Bob Winslow, 1943-46, 1948
 Derrick Winston, 2000
 Kevin Wolthausen, 1987-92

- Y -
 Pete Yoder, 1970-71
 Bill Young, 1998-2000

- Z -
 Ken Zampese, 1990-91
 John Zinda, 1982



MARV GOUX



JOE GIBBS



NORV TURNER





ANNUAL INDIVIDUAL STAT LEADERS

(includes bowl games)

ANNUAL RUSHING LEADERS

| | | G | TCB | NYG | AVG. |
|------|---------------------|----|-----|------|------|
| 1925 | Mort Kaer | 11 | 105 | 576 | 5.5 |
| 1926 | Mort Kaer | 8 | 155 | 852 | 5.5 |
| 1927 | Morley Drury | 9 | 223 | 1163 | 5.2 |
| 1928 | Don Williams | 8 | 173 | 681 | 3.9 |
| 1929 | Russ Saunders | 11 | 185 | 972 | 5.3 |
| 1930 | Orv Mohler | 10 | 145 | 983 | 6.8 |
| 1931 | Gus Shaver | 11 | 199 | 936 | 4.7 |
| 1932 | Cotton Warburton | 10 | 115 | 420 | 3.7 |
| 1933 | Cotton Warburton | 11 | 149 | 885 | 5.9 |
| 1934 | Inky Wotkyns | 10 | 133 | 588 | 4.4 |
| 1935 | Nick Pappas | 10 | 102 | 414 | 4.1 |
| 1936 | Davie Davis | 9 | 141 | 501 | 3.6 |
| 1937 | Amby Schindler | 8 | 134 | 599 | 4.5 |
| 1938 | Grenny Lansdell | 11 | 118 | 462 | 3.9 |
| 1939 | Grenny Lansdell | 10 | 154 | 742 | 4.8 |
| 1940 | Bobby Robertson | 8 | 146 | 667 | 4.6 |
| 1941 | Bobby Robertson | 9 | 120 | 483 | 4.0 |
| 1942 | Mickey McCardle | 11 | 96 | 413 | 4.3 |
| 1943 | Eddie Saenz | 10 | 71 | 445 | 6.3 |
| 1944 | Don Burnside (Doll) | 10 | 70 | 428 | 6.1 |
| 1945 | Ted Tannehill | 11 | 99 | 574 | 5.8 |
| 1946 | Art Battle | 9 | 69 | 296 | 4.3 |
| 1947 | Don Doll | 9 | 57 | 246 | 4.3 |
| 1948 | Don Doll | 10 | 67 | 265 | 3.9 |
| 1949 | Bill Martin | 9 | 128 | 357 | 2.8 |
| 1950 | Al Carmichael | 9 | 103 | 514 | 5.0 |
| 1951 | Frank Gifford | 10 | 195 | 841 | 4.3 |
| 1952 | Leon Sellers | 11 | 103 | 386 | 3.7 |
| 1953 | Aramis Dandoy | 9 | 113 | 578 | 5.1 |
| 1954 | Jon Arnett | 11 | 96 | 601 | 6.3 |
| 1955 | Jon Arnett | 10 | 141 | 672 | 4.8 |
| 1956 | C. R. Roberts | 10 | 140 | 775 | 5.5 |
| 1957 | Rex Johnston | 10 | 74 | 304 | 4.1 |
| 1958 | Don Buford | 10 | 64 | 306 | 4.8 |
| 1959 | Jerry Traynham | 10 | 123 | 583 | 4.7 |
| 1960 | Hal Tobin | 9 | 61 | 318 | 5.2 |
| 1961 | Ben Wilson | 10 | 139 | 619 | 4.6 |
| 1962 | Willie Brown | 11 | 88 | 574 | 6.5 |
| 1963 | Mike Garrett | 10 | 128 | 833 | 6.5 |
| 1964 | Mike Garrett | 10 | 217 | 948 | 4.4 |
| 1965 | Mike Garrett | 10 | 267 | 1440 | 5.4 |
| 1966 | Don McCall | 10 | 127 | 560 | 4.4 |
| 1967 | O.J. Simpson | 10 | 291 | 1543 | 5.3 |
| 1968 | O.J. Simpson | 11 | 383 | 1880 | 4.9 |
| 1969 | Clarence Davis | 11 | 297 | 1351 | 4.5 |
| 1970 | Clarence Davis | 11 | 214 | 972 | 4.5 |
| 1971 | Lou Harris | 11 | 167 | 801 | 4.8 |
| 1972 | Anthony Davis | 12 | 207 | 1191 | 5.8 |
| 1973 | Anthony Davis | 12 | 276 | 1112 | 4.0 |
| 1974 | Anthony Davis | 12 | 301 | 1421 | 4.7 |
| 1975 | Ricky Bell | 12 | 385 | 1957 | 5.1 |
| 1976 | Ricky Bell | 11 | 280 | 1433 | 5.1 |
| 1977 | Charles White | 12 | 285 | 1478 | 5.2 |
| 1978 | Charles White | 13 | 374 | 1859 | 5.0 |
| 1979 | Charles White | 11 | 332 | 2050 | 6.2 |
| 1980 | Marcus Allen | 10 | 354 | 1563 | 4.4 |
| 1981 | Marcus Allen | 12 | 433 | 2427 | 5.6 |
| 1982 | Todd Spencer | 10 | 141 | 596 | 4.4 |
| 1983 | Michael Harper | 10 | 151 | 685 | 4.5 |
| 1984 | Fred Crutcher | 12 | 307 | 1155 | 3.8 |
| 1985 | Ryan Knight | 9 | 195 | 732 | 3.8 |
| 1986 | Ryan Knight | 12 | 148 | 536 | 3.6 |
| 1987 | Steven Webster | 10 | 239 | 1109 | 4.6 |
| 1988 | Aaron Emanuel | 7 | 108 | 545 | 5.1 |
| 1989 | Ricky Ervins | 12 | 269 | 1395 | 5.2 |
| 1990 | Mazio Royster | 11 | 235 | 1168 | 5.0 |
| 1991 | Deon Strother | 11 | 129 | 614 | 4.8 |
| 1992 | Estrus Crayton | 12 | 183 | 700 | 3.8 |
| 1993 | Shawn Walters | 13 | 156 | 711 | 4.6 |
| 1994 | Shawn Walters | 11 | 193 | 976 | 5.1 |
| 1995 | Delon Washington | 12 | 236 | 1109 | 4.7 |
| 1996 | LaVale Woods | 12 | 119 | 601 | 5.1 |
| 1997 | Delon Washington | 11 | 125 | 444 | 3.6 |
| 1998 | Chad Morton | 11 | 199 | 985 | 4.9 |
| 1999 | Chad Morton | 12 | 262 | 1141 | 4.4 |
| 2000 | Sultan McCullough | 12 | 227 | 1163 | 5.1 |
| 2001 | Sultan McCullough | 6 | 115 | 410 | 3.6 |
| 2002 | Sultan McCullough | 13 | 179 | 814 | 4.5 |
| 2003 | LenDale White | 13 | 141 | 754 | 5.3 |
| 2004 | LenDale White | 13 | 203 | 1103 | 5.4 |
| 2005 | Reggie Bush* | 13 | 200 | 1740 | 8.7 |
| 2006 | Chauncey Washington | 13 | 157 | 744 | 4.7 |
| 2007 | Chauncey Washington | 12 | 195 | 969 | 5.0 |
| 2008 | Stafon Johnson | 13 | 138 | 705 | 5.1 |
| 2009 | Joe McKnight | 12 | 164 | 1014 | 6.2 |
| 2010 | Marc Tyler | 13 | 171 | 913 | 5.3 |
| 2011 | Curtis McNeal | 12 | 145 | 1005 | 6.9 |
| 2012 | Silas Redd | 12 | 167 | 905 | 5.4 |
| 2013 | Javorius Allen | 14 | 135 | 785 | 5.8 |

| | | | | | |
|------|-----------------|----|-----|------|-----|
| 2014 | Javorius Allen | 13 | 276 | 1489 | 5.4 |
| 2015 | Ronald Jones II | 14 | 153 | 987 | 6.5 |
| 2016 | Ronald Jones II | 13 | 177 | 1082 | 6.1 |
| 2017 | Ronald Jones II | 13 | 261 | 1550 | 5.9 |
| 2018 | Aca/Cedric Ware | 12 | 125 | 825 | 6.6 |

*Participation later vacated due to NCAA penalty

ANNUAL PASSING LEADERS

| | G | PA | PC | INT | Pct. | NYG | TD | |
|------|--------------------|----|-----|-----|------|-------|------|----|
| 1937 | Grenny Lansdell | 9 | 63 | 28 | 0 | 44.4% | 310 | 4 |
| 1938 | Grenny Lansdell | 10 | 112 | 44 | 6 | 39.3% | 458 | 2 |
| 1939 | Grenny Lansdell | 10 | 85 | 42 | 6 | 49.4% | 479 | 2 |
| 1940 | Bob Peoples | 9 | 63 | 21 | 2 | 33.3% | 479 | 2 |
| 1941 | Bobby Robertson | 9 | 73 | 33 | 8 | 45.2% | 530 | 3 |
| 1942 | Mickey McCardle | 11 | 55 | 24 | 4 | 43.6% | 395 | 5 |
| 1943 | Jim Hardy | 10 | 71 | 33 | 3 | 46.7% | 516 | 6 |
| 1944 | Jim Hardy | 10 | 117 | 58 | 9 | 49.5% | 739 | 10 |
| 1945 | Jerry Bowman | 11 | 64 | 29 | 9 | 45.3% | 401 | 2 |
| 1946 | Mickey McCardle | 9 | 74 | 39 | 7 | 52.7% | 490 | 1 |
| 1947 | Jim Powers | 10 | 94 | 50 | 7 | 53.2% | 603 | 5 |
| 1948 | Jim Powers | 10 | 106 | 49 | 5 | 46.2% | 511 | 2 |
| 1949 | Jim Powers | 9 | 148 | 87 | 11 | 58.8% | 1215 | 12 |
| 1950 | Wilbur Robertson | 9 | 106 | 50 | 8 | 47.2% | 481 | 1 |
| 1951 | Dean Schneider | 10 | 106 | 48 | 3 | 45.3% | 606 | 0 |
| 1952 | Jim Sears | 11 | 102 | 48 | 8 | 47.0% | 712 | 8 |
| 1953 | Aramis Dandoy | 9 | 55 | 24 | 10 | 43.6% | 242 | 1 |
| 1954 | Jim Contratto | 12 | 79 | 32 | 7 | 40.5% | 702 | 9 |
| 1955 | Jim Contratto | 10 | 52 | 22 | 5 | 42.3% | 406 | 5 |
| 1956 | Frank Hall | 5 | 23 | 10 | 1 | 43.5% | 196 | 2 |
| 1957 | Tom Maudlin | 9 | 100 | 48 | 8 | 48.0% | 552 | 0 |
| 1958 | Tom Maudlin | 10 | 95 | 41 | 15 | 43.2% | 535 | 4 |
| 1959 | Ben Charles | 10 | 46 | 20 | 3 | 43.5% | 348 | 4 |
| 1960 | Bill Nelsen | 8 | 72 | 29 | 3 | 40.3% | 446 | 3 |
| 1961 | Bill Nelsen | 10 | 86 | 39 | 5 | 45.3% | 683 | 4 |
| 1962 | Pete Beathard | 11 | 107 | 54 | 1 | 50.5% | 948 | 10 |
| 1963 | Pete Beathard | 10 | 140 | 66 | 7 | 47.0% | 944 | 5 |
| 1964 | Craig Fertig | 10 | 209 | 109 | 10 | 52.0% | 1671 | 11 |
| 1965 | Troy Winslow | 10 | 127 | 78 | 9 | 61.0% | 1019 | 11 |
| 1966 | Troy Winslow | 11 | 138 | 82 | 5 | 59.0% | 1023 | 6 |
| 1967 | Steve Sogge | 11 | 151 | 75 | 7 | 49.0% | 1032 | 7 |
| 1968 | Steve Sogge | 11 | 207 | 122 | 9 | 59.0% | 1454 | 9 |
| 1969 | Jimmy Jones | 11 | 209 | 88 | 10 | 42.0% | 1220 | 13 |
| 1970 | Jimmy Jones | 11 | 234 | 121 | 5 | 52.3% | 1877 | 10 |
| 1971 | Jimmy Jones | 11 | 161 | 89 | 10 | 55.3% | 995 | 7 |
| 1972 | Mike Rae | 12 | 199 | 114 | 12 | 56.8% | 1754 | 5 |
| 1973 | Pat Haden | 12 | 247 | 137 | 11 | 55.5% | 1832 | 13 |
| 1974 | Pat Haden | 12 | 149 | 70 | 11 | 47.0% | 988 | 13 |
| 1975 | Vince Evans | 9 | 112 | 35 | 9 | 31.3% | 695 | 3 |
| 1976 | Vince Evans | 12 | 177 | 95 | 6 | 53.7% | 1440 | 10 |
| 1977 | Rob Hertel | 12 | 245 | 132 | 18 | 53.8% | 2145 | 19 |
| 1978 | Paul McDonald | 12 | 203 | 115 | 7 | 56.7% | 1690 | 19 |
| 1979 | Paul McDonald | 12 | 264 | 164 | 6 | 62.1% | 2223 | 18 |
| 1980 | Gordon Adams | 9 | 179 | 104 | 7 | 58.1% | 1237 | 7 |
| 1981 | John Mazur | 12 | 194 | 93 | 5 | 47.9% | 1128 | 7 |
| 1982 | Sean Salisbury | 7 | 142 | 82 | 5 | 57.7% | 1062 | 6 |
| 1983 | Sean Salisbury | 11 | 248 | 142 | 9 | 57.3% | 1882 | 10 |
| 1984 | Tim Green | 10 | 224 | 116 | 8 | 51.9% | 1448 | 5 |
| 1985 | Sean Salisbury | 9 | 172 | 98 | 4 | 57.0% | 1180 | 6 |
| 1986 | Rodney Peete | 12 | 305 | 160 | 15 | 52.5% | 2138 | 10 |
| 1987 | Rodney Peete | 12 | 332 | 197 | 12 | 59.3% | 2709 | 21 |
| 1988 | Rodney Peete | 12 | 359 | 223 | 12 | 62.1% | 2812 | 18 |
| 1989 | Todd Marinovich | 12 | 352 | 219 | 13 | 62.2% | 2578 | 16 |
| 1990 | Todd Marinovich | 12 | 322 | 196 | 12 | 60.9% | 2423 | 13 |
| 1991 | Reggie Perry | 10 | 255 | 131 | 12 | 51.4% | 1574 | 3 |
| 1992 | Rob Johnson | 12 | 285 | 163 | 14 | 57.2% | 2118 | 12 |
| 1993 | Rob Johnson | 13 | 449 | 308 | 6 | 68.6% | 3630 | 29 |
| 1994 | Rob Johnson | 10 | 276 | 186 | 6 | 67.4% | 2499 | 15 |
| 1995 | Brad Otton | 11 | 256 | 159 | 4 | 62.1% | 1923 | 14 |
| 1996 | Brad Otton | 12 | 370 | 196 | 10 | 53.0% | 2649 | 20 |
| 1997 | John Fox | 11 | 280 | 153 | 8 | 54.6% | 1940 | 12 |
| 1998 | Carson Palmer | 13 | 235 | 130 | 6 | 55.3% | 1755 | 7 |
| 1999 | Mike Van Raaphorst | 8 | 258 | 139 | 9 | 53.9% | 1758 | 8 |
| 2000 | Carson Palmer | 12 | 415 | 228 | 18 | 54.9% | 2914 | 16 |
| 2001 | Carson Palmer | 12 | 377 | 221 | 12 | 58.6% | 2717 | 13 |
| 2002 | Carson Palmer | 13 | 489 | 309 | 10 | 63.2% | 3942 | 33 |
| 2003 | Matt Leinart | 13 | 402 | 255 | 9 | 63.4% | 3556 | 38 |
| 2004 | Matt Leinart | 13 | 412 | 269 | 6 | 65.3% | 3322 | 33 |
| 2005 | Matt Leinart | 13 | 431 | 283 | 8 | 65.7% | 3815 | 29 |
| 2006 | John David Booty | 13 | 436 | 269 | 9 | 61.7% | 3347 | 28 |
| 2007 | John David Booty | 10 | 340 | 215 | 10 | 63.2% | 2361 | 23 |
| 2008 | Mark Sanchez | 13 | 366 | 241 | 10 | 65.8% | 3207 | 34 |
| 2009 | Matt Barkley | 12 | 352 | 211 | 14 | 59.9% | 2735 | 15 |
| 2010 | Matt Barkley | 12 | 377 | 236 | 12 | 62.6% | 2791 | 26 |
| 2011 | Matt Barkley | 12 | 446 | 308 | 7 | 69.1% | 3528 | 39 |
| 2012 | Matt Barkley | 11 | 387 | 246 | 15 | 63.6% | 3273 | 36 |
| 2013 | Cody Kessler | 14 | 361 | 236 | 7 | 65.4% | 2968 | 20 |
| 2014 | Cody Kessler | 13 | 452 | 315 | 5 | 69.7% | 3826 | 39 |
| 2015 | Cody Kessler | 14 | 446 | 298 | 7 | 66.8% | 3536 | 29 |
| 2016 | Sam Darnold | 13 | 366 | 246 | 9 | 67.2% | 3086 | 31 |
| 2017 | Sam Darnold | 14 | 480 | 303 | 13 | 63.1% | 4143 | 26 |
| 2018 | JT Daniels | 11 | 363 | 216 | 10 | 59.5% | 2672 | 14 |



ANNUAL TOTAL OFFENSE LEADERS

| | | G | PLAYS | RUSH | PASS | TOTAL |
|------|--------------------|----|-------|------|------|-------|
| 1937 | Amby Schindler | 8 | 175 | 599 | 259 | 868 |
| 1938 | Grenny Lansdell | 10 | 230 | 462 | 458 | 920 |
| 1939 | Grenny Lansdell | 10 | 239 | 742 | 479 | 1221 |
| 1940 | Bobby Robertson | 8 | 170 | 667 | 88 | 755 |
| 1941 | Bobby Robertson | 9 | 193 | 447 | 530 | 977 |
| 1942 | Mickey McCardle | 11 | 151 | 413 | 395 | 808 |
| 1943 | Jim Hardy | 10 | 110 | 9 | 516 | 525 |
| 1944 | Jim Hardy | 10 | 164 | 117 | 739 | 856 |
| 1945 | Ted Tannehill | 11 | 99 | 574 | 0 | 574 |
| 1946 | Mickey McCardle | 9 | 109 | 161 | 490 | 641 |
| 1947 | Jim Powers | 10 | 145 | 93 | 603 | 696 |
| 1948 | Jim Powers | 10 | 150 | 18 | 511 | 529 |
| 1949 | Jim Powers | 9 | 185 | -1 | 1215 | 1214 |
| 1950 | Wilbur Robertson | 9 | 163 | 103 | 481 | 584 |
| 1951 | Frank Gifford | 10 | 256 | 841 | 303 | 1144 |
| 1952 | Jim Sears | 11 | 235 | 318 | 712 | 1030 |
| 1953 | Aramis Dandoy | 9 | 168 | 578 | 242 | 820 |
| 1954 | Jim Contratto | 12 | 105 | 74 | 702 | 776 |
| 1955 | Jon Arnett | 10 | 166 | 672 | 150 | 822 |
| 1956 | C. R. Roberts | 10 | 123 | 775 | 29 | 804 |
| 1957 | Tom Maudlin | 9 | 153 | 60 | 552 | 612 |
| 1958 | Tom Maudlin | 10 | 168 | 164 | 533 | 699 |
| 1959 | Jerry Traynham | 10 | 123 | 583 | 0 | 583 |
| 1960 | Bill Nelsen | 8 | 162 | 186 | 446 | 632 |
| 1961 | Bill Nelsen | 10 | 182 | 152 | 683 | 835 |
| 1962 | Pete Beathard | 11 | 207 | 290 | 948 | 1238 |
| 1963 | Pete Beathard | 10 | 207 | 92 | 944 | 1036 |
| 1964 | Craig Fertig | 10 | 248 | 24 | 1671 | 1695 |
| 1965 | Mike Garrett | 10 | 271 | 1440 | 42 | 1482 |
| 1966 | Troy Winslow | 11 | 205 | 91 | 1023 | 1114 |
| 1967 | O. J. Simpson | 10 | 297 | 1543 | 33 | 1576 |
| 1968 | O. J. Simpson | 11 | 388 | 1880 | 15 | 1895 |
| 1969 | Clarence Davis | 11 | 297 | 1351 | 0 | 1351 |
| 1970 | Jimmy Jones | 11 | 293 | 59 | 1877 | 1936 |
| 1971 | Jimmy Jones | 11 | 248 | 267 | 995 | 1262 |
| 1972 | Mike Rae | 12 | 281 | 247 | 1754 | 2001 |
| 1973 | Pat Haden | 12 | 334 | 156 | 1832 | 1988 |
| 1974 | Anthony Davis | 12 | 302 | 1421 | 9 | 1430 |
| 1975 | Ricky Bell | 12 | 385 | 1957 | 0 | 1957 |
| 1976 | Vince Evans | 12 | 252 | 86 | 1440 | 1526 |
| 1977 | Rob Hertel | 12 | 284 | -92 | 2145 | 2053 |
| 1978 | Charles White | 13 | 375 | 1859 | -5 | 1854 |
| 1979 | Paul McDonald | 12 | 298 | -74 | 2223 | 2149 |
| 1980 | Marcus Allen | 10 | 356 | 1563 | 57 | 1620 |
| 1981 | Marcus Allen | 12 | 435 | 2427 | 0 | 2427 |
| 1982 | Sean Salisbury | 7 | 172 | -90 | 1062 | 972 |
| 1983 | Sean Salisbury | 11 | 293 | -166 | 1882 | 1716 |
| 1984 | Tim Green | 10 | 273 | -24 | 1448 | 1424 |
| 1985 | Sean Salisbury | 9 | 202 | -72 | 1180 | 1108 |
| 1986 | Rodney Peete | 12 | 408 | 124 | 2138 | 2262 |
| 1987 | Rodney Peete | 12 | 402 | 145 | 2709 | 2854 |
| 1988 | Rodney Peete | 12 | 427 | 68 | 2812 | 2880 |
| 1989 | Todd Marinovich | 12 | 416 | 39 | 2578 | 2617 |
| 1990 | Todd Marinovich | 12 | 378 | -192 | 2423 | 2231 |
| 1991 | Reggie Perry | 10 | 360 | 254 | 1574 | 1828 |
| 1992 | Rob Johnson | 12 | 379 | -114 | 2118 | 2004 |
| 1993 | Rob Johnson | 13 | 530 | -205 | 3630 | 3425 |
| 1994 | Rob Johnson | 10 | 343 | -235 | 2499 | 2264 |
| 1995 | Brad Otton | 11 | 278 | -17 | 1923 | 1906 |
| 1996 | Brad Otton | 12 | 411 | -186 | 2649 | 2463 |
| 1997 | John Fox | 11 | 324 | -28 | 1940 | 1912 |
| 1998 | Carson Palmer | 13 | 282 | -116 | 1755 | 1639 |
| 1999 | Mike Van Raaphorst | 8 | 296 | -169 | 1758 | 1589 |
| 2000 | Carson Palmer | 12 | 478 | 5 | 2914 | 2919 |
| 2001 | Carson Palmer | 12 | 465 | 34 | 2717 | 2751 |
| 2002 | Carson Palmer | 13 | 539 | -122 | 3942 | 3820 |
| 2003 | Matt Leinart | 13 | 434 | -62 | 3556 | 3494 |
| 2004 | Matt Leinart | 13 | 461 | -44 | 3322 | 3278 |
| 2005 | Matt Leinart | 13 | 482 | 36 | 3815 | 3851 |
| 2006 | John David Booty | 13 | 469 | -53 | 3347 | 3294 |
| 2007 | John David Booty | 10 | 363 | -106 | 2361 | 2255 |
| 2008 | Mark Sanchez | 13 | 418 | 16 | 3207 | 3223 |
| 2009 | Matt Barkley | 12 | 397 | -38 | 2735 | 2697 |
| 2010 | Matt Barkley | 12 | 411 | -17 | 2791 | 2774 |
| 2011 | Matt Barkley | 12 | 474 | 14 | 3528 | 3542 |
| 2012 | Matt Barkley | 11 | 412 | -72 | 3273 | 3201 |
| 2013 | Cody Kessler | 14 | 403 | -124 | 2968 | 2844 |
| 2014 | Cody Kessler | 13 | 507 | -152 | 3826 | 3674 |
| 2015 | Cody Kessler | 14 | 507 | -149 | 3536 | 3387 |
| 2016 | Sam Darnold | 13 | 428 | 250 | 3086 | 3336 |
| 2017 | Sam Darnold | 14 | 555 | 83 | 4143 | 4225 |
| 2018 | JT Daniels | 11 | 408 | -149 | 2672 | 2523 |

ANNUAL RECEIVING LEADERS

| | | G | NO. | YDS | AVG. | TD |
|------|---------------|----|-----|-----|------|----|
| 1937 | Bill Sangster | 10 | 10 | 125 | 12.5 | 0 |
| 1938 | Bob Hoffman | 11 | 11 | 112 | 10.2 | 0 |
| 1939 | Bob Peoples | 10 | 16 | 128 | 8.0 | 1 |
| 1940 | Al Krueger | 9 | 9 | 98 | 10.9 | 1 |
| 1941 | Paul Taylor | 9 | 10 | 149 | 14.9 | 0 |
| 1942 | Ralph Heywood | 11 | 12 | 205 | 17.1 | 2 |
| 1943 | Ralph Heywood | 5 | 11 | 196 | 17.8 | 2 |
| 1944 | Gordon Gray | 6 | 12 | 181 | 15.1 | 3 |
| 1945 | Harry Adelman | 11 | 12 | 127 | 10.6 | 2 |
| 1946 | Gordon Gray | 7 | 13 | 168 | 12.9 | 0 |

| | | G | NO. | YDS | AVG. | TD |
|------|---------------------|----|-----|------|------|----|
| 1947 | Mickey McCardle | 9 | 17 | 115 | 6.8 | 1 |
| 1948 | Don Doll | 10 | 15 | 157 | 10.5 | 0 |
| 1949 | Pat Duff | 8 | 21 | 183 | 8.7 | 1 |
| 1950 | Hal Hatfield | 9 | 22 | 192 | 8.7 | 1 |
| 1951 | Dean Schneider | 10 | 13 | 161 | 12.4 | 1 |
| 1952 | Tom Nickoloff | 11 | 25 | 372 | 14.9 | 3 |
| 1953 | Tom Nickoloff | 10 | 16 | 214 | 13.4 | 2 |
| 1954 | Leon Clarke | 9 | 13 | 232 | 17.8 | 0 |
| 1955 | Leon Clarke | 10 | 15 | 215 | 14.3 | 2 |
| 1956 | Tony Ortega | 10 | 7 | 223 | 31.9 | 1 |
| 1957 | Larry Boies | 10 | 14 | 144 | 10.3 | 0 |
| 1958 | Hillard Hill | 10 | 11 | 319 | 29.0 | 5 |
| 1959 | Luther Hayes | 10 | 9 | 179 | 19.9 | 2 |
| | Marlin McKeever | 10 | 9 | 107 | 11.9 | 0 |
| 1960 | Marlin McKeever | 10 | 15 | 218 | 14.5 | 1 |
| 1961 | Hal Bedsole | 10 | 27 | 525 | 19.4 | 6 |
| 1962 | Hal Bedsole | 11 | 33 | 827 | 25.1 | 11 |
| 1963 | Willie Brown | 10 | 34 | 448 | 13.2 | 3 |
| 1964 | Fred Hill | 10 | 33 | 436 | 13.2 | 2 |
| 1965 | Dave Moton | 10 | 29 | 493 | 17.0 | 5 |
| 1966 | Ron Drake | 10 | 52 | 607 | 11.7 | 4 |
| 1967 | Earl McCullough | 11 | 30 | 540 | 18.0 | 5 |
| 1968 | Jim Lawrence | 7 | 26 | 386 | 14.8 | 2 |
| | O.J. Simpson | 11 | 26 | 211 | 8.1 | 0 |
| 1969 | Sam Dickerson | 11 | 24 | 473 | 19.6 | 6 |
| 1970 | Bob Chandler | 11 | 41 | 590 | 14.4 | 3 |
| 1971 | Lynn Swann | 11 | 27 | 305 | 11.3 | 2 |
| 1972 | Charles Young | 12 | 29 | 470 | 16.2 | 3 |
| 1973 | Lynn Swann | 12 | 42 | 714 | 17.0 | 6 |
| 1974 | Johnny McKay | 12 | 34 | 550 | 16.2 | 8 |
| 1975 | Randy Simmrin | 12 | 26 | 478 | 18.4 | 1 |
| 1976 | Shelton Diggs | 12 | 37 | 655 | 17.7 | 8 |
| 1977 | Randy Simmrin | 12 | 41 | 840 | 20.5 | 5 |
| 1978 | Calvin Sweeney | 13 | 32 | 644 | 20.1 | 2 |
| 1979 | Danny Garcia | 12 | 29 | 492 | 17.0 | 3 |
| 1980 | Marcus Allen | 10 | 30 | 231 | 7.7 | 0 |
| 1981 | Marcus Allen | 12 | 34 | 256 | 7.5 | 1 |
| 1982 | Jeff Simmons | 11 | 56 | 973 | 17.4 | 5 |
| 1983 | Hank Norman | 11 | 31 | 407 | 13.1 | 1 |
| 1984 | Hank Norman | 12 | 39 | 643 | 16.5 | 2 |
| 1985 | Joe Cormier | 12 | 44 | 409 | 9.3 | 2 |
| 1986 | Ken Henry | 11 | 43 | 807 | 18.8 | 7 |
| 1987 | Erik Affholter | 12 | 44 | 649 | 14.8 | 4 |
| 1988 | Erik Affholter | 12 | 68 | 952 | 14.0 | 8 |
| 1989 | John Jackson | 12 | 62 | 964 | 15.6 | 5 |
| 1990 | Gary Wellman | 13 | 66 | 1015 | 15.4 | 5 |
| 1991 | Johnnie Morton | 11 | 49 | 662 | 13.5 | 0 |
| 1992 | Curtis Conway | 12 | 49 | 764 | 15.6 | 5 |
| | Johnnie Morton | 11 | 49 | 756 | 15.4 | 6 |
| 1993 | Johnnie Morton | 13 | 88 | 1520 | 17.3 | 14 |
| 1994 | Keyshawn Johnson | 11 | 66 | 1362 | 20.6 | 9 |
| 1995 | Keyshawn Johnson | 12 | 102 | 1434 | 14.1 | 7 |
| 1996 | Chris Miller | 12 | 43 | 793 | 18.4 | 5 |
| 1997 | Billy Miller | 11 | 56 | 649 | 11.6 | 2 |
| 1998 | Billy Miller | 13 | 49 | 623 | 12.7 | 3 |
| 1999 | Windrell Hayes | 10 | 55 | 720 | 13.1 | 4 |
| 2000 | Kareem Kelly | 11 | 55 | 796 | 14.5 | 4 |
| 2001 | Kareem Kelly | 12 | 49 | 801 | 16.3 | 3 |
| 2002 | Mike Williams | 13 | 81 | 1265 | 15.6 | 14 |
| 2003 | Mike Williams | 13 | 95 | 1314 | 13.8 | 16 |
| 2004 | Dwayne Jarrett | 13 | 55 | 849 | 15.4 | 13 |
| 2005 | Dwayne Jarrett | 13 | 91 | 1274 | 14.0 | 16 |
| 2006 | Steve Smith | 13 | 71 | 1083 | 15.3 | 9 |
| 2007 | Fred Davis | 13 | 62 | 881 | 14.2 | 8 |
| 2008 | Damian Williams | 13 | 58 | 869 | 15.0 | 9 |
| 2009 | Damian Williams | 12 | 70 | 1010 | 14.4 | 6 |
| 2010 | Robert Woods | 13 | 65 | 792 | 12.2 | 6 |
| 2011 | Robert Woods | 12 | 111 | 1292 | 11.6 | 15 |
| 2012 | Margise Lee | 13 | 118 | 1721 | 14.6 | 14 |
| 2013 | Margise Lee | 11 | 57 | 791 | 13.9 | 4 |
| 2014 | Nelson Agholor | 13 | 104 | 1313 | 12.6 | 12 |
| 2015 | JuJu Smith-Schuster | 14 | 89 | 1454 | 16.3 | 10 |
| 2016 | JuJu Smith-Schuster | 13 | 70 | 914 | 13.1 | 10 |
| 2017 | Deontay Burnett | 14 | 86 | 1114 | 13.0 | 9 |
| 2018 | Amon-Ra St. Brown | 12 | 60 | 750 | 12.5 | 3 |

ANNUAL PUNTING LEADERS

| | | NO. | YDS | AVG. |
|------|-----------------|-----|------|------|
| 1941 | Ralph Heywood | 49 | 1839 | 37.5 |
| 1942 | Ralph Heywood | 58 | 2195 | 37.8 |
| 1943 | Jim Hardy | 32 | 1097 | 34.2 |
| 1944 | Jim Hardy | 42 | 1533 | 36.5 |
| 1945 | Jerry Bowman | 28 | 1091 | 39.0 |
| 1946 | Verl Lillywhite | 20 | 777 | 38.8 |
| 1947 | Verl Lillywhite | 26 | 1020 | 39.8 |
| 1948 | Jim Powers | 29 | 1016 | 35.0 |
| 1949 | Jim Powers | 48 | 1910 | 39.8 |
| 1950 | Sol Naumu | 27 | 985 | 36.4 |
| 1951 | Des Koch | 33 | 1430 | 43.3 |
| 1952 | Des Koch | 55 | 2435 | 44.2 |
| 1953 | Des Koch | 22 | 981 | 44.6 |
| 1954 | Jim Contratto | 36 | 1382 | 38.4 |
| 1955 | Jim Contratto | 28 | 807 | 35.1 |
| 1956 | Ernie Zampese | 27 | 1112 | 41.2 |
| 1957 | Jim Conroy | 31 | 1171 | 37.9 |
| 1958 | Marlin McKeever | 19 | 670 | 35.3 |
| 1959 | Clark Holden | 26 | 955 | 36.7 |
| 1960 | Marlin McKeever | 39 | 1444 | 37.0 |



ANNUAL INDIVIDUAL STATISTICAL LEADERS

| | | | | |
|------|-------------------|----|------|------|
| 1961 | Ernie Jones | 38 | 1504 | 39.6 |
| 1962 | Ernie Jones | 63 | 2498 | 39.7 |
| 1963 | Ernie Jones | 43 | 1690 | 39.3 |
| 1964 | Craig Fertig | 44 | 1647 | 37.4 |
| 1965 | Gary Fite | 37 | 1369 | 37.0 |
| 1966 | Rich Leon | 26 | 991 | 38.4 |
| 1967 | Rikki Aldridge | 54 | 1858 | 34.4 |
| 1968 | John Young | 39 | 1500 | 38.4 |
| 1969 | John Young | 42 | 1625 | 38.7 |
| 1970 | Ron Ayala | 50 | 1716 | 34.3 |
| 1971 | Dave Boulware | 68 | 2588 | 38.1 |
| 1972 | Dave Boulware | 49 | 1761 | 36.1 |
| 1973 | Dave Boulware | 18 | 653 | 36.3 |
| 1974 | Jim Lucas | 43 | 1632 | 38.0 |
| 1975 | Glen Walker | 61 | 2397 | 39.3 |
| 1976 | Glen Walker | 57 | 2139 | 37.5 |
| 1977 | Marty King | 49 | 1953 | 39.9 |
| 1978 | Marty King | 70 | 2921 | 41.7 |
| 1979 | Dave Pryor | 42 | 1542 | 36.7 |
| 1980 | Dave Pryor | 48 | 1911 | 39.8 |
| 1981 | Dave Pryor | 51 | 2097 | 41.1 |
| 1982 | Dave Pryor | 64 | 2741 | 42.8 |
| 1983 | Troy Richardson | 57 | 2372 | 41.6 |
| 1984 | Troy Richardson | 65 | 2566 | 39.5 |
| 1985 | Chris Sperle | 46 | 1753 | 38.1 |
| 1986 | Chris Sperle | 49 | 1926 | 39.3 |
| 1987 | Chris Sperle | 55 | 1979 | 36.0 |
| 1988 | Chris Sperle | 43 | 1696 | 39.4 |
| 1989 | Ron Dale | 33 | 1284 | 38.9 |
| 1990 | Ron Dale | 59 | 2413 | 40.9 |
| 1991 | Ron Dale | 65 | 2628 | 40.4 |
| 1992 | John Stonehouse | 80 | 3099 | 38.7 |
| 1993 | John Stonehouse | 68 | 2607 | 38.3 |
| 1994 | John Stonehouse | 65 | 2865 | 44.1 |
| 1995 | John Stonehouse | 46 | 2007 | 43.6 |
| 1996 | Jim Wren | 66 | 3006 | 45.6 |
| 1997 | Jim Wren | 76 | 3216 | 42.3 |
| 1998 | Mike MacGillivray | 87 | 3284 | 37.7 |
| 1999 | Mike MacGillivray | 74 | 3067 | 41.4 |
| 2000 | Mike MacGillivray | 58 | 2267 | 39.1 |
| 2001 | Mike MacGillivray | 79 | 3082 | 39.0 |
| 2002 | Tom Malone | 62 | 2609 | 42.1 |
| 2003 | Tom Malone | 42 | 2060 | 49.0 |
| 2004 | Tom Malone | 49 | 2144 | 43.8 |
| 2005 | Tom Malone | 32 | 1335 | 41.7 |
| 2006 | Greg Woidneck | 48 | 1838 | 38.3 |
| 2007 | Greg Woidneck | 60 | 2274 | 37.9 |
| 2008 | Greg Woidneck | 47 | 1733 | 36.9 |
| 2009 | Jacob Harfman | 48 | 1909 | 39.8 |
| 2010 | Jacob Harfman | 44 | 1810 | 41.1 |
| 2011 | Kyle Negrete | 39 | 1562 | 40.1 |
| 2012 | Kyle Negrete | 44 | 1879 | 42.7 |
| 2013 | Kris Albarado | 79 | 2928 | 37.1 |
| 2014 | Kris Albarado | 60 | 2485 | 41.4 |
| 2015 | Kris Albarado | 65 | 2667 | 41.0 |
| 2016 | Chris Tilbey | 50 | 1917 | 38.3 |
| 2017 | Reid Budrovich | 55 | 2289 | 41.6 |
| 2018 | Reid Budrovich | 58 | 2284 | 39.4 |

ANNUAL SCORING LEADERS

| | TD | 1XP | 2XP | FG | PTS. |
|------|------------------|-----|-----|----|------|
| 1925 | Mort Kaer | 19 | 0 | 0 | 114 |
| 1926 | Mort Kaer | 12 | 0 | 0 | 72 |
| 1927 | Morley Drury | 11 | 10 | 0 | 76 |
| 1928 | Don Williams | 7 | 5 | 0 | 47 |
| 1929 | Russ Saunders | 14 | 0 | 0 | 84 |
| 1930 | Orv Mohler | 17 | 0 | 0 | 102 |
| 1931 | Gus Shaver | 16 | 4 | 0 | 100 |
| 1932 | Homer Griffith | 8 | 0 | 0 | 48 |
| 1933 | Cotton Warburton | 12 | 0 | 0 | 72 |
| 1934 | Inky Wotkyns | 5 | 0 | 0 | 30 |
| 1935 | Bill Gaisford | 3 | 0 | 0 | 18 |
| | Davie Davis | 3 | 0 | 0 | 18 |
| 1936 | Davie Davis | 5 | 0 | 0 | 30 |
| 1937 | Amby Schindler | 9 | 0 | 0 | 54 |
| 1938 | Grenny Lansdell | 5 | 1 | 0 | 31 |
| 1939 | Grenny Lansdell | 9 | 0 | 0 | 54 |
| 1940 | Bob Robertson | 5 | 0 | 0 | 30 |
| 1941 | Bob Robertson | 3 | 0 | 0 | 18 |
| 1942 | Mickey McCardle | 5 | 1 | 0 | 31 |
| | Jim Hardy | 5 | 1 | 0 | 31 |
| 1943 | George Callanan | 6 | 0 | 0 | 36 |
| 1944 | Gordon Gray | 7 | 0 | 0 | 42 |
| 1945 | Ted Tannehill | 7 | 0 | 0 | 42 |
| 1946 | John Naumu | 2 | 8 | 0 | 20 |
| 1947 | Jack Kirby | 5 | 0 | 0 | 30 |
| 1948 | Don Doll | 6 | 0 | 0 | 36 |
| 1949 | Bill Martin | 9 | 0 | 0 | 54 |
| 1950 | Frank Gifford | 2 | 13 | 0 | 25 |
| 1951 | Frank Gifford | 7 | 26 | 0 | 74 |
| 1952 | Jim Sears | 6 | 0 | 0 | 36 |
| 1953 | Aramis Dandoy | 7 | 0 | 0 | 42 |
| 1954 | Jon Arnett | 9 | 1 | 0 | 55 |
| 1955 | Jon Arnett | 15 | 18 | 0 | 108 |
| 1956 | Jon Arnett | 6 | 7 | 0 | 43 |
| 1957 | Rex Johnston | 4 | 1 | 0 | 25 |
| 1958 | Hillard Hill | 6 | 0 | 0 | 36 |
| 1959 | Clark Holden | 5 | 0 | 0 | 30 |

| | | | | | | |
|------|------------------|----|----|---|----|-----|
| 1960 | Hal Tobin | 3 | 0 | 0 | 0 | 18 |
| 1961 | Hal Bedsole | 6 | 0 | 1 | 0 | 38 |
| 1962 | Hal Bedsole | 11 | 0 | 1 | 0 | 68 |
| 1963 | Willie Brown | 7 | 0 | 1 | 0 | 44 |
| 1964 | Mike Garrett | 10 | 0 | 1 | 0 | 62 |
| 1965 | Mike Garrett | 16 | 0 | 0 | 0 | 96 |
| 1966 | Rod Sherman | 6 | 0 | 1 | 0 | 38 |
| 1967 | O.J. Simpson | 13 | 0 | 0 | 0 | 78 |
| 1968 | O.J. Simpson | 23 | 0 | 0 | 0 | 138 |
| 1969 | Clarence Davis | 9 | 0 | 0 | 0 | 54 |
| 1970 | Clarence Davis | 11 | 0 | 0 | 0 | 66 |
| 1971 | Mike Rae | 0 | 22 | 0 | 5 | 37 |
| 1972 | Anthony Davis | 19 | 0 | 0 | 0 | 114 |
| 1973 | Anthony Davis | 15 | 0 | 0 | 0 | 90 |
| 1974 | Anthony Davis | 18 | 0 | 1 | 0 | 110 |
| 1975 | Ricky Bell | 14 | 0 | 2 | 0 | 88 |
| 1976 | Ricky Bell | 14 | 0 | 1 | 0 | 86 |
| 1977 | Frank Jordan | 0 | 26 | 0 | 14 | 68 |
| 1978 | Charles White | 14 | 0 | 1 | 0 | 86 |
| 1979 | Charles White | 19 | 0 | 0 | 0 | 114 |
| 1980 | Marcus Allen | 14 | 0 | 0 | 0 | 84 |
| 1981 | Marcus Allen | 23 | 0 | 0 | 0 | 138 |
| 1982 | Steve Jordan | 0 | 35 | 0 | 11 | 68 |
| 1983 | Steve Jordan | 0 | 20 | 0 | 12 | 56 |
| 1984 | Steve Jordan | 0 | 22 | 0 | 17 | 73 |
| 1985 | Don Shafer | 0 | 23 | 0 | 16 | 71 |
| 1986 | Don Shafer | 0 | 30 | 0 | 12 | 65 |
| 1987 | Quin Rodriguez | 0 | 35 | 0 | 13 | 74 |
| 1988 | Quin Rodriguez | 0 | 34 | 0 | 14 | 76 |
| 1989 | Quin Rodriguez | 0 | 40 | 0 | 11 | 73 |
| 1990 | Quin Rodriguez | 0 | 37 | 0 | 19 | 94 |
| 1991 | Cole Ford | 0 | 21 | 0 | 7 | 42 |
| | Deon Strother | 7 | 0 | 0 | 0 | 42 |
| | Mazio Royster | 7 | 0 | 0 | 0 | 42 |
| 1992 | Cole Ford | 0 | 25 | 0 | 11 | 58 |
| 1993 | Johnnie Morton | 14 | 0 | 1 | 0 | 86 |
| 1994 | Cole Ford | 0 | 40 | 0 | 14 | 82 |
| 1995 | Keyshawn Johnson | 7 | 0 | 0 | 0 | 42 |
| 1996 | Adam Abrams | 0 | 33 | 0 | 13 | 72 |
| 1997 | R. Jay Soward | 11 | 0 | 0 | 0 | 66 |
| 1998 | Adam Abrams | 0 | 38 | 0 | 16 | 86 |
| 1999 | Chad Morton | 15 | 0 | 0 | 0 | 90 |
| 2000 | Petros Papadakis | 8 | 0 | 0 | 0 | 48 |
| 2001 | David Davis | 1 | 31 | 0 | 15 | 82 |
| 2002 | Ryan Killeen | 0 | 47 | 0 | 16 | 95 |
| 2003 | Ryan Killeen | 0 | 65 | 0 | 19 | 122 |
| 2004 | Ryan Killeen | 0 | 64 | 0 | 16 | 112 |
| 2005 | LenDale White | 26 | 0 | 0 | 0 | 156 |
| 2006 | Mario Danelo | 0 | 44 | 0 | 15 | 89 |
| 2007 | David Buehler | 0 | 52 | 0 | 16 | 100 |
| 2008 | David Buehler | 0 | 65 | 0 | 9 | 92 |
| 2009 | Jordan Congdon | 0 | 41 | 0 | 12 | 77 |
| 2010 | Joe Houston | 0 | 43 | 0 | 10 | 73 |
| 2011 | Andre Heidari | 0 | 50 | 0 | 15 | 95 |
| 2012 | Marqise Lee | 15 | 0 | 1 | 0 | 92 |
| 2013 | Andre Heidari | 0 | 49 | 0 | 15 | 94 |
| 2014 | Nelson Agholor | 14 | 0 | 0 | 0 | 84 |
| 2015 | Alex Wood | 0 | 54 | 0 | 13 | 93 |
| 2016 | Matt Boermeester | 0 | 53 | 0 | 18 | 107 |
| 2017 | Ronald Jones II | 20 | 0 | 0 | 0 | 120 |
| 2018 | Michael Brown | 0 | 32 | 0 | 7 | 53 |

ANNUAL PUNT RETURN LEADERS

| | NO. | YDS. | AVG. | TD | |
|------|----------------|------|------|------|----|
| 1950 | John Williams | 35 | 325 | 9.3 | -- |
| 1951 | John Williams | 39 | 438 | 11.3 | -- |
| 1952 | Jim Sears | 30 | 478 | 15.9 | 3 |
| 1953 | Aramis Dandoy | 14 | 222 | 16.6 | 1 |
| 1954 | Jon Arnett | 11 | 129 | 11.7 | -- |
| 1955 | Jon Arnett | 16 | 282 | 17.6 | 1 |
| 1956 | Ernie Zampese | 10 | 91 | 9.1 | 0 |
| 1957 | Willie Wood | 5 | 137 | 27.4 | 0 |
| 1958 | Don Buford | 12 | 84 | 7.0 | 0 |
| 1959 | Alan Shields | 5 | 86 | 17.2 | 1 |
| 1960 | Carl Skvarna | 4 | 52 | 13.0 | 0 |
| 1961 | Jim Maples | 6 | 62 | 10.3 | 0 |
| 1962 | Willie Brown | 9 | 88 | 9.8 | 0 |
| 1963 | Willie Brown | 13 | 129 | 9.9 | 0 |
| 1964 | Mike Garrett | 17 | 173 | 10.2 | 0 |
| 1965 | Mike Garrett | 13 | 235 | 18.1 | 2 |
| 1966 | Mike Battle | 22 | 219 | 9.8 | 1 |
| 1967 | Mike Battle | 49 | 608 | 12.4 | 2 |
| 1968 | Mike Battle | 32 | 230 | 7.2 | 0 |
| 1969 | Sandy Durko | 31 | 251 | 8.1 | 0 |
| 1970 | Tyrone Hudson | 26 | 191 | 7.3 | 0 |
| 1971 | Lynn Swann | 11 | 157 | 14.3 | 0 |
| 1972 | Lynn Swann | 19 | 253 | 13.3 | 1 |
| 1973 | Lynn Swann | 19 | 189 | 10.0 | 1 |
| 1974 | Marvin Cobb | 12 | 116 | 9.7 | 0 |
| 1975 | Danny Reece | 28 | 418 | 14.9 | 1 |
| 1976 | Dennis Thurman | 17 | 68 | 4.0 | 0 |
| 1977 | Lynn Cain | 31 | 216 | 7.0 | 0 |
| 1978 | Raymond Butler | 26 | 171 | 6.6 | 0 |
| 1979 | Raymond Butler | 22 | 303 | 13.8 | 1 |
| 1980 | Timmy White | 14 | 77 | 5.5 | 0 |
| 1981 | Joey Browner | 17 | 136 | 8.0 | 0 |
| 1982 | Joey Browner | 29 | 273 | 9.4 | 1 |
| 1983 | Tommy Haynes | 21 | 130 | 6.2 | 0 |



Table listing annual statistical leaders for various categories including Darrel Hopper, Al Washington, Randy Tanner, etc.

*Participation in 2 games in 2004 and all of 2005 later vacated due to NCAA penalty

ANNUAL KICKOFF RETURN LEADERS

Table listing annual kickoff return leaders from 1950 to 2004, including Jim Sears, John Williams, Al Carmichael, etc.

Table listing annual statistical leaders for various categories including Reggie Bush*, C.J. Gable, Ronald Johnson, etc.

*Participation in 2 games in 2004 and all of 2005 later vacated due to NCAA penalty

ANNUAL INTERCEPTION LEADERS

Table listing annual interception leaders from 1950 to 2004, including John Williams, Frank Gifford, Dick Nunis, etc.

Table listing annual statistical leaders for various categories including Will Poole, Matt Grootegoed, Darnell Bing, etc.

ANNUAL TACKLE LEADERS

Table listing annual tackle leaders from 1954 to 2018, including Marv Goux, Orlando Ferrante, C.R. Roberts, etc.

ANNUAL TACKLES FOR LOSS LEADERS (includes sacks)

Table listing annual tackles for loss leaders from 1975 to 1982, including David Lewis, Rod Martin, Ed Gutierrez, etc.



ANNUAL INDIVIDUAL STATISTICAL LEADERS

| | | | |
|------|------------------|------|-----|
| 1983 | Jack Del Rio | 16 | 119 |
| 1984 | Duane Bickett | 16 | 70 |
| 1985 | Marcus Cotton | 15 | 106 |
| 1986 | Marcus Cotton | 17 | 102 |
| 1987 | Marcus Cotton | 16 | 114 |
| 1988 | Dan Owens | 13 | 64 |
| | Craig Hartsuyker | 13 | 58 |
| | Tim Ryan | 13 | 55 |
| 1989 | Tim Ryan | 28 | 127 |
| 1990 | Craig Hartsuyker | 12 | 74 |
| 1991 | Terry McDaniels | 7 | 24 |
| 1992 | Willie McGinest | 23 | 99 |
| 1993 | Willie McGinest | 13 | 84 |
| 1994 | Brian Williams | 11 | 40 |
| 1995 | Darrell Russell | 14 | 46 |
| 1996 | Darrell Russell | 19 | 87 |
| 1997 | David Gibson | 20 | 75 |
| 1998 | Ennis Davis | 13 | 31 |
| 1999 | Markus Steele | 12 | 33 |
| 2000 | Markus Steele | 17 | 48 |
| 2001 | Lonnie Ford | 14 | 50 |
| 2002 | Matt Grootegoed | 16.5 | 81 |
| 2003 | Kenechi Udeze | 26 | 137 |
| 2004 | Mike Patterson | 16 | 80 |
| 2005 | Frostee Rucker | 14 | 61 |
| 2006 | Brian Cushing | 13.5 | 52 |
| 2007 | Lawrence Jackson | 17 | 83 |
| 2008 | Brian Cushing | 10.5 | 50 |
| 2009 | Michael Morgan | 13 | 44 |
| 2010 | Jurrell Casey | 11 | 52 |
| 2011 | Nick Perry | 13 | 64 |
| 2012 | Morgan Breslin | 19.5 | 107 |
| 2013 | Leonard Williams | 13.5 | 50 |
| 2014 | Su'a Cravens | 17 | 82 |
| 2015 | Su'a Cravens | 15 | 60 |
| 2016 | Porter Gustin | 13 | 58 |
| 2017 | Rasheem Green | 12.5 | 51 |
| 2018 | Porter Gustin | 10 | 50 |

ANNUAL SACK LEADERS

| | | SAC | YOS |
|------|--------------------|------|-----|
| 1983 | Jack Del Rio | 13 | 107 |
| 1984 | Jack Del Rio | 7 | 56 |
| 1985 | Marcus Cotton | 10 | 95 |
| 1986 | Marcus Cotton | 10 | 85 |
| 1987 | Marcus Cotton | 12 | 103 |
| 1988 | Craig Hartsuyker | 8 | 50 |
| | Dan Owens | 8 | 47 |
| 1989 | Tim Ryan | 20 | 109 |
| 1990 | Craig Hartsuyker | 9 | 68 |
| 1991 | Kurt Barber | 4 | 26 |
| 1992 | Willie McGinest | 16 | 82 |
| 1993 | Willie McGinest | 6 | 45 |
| 1994 | Erroll Small | 5 | 32 |
| 1995 | Israel Ifeanyi | 5 | 24 |
| 1996 | Darrell Russell | 9 | 66 |
| 1997 | Chris Claiborne | 7 | 47 |
| | Sultan Abdul-Malik | 7 | 42 |
| 1998 | Sultan Abdul-Malik | 8 | 52 |
| 1999 | Matt Childers | 5 | 33 |
| | Lonnie Ford | 5 | 27 |
| | Ennis Davis | 5 | 18 |
| 2000 | Ennis Davis | 6 | 44 |
| 2001 | Lonnie Ford | 7 | 26 |
| 2002 | Matt Grootegoed | 8 | 54 |
| 2003 | Kenechi Udeze | 16.5 | 115 |
| 2004 | Shaun Cody | 10 | 88 |
| 2005 | Lawrence Jackson | 10 | 60 |
| 2006 | Dallas Sartz | 7 | 44 |
| 2007 | Lawrence Jackson | 10.5 | 64 |
| 2008 | Kyle Moore | 5 | 41 |
| 2009 | Nick Perry | 8 | 58 |
| | Everson Griffen | 8 | 50 |
| 2010 | Jurrell Casey | 4.5 | 32 |
| 2011 | Nick Perry | 9.5 | 52 |
| 2012 | Morgan Breslin | 13 | 74 |
| 2013 | Devon Kennard | 9 | 64 |
| 2014 | J.R. Tavai | 7 | 51 |
| | Leonard Williams | 7 | 46 |
| 2015 | Porter Gustin | 5.5 | 38 |
| | Su'a Cravens | 5.5 | 33 |
| 2016 | Rasheem Green | 6 | 33 |
| 2017 | Rasheem Green | 10 | 48 |
| 2018 | Porter Gustin | 7 | 45 |

ANNUAL PASS DEFLECTION LEADERS

| | | DFL |
|---------|---------------|-----|
| 1954 | Lindon Crow | 6 |
| 1955 | Jim Contratto | 8 |
| 1956 | C.R. Roberts | 6 |
| 1957 | Jim Conroy | 8 |
| 1958 | Tom Maudlin | 10 |
| 1959 | Willie Wood | 7 |
| 1960-69 | Not Available | - |
| 1970 | Ron Ayala | 8 |
| | John Vella | 8 |

| | | |
|------|-------------------|----|
| 1971 | Artimus Parker | 10 |
| | Skip Thomas | 10 |
| 1972 | Charles Hinton | 6 |
| 1973 | Artimus Parker | 15 |
| 1974 | Charles Phillips | 9 |
| 1975 | Gary Jeter | 8 |
| 1976 | Ron Bush | 9 |
| 1977 | Larry Braziel | 14 |
| 1978 | Dennis Johnson | 7 |
| | Ronnie Lott | 7 |
| 1979 | Herb Ward | 12 |
| 1980 | Ronnie Lott | 16 |
| 1981 | Joey Browner | 16 |
| 1982 | Troy West | 12 |
| 1983 | Jerome Tyler | 9 |
| 1984 | Tim McDonald | 21 |
| 1985 | Tim McDonald | 17 |
| 1986 | Marcus Cotton | 12 |
| 1987 | Cleveland Colter | 13 |
| 1988 | Chris Hale | 30 |
| 1989 | Dwayne Garner | 15 |
| 1990 | Stephon Pace | 20 |
| 1991 | Jason Oliver | 11 |
| 1992 | Jason Sehorn | 10 |
| 1993 | Jason Sehorn | 13 |
| 1994 | John Herpin | 17 |
| 1995 | Brian Kelly | 11 |
| 1996 | Daylon McCutcheon | 14 |
| 1997 | Brian Kelly | 19 |
| 1998 | Chris Claiborne | 16 |
| 1999 | Ifeanyi Ohaleta | 15 |
| 2000 | Troy Polamalu | 7 |
| | Chris Cash | 7 |
| 2001 | Mike Pollard | 7 |
| 2002 | DeShaun Hill | 8 |
| 2003 | Will Poole | 19 |
| 2004 | Lofa Tatupu | 9 |
| 2005 | Josh Pinkard | 7 |
| 2006 | Terrell Thomas | 12 |
| 2007 | Kevin Ellison | 7 |
| | Cary Harris | 7 |
| | Terrell Thomas | 7 |
| 2008 | Taylor Mays | 9 |
| 2009 | Kevin Thomas | 11 |
| 2010 | Shareece Wright | 10 |
| 2011 | Nickell Robey | 9 |
| 2012 | Josh Shaw | 6 |
| | Torin Harris | 6 |
| 2013 | Josh Shaw | 7 |
| | Torin Harris | 7 |
| 2014 | Kevon Seymour | 13 |
| 2015 | Iman Marshall | 9 |
| 2016 | Adoree' Jackson | 9 |
| 2017 | Uchenna Nwosu | 13 |
| 2018 | Iman Marshall | 9 |

ANNUAL FUMBLES CAUSED LEADERS

| | | FC |
|------|------------------|----|
| 1986 | Keith Davis | 4 |
| 1987 | Marcus Cotton | 5 |
| 1988 | Delmar Chesley | 4 |
| | Craig Hartsuyker | 4 |
| 1989 | Tim Ryan | 3 |
| 1990 | Kurt Barber | 4 |
| 1991 | Matt Gee | 5 |
| 1992 | Brian Williams | 3 |
| | Willie McGinest | 3 |
| 1993 | 10 players | 1 |
| 1994 | Jeff Kopp | 4 |
| 1995 | Sammy Knight | 4 |
| 1996 | Darrell Russell | 3 |
| 1997 | David Gibson | 5 |
| 1998 | David Gibson | 3 |
| 1999 | Zeke Moreno | 5 |
| | Ifeanyi Ohaleta | 5 |
| 2000 | Chris Cash | 2 |
| 2001 | Lonnie Ford | 4 |
| 2002 | Kenechi Udeze | 6 |
| 2003 | Kenechi Udeze | 5 |
| 2004 | Lofa Tatupu | 3 |
| 2005 | Lawrence Jackson | 4 |
| 2006 | Keith Rivers | 3 |
| 2007 | Terrell Thomas | 3 |
| 2008 | Clay Matthews | 2 |
| | Josh Pinkard | 2 |
| | Cary Harris | 2 |
| 2009 | Josh Pinkard | 3 |
| 2010 | Chris Galippo | 3 |
| 2011 | Nick Perry | 3 |
| 2012 | Kevin Greene | 2 |
| 2013 | Leonard Williams | 2 |
| 2014 | Leonard Williams | 3 |
| | J.R. Tavai | 3 |
| 2015 | Su'a Cravens | 2 |
| | Delvon Simmons | 2 |

| | | |
|------|------------------|---|
| 2016 | Rasheem Green | 2 |
| | Chris Hawkins | 2 |
| | Ajene Harris | 2 |
| 2017 | Christian Rector | 2 |
| 2018 | 6 players | 2 |

ANNUAL FUMBLES RECOVERED LEADERS

| | | FR |
|---------|-------------------|----|
| 1954 | Ed Fouch | 5 |
| 1955 | Jon Arnett | 8 |
| 1956 | 5 players | 2 |
| 1957 | Walt Gurasich | 5 |
| 1958 | Marlin McKeever | 2 |
| | Dan Ficca | 2 |
| | Tom Maudlin | 2 |
| 1959 | Marlin McKeever | 3 |
| 1960-68 | Not Available | - |
| 1969 | Charlie Weaver | 4 |
| 1970 | Willie Hall | 3 |
| 1971 | Willie Hall | 2 |
| | Scott Weber | 2 |
| 1972 | James Sims | 3 |
| | Charles Phillips | 3 |
| 1973 | Ray Rodriguez | 3 |
| 1974 | Kevin Bruce | 5 |
| 1975 | David Lewis | 4 |
| 1976 | Rod Martin | 5 |
| 1977 | Walt Underwood | 5 |
| 1978 | Ronnie Lott | 4 |
| 1979 | Larry McGrew | 4 |
| 1980 | Ronnie Lott | 3 |
| 1981 | Chip Banks | 2 |
| | Joey Browner | 2 |
| | John Harvey | 2 |
| 1982 | Joey Browner | 3 |
| | Keith Browner | 3 |
| 1983 | Keith Browner | 3 |
| 1984 | Jack Del Rio | 2 |
| | Anthony Colorito | 2 |
| | Sam Anno | 2 |
| 1985 | 5 players | 2 |
| 1986 | Ron Brown | 4 |
| 1987 | Tim Ryan | 5 |
| 1988 | Scott Ross | 4 |
| 1989 | Mark Carrier | 3 |
| 1990 | Craig Hartsuyker | 4 |
| 1991 | Matt Gee | 2 |
| 1992 | Jason Sehorn | 2 |
| | Jeff Kopp | 2 |
| | Donn Cunnigan | 2 |
| 1993 | Brian Williams | 2 |
| 1994 | Sammy Knight | 2 |
| 1995 | Jesse Davis | 2 |
| 1996 | Sammy Knight | 3 |
| 1997 | Rashard Cook | 2 |
| | Marc Matock | 2 |
| | Chad Morton | 2 |
| 1998 | Aaron Williams | 4 |
| 1999 | Ifeanyi Ohaleta | 3 |
| 2000 | Zeke Moreno | 2 |
| | Matt Childers | 2 |
| 2001 | Frank Strong | 2 |
| | Mike Patterson | 2 |
| 2002 | Mike Patterson | 4 |
| 2003 | Mike Patterson | 3 |
| | Melvin Simmons | 3 |
| | Ronald Nunn | 3 |
| 2004 | Mike Patterson | 4 |
| 2005 | Keith Rivers | 2 |
| | Lawrence Jackson | 2 |
| | Justin Wyatt | 2 |
| | Brian Cushing | 2 |
| | Kyle Moore | 2 |
| 2006 | Dallas Sartz | 2 |
| | Sedrick Ellis | 2 |
| | Shareece Wright | 2 |
| 2007 | Keith Rivers | 3 |
| 2008 | Clay Matthews | 2 |
| | Josh Pinkard | 2 |
| | Gerald Washington | 2 |
| 2009 | Jurrell Casey | 3 |
| 2010 | Malcolm Smith | 2 |
| | Shareece Wright | 2 |
| 2011 | Jawanza Starling | 2 |
| 2012 | Leonard Williams | 2 |
| 2013 | Wes Horton | 1 |
| | Leonard Williams | 1 |
| | Devon Kennard | 1 |
| | Su'a Cravens | 1 |
| | Anthony Sarao | 1 |
| | George Uko | 1 |
| 2014 | Scott Felix | 2 |
| 2015 | Chris Hawkins | 2 |
| 2016 | Adoree' Jackson | 2 |
| 2017 | Christian Rector | 2 |
| 2018 | 6 players | 1 |



ANNUAL TEAM STAT TOTALS



ANNUAL TEAM RUSHING TOTALS

| | G | TCB | YDS | YPC | TD | YPG |
|------|----|-----|------|------|----|-------|
| 1948 | 10 | 455 | 1715 | 3.77 | -- | 171.5 |
| 1949 | 9 | 461 | 1155 | 2.51 | -- | 128.3 |
| 1950 | 9 | 404 | 1495 | 3.70 | -- | 166.1 |
| 1951 | 10 | 528 | 1938 | 3.53 | -- | 193.8 |
| 1952 | 10 | 458 | 1450 | 3.17 | -- | 145.0 |
| 1953 | 10 | 448 | 1694 | 3.78 | 17 | 169.4 |
| 1954 | 11 | 469 | 2119 | 4.52 | 22 | 192.6 |
| 1955 | 10 | 484 | 2116 | 4.37 | 25 | 211.6 |
| 1956 | 10 | 560 | 2695 | 4.81 | 23 | 269.5 |
| 1957 | 10 | 511 | 1471 | 2.88 | 10 | 147.1 |
| 1958 | 10 | 502 | 2031 | 4.05 | 14 | 203.1 |
| 1959 | 10 | 583 | 2493 | 4.28 | 18 | 249.3 |
| 1960 | 10 | 459 | 1605 | 3.50 | 8 | 160.5 |
| 1961 | 10 | 446 | 1693 | 3.80 | 14 | 169.3 |
| 1962 | 11 | 509 | 1997 | 3.92 | 19 | 181.5 |
| 1963 | 10 | 457 | 1812 | 3.96 | 18 | 181.2 |
| 1964 | 10 | 438 | 1822 | 4.16 | 16 | 182.2 |
| 1965 | 10 | 527 | 2562 | 4.86 | 22 | 256.2 |
| 1966 | 11 | 557 | 2113 | 3.79 | 16 | 192.1 |
| 1967 | 11 | 625 | 2533 | 4.05 | 21 | 230.3 |
| 1968 | 11 | 592 | 2371 | 4.00 | 24 | 215.5 |
| 1969 | 11 | 615 | 2357 | 3.84 | 19 | 214.3 |
| 1970 | 11 | 596 | 2748 | 4.61 | 31 | 249.8 |
| 1971 | 11 | 552 | 2411 | 4.37 | 16 | 219.2 |
| 1972 | 12 | 629 | 2960 | 4.71 | 47 | 246.7 |
| 1973 | 12 | 620 | 2725 | 4.40 | 22 | 227.1 |
| 1974 | 12 | 697 | 3387 | 4.86 | 26 | 282.3 |
| 1975 | 12 | 674 | 3016 | 4.47 | 25 | 251.3 |
| 1976 | 12 | 647 | 3212 | 4.96 | 33 | 267.7 |
| 1977 | 12 | 625 | 3231 | 5.17 | 24 | 269.3 |
| 1978 | 13 | 742 | 3104 | 4.18 | 19 | 238.8 |
| 1979 | 12 | 621 | 3328 | 5.36 | 31 | 277.3 |
| 1980 | 11 | 598 | 2489 | 4.16 | 21 | 226.3 |
| 1981 | 12 | 646 | 3353 | 5.19 | 27 | 279.4 |
| 1982 | 11 | 538 | 1824 | 3.39 | 20 | 165.8 |
| 1983 | 11 | 488 | 1629 | 3.34 | 13 | 148.1 |
| 1984 | 12 | 613 | 2230 | 3.64 | 18 | 185.5 |
| 1985 | 12 | 606 | 2212 | 3.65 | 12 | 184.3 |
| 1986 | 12 | 498 | 1644 | 3.30 | 17 | 137.0 |
| 1987 | 12 | 569 | 2318 | 4.07 | 17 | 193.2 |
| 1988 | 12 | 603 | 2498 | 4.14 | 28 | 208.2 |
| 1989 | 12 | 572 | 2638 | 4.61 | 22 | 219.8 |
| 1990 | 13 | 590 | 2310 | 3.92 | 20 | 177.7 |
| 1991 | 11 | 507 | 2039 | 4.02 | 22 | 185.4 |
| 1992 | 12 | 517 | 1375 | 2.66 | 14 | 114.6 |
| 1993 | 13 | 465 | 1412 | 3.04 | 17 | 108.6 |
| 1994 | 12 | 469 | 1572 | 3.35 | 19 | 131.0 |
| 1995 | 12 | 448 | 1810 | 4.04 | 19 | 150.8 |
| 1996 | 12 | 413 | 1368 | 3.31 | 13 | 114.0 |
| 1997 | 11 | 422 | 1529 | 3.62 | 14 | 139.0 |
| 1998 | 13 | 445 | 1648 | 3.70 | 17 | 126.8 |
| 1999 | 12 | 479 | 1740 | 3.63 | 21 | 145.0 |
| 2000 | 12 | 452 | 1843 | 4.08 | 17 | 153.6 |
| 2001 | 12 | 412 | 1052 | 2.55 | 16 | 87.7 |
| 2002 | 13 | 515 | 1852 | 3.60 | 25 | 142.5 |
| 2003 | 13 | 455 | 2027 | 4.45 | 20 | 155.9 |
| 2004 | 13 | 493 | 2306 | 4.68 | 27 | 177.4 |
| 2005 | 13 | 525 | 3380 | 6.44 | 51 | 260.0 |
| 2006 | 13 | 416 | 1664 | 4.00 | 18 | 128.0 |
| 2007 | 13 | 517 | 2564 | 4.96 | 23 | 197.3 |
| 2008 | 13 | 503 | 2533 | 5.04 | 27 | 194.8 |
| 2009 | 13 | 438 | 2168 | 4.95 | 24 | 166.8 |
| 2010 | 13 | 477 | 2461 | 5.16 | 20 | 189.3 |
| 2011 | 12 | 392 | 1951 | 4.98 | 12 | 162.6 |
| 2012 | 13 | 392 | 1958 | 4.99 | 12 | 150.5 |
| 2013 | 14 | 535 | 2419 | 4.52 | 29 | 172.8 |
| 2014 | 13 | 524 | 2092 | 3.99 | 18 | 160.9 |
| 2015 | 14 | 527 | 2355 | 4.47 | 26 | 168.2 |
| 2016 | 13 | 506 | 2609 | 5.16 | 18 | 200.7 |
| 2017 | 14 | 543 | 2591 | 4.77 | 29 | 185.1 |
| 2018 | 12 | 392 | 1602 | 4.09 | 17 | 133.5 |

ANNUAL TEAM PASSING TOTALS

| | G | PA | PC | INT | PCT | NYG | YPG | TD |
|------|----|-----|-----|-----|-------|------|-------|----|
| 1948 | 10 | 184 | 88 | 10 | 47.8% | 1003 | 100.3 | 4 |
| 1949 | 9 | 225 | 128 | 12 | 47.8% | 1582 | 175.8 | 14 |
| 1950 | 9 | 178 | 77 | 11 | 43.3% | 723 | 80.3 | 2 |
| 1951 | 10 | 245 | 114 | 10 | 46.5% | 1298 | 129.8 | 6 |
| 1952 | 10 | 179 | 81 | 17 | 45.2% | 1113 | 111.3 | 15 |
| 1953 | 10 | 167 | 71 | 19 | 42.5% | 983 | 98.3 | 7 |
| 1954 | 11 | 173 | 78 | 15 | 45.1% | 1240 | 112.7 | 11 |
| 1955 | 10 | 152 | 72 | 16 | 47.4% | 1012 | 101.2 | 9 |
| 1956 | 10 | 105 | 48 | 12 | 45.7% | 786 | 78.6 | 8 |
| 1957 | 10 | 182 | 80 | 13 | 44.0% | 904 | 90.4 | 2 |
| 1958 | 10 | 126 | 54 | 16 | 42.8% | 792 | 79.2 | 7 |
| 1959 | 10 | 142 | 51 | 13 | 35.9% | 799 | 79.2 | 7 |

| | | | | | | | | |
|------|----|-----|-----|----|-------|------|-------|----|
| 1960 | 10 | 143 | 57 | 9 | 39.9% | 744 | 74.4 | 3 |
| 1961 | 10 | 171 | 79 | 12 | 46.2% | 1165 | 116.5 | 7 |
| 1962 | 11 | 197 | 91 | 3 | 46.2% | 1644 | 149.5 | 18 |
| 1963 | 10 | 219 | 108 | 11 | 49.3% | 1495 | 149.5 | 11 |
| 1964 | 10 | 221 | 112 | 11 | 50.7% | 1704 | 170.4 | 11 |
| 1965 | 10 | 155 | 87 | 14 | 56.1% | 1186 | 118.6 | 14 |
| 1966 | 11 | 240 | 135 | 12 | 56.3% | 1588 | 144.4 | 11 |
| 1967 | 11 | 185 | 91 | 11 | 49.2% | 1271 | 115.5 | 10 |
| 1968 | 11 | 231 | 128 | 11 | 55.4% | 1502 | 136.5 | 10 |
| 1969 | 11 | 232 | 95 | 12 | 40.9% | 1324 | 120.4 | 15 |
| 1970 | 11 | 279 | 141 | 6 | 50.5% | 2208 | 200.7 | 14 |
| 1971 | 11 | 245 | 128 | 15 | 52.2% | 1611 | 146.5 | 14 |
| 1972 | 12 | 273 | 148 | 15 | 54.2% | 2222 | 185.2 | 12 |
| 1973 | 12 | 252 | 139 | 12 | 55.2% | 1849 | 154.1 | 14 |
| 1974 | 12 | 169 | 78 | 12 | 46.2% | 1125 | 93.8 | 15 |
| 1975 | 12 | 145 | 50 | 10 | 34.5% | 919 | 76.6 | 4 |
| 1976 | 12 | 230 | 128 | 8 | 55.7% | 1926 | 160.5 | 18 |
| 1977 | 12 | 279 | 151 | 18 | 54.1% | 2348 | 195.7 | 19 |
| 1978 | 13 | 230 | 132 | 8 | 57.4% | 1875 | 14.4 | 20 |
| 1979 | 12 | 281 | 174 | 7 | 61.9% | 2327 | 193.9 | 19 |
| 1980 | 11 | 226 | 131 | 11 | 58.0% | 1595 | 145.0 | 11 |
| 1981 | 12 | 214 | 103 | 7 | 48.1% | 1321 | 110.1 | 9 |
| 1982 | 11 | 286 | 163 | 9 | 57.0% | 2145 | 195.0 | 12 |
| 1983 | 11 | 284 | 159 | 14 | 56.0% | 2155 | 195.9 | 11 |
| 1984 | 12 | 289 | 150 | 11 | 51.9% | 1844 | 153.7 | 6 |
| 1985 | 12 | 271 | 155 | 8 | 57.2% | 1867 | 155.6 | 11 |
| 1986 | 12 | 322 | 170 | 15 | 52.8% | 2343 | 195.3 | 13 |
| 1987 | 12 | 353 | 208 | 14 | 58.9% | 2826 | 235.5 | 22 |
| 1988 | 12 | 368 | 229 | 13 | 62.2% | 2875 | 239.6 | 19 |
| 1989 | 12 | 370 | 231 | 13 | 62.4% | 2750 | 229.2 | 19 |
| 1990 | 13 | 365 | 226 | 13 | 61.9% | 2762 | 212.5 | 16 |
| 1991 | 11 | 295 | 152 | 15 | 51.5% | 1837 | 167.0 | 6 |
| 1992 | 12 | 319 | 182 | 17 | 57.1% | 2453 | 204.4 | 15 |
| 1993 | 13 | 476 | 327 | 6 | 68.7% | 3829 | 294.5 | 31 |
| 1994 | 12 | 381 | 248 | 6 | 65.1% | 3347 | 278.9 | 23 |
| 1995 | 12 | 431 | 266 | 8 | 61.7% | 3167 | 263.9 | 25 |
| 1996 | 12 | 404 | 209 | 13 | 51.7% | 2984 | 248.7 | 22 |
| 1997 | 11 | 337 | 179 | 11 | 53.1% | 2195 | 199.5 | 14 |
| 1998 | 13 | 391 | 207 | 10 | 52.9% | 2821 | 217.0 | 15 |
| 1999 | 12 | 436 | 245 | 14 | 56.2% | 3092 | 257.7 | 15 |
| 2000 | 12 | 446 | 245 | 18 | 54.9% | 3148 | 262.3 | 19 |
| 2001 | 12 | 379 | 222 | 12 | 58.6% | 2722 | 226.8 | 13 |
| 2002 | 13 | 494 | 313 | 10 | 63.4% | 3988 | 306.8 | 33 |
| 2003 | 13 | 442 | 274 | 9 | 62.0% | 3791 | 291.6 | 39 |
| 2004 | 13 | 430 | 282 | 7 | 65.6% | 3532 | 271.7 | 34 |
| 2005 | 13 | 481 | 312 | 10 | 64.9% | 4157 | 319.8 | 32 |
| 2006 | 13 | 447 | 273 | 11 | 61.1% | 3430 | 263.8 | 30 |
| 2007 | 13 | 460 | 286 | 16 | 62.2% | 3090 | 237.7 | 31 |
| 2008 | 13 | 388 | 254 | 12 | 65.5% | 3378 | 259.8 | 36 |
| 2009 | 13 | 379 | 228 | 14 | 60.2% | 2890 | 222.3 | 16 |
| 2010 | 13 | 377 | 236 | 12 | 61.6% | 3148 | 242.2 | 28 |
| 2011 | 12 | 557 | 309 | 7 | 69.1% | 3530 | 294.2 | 39 |
| 2012 | 13 | 461 | 284 | 20 | 61.6% | 3670 | 282.3 | 39 |
| 2013 | 14 | 389 | 250 | 9 | 64.3% | 3180 | 227.1 | 20 |
| 2014 | 13 | 460 | 318 | 5 | 69.1% | 3856 | 296.6 | 39 |
| 2015 | 14 | 463 | 309 | 7 | 66.7% | 3776 | 269.7 | 30 |
| 2016 | 13 | 463 | 304 | 11 | 65.7% | 3593 | 276.4 | 33 |
| 2017 | 14 | 491 | 309 | 13 | 62.9% | 4186 | 299.0 | 26 |
| 2018 | 12 | 402 | 244 | 10 | 60.7% | 2989 | 249.1 | 18 |

ANNUAL TEAM TOTAL OFFENSE TOTALS

| | G | PLAYS | YDS | YPG | YPP | TD |
|------|----|-------|------|-------|------|----|
| 1948 | 10 | 639 | 2718 | 271.8 | 4.25 | - |
| 1949 | 9 | 686 | 2737 | 304.1 | 3.98 | - |
| 1950 | 9 | 582 | 2218 | 246.4 | 3.81 | - |
| 1951 | 10 | 773 | 3236 | 323.6 | 4.18 | - |
| 1952 | 10 | 637 | 2563 | 256.3 | 4.02 | - |
| 1953 | 10 | 615 | 2677 | 267.7 | 4.35 | 24 |
| 1954 | 11 | 642 | 3359 | 305.3 | 5.23 | 33 |
| 1955 | 10 | 636 | 3128 | 312.8 | 4.91 | 34 |
| 1956 | 10 | 665 | 3481 | 348.1 | 5.23 | 31 |
| 1957 | 10 | 693 | 2375 | 237.5 | 3.42 | 12 |
| 1958 | 10 | 628 | 2823 | 282.3 | 4.49 | 21 |
| 1959 | 10 | 725 | 3292 | 328.2 | 4.54 | 25 |
| 1960 | 10 | 602 | 2349 | 234.9 | 3.90 | 11 |
| 1961 | 10 | 617 | 2858 | 285.8 | 4.63 | 21 |
| 1962 | 11 | 706 | 3641 | 331.0 | 5.15 | 37 |
| 1963 | 10 | 676 | 3307 | 330.7 | 4.89 | 29 |
| 1964 | 10 | 659 | 3526 | 352.6 | 5.35 | 27 |
| 1965 | 10 | 682 | 3748 | 374.8 | 5.49 | 36 |
| 1966 | 11 | 797 | 3701 | 336.4 | 4.64 | 27 |
| 1967 | 11 | 810 | 3804 | 345.8 | 4.69 | 31 |
| 1968 | 11 | 720 | 3873 | 352.0 | 5.38 | 34 |
| 1969 | 11 | 847 | 3681 | 334.6 | 4.34 | 34 |
| 1970 | 11 | 875 | 4956 | 450.5 | 5.66 | 45 |
| 1971 | 11 | 797 | 4022 | 365.6 | 5.04 | 30 |
| 1972 | 12 | 902 | 5182 | 431.8 | 5.74 | 59 |
| 1973 | 12 | 872 | 4574 | 381.1 | 5.24 | 36 |
| 1974 | 12 | 866 | 4512 | 376.0 | 5.21 | 41 |
| 1975 | 12 | 819 | 3935 | 327.9 | 4.80 | 29 |



ANNUAL TEAM STATISTICAL TOTALS

| | | | | | | |
|------|----|------|------|-------|------|----|
| 1976 | 12 | 877 | 5138 | 428.2 | 5.86 | 51 |
| 1977 | 12 | 904 | 5579 | 464.9 | 6.17 | 43 |
| 1978 | 13 | 972 | 4979 | 383.0 | 5.12 | 39 |
| 1979 | 12 | 902 | 5655 | 471.3 | 6.27 | 50 |
| 1980 | 11 | 824 | 4084 | 371.2 | 4.95 | 32 |
| 1981 | 12 | 860 | 4674 | 389.5 | 5.43 | 36 |
| 1982 | 11 | 824 | 3969 | 360.8 | 4.81 | 32 |
| 1983 | 11 | 772 | 3784 | 344.0 | 4.90 | 24 |
| 1984 | 12 | 902 | 4074 | 339.5 | 4.51 | 24 |
| 1985 | 12 | 877 | 4079 | 340.0 | 4.65 | 23 |
| 1986 | 12 | 820 | 3987 | 332.2 | 4.86 | 30 |
| 1987 | 12 | 922 | 5144 | 428.7 | 5.58 | 39 |
| 1988 | 12 | 971 | 5373 | 447.8 | 5.53 | 47 |
| 1989 | 12 | 940 | 5388 | 449.0 | 5.73 | 41 |
| 1990 | 13 | 955 | 5072 | 390.1 | 5.31 | 36 |
| 1991 | 11 | 802 | 3876 | 352.4 | 4.83 | 28 |
| 1992 | 12 | 836 | 3829 | 319.1 | 4.58 | 29 |
| 1993 | 13 | 941 | 5241 | 403.1 | 5.56 | 48 |
| 1994 | 12 | 850 | 4919 | 409.9 | 5.78 | 42 |
| 1995 | 12 | 879 | 4977 | 414.8 | 5.66 | 44 |
| 1996 | 12 | 817 | 4352 | 362.6 | 5.32 | 35 |
| 1997 | 11 | 759 | 3724 | 338.5 | 4.90 | 28 |
| 1998 | 13 | 836 | 4469 | 343.7 | 5.34 | 32 |
| 1999 | 12 | 915 | 4832 | 402.6 | 5.28 | 36 |
| 2000 | 12 | 898 | 4991 | 415.9 | 5.55 | 36 |
| 2001 | 12 | 791 | 3774 | 314.5 | 4.77 | 29 |
| 2002 | 13 | 1009 | 5840 | 449.2 | 5.78 | 58 |
| 2003 | 13 | 897 | 5818 | 447.5 | 6.49 | 59 |
| 2004 | 13 | 923 | 5838 | 449.1 | 6.33 | 61 |
| 2005 | 13 | 1006 | 7537 | 579.8 | 7.49 | 83 |
| 2006 | 13 | 863 | 5094 | 391.8 | 5.90 | 50 |
| 2007 | 13 | 977 | 5654 | 434.9 | 5.79 | 54 |
| 2008 | 13 | 891 | 5911 | 454.7 | 6.63 | 63 |
| 2009 | 13 | 817 | 5058 | 389.1 | 6.19 | 40 |
| 2010 | 13 | 930 | 5609 | 431.5 | 6.03 | 48 |
| 2011 | 12 | 839 | 5481 | 456.8 | 6.53 | 51 |
| 2012 | 13 | 853 | 5628 | 432.9 | 6.60 | 51 |
| 2013 | 14 | 924 | 5599 | 399.9 | 6.06 | 49 |
| 2014 | 13 | 984 | 5948 | 457.5 | 6.04 | 57 |
| 2015 | 14 | 990 | 6131 | 437.9 | 6.19 | 63 |
| 2016 | 13 | 969 | 6202 | 477.1 | 6.40 | 56 |
| 2017 | 14 | 1034 | 6777 | 484.1 | 6.55 | 60 |
| 2018 | 12 | 794 | 4591 | 382.6 | 5.78 | 39 |

| | | | | | |
|------|----|-----|------|------|----|
| 1998 | 13 | 207 | 2821 | 13.6 | 15 |
| 1999 | 12 | 245 | 3092 | 12.6 | 15 |
| 2000 | 12 | 245 | 3148 | 12.8 | 19 |
| 2001 | 12 | 222 | 2722 | 12.3 | 13 |
| 2002 | 13 | 313 | 3988 | 12.7 | 33 |
| 2003 | 13 | 274 | 3791 | 13.8 | 39 |
| 2004 | 13 | 282 | 3532 | 12.5 | 34 |
| 2005 | 13 | 312 | 4157 | 13.3 | 32 |
| 2006 | 13 | 273 | 3430 | 12.6 | 30 |
| 2007 | 13 | 286 | 3090 | 10.8 | 31 |
| 2008 | 13 | 254 | 3378 | 13.3 | 36 |
| 2009 | 13 | 228 | 2890 | 12.7 | 16 |
| 2010 | 13 | 279 | 3148 | 11.3 | 28 |
| 2011 | 12 | 309 | 3530 | 11.4 | 39 |
| 2012 | 13 | 284 | 3670 | 12.9 | 39 |
| 2013 | 14 | 250 | 3180 | 12.7 | 20 |
| 2014 | 13 | 318 | 3856 | 12.1 | 39 |
| 2015 | 14 | 309 | 3776 | 12.2 | 30 |
| 2016 | 13 | 304 | 3593 | 11.8 | 33 |
| 2017 | 14 | 309 | 4186 | 13.5 | 26 |
| 2018 | 12 | 244 | 2989 | 12.2 | 18 |

ANNUAL TEAM SCORING TOTALS

| | G | TD | 1XP | 2XP | FG | SAF | PTS |
|------|----|----|-------|------|-------|-----|-----|
| 1948 | 10 | 21 | 16 | 0 | 0 | 0 | 142 |
| 1949 | 9 | 31 | 25 | 0 | 1 | 0 | 214 |
| 1950 | 9 | 16 | 13 | 0 | 1 | 1 | 114 |
| 1951 | 10 | 34 | 28-34 | 0 | 3-4 | 0 | 241 |
| 1952 | 10 | 35 | 29 | 0 | 2 | 1 | 247 |
| 1953 | 10 | 28 | 21 | 0 | 2 | 2 | 199 |
| 1954 | 11 | 36 | 27-36 | 0-0 | 2-3 | 0 | 249 |
| 1955 | 10 | 39 | 28-37 | 0-0 | 1 | 0 | 265 |
| 1956 | 10 | 32 | 20-32 | 0-0 | 2 | 0 | 218 |
| 1957 | 10 | 13 | 6-13 | 0-0 | 0 | 2 | 86 |
| 1958 | 10 | 22 | 13-14 | 2-6 | 0 | 1 | 151 |
| 1959 | 10 | 27 | 9-17 | 6-10 | 4 | 0 | 195 |
| 1960 | 10 | 13 | 11-13 | 0-0 | 2 | 0 | 95 |
| 1961 | 10 | 22 | 11-15 | 2-7 | 1 | 0 | 150 |
| 1962 | 11 | 38 | 22-28 | 3-10 | 1 | 1 | 261 |
| 1963 | 10 | 29 | 18-22 | 4-6 | 1 | 2 | 207 |
| 1964 | 10 | 30 | 15-20 | 3 | 2 | 0 | 207 |
| 1965 | 10 | 38 | 27-32 | 2 | 1 | 0 | 262 |
| 1966 | 11 | 29 | 13-16 | 3 | 2 | 0 | 199 |
| 1967 | 11 | 35 | 34-35 | 0 | 4 | 1 | 258 |
| 1968 | 11 | 35 | 31-35 | 0 | 6 | 0 | 259 |
| 1969 | 11 | 35 | 27-30 | 3 | 6-11 | 0 | 261 |
| 1970 | 11 | 47 | 37-40 | 3 | 6-9 | 0 | 343 |
| 1971 | 11 | 32 | 22-25 | 0-7 | 5-6 | 0 | 229 |
| 1972 | 12 | 65 | 51-61 | 1-4 | 8-11 | 0 | 467 |
| 1973 | 12 | 40 | 34-37 | 2 | 14-20 | 1 | 322 |
| 1974 | 12 | 48 | 39-44 | 3 | 10-17 | 0 | 363 |
| 1975 | 12 | 32 | 25-28 | 3-4 | 8-21 | 0 | 247 |
| 1976 | 12 | 52 | 42-50 | 1-2 | 10-19 | 0 | 386 |
| 1977 | 12 | 45 | 34-38 | 3-7 | 15-22 | 1 | 357 |
| 1978 | 13 | 41 | 35-38 | 2-3 | 11-20 | 0 | 318 |
| 1979 | 12 | 53 | 51-53 | 0-0 | 6-15 | 1 | 389 |
| 1980 | 11 | 33 | 26-30 | 0-3 | 13-20 | 1 | 265 |
| 1981 | 12 | 37 | 34-35 | 0-2 | 12-20 | 1 | 294 |
| 1982 | 11 | 39 | 35-36 | 0-3 | 11-14 | 0 | 302 |
| 1983 | 11 | 25 | 20-21 | 1-4 | 12-21 | 1 | 210 |
| 1984 | 12 | 24 | 23-24 | 0-0 | 17-24 | 1 | 220 |
| 1985 | 12 | 25 | 23-24 | 1-1 | 16-24 | 0 | 223 |
| 1986 | 12 | 33 | 30-30 | 0-3 | 12-19 | 0 | 264 |
| 1987 | 12 | 40 | 35-38 | 2-2 | 14-20 | 0 | 321 |
| 1988 | 12 | 48 | 36-41 | 2-7 | 14-20 | 0 | 373 |
| 1989 | 12 | 43 | 40-40 | 1-3 | 12-17 | 0 | 336 |
| 1990 | 13 | 42 | 37-38 | 1-4 | 19-24 | 0 | 348 |
| 1991 | 11 | 29 | 25-25 | 3-4 | 8-17 | 0 | 229 |
| 1992 | 12 | 33 | 25-28 | 2-5 | 11-20 | 2 | 264 |
| 1993 | 13 | 48 | 34-40 | 4-8 | 6-14 | 0 | 348 |
| 1994 | 12 | 45 | 40-43 | 2-3 | 14-19 | 0 | 356 |
| 1995 | 12 | 47 | 40-42 | 2-5 | 9-13 | 1 | 355 |
| 1996 | 12 | 41 | 34-37 | 2-4 | 13-21 | 1 | 325 |
| 1997 | 11 | 29 | 25-27 | 2-2 | 10-13 | 0 | 233 |
| 1998 | 13 | 43 | 38-40 | 1-2 | 16-25 | 0 | 346 |
| 1999 | 12 | 45 | 42-45 | 0-0 | 12-22 | 0 | 348 |
| 2000 | 12 | 41 | 29-39 | 1-2 | 10-18 | 1 | 309 |
| 2001 | 12 | 37 | 31-34 | 0-2 | 15-18 | 0 | 298 |
| 2002 | 13 | 60 | 54-59 | 0-1 | 17-26 | 0 | 465 |
| 2003 | 13 | 68 | 65-67 | 0-1 | 19-24 | 2 | 534 |
| 2004 | 13 | 64 | 64-64 | 0-0 | 16-25 | 0 | 496 |
| 2005 | 13 | 87 | 83-86 | 0-1 | 11-12 | 0 | 638 |
| 2006 | 13 | 50 | 44-48 | 1-2 | 16-17 | 1 | 396 |
| 2007 | 13 | 54 | 52-54 | 0-0 | 16-19 | 0 | 424 |
| 2008 | 13 | 66 | 65-66 | 0-0 | 9-13 | 0 | 488 |
| 2009 | 13 | 44 | 42-42 | 1-2 | 12-17 | 0 | 344 |
| 2010 | 13 | 53 | 43-43 | 6-11 | 10-16 | 0 | 403 |
| 2011 | 12 | 55 | 50-50 | 1-4 | 15-17 | 1 | 429 |
| 2012 | 13 | 56 | 39-41 | 2-7 | 10-16 | 0 | 417 |
| 2013 | 14 | 53 | 49-52 | 1-1 | 15-22 | 1 | 416 |
| 2014 | 13 | 63 | 61-62 | 0-1 | 9-11 | 0 | 466 |
| 2015 | 14 | 63 | 58-60 | 0-3 | 13-17 | 0 | 475 |
| 2016 | 13 | 56 | 53-54 | 1-2 | 18-25 | 1 | 447 |
| 2017 | 14 | 60 | 58-59 | 1-1 | 12-17 | 0 | 456 |
| 2018 | 12 | 39 | 38-38 | 1-1 | 13-17 | 0 | 313 |

ANNUAL TEAM RECEIVING TOTALS

| | G | NO. | YDS | AVG. | TD |
|------|----|-----|------|------|----|
| 1948 | 10 | 88 | 1003 | 11.4 | 4 |
| 1949 | 9 | 128 | 1582 | 12.4 | 14 |
| 1950 | 9 | 77 | 723 | 9.4 | 2 |
| 1951 | 10 | 114 | 1298 | 11.4 | 6 |
| 1952 | 10 | 81 | 1113 | 13.7 | 15 |
| 1953 | 10 | 71 | 983 | 13.8 | 7 |
| 1954 | 11 | 78 | 1240 | 15.9 | 11 |
| 1955 | 10 | 72 | 1012 | 14.1 | 9 |
| 1956 | 10 | 48 | 786 | 16.4 | 8 |
| 1957 | 10 | 80 | 904 | 11.3 | 2 |
| 1958 | 10 | 54 | 792 | 14.7 | 7 |
| 1959 | 10 | 51 | 799 | 15.7 | 7 |
| 1960 | 10 | 57 | 744 | 13.1 | 3 |
| 1961 | 10 | 79 | 1165 | 14.7 | 7 |
| 1962 | 11 | 91 | 1644 | 18.1 | 18 |
| 1963 | 10 | 108 | 1495 | 13.8 | 11 |
| 1964 | 10 | 112 | 1704 | 15.2 | 11 |
| 1965 | 10 | 87 | 1186 | 13.6 | 14 |
| 1966 | 11 | 135 | 1588 | 11.8 | 11 |
| 1967 | 11 | 91 | 1271 | 14.0 | 10 |
| 1968 | 11 | 128 | 1502 | 11.7 | 10 |
| 1969 | 11 | 95 | 1324 | 13.9 | 15 |
| 1970 | 11 | 141 | 2208 | 15.6 | 14 |
| 1971 | 11 | 128 | 1611 | 12.5 | 14 |
| 1972 | 12 | 148 | 2222 | 15.0 | 12 |
| 1973 | 12 | 139 | 1849 | 13.3 | 14 |
| 1974 | 12 | 78 | 1125 | 14.4 | 15 |
| 1975 | 12 | 50 | 919 | 18.4 | 4 |
| 1976 | 12 | 128 | 1926 | 15.0 | 18 |
| 1977 | 12 | 151 | 2348 | 15.5 | 19 |
| 1978 | 13 | 132 | 1875 | 14.3 | 20 |
| 1979 | 12 | 174 | 2327 | 13.4 | 19 |
| 1980 | 11 | 131 | 1595 | 12.2 | 11 |
| 1981 | 12 | 103 | 1321 | 12.8 | 9 |
| 1982 | 11 | 163 | 2145 | 13.2 | 12 |
| 1983 | 11 | 159 | 2155 | 13.6 | 11 |
| 1984 | 12 | 150 | 1844 | 12.3 | 6 |
| 1985 | 12 | 155 | 1867 | 12.0 | 11 |
| 1986 | 12 | 170 | 2343 | 13.8 | 13 |
| 1987 | 12 | 208 | 2826 | 13.6 | 22 |
| 1988 | 12 | 229 | 2875 | 12.6 | 19 |
| 1989 | 12 | 231 | 2750 | 11.9 | 19 |
| 1990 | 13 | 226 | 2762 | 12.2 | 16 |
| 1991 | 11 | 152 | 1837 | 12.1 | 6 |
| 1992 | 12 | 182 | 2453 | 13.5 | 15 |
| 1993 | 13 | 327 | 3829 | 11.7 | 31 |
| 1994 | 12 | 248 | 3347 | 13.5 | 23 |
| 1995 | 12 | 266 | 3167 | 11.9 | 25 |
| 1996 | 12 | 209 | 2984 | 14.3 | 22 |
| 1997 | 11 | 179 | 2195 | 12.3 | 14 |



ANNUAL TEAM PUNTING TOTALS

| | G | NO. | YDS | AVG. |
|------|----|-----|------|------|
| 1948 | 10 | 66 | 2340 | 35.5 |
| 1949 | 9 | 55 | 2139 | 38.9 |
| 1950 | 9 | 60 | 2138 | 35.6 |
| 1951 | 10 | 81 | 3036 | 37.5 |
| 1952 | 10 | 65 | 2673 | 41.1 |
| 1953 | 10 | 58 | 2307 | 39.8 |
| 1954 | 11 | 60 | 2217 | 37.0 |
| 1955 | 10 | 41 | 1474 | 36.0 |
| 1956 | 10 | 43 | 1628 | 37.9 |
| 1957 | 10 | 59 | 2144 | 36.4 |
| 1958 | 10 | 42 | 1443 | 34.4 |
| 1959 | 10 | 42 | 1490 | 35.5 |
| 1960 | 10 | 42 | 1541 | 36.8 |
| 1961 | 10 | 40 | 1572 | 39.3 |
| 1962 | 11 | 64 | 2532 | 39.6 |
| 1963 | 10 | 46 | 1752 | 38.1 |
| 1964 | 10 | 44 | 1647 | 37.4 |
| 1965 | 10 | 41 | 1474 | 35.9 |
| 1966 | 11 | 47 | 1735 | 36.9 |
| 1967 | 11 | 66 | 2278 | 34.5 |
| 1968 | 11 | 65 | 2371 | 34.9 |
| 1969 | 11 | 75 | 2861 | 38.2 |
| 1970 | 11 | 50 | 1716 | 34.3 |
| 1971 | 11 | 68 | 2588 | 38.1 |
| 1972 | 12 | 49 | 1761 | 36.1 |
| 1973 | 12 | 57 | 2059 | 36.1 |
| 1974 | 12 | 43 | 1632 | 38.0 |
| 1975 | 12 | 61 | 2397 | 39.3 |
| 1976 | 12 | 57 | 2139 | 37.5 |
| 1977 | 12 | 53 | 1992 | 37.6 |
| 1978 | 13 | 71 | 2921 | 41.1 |
| 1979 | 12 | 43 | 1569 | 36.5 |
| 1980 | 11 | 50 | 1911 | 38.2 |
| 1981 | 12 | 52 | 2097 | 40.3 |
| 1982 | 11 | 65 | 2741 | 42.2 |
| 1983 | 11 | 61 | 2475 | 40.6 |
| 1984 | 12 | 73 | 2837 | 38.9 |
| 1985 | 12 | 56 | 2125 | 37.9 |
| 1986 | 12 | 50 | 1984 | 39.7 |
| 1987 | 12 | 56 | 2011 | 35.9 |
| 1988 | 12 | 43 | 1696 | 39.4 |
| 1989 | 12 | 58 | 2148 | 37.0 |
| 1990 | 13 | 59 | 2413 | 40.9 |
| 1991 | 11 | 67 | 2699 | 40.3 |
| 1992 | 12 | 80 | 3099 | 38.7 |
| 1993 | 13 | 69 | 2627 | 38.1 |
| 1994 | 12 | 66 | 2881 | 43.7 |
| 1995 | 12 | 47 | 2007 | 42.7 |
| 1996 | 12 | 67 | 3006 | 44.9 |
| 1997 | 11 | 78 | 3217 | 41.2 |
| 1998 | 13 | 88 | 3303 | 37.5 |
| 1999 | 12 | 74 | 3067 | 41.4 |
| 2000 | 12 | 63 | 2281 | 36.2 |
| 2001 | 12 | 79 | 3082 | 39.0 |
| 2002 | 13 | 65 | 2632 | 40.5 |
| 2003 | 13 | 44 | 2084 | 47.4 |
| 2004 | 13 | 51 | 2165 | 42.5 |
| 2005 | 13 | 33 | 1373 | 41.6 |
| 2006 | 13 | 49 | 1838 | 37.5 |
| 2007 | 13 | 63 | 2274 | 36.1 |
| 2008 | 13 | 47 | 1733 | 36.9 |
| 2009 | 13 | 63 | 2469 | 39.2 |
| 2010 | 13 | 45 | 2513 | 40.8 |
| 2011 | 12 | 39 | 1562 | 40.1 |
| 2012 | 13 | 45 | 1899 | 42.2 |
| 2013 | 14 | 79 | 2928 | 37.1 |
| 2014 | 13 | 69 | 2748 | 39.8 |
| 2015 | 14 | 67 | 2685 | 40.1 |
| 2016 | 13 | 50 | 1917 | 38.3 |
| 2017 | 14 | 56 | 2289 | 40.9 |
| 2018 | 12 | 66 | 3922 | 38.7 |

ANNUAL TEAM PUNT RETURN TOTALS

| | G | NO. | YDS | AVG. | TD |
|------|----|-----|-----|------|----|
| 1948 | 10 | 38 | 422 | 11.1 | -- |
| 1949 | 9 | 36 | 626 | 17.4 | -- |
| 1950 | 9 | 42 | 367 | 8.7 | -- |
| 1951 | 10 | 50 | 532 | 10.6 | -- |
| 1952 | 10 | 60 | 827 | 13.8 | -- |
| 1953 | 10 | 42 | 493 | 11.7 | 1 |
| 1954 | 11 | 36 | 368 | 10.2 | -- |
| 1955 | 10 | 33 | 526 | 15.9 | 3 |
| 1956 | 10 | 31 | 288 | 9.3 | 0 |
| 1957 | 10 | 32 | 390 | 12.2 | 1 |
| 1958 | 10 | 28 | 203 | 7.3 | 0 |
| 1959 | 10 | 33 | 413 | 12.5 | 2 |
| 1960 | 10 | 23 | 208 | 9.0 | 0 |
| 1961 | 10 | 18 | 208 | 11.6 | 1 |
| 1962 | 11 | 20 | 180 | 9.0 | 0 |
| 1963 | 10 | 33 | 266 | 8.0 | 0 |
| 1964 | 10 | 32 | 309 | 9.7 | 1 |
| 1965 | 10 | 31 | 342 | 11.0 | 2 |

| | | | | | |
|------|----|----|-----|------|---|
| 1966 | 11 | 22 | 219 | 9.8 | 1 |
| 1967 | 11 | 50 | 611 | 12.2 | 2 |
| 1968 | 11 | 32 | 230 | 7.2 | 0 |
| 1969 | 11 | 47 | 335 | 7.1 | 0 |
| 1970 | 11 | 30 | 216 | 7.2 | 0 |
| 1971 | 11 | 25 | 215 | 8.6 | 0 |
| 1972 | 12 | 38 | 399 | 10.5 | 2 |
| 1973 | 12 | 20 | 197 | 9.9 | 1 |
| 1974 | 12 | 26 | 218 | 8.4 | 0 |
| 1975 | 12 | 40 | 445 | 11.1 | 1 |
| 1976 | 12 | 20 | 82 | 4.1 | 0 |
| 1977 | 12 | 32 | 233 | 7.3 | 0 |
| 1978 | 13 | 37 | 230 | 6.2 | 0 |
| 1979 | 12 | 25 | 317 | 12.7 | 1 |
| 1980 | 11 | 29 | 193 | 6.7 | 0 |
| 1981 | 12 | 20 | 144 | 7.2 | 0 |
| 1982 | 11 | 34 | 288 | 8.5 | 1 |
| 1983 | 11 | 28 | 200 | 7.1 | 0 |
| 1984 | 12 | 38 | 239 | 6.3 | 0 |
| 1985 | 12 | 22 | 149 | 6.8 | 0 |
| 1986 | 12 | 26 | 141 | 5.4 | 0 |
| 1987 | 12 | 31 | 273 | 8.8 | 0 |
| 1988 | 12 | 27 | 205 | 7.6 | 0 |
| 1989 | 12 | 36 | 293 | 8.1 | 1 |
| 1990 | 13 | 27 | 360 | 13.3 | 2 |
| 1991 | 11 | 24 | 272 | 7.2 | 0 |
| 1992 | 12 | 34 | 380 | 11.2 | 1 |
| 1993 | 13 | 31 | 256 | 8.3 | 0 |
| 1994 | 12 | 27 | 208 | 7.7 | 0 |
| 1995 | 12 | 32 | 261 | 8.2 | 0 |
| 1996 | 12 | 25 | 226 | 9.0 | 1 |
| 1997 | 11 | 29 | 235 | 8.1 | 0 |
| 1998 | 13 | 37 | 400 | 10.8 | 4 |
| 1999 | 12 | 30 | 284 | 9.5 | 1 |
| 2000 | 12 | 26 | 239 | 9.2 | 2 |
| 2001 | 12 | 36 | 303 | 8.4 | 1 |
| 2002 | 13 | 41 | 296 | 7.2 | 1 |
| 2003 | 13 | 35 | 237 | 6.8 | 0 |
| 2004 | 13 | 30 | 406 | 13.5 | 2 |
| 2005 | 13 | 22 | 190 | 8.6 | 1 |
| 2006 | 13 | 21 | 130 | 6.2 | 0 |
| 2007 | 13 | 39 | 246 | 6.3 | 0 |
| 2008 | 13 | 49 | 392 | 8.0 | 0 |
| 2009 | 13 | 28 | 381 | 13.6 | 2 |
| 2010 | 13 | 25 | 364 | 14.6 | 1 |
| 2011 | 12 | 26 | 267 | 10.3 | 0 |
| 2012 | 13 | 27 | 192 | 7.1 | 1 |
| 2013 | 14 | 31 | 425 | 13.7 | 3 |
| 2014 | 13 | 22 | 214 | 9.7 | 2 |
| 2015 | 14 | 27 | 255 | 9.4 | 2 |
| 2016 | 13 | 27 | 414 | 15.3 | 2 |
| 2017 | 14 | 21 | 229 | 10.9 | 2 |
| 2018 | 12 | 22 | 231 | 10.5 | 2 |

ANNUAL TEAM KICK RETURN TOTALS

| | G | NO. | YDS | AVG. | TD |
|------|----|-----|------|------|----|
| 1950 | 9 | 34 | 692 | 20.0 | -- |
| 1951 | 10 | 41 | 843 | 20.6 | -- |
| 1952 | 10 | 19 | 305 | 16.2 | -- |
| 1953 | 10 | 33 | 588 | 17.9 | 0 |
| 1954 | 11 | 30 | 586 | 19.5 | -- |
| 1955 | 10 | 33 | 852 | 25.8 | 1 |
| 1956 | 10 | 28 | 599 | 21.4 | 1 |
| 1957 | 10 | 37 | 626 | 16.9 | 0 |
| 1958 | 10 | 26 | 588 | 22.7 | 1 |
| 1959 | 10 | 15 | 297 | 19.8 | 0 |
| 1960 | 10 | 33 | 576 | 17.5 | 0 |
| 1961 | 10 | 33 | 622 | 18.8 | 0 |
| 1962 | 11 | 23 | 570 | 24.8 | 1 |
| 1963 | 10 | 29 | 618 | 21.1 | 0 |
| 1964 | 10 | 29 | 609 | 21.0 | 0 |
| 1965 | 10 | 24 | 411 | 17.1 | 0 |
| 1966 | 11 | 29 | 589 | 20.3 | 0 |
| 1967 | 11 | 27 | 536 | 19.9 | 0 |
| 1968 | 11 | 35 | 632 | 18.1 | 0 |
| 1969 | 11 | 28 | 502 | 17.8 | 0 |
| 1970 | 11 | 43 | 1081 | 25.0 | 1 |
| 1971 | 11 | 29 | 699 | 24.1 | 1 |
| 1972 | 12 | 29 | 679 | 23.3 | 2 |
| 1973 | 12 | 43 | 818 | 19.0 | 1 |
| 1974 | 12 | 36 | 904 | 25.1 | 3 |
| 1975 | 12 | 30 | 577 | 19.2 | 0 |
| 1976 | 12 | 29 | 533 | 18.4 | 0 |
| 1977 | 12 | 37 | 664 | 17.9 | 0 |
| 1978 | 13 | 33 | 600 | 18.2 | 0 |
| 1979 | 12 | 31 | 565 | 18.2 | 0 |
| 1980 | 11 | 19 | 385 | 20.3 | 0 |
| 1981 | 12 | 28 | 526 | 18.8 | 0 |
| 1982 | 11 | 12 | 232 | 19.3 | 0 |
| 1983 | 11 | 19 | 324 | 17.1 | 0 |
| 1984 | 12 | 25 | 420 | 16.8 | 0 |
| 1985 | 12 | 23 | 412 | 17.9 | 0 |
| 1986 | 12 | 40 | 919 | 23.0 | 0 |
| 1987 | 12 | 43 | 743 | 17.3 | 0 |
| 1988 | 12 | 34 | 620 | 18.2 | 0 |



ANNUAL TEAM STATISTICAL TOTALS

| | | | | | |
|------|----|----|------|------|---|
| 1989 | 12 | 27 | 439 | 16.3 | 0 |
| 1990 | 13 | 44 | 863 | 19.6 | 0 |
| 1991 | 11 | 38 | 754 | 19.8 | 0 |
| 1992 | 12 | 39 | 851 | 21.8 | 1 |
| 1993 | 13 | 36 | 707 | 19.6 | 0 |
| 1994 | 12 | 37 | 675 | 18.2 | 0 |
| 1995 | 12 | 35 | 643 | 18.4 | 0 |
| 1996 | 12 | 34 | 730 | 21.5 | 2 |
| 1997 | 11 | 34 | 710 | 20.9 | 1 |
| 1998 | 13 | 38 | 859 | 22.6 | 1 |
| 1999 | 12 | 36 | 651 | 18.1 | 0 |
| 2000 | 12 | 45 | 877 | 19.5 | 0 |
| 2001 | 12 | 26 | 491 | 18.9 | 0 |
| 2002 | 13 | 26 | 455 | 17.5 | 0 |
| 2003 | 13 | 34 | 770 | 22.6 | 1 |
| 2004 | 13 | 29 | 687 | 23.7 | 0 |
| 2005 | 13 | 43 | 929 | 21.6 | 0 |
| 2006 | 13 | 28 | 650 | 23.2 | 1 |
| 2007 | 13 | 39 | 880 | 22.6 | 0 |
| 2008 | 13 | 23 | 610 | 26.5 | 1 |
| 2009 | 13 | 50 | 943 | 18.9 | 0 |
| 2010 | 13 | 51 | 1248 | 24.5 | 1 |
| 2011 | 12 | 42 | 870 | 20.7 | 1 |
| 2012 | 13 | 36 | 942 | 26.2 | 2 |
| 2013 | 14 | 33 | 476 | 14.4 | 0 |
| 2014 | 13 | 44 | 974 | 22.1 | 2 |
| 2015 | 14 | 52 | 984 | 18.9 | 0 |
| 2016 | 13 | 40 | 929 | 23.2 | 2 |
| 2017 | 14 | 40 | 901 | 22.5 | 0 |
| 2018 | 12 | 29 | 657 | 22.7 | 0 |

ANNUAL TEAM RUSH DEFENSE TOTALS

| | G | TCB | YDS | YPC | TD | YPG |
|------|----|-----|------|-----|----|-------|
| 1952 | 10 | 458 | 1107 | 2.2 | 5 | 108.3 |
| 1953 | 10 | 447 | 1502 | 3.3 | - | 150.2 |
| 1954 | 12 | 544 | 1881 | 3.5 | 13 | 156.7 |
| 1955 | 10 | 437 | 1706 | 3.9 | 15 | 170.6 |
| 1956 | 10 | 437 | 1486 | 3.4 | 12 | 148.6 |
| 1957 | 10 | 572 | 2464 | 4.3 | 20 | 246.4 |
| 1958 | 10 | 496 | 1764 | 3.5 | 14 | 176.4 |
| 1959 | 10 | 408 | 981 | 2.4 | 8 | 98.1 |
| 1960 | 10 | 471 | 1727 | 3.7 | 17 | 172.7 |
| 1961 | 10 | 525 | 2285 | 4.4 | 14 | 228.5 |
| 1962 | 11 | 460 | 1401 | 3.0 | 8 | 127.4 |
| 1963 | 10 | 450 | 1472 | 3.3 | 8 | 147.2 |
| 1964 | 10 | 446 | 1336 | 2.9 | 7 | 133.6 |
| 1965 | 10 | 396 | 1218 | 3.1 | 9 | 121.8 |
| 1966 | 11 | 404 | 1151 | 2.8 | 7 | 104.6 |
| 1967 | 11 | 439 | 906 | 2.0 | 4 | 82.3 |
| 1968 | 11 | 554 | 1836 | 3.3 | 10 | 166.9 |
| 1969 | 11 | 478 | 1118 | 2.3 | 10 | 101.6 |
| 1970 | 11 | 457 | 1423 | 3.1 | 18 | 129.3 |
| 1971 | 11 | 535 | 2252 | 4.2 | 19 | 204.7 |
| 1972 | 12 | 550 | 1323 | 2.4 | 11 | 110.2 |
| 1973 | 12 | 638 | 2252 | 3.5 | 18 | 187.7 |
| 1974 | 12 | 508 | 1749 | 3.4 | 8 | 145.8 |
| 1975 | 12 | 508 | 1746 | 3.4 | 10 | 145.5 |
| 1976 | 12 | 498 | 1580 | 3.1 | 11 | 131.7 |
| 1977 | 12 | 509 | 1705 | 3.3 | 16 | 142.1 |
| 1978 | 13 | 511 | 1195 | 2.3 | 4 | 91.9 |
| 1979 | 12 | 477 | 1512 | 3.1 | 10 | 126 |
| 1980 | 11 | 413 | 1064 | 2.5 | 6 | 96.7 |
| 1981 | 12 | 504 | 1709 | 3.3 | 10 | 142.4 |
| 1982 | 11 | 410 | 1047 | 2.5 | 8 | 95.2 |
| 1983 | 11 | 482 | 1694 | 3.5 | 15 | 154.0 |
| 1984 | 12 | 432 | 1251 | 2.9 | 6 | 104.3 |
| 1985 | 12 | 497 | 1774 | 3.5 | 12 | 147.8 |
| 1986 | 12 | 567 | 2094 | 3.7 | 13 | 174.5 |
| 1987 | 12 | 516 | 1791 | 3.5 | 17 | 149.2 |
| 1988 | 12 | 361 | 1051 | 2.9 | 9 | 87.6 |
| 1989 | 12 | 354 | 795 | 2.3 | 6 | 66.3 |
| 1990 | 13 | 457 | 1429 | 3.1 | 16 | 109.9 |
| 1991 | 11 | 467 | 2064 | 4.4 | 16 | 187.6 |
| 1992 | 12 | 461 | 1564 | 3.4 | 13 | 130.3 |
| 1993 | 13 | 551 | 2262 | 4.1 | 18 | 174 |
| 1994 | 12 | 475 | 1948 | 4.1 | 16 | 162.3 |
| 1995 | 12 | 459 | 1591 | 3.5 | 18 | 132.6 |
| 1996 | 12 | 501 | 2078 | 4.2 | 20 | 173.2 |
| 1997 | 11 | 381 | 1032 | 2.7 | 12 | 93.8 |
| 1998 | 13 | 537 | 2023 | 3.8 | 14 | 155.6 |
| 1999 | 12 | 435 | 1407 | 3.2 | 13 | 117.2 |
| 2000 | 12 | 485 | 1509 | 3.1 | 22 | 125.7 |
| 2001 | 12 | 483 | 1863 | 3.9 | 11 | 155.2 |
| 2002 | 13 | 388 | 1081 | 2.8 | 9 | 83.2 |
| 2003 | 13 | 425 | 782 | 1.8 | 9 | 60.2 |
| 2004 | 13 | 394 | 1032 | 2.6 | 5 | 79.4 |
| 2005 | 13 | 444 | 1697 | 3.8 | 17 | 130.5 |
| 2006 | 13 | 399 | 1184 | 3.0 | 6 | 91.1 |
| 2007 | 13 | 431 | 1094 | 2.5 | 13 | 84.2 |
| 2008 | 13 | 416 | 1136 | 2.7 | 8 | 87.4 |
| 2009 | 13 | 456 | 1666 | 3.7 | 18 | 128.2 |
| 2010 | 13 | 416 | 1826 | 4.4 | 12 | 140.5 |
| 2011 | 12 | 369 | 1337 | 3.6 | 17 | 111.4 |
| 2012 | 13 | 533 | 2171 | 4.1 | 17 | 167.0 |
| 2013 | 14 | 426 | 1689 | 4.0 | 14 | 120.6 |
| 2014 | 13 | 453 | 1734 | 3.8 | 20 | 133.4 |

| | | | | | | |
|------|----|-----|------|-----|----|-------|
| 2015 | 14 | 527 | 2090 | 4.0 | 17 | 149.3 |
| 2016 | 13 | 448 | 1815 | 4.1 | 16 | 139.6 |
| 2017 | 14 | 510 | 2221 | 4.4 | 20 | 158.6 |
| 2018 | 12 | 460 | 1973 | 4.3 | 20 | 164.4 |

ANNUAL TEAM PASS DEFENSE TOTALS

| | G | PA | PC | PCT | INT | NYG | YPG | TD | EFF |
|------|----|-----|-----|------|-----|------|-------|----|-------|
| 1955 | 10 | 142 | 69 | 48.6 | 14 | 1234 | 123.4 | 6 | -- |
| 1956 | 10 | 172 | 82 | 47.7 | 18 | 1074 | 107.4 | 6 | -- |
| 1957 | 10 | 133 | 64 | 48.1 | 6 | 785 | 78.5 | 8 | -- |
| 1958 | 10 | 165 | 66 | 40.0 | 13 | 801 | 80.1 | 3 | 71.0 |
| 1959 | 10 | 195 | 78 | 40.0 | 18 | 863 | 86.3 | 4 | 65.5 |
| 1960 | 10 | 170 | 84 | 49.4 | 17 | 1075 | 107.5 | 2 | 86.4 |
| 1961 | 10 | 111 | 50 | 45.0 | 10 | 666 | 66.6 | 6 | 95.3 |
| 1962 | 11 | 249 | 133 | 53.4 | 22 | 1461 | 132.8 | 4 | 90.33 |
| 1963 | 10 | 145 | 61 | 42.1 | 12 | 946 | 94.6 | 6 | 93.98 |
| 1964 | 10 | 204 | 105 | 51.8 | 11 | 1253 | 125.3 | 10 | 108.5 |
| 1965 | 10 | 214 | 94 | 43.9 | 15 | 1164 | 116.4 | 5 | 83.3 |
| 1966 | 11 | 230 | 114 | 49.6 | 17 | 1417 | 128.8 | 6 | 95.1 |
| 1967 | 11 | 256 | 108 | 42.2 | 21 | 1314 | 119.5 | 5 | 75.3 |
| 1968 | 11 | 266 | 117 | 44.0 | 19 | 1626 | 147.8 | 8 | 90.97 |
| 1969 | 11 | 301 | 152 | 50.5 | 18 | 1650 | 150.0 | 6 | 91.2 |
| 1970 | 11 | 389 | 208 | 53.5 | 26 | 2699 | 245.4 | 12 | 108.6 |
| 1971 | 11 | 256 | 105 | 41.0 | 28 | 1258 | 144.4 | 4 | 65.58 |
| 1972 | 12 | 199 | 114 | 57.3 | 12 | 1754 | 146.2 | 5 | 127.6 |
| 1973 | 12 | 266 | 121 | 45.5 | 26 | 1521 | 126.8 | 6 | 81.4 |
| 1974 | 12 | 254 | 122 | 48.0 | 25 | 1405 | 117.1 | 8 | 85.2 |
| 1975 | 12 | 293 | 139 | 47.4 | 17 | 1698 | 141.5 | 7 | 92.4 |
| 1976 | 12 | 300 | 134 | 44.7 | 27 | 1639 | 136.6 | 5 | 78.1 |
| 1977 | 12 | 293 | 140 | 47.8 | 15 | 1533 | 127.8 | 9 | 91.63 |
| 1978 | 13 | 347 | 175 | 50.4 | 27 | 2390 | 183.8 | 12 | 104.1 |
| 1979 | 12 | 352 | 175 | 49.7 | 19 | 2486 | 207.2 | 10 | 107.6 |
| 1980 | 11 | 238 | 120 | 50.4 | 18 | 1513 | 137.5 | 9 | 101.2 |
| 1981 | 12 | 311 | 160 | 51.4 | 13 | 1822 | 151.8 | 7 | 99.7 |
| 1982 | 11 | 332 | 164 | 49.4 | 24 | 1870 | 170.0 | 7 | 89.2 |
| 1983 | 11 | 267 | 144 | 53.9 | 15 | 1936 | 176.0 | 8 | 113.5 |
| 1984 | 12 | 392 | 190 | 48.5 | 18 | 2277 | 189.8 | 12 | 98.2 |
| 1985 | 12 | 294 | 149 | 50.9 | 16 | 1731 | 144.3 | 9 | 99.4 |
| 1986 | 12 | 326 | 194 | 59.5 | 13 | 2219 | 184.9 | 14 | 122.9 |
| 1987 | 12 | 311 | 170 | 54.7 | 19 | 2174 | 181.2 | 10 | 111.8 |
| 1988 | 12 | 366 | 199 | 54.4 | 17 | 2259 | 188.3 | 13 | 108.7 |
| 1989 | 12 | 333 | 174 | 52.3 | 15 | 2066 | 172.2 | 9 | 104.3 |
| 1990 | 13 | 388 | 197 | 50.8 | 18 | 2748 | 211.4 | 18 | 116.3 |
| 1991 | 11 | 288 | 158 | 54.9 | 11 | 2188 | 198.9 | 16 | 129.4 |
| 1992 | 12 | 369 | 198 | 53.7 | 10 | 2608 | 217.3 | 16 | 122.6 |
| 1993 | 13 | 356 | 187 | 52.5 | 15 | 2163 | 166.4 | 12 | 106.3 |
| 1994 | 12 | 372 | 191 | 51.3 | 18 | 2669 | 222.4 | 13 | 133.4 |
| 1995 | 12 | 395 | 229 | 58.0 | 14 | 2475 | 206.3 | 6 | 112.1 |
| 1996 | 12 | 390 | 220 | 56.4 | 16 | 2289 | 190.8 | 11 | 106.8 |
| 1997 | 11 | 391 | 217 | 55.5 | 14 | 2931 | 266.5 | 16 | 124.8 |
| 1998 | 13 | 461 | 229 | 49.7 | 24 | 2299 | 176.8 | 14 | 91.2 |
| 1999 | 12 | 463 | 249 | 53.8 | 21 | 3069 | 255.8 | 19 | 113.9 |
| 2000 | 12 | 359 | 184 | 51.3 | 7 | 2607 | 217.3 | 17 | 124.0 |
| 2001 | 12 | 338 | 185 | 54.7 | 20 | 2107 | 175.6 | 11 | 106.0 |
| 2002 | 13 | 454 | 226 | 49.8 | 17 | 2623 | 201.8 | 16 | 102.5 |
| 2003 | 13 | 567 | 312 | 55.0 | 22 | 3591 | 276.2 | 18 | 110.9 |
| 2004 | 13 | 457 | 246 | 53.8 | 22 | 2599 | 199.9 | 13 | 101.4 |
| 2005 | 13 | 452 | 270 | 59.7 | 22 | 2995 | 230.4 | 18 | 118.8 |
| 2006 | 13 | 436 | 238 | 54.6 | 11 | 2662 | 204.8 | 13 | 110.7 |
| 2007 | 13 | 444 | 241 | 54.3 | 12 | 2457 | 189.0 | 9 | 102.1 |
| 2008 | 13 | 382 | 199 | 52.1 | 19 | 1747 | 134.4 | 6 | 85.8 |
| 2009 | 13 | 463 | 241 | 52.1 | 11 | 2760 | 212.3 | 12 | 105.9 |
| 2010 | 13 | 464 | 278 | 59.9 | 15 | 3374 | 259.5 | 30 | 135.9 |
| 2011 | 12 | 457 | 292 | 63.9 | 9 | 3160 | 263.3 | 17 | 130.3 |
| 2012 | 13 | 434 | 262 | 60.4 | 19 | 2951 | 227.0 | 20 | 123.9 |
| 2013 | 14 | 516 | 293 | 56.8 | 17 | 3004 | 214.6 | 20 | 111.9 |
| 2014 | 13 | 548 | 322 | 58.8 | 14 | 3569 | 274.5 | 20 | 120.4 |
| 2015 | 14 | 457 | 288 | 63.0 | 14 | 3521 | 251.5 | 25 | 139.7 |
| 2016 | 13 | 439 | 250 | 56.9 | 14 | 2958 | 227.5 | 24 | 125.2 |
| 2017 | 14 | 475 | 258 | 54.3 | 16 | 3318 | 237.0 | 22 | 121.5 |
| 2018 | 12 | 408 | 239 | 58.6 | 4 | 2679 | 223.2 | 20 | 128.0 |

ANNUAL TEAM TOTAL DEFENSE TOTALS

| | G | PLAYS | YDS | TD | YPG | YPP |
|------|----|-------|------|----|-------|------|
| 1955 | 10 | 579 | 2940 | 21 | 294.0 | 5.08 |
| 1956 | 10 | 609 | 2560 | 19 | 256.0 | 4.92 |
| 1957 | 10 | 705 | 3249 | 30 | 324.9 | 4.61 |
| 1958 | 10 | 661 | 2565 | 17 | 256.5 | 3.88 |
| 1959 | 10 | 603 | 1844 | 12 | 184.4 | 3.06 |
| 1960 | 10 | 641 | 2802 | 20 | 280.2 | 4.64 |
| 1961 | 10 | 636 | 2951 | 20 | 295.1 | |

ANNUAL TEAM STATISTICAL TOTALS

| | | | | | | |
|------|----|------|------|----|-------|------|
| 1975 | 12 | 801 | 3408 | 17 | 284.0 | 4.25 |
| 1976 | 12 | 798 | 3219 | 16 | 268.3 | 4.04 |
| 1977 | 12 | 857 | 3571 | 27 | 297.6 | 4.17 |
| 1978 | 13 | 858 | 3585 | 16 | 275.8 | 4.18 |
| 1979 | 12 | 829 | 3998 | 20 | 333.2 | 4.82 |
| 1980 | 11 | 651 | 2577 | 15 | 234.3 | 3.96 |
| 1981 | 12 | 815 | 3531 | 17 | 294.3 | 4.33 |
| 1982 | 11 | 742 | 2917 | 15 | 265.2 | 3.93 |
| 1983 | 11 | 754 | 3523 | 23 | 320.3 | 4.67 |
| 1984 | 12 | 824 | 3528 | 18 | 294.0 | 4.28 |
| 1985 | 12 | 791 | 3505 | 21 | 292.1 | 4.43 |
| 1986 | 12 | 893 | 4313 | 27 | 359.4 | 4.83 |
| 1987 | 12 | 827 | 3965 | 27 | 330.4 | 4.79 |
| 1988 | 12 | 727 | 3310 | 22 | 275.8 | 4.55 |
| 1989 | 12 | 687 | 2861 | 15 | 238.4 | 4.16 |
| 1990 | 13 | 845 | 4177 | 34 | 321.3 | 4.94 |
| 1991 | 11 | 755 | 4252 | 32 | 386.5 | 5.63 |
| 1992 | 12 | 828 | 4127 | 29 | 343.9 | 4.98 |
| 1993 | 13 | 907 | 4425 | 30 | 340.4 | 4.88 |
| 1994 | 12 | 847 | 4617 | 29 | 384.8 | 5.45 |
| 1995 | 12 | 854 | 4066 | 24 | 338.8 | 4.76 |
| 1996 | 12 | 891 | 4367 | 31 | 363.9 | 4.90 |
| 1997 | 11 | 772 | 3963 | 28 | 360.3 | 5.13 |
| 1998 | 13 | 998 | 4322 | 28 | 332.5 | 4.33 |
| 1999 | 12 | 898 | 4476 | 32 | 373.0 | 4.98 |
| 2000 | 12 | 849 | 4116 | 39 | 343.0 | 4.85 |
| 2001 | 12 | 821 | 3970 | 22 | 330.8 | 4.84 |
| 2002 | 13 | 842 | 3704 | 25 | 284.9 | 4.39 |
| 2003 | 13 | 992 | 4373 | 27 | 336.4 | 4.40 |
| 2004 | 13 | 851 | 3631 | 18 | 279.3 | 4.27 |
| 2005 | 13 | 896 | 4692 | 35 | 360.9 | 5.24 |
| 2006 | 13 | 835 | 3846 | 21 | 295.8 | 4.61 |
| 2007 | 13 | 875 | 3551 | 25 | 273.2 | 4.06 |
| 2008 | 13 | 798 | 2883 | 14 | 221.8 | 3.61 |
| 2009 | 13 | 919 | 4426 | 30 | 340.5 | 4.82 |
| 2010 | 13 | 880 | 5200 | 42 | 400.0 | 5.91 |
| 2011 | 12 | 826 | 4497 | 34 | 374.8 | 5.44 |
| 2012 | 13 | 967 | 5122 | 37 | 394.0 | 5.30 |
| 2013 | 14 | 942 | 4693 | 34 | 335.2 | 4.98 |
| 2014 | 13 | 1001 | 5303 | 40 | 407.9 | 5.30 |
| 2015 | 14 | 984 | 5611 | 44 | 400.8 | 5.70 |
| 2016 | 13 | 887 | 4773 | 41 | 367.2 | 5.38 |
| 2017 | 14 | 985 | 5539 | 46 | 395.6 | 5.62 |
| 2018 | 12 | 868 | 4652 | 42 | 387.7 | 5.36 |

| | | | | | | | | |
|------|----|----|-------|-----|-------|---|-----|------|
| 2003 | 13 | 30 | 25-28 | 0-2 | 10-18 | 1 | 239 | 18.4 |
| 2004 | 13 | 20 | 17-18 | 0-2 | 10-16 | 1 | 169 | 13.0 |
| 2005 | 13 | 38 | 34-37 | 1-1 | 11-16 | 0 | 297 | 22.8 |
| 2006 | 13 | 21 | 19-19 | 1-2 | 16-23 | 1 | 197 | 15.2 |
| 2007 | 13 | 25 | 23-23 | 1-2 | 11-16 | 0 | 208 | 16.0 |
| 2008 | 13 | 14 | 12-13 | 0-0 | 7-13 | 0 | 117 | 9.0 |
| 2009 | 13 | 31 | 25-29 | 0-2 | 15-18 | 1 | 258 | 19.8 |
| 2010 | 13 | 45 | 36-40 | 1-5 | 13-17 | 0 | 347 | 26.7 |
| 2011 | 12 | 37 | 29-32 | 4-5 | 8-14 | 0 | 283 | 23.6 |
| 2012 | 13 | 39 | 34-35 | 0-4 | 16-25 | 0 | 316 | 24.3 |
| 2013 | 14 | 39 | 36-37 | 2-2 | 7-13 | 1 | 297 | 21.2 |
| 2014 | 13 | 42 | 36-38 | 2-3 | 11-18 | 1 | 327 | 25.2 |
| 2015 | 14 | 44 | 42-43 | 0-1 | 18-23 | 0 | 360 | 25.7 |
| 2016 | 13 | 41 | 39-40 | 0-1 | 10-14 | 0 | 315 | 24.2 |
| 2017 | 14 | 46 | 43-43 | 1-3 | 15-23 | 0 | 366 | 26.1 |
| 2018 | 12 | 42 | 37-39 | 0-3 | 11-16 | 1 | 324 | 27.0 |

ANNUAL TEAM INTERCEPTION TOTALS

| | G | NO. | YDS | AVG. | TD |
|------|----|-----|-----|------|----|
| 1948 | 10 | 12 | 122 | 10.2 | -- |
| 1949 | 9 | 21 | 254 | 12.1 | -- |
| 1950 | 9 | 12 | 126 | 10.5 | 0 |
| 1951 | 10 | 22 | 377 | 17.1 | -- |
| 1952 | 10 | 31 | 581 | 18.7 | 7 |
| 1953 | 10 | 15 | 290 | 19.3 | 2 |
| 1954 | 11 | 21 | 323 | 15.4 | -- |
| 1955 | 10 | 15 | 218 | 14.5 | 1 |
| 1956 | 10 | 18 | 220 | 12.2 | 0 |
| 1957 | 10 | 6 | 20 | 3.3 | 0 |
| 1958 | 10 | 13 | 154 | 11.8 | 0 |
| 1959 | 10 | 18 | 302 | 16.8 | 0 |
| 1960 | 10 | 17 | 206 | 12.1 | 2 |
| 1961 | 10 | 10 | 138 | 13.8 | 0 |
| 1962 | 11 | 22 | 281 | 12.8 | 0 |
| 1963 | 10 | 12 | 131 | 10.9 | 1 |
| 1964 | 10 | 13 | 194 | 14.7 | 0 |
| 1965 | 10 | 15 | 73 | 4.8 | 0 |
| 1966 | 11 | 17 | 226 | 13.3 | 0 |
| 1967 | 11 | 21 | 286 | 13.6 | 2 |
| 1968 | 11 | 19 | 234 | 12.3 | 1 |
| 1969 | 11 | 18 | 256 | 14.2 | 1 |
| 1970 | 11 | 26 | 265 | 10.2 | 0 |
| 1971 | 11 | 28 | 354 | 12.7 | 1 |
| 1972 | 12 | 28 | 375 | 13.4 | 2 |
| 1973 | 12 | 26 | 278 | 10.7 | 1 |
| 1974 | 12 | 29 | 576 | 19.9 | 4 |
| 1975 | 12 | 17 | 175 | 10.3 | 2 |
| 1976 | 12 | 28 | 406 | 14.5 | 1 |
| 1977 | 12 | 16 | 139 | 8.7 | 2 |
| 1978 | 13 | 27 | 305 | 11.3 | 2 |
| 1979 | 12 | 19 | 311 | 16.4 | 2 |
| 1980 | 11 | 22 | 342 | 15.5 | 1 |
| 1981 | 12 | 13 | 100 | 7.7 | 1 |
| 1982 | 11 | 26 | 356 | 13.7 | 6 |
| 1983 | 11 | 16 | 175 | 10.9 | 1 |
| 1984 | 12 | 18 | 152 | 8.4 | 0 |
| 1985 | 12 | 18 | 102 | 5.7 | 1 |
| 1986 | 12 | 14 | 302 | 21.6 | 3 |
| 1987 | 12 | 20 | 271 | 13.6 | 1 |
| 1988 | 12 | 17 | 159 | 9.4 | 1 |
| 1989 | 12 | 15 | 163 | 10.9 | 1 |
| 1990 | 13 | 18 | 278 | 15.4 | 4 |
| 1991 | 11 | 11 | 74 | 6.7 | 1 |
| 1992 | 12 | 10 | 35 | 3.5 | 0 |
| 1993 | 13 | 15 | 133 | 8.9 | 0 |
| 1994 | 12 | 18 | 257 | 14.3 | 2 |
| 1995 | 12 | 14 | 202 | 14.4 | 1 |
| 1996 | 12 | 16 | 237 | 14.8 | 1 |
| 1997 | 11 | 14 | 207 | 14.8 | 0 |
| 1998 | 13 | 24 | 406 | 16.9 | 5 |
| 1999 | 12 | 21 | 303 | 14.4 | 5 |
| 2000 | 12 | 7 | 131 | 18.7 | 1 |
| 2001 | 12 | 20 | 402 | 20.1 | 5 |
| 2002 | 13 | 17 | 219 | 12.9 | 0 |
| 2003 | 13 | 22 | 330 | 15.0 | 5 |
| 2004 | 13 | 22 | 358 | 16.3 | 0 |
| 2005 | 13 | 22 | 232 | 10.5 | 1 |
| 2006 | 13 | 11 | 164 | 14.9 | 0 |
| 2007 | 13 | 12 | 101 | 8.4 | 0 |
| 2008 | 13 | 19 | 276 | 14.5 | 2 |
| 2009 | 13 | 11 | 230 | 20.9 | 2 |
| 2010 | 13 | 15 | 152 | 10.1 | 2 |
| 2011 | 12 | 9 | 95 | 10.6 | 1 |
| 2012 | 13 | 19 | 256 | 13.5 | 2 |
| 2013 | 14 | 17 | 150 | 8.8 | 1 |
| 2014 | 13 | 5 | 11 | 2.2 | 0 |
| 2015 | 14 | 7 | 42 | 6.0 | 0 |
| 2016 | 13 | 11 | 159 | 14.5 | 1 |
| 2017 | 14 | 16 | 209 | 13.1 | 3 |
| 2018 | 12 | 4 | 2 | 0.5 | 1 |

ANNUAL TEAM SCORE DEFENSE TOTALS

| | G | TD | 1XP | 2XP | FG | SAF | PTS | PPG |
|------|----|----|-------|-----|-------|-----|-----|------|
| 1955 | 10 | 22 | 15-22 | -- | 1 | -- | 158 | 15.8 |
| 1956 | 10 | 19 | 12-19 | -- | 0 | -- | 126 | 12.6 |
| 1957 | 10 | 30 | 19-30 | -- | 1 | -- | 204 | 20.4 |
| 1958 | 10 | 17 | 5-9 | 5 | 1 | 0 | 120 | 12.0 |
| 1959 | 10 | 12 | 9-9 | 2 | 1 | 1 | 90 | 9.0 |
| 1960 | 10 | 20 | 17-18 | 0 | 5 | 0 | 152 | 15.2 |
| 1961 | 10 | 21 | 15-18 | 3 | 6 | 1 | 167 | 16.7 |
| 1962 | 11 | 12 | 6-7 | 3 | 2 | 1 | 92 | 8.4 |
| 1963 | 10 | 14 | 8-10 | 2 | 6 | 0 | 114 | 11.4 |
| 1964 | 10 | 17 | 14-16 | 1 | 4 | 0 | 130 | 13.0 |
| 1965 | 10 | 14 | 6-12 | 1 | 0 | 0 | 92 | 9.2 |
| 1966 | 11 | 17 | 15-17 | 0 | 3 | 1 | 128 | 11.6 |
| 1967 | 11 | 10 | 6-7 | 1 | 5 | 2 | 87 | 7.9 |
| 1968 | 11 | 21 | 18-19 | 0 | 8 | 0 | 168 | 15.3 |
| 1969 | 11 | 16 | 9-11 | 1 | 7-11 | 0 | 128 | 11.6 |
| 1970 | 11 | 30 | 26-27 | 2 | 7-13 | 1 | 233 | 21.2 |
| 1971 | 11 | 23 | 23 | 0 | 3-9 | 0 | 164 | 14.9 |
| 1972 | 12 | 17 | 17 | 1 | 6-11 | 0 | 134 | 11.2 |
| 1973 | 12 | 24 | 20 | 1 | 12 | 0 | 202 | 16.8 |
| 1974 | 12 | 16 | 12-14 | 1 | 10-22 | 1 | 142 | 11.8 |
| 1975 | 12 | 18 | 10-12 | 1 | 6-14 | 1 | 140 | 11.7 |
| 1976 | 12 | 18 | 11-15 | 1-3 | 6-12 | 0 | 139 | 11.6 |
| 1977 | 12 | 28 | 25-26 | 2-2 | 5-11 | 0 | 212 | 17.7 |
| 1978 | 13 | 16 | 13-14 | 0-2 | 14-17 | 1 | 153 | 11.8 |
| 1979 | 12 | 21 | 19-20 | 0-1 | 8-15 | 1 | 171 | 14.3 |
| 1980 | 11 | 16 | 14-16 | 0-0 | 8-15 | 0 | 134 | 12.2 |
| 1981 | 12 | 18 | 15-15 | 2-3 | 13-25 | 2 | 170 | 14.2 |
| 1982 | 11 | 17 | 17-17 | 0-0 | 8-13 | 0 | 143 | 13.0 |
| 1983 | 11 | 25 | 25-25 | 0-0 | 21-28 | 0 | 238 | 21.6 |
| 1984 | 12 | 19 | 11-14 | 3-5 | 14-23 | 0 | 173 | 14.4 |
| 1985 | 12 | 21 | 19-19 | 0-2 | 14-20 | 0 | 187 | 15.6 |
| 1986 | 12 | 27 | 23-25 | 2-2 | 16-21 | 1 | 239 | 19.9 |
| 1987 | 12 | 27 | 22-22 | 0-4 | 15-18 | 0 | 229 | 19.1 |
| 1988 | 12 | 24 | 17-18 | 1-6 | 9-15 | 0 | 190 | 15.8 |
| 1989 | 12 | 16 | 13 | 1 | 7-15 | 0 | 132 | 11.0 |
| 1990 | 13 | 35 | 30-31 | 2 | 10-19 | 0 | 274 | 21.1 |
| 1991 | 11 | 34 | 30-31 | 3 | 12-16 | 0 | 276 | 25.1 |
| 1992 | 12 | 30 | 28-28 | 1-2 | 13-20 | 0 | 249 | 20.8 |
| 1993 | 13 | 31 | 28-30 | 1-2 | 10-17 | 0 | 246 | 18.9 |
| 1994 | 12 | 30 | 27 | 2 | 12-20 | 0 | 243 | 20.3 |
| 1995 | 12 | 25 | 16 | 4 | 12-21 | 1 | 212 | 17.6 |
| 1996 | 12 | 33 | 27 | 0 | 14-19 | 0 | 267 | 22.3 |
| 1997 | 11 | 30 | 25-26 | 2-4 | 8-15 | 0 | 233 | 21.2 |
| 1998 | 13 | 29 | 27-29 | 0-0 | 12-19 | 2 | 241 | 18.5 |
| 1999 | 12 | 37 | 30-33 | 1-4 | 8-17 | 0 | 278 | 23.2 |
| 2000 | 12 | 45 | 37-38 | 2-7 | 8-14 | 1 | 337 | 30.6 |
| 2001 | 12 | 24 | 24-24 | 0-0 | 13-19 | 0 | 207 | 17.3 |
| 2002 | 13 | 27 | 26-26 | 1-1 | 16-22 | 0 | 240 | 18.5 |




ANNUAL TEAM STATISTICAL TOTALS

ANNUAL TEAM DEFENSIVE TOTALS

| | G | TAC | TFL/YDS | SAC/YDS | DFL | FC | FR |
|------|----|------|---------|---------|-----|----|----|
| 1947 | 10 | - | - | - | - | - | 11 |
| 1948 | 10 | - | - | - | - | - | 20 |
| 1949 | 9 | - | - | - | - | - | 17 |
| 1950 | 9 | - | - | - | - | - | 12 |
| 1951 | 10 | - | - | - | - | - | 11 |
| 1952 | 11 | - | - | - | - | - | 19 |
| 1953 | 10 | - | - | - | - | - | 19 |
| 1954 | 12 | 615 | - | - | 28 | - | 23 |
| 1955 | 10 | 644 | - | - | 28 | - | 25 |
| 1956 | 10 | 671 | - | - | 24 | - | 17 |
| 1957 | 10 | 1026 | - | - | 39 | - | 24 |
| 1958 | 10 | 978 | - | - | 53 | - | 17 |
| 1959 | 10 | 842 | - | - | 57 | - | 19 |
| 1960 | 10 | - | - | - | - | - | 9 |
| 1961 | 10 | - | - | - | - | - | 17 |
| 1962 | 11 | - | - | - | - | - | 13 |
| 1963 | 10 | - | - | - | - | - | 21 |
| 1964 | 10 | - | - | - | - | - | 10 |
| 1965 | 10 | - | - | - | - | - | 15 |
| 1966 | 11 | - | - | - | - | - | 8 |
| 1967 | 11 | - | - | - | - | - | 9 |
| 1968 | 11 | - | - | - | - | - | 12 |
| 1969 | 11 | 838 | - | - | - | - | 19 |
| 1970 | 11 | 1009 | - | - | 51 | - | 36 |
| 1971 | 11 | 1079 | - | - | 40 | - | 11 |
| 1972 | 12 | 966 | - | - | 45 | - | 25 |
| 1973 | 12 | 889 | - | - | 54 | - | 19 |
| 1974 | 12 | 858 | - | - | 45 | - | 16 |
| 1975 | 12 | 899 | 55/227 | - | 44 | - | 21 |
| 1976 | 12 | 1033 | 67/320 | - | 50 | - | 22 |
| 1977 | 12 | 1003 | 61/296 | - | 67 | - | 20 |
| 1978 | 13 | 1129 | 97/457 | - | 53 | - | 17 |
| 1979 | 12 | 1138 | 81/388 | - | 73 | - | 18 |
| 1980 | 11 | 995 | 87/477 | - | 69 | - | 17 |
| 1981 | 12 | 1339 | 71/388 | - | 72 | - | 19 |
| 1982 | 11 | 1171 | 73/402 | - | 94 | - | 18 |
| 1983 | 11 | 1117 | 73/394 | 39/298 | 46 | - | 16 |
| 1984 | 12 | 1197 | 73/329 | 29/236 | 117 | - | 11 |
| 1985 | 12 | 1154 | 68/328 | 28/216 | 68 | - | 15 |
| 1986 | 12 | 1512 | 77/367 | 31/250 | 72 | 17 | 19 |
| 1987 | 12 | 1410 | 89/382 | 37/274 | 76 | 18 | 18 |
| 1988 | 12 | 1257 | 95/388 | 45/265 | 116 | 21 | 19 |
| 1989 | 12 | 1195 | 129/590 | 80/456 | 93 | 15 | 12 |
| 1990 | 13 | 858 | 80/331 | 38/236 | 78 | 14 | 13 |
| 1991 | 11 | 762 | 58/219 | 22/142 | 52 | 21 | 13 |
| 1992 | 12 | 772 | 104/447 | 53/323 | 51 | 16 | 12 |
| 1993 | 13 | 922 | 78/308 | 21/144 | 81 | 9 | 11 |
| 1994 | 12 | 845 | 73/261 | 30/167 | 63 | 17 | 11 |
| 1995 | 12 | 812 | 79/299 | 25/135 | 74 | 11 | 7 |
| 1996 | 12 | 933 | 99/349 | 29/183 | 70 | 17 | 14 |
| 1997 | 11 | 720 | 130/550 | 46/314 | 68 | 18 | 10 |
| 1998 | 13 | 981 | 105/324 | 32/178 | 95 | 11 | 11 |
| 1999 | 12 | 830 | 85/375 | 42/261 | 88 | 25 | 18 |
| 2000 | 12 | 753 | 100/378 | 30/179 | 54 | 12 | 10 |
| 2001 | 12 | 812 | 109/360 | 37/212 | 48 | 20 | 15 |
| 2002 | 13 | 730 | 96/469 | 43/303 | 60 | 22 | 19 |
| 2003 | 13 | 933 | 126/650 | 55/415 | 71 | 25 | 21 |
| 2004 | 13 | 804 | 120/526 | 50/344 | 59 | 21 | 16 |
| 2005 | 13 | 872 | 77/314 | 32/193 | 56 | 24 | 16 |
| 2006 | 13 | 831 | 59/215 | 17/109 | 54 | 12 | 7 |
| 2007 | 13 | 871 | 100/465 | 45/298 | 67 | 21 | 16 |
| 2008 | 13 | 781 | 98/399 | 29/220 | 60 | 9 | 10 |
| 2009 | 13 | 921 | 91/336 | 35/215 | 52 | 19 | 11 |
| 2010 | 13 | 880 | 83/337 | 28/185 | 47 | 15 | 11 |
| 2011 | 12 | 836 | 63/259 | 31/186 | 45 | 11 | 8 |
| 2012 | 13 | 993 | 98/407 | 45/279 | 49 | 10 | 13 |
| 2013 | 14 | 913 | 91/373 | 35/244 | 51 | 8 | 5 |
| 2014 | 13 | 1011 | 94/378 | 32/228 | 35 | 7 | 7 |
| 2015 | 14 | 1052 | 98/406 | 38/256 | 37 | 7 | 5 |
| 2016 | 13 | 825 | 71/315 | 26/186 | 61 | 9 | 6 |
| 2017 | 14 | 958 | 84/380 | 46/279 | 67 | 8 | 9 |
| 2018 | 12 | 791 | 66/333 | 27/196 | 57 | 13 | 10 |




JIM HARDY



ROB JOHNSON




JOEY BROWNER



ANTHONY MUNOZ




MIKE BATTLE



TIM RYAN




BOOKER BROWN



MARK TUCKER



DAVE CADIGAN



SCOTT ROSS



JEFF BREGEL



CHIP BANKS



ALL-TIME USC INDIVIDUAL RECORDS



(boldfaced name indicates current player)

CAREER RUSHING LEADERS

(Includes bowl games)

| | TCB | YG | NYG | AVG. |
|-------------------------|------|------|------|------|
| 1. Charles White | 1147 | 6517 | 6245 | 5.44 |
| 2. Marcus Allen | 932 | 5047 | 4810 | 5.16 |
| 3. Anthony Davis | 784 | 3928 | 3724 | 4.75 |
| 4. Ricky Bell | 710 | 3857 | 3689 | 5.20 |
| 5. Ronald Jones II | 591 | 3713 | 3619 | 6.12 |
| 6. D.J. Simpson | 674 | 3540 | 3423 | 5.08 |
| 7. Mike Garrett | 612 | 3314 | 3221 | 5.27 |
| 8. Reggie Bush* | 433 | 3312 | 3169 | 7.32 |
| 9. LenDale White | 541 | 3228 | 3159 | 5.84 |
| 10. Fred Crutcher | 670 | 2912 | 2815 | 4.20 |
| 11. Sultan McCullough | 611 | 3008 | 2800 | 4.58 |
| 12. Chad Morton | 517 | 2682 | 2511 | 4.86 |
| 13. Justin Davis | 461 | 2596 | 2465 | 5.35 |
| 14. Ricky Ervins | 488 | 2432 | 2337 | 4.79 |
| 15. Clarence Davis | 511 | 2518 | 2323 | 4.54 |
| 16. Javorius Allen | 417 | 2401 | 2306 | 5.53 |
| 17. Joe McKnight | 347 | 2349 | 2213 | 6.38 |
| 18. DeLon Washington | 498 | 2171 | 2093 | 4.20 |
| 19. Drv Mohler | 359 | 2093 | 2025 | 5.63 |
| 20. Shawn Walters | 425 | 2122 | 2019 | 4.75 |
| 21. Jon Arnett | 336 | 2019 | 1898 | 5.66 |
| 22. Gus Shaver | 377 | 1953 | 1889 | 5.01 |
| 23. Ryan Knight | 499 | 1966 | 1875 | 3.76 |
| 24. Leroy Holt | 414 | 1825 | 1813 | 4.38 |
| 25. Aaron Emanuel | 390 | 1841 | 1784 | 4.57 |
| 26. Chauncey Washington | 371 | 1815 | 1778 | 4.79 |
| 27. Mazio Royster | 353 | 1823 | 1760 | 4.99 |
| 28. Marc Tyler | 334 | 1798 | 1751 | 5.24 |
| 29. Curtis McNeal | 267 | 1790 | 1739 | 6.51 |
| 30. Rod McNeill | 338 | 1776 | 1718 | 5.08 |
| 31. Morley Drury | 317 | 1777 | 1686 | 5.31 |
| 32. Grenny Lansdell | 350 | 1728 | 1621 | 4.64 |
| 33. Mort Kaer | 282 | 1676 | 1588 | 5.65 |
| 34. Allen Bradford | 267 | 1650 | 1585 | 5.94 |
| 35. Sam Cunningham | 341 | 1607 | 1579 | 4.63 |
| 36. Jim Musick | 393 | 1605 | 1568 | 3.99 |
| 37. Russ Saunders | 347 | 1637 | 1567 | 4.51 |
| 38. Stafon Johnson | 271 | 1591 | 1552 | 5.73 |
| 39. C.J. Gable | 308 | 1648 | 1549 | 5.03 |
| 40. Marsh Duffield | 315 | 1598 | 1538 | 4.88 |

*Participation in 2 games in 2004 and all of 2005 later vacated due to NCAA penalty

- Most times carried ball: 1147, Charles White, 1976-79 (Pac-12 record).
- Most yards gained rushing: 6245, Charles White, 1976-79 (Pac-12 record).
- Most yards gained rushing in 2-year career: 3423, D.J. Simpson, 1967-68.
- Highest rushing average per game: 163.0, D.J. Simpson, 1967-68 (Pac-12 record--3,423 in 21 games).
- Most yards gained all-purpose running: 7226, Charles White, 1976-79 (Pac-12 record--6245 rush, 541 rec., 440 kick ret.); Note: Reggie Bush owns NCAA 3-year record--6551, 2003-05 (record later vacated due to NCAA penalty).
- Most yards gained all-purpose running in 2-year career: 4098, D.J. Simpson, 1967-68 (3423 rush, 320 rec., 355 kick ret.).
- Highest rushing average: 8.5, Ray Sparling (58 for 491), 1930-32; Note: Reggie Bush owns NCAA record, minimum 415 carries--7.3, 433 for 3169, 2003-05 (record later vacated due to NCAA penalty).
- Most seasons rushed for 1,000 yards: 3, Anthony Davis, 1972-74; Charles White, 1977-79 (ties Pac-12 record).
- Most 200-yard rushing games: 11, Marcus Allen, 1978-81 (ties NCAA record).
- Most 100-yard rushing games: 31, Charles White, 1976-79. (Pac-12 record).
- Most seasons with 2,000 all-purpose running yards: 2, Reggie Bush, 2003-05 (2004 and 2005)(record later vacated due to NCAA penalty).
- Most touchdowns rushing: 52, LenDale White, 2003-05.

CAREER PASSING LEADERS

(Based on Number of Completions - Includes bowl games)

| | PA | PC | INT | NYG | Pct. | TD |
|------------------------|------|------|-----|-------|------|-----|
| 1. Matt Barkley | 1562 | 1001 | 48 | 12327 | .641 | 116 |
| 2. Carson Palmer | 1569 | 927 | 49 | 11818 | .591 | 72 |
| 3. Cody Kessler | 1261 | 851 | 19 | 10339 | .675 | 88 |
| 4. Matt Leinart | 1245 | 807 | 23 | 10693 | .648 | 99 |
| 5. Rob Johnson | 1046 | 676 | 28 | 8472 | .646 | 58 |
| 6. Rodney Peete | 1081 | 630 | 42 | 8225 | .583 | 54 |
| 7. Sam Darnold | 846 | 549 | 22 | 7229 | .649 | 57 |
| 8. John David Booty | 832 | 518 | 21 | 6125 | .623 | 55 |
| 9. Todd Marinovich | 674 | 415 | 25 | 5001 | .616 | 29 |
| 10. Brad Otton | 718 | 410 | 14 | 5359 | .571 | 40 |
| 11. Sean Salisbury | 602 | 346 | 19 | 4481 | .575 | 25 |
| 12. Mark Sanchez | 487 | 313 | 16 | 3965 | .643 | 41 |
| 13. Paul McDonald | 501 | 299 | 13 | 4138 | .597 | 37 |
| 14. Jimmy Jones | 604 | 298 | 25 | 4092 | .493 | 30 |
| 15. Mike Van Raaphorst | 487 | 249 | 15 | 3276 | .511 | 20 |

| | | | | | | |
|-----------------|-----|-----|----|------|------|----|
| 16. Pat Haden | 468 | 241 | 25 | 3288 | .515 | 33 |
| 17. John Fox | 407 | 220 | 11 | 2784 | .541 | 16 |
| 18. JT Daniels | 363 | 216 | 10 | 2672 | .595 | 14 |
| 19. Steve Sogge | 370 | 201 | 17 | 2542 | .543 | 16 |
| 20. Jim Powers | 348 | 186 | 23 | 2329 | .534 | 19 |

- Most passes attempted: 1569, Carson Palmer, 1998-2002 (Pac-12 record).
- Most passes completed: 1001, Matt Barkley, 2009-12.
- Highest completion percentage: 67.5%, Cody Kessler, 2012-15.
- Most passes had intercepted: 49, Carson Palmer, 1998-2002.
- Most yards gained passing: 12327, Matt Barkley, 2009-12.
- Most TD passes thrown: 116, Matt Barkley, 2009-12.
- Most 400-yard passing games: 4, Matt Barkley, 2009-12.
- Most 300-yard passing games: 15, Matt Barkley, 2009-12.
- Most 200-yard passing games: 36, Matt Leinart, 2002-05 (Pac-12 record).
- Lowest rate of interceptions: 1.51%, Cody Kessler, 2012-15 (19 in 1261 attempts).
- Most consecutive passes attempted without an interception at the start of a Division I-A career: 216, Brad Otton, 1994-95. (Note: This does not include Otton's 1993 season at Division I-AA Weber State).
- Touchdown pass thrown on first 2 passes of career: Michael McDonald (4 yards, vs. Arkansas, 2005, and 20 yards, vs. Washington, 2006)
- Most seasons with 3,000 yards passing: 3, Matt Leinart, 2002-05 (2003, 2004, 2005) (ties Pac-12 record).
- Most consecutive games throwing a touchdown pass: 24, Matt Leinart, 2003-04
- Most consecutive games throwing multiple touchdown passes: 15, Matt Leinart, 2003-04

CAREER TOTAL OFFENSE LEADERS

(Includes bowl games)

| | PLAYS | RUSH | PASS | TOTAL |
|---------------------|-------|------|-------|-------|
| 1. Matt Barkley | 1694 | -113 | 12327 | 12214 |
| 2. Carson Palmer | 1824 | -197 | 11818 | 11621 |
| 3. Matt Leinart | 1477 | -70 | 10693 | 10623 |
| 4. Cody Kessler | 1419 | -425 | 10339 | 9914 |
| 5. Rodney Peete | 1371 | 415 | 8225 | 8640 |
| 6. Rob Johnson | 1305 | -576 | 8472 | 7896 |
| 7. Sam Darnold | 983 | 332 | 7229 | 7561 |
| 8. Charles White | 1149 | 6245 | -5 | 6240 |
| 9. John David Booty | 893 | -180 | 6125 | 5945 |
| 10. Brad Otton | 791 | -236 | 5359 | 5123 |
| 11. Marcus Allen | 936 | 4810 | 57 | 4867 |
| 12. Todd Marinovich | 794 | -153 | 5001 | 4848 |
| 13. Jimmy Jones | 842 | 409 | 4092 | 4501 |
| 14. Sean Salisbury | 713 | -354 | 4481 | 4127 |
| 15. Mark Sanchez | 557 | 33 | 3965 | 3998 |
| 16. Paul McDonald | 594 | -261 | 4138 | 3877 |
| 17. Pat Haden | 677 | 514 | 3288 | 3802 |
| 18. Anthony Davis | 786 | 3724 | 19 | 3743 |
| 19. Ricky Bell | 710 | 3689 | 0 | 3689 |
| 20. Ronald Jones II | 591 | 3619 | 0 | 3619 |
| 21. D.J. Simpson | 685 | 3423 | 48 | 3471 |
| 22. Mike Garrett | 618 | 3221 | 48 | 3269 |
| 23. Reggie Bush* | 436 | 3169 | 52 | 3221 |
| 24. LenDale White | 541 | 3159 | 0 | 3159 |
| 25. Pete Beathard | 551 | 672 | 2374 | 3046 |

*Participation in 2 games in 2004 and all of 2005 later vacated due to NCAA penalty

- Most rushing and passing plays: 1824, Carson Palmer, 1998-2002.
- Most yards in total offense: 12214, Matt Barkley, 2009-12 (-113 rush, 12327 pass).
- Most seasons with 3,000 yards of total offense: 3, Matt Leinart, 2002-05 (2003, 2004, 2005).
- Most seasons with 2,500 yards in total offense: 4, Matt Barkley, 2009-12 (2009, 2010, 2011, 2012)(Pac-12 record).
- Most touchdowns scored: 57, LenDale White, 2003-05.
- Most extra points kicked: 187, Andre Heidari, 2011-14 (Pac-12 record).
- Most extra point kicks attempted: 193, Andre Heidari, 2011-14 (Pac-12 record).
- Most field goals kicked: 57, Quin Rodriguez, 1987-90.
- Most points scored: 342, LenDale White, 2003-05.
- Most touchdowns responsible for: 122, Matt Barkley, 2009-12 (Pac-12 record).
- Most touchdowns on all kick returns: 8, Adoree' Jackson, 2014-16 (4 punt returns, 4 kickoff returns) (ties NCAA record).
- Most touchdowns on all runbacks: 9, Adoree' Jackson, 2014-16 (4 punt returns, 4 kickoff returns, 1 interception return).
- Most touchdowns by teammates: 99, LenDale White and Reggie Bush, 2003-05 (NCAA record)(record later vacated due to NCAA penalty).



CAREER PASS CATCHING LEADERS

(Includes bowl games)

| | NO. | YDS | AVG. | TD |
|------------------------|-----|------|-------|----|
| 1. Robert Woods | 252 | 2930 | 11.63 | 32 |
| 2. Marqise Lee | 248 | 3655 | 14.74 | 29 |
| 3. Dwayne Jarrett | 216 | 3138 | 14.53 | 41 |
| 4. JuJu Smith-Schuster | 213 | 3092 | 14.52 | 25 |
| 5. Keary Colbert | 207 | 2964 | 14.32 | 19 |
| 6. Kareem Kelly | 204 | 3104 | 15.22 | 15 |
| 7. Johnnie Morton | 201 | 3201 | 15.93 | 23 |
| 8. Steve Smith | 190 | 3019 | 15.89 | 22 |
| 9. Nelson Agholor | 179 | 2571 | 14.36 | 20 |
| 10. Mike Williams | 176 | 2579 | 14.65 | 30 |
| 11. Keyshawn Johnson | 168 | 2796 | 16.64 | 16 |
| 12. John Jackson | 163 | 2379 | 14.60 | 17 |
| 13. R. Jay Soward | 161 | 2672 | 16.60 | 23 |
| 14. Deontay Burnett | 152 | 1897 | 12.48 | 16 |
| 15. Patrick Turner | 138 | 1752 | 12.70 | 17 |
| 15. Ronald Johnson | 138 | 1750 | 12.68 | 20 |
| 17. Damian Williams | 128 | 1879 | 14.68 | 15 |
| 18. Darreus Rogers | 127 | 1487 | 11.71 | 11 |
| 19. Billy Miller | 125 | 1602 | 12.82 | 7 |
| 20. Erik Affholter | 123 | 1737 | 14.12 | 13 |
| 21. Fred Davis | 117 | 1408 | 12.03 | 13 |
| 22. Stanley Havili | 116 | 1290 | 11.12 | 12 |
| 23. Tyler Vaughns | 115 | 1483 | 12.90 | 11 |
| 24. Hank Norman | 113 | 1731 | 15.32 | 6 |
| 25. Gary Wellman | 111 | 1828 | 16.47 | 13 |

Most receptions: 252, Robert Woods, 2010-2012.
Most receiving yards: 3655, Marqise Lee, 2011-13.
Highest average per reception (30 or more): 20.94, Hal Bedsole, 1961-63.
Most touchdown receptions: 41, Dwayne Jarrett, 2004-06 (Pac-12 record).
Highest percentage of receptions for touchdowns (40 or more catches): 35.2% (25 TD's on 71 catches), Kevin Williams, 1977-80. (Williams also holds NCAA record for regular season games only--35.3%, 24 TD's on 68 catches.)
Most consecutive games with a reception: 48, Kareem Kelly, 1999-2002.
Most 200-yard receiving games: 2, Keyshawn Johnson, 1994-95; Dwayne Jarrett, 2004-06; Robert Woods, 2010-12; Marqise Lee, 2011-13; Nelson Agholor, 2012-14.
Most 100-yard receiving games: 17, Keyshawn Johnson, 1994-95
Most consecutive 100-yard receiving games: 12, Keyshawn Johnson, 1994-95 (Pac-12 record).
Most games with at least 10 receptions: 8, Marqise Lee, 2011-13.
Most games with at least 8 receptions: 15, Robert Woods, 2010-12; Marqise Lee, 2011-13.
Most seasons with 1,000 receiving yards: 2, Keyshawn Johnson, 1994-95; Mike Williams, 2002-03; Keary Colbert, 2002-03; Dwayne Jarrett, 2005-06; Marqise Lee, 2011-12.
Most receiving yards in 2 consecutive seasons: 2864, Marqise Lee, 2011-12.
Most receiving yards in freshman and sophomore seasons: 2864, Marqise Lee, 2011-12 (Pac-12 record).
Most receptions by a tight end: 117, Fred Davis, 2004-07.
Most receiving yards by a tight end: 1408, Fred Davis, 2004-07.
Most touchdown receptions by a tight end: 13, Fred Davis, 2004-07.

CAREER PUNT RETURN LEADERS

(Includes bowl games)

| | NO. | YDS | AVG. | TD |
|---------------------|-----|------|-------|----|
| 1. Johnny Williams | 92 | 1025 | 11.12 | 0 |
| 2. Mike Battle | 99 | 1014 | 10.24 | 3 |
| 3. Curtis Conway | 67 | 679 | 10.13 | 2 |
| 4. Lynn Swann | 49 | 599 | 12.22 | 2 |
| 5. Adoree' Jackson | 46 | 578 | 12.57 | 4 |
| 6. Reggie Bush* | 44 | 559 | 12.70 | 3 |
| 7. Jim Sears | 42 | 544 | 12.92 | 3 |
| 8. Nelson Agholor | 37 | 540 | 14.59 | 4 |
| 9. Mike Garrett | 44 | 498 | 11.31 | 2 |
| 10. Raymond Butler | 48 | 474 | 9.88 | 1 |
| 11. Danny Reece | 29 | 434 | 15.00 | 1 |
| 12. Jon Arnett | 28 | 430 | 15.35 | 1 |
| 13. Aramis Dandoy | 25 | 426 | 17.05 | 1 |
| 14. Verl Lillywhite | 25 | 418 | 16.70 | 0 |
| 15. Joey Browner | 46 | 409 | 8.89 | 1 |
| 16. Larry Parker | 58 | 395 | 6.81 | 0 |
| 17. Mickey McCardle | 31 | 390 | 12.57 | 0 |
| 17. Chad Morton | 48 | 390 | 8.13 | 0 |
| 19. Jim Hardy | 37 | 384 | 10.35 | 0 |
| 20. Greig Carlson | 53 | 379 | 7.15 | 0 |

*Participation in 2 games in 2004 and all of 2005 later vacated due to NCAA penalty

Most punts returned: 99, Mike Battle, 1966-68.
Most yards returned punts: 1025, Johnny Williams, 1949-51.
Highest punt return average: 17.1, Aramis Dandoy (25 for 426), 1951-54.
Most touchdowns on punt returns: 4, Nelson Agholor, 2012-14; Adoree' Jackson, 2014-16.
Most punts returned (season): 49, Mike Battle, 1967 (Pac-12 record).
Most yards returned punts (season): 608, Mike Battle, 1967.
Highest punt return average, min. 10 ret. (season): 19.1, Nelson Agholor (18 for 343), 2013.
Most touchdowns on punt returns (season): 3, Jim Sears, 1952.

Most punts: 298, Mike MacGillivray, 1998-2001.
Most yards punted: 11700, Mike MacGillivray, 1998-2001.
Highest punting average: 44.1, Des Koch (110 for 4846), 1951-53.
Most punts (season): 87, Mike MacGillivray, 1998.
Most yards punted (season): 3284, Mike MacGillivray, 1998.
Highest punting average (season): 49.0, Tom Malone (42 for 2060), 2003.

CAREER KICKOFF RETURN LEADERS

(Includes bowl games)

| | NO. | YDS | AVG. | TD |
|---------------------|-----|------|-------|----|
| 1. Adoree' Jackson | 79 | 2141 | 27.10 | 4 |
| 2. Curtis Conway | 73 | 1723 | 23.60 | 1 |
| 3. Reggie Bush* | 67 | 1522 | 22.72 | 1 |
| 4. R. Jay Soward | 56 | 1414 | 25.25 | 3 |
| 5. Robert Woods | 55 | 1364 | 24.80 | 1 |
| 6. Anthony Davis | 40 | 1361 | 34.03 | 6 |
| 7. Ronald Johnson | 56 | 1351 | 24.13 | 0 |
| 8. Marqise Lee | 50 | 1305 | 26.10 | 2 |
| 9. Velus Jones Jr. | 52 | 1243 | 23.90 | 0 |
| 10. C.J. Gable | 51 | 1196 | 23.45 | 1 |
| 11. Lonnie White | 39 | 909 | 23.31 | 0 |
| 12. Ken Grace | 44 | 908 | 20.64 | 0 |
| 13. Raymond Butler | 37 | 723 | 19.54 | 0 |
| 14. Mike Garrett | 29 | 694 | 23.90 | 0 |
| 15. Johnny Williams | 29 | 686 | 23.62 | 0 |
| 16. Dwight Ford | 32 | 660 | 20.62 | 0 |
| 17. Lou Harris | 24 | 630 | 26.25 | 1 |
| 18. Jon Arnett | 26 | 628 | 24.15 | 0 |
| 19. Willie Brown | 22 | 573 | 26.04 | 0 |
| 20. Frank Strong | 26 | 563 | 21.65 | 0 |

*Participation in 2 games in 2004 and all of 2005 later vacated due to NCAA penalty

Most kickoffs returned: 79, Adoree' Jackson, 2014-16.
Most yards returned kickoffs: 2141, Adoree' Jackson, 2014-16.
Highest kickoff return average: 34.0, Anthony Davis (40 for 1361), 1972-74 (Pac-12 record).
Most kickoffs returned for touchdowns: 6, Anthony Davis, 1972-74 (Pac-12 record).
Most kickoffs returned (season): 38, Robert Woods, 2010.
Most yards returned kickoffs (season): 971, Robert Woods, 2010.
Highest kickoff return average, min. 10 ret. (season): 40.3, Anthony Davis (12 for 484), 1974. (Davis also holds regular season Pac-12 average record of 42.5, 1974, 11 for 467.)
Most kickoffs returned for touchdowns (season): 3, Anthony Davis, 1974.

CAREER PASS INTERCEPTION LEADERS

(Includes bowl games)

| | NO. | YDS | AVG. | TD |
|-----------------------|------|-----|-------|----|
| 1. Artimus Parker | 20 | 268 | 13.40 | 0 |
| 2. Danny Reece | 18 | 228 | 12.67 | 1 |
| 3. Dennis Smith | 16 | 225 | 14.06 | 0 |
| 4. Ronnie Lott | 14* | 291 | 20.79 | 2 |
| 4. Bobby Robertson | 14 | 157 | 11.21 | 0 |
| 6. Charles Phillips | 13** | 365 | 28.07 | 3 |
| 6. Dennis Thurman | 13** | 305 | 23.46 | 2 |
| 6. Bruce Dyer | 13 | 149 | 11.46 | 1 |
| 6. Mike Battle | 13 | 148 | 11.46 | 0 |
| 6. Mark Carrier | 13 | 135 | 10.38 | 0 |
| 6. Jim Hardy | 13 | 130 | 10.00 | 0 |
| 6. Manuel Laraneta | 13 | -- | -- | 0 |
| 13. Lindon Crow | 11 | 251 | 22.81 | 1 |
| 13. Tim McDonald | 11** | 229 | 20.82 | 1 |
| 13. Ron Ayala | 11 | 162 | 14.72 | 0 |
| 13. Jason Oliver | 11 | 126 | 11.45 | 2 |
| 13. Dion Bailey | 11 | 46 | 4.2 | 0 |
| 18. Tyrone Hudson | 10 | 194 | 19.40 | 1 |
| 18. Daylon McCutcheon | 10 | 189 | 18.90 | 1 |
| 18. Cleveland Colter | 10 | 173 | 17.30 | 2 |
| 18. Nate Shaw | 10 | 165 | 16.50 | 0 |
| 18. Marvin Cobb | 10 | 129 | 12.90 | 0 |
| 18. John Herpin | 10 | 70 | 7.00 | 1 |
| 18. Jason Sehorn | 10 | 67 | 6.70 | 0 |
| 18. Ricky Odom | 10 | 59 | 5.90 | 0 |
| 18. Jerry Shaw | 10 | 56 | 5.60 | 0 |

*Includes 1 intercepted fumble.
 **Includes 2 intercepted fumbles.

Most passes intercepted: 20, Artimus Parker, 1971-73.
Most yards returned interceptions: 365, Charles Phillips, 1972-74 (Pac-12 record).
Most touchdowns on interception returns: 3, Charles Phillips, 1972-74; Nickell Robey, 2010-12; Ajene Harris, 2016-18.
Most forced fumbles: 14, Kenechi Udeze, 2001-03.
Most passes intercepted (season): 9, Bobby Robertson, 1941; Jim Hardy, 1944; Jim Psaltis, 1952.
Most yards returned interceptions (season): 302, Charles Phillips, 1974 (NCAA record).
Most touchdowns on interception returns (season): 3, Charles Phillips, 1974, including 2 intercepted fumbles.



SINGLE SEASON RUSHING LEADERS

(Includes bowl games)
(Includes all of USC's 1,000-yard season rushers)

| | G | TCB | NYG | AVG. |
|-----------------------------|----|-----|------|------|
| 1. Marcus Allen, 1981 | 12 | 433 | 2427 | 5.6 |
| 2. Charles White, 1979 | 11 | 332 | 2050 | 6.2 |
| 3. Ricky Bell, 1975 | 12 | 385 | 1957 | 5.1 |
| 4. D. J. Simpson, 1968 | 11 | 383 | 1880 | 4.9 |
| 5. Charles White, 1978 | 13 | 374 | 1859 | 5.0 |
| 6. Reggie Bush, 2005* | 13 | 200 | 1740 | 8.7 |
| 7. Marcus Allen, 1980 | 10 | 354 | 1563 | 4.4 |
| 8. Ronald Jones II, 2017 | 13 | 261 | 1550 | 5.9 |
| 9. D. J. Simpson, 1967 | 10 | 291 | 1543 | 5.3 |
| 10. Javorius Allen, 2014 | 13 | 276 | 1489 | 5.4 |
| 11. Charles White, 1977 | 12 | 285 | 1478 | 5.2 |
| 12. Mike Garrett, 1965 | 10 | 267 | 1440 | 5.4 |
| 13. Ricky Bell, 1976 | 11 | 280 | 1433 | 5.1 |
| 14. Anthony Davis, 1974 | 12 | 301 | 1421 | 4.7 |
| 15. Ricky Ervins, 1989 | 12 | 269 | 1395 | 5.2 |
| 16. Clarence Davis, 1969 | 11 | 297 | 1351 | 4.5 |
| 17. LenDale White, 2005 | 13 | 197 | 1302 | 6.6 |
| 18. Anthony Davis, 1972 | 12 | 207 | 1191 | 5.8 |
| 19. Mazio Royster, 1990 | 11 | 235 | 1168 | 5.0 |
| 20. Morley Drury, 1927 | 9 | 223 | 1163 | 5.2 |
| 20. Sultan McCullough, 2000 | 12 | 227 | 1163 | 5.1 |
| 22. Fred Crutcher, 1984 | 12 | 307 | 1155 | 3.8 |
| 23. Chad Morton, 1999 | 12 | 262 | 1141 | 4.4 |
| 24. Anthony Davis, 1973 | 12 | 278 | 1112 | 4.0 |
| 25. Ronald Jones II, 2016 | 13 | 177 | 1082 | 6.1 |
| 26. Steven Webster, 1987 | 10 | 239 | 1109 | 4.6 |
| 27. Delon Washington, 1995 | 12 | 236 | 1109 | 4.7 |
| 28. LenDale White, 2004 | 13 | 203 | 1103 | 5.4 |
| 29. Joe McKnight, 2009 | 12 | 164 | 1014 | 6.2 |
| 30. Curtis McNeal, 2011 | 12 | 145 | 1005 | 6.9 |

*Participation later vacated due to NCAA penalty

Most times carried ball: 433, Marcus Allen, 1981.
Most yards gained rushing: 2427, Marcus Allen, 1981 (Pac-12 record).
Most rushes in 2 successive seasons: 787, Marcus Allen, 1980-81.
Most rushes per game in 2 successive seasons: 35.6, Marcus Allen, 1980-81.
Most yards gained in 2 successive seasons: 3990, Marcus Allen, 1980-81 (Pac-12 record).
Most yards gained per game in 2 successive seasons: 181.4, Marcus Allen, 1980-81.
Highest rushing average, min. 15 att.: 11.6, Erny Pinckert (17 for 199), 1930. (Reggie Bush holds Pac-12 record based on 100 and 200 attempts, 8.7 in 2005, 200 for 1740, *record later vacated due to NCAA penalty*).
Most 200-yard rushing games: 8, Marcus Allen, 1981 (NCAA record).
Most 100-yard rushing games: 11, Marcus Allen, 1981.
Most consecutive 200-yard rushing games: 5, Marcus Allen, 1981 (ties NCAA record).
Most consecutive 100-yard rushing games: 11, Marcus Allen, 1981
Highest per-game rushing average: 202.3 (2427 in 12 games), Marcus Allen, 1981 (Pac-12 record). (Allen also holds regular season Pac-12 record of 212.9).
Most all-purpose running plays: 467, Marcus Allen, 1981. (Allen also holds regular season NCAA record of 432.)
Most yards gained all-purpose running: 2890, Reggie Bush, 2005 (*record later vacated due to NCAA penalty*; revised record: 2683, Marcus Allen, 1981).
Most players on same team averaging 100-plus all-purpose yards: 3, 2015 (JuJu Smith-Schuster, 111.1, Adoree' Jackson, 105.9, and Justin Davis, 100.8)
Most yards gained by freshman: 987, Ronald Jones II, 2015.
Most yards gained by sophomore: 1478, Charles White, 1977.
Most yards gained by junior: 1957, Ricky Bell, 1975 (Pac-12 record).
Most yards gained by senior: 2427, Marcus Allen, 1981 (Pac-12 record).
Earliest game gaining 1,000 yards: Game 5, Marcus Allen, 1981, and Ricky Bell, 1976 (ties NCAA record).
Most rushing touchdowns by a freshman: 13, LenDale White, 2003.
Most yards gained all-purpose running by a freshman: 1817, Robert Woods, 2010.
Most rushing yards by 2 players: 3042, Reggie Bush and LenDale White, 2005 (*record later vacated due to NCAA penalty*).
Teammates with 3 consecutive 100-yard games: Reggie Bush and LenDale White, 2005 (Oregon, Arizona State, Arizona games)(*record later vacated due to NCAA penalty*).
Teammates with 1,000 rushing yards: Reggie Bush (1740) and LenDale White (1302), 2005 (ties Pac-12 record)(*record later vacated due to NCAA penalty*).
Most rushing yards in consecutive games: 554, Reggie Bush, 2005 (Fresno State, 294, and UCLA, 260)(*record later vacated due to NCAA penalty*).
Most touchdowns rushing: 24, LenDale White, 2005.

SINGLE SEASON PASSING LEADERS

(Based on Number of Completions)
(Includes bowl games)

| | G | PA | PC | INT | Pct. | NYG | TD |
|------------------------|----|-----|-----|-----|------|------|----|
| 1. Cody Kessler, 2014 | 13 | 452 | 315 | 5 | .697 | 3826 | 39 |
| 2. Carson Palmer, 2002 | 13 | 489 | 309 | 10 | .632 | 3942 | 33 |
| 3. Rob Johnson, 1993 | 13 | 449 | 308 | 6 | .686 | 3630 | 29 |
| 3. Matt Barkley, 2011 | 12 | 446 | 308 | 7 | .691 | 3528 | 39 |
| 5. Sam Darnold, 2017 | 14 | 480 | 303 | 13 | .629 | 4143 | 26 |

| | | | | | | | |
|---------------------------|----|-----|-----|----|------|------|----|
| 6. Cody Kessler, 2015 | 14 | 446 | 298 | 7 | .668 | 3536 | 29 |
| 7. Matt Leinart, 2005 | 13 | 431 | 283 | 8 | .657 | 3815 | 28 |
| 8. Matt Leinart, 2004 | 13 | 412 | 269 | 6 | .653 | 3322 | 33 |
| 8. John David Booty, 2006 | 13 | 436 | 269 | 9 | .617 | 3347 | 29 |
| 10. Matt Leinart, 2003 | 13 | 402 | 255 | 9 | .634 | 3556 | 38 |
| 11. Matt Barkley, 2012 | 11 | 387 | 246 | 15 | .636 | 3273 | 36 |
| 11. Sam Darnold, 2016 | 13 | 366 | 246 | 9 | .672 | 3086 | 31 |
| 13. Mark Sanchez, 2008 | 13 | 366 | 241 | 10 | .658 | 3207 | 34 |
| 14. Cody Kessler, 2013 | 14 | 361 | 236 | 7 | .654 | 2968 | 20 |
| 14. Matt Barkley, 2010 | 12 | 377 | 236 | 12 | .626 | 2791 | 26 |
| 16. Carson Palmer, 2000 | 12 | 415 | 228 | 18 | .549 | 2914 | 16 |
| 17. Rodney Peete, 1988 | 12 | 359 | 223 | 12 | .621 | 2812 | 18 |
| 18. Carson Palmer, 2001 | 12 | 377 | 221 | 12 | .586 | 2717 | 13 |
| 19. Todd Marinovich, 1989 | 12 | 352 | 219 | 13 | .622 | 2578 | 16 |
| 20. JT Daniels, 2018 | 12 | 363 | 216 | 10 | .595 | 2672 | 14 |

Most passes attempted: 489, Carson Palmer, 2002.
Most passes completed: 315, Cody Kessler, 2014.
Highest percentage of completions: 69.7%, Cody Kessler, 2014.
Most passes had intercepted: 18, Rob Hertel, 1977; Carson Palmer, 2000.
Most yards gained passing: 4143, Sam Darnold, 2017.
Most touchdown passes thrown: 39, Matt Barkley, 2011; Cody Kessler, 2014.
Most touchdown passes thrown by a freshman: 31, Sam Darnold, 2016.
Most consecutive passes without an interception: 212, Matt Leinart, 2003.
Lowest rate of interceptions: 1.1% (5 in 452 attempts), Cody Kessler, 2014.
Most consecutive completions: 23, Rob Johnson, 1994 (last 15 vs. Arizona and first 8 vs. UCLA).
Most 300-yard passing games: 8, Sam Darnold, 2017.
Most consecutive 300-yard passing games: 3, Carson Palmer, 2002; Matt Leinart, 2005.
Most 200-yard passing games: 13, Matt Leinart, 2005; Sam Darnold, 2017 (Pac-12 record).
Most consecutive 5-touchdown pass games: 2, Sam Darnold, 2016.
Highest passing efficiency rating: 167.1, Cody Kessler, 2014.

SINGLE SEASON PASS CATCHING LEADERS

(Includes bowl games)

| | G | NO. | YDS | AVG. | TD |
|-------------------------------|----|-----|------|------|----|
| 1. Marqise Lee, 2012 | 13 | 118 | 1721 | 14.6 | 14 |
| 2. Robert Woods, 2011 | 12 | 111 | 1292 | 11.6 | 15 |
| 3. Nelson Agholor, 2014 | 13 | 104 | 1313 | 12.6 | 12 |
| 4. Keyshawn Johnson, 1995 | 12 | 102 | 1434 | 14.1 | 7 |
| 5. Mike Williams, 2003 | 13 | 95 | 1314 | 13.8 | 16 |
| 6. Dwayne Jarrett, 2005 | 13 | 91 | 1274 | 14.0 | 16 |
| 7. JuJu Smith-Schuster, 2015 | 14 | 89 | 1454 | 16.3 | 10 |
| 8. Johnnie Morton, 1993 | 13 | 88 | 1520 | 17.3 | 14 |
| 9. Deontay Burnett, 2017 | 14 | 86 | 1114 | 13.0 | 9 |
| 10. Mike Williams, 2002 | 13 | 81 | 1265 | 15.6 | 14 |
| 11. Robert Woods, 2012 | 13 | 76 | 846 | 11.1 | 11 |
| 12. Marqise Lee, 2011 | 12 | 73 | 1143 | 15.7 | 11 |
| 13. Steve Smith, 2006 | 13 | 71 | 1083 | 15.3 | 9 |
| 13. Keary Colbert, 2002 | 13 | 71 | 1029 | 14.5 | 5 |
| 15. Dwayne Jarrett, 2006 | 12 | 70 | 1015 | 14.5 | 12 |
| 15. Damian Williams, 2009 | 12 | 70 | 1010 | 14.4 | 6 |
| 15. JuJu Smith-Schuster, 2016 | 13 | 70 | 914 | 13.1 | 10 |
| 18. Keary Colbert, 2003 | 13 | 69 | 1013 | 14.7 | 9 |
| 19. Erik Affholter, 1988 | 12 | 68 | 952 | 14.0 | 8 |
| 20. Keyshawn Johnson, 1994 | 11 | 66 | 1362 | 20.6 | 9 |
| 20. Gary Wellman, 1990 | 13 | 66 | 1015 | 15.4 | 5 |
| 22. Robert Woods, 2010 | 13 | 65 | 792 | 12.2 | 6 |
| 23. Ronald Johnson, 2010 | 13 | 64 | 692 | 10.8 | 8 |
| 24. Fred Davis, 2007 | 13 | 62 | 881 | 14.2 | 8 |
| 24. John Jackson, 1989 | 12 | 62 | 964 | 15.6 | 5 |

Most receptions: 118, Marqise Lee, 2012.
Most receiving yards: 1721, Marqise Lee, 2012.
Most touchdown receptions: 16, Mike Williams, 2002, and Dwayne Jarrett, 2005.
Highest percentage of receptions for touchdowns (10 or more TD's): 58.8%, Kevin Williams, 1978 (10 TD's on 17 catches--NCAA record).
Most 200-yard receiving games: 2, Nelson Agholor, 2014.
Consecutive 200-yard receiving games: 2, Nelson Agholor, 2014.
Most 100-yard receiving games: 9, Johnnie Morton, 1993; Keyshawn Johnson, 1994.
Consecutive 100-yard receiving games: 8, Keyshawn Johnson, 1994.
Most games with at least 10 receptions: 7, Marqise Lee, 2012.
Most receptions by a tight end: 62, Fred Davis, 2007.
Most receiving yards by a tight end: 881, Fred Davis, 2007.
Most touchdown receptions by a tight end: 8, Fred Davis, 2007.
Most receptions by a freshman: 81, Mike Williams, 2002 (Pac-12 record).
Most receiving yards by a freshman: 1265, Mike Williams, 2002 (Pac-12 record).
Most touchdown receptions by a freshman: 14, Mike Williams, 2002 (Pac-12 record).
Most receptions by a freshman tight end: 26, Randall Telfer, 2011
Most players on same team each gaining 1,000 receiving yards: 2 (Mike Williams, 1265 yards, and Keary Colbert, 1029 yards), 2002; (Mike Williams, 1314 yards, and Keary Colbert, 1013 yards), 2003; (Steve Smith, 1085 yards, and Dwayne Jarrett, 1015 yards), 2006; (Robert Woods, 1292 yards, and Marqise Lee, 1143 yards), 2011.
Most passes caught by two players on same team: 194, Marqise Lee (118) and Robert Woods (76), 2012.
Most touchdown receptions in freshman and sophomore seasons: 30, Mike Williams, 2002-03.



**SINGLE SEASON
TOTAL OFFENSE LEADERS**

(Includes bowl games)

| | G | PLAYS | RUSH | PASS | TOTAL |
|----------------------------|----|-------|------|------|-------|
| 1. Sam Darnold, 2017 | 14 | 555 | 82 | 4143 | 4225 |
| 2. Matt Leinart, 2005 | 13 | 482 | 36 | 3815 | 3851 |
| 3. Carson Palmer, 2002 | 13 | 539 | -122 | 3942 | 3820 |
| 4. Cody Kessler, 201 | 13 | 507 | -152 | 3826 | 3674 |
| 5. Matt Barkley, 2011 | 12 | 474 | 14 | 3528 | 3542 |
| 6. Matt Leinart, 2003 | 13 | 434 | -62 | 3556 | 3494 |
| 7. Rob Johnson, 1993 | 13 | 530 | -205 | 3630 | 3425 |
| 8. Cody Kessler, 2015 | 14 | 507 | -149 | 3536 | 3387 |
| 9. Sam Darnold, 2016 | 13 | 428 | 250 | 3086 | 3336 |
| 10. John David Booty, 2006 | 13 | 469 | -53 | 3347 | 3294 |
| 11. Matt Leinart, 2004 | 13 | 461 | -44 | 3322 | 3278 |
| 12. Mark Sanchez, 2008 | 13 | 418 | 16 | 3207 | 3223 |
| 13. Matt Barkley, 2012 | 11 | 412 | -72 | 3273 | 3201 |
| 14. Carson Palmer, 2000 | 12 | 478 | 5 | 2914 | 2919 |
| 15. Cody Kessler, 2013 | 14 | 403 | -124 | 2968 | 2844 |
| 16. Rodney Peete, 1988 | 12 | 427 | 68 | 2812 | 2880 |
| 17. Rodney Peete, 1987 | 12 | 402 | 145 | 2709 | 2854 |
| 18. Matt Barkley, 2010 | 12 | 411 | -17 | 2791 | 2774 |
| 19. Carson Palmer, 2001 | 12 | 465 | 34 | 2717 | 2751 |
| 20. Matt Barkley, 2009 | 12 | 397 | -38 | 2735 | 2697 |

Most rushing and passing plays: 555, Sam Darnold, 2017.
Most yards in total offense: 4225, Sam Darnold, 2017.
Most touchdowns rushing and passing: 41, Matt Barkley, 2011; Cody Kessler, 2014 (Pac-12 record).
Most touchdowns scored: 26, LenDale White, 2005.
Most touchdowns scored by a freshman: 14, Mike Williams, 2002; LenDale White, 2003.
Most extra points kicked: 83, Mario Danelo, 2005.
Most extra point kicks attempted: 86, Mario Danelo, 2005.
Most field goals kicked: 19, Quin Rodriguez, 1990; Ryan Killeen, 2003.
Most points scored: 156, LenDale White, 2005.
Most points scored by kicking: 122, Ryan Killeen, 2003.
Team with 3,000-yard passer, 1,000-yard receiver and pair of 1,000-yard rushers: USC, 2005 (Matt Leinart, 3815 passing, Dwayne Jarrett, 1274 receiving, Reggie Bush, 1740 rushing, and LenDale White, 1302 rushing)[NCAA record](*record later vacated due to NCAA penalty*).

SINGLE GAME RECORDS

Most points: 36, Anthony Davis, 1972 (Notre Dame).
Most touchdowns: 6, Anthony Davis, 1972 (Notre Dame).
Most field goals: 5, Ryan Killeen, 2004 (UCLA); Chase McGrath, 2018 (UNLV).
Most yards running: 347, Ricky Bell, 1976 (Washington State).
Most yards running by a sophomore: 234, Shawn Walters, 1994 (Stanford).
Most yards running by a true freshman: 177, Ronald Jones II, 2015 (Arizona).
Most touchdowns running: 4, Charles Dean, 1920 (Nevada); Howard Elliott, 1925 (Pomona); Orv Mohler, 1931 (Washington State); Ambrose Schindler, 1937 (Oregon); Clark Holden, 1959 (Stanford); O.J. Simpson, 1968 (Minnesota); Anthony Davis, 1972 (Notre Dame) and 1973 (California); Sam Cunningham, 1972 (Ohio State, Rose Bowl); Ricky Bell, 1975 (Duke) and 1976 (Oregon); Charles White, 1979 (Notre Dame and UCLA); Marcus Allen, 1981 (Tennessee); Ryan Knight, 1986 (California); LenDale White, 2005 (Arizona); Ronald Jones II, 2016 (Oregon).
Most yards passing: 493, Matt Barkley, 2012 (Arizona).
Most yards passing in 2 consecutive games: 977, Matt Barkley, 2012 (Arizona and Oregon).
Most yards passing by a freshman: 453, Sam Darnold, 2016 (Penn State, Rose Bowl).
Most yards running and passing: 497, Matt Barkley, 2012 (Arizona).
Most yards all-purpose running: 513, Reggie Bush, 2005 (Fresno State) [294 rush, 68 rec., 135 KO, 16 PR](Pac-12 record)(*record later vacated due to NCAA penalty; revised record: 469, Marqise Lee, 2012, Arizona, 1 rush, 345 rec., 123 KO*).
Most yards all-purpose running in 2 consecutive games: 877, Marqise Lee, 2012 (Arizona and Oregon).
Most times carried ball: 51, Ricky Bell, 1976 (Washington State) (Pac-12 record).
Most times carried ball, one quarter: 20, O.J. Simpson, 1968 (Oregon State, 4th quarter).
Most passes attempted: 55, Todd Marinovich, 1989 (Notre Dame).
Most passes completed: 37, JT Daniels, 2018 (Notre Dame).
Highest percentage of passes completed (min. 10 comp.): 100% (11 of 11), Troy Winslow, 1965 (Washington) (ties Pac-12 record).
Highest percentage of passes completed (min. 15 comp.): 95.0% (19 of 20), Matt Barkley, 2012 (Colorado) (Pac-12 record).
Most passes completed in 2 consecutive games: 66, Matt Barkley, 2012 (Arizona and Oregon).
Most touchdown passes thrown: 7, Cody Kessler, 2014 (Colorado) (Pac-12 regulation game record).
Most touchdown passes thrown in a half: 5, Mark Sanchez, 2008 (Washington State, first half); Matt Barkley, 2010 (Hawaii and California, first half) and 2012 (Colorado, first half); Cody Kessler (Colorado and Notre Dame, first half).
Most touchdown passes thrown by a freshman: 5, Sam Darnold, 2016 (Arizona, California and Penn State, Rose Bowl).
Highest passing efficiency rating (min. 20 att.): 319.2, Matt Barkley, 2012 (Colorado)(Pac-12 record).
Most receptions: 17, Robert Woods, 2011 (Minnesota).
Most receptions by a tight end: 10, John Allred, 1996 (Houston).

Most receptions by a freshman: 13, Mike Williams, 2002 (Oregon); Marqise Lee, 2011 (UCLA).
Most receptions by 2 teammates: 25, Marqise Lee (13) and Robert Woods (12), UCLA, 2011; Marqise Lee (16) and Robert Woods (9), Arizona, 2012.
Most touchdown receptions: 4, Robert Woods, 2012 (Colorado) (ties Pac-12 record).
Most touchdown receptions by a freshman: 3, Mike Williams, 2002, (Washington); Robert Woods, 2010, (Stanford); JuJu Smith-Schuster, 2014, (Washington State).
Most receiving yards: 345, Marqise Lee, 2012 (Arizona).
Most receiving yards by a freshman: 260 (on 6 catches), R. Jay Soward, 1996 (UCLA).
Most receiving yards by a tight end: 153, Anthony McCoy, 2009 (Notre Dame).
Most receiving yards by 2 teammates: 438, Marqise Lee (345 yards) and Robert Woods (93 yards), Arizona, 2012.
Most receiving yards in 3 consecutive games: 663, Marqise Lee, 2012 (Arizona, Oregon, Arizona State).
Most players with 10 or more receptions: 2, Marqise Lee (13) and Robert Woods (12), UCLA, 2011; Marqise Lee (11) and Robert Woods (10), Syracuse, 2012; Tyler Vaughns (12) and Amon-Ra St. Brown (10), Notre Dame, 2018.
Most kickoff returns: 8, Marqise Lee, 2012 (Oregon).
Most yards on kickoff returns: 251, Marqise Lee (Oregon).
Most touchdowns on kickoff returns: 2, Anthony Davis, 1972 (Notre Dame) (ties NCAA record).
Highest average gain per kickoff return (Min. 3 attempts): 72.7, Anthony Davis, 1972 (Notre Dame, 3 for 218).
Most yards on punt returns: 168, Nelson Agholor, 2013 (California).
Most touchdowns on punt returns: 2, Mike Garrett, 1965 (California); Nelson Agholor, 2013 (California) (ties Pac-12 record).
Touchdown on kickoff and punt returns: Adoree' Jackson, 2016 (Notre Dame) (55-yard punt return, 97-yard kickoff return).
Most passes intercepted: 4, Adrian Young, 1967 (Notre Dame) (ties Pac-12 record).
Most yards on interception returns: 181, Charles Phillips, 1974 (Iowa) (Pac-12 record).
Most touchdowns on interception returns: 2, Jim Psaltis, 1952 (Washington State); Charles Phillips, 1974 (Iowa); Antuan Simmons, 1998 (Washington) (ties Pac-12 record).
Most extra point kicks: 10 of 10, Mario Danelo, 2005 (Arkansas).
Most field goal attempts blocked, one quarter: 2, Jerald Henry, 1994 (California); Fili Moala, 2008 (Arizona State) (ties NCAA record).
Most tackles for loss: 5.5, Lawrence Jackson, 2007 (Arizona State).
Most sacks: 4, Marcus Cotton, 1987 (Oregon State); Junior Seau, 1989 (Oregon State); Tim Ryan, 1989 (UCLA); Lawrence Jackson, 2007 (Arizona State).

LONG PLAY RECORDS

Longest run (any type): 100 yards, Anthony Davis, 1974 (Arkansas and Notre Dame), Marqise Lee, 2012 (Hawaii) and Adoree' Jackson, 2014 (Utah) and 2016 (Utah) on 100-yard field; 107 yards, Elwin Caley, 1902 (Pomona) on 110-yard field.
Longest run from scrimmage: 96 yards, LaVale Woods, 1996 (Oregon State).
Longest kickoff return: 100 yards, Anthony Davis, 1974 (Arkansas and Notre Dame), Marqise Lee, 2012 (Hawaii) and Adoree' Jackson, 2014 (Utah) and 2016 (Utah) on 100-yard field (ties NCAA record); 107 yards, Elwin Caley, 1902 (Pomona) on 110-yard field.
Longest kickoff return for touchdown: 100 yards, Anthony Davis, 1974 (Arkansas and Notre Dame), Marqise Lee, 2012 (Hawaii) and Adoree' Jackson, 2014 (Utah) and 2016 (Utah) on 100-yard field.
Longest punt return: 96 yards, Curtis Conway, 1992 (Oregon).
Longest run with intercepted pass: 99 yards, Bud Langley, 1936 (Notre Dame).
Longest run with intercepted fumble: 99 yards, Tim McDonald, 1986 (Baylor).
Longest pass play: 97 yards, Matt Koffler to R. Jay Soward, 1996 (Illinois).
Longest punt: 85 yards, Ernie Zampese, 1956 (Wisconsin).
Longest field goal: 60 yards, Don Shafer, 1986 (Notre Dame).

A Note on USC's Records

The records material on these pages has been compiled from a number of sources. Although official national individual records commenced only in 1937 (nearly 50 years after USC's first team), USC's game-by-game records generally extend back to the mid-1920s. Newspaper accounts of individual games, including some extraordinary individual performances, date back to 1889. Unfortunately, for some games in USC's first 20 years, only the final result has survived to the present.

These records have been compiled by USC's Sports Information Office (previously known as the Athletic News Service). Special mention should be made of the efforts of Tom Lawless, Dick Nash, Harley Tinkham, Chuck Weinstock, Al Wesson, Deke Houlgate, H.D. Thoreau and Mike Glenn, as well as Benny Artiaga, Nick Schenck, Gabriel Alvarez, Meghan McElroy, Michelle Laug and Robbie Ellison.



ALL-TIME USC TEAM RECORDS



Longest winning streak: 25 games, 1931 to 1933 (Pac-10 record)(*original record: 34 games, 2003 to 2005, Pac-12 record, but 14 wins vacated due to NCAA penalty.*)

Longest Pac-12 winning streak: 19 games, 1987 to 1989 (*original record: 27 games, 2003 to 2006, Pac-12 record, but 9 wins vacated due to NCAA penalty.*)

Most consecutive conference games without defeat (includes ties): 28, 1971 to 1975 (Pac-12 record).

Longest home game winning streak: 21 games, 2001 to 2004 (*original record: 35 games, 2001 to 2007, Pac-12 record, but 6 wins vacated due to NCAA penalty.*)

Longest Pac-12 home game winning streak: 15 games, 2001 to 2004 (*original record: 24 games, 2001 to 2007, Pac-12 record, but 4 wins vacated due to NCAA penalty.*)

Longest Pac-12 road game winning streak: 11 games, 1971 to 1974, does not include 2 neutral site wins (*original record: 13 games, 2003 to 2006, but 5 wins vacated due to NCAA penalty.*)

Longest road game winning streak: 12 games, 1978 to 1980, does not include 2 neutral site wins (*original record: 18 games, 2003 to 2006, does not include 3 neutral site wins, but 7 wins vacated due to NCAA penalty.*)

Longest non-conference game winning streak: 20 games, 1977 to 1981.

Longest non-conference home game winning streak: 26 games, 1918 to 1924.

Longest non-conference road game winning streak: 10 games, 2006 to 2013, does not include 8 neutral site wins and 2 neutral site losses (*original record: 16 games, 2002 to 2013, does not include 8 neutral site wins and 2 neutral site losses, but 5 wins vacated due to NCAA penalty.*)

Longest November game winning streak: 13 games, 2001 to 2004 (*original record: 28 games, 2001 to 2009, but 3 wins vacated due to NCAA penalty.*)

Longest night home game winning streak: 16 games, 2006 to 2010 (*original record: 32 games, 1997 to 2010, but 3 wins vacated due to NCAA penalty.*)

Longest Greater Los Angeles-area winning streak: 23 games, 2001 to 2004 (*original record: 30 games, 2001 to 2005, but 7 wins vacated due to NCAA penalty.*)

Longest winning streak over AP Top 25-ranked teams: 12 games, 1977 to 1980 (*original record: 16 games, 2002 to 2005, NCAA record, but 6 wins vacated due to NCAA penalty.*)

Longest losing streak: 6 games, 1991.

Most consecutive games without a win: 8, 1941 to 1942.

Most consecutive games unscored upon: 6, 1943.

Most consecutive games without scoring: 2, 1941 and 1946.

Most consecutive games without being shut out: 259, 1997 to 2018 current (*original record 274 games, 1997 to 2018 but 15 scoring games vacated due to NCAA penalty.*)

Most consecutive winning seasons: 21, 1962 to 1982 (ties Pac-12 record).

Most consecutive wins over an opponent: 26, versus Oregon State, 1968 to 1999 (Pac-12 record).

Most consecutive bowl game victories: 9 (1923-24-30-32-33-39-40-44-45) (Pac-12 record).

Most consecutive weeks ranked No. 1 in AP poll: 33, 2003 to 2005 (NCAA record).

Most consecutive games ranked in AP Top 10: 63, 2002 to 2007.

Most consecutive games ranked in AP Top 25: 103, 2002 to 2009.

Most consecutive conference championships: 4, 1966 to 1969 (*original record: 7, 2002 to 2008, Pac-12 record, but 2 titles vacated due to NCAA penalty.*)

Most consecutive AP Top 4 finishes: 7, 2002 to 2008.

Most consecutive 11-win seasons: 3, 2006 to 2008 (*original record: 7, 2002 to 2008, NCAA record, but 1 season vacated due to NCAA penalty.*)

Most consecutive BCS bowl appearances: 3, 2002 to 2004 and 2006 to 2008 (*original record: 7, 2002 to 2008, NCAA record, but 1 appearance vacated due to NCAA penalty.*)

Largest crowd: 120,000, Notre Dame at Soldier Field, Chicago, 1927.

Most victories by a first-year coach: 11, John Robinson, 1976 (ties Pac-12 record).

Most consecutive sellouts: 12, 2005 to 2006.

Most consecutive home sellouts: 10, 2005 to 2006.

Most road sellouts: 5, 1978; 1979; 1980; 1982; 1985; 2005; 2007; 2016.

Most night games: 10, 2010; 2017.

Season

Best season: 1972, Won 12, Lost 0, Tied 0, Scored 467 to 134 (*original record: 2004, Won 13, Lost 0, Tied 0, Scored 496 to 169, but 2 wins vacated due to NCAA penalty*)

Most points scored: 638 (13 games), 2005.

Most points scored, conference games: 383 (8 games), 2005.

Fewest points scored: 64 (9 games), 1941.

Most touchdowns: 87 (13 games), 2005.

Fewest touchdowns: 10 (9 games), 1941.

Most extra points: 83 of 87 (13 games), 2005.

Fewest extra points: 4 (9 games), 1941.

Most field goals: 19 (13 games), 1990 and 2003.

Most yards running: 3954 (12 games), 1929.

Most yards passing: 4186 (14 games), 2017.

Most yards running and passing: 7537 (13 games), 2005 (Pac-12 record).

Fewest yards running and passing: 1795 (9 games), 1941.

Most passes attempted: 494 (13 games), 2002.

Most passes completed: 327 (13 games), 1993.

Most touchdown passes: 39, 2003 (13 games); 2011 (12 games); 2012 (13 games); 2014 (13 games).

Fewest touchdown passes: 1 (10 games), 1946.

Highest percentage of completions: 69.1% (309-of-447), 2011; (318-of-460), 2014.

Lowest percentage of passes had intercepted: 1.09% (5 in 460 attempts), 2014.

Most interceptions: 31 (11 games), 1952.

Most punt return yards: 827 (10 games), 1952 (Pac-12 record).

Most kickoff returns: 52 (14 games), 2015.

Most kickoff return yards: 1248 (13 games), 2010.

Fewest yards allowed on punt returns: 5 on 11 returns (12 games), 1976 (Pac-12 record).

Fewest average yards allowed on punt returns: 0.45 (5 yards on 11 returns) (12 games), 1976 (Pac-12 record).

Most first downs: 376 (13 games), 2005.

Most first downs passing: 192 (14 games), 2017.

Most penalties: 128 (12 games), 1999.

Highest average yards per game: 579.8 (13 games), 2005.

Highest average yards per play: 7.5 (13 games), 2005.

Highest average rushing yards per carry: 6.4 (13 games), 2005.

Highest punting average: 47.4 (13 games), 2003 (44 for 2084).

Highest scoring average: 49.1 (13 games), 2005.

Fewest average rushing yards per game allowed: 60.2, 2003.

Fewest average rushing yards per carry allowed: 1.8, 2003.

Fewest yards per completion allowed (min. 150 completions): 8.8, 2008 (NCAA record).

Consecutive games scoring 20 points: 37, 2002 to 2004 (*original record: 63, 2002 to 2006, NCAA record, but 15 games vacated due to NCAA penalty.*)

Consecutive games scoring 30 points: 11, 2003 (*original record: 15, 2004 to 2006, but 14 games vacated due to NCAA penalty.*)

Consecutive games scoring 40 points: 7, 2003.

Most games scoring 30 points: 11, 2003 (*original record: 13, 2005, but 13 games vacated due to NCAA penalty.*)

Most games scoring 40 points: 8, 2003 (*original record: 9, 2005, but 9 games later vacated due to NCAA penalty.*)

Most games scoring 50 points: 4, 1925, 1929, 1930 (*original record: 7, 2005, but 7 games later vacated due to NCAA penalty.*)

Most points scored in 2 consecutive games: 138, 1905 (Whittier Reform, Alumni).

Most points scored in 3 consecutive games: 186, 1925, Whittier, Cal Tech, Pomona (*original record: 188, 2004 to 2005, Oklahoma, Hawaii, Arkansas, but record later vacated due to NCAA penalty.*)

Most points scored in 4 consecutive games: 214, 1925, Whittier, Cal Tech, Pomona, Utah (*original record: 233, 2004 to 2005 (Oklahoma, Hawaii, Arkansas, Oregon, but record later vacated due to NCAA penalty.*)

Most games lost on final play of regulation: 2, 2010 (Washington and Stanford, both field goals).

Most losses by AP pre-season No. 1 team: 6, 2012 (NCAA record).

Single Game

Largest margin of victory: 80 points (80-0) Pomona, 1925.

Highest winning score: same as above.

Lowest winning score: 3 points (3-0), 21st Infantry, 1917.

Highest losing score: 51 (62-51), Oregon, 2012.

Most points, both teams: 113, Oregon, 2012.

Most touchdowns: 12, Cal Tech, 1924; Pomona, 1925; Arizona, 1928; UCLA, 1929.

Most touchdowns one quarter: 6, Pomona, 1925; Arizona, 1928.

Most extra points: 10, Cal Tech, 1921, and Arkansas, 2005.

Most extra points one quarter: 5, Pomona, 1925; Montana, 1931; Wyoming, 1965.

Most field goals: 5, UCLA, 2004; UNLV, 2018.

Most plays: 105, Fresno State, 2014.

Most yards running: 753, UCLA, 1929 (Pac-12 record).

Fewest yards running: minus 23, TCU, 1998 (Sun Bowl).

Most yards passing: 493, Arizona, 2012.

Fewest yards passing: 0, Washington State, 1921; Cal Tech, 1923; California, 1931; Georgia, 1931; Washington, 1938; UCLA, 1940; Stanford, 1940; Stanford, 1942; College of Pacific, 1945.

Most yards running and passing: 978, Pomona, 1925 (Pac-12 record).

Fewest yards running and passing: 65, Ohio State, 1941.

Rushing for 300 yards and passing for 400 yards in a game: vs. Washington State, 2005 (312 rush, 433 pass)

Fewest yards passing (both teams): 0, USC-California, 1931.

Fewest passes completed (both teams): 0, same as above.

Most passes attempted: 55, Notre Dame, 1989.

Fewest passes attempted: 0, College of Pacific, 1945.

Most passes completed: 37, Notre Dame, 2018.

Fewest passes completed: 0, same as "fewest yards passing" except for Washington State, 1921.

Highest percentage of passes completed (min. 10 comp.): 100% (11-of-11), Washington, 1965 (ties NCAA record).

Most touchdown passes: 7, Colorado, 2012; Colorado, 2014.

Most first downs: 43, Pomona, 1925 (ties Pac-12 record).

Fewest first downs: 1, Notre Dame, 1936; Notre Dame, 1950.

Most first downs rushing: 27, Stanford, 1977.

Most passes intercepted: 8, California, 1982.

Most touchdowns on interception returns: 3, Arizona, 1982.

Most touchdowns on fumble returns: 2, UCLA, 2003 (ties NCAA record).

Most touchdowns on punt returns: 3, California, 2013 (ties NCAA record).

Most kickoff returns: 9, Oregon, 2012.

Highest kickoff return average (min. 6 rets.): 46.2, Washington State, 1970 (NCAA record).

Most opponent field goal attempts blocked, one quarter: 2, California, 1994; Arizona State, 2008 (ties NCAA record). (NOTE: USC blocked a field goal in the fourth quarter and in the second overtime period versus California, 2003)

Most penalties: 21, Oregon, 1999 (ties Pac-12 record).





ALL-TIME OPPONENTS' RECORDS

(Individual)

Single Game

Most points: 30, Kenjon Barner (Oregon), 2012.
Most touchdowns: 5, Kenjon Barner (Oregon), 2012.
Most extra points: 8, Rob Beard (Oregon), 2012; Zane Gonzalez (Arizona State), 2013.
Most field goals: 5, John Lee (UCLA), 1984; Kyle Brindza (Notre Dame), 2012.
Most yards running: 321, Kenjon Barner (Oregon), 2012.
Most yards passing: 526, Joe Theismann (Notre Dame), 1970.
Most yards running and passing: 505, Mike Bercovici (Arizona State), 2014.
Most times carried ball: 40, Joshua Kelley (UCLA), 2018.
Most passes attempted: 72, Anu Solomon (Arizona), 2014.
Most passes completed: 43, Anu Solomon (Arizona), 2014.
Most touchdown passes: 6, Vernon Adams Jr. (Oregon), 2015.
Most receptions: 15, Braxton Cleman (Washington), 2002.
Most receiving yards: 263, J.J. Stokes (UCLA), 1992 (on 6 catches).
Most all-purpose yards: 461, Christian McCaffrey (Stanford), 2015 (Pac-12 Championship Game)

Single Play


Longest run from scrimmage: 91 yards, Bob Livingstone (Notre Dame), 1947.
Longest kickoff return: 100 yards, Gus White (San Diego Navy), 1944; Frank Brunk (California), 1949; Anthony Prior (Washington State), 1991; Tim Alexander (Oregon State), 1998; C.J. Jones (Iowa), 2002 (Orange Bowl); LeQuan Lewis (Arizona State), 2010; Darius Phillips (Western Michigan), 2017).
Longest punt return: 100 yards, Hugh McElhenny (Washington), 1951 (ties NCAA record).
Longest run with blocked punt: 76 yards, Orile Robbins (Oregon State), 1927 (Pac-12 record).
Longest run with intercepted pass: 100 yards, Jim Jurkovich (California), 1940 (ties NCAA record).
Longest run with fumble return: 85 yards, Courtney Jackson (Arizona State), 1996.
Longest run with intercepted lateral: 84 yards, Dave Brown (UCLA), 1943.
Longest pass play: 95 yards, Jeff Van Raaphorst to Aaron Cox (Arizona State), 1985.
Longest punt: 89 yards, Scott Tabor (California), 1987 (Pac-12 record).
Longest field goal: 59 yards, Rod Garcia (Stanford), 1973 (ties Pac-12 record for conference game).

(Team)

Largest margin of victory: 51 points (51-0), Notre Dame, 1966.
Highest winning score: 62 points (62-51), Oregon, 2012; (62-41), Arizona State, 2013.
Lowest winning score: 3 points (3-0), Stanford, 1935; Oregon State, 1967.
Highest losing score: 49, Penn State, 2016 (Rose Bowl) [52-49].
Most touchdowns: 9, Oregon, 2012.
Most touchdowns one quarter: 4, March Field, 1943; UCLA, 1954; Stanford, 2009; Arizona State, 2013; Penn State, 2016 (Rose Bowl).
Most points one quarter: 28, March Field, 1943; Arizona State, 2013; Penn State, 2016 (Rose Bowl).
Most extra points one quarter: 4, March Field, 1943 (all kicks); California, 1991 (2 kicks, 1 pass); Arizona State, 2013 (all kicks); Penn State, 2016 (Rose Bowl) (all kicks).
Most extra points: 8, Oregon, 2012; Arizona State, 2013.
Most field goals: 5, UCLA, 1984; Notre Dame, 2012.
Most plays: 101, Arizona, 2014.
Most yards running: 517, Notre Dame, 1946.
Fewest yards running: minus 28, California, 1980.
Most yards passing: 526, Notre Dame, 1970.
Fewest yards passing: minus 11, Iowa, 1976.
Most yards running and passing: 730, Oregon, 2012.
Fewest yards running and passing: minus 4, California, 1946 (Pac-12 record).
Most passes attempted: 72, Arizona, 2014.
Most passes completed: 44, Washington State, 2014.
Fewest passes completed: 0, Cal Tech, 1926; California, 1926; Oregon, 1920; California, 1931; Oregon, 1932; California, 1934; Montana, 1935; Oregon, 1936; UCLA, 1946; Washington State, 1950; Minnesota, 1955; Oregon, 1956; Colorado, 1963; Oklahoma, 1971; UCLA, 1971; Oregon State, 1993.
Most touchdown passes: 6, Oregon, 2015.
Most first downs: 37, Arizona, 2011; Oregon, 2012.
Fewest first downs: 0, Oregon, 1920; Oregon State, 1938; Army, 1951.
Most first downs by penalty: 8, Oregon, 1999.
Highest average per punt (min. 5 punts): 55.6, California, 1987 (Pac-12 conference game record).
Most fumbles: 11, UCLA, 1975 (ties Pac-12 record).
Most fumbles lost: 8, UCLA, 1975 (Pac-12 record).
Fewest penalties: 0, California, 1971; Washington State, 1994 (ties Pac-12 record).
Fewest yards penalized: 0, California, 1971 and 1993; Washington State, 1994 (ties Pac-12 record).




WILLIE MCGINEST



JEFF FISHER




ROD SHERMAN



ERNIE SMITH




TIM ROSSOVICH



ARTIMUS PARKER



MORT KAER



PAT HOWELL





USC's NCAA Stat Champions

(Regular season statistics only through 2001)
(From 1970 on, rankings based on
per game averages instead of figure totals)

Individual

Rushing

1965--Mike Garrett (267 atts., 1440 yds.)
1967--O.J. Simpson (266, 1415)
1968--O.J. Simpson (355, 1523)
1975--Ricky Bell (357, 1875, 170.5 avg.)
1979--Charles White (293, 1803, 180.3)
1981--Marcus Allen (403, 2342, 212.9)

Passing Efficiency

1978--Paul McDonald (152.8)

Scoring

1981--Marcus Allen (138 pts., 12.5 avg.)

Interceptions

1941--Bobby Robertson (9 ints., 126 yds)
1944--Jim Hardy (8, 73)
1980--Ronnie Lott (8, 166, 0.73 avg.) TIED

Punting

1952--Des Koch (47 punts, 2043 yds., 43.5 avg.)

Punt Returns

1967--Mike Battle (47 rets., 570 yds., 12.1 avg.)

Kickoff Returns

1974--Anthony Davis (11 rets., 467 yds., 42.5 avg.)

Sacks

2003--Kenechi Udeze (16.5)

All-Purpose Running

1967--O.J. Simpson (1700 yds., 188.9 avg.)
1968--O.J. Simpson (1966, 196.6)
1978--Charles White (2096, 174.7)
1979--Charles White (1941, 194.1)
1980--Marcus Allen (1794, 179.4)
1981--Marcus Allen (2559, 232.6)
2005--Reggie Bush* (2890, 222.3)

Team

Total Offense
2005--579.8 avg.

Scoring Defense
1952--4.7 avg.
2008--9.0 avg.

Rushing Defense
1989--61.5 avg.
2003--60.2 avg.
2004--79.4 avg.

Pass Defense
2008--134.4 avg

Pass Efficiency Defense
2008--85.8 rating

Kickoff Returns
1955--25.8 avg.
1974--25.7 avg.

Net Punting
2003--43.7 avg.

Sacks
2017--46

Turnover Margin
1987--+1.64
2004--+1.46

Most Improved Record
1962--+6
1972--+5 TIE

USC's Pac-12 Stat Champions

(Regular season statistics only through 2001)
(From 1970 on, rankings based on
per game averages instead of figure totals)

Individual

Total Offense

1973--Pat Haden (1757 yds., 159.7 avg.)
2005--Matt Leinart (3851 yds., 296.2 avg.)
2006--John David Booty (3294 yds, 253.4 avg.)
2008--Mark Sanchez (3223 yards, 247.9 avg.)

Rushing

1956--C.R. Roberts (120 atts., 775 yds.)
1959--Jerry Traynham (123, 583)
1963--Mike Garrett (127, 833)
1964--Mike Garrett (217, 948)
1965--Mike Garrett (267, 1440)
1967--O.J. Simpson (266, 1415)
1968--O.J. Simpson (355, 1709)
1969--Clarence Davis (282, 1275)
1972--Anthony Davis (184, 1034, 94.0 avg.)
1974--Anthony Davis (288, 1354, 123.1)
1975--Ricky Bell (357, 1875, 170.5)
1976--Ricky Bell (276, 1417, 141.7)
1977--Charles White (264, 1291, 117.4)
1978--Charles White (342, 1760, 146.7)
1979--Charles White (293, 1803, 180.3)
1980--Marcus Allen (354, 1563, 156.3)
1981--Marcus Allen (403, 2342, 212.9)

1987--Steven Webster (239, 1109, 110.9)
1989--Ricky Ervins (239, 1269, 115.4)

Passing

1978--Paul McDonald (1667 yds., 151.5 avg.)
1994--Rob Johnson (150.3 rating)
2002--Carson Palmer (149.1 rating)
2003--Matt Leinart (164.5 rating)
2004--Matt Leinart (156.5 rating)
2006--John David Booty (144.0 rating)
2008--Mark Sanchez (164.6 rating)

Receptions

1963--Willie Brown (34 recs., 448 yds.)
1973--Lynn Swann (37, 667, 3.4 avg.)
1993--Johnnie Morton (78, 1373, 6.5 avg.)
1995--Keyshawn Johnson (90, 1218, 8.2 avg.)
2006--Dwayne Jarrett (70, 1,015, 5.8 avg.)
2011--Robert Woods (111, 1,292, 9.3 avg.)
2012--Marqise Lee (118, 1,721, 9.1 avg.)

Receiving Yards

1993--Johnnie Morton (78, 1373, 114.4)
1994--Keyshawn Johnson (58, 1140, 114.0)
1995--Keyshawn Johnson (90, 1218, 110.7)
2009--Damian Williams (70, 1010, 84.2)
2012--Marqise Lee (118, 1,721, 132.4)
2015--JuJu Smith-Schuster (89, 1454, 103.9)

All-Purpose Running

2004--Reggie Bush* (231 pl., 2330 yds., 179.2 avg.)
2005--Reggie Bush* (283 pl., 2890 yds., 222.3 avg.)
2012--Marqise Lee (161 pl, 2683 yds, 206.4 avg.)
2014--Javorius Allen (317 pl., 1947 yds, 149.8 avg)

Scoring

1955--Jon Arnett (108 pts.)
1964--Mike Garrett (62)
1965--Mike Garrett (96)
1967--O.J. Simpson (66) TIE
1968--O.J. Simpson (132)
1972--Anthony Davis (108, 9.8 avg.)
1974--Anthony Davis (112, 10.2)
1976--Ricky Bell (86, 7.8)
1978--Charles White (80, 6.7)
1979--Charles White (108, 9.8)
1981--Marcus Allen (138, 12.5)
1990--Quin Rodriguez (84, 7.6) TIE
2004--Ryan Killeen (112, 8.6)
2005--LenDale White (156, 12.0)

Interceptions

1969--Tyrone Hudson (6 ints., 129 yds.) TIE
1970--Ron Ayala (8, 113, 0.80 avg.)
1973--Artimus Parker (8, 100, 0.73)
1974--Charles Phillips (7, 302, 0.64)
1976--Dennis Thurman (8, 170, 0.73)
1980--Ronnie Lott (8, 166, 0.73) TIE
1989--Mark Carrier (7, 58, 0.64)
1994--John Herpin (5, 21, 0.5)
2003--Will Poole (7, 70, 0.5) TIE

Punt Returns

1972--Lynn Swann (18 rets., 253 yds., 14.1 avg.)
1975--Danny Reece (26, 409, 15.7)
1979--Raymond Butler (21, 303, 14.4)
2004--Reggie Bush* (24, 376, 15.7)
2009--Damian Williams (24, 340, 14.2)
2013--Nelson Agholor (18, 343, 19.1)
2016--Adoree' Jackson (20, 315, 15.8)
2018--Tyler Vaughns (19, 199, 10.5)

Kickoff Returns

1970--Clarence Davis (14 rets., 444 yds., 31.8 avg.)
1974--Anthony Davis (11, 467, 42.5)
2003--Reggie Bush (18, 492, 27.3)
2012--Marqise Lee (29, 822, 28.3)
2016--Adoree' Jackson (26, 767, 29.5)

Punting

1951--Des Koch (33 punts, 1430 yds., 43.3 avg.)
1952--Des Koch (47, 2043, 43.5)
1953--Des Koch (22, 981, 44.6)
1961--Ernie Jones (38, 1504, 39.6)
1962--Ernie Jones (58, 2292, 39.1)
1963--Ernie Jones (43, 1690, 39.3)
1995--John Stonehouse (44, 1918, 43.6)
1996--Jim Wren (66, 3006, 45.5)
2003--Tom Malone (42, 2060, 49.0)
2004--Tom Malone (49, 2144, 43.8)

Field Goals

2001--David Davis (15 field goals, 1.36 avg.)

Field Goal Percentage

2001--David Davis (15-of-17 field goals, 88.2 %)
2006--Mario Danelo (15-of-16 field goals, 93.8%)

Tackles For Loss

2003--Kenechi Udeze (26.0 TFL, 2.0 avg.)

Sacks

2003--Kenechi Udeze (16.5 sacks, 1.3 avg.) TIE
2011--Nick Perry (9.5 sacks, 0.7 avg.)

Deflections

2003--Will Poole (26 DFL, 2.0 avg.)

Fumbles Recovered

2009--Jurrell Casey (3 FR, 0.2 avg.) TIE

**Participation later vacated for 2 games in 2004
and 12 games in 2005 due to NCAA penalty*

Team

Total Offense

1972--94.2
1974--141.5
1975--142.0
1976--129.5
1977--141.1
1978--91.3
1979--127.0
1980--96.7
1988--76.6
1989--61.5
1997--93.8
1999--117.3
2002--83.2
2003--60.2
2004--79.4
2006--91.1
2008--87.4

Rushing Offense

1956--269.5 avg.
1959--249.3
1965--256.2
1969--216.2
1970--249.8
1974--282.5
1977--259.7
1978--247.5
1979--276.6
1980--226.3
1981--299.4
2005--260.0

Passing Offense

1961--116.5 avg.
1966--141.4
2006--263.8
2008--259.9

Scoring Offense

1962--21.9 avg.
1964--20.7
1965--26.2
1967--25.8
1970--31.2
1972--38.6
1974--31.3
1979--33.8
2002--35.8
2003--41.1
2004--38.2
2005--49.1

Total Defense

1959--184.4 avg.
1962--237.6
1963--241.8
1966--232.4
1967--203.1
1969--247.1
1972--230.4
1973--301.9
1974--260.7
1975--287.4
1976--271.6
1977--277.4
1980--234.3
1981--285.3
1988--268.9
1989--238.8
1998--329.8
2002--284.9
2004--279.3
2006--295.8
2007--273.2
2008--221.8
2013--335.2

Turnover Margin

1994--+1.0
1999--+1.2
2001--+1.3 TIE
2003--+1.5
2004--+1.5
2005--+1.6

Passing Efficiency

2003--159.1
2006--142.8
2008--163.1

Pass Efficiency Defense

2006--110.7
2007--102.1
2008--85.8
2009--106.0

Net Punting

2003--43.7

Kickoff Returns

2008--26.5
2012--26.4

Punt Returns

2013--13.3
2016--15.3





USC ANNUAL ATTENDANCE

| YEAR | HOME ATT. | (G) | AVG. / GAME | OVERALL ATT. | (G) | AVG. / GAME |
|-------|-----------|------|-------------|--------------|------|-------------|
| 1922# | | | | 147,500 | (8) | 18,438 |
| 1923 | 126,923 | (6) | 21,154 | 198,363 | (8) | 23,545 |
| 1924 | 257,000 | (9) | 28,556 | 332,000 | (11) | 30,182 |
| 1925+ | 308,000 | (10) | 30,800 | 313,000 | (11) | 28,455 |
| 1926 | 288,278 | (8) | 36,035 | 386,278 | (10) | 38,628 |
| 1927 | 321,500 | (8) | 40,188 | 493,885 | (10) | 49,389 |
| 1928 | 376,632 | (9) | 41,848 | 450,877 | (10) | 45,088 |
| 1929 | 349,000 | (8) | 43,625 | 646,494 | (12) | 53,875 |
| 1930 | 341,467 | (8) | 42,683 | 452,467 | (10) | 45,247 |
| 1931 | 433,000 | (8) | 54,125 | 613,250 | (11) | 55,750 |
| 1932 | 383,924 | (7) | 54,846 | 544,859 | (10) | 54,486 |
| 1933 | 504,000 | (8) | 63,000 | 615,037 | (11) | 55,912 |
| 1934 | 315,568 | (8) | 39,446 | 418,568 | (10) | 41,857 |
| 1935 | 320,000 | (8) | 40,000 | 428,305 | (12) | 35,692 |
| 1936 | 331,201 | (6) | 55,200 | 429,655 | (9) | 47,739 |
| 1937 | 380,000 | (7) | 54,286 | 490,620 | (10) | 49,062 |
| 1938 | 397,146 | (6) | 66,191 | 621,315 | (11) | 56,483 |
| 1939 | 337,063 | (6) | 56,177 | 563,062 | (10) | 56,306 |
| 1940 | 330,808 | (6) | 55,135 | 447,933 | (9) | 49,770 |
| 1941 | 381,305 | (7) | 54,492 | 501,272 | (9) | 55,697 |
| 1942 | 364,662 | (8) | 45,583 | 472,098 | (11) | 42,918 |
| 1943 | 255,000 | (6) | 42,500 | 370,000 | (10) | 37,000 |
| 1944 | 318,768 | (7) | 45,538 | 463,268 | (10) | 46,329 |
| 1945 | 360,378 | (7) | 51,483 | 551,378 | (11) | 50,125 |
| 1946 | 390,833 | (6) | 65,139 | 550,725 | (10) | 55,073 |
| 1947 | 440,457 | (6) | 73,410 | 723,675 | (10) | 72,368 |
| 1948 | 467,362 | (7) | 66,766 | 615,064 | (10) | 61,506 |
| 1949 | 354,072 | (6) | 59,012 | 525,991 | (9) | 58,443 |
| 1950 | 273,168 | (6) | 45,528 | 353,468 | (9) | 39,274 |
| 1951 | 366,233 | (7) | 52,319 | 507,978 | (10) | 50,798 |
| 1952 | 434,012 | (7) | 62,002 | 666,344 | (11) | 60,577 |
| 1953 | 412,772 | (6) | 68,795 | 559,360 | (10) | 55,936 |
| 1954 | 375,666 | (7) | 53,667 | 602,786 | (11) | 54,799 |
| 1955 | 464,104 | (7) | 66,301 | 615,651 | (10) | 61,565 |
| 1956 | 268,338 | (5) | 53,668 | 465,762 | (10) | 46,576 |
| 1957 | 260,846 | (6) | 43,474 | 422,666 | (10) | 42,267 |
| 1958 | 276,793 | (6) | 46,132 | 463,532 | (10) | 46,353 |
| 1959 | 291,788 | (6) | 48,631 | 455,862 | (10) | 45,586 |
| 1960 | 270,990 | (7) | 38,713 | 406,194 | (10) | 40,619 |
| 1961 | 219,233 | (6) | 36,539 | 397,396 | (10) | 39,740 |
| 1962 | 331,473 | (6) | 55,246 | 571,846 | (11) | 51,986 |
| 1963 | 330,706 | (6) | 55,118 | 513,579 | (10) | 51,358 |
| 1964 | 326,098 | (6) | 54,350 | 597,215 | (10) | 59,721 |
| 1965 | 345,872 | (6) | 57,645 | 567,346 | (10) | 56,735 |
| 1966 | 370,598 | (6) | 61,766 | 655,278 | (11) | 59,571 |
| 1967 | 314,246 | (5) | 62,849 | 694,830 | (11) | 63,166 |
| 1968 | 430,011 | (6) | 71,669 | 754,671 | (11) | 68,606 |
| 1969 | 330,714 | (5) | 66,143 | 701,141 | (11) | 63,740 |
| 1970 | 385,920 | (6) | 64,320 | 648,726 | (11) | 58,975 |
| 1971 | 358,515 | (6) | 59,753 | 615,034 | (11) | 55,912 |
| 1972 | 394,050 | (6) | 65,675 | 778,657 | (12) | 64,888 |
| 1973 | 413,220 | (6) | 68,870 | 761,510 | (12) | 63,459 |
| 1974 | 375,584 | (6) | 62,597 | 737,861 | (12) | 61,488 |
| 1975 | 409,618 | (7) | 58,517 | 688,623 | (12) | 57,385 |
| 1976 | 434,936 | (7) | 62,134 | 760,911 | (12) | 63,409 |
| 1977 | 381,958 | (7) | 63,660 | 726,597 | (12) | 60,550 |
| 1978 | 455,042 | (7) | 65,006 | 871,973 | (13) | 67,075 |
| 1979 | 343,218 | (5) | 68,644 | 808,439 | (12) | 67,370 |
| 1980 | 404,764 | (6) | 67,461 | 737,342 | (11) | 67,031 |
| 1981 | 430,808 | (6) | 71,801 | 766,450 | (12) | 63,871 |
| 1982 | 279,069 | (5) | 55,814 | 724,444 | (11) | 65,859 |
| 1983 | 339,603 | (6) | 56,601 | 624,435 | (11) | 56,767 |
| 1984 | 361,478 | (6) | 60,246 | 761,400 | (12) | 63,450 |
| 1985 | 297,725 | (5) | 59,545 | 720,163 | (12) | 60,014 |
| 1986 | 345,366 | (6) | 57,561 | 684,395 | (12) | 57,033 |
| 1987 | 321,884 | (6) | 53,647 | 735,993 | (12) | 61,333 |
| 1988 | 380,316 | (5) | 76,063 | 829,199 | (12) | 69,100 |
| 1989 | 452,670 | (7) | 64,667 | 758,235 | (12) | 63,186 |
| 1990 | 352,776 | (5) | 70,555 | 866,268 | (13) | 66,636 |
| 1991 | 385,226 | (6) | 64,204 | 625,299 | (11) | 56,845 |
| 1992 | 298,769 | (5) | 59,754 | 749,407 | (12) | 62,451 |
| 1993 | 295,106 | (5) | 59,021 | 761,897 | (13) | 58,608 |
| 1994 | 351,226 | (6) | 58,538 | 740,645 | (12) | 61,720 |
| 1995 | 358,333 | (6) | 59,722 | 721,285 | (12) | 60,107 |
| 1996 | 301,003 | (5) | 60,201 | 686,940 | (12) | 57,245 |
| 1997 | 376,732 | (6) | 62,789 | 667,098 | (11) | 60,645 |
| 1998 | 426,295 | (7) | 60,899 | 761,037 | (13) | 58,541 |
| 1999 | 345,091 | (6) | 57,515 | 649,246 | (12) | 54,104 |
| 2000 | 401,371 | (7) | 57,339 | 694,265 | (12) | 57,855 |
| 2001 | 346,465 | (6) | 57,744 | 648,261 | (12) | 54,022 |
| 2002 | 401,115 | (6) | 66,853 | 809,130 | (13) | 62,241 |
| 2003 | 466,824 | (6) | 77,804 | 946,482 | (13) | 72,482 |
| 2004 | 511,373 | (6) | 85,229 | 960,138 | (13) | 73,857 |
| 2005 | 546,872 | (6) | 91,145 | 1,039,565 | (13) | 79,967 |
| 2006 | 548,880** | (6) | 91,480** | 996,078 | (13) | 76,621 |
| 2007 | 524,855 | (6) | 87,476 | 1,056,685* | (13) | 81,293* |
| 2008 | 520,786 | (6) | 86,793 | 942,595 | (13) | 72,507 |
| 2009 | 508,796 | (6) | 84,799 | 984,307 | (13) | 72,716 |
| 2010 | 479,444 | (6) | 79,907 | 820,803 | (13) | 63,139 |
| 2011 | 523,644 | (7) | 74,806 | 819,993 | (13) | 68,333 |
| 2012 | 527,670 | (6) | 87,945 | 908,797 | (12) | 69,908 |
| 2013 | 511,885 | (7) | 73,126 | 869,486 | (14) | 62,106 |
| 2014 | 439,630 | (6) | 73,272 | 799,681 | (13) | 61,513 |
| 2015 | 527,506 | (7) | 75,358 | 926,069 | (14) | 66,148 |
| 2016 | 410,755 | (6) | 68,459 | 881,102 | (13) | 67,777 |
| 2017 | 508,781 | (7) | 72,683 | 885,246 | (14) | 63,231 |
| 2018 | 332,692 | (6) | 55,449 | 661,336 | (12) | 55,111 |

Doubleheaders played by USC in 1925, 1933 and 1934 are considered as one game for purposes of this list
 * - USC Record ** - USC and Pac-10 Record
 # - Excludes first 3 games + - Excludes Pomona game

Between 1888 and 1921, an estimated 500,000-plus people attended home and away USC games.

The largest single-game crowd in USC history was the estimated 120,000 at Soldier Field in Chicago for the 1927 USC-Notre Dame game. The largest USC home crowd was 104,953 for the 1947 USC-Notre Dame game in the Coliseum. The largest USC post-season bowl game crowd was 106,869 at the 1973 Rose Bowl in Pasadena (USC versus Ohio State), which is an NCAA bowl game record.

In all, USC has played before at least 62,706,898 people since it first started playing football in 1888.

Jim Farrell of Long Beach, Calif., became the 50 millionth fan to see a USC football game, home and away, when he came through the Coliseum gates at the 2004 USC-Arizona State home game.

In 1988, USC not only set a since-broken school record for home attendance average per game (76,063, which ranked eighth best in the nation), but Troy also registered the greatest increase in average home attendance of any school in the nation that year (up 22,416 per game over 1987). That increase was 7,996 more than the next closest school.

Top 20 Home Crowds

| All-Time | | Since 1964** | |
|----------|------------------------------|--------------|--------------------------------|
| 1. | 104,953* 1947 vs. Notre Dame | 1. | 94,085 1965 vs. UCLA |
| 2. | 103,303 1939 vs. UCLA | 2. | 93,829 1988 vs. Notre Dame |
| 3. | 103,000 1945 vs. UCLA | 3. | 93,607 2008 vs. Ohio State |
| 4. | 102,548 1954 vs. UCLA | 3. | 93,607 2011 vs. Stanford |
| 5. | 102,050 1947 vs. UCLA | 3. | 93,607 2011 vs. UCLA |
| 6. | 100,571 1948 vs. Notre Dame | 3. | 93,607 2012 vs. Hawaii |
| 7. | 97,952 1953 vs. Notre Dame | 3. | 93,607 2012 vs. Oregon |
| 8. | 97,146 1938 vs. Notre Dame | 3. | 93,607 2012 vs. Notre Dame |
| 9. | 96,869 1952 vs. UCLA | 9. | 93,458 1993 vs. UCLA |
| 10. | 96,130 1951 vs. Stanford | 10. | 93,172 2003 vs. UCLA |
| 11. | 95,878 1955 vs. UCLA | 11. | 92,611 2004 vs. Notre Dame |
| 12. | 95,000 1938 vs. California | 12. | 92,516 1987 vs. UCLA |
| 13. | 94,892 1955 vs. Notre Dame | 13. | 92,021 2005 vs. Washington St. |
| 14. | 94,677 1952 vs. California | 14. | 92,000 2005 vs. UCLA |
| 15. | 94,519 1942 vs. Notre Dame | 14. | 92,000 2006 vs. Nebraska |
| 16. | 94,085 1965 vs. UCLA | 14. | 92,000 2006 vs. Oregon |
| 17. | 93,924 1932 vs. Notre Dame | 17. | 91,800 2006 vs. Notre Dame |
| 18. | 93,829 1988 vs. Notre Dame | 18. | 91,672 2006 vs. California |
| 19. | 93,714 1946 vs. UCLA | 19. | 91,639 1990 vs. Notre Dame |
| 20. | 93,607 2008 vs. Ohio State | 20. | 91,553 2007 vs. UCLA |
| 20. | 93,607 2011 vs. Stanford | | |
| 20. | 93,607 2011 vs. UCLA | | |
| 20. | 93,607 2012 vs. Hawaii | | |
| 20. | 93,607 2012 vs. Oregon | | |
| 20. | 93,607 2012 vs. Notre Dame | | |
| 20. | 93,607 2013 vs. Stanford | | |

*Coliseum record for a football game.

**The Coliseum seating capacity was reduced to 92,516 in 1964 (although temporary seats were added for the 1965 UCLA and 1988 Notre Dame games, hence the larger crowds then). In 1993, stadium renovation increased the Coliseum capacity to 94,159, but that figure was reduced in 1995 to 92,000, then upped to 93,607 in 2008 and decreased slightly to 92,348 in 2017 with the additional of new videoboards in the stadium's northeast and southeast corners. It was reduced to 78,467 in 2018 during stadium renovation.

Top 5 Road Game Crowds*

| | | |
|----|---------|-------------------------------------|
| 1. | 106,033 | 2009 at Ohio State (Columbus, Ohio) |
| 2. | 103,507 | 2018 at Texas (Austin, Tex.) |
| 3. | 100,741 | 1988 at UCLA (Pasadena, Calif.) |
| 4. | 98,370 | 1986 at UCLA (Pasadena, Calif.) |
| 5. | 98,088 | 1990 at UCLA (Pasadena, Calif.) |

*Includes only games at opponents' home fields (non-neutral sites)

Top 5 Neutral Site Game Crowds

| | | |
|----|---------|--|
| 1. | 120,000 | 1927 vs. Notre Dame (Soldier Field, Chicago, Ill.) |
| 2. | 112,912 | 1929 vs. Notre Dame (Soldier Field, Chicago, Ill.) |
| 3. | 106,869 | 1973 vs. Ohio State (Rose Bowl, Pasadena, Calif.) |
| 4. | 106,721 | 1975 vs. Ohio State (Rose Bowl, Pasadena, Calif.) |
| 5. | 106,182 | 1977 vs. Michigan (Rose Bowl, Pasadena, Calif.) |



USC ON TELEVISION



USC's football team – perhaps the true “America’s Team” – has appeared on live national, regional or local telecasts 521 times over the years. USC's overall record while playing on live television is 347-165-9. (Two wins in 2004 and 12 wins and 1 loss in 2005 were later vacated due to NCAA penalty; revised records: 333-164-9 overall.) Entering the 2019 season, 383 of USC's past 385 games were on some form of live TV, including the last 224 contests [a school record]. USC also had a streak of 111 consecutive games on some form of live television (from the 1988 Oregon State game through the 1997 Stanford game) and another streak of 48 consecutive live telecasts (from the 1997 UCLA game through the 2001 Oregon State game). USC set a national record in 1987 by appearing on 6 live national regular-season network telecasts.

Trojan games have always been among the top – if not the top – attractions among live televised college football games. In fact, over the 10-year period from 1972 to 1981, USC posted the highest average television rating of any school, according to figures released by the NCAA which were compiled by the A.C. Nielsen Co. rating service. During that span, USC averaged a 15.6 rating on its 24 live regular-season ABC national and regional telecasts. A rating indicates the percentage of all U.S. households that are tuned to a game.

USC's 2012 game against Notre Dame on ABC drew a 9.4 rating (16.06 million viewers), making it ABC's second most-viewed and second highest-rated regular-season game since 1991 (and the fifth most-viewed regular-season game on any network since at least 1991). The 2006 USC-Notre Dame game was ABC's fourth most-viewed regular season game (14.65 million viewers).

USC's 2009 game at Ohio State was ESPN's most-viewed regular-season game (10.59 million viewers).

In a December 1988 ranking by Sports Inc., the USC-Notre Dame game recorded 5 of the 12 all-time highest college football TV ratings. The 1968 USC-ND encounter was the highest rated college football telecast ever (22.9 rating). The other USC-ND clashes in the top 12 include 1970-74-72-64.

Of the 12 highest rated games ever through 1988, according to Sports Inc., USC was involved in more than any other school: 7 (besides those 5 Notre Dame games, the others were the UCLA encounters of 1973 and 1967). Incidentally, USC was 6-0-1 in those games.

As further proof of USC's television appeal, Sports Inc. listed Troy as the top drawing team from 1974 to 1983 (the 10 years prior to the U.S. Supreme Court ruling which deregulated the TV marketplace) with an average rating of 14.49 on 24 telecasts (more than a full rating point higher than No. 2 Notre Dame). After deregulation (from 1984 to 1989) and with the proliferation of telecasts, USC was still in the Top 10, ranking ninth with a 6.07 average rating on 25 appearances (less than 2 points behind the leader).

Below is a list of the USC football team's appearances on live television. Listed along with the year and the opponent are the score; the network, syndicator or station that televised the contest; whether the telecast was national, regional or local; and, if available, the Nielsen rating (beginning in 2017, “total live audience” is listed). An asterisk (*) indicates a home game. USC was not eligible to appear on live television in the 1983 and 1985 regular seasons because of an NCAA ban.

- 1947--vs. Michigan in Rose Bowl, USC lost 49-0, KTLA-TV, local
- *1948--vs. Utah, USC won 27-0, KLAC-TV, local
- *1948--vs. Oregon State, USC won 21-6, KLAC-TV, local
- *1948--vs. Rice, USC won 7-0, KLAC-TV, local
- *1948--vs. California, USC lost 13-7, KLAC-TV, local
- *1948--vs. Washington, USC won 32-7, KLAC-TV, local
- *1948--vs. UCLA, USC won 20-13, KLAC-TV, local
- *1948--vs. Notre Dame, USC tied 14-14, KLAC-TV, local
- *1949--vs. Navy, USC won 42-20, KECA-TV, local
- *1949--vs. Washington State, USC won 35-7, KECA-TV local
- *1949--vs. Ohio State, USC tied 13-13, KECA-TV, local
- *1949--vs. Oregon, USC won 40-13, KECA-TV, local
- *1949--vs. Stanford, USC lost 34-13, KECA-TV, local
- *1949--vs. UCLA, USC won 21-7, KECA-TV, local
- *1950--vs. Iowa, USC lost 20-14, KTTV-TV, local
- *1950--vs. California, USC lost 13-7, KTTV-TV, local
- *1950--vs. Oregon, USC won 30-21, KTTV-TV, local
- *1950--vs. Washington, USC lost 28-13, KTTV-TV, local
- *1950--vs. UCLA, USC lost 39-0, KTTV-TV, local
- *1950--vs. Notre Dame, USC won 9-7, KTTV-TV, local
- 1951--vs. Army, USC won 28-6, NBC, regional
- *1951--vs. Notre Dame, USC lost 19-12, NBC, national
- *1952--vs. UCLA, USC won 14-12, NBC, national
- 1952--vs. Wisconsin in Rose Bowl, USC won 7-0, NBC, national
- *1953--vs. UCLA, USC lost 13-0, NBC, national
- 1954--vs. Oregon, USC won 24-14, ABC, national
- 1954--vs. Ohio State in Rose Bowl, USC lost 20-7, NBC, national
- 1955--vs. California, USC won 33-6, CBS, regional
- *1955--vs. UCLA, USC lost 17-7, NBC, national
- *1956--vs. Washington, USC won 35-7, NBC, regional
- *1956--vs. UCLA, USC won 10-7, NBC, national
- *1961--vs. Iowa, USC lost 35-34, ABC, national
- *1962--vs. Duke, USC won 14-7, CBS, national
- *1962--vs. Washington, USC won 14-0, CBS, regional
- 1962--vs. Wisconsin in Rose Bowl, USC won 42-37, NBC, national
- *1963--vs. Oklahoma, USC lost 17-12, CBS, national
- 1963--vs. Washington, USC lost 22-7, CBS, regional
- 1964--vs. Ohio State, USC lost 17-0, NBC, national
- *1964--vs. UCLA, USC won 34-13, NBC, regional
- 1965--vs. Notre Dame, USC lost 28-7, NBC, national
- 1966--vs. Texas, USC won 10-6, ABC, national
- *1966--vs. UCLA, USC lost 14-7, ABC, national
- 1966--vs. Purdue in Rose Bowl, USC lost 14-13, NBC, national

- 1967--vs. Notre Dame, USC won 24-7, KABC-TV, local
- *1967--vs. UCLA, USC won 21-20, ABC, national, 19.3
- 1967--vs. Indiana in Rose Bowl, USC won 14-3, NBC, national
- *1968--vs. Oregon State, USC won 17-13, ABC, regional
- *1968--vs. UCLA, USC won 28-16, ABC, national
- *1968--vs. Notre Dame, USC tied 21-21, ABC, national, 22.9
- 1968--vs. Ohio State in Rose Bowl, USC lost 27-16, NBC, national
- 1969--vs. Nebraska, USC won 31-21, closed circuit, local
- *1969--vs. UCLA, USC won 14-12, ABC, national
- 1969--vs. Michigan in Rose Bowl, USC won 10-3, NBC, national
- *1970--vs. California, USC lost 13-10, ABC, regional
- *1970--vs. UCLA, USC lost 45-20, ABC, national
- *1970--vs. Notre Dame, USC won 38-28, ABC, national, 22.2
- 1971--vs. Oklahoma, USC lost 33-20, closed circuit, local
- 1971--vs. Notre Dame, USC won 28-14, KABC-TV, local
- *1971--vs. UCLA, USC tied 7-7, ABC, national
- *1972--vs. UCLA, USC won 24-7, ABC, national
- *1972--vs. Notre Dame, USC won 45-23, ABC, national, 20.4
- 1972--vs. Ohio State in Rose Bowl, USC won 42-17, NBC, national
- 1973--vs. Notre Dame, USC lost 23-14, ABC, regional
- *1973--vs. UCLA, USC won 23-13, ABC, national, 19.9
- 1973--vs. Ohio State in Rose Bowl, USC lost 42-21, NBC, national
- *1974--vs. UCLA, USC won 34-9, ABC, national
- *1974--vs. Notre Dame, USC won 55-24, ABC, national, 20.9
- 1974--vs. Ohio State in Rose Bowl, USC won 18-17, NBC, national
- 1975--vs. Notre Dame, USC won 24-17, ABC, national, 13.7
- 1975--vs. California, USC lost 28-14, ABC, national, 15.0
- *1975--vs. UCLA, USC lost 25-22, ABC, national, 14.8
- 1975--vs. Texas A&M in Liberty Bowl, USC won 20-0, ABC, nat'l.
- *1976--vs. UCLA, USC won 24-14, ABC, national, 18.1
- *1976--vs. Notre Dame, USC won 17-13, ABC, national, 18.8
- 1976--vs. Michigan in Rose Bowl, USC won 14-6, NBC, national
- *1977--vs. Alabama, USC lost 21-20, ABC, national, 12.7
- 1977--vs. Notre Dame, USC lost 49-19, ABC, national, 13.6
- *1977--vs. UCLA, USC won 29-27, ABC, national, 18.0
- 1977--vs. Texas A&M in Bluebonnet Bowl, USC won 47-28, Mizlou, nat'l
- 1978--vs. Alabama, USC won 24-14, ABC, national, 13.3
- *1978--vs. UCLA, USC won 17-10, ABC, national, 13.3
- *1978--vs. Notre Dame, USC won 27-25, ABC, national, 18.4
- 1978--vs. Hawaii, USC won 21-5, Theta Z, local
- 1978--vs. Michigan in Rose Bowl, USC won 17-10, NBC, national
- 1979--vs. Oregon State, USC won 42-5, DN-TV, local
- 1979--vs. Notre Dame, USC won 42-23, ABC, national, 12.2
- 1979--vs. Washington, USC won 24-17, ABC, regional, 14.5
- *1979--vs. UCLA, USC won 49-14, KABC-TV, local
- 1979--vs. Ohio State in Rose Bowl, USC won 17-16, NBC, national
- 1980--vs. Tennessee, USC won 20-17, ON-TV, local
- 1980--vs. Arizona, USC won 27-10, ON-TV, local
- 1980--vs. Stanford, USC won 34-9, ABC, regional, 11.4
- *1980--vs. UCLA, USC lost 20-17, ABC, national, 15.3
- *1980--vs. Notre Dame, USC won 20-3, ABC, national, 15.9
- 1981--vs. Indiana, USC won 21-0, DN-TV, local
- *1981--vs. Oklahoma, USC won 28-24, ABC, national
- *1981--vs. UCLA, USC won 22-21, ABC, national, 15.5
- 1981--vs. Penn State in Fiesta Bowl, USC lost 26-10, NBC, national
- 1982--vs. Florida, USC lost 17-9, ABC, regional, 9.3
- 1982--vs. Oklahoma, USC won 12-0, KABC-TV, local
- 1982--vs. Stanford, USC won 41-21, CBS, national, 7.5
- 1982--vs. UCLA, USC lost 20-19, ABC, regional, 11.6
- *1982--vs. Notre Dame, USC won 17-13, CBS, national, 15.1
- 1984--vs. Arizona State, USC won 6-3, Metro, regional, 3.2
- 1984--vs. Washington State, USC won 29-27, Metro, regional, 3.5
- 1984--vs. Oregon, USC won 19-9, Metro, regional, 2.4
- *1984--vs. California, USC won 31-7, Metro, regional, 2.7
- 1984--vs. Stanford, USC won 20-11, CBS, split national, 5.1
- *1984--vs. Washington, USC won 16-7, CBS, national, 8.2
- 1984--vs. UCLA, USC lost 29-10, CBS, national, 6.3
- *1984--vs. Notre Dame, USC lost 19-7, CBS, national, 7.9
- 1984--vs. Ohio State in Rose Bowl, USC won 20-17, NBC, national, 21.4
- 1985--vs. Alabama in Aloha Bowl, USC lost 24-3, Innovative, national
- *1986--vs. Illinois, USC won 31-16, WTBS, national, 2.6
- 1986--vs. Baylor, USC won 17-14, ABC, national, 9.4
- *1986--vs. Washington, USC won 20-10, WTBS, national, 4.0
- 1986--vs. Stanford, USC won 10-0, CBS, national, 3.8
- 1986--vs. Arizona, USC won 20-13, Prime Ticket, local
- *1986--vs. California, USC won 28-3, WTBS, national, 1.8
- 1986--vs. UCLA, USC lost 45-25, Prime Ticket, local
- *1986--vs. Notre Dame, USC lost 38-37, CBS, national, 6.8
- 1986--vs. Auburn in Florida Citrus Bowl, USC lost 16-7, ABC, nat'l., 7.9
- 1987--vs. Michigan State, USC lost 27-13, ABC, national, 8.6
- *1987--vs. Boston College, USC won 23-17, ABC, national, 4.9
- 1987--vs. Washington, USC won 37-23, ABC, national, 4.1
- 1987--vs. Notre Dame, USC lost 26-15, CBS, national, 5.6
- *1987--vs. Stanford, USC won 39-24, ABC, split national, 5.5
- *1987--vs. UCLA, USC won 17-13, ABC, national, 4.4
- 1987--vs. Michigan State in Rose Bowl, USC lost 20-17, NBC, nat'l., 16.5
- 1988--vs. Boston College, USC won 34-7, ESPN, national, 3.2
- 1988--vs. Stanford, USC won 24-20, ABC, split national, 5.5
- *1988--vs. Oklahoma, USC won 23-7, ABC, split national, 5.5
- 1988--vs. Arizona, USC won 38-15, Prime Ticket, local



USC ON TV

*1988--vs. Washington, USC won 28-27, ABC, split national, 3.9
*1988--vs. California, USC won 35-3, Prime Ticket, local
1988--vs. Arizona State, USC won 50-0, ABC, split national, 5.0
1988--vs. UCLA, USC won 31-22, ABC, national, 8.4
*1988--vs. Notre Dame, USC lost 27-10, ABC, national, 14.5
1988--vs. Michigan in Rose Bowl, USC lost 22-14, ABC, national, 10.8
*1989--vs. Illinois, USC lost 14-13, ABC, national, 6.8
*1989--vs. Utah State, USC won 66-10, Prime Ticket, local
*1989--vs. Ohio State, USC won 42-3, ABC national, 4.4
1989--vs. Washington State, USC won 18-17, ABC, regional, 6.0
*1989--vs. Washington, USC won 24-16, ABC, split national, 5.1
1989--vs. California, USC won 31-15, Prime Network, national
1989--vs. Notre Dame, USC lost 28-24, CBS, national, 10.9
*1989--vs. Stanford, USC won 19-0, Prime Network, national
*1989--vs. Oregon State, USC won 48-6, Prime Ticket, local
1989--vs. Arizona, USC won 24-3, ABC, split national, 5.8
*1989--vs. UCLA, USC tied 10-10, ABC, split national, 4.1
1989--vs. Michigan in Rose Bowl, USC won 17-10, ABC, national, 14.6
1990--vs. Syracuse, USC won 34-16, Raycom, national, 2.6
*1990--vs. Penn State, USC won 19-14, ABC, split national, 5.9
1990--vs. Washington, USC lost 31-0, Prime Network, regional
1990--vs. Ohio State, USC won 35-26, ABC, national, 5.9
*1990--vs. Washington State, USC won 30-17, ESPN, national 1.8
1990--vs. Stanford, USC won 37-22, ABC, split national, 6.0
*1990--vs. Arizona, USC lost 35-26, Prime Ticket, local
1990--vs. Arizona State, USC won 13-6, ABC, split national, 3.7
*1990--vs. California, USC tied 31-31, Prime Network, regional
1990--vs. Oregon State, USC won 56-7, Prime Network, regional
1990--vs. UCLA, USC won 45-42, ABC, split national, 5.2
*1990--vs. Notre Dame, USC lost 10-6, ABC, national, 10.1
1990--vs. Mich. State in Hancock Bowl, USC lost 17-16, CBS, nat'l, 6.8
*1991--vs. Memphis State, USC lost 24-10, local (Memphis-area TV only)
*1991--vs. Penn State, USC won 21-10, ABC, national, 6.1
*1991--vs. Arizona State, USC lost 32-25, ABC, regional, 5.7
1991--vs. Oregon, USC won 30-14, ESPN, national
1991--vs. Washington State, USC won 34-27, Prime Network, regional
*1991--vs. Stanford, USC lost 24-21, Prime Ticket, local
1991--vs. Notre Dame, USC lost 24-20, NBC, national, 6.1
1991--vs. California, USC lost 52-30, ABC, regional, 7.2
*1991--vs. Washington, USC lost 14-3, ABC, split national, 5.6
1991--vs. Arizona, USC lost 31-14, Prime Network, regional
*1991--vs. UCLA, USC lost 24-21, Prime Ticket, local
1992--vs. San Diego State, USC tied 31-31, ABC, regional, 5.1
1992--vs. Oklahoma, USC won 20-10, ABC, regional, 5.1
1992--vs. Washington, USC lost 17-10, ABC, split national, 6.3
*1992--vs. Oregon, USC won 32-10, Prime Network, regional
*1992--vs. California, USC won 27-24, ABC, regional, 6.5
*1992--vs. Washington State, USC won 31-21, ABC, regional, 6.3
1992--vs. Arizona State, USC won 23-13, Prime Network, regional
1992--vs. Stanford, USC lost 23-9, Prime Network, regional
*1992--vs. Arizona, USC won 14-7, ABC, regional, 6.9
1992--vs. UCLA, USC lost 38-37, ESPN, national, 3.7
*1992--vs. Notre Dame, USC lost 31-23, ABC, national, 8.1
1992--vs. Fresno St. in Freedom Bowl, USC lost 24-7, Raycom, nat'l, 2.4
1993--vs. North Carolina, USC lost 31-9, Raycom, national, 7.7
*1993--vs. Houston, USC won 49-7, Prime Network, regional
1993--vs. Penn State, USC lost 21-20, ABC, split national, 7.6
*1993--vs. Washington State, USC won 34-3, Prime Network, regional
1993--vs. Arizona, USC lost 38-7, ABC, regional, 4.5
1993--vs. Oregon, USC won 24-13, Prime Network, regional
*1993--vs. Oregon State, USC won 34-9, Prime Ticket, local
1993--vs. Notre Dame, USC lost 31-13, NBC, national, 4.7
1993--vs. California, USC won 42-14, ABC, regional, 9.5
*1993--vs. Stanford, USC won 45-20, Prime Network, regional
1993--vs. Washington, USC won 22-17, ABC, split regional, 4.9
*1993--vs. UCLA, USC lost 27-21, ABC, regional, 7.4
1993--vs. Utah in Freedom Bowl, USC won 28-21, Raycom, nat'l, 7.4
*1994--vs. Washington, USC won 24-17, ABC, regional, 6.1
1994--vs. Penn State, USC lost 38-14, ABC, regional, 4.4
*1994--vs. Baylor, USC won 37-27, Prime Ticket, local
*1994--vs. Oregon, USC lost 22-7, Prime Network, regional
1994--vs. Oregon State, USC won 27-19, Prime Network, regional
1994--vs. Stanford, USC won 27-20, ABC, regional, 7.7
*1994--vs. California, USC won 61-0, Prime Network, regional
1994--vs. Washington State, USC won 23-10, ABC, regional, 7.1
*1994--vs. Arizona, USC won 45-28, ABC, regional, 10.1
1994--vs. UCLA, USC lost 31-19, ABC, regional, 9.3
*1994--vs. Notre Dame, USC tied 17-17, ABC, national, 7.0
1994--vs. Texas Tech in Cotton Bowl, USC won 55-14, NBC, nat'l, 4.6
*1995--vs. San Jose State, USC won 45-7, Prime Sports West, local
*1995--vs. Houston, USC won 45-10, Prime Sports West, local
1995--vs. Arizona, USC won 31-10, Prime Sports, national
*1995--vs. Arizona State, USC won 31-0, ABC, regional, 4.9
1995--vs. California, USC won 26-16, Prime Sports, national
*1995--vs. Washington State, USC won 26-14, ABC, regional, 8.4
1995--vs. Notre Dame, USC lost 38-10, NBC, national, 6.4
1995--vs. Washington, USC tied 21-21, ABC, regional, 6.1
*1995--vs. Stanford, USC won 31-30, ABC, regional, 7.4
1995--vs. Oregon State, USC won 28-10, Prime Sports, national
*1995--vs. UCLA, USC lost 24-20, ABC, regional, 7.6
1995--vs. Northwestern in Rose Bowl, USC won 41-32, ABC, nat., 19.2
1996--vs. Penn State, USC lost 24-7, ABC, national, 5.5
1996--vs. Illinois, USC won 55-3, ABC, regional, 4.9
*1996--vs. Oregon State, USC won 46-17, Fox (Prime) Sports Net, nat'l
1996--vs. Houston, USC won 26-9, Fox (Prime) Sports Net, national
*1996--vs. California, USC lost 22-15, ABC, regional, 5.8

*1996--vs. Arizona, USC won 14-7, Fox (Prime) Sports Net and fX, nat'l
1996--vs. Arizona State, USC lost 48-35 (20T), ABC, regional, 5.0
1996--vs. Washington State, USC won 29-24, Fox (Prime) Sports Net, nat'l
*1996--vs. Washington, USC lost 21-10, ABC, regional, 5.2
1996--vs. Stanford, USC lost 24-20, Fox Sports Net, national
1996--vs. UCLA, USC lost 48-41 (20T), ABC, regional, 7.0
*1996--vs. Notre Dame, USC won 27-20 (OT), ABC, national, 7.5
*1997--vs. Florida State, USC lost 14-7, ABC, national, 5.2
*1997--vs. Washington State, USC lost 28-21, FOX Sports Net, national
1997--vs. California, USC won 27-17, ABC, regional, 3.5
*1997--vs. UNLV, USC won 35-21, FOX Sports West 2, local
1997--vs. Arizona State, USC lost 35-7, ABC, regional, 5.3
1997--vs. Notre Dame, USC won 20-17, NBC, national, 3.2
*1997--vs. Oregon, USC won 24-22, FOX Sports Net, national
1997--vs. Washington, USC lost 27-0, ABC, regional, 3.8
*1997--vs. Stanford, USC won 45-21, ABC, regional, 7.0
*1997--vs. UCLA, USC lost 31-24, ABC, regional, 5.5
*1998--vs. Purdue, USC won 27-17, ABC, national, 3.6
*1998--vs. San Diego State, USC won 35-6, FOX Sports West 2, local
*1998--vs. Oregon State, USC won 40-20, FOX Sports West 2, local
1998--vs. Florida State, USC lost 30-10, ABC, regional, 3.4
*1998--vs. Arizona State, USC won 35-24, ABC, regional, 4.8
*1998--vs. California, USC lost 32-31, FOX Sports West 2, local
1998--vs. Washington State, USC won 42-14, FOX Sports Net, national
1998--vs. Oregon, USC lost 17-13, FOX Sports Syndicate, regional
*1998--vs. Washington, USC won 33-10, ABC, regional, 4.4
1998--vs. Stanford, USC won 34-9, FOX Sports Syndicate, regional
1998--vs. UCLA, USC lost 34-17, ABC, regional, 7.4
*1998--vs. Notre Dame, USC won 10-0, ABC, national, 5.4
1998--vs. TCU in Sun Bowl, USC lost 28-19, CBS, national, 3.4
1999--vs. Hawaii, USC won 62-7, FOX Sports Net West 2, local
*1999--vs. San Diego State, USC won 24-21, ABC, regional, 2.9
1999--vs. Oregon, USC lost 33-30 (30T), FOX Sports Net, national
*1999--vs. Oregon State, USC won 37-29, FOX Sports Net West 2, local
1999--vs. Arizona, USC lost 31-24, ABC, regional, 4.9
1999--vs. Notre Dame, USC lost 25-24, NBC, national, 2.8
*1999--vs. Stanford, USC lost 35-31, ABC, regional, 5.8
1999--vs. California, USC lost 17-7, FOX Sports Syndicate, regional
*1999--vs. Arizona State, USC lost 26-16, FOX Sports Net, national
1999--vs. Washington State, USC won 31-28, ABC, regional, 4.6
*1999--vs. UCLA, USC won 17-7, ABC, regional, 4.7
*1999--vs. Louisiana Tech, USC won 45-19, FOX Sports Net, national
2000--vs. Penn State, USC won 29-5, ABC, national, 4.6
*2000--vs. Colorado, USC won 17-14, ABC, regional, 4.4
*2000--vs. San Jose State, USC won 34-24, FOX Sports Net West 2, local
2000--vs. Oregon State, USC lost 31-21, FOX Sports Net West 2, local
*2000--vs. Arizona, USC lost 31-15, ABC, regional, 4.3
*2000--vs. Oregon, USC lost 28-17, ABC, regional, 4.3
2000--vs. Stanford, USC lost 32-30, ABC, regional, 3.7
*2000--vs. California, USC lost 28-16, FOX Sports Syndicate, regional
2000--vs. Arizona State, USC won 44-38 (20T), FOX Sports Net West 2, local
*2000--vs. Washington State, USC lost 33-27, FOX Sports Syndicate, regional
2000--vs. UCLA, USC won 38-35, FOX Sports Net West 2, local
*2000--vs. Notre Dame, USC lost 38-21, ABC, national, 4.5
*2001--vs. San Jose State, USC won 21-10, FOX Sports Net 2, local
*2001--vs. Kansas State, USC lost 10-6, FOX Sports Net, national
2001--vs. Oregon, USC lost 24-22, FOX Sports Net, national
*2001--vs. Stanford, USC lost 21-16, FOX Sports Net 2, local
2001--vs. Washington, USC lost 27-24, FOX Sports Net, national
*2001--vs. Arizona State, USC won, 48-17, FOX Sports Net Syndicate, regional
2001--vs. Notre Dame, USC lost 27-16, NBC, national, 2.1
2001--vs. Arizona, USC won 41-34, FOX Sports Net Syndicate, regional
*2001--vs. Oregon State, USC won 16-13 (OT), ABC, regional, 4.8
*2001--vs. UCLA, USC won 27-0, FOX Sports Net, national
2001--vs. Utah in Las Vegas Bowl, USC lost 10-6, ABC, national, 4.9
*2002--vs. Auburn, USC won 24-17, ABC, national, 4.8
2002--vs. Colorado, USC won 40-3, ABC, regional, 3.3
2002--vs. Kansas State, USC lost 27-20, TBS, national
*2002--vs. Oregon State, USC won 22-0, FOX Sports Net, national, 0.9
2002--vs. Washington State, USC lost 30-27 (OT), TBS, national, 0.8
*2002--vs. California, USC won 30-28, FOX Sports Net, national, 0.6
*2002--vs. Washington, USC won 41-21, ABC, regional, 5.5
2002--vs. Oregon, USC won 44-33, ABC, regional, 6.5
2002--vs. Stanford, USC won 49-17, ABC, regional, 3.2
*2002--vs. Arizona State, USC won 34-13, TBS, national, 1.0
2002--vs. UCLA, USC won 52-21, ABC, regional, 5.5
*2002--vs. Notre Dame, USC won 44-13, ABC, split national, 6.8
2002--vs. Iowa in Orange Bowl, USC won 38-17, ABC, national, 9.7
2003--vs. Auburn, USC won 23-0, CBS, national, 2.8
*2003--vs. BYU, USC won 35-18, ABC, regional, 5.1
*2003--vs. Hawaii, USC won 61-32, FOX Sports Net, national, 0.7
2003--vs. California, USC lost 34-31, FOX Sports Net, national, 1.4
2003--vs. Arizona State, USC won 37-17, ABC, regional, 4.2
*2003--vs. Stanford, USC won 44-21, FOX Sports Net, national, 0.7
2003--vs. Notre Dame, USC won 45-14, NBC, national, 2.4
2003--vs. Washington, USC won 43-23, ABC, regional, 4.7
*2003--vs. Washington State, USC won 43-16, ABC, regional, 5.6
2003--vs. Arizona, USC won 45-0, TBS, national, 0.9
*2003--vs. UCLA, USC won 47-22, ABC, regional, 5.6
*2003--vs. Oregon State, USC won 52-28, ABC, national, 5.2
2003--vs. Michigan in Rose Bowl, USC won 28-14, ABC, national, 14.3
2004--vs. Virginia Tech, USC won 24-13, ESPN, national, 3.2
*2004--vs. Colorado State, USC won 49-0, ABC, regional, 3.4
2004--vs. BYU, USC won 42-10, ESPN, national, 1.6
2004--vs. Stanford, USC won 31-28, TBS, national, 1.8
*2004--vs. California, USC won 23-17, ABC, regional, 4.1



*2004--vs. Arizona State, USC won 45-7, ABC, regional, 4.3
 *2004--vs. Washington, USC won 38-0, FSN, national, 0.9
 2004--vs. Washington State, USC won 42-12, ABC, regional, 4.5
 2004--vs. Oregon State, USC won 28-20, FSN, national, 1.1
 *2004--vs. Arizona, USC won 49-9, FSN, national, 1.3
 *2004--vs. Notre Dame, USC won 41-10, ABC, national, 6.3
 2004--vs. UCLA, USC won 29-24**, ABC, national, 4.9
 2004--vs. Oklahoma in Orange Bowl, USC won 55-19**, ABC, national, 13.7
 2005--vs. Hawaii, USC won 63-17**, ESPN2, national, 1.2
 *2005--vs. Arkansas, USC won 70-17**, FSN, national, 1.2
 2005--vs. Oregon, USC won 45-13**, ABC, regional, 3.8
 2005--vs. Arizona State, USC won 38-28**, ABC, regional, 4.8
 *2005--vs. Arizona, USC won 42-21**, FSN, national, 1.3
 2005--vs. Notre Dame, USC won 34-31**, NBC, national, 6.2
 2005--vs. Washington, USC won 51-24**, ABC, regional, 4.6
 *2005--vs. Washington State, USC won 55-13**, ABC, regional, 4.6
 *2005--vs. Stanford, USC won 51-21**, TBS, national, 1.1
 2005--vs. California, USC won 35-10**, ABC, regional, 3.7
 *2005--vs. Fresno State, USC won 50-42**, FSN, national, 2.7
 *2005--vs. UCLA, USC won 66-19**, ABC, national, 6.4
 2005--vs. Texas in Rose Bowl, USC lost 41-38, ABC, national, 21.7
 2006--vs. Arkansas, USC won 50-14, ESPN, national, 2.0
 *2006--vs. Nebraska, USC won 28-10, ABC, national, 3.6
 2006--vs. Arizona, USC won 20-3, ABC, regional, 5.6
 2006--vs. Washington State, USC won 28-22, TBS, national, 1.2
 *2006--vs. Washington, USC won 26-20, FSN, national, 1.0
 *2006--vs. Arizona State, USC won 28-21, ABC, regional, 3.8
 2006--vs. Oregon State, USC lost 33-31, FSN, national, 1.6
 2006--vs. Stanford, USC won 42-0, FSN, national, 0.7
 *2006--vs. Oregon, USC won 35-10, FSN, national, 1.2
 *2006--vs. California, USC won 23-9, ABC, national, 5.9
 *2006--vs. Notre Dame, USC won 44-24, ABC, national, 9.0
 2006--vs. UCLA, USC lost 13-9, ABC, national, 7.3
 2006--vs. Michigan in Rose Bowl, USC won 32-18, ABC, national, 13.9
 *2007--vs. Idaho, USC won 38-10, FSN, national, 0.6
 2007--vs. Nebraska, USC won 49-31, ABC, national, 4.5
 *2007--vs. Washington State, USC won 47-14, ABC, regional, 3.2
 2007--vs. Washington, USC won 27-24, ABC, national, 3.6
 *2007--vs. Stanford, USC lost 24-23, Versus, national, 0.5
 *2007--vs. Arizona, USC won 20-13, ABC, regional, 3.5
 2007--vs. Notre Dame, USC won 38-0, NBC, national, 1.7
 2007--vs. Oregon, USC lost 24-17, FSN, national, 1.8
 *2007--vs. Oregon State, USC won 24-3, ABC, regional, 4.1
 2007--vs. California, USC won 24-17, ABC, regional, 3.9
 2007--vs. Arizona State, USC won 44-24, ESPN, national, 3.4
 *2007--vs. UCLA, USC won 24-7, ABC, national, 3.2
 2007--vs. Illinois in Rose Bowl, USC won 49-17, ABC, national, 11.1
 2008--vs. Virginia, USC won 52-7, ABC/ESPN2, national, 2.8
 *2008--vs. Ohio State, USC won 35-3, ABC, national, 7.0
 2008--vs. Oregon State, USC lost 27-21, ESPN, national, 4.9
 *2008--vs. Oregon, USC won 44-10, ABC, national, 4.2
 *2008--vs. Arizona State, USC won 28-0, ABC, regional, 4.6
 2008--vs. Washington State, USC won 69-0, FSN, national, 0.4
 2008--vs. Arizona, USC won 17-10, FSN, national, 0.9
 *2008--vs. Washington, USC won 56-0, FSN, national, 0.8
 *2008--vs. California, USC won 17-3, ABC, national, 5.3
 2008--vs. Stanford, USC won 45-23, Versus, national, 1.0
 *2008--vs. Notre Dame, USC won 38-3, ESPN, national, 2.4
 2008--vs. UCLA, USC won 28-7, ABC, national, 2.5
 2008--vs. Penn State in Rose Bowl, USC won 38-24, ABC, national, 11.7
 *2009--vs. San Jose State, USC won 56-3, FSN, national, 0.6
 2009--vs. Ohio State, USC won 18-15, ESPN, national, 7.3
 2009--vs. Washington, USC lost 16-13, ABC, national, 3.2
 *2009--vs. Washington State, USC won 27-6, FSN, national, 0.6
 2009--vs. California, USC won 30-3, ABC, regional, 4.8
 2009--vs. Notre Dame, USC won 34-27, NBC, national, 4.1
 *2009--vs. Oregon State, USC won 42-36, ABC, regional, 3.4
 2009--vs. Oregon, USC lost 47-20, ABC, national, 4.2
 2009--vs. Arizona State, USC won 14-9, ABC, regional, 3.7
 *2009--vs. Stanford, USC lost 55-21, FSN, national, 1.0
 *2009--vs. UCLA, USC won 28-7, FSN, national, 0.9
 *2009--vs. Arizona, USC lost 21-7, ABC, national, 2.2
 2009--vs. Boston College in Emerald Bowl, USC won 24-13, ESPN, national, 5.3
 2010--vs. Hawaii, USC won 49-36, ESPN, national, 1.7
 2010--vs. Virginia, USC won 17-14, FSN, national, 1.0
 2010--vs. Minnesota, USC won 32-21, ESPN, national, 1.7
 2010--vs. Washington State, USC won 50-16, FSN Prime Ticket, local
 2010--vs. Washington, USC lost 32-31, ESPN2, regional, 1.4
 2010--vs. Stanford, USC lost 37-35, ABC, regional, 3.1
 2010--vs. California, USC won 48-14, FSN, national, 0.6
 2010--vs. Oregon, USC lost 53-32, ABC, national, 4.7
 2010--vs. Arizona State, USC won 34-33, FSN, national, 0.9
 2010--vs. Arizona, USC won 24-21, ABC, regional, 2.9
 2010--vs. Oregon State, USC lost 36-7, ABC, regional, 4.0
 2010--vs. Notre Dame, USC lost 20-16, ABC, regional, 4.9
 2010--vs. UCLA, USC won 28-14, FSN, national, 0.8
 2011--vs. Minnesota, USC won 19-17, ABC, regional, 2.2
 2011--vs. Utah, USC won 23-14, Versus, national, 0.6
 2011--vs. Syracuse, USC won 38-17, FX, national, 0.5
 2011--vs. Arizona State, USC lost 43-22, ESPN, national, 1.6
 2011--vs. Arizona, USC won 48-41, FSN, national, 0.6
 2011--vs. California, USC won 30-9, ESPN, national, 1.6
 2011--vs. Notre Dame, USC won 31-17, NBC, national, 2.1
 2011--vs. Stanford, USC lost 56-48 (30T), ABC, national, 5.3
 2011--vs. Colorado, USC won 42-17, ESPN, national, 1.8
 2011--vs. Washington, USC won 40-17, FX, national, 0.6
 2011--vs. Oregon, USC won 38-35, ABC, national, 6.1
 2011--vs. UCLA, USC won 50-0, FSN, national, 0.8
 2012--vs. Hawaii, USC won 49-10, FOX, national, 1.2
 2012--vs. Syracuse, USC won 42-29, ABC, national, 3.3
 2012--vs. Stanford, USC lost 21-14, FOX, national, 2.5
 2012--vs. California, USC won 27-9, Pac-12 Networks, national
 2012--vs. Utah, USC won 38-28, ESPN, national, 1.9
 2012--vs. Washington, USC won 24-14, FOX, national, 1.6
 2012--vs. Colorado, USC won 50-6, Pac-12 Networks, national
 2012--vs. Arizona, USC lost 39-36, ABC/ESPN2, national, 2.8
 2012--vs. Oregon, USC lost 62-51, FOX, national, 2.8
 2012--vs. Arizona State, USC won 38-17, Pac-12 Networks, national
 2012--vs. UCLA, USC lost 38-28, FOX, national, 2.4
 2012--vs. Notre Dame, USC lost 22-13, ABC, national, 9.4
 2012--vs. Georgia Tech in Sun Bowl, USC lost 21-7, CBS, national, 2.7
 2013--vs. Hawaii, USC won 30-13, CBS Sports Network, national
 *2013--vs. Washington State, USC lost 10-7, FOX Sports 1, national, 0.5
 *2013--vs. Boston College, USC won 35-7, Pac-12 Networks, national
 *2013--vs. Utah State, USC won 17-14, ABC/ESPN2, national, 1.9
 2013--vs. Arizona State, USC lost 62-41, ESPN2, national, 1.0
 *2013--vs. Arizona, USC won 38-31, FOX Sports 1, national, 0.3
 2013--vs. Notre Dame, USC lost 14-10, NBC, national, 2.2
 *2013--vs. Utah, USC won 19-3, Pac-12 Networks, national
 2013--vs. Oregon State, USC won 31-14, ESPN2, national, 1.2
 2013--vs. California, USC won 62-28, FOX, national
 *2013--vs. Stanford, USC won 20-17, ABC, national, 3.2
 2013--vs. Colorado, USC won 47-29, Pac-12 Networks, national, 0.7
 *2013--vs. UCLA, USC lost 35-14, ABC, national, 2.1
 *2013--vs. Fresno State in Las Vegas Bowl, USC won 45-20, ABC, national, 2.2
 *2014--vs. Fresno State, USC won 52-13, FOX, national, 0.8
 2014--vs. Stanford, USC won 13-10, ABC, national, 4.1
 2014--vs. Boston College, USC lost 37-31, ESPN, national, 1.1
 *2014--vs. Oregon State, USC won 35-10, ESPN, national, 1.6
 *2014--vs. Arizona State, USC lost 38-34, FOX, national, 1.5
 2014--vs. Arizona, USC won 28-26, ESPN2, national, 1.2
 *2014--vs. Colorado, USC won 56-28, Pac-12 Networks, national
 2014--vs. Utah, USC lost 24-21, FOX Sports 1, national, 0.7
 2014--vs. Washington State, USC won 44-17, Pac-12 Networks
 *2014--vs. California, USC won 38-30, ESPN, national, 0.8
 2014--vs. UCLA, USC lost 38-20, ABC, national, 2.9
 *2014--vs. Notre Dame, USC won 49-14, FOX, national, 1.3
 2014--vs. Nebraska in Holiday Bowl, USC won 45-42, ESPN, national, 4.0
 *2015--vs. Arkansas State, USC won 55-6, Pac-12 Network, national
 *2015--vs. Idaho, USC won 59-9, Pac-12 Network, national
 *2015--vs. Stanford, USC lost 41-31, ABC, national, 2.2
 2015--vs. Arizona State, USC won 42-14, ESPN, national, 1.4
 *2015--vs. Washington, USC lost 17-12, ESPN, national, 1.0
 2015--vs. Notre Dame, USC lost 41-31, NBC, national, 2.5
 *2015--vs. Utah, USC won 42-24, FOX, national, 2.1
 2015--vs. California, USC won 27-21, FOX, national, 1.2
 *2015--vs. Arizona, USC won 38-30, ESPN, national, 1.0
 2015--vs. Colorado, USC won 27-24, ESPN2, national, 0.9
 2015--vs. Oregon, USC lost 48-28, ESPN, national, 1.1
 *2015--vs. UCLA, USC won 40-21, ABC/ESPN2, national, 2.6
 2015--vs. Stanford in Pac-12 Championship Game, USC lost 41-22, ESPN, national, 1.7
 2015--vs. Wisconsin in Holiday Bowl, USC lost 23-21, ESPN, national, 2.6
 2016--vs. Alabama, USC lost 52-6, ABC, national, 4.6
 *2016--vs. Utah State, USC won 45-7, Pac-12 Network, national
 2016--vs. Stanford, USC lost 27-10, ABC, national, 1.8
 2016--vs. Utah, USC lost 31-27, FOX Sports 1, national, 0.7
 *2016--vs. Arizona State, USC won 41-20, FOX, national, 0.9
 *2016--vs. Colorado, USC won 21-17, Pac-12 Network, national
 2016--vs. Arizona, USC won 48-14, FOX, national, 0.6
 *2016--vs. California, USC won 45-24, ESPN, national, 0.8
 *2016--vs. Oregon, USC won 45-20, ESPN, national, 0.9
 2016--vs. Washington, USC won 26-13, FOX, national, 2.5
 2016--vs. UCLA, USC won 36-14, ESPN, national, 1.4
 *2016--vs. Notre Dame, USC won 45-27, ABC, national, 3.4
 2016--vs. Penn State in Rose Bowl, USC won 52-49, ESPN, national, 9.4
 *2017--vs. Western Michigan, USC won 49-31, Pac-12 Network, national
 *2017--vs. Stanford, USC won 42-24, FOX, national, 2,069,000
 *2017--vs. Texas, USC won 27-24, FOX, national, 4,912,000
 2017--vs. California, USC won 30-20, ABC, national, 3,161,376
 2017--vs. Washington State, USC lost 30-27, ESPN, national, 2,776,302
 *2017--vs. Oregon State, USC won 38-10, Pac-12 Network, national
 *2017--vs. Utah, USC won 28-27, ABC, national, 3,235,867
 2017--vs. Notre Dame, USC lost 49-14, NBC, national, 2,988,000
 2017--vs. Arizona State, USC won 48-17, ESPN, national, 1,380,873
 *2017--vs. Arizona, USC won 49-35, ESPN, national, 1,938,615
 2017--vs. Colorado, USC won 38-24, FOX, national, 1,641,000
 *2017--vs. UCLA, USC won 28-23, ABC, national, 4,130,125
 2017--vs. Stanford in Pac-12 Championship Game, USC won 31-28, ESPN, national, 3,657,447
 2017--vs. Ohio State in Cotton Bowl, USC lost 24-7, ESPN, national, 9,468,000
 *2018--vs. UNLV, USC won 43-21, Pac-12 Network, national
 2018--vs. Stanford, USC lost 17-3, FOX, national, 2,290,000
 2018--vs. Texas, USC lost 37-14, FOX, national, 2,950,000
 *2018--vs. Washington State, USC won 39-36, ESPN, national, 1,643,718
 2018--vs. Arizona, USC won 24-20, ESPN2, national, 756,283
 *2018--vs. Colorado, USC won 31-20, FS1, national, 1,184,000
 2018--vs. Utah, USC lost 41-28, Pac-12 Network, national
 *2018--vs. Arizona State, USC lost 38-35, ABC/ESPN2, national, 2,371,602
 2018--vs. Oregon State, USC won 38-21, FS1, 418,000
 *2018--vs. California, USC lost 15-14, ESPN, 1,586,795
 2018--vs. UCLA, USC lost 34-27, FOX, 1,983,000
 *2018--vs. Notre Dame, USC lost 24-17, ABC, 7,808,939
 **Win later vacated due to NCAA penalty





TROJANS IN THE NFL

With its outstanding football heritage, it's no surprise that USC players have made quite a mark in the pros.

At the start of training camp this summer, there were 48 ex-Trojans on National Football League rosters, including 11 rookies. In fact, USC players were on the rosters of 25 of the NFL's 32 teams. Most of the Trojans were offensive linemen (10), defensive backs (10), wide receivers (7), defensive linemen (6), linebackers (6), running backs (4), quarterbacks (3) and tight ends (2).

In 2018, there were 32 Trojans on opening day NFL rosters, seventh most from any school (since records were available, USC has been No. 1 in 19 of the last 43 years). The Trojans tied Michigan State and North Carolina State for most quarterbacks (3) on opening day rosters in 2018.

USC has produced more NFL draft picks (509) than any school (Notre Dame is next at 504), along with 28 picks by the AFL before it merged with the NFL. USC was the first school with 500 NFL draft picks. USC and Michigan are the only schools with an NFL draftee every year since 1939. There have been 511 USC players who since 1920 played in the NFL (or its sister leagues, the AFL or All-America Football Conference).

USC is tied with Ohio State for most first round NFL draft picks (81) than any school. USC is tied with Notre Dame and Oklahoma for most players (5) selected as the top pick of the NFL draft (Ron Yary in 1968, O.J. Simpson in 1969, Ricky Bell in 1977, Keyshawn Johnson in 1996 and Carson Palmer in 2003). USC and Oklahoma are the only schools to have the No. 1 pick for 2 consecutive years (Yary and Simpson). USC has had three of the most highly-drafted classes in history. The 1953 class (following the 1952 season) had 15 players drafted while both the 1975 and 1977 classes had 14 players selected. USC had more players selected in the 2011 (9), 2009 (11), 2008 (10), 2006 (11) and 1990 (10) drafts than any school. According to a 2015 NFL.com report, USC had more players drafted in the previous 10 drafts (2005-14) than any school, with 69 (6 more than runnerup LSU). USC had more players drafted than any school in the 10-year period from 2002-11 and 5-year period from 2007-11. USC's 12 first round picks in the 1990s tied for third in the nation with Tennessee; 8 of those Trojan first rounders were selected in the Top 10. In the decade of the 1980s, Troy had more first round picks than any school (16). USC's 5 first round picks in the 1968 draft was an NFL record that lasted 36 years.

A Trojan has appeared in all but 6 of the 53 Super Bowls (there have been 114 USC representatives overall). Three Trojans (Lynn Swann in 1976, Marcus Allen in 1984 and Malcolm Smith in 2014) have been the Super Bowl MVP. In 1977, 9 USC alums played in the Super Bowl. Trojans have been selected to play in the Pro Bowl 238 times.

Twelve former USC players (second behind Notre Dame's 13 for most of any other school) and 3 ex-assistant coaches are in the Pro Football Hall of Fame.

In 2016, Lynn Swann and Ronnie Lott were named to the Super Bowl 50 Golden Team by the Pro Football Hall of Fame Board of Selectors.

A 2010 ESPN.com survey ranked USC as "the most fertile NFL draft pipeline" from 1979 to 2009. In 2010, Lindy's Sports listed USC as the "football factory" for quarterbacks, running backs and offensive linemen.

In 2009, ESPN NFL draft analyst and former NFL head coach Herm Edwards said: "If you want to play pro football and you're a young high school athlete, you know going to USC is going to give you the best opportunity system-wise and competitive-wise on the field. That's what USC brings to the table. That's why historically, year after year, you see all these players coming into the league." Fellow ESPN NFL draft analyst and ex-NFL quarterback Ron Jaworski added: "It's fierce competition every day you go out on the USC practice field. Not only on Saturday when they play the game. Every day they're competing at the highest level."

In 2008, NFL Network named USC the No. 1 "football factory" in college football.

Anthony Munoz and Ronnie Lott were selected on the NFL's All-Time Team in August 2000, as chosen by the 36 Pro Football Hall of Fame voters.

A December 1999 story in The Sporting News listed 4 Trojans among the 100 Greatest Pro Football Players: Anthony Munoz (17th), Ronnie Lott (23rd), O.J. Simpson (26th) and Marcus Allen (72nd). Anthony Munoz was picked among the NFL's Top 10 players of the 20th century by SPORT in 1999.

In December 1999, the Dick Butkus Football Network named a pair of ex-Trojans on its NFL All-Century First Team: Anthony Munoz and Ronnie Lott.

A January 1999 article in ESPN Magazine said that "one of the best ways to win a Super Bowl is to (have a USC player on the team). The alma mater most often represented on winning teams is USC."

A Dec. 13, 1999 article in the San Diego Union-Tribune, which examined Pro Bowl selections since 1950 to determine the schools that have supplied the most pro players at various positions, found that USC had the most Pro Bowl selections and produced more Pro Bowl running backs and safeties than anyone.

A May 1999 SPORT magazine article pointed out that USC sent more players to the Pro Bowl in the 1990s (14) than any other school. "The most measurable sign of a player's success--and thus his pedigree--comes in the form of the NFL's highest annual honor: the Pro Bowl. It's not enough to make it to the league, you've gotta make it in the league." In the article, then-New York Jets Pro Bowl wide receiver Keyshawn Johnson, the former USC All-American, said: "USC is a football factory. Every kid in L.A. grows up wanting to play there, and the coaches know how to translate that into elite athletes."

In a Dec. 1994 College Sports magazine ranking of the schools which have been the top sources over the years of football talent by position (on a combined college and NFL level), USC was listed first at running backs, offensive linemen and defensive backs, and third at linebackers.

In a 1985 Sports Illustrated poll of NFL player personnel directors, USC was ranked first overall among all schools in preparing players for the pros. By position, USC received top marks for running backs, offensive linemen and tight ends.

ALL-TIME NFL FIRST ROUND DRAFT PICKS

| | | |
|-----|---------------|----|
| 1. | USC | 81 |
| | Ohio State | 81 |
| 3. | Notre Dame | 69 |
| 4. | Miami (Fla.) | 65 |
| 5. | Alabama | 64 |
| 6. | Florida | 53 |
| 7. | Oklahoma | 47 |
| 8. | Tennessee | 46 |
| | Michigan | 46 |
| 10. | Florida State | 45 |
| | Texas | 45 |

USC Players in the NFL in 2019

ARIZONA CARDINALS

Josh Shaw, CB

BALTIMORE RAVENS

*Iman Marshall, CB

BUFFALO BILLS

Matt Barkley, QB

CAROLINA PANTHERS

Kevon Seymour, CB

DALLAS COWBOYS

Tyron Smith, T

Antwaun Woods, DT

DENVER BRONCOS

Su'a Cravens, S

Nico Falah, OL

DETROIT LIONS

Devon Kennard, LB

HOUSTON TEXANS

Matt Kalil, T

Steven Mitchell Jr., WR

Isaac Whitney, WR

INDIANAPOLIS COLTS

*Marvell Tell III, S

JACKSONVILLE JAGUARS

Margise Lee, WR

LOS ANGELES CHARGERS

*Chris Brown, OL

Uchenna Nwosu, LB

LOS ANGELES RAMS

Justin Davis, RB

Clay Matthews, LB

Nickell Robey-Coleman, CB

Robert Woods, WR

MIAMI DOLPHINS

T.J. McDonald, S

MINNESOTA VIKINGS

Everson Griffen, DE

*Cameron Smith, LB

NEW YORK GIANTS

Rhett Ellison, TE

Chad Wheeler, T

NEW YORK JETS

Deontay Burnett, WR

Sam Darnold, QB

*Chuma Edoga, T

*Toa Lobendahn, OL

Leonard Williams, DL

NEW ORLEANS SAINTS

Javarius Allen, RB

*Porter Gustin, LB

OAKLAND RAIDERS

*Malik Dorton, DT

*Isaiah Langley, CB

PHILADELPHIA EAGLES

Nelson Agholor, WR

*Ajene Harris, DB

Cody Kessler, QB

PITTSBURGH STEELERS

Zach Banner, T

Xavier Grimble, TE

Juju Smith-Schuster, WR

SAN FRANCISCO 49ERS

Malcolm Smith, LB

SEATTLE SEAHAWKS

Rasheem Green, DE

Marcus Martin, OG

Jordan Simmons, G

TAMPA BAY BUCCANEERS

Ronald Jones II, RB

TENNESSEE TITANS

Jurrell Casey, DT

Adoree' Jackson, CB

WASHINGTON REDSKINS

*Aca' Cedric Ware, RB

*2019 Rookie



ROBERT WOODS



LEONARD WILLIAMS



ALL-TIME TROJANS IN THE NFL



Listing includes all players in the NFL, 1920-2018; the AFL, 1960-69; and the All-America Football Conference, 1946-49. List compiled by Beau Riffenburgh and Jim Gigliotti, NFL Properties (additional research by Mrs. C.A. Batchelder).

- A -

Achica, George, NT, Indianapolis 1985
Adams, Pete, G, Cleveland 1974, 1976
Affholter, Erik, WR, Green Bay 1991
Agholor, Nelson, WR, Philadelphia 2015-18
Allen, Javorius, RB, Baltimore 2015-18
Allen, Marcus, RB, L.A. Raiders 1982-92; Kansas City 1993-97
Allred, John, TE, Chicago 1997-2000; Pittsburgh 2002
Ane, Charley, T, Detroit 1953-59
Anno, Sam, LB, L.A. Rams 1987; Minnesota 1987-88; Tampa Bay 1989-92; San Diego 1993
Anthony, Charles, LB, San Diego 1974
Apsit, Marger, B, Frankford 1931; Brooklyn 1931; Green Bay 1932; Boston Redskins 1933
Armstead, Armond, DE, New England 2013
Arnett, Jon, B, L.A. Rams 1957-63; Chicago 1964-66
Arrobio, Chuck, T, Minnesota 1966
Audet, Earl, T, Washington 1945; L.A. Dons 1946-48
Ausberry, David, TE, Oakland 2011-14
Avery, Don, T, Washington 1946-47; L.A. Dons 1948

- B -

Badgro, Morris, E, N.Y. Yankees 1927; N.Y. Giants 1930-35; Brooklyn 1936
Bailey, Dion, S, Seattle 2015; N.Y. Jets 2015
Bain, Bill, T, Green Bay 1975; Denver 1976, 1978; N.Y. Giants 1978; L.A. Rams 1979-85; N.Y. Jets 1986; New England 1986
Baker, Roy, B, N.Y. Yankees 1927; Green Bay 1928-29; Chicago Cardinals 1929-30; Stapleton 1931
Baker, Sam, T, Atlanta 2008-14
Banks, Chip, LB, Cleveland 1982-86; San Diego 1987; Indianapolis 1989-93
Banner, Zach, T, Cleveland 2017; Pittsburgh 2018
Bansavage, Al, G-LB, L.A. Chargers 1960; Oakland 1961
Banta, Bradford, TE-SNP, Indianapolis 1994-99; N.Y. Jets 2000; Detroit 2001-03; Buffalo 2004
Banta, Jack, B, Philadelphia 1941, 1944-45; L.A. Rams 1946-48
Barber, Kurt, LB-DE, N.Y. Jets 1992-95
Barkley, Matt, QB, Philadelphia 2013-14; Arizona 2015; Chicago 2016; Arizona 2017; Cincinnati 2018; Buffalo 2018
Barragar, Nate, C, Minneapolis 1930; Frankford 1930-31; Green Bay 1931-35
Barry, Al, G, Green Bay 1954-57; N.Y. Giants 1958-59; L.A. Chargers 1960
Battle, Mike, DB, N.Y. Jets 1969-70
Beathard, Pete, QB, Kansas City 1964-67, 1973; Houston 1967-69; St. Louis 1970-71; L.A. Rams 1972
Bedsale, Hal, TE, Minnesota 1964-66
Bell, Ricky, RB, Tampa Bay 1977-81; San Diego 1982
Belotti, George, C, Houston 1960-61; San Diego 1961
Bender, Wes, RB, L.A. Raiders 1994; New Orleans 1997
Bickett, Duane, LB, Indianapolis 1985-93; Seattle 1994-95; Carolina 1996
Bing, Darnell, LB-S, Oakland 2006; Detroit 2008-09; Houston 2010
Bleeker, Mel, B, Philadelphia 1944-46; L.A. Rams 1947
Booty, John David, QB, Minnesota 2008
Boselli, Tony, T, Jacksonville 1995-2001; Houston 2002
Bowers, Bill, DB, L.A. Rams 1954
Boyer, Mark, TE, Indianapolis 1985-89; N.Y. Jets 1990-92
Bradford, Allen, LB-TB, Tampa Bay 2011; Seattle 2012-14; N.Y. Giants 2013; Atlanta 2015
Brazier, Larry, DB, Baltimore 1979-81; Cleveland 1982-85
Bregel, Jeff, G, San Francisco 1987-89
Brenner, Hoby, TE, New Orleans 1981-88, 1990-93
Brock, Louis, CB-S, Detroit 1988; Seattle 1988
Brown, Booker, T, San Diego 1975-77
Brown, Charles, T, New Orleans, 2010-13; N.Y. Giants 2014; Dallas 2015
Brown, Ron, DE-LB, L.A. Raiders, 1987-88
Brown, Willie, E-RB, L.A. Rams 1964-65; Philadelphia 1966
Browner, Joey, S-CB, Minnesota 1983-91; Tampa Bay 1992
Browner, Keith, LB-DE, Tampa Bay 1984-86; San Francisco 1987; L.A. Raiders 1987; San Diego 1988
Buchanan, William, WR, Oakland 2006
Budde, Brad, G, Kansas City 1980-86
Buehler, David, K, Dallas 2009-11
Bukich, Rudy, QB, L.A. Rams 1953-56; Washington 1957-58; Chicago Bears 1958-59, 1962-68; Pittsburgh 1960-61
Buncom, Frank, LB, San Diego 1962-67; Cincinnati 1968
Bundra, Mike, T-DT, Detroit 1962-63; Minnesota 1964; Cleveland 1964; N.Y. Giants 1965
Burke, Don, LB, San Francisco 1950-54
Burnett, Deontay, WR, N.Y. Jets 2018
Burns, Mike, DB, San Francisco 1977; Detroit 1978
Bush, Reggie, RB, New Orleans 2006-10; Miami 2011-12; Detroit 2013-14; San Francisco 2015; Buffalo 2016
Busick, Steve, LB, Denver 1981-85; L.A. Rams 1986; San Diego 1987
Butler, Ray, WR, Baltimore-Indianapolis 1980-85; Seattle 1985-88
Byers, Jeff, C, Carolina 2011-13
Byrd, Dominique, TE, St. Louis 2006-07; Arizona 2009
Byrd, Mac, LB, L.A. Rams 1965

- C -

Cadigan, Dave, T-G, N.Y. Jets 1988-93; Cincinnati 1994
Cain, Lynn, RB, Atlanta 1979-84; L.A. Rams 1985
Cameron, Jordan, TE, Cleveland 2011-14; Miami 2015-16
Campbell, Jack, T, Seattle 1982
Cannamela, Pat, G, Dallas Texans 1952
Carmichael, Al, B, Green Bay 1953-58; Denver 1960-61
Carrier, Mark, S, Chicago 1990-96; Detroit 1997-99; Washington 2000
Carter, Allen, RB, New England 1975-76
Carter, Kent, LB, New England 1974
Casey, Jurrell, DT, Tennessee 2011-18
Cash, Chris, CB, Detroit 2002-04; Atlanta 2005-06
Cassel, Matt, QB, New England 2005-08; Kansas City 2009-12; Minnesota 2013-14; Buffalo 2015; Dallas 2015; Tennessee 2016-17; Detroit 2018
Celotto, Mario, LB, Buffalo 1978; Oakland 1980-81; L.A. Rams 1981
Chandler, Bob, WR, Buffalo 1971-79; Oakland-L.A. Raiders 1980-82

Chantiles, Tom, T, Detroit 1942
Claiborne, Chris, LB, Detroit 1999-2002; Minnesota 2003-04; St. Louis 2005; N.Y. Giants 2006
Claridge, Travis, T-G, Atlanta 2000-03
Clark, Don, G, San Francisco 1948-49
Clark, Monte, T, San Francisco 1959-61; Dallas 1962; Cleveland 1963-69
Clarke, Leon, E, L.A. Rams 1956-59; Cleveland 1960-62; Minnesota 1963
Cleary, Paul, E, N.Y. Yankees 1948
Clemens, Cal, B, Green Bay 1936
Cobb, Garry, LB, Detroit 1979-84; Philadelphia 1985-87; Dallas 1988-89
Cobb, Marvin, DB, Cincinnati 1975-79; Minnesota 1980; Pittsburgh 1980
Cody, Shaun, DT, Detroit 2005-08; Houston 2009-12
Coia, Angelo, B-E, Chicago 1960-63; Washington 1964-65; Atlanta 1966
Colbert, Keary, WR, Carolina 2004-07; Denver 2008; Seattle 2008; Detroit 2008
Collier, Floyd, T, San Francisco 1948
Colorito, Tony, NT, Denver 1986
Conway, Curtis, WR, Chicago 1993-99; San Diego 2000-02; N.Y. Jets 2003; San Francisco 2004
Cook, Rashard, S, Philadelphia 1999-2002
Cormier, Joe, LB, L.A. Raiders 1987
Cornwell, Fred, TE, Dallas 1984-85
Cotton, Marcus, LB, Atlanta 1988-90; Cleveland 1990; Seattle 1991
Cowlings, Al, DE, Buffalo 1970-72; Houston 1973-74; L.A. Rams 1975, 1977; Seattle 1976; San Francisco 1979
Cox, Tom, T, L.A. Rams 1987
Crane, Dennis, T-DT, Washington 1968-69; N.Y. Giants 1970
Cravens, Su'a, LB-S, Washington 2016; Denver 2018
Crisman, Joel, G, Tampa Bay 1996
Crow, Lindon, DB, Chicago Cardinals 1955-57; N.Y. Giants 1958-60; L.A. Rams 1961-64
Cunningham, Sam, RB, New England 1973-79, 1981-82
Curley, August, LB, Detroit 1983-86
Cushing, Brian, LB, Houston 2009-17

- D -

Danahe, Dick, T, L.A. Dons 1947-48; Chicago Hornets 1949
Darby, Byron, DE-TE, Philadelphia 1983-86; Indianapolis 1987-88; Detroit 1989
Darnold, Sam, QB, N.Y. Jets 2018
Davids-Garrido, Norberto, T, Carolina 1996-99; Arizona 2000
Davis, Anthony, RB, Tampa Bay 1977; Houston 1978; L.A. Rams 1978
Davis, Clarence, RB, Oakland 1971-78
Davis, Fred, TE, Washington 2008-13
Davis, Joe, E, Brooklyn 1946
Davis, Justin, RB, L.A. Rams 2017-18
Deese, Derrick, G-T, San Francisco 1993-2003; Tampa Bay 2004
deLauer, Bob, C, Cleveland-L.A. Rams 1945-46
Del Rio, Jack, LB, New Orleans 1985-86; Kansas City 1987-88; Dallas 1989-91; Minnesota 1992-95
Dickerson, Kori, TE, Washington 2004
Diggs, Shelton, WR, N.Y. Jets 1977
Dimler, Rich, DT, Cleveland 1979; Green Bay 1980
Doll, Don, DB, Detroit 1949-52; Washington 1953; L.A. Rams 1954
Dorsey, Dick, E, Oakland 1962
Downs, Bob, G, San Francisco 1951
Dunn, Coye, B, Washington 1943
Durko, Sandy, DB, Cincinnati 1970-71; New England 1973-74

- E -

Edwards, Dennis, NT, L.A. Rams 1987
Ellis, Sedrick, DT, New Orleans 2008-12
Ellison, Kevin, S, San Diego 2009
Ellison, Rhett, TE, Minnesota 2012-16; N.Y. Giants 2017-18
Ellison, Riki, LB, San Francisco 1983-89; L.A. Raiders 1990-92
Ervin, Ricky, RB, Washington 1991-94; San Francisco 1995
Evans, Charlie, RB, N.Y. Giants 1971-73; Washington 1974
Evans, Vince, QB, Chicago 1977-83; L.A.-Oakland Raiders 1987-95

- F -

Falah, Nico, OL, Denver 2018
Fargas, Justin, RB, Oakland 2003-09
Farmer, Dave, RB, Tampa Bay 1978
Farmer, George, RB, Seattle 2016
Ferguson, Jim, LB-C, New Orleans 1968; Atlanta 1969; Chicago 1969
Ferrante, Orlando, G, L.A.-San Diego Chargers 1960-61
Ficca, Dan, G, Oakland 1962; N.Y. Jets 1963-66
Fields, Scott, LB, Atlanta 1996; Seattle 1999
Finneran, Gary, DT, L.A. Chargers 1960; Oakland 1961
Fisher, Bob, T, Washington 1940
Fisher, Jeff, DB, Chicago 1981-84
Fisk, Bill, E, Detroit 1940-43; San Francisco 1946-47; L.A. Dons 1948
FitzPatrick, James, T-G, San Diego 1986-89; L.A. Raiders 1990-91
Fletcher, Oliver, E, L.A. Dons 1949; Baltimore 1950
Foote, Chris, C, Baltimore 1980-81; N.Y. Giants 1982-83; Minnesota 1987-90
Ford, Cole, K, Oakland 1995-97; Buffalo 1998
Foster, Roy, G, Miami 1982-90; San Francisco 1991-93

- G -

Galbraith, Scott, TE, Cleveland 1990-92; Dallas 1993-94; Washington 1995-96; Dallas 1997; Green Bay 1998
Gallaher, Allen, T, New England 1974
Garlin, Don, B, San Francisco 1949-50
Garrett, Mike, RB, Kansas City 1966-70; San Diego 1970-73
Garzoni, Mike, G, Washington 1947; N.Y. Giants 1948; N.Y. Yankees 1948
Gay, William, DE-DT, Detroit 1978-87; Minnesota 1988
Gentry, Byron, G, Pittsburgh 1937-39
George, Ray, T, Detroit 1939; Philadelphia 1940
Gibson, David, S, Tampa Bay 2000-02; Indianapolis 2002
Gifford, Frank, B-E, N.Y. Giants 1952-60, 1962-64
Graf, Kevin, T, Philadelphia 2014; Indianapolis 2016
Grant, John, DT-DE, Denver 1973-79
Gray, William, G-C, Washington 1947-48
Green, Paul, TE, Denver, 1989; Seattle 1992-94; New Orleans 1996
Green, Rasheem, DE, Seattle 2018
Griffen, Everson, DE, Minnesota, 2010-18
Griffith, Homer, B, Chicago Cardinals 1934



TROJANS IN THE NFL

Grimble, Xavier, TE, Pittsburgh 2016-18
Grootegeod, Matt, LB, Detroit 2005
Guenther, Gregg, TE, Tennessee 2005
Gunn, Jimmy, LB, Chicago 1970-75; N.Y. Giants 1975; Tampa Bay 1976
— H —
Haden, Pat, QB, L.A. Rams 1976-1981
Hale, Chris, CB, Buffalo, 1989-92; Denver 1993
Hall, Willie, LB, New Orleans 1972-73; Oakland 1975-78
Hannah, Travis, WR, Houston 1993-95
Hardy, Jim, QB, L.A. Rams 1946-48; Chicago Cardinals 1949-51; Detroit 1952
Harlow, Pat, T, New England 1991-95; Oakland 1996-98
Harper, Michael, WR-KR, N.Y. Jets 1986-89
Harris, Cary, CB, Buffalo 2009-10
Harris, DaJohn, DT, Tennessee 2012
Hartwig, Carter, DB, Houston 1979-84
Havili, Stanley, FB-RB, Philadelphia 2011-12; Indianapolis 2013-14
Hayes, Luther, E, San Diego 1961
Hayes, Windrell, WR, N.Y. Jets 2000-01
Hayhoe, Bill, T, Green Bay 1969-74
Haynes, Tommy, S, Dallas 1987
Hendren, Bob, T, Washington 1949-51
Henke, Ed, DE, L.A. Dons 1949; San Francisco 1951-52, 1955-60; St. Louis 1961-63
Henry, Mike, LB, Pittsburgh 1959-61; L.A. Rams 1962-64
Hertel, Rob, QB, Cincinnati 1978; Philadelphia 1980
Hervey, Ed, WR, Dallas 1995
Heywood, Ralph, E, Chicago Rockets 1946; Detroit 1947; Boston Yanks 1948; N.Y. Bulldogs 1949
Hibbs, Jesse, T, Chicago Bears 1931
Hickman, Donnie, G, Washington 1978; Detroit 1978
Hill, Fred, E, Philadelphia 1965-71
Hill, Gary, DB, Minnesota 1965
Hoffman, Bob, B, Washington 1940-41; L.A. Rams 1946-48; L.A. Dons 1949
Hollinquest, Lamont, LB, Washington 1993-94; Green Bay 1996-98
Holmes, Alex, TE, Miami 2005
Holmes, Khaled, C-G, Indianapolis 2013-15
Hope, Neil, LB, L.A. Rams 1987
Hopper, Darrel, CB-S, San Diego 1987
Horton, Wes, DE, Carolina 2013-18
Howard, Bill, B, Detroit 1939
Howell, Pat, G, Atlanta 1979-83; Houston 1983-85
Hull, Mike, RB, Chicago 1968-70; Washington 1971-74
Hunter, James, NT, Baltimore 1982
— I —
Ifeanyi, Israel, DE, San Francisco 1996
— J —
Jackson, Adoree', CB, Tennessee 2017-18
Jackson, John, WR, Phoenix 1990-92; Chicago 1996
Jackson, Lawrence, DE, Seattle 2008-09; Detroit 2010-12
Jackson, Mel, G, Green Bay 1976-80
Jarrett, Dwayne, WR, Carolina 2007-10
Jessup, Bill, E, San Francisco 1951-52, 1954-58; Denver 1960
Jeter, Gary, DT-DE, N.Y. Giants 1977-82; L.A. Rams 1983-88; New England 1989
Johnson, Dennis, LB, Minnesota 1980-85; Tampa Bay 1985
Johnson, Keyshawn, WR, N.Y. Jets 1996-99; Tampa Bay 2000-03; Dallas 2004-05; Carolina 2006
Johnson, Rob, QB, Jacksonville 1995-97; Buffalo 1998-2001; Tampa Bay 2002; Washington 2003; Oakland 2003
Johnson, Ronald, WR, Philadelphia 2011-12
Johnson, Stafon, RB, Tennessee 2010
Johnston, Rex, B, Pittsburgh 1960
Jones II, Ronald, RB, Tampa Bay 2018
Jordan, Steve, PK, Indianapolis 1987
Justice, Winston, T, Philadelphia 2006-11; Indianapolis 2012; Denver 2013
— K —
Kaer, Mort, QB, Frankford 1931
Kalil, Matt, T, Minnesota 2012-16; Carolina 2017-18
Kalil, Ryan, C, Carolina 2007-18
Kamana, John, RB, L.A. Rams 1984; Atlanta 1987
Katnik, Norm, C, San Francisco 2005; N.Y. Jets 2005-06
Kelly, Brian, CB, Tampa Bay 1998-2007; Detroit 2008
Keneley, Matt, DT, San Francisco 1999
Kennard, Devon, LB, N.Y. Giants 2014-17; Detroit 2018
Kessler, Cody, QB, Cleveland 2016-17; Jacksonville 2018
Kirby, Jack, B, Green Bay 1949
Kirner, Gary, T, San Diego 1964-69
Kirtman, David, FB, Seattle 2006-07; San Francisco 2008
Klein, Bob, TE, L.A. Rams 1969-76; San Diego 1977-80
Klenk, Quenton, E, Buffalo Bisons 1946; Chicago Rockets 1947
Knight, Sammy, S, New Orleans 1997-2002; Miami 2003-04; Kansas City 2005-06; Jacksonville 2007; N.Y. Giants 2008
Knutson, Steve, T-G, Green Bay 1976-77; San Francisco 1978
Koart, Matt, DE, Green Bay 1986
Kopp, Jeff, LB, Miami 1995; Jacksonville 1996-98; Baltimore 1998; New England 1999
Krueger, Al, E, Washington 1941-42; L.A. Dons 1946
— L —
Lansdell, Grenny, B, N.Y. Giants 1940
Lapka, Myron, DT, N.Y. Giants 1980; L.A. Rams 1982-83
Lee, Zeph, RB-S, Denver 1987; L.A. Raiders 1987-89
Lee, Marqise, WR, Jacksonville 2014-18
Leggett, Brad, C, New Orleans 1991; Detroit 1992
Leinart, Matt, QB, Arizona 2006-09; Houston 2010-11; Oakland 2012
Lewis, David, LB, Tampa Bay 1977-81; San Diego 1982; L.A. Rams 1983
Lillywhite, Verl, B, San Francisco 1948-51
Lockwood, Scott, RB, New England 1992-93
Lorch, Karl, DE, Washington 1976-81
Lott, Ronnie, S, San Francisco 1981-90; L.A. Raiders 1991-92; N.Y. Jets 1993-94; Kansas City 1995
Lua, Oscar, LB, New England 2007
Lutui, Taitusi (Deuce), G, Arizona 2006-11; Tennessee 2012
— M —
MacKenzie, Malaefou, RB, Jacksonville 2003
Madden, Tre, RB-FB, Seattle 2016-18
Mahone, Elic, DE, Washington 1995
Maiva, Kaluka, LB, Cleveland 2009-12; Oakland 2013-14
Mama, Damien, G, N.Y. Giants 2017
Marderian, Greg, DT, Atlanta 1976

Margucci, Joe, B, Detroit 1947-48
Marinovich, Marv, G, Oakland 1965
Marinovich, Todd, QB, L.A. Raiders 1991-92
Martin, Marcus, C-OL, San Francisco 2014-16; Cleveland 2017; Dallas 2018
Martin, Rod, LB, Oakland-L.A. Raiders 1977-88
Matthews, Bruce, G-C-T, Houston-Tennessee 1983-2001
Matthews, Clay, LB, Cleveland 1978-83; Atlanta 1994-96
Matthews, Clay, LB, Green Bay 2009-18
Mattos, Grant, WR, San Diego 2003
Matua, Fred, G, Cleveland 2006
Mauluga, Rey, LB, Cincinnati 2009-17
May, Ray, LB, Pittsburgh 1967-69; Baltimore 1970-72; Denver 1973-75
Mays, Taylor, S, San Francisco 2010; Cincinnati 2011-14; Oakland 2015
McCaffrey, Bob, C, Green Bay, 1975
McCall, Don, RB, New Orleans 1967-68, 1970; Pittsburgh 1969
McCormack, Walt, C, San Francisco 1948
McCoy, Anthony, TE, Seattle 2010-14, 2015; Washington 2015
McCullough, Earl, WR, Detroit 1968-73; New Orleans 1974
McCullough, Sultan, RB, Washington 2003
McCutcheon, Daylon, CB, Cleveland 1999-2006
McDonald, James, TE, L.A. Rams 1983-84, 1985, 1987; Detroit, 1985
McDonald, Mike, LB, L.A. Rams 1983-84, 1986-91; Detroit 1992
McDonald, Paul, QB, Cleveland 1980-85; Dallas 1986-87
McDonald, Tim, S-CB, St. Louis-Phoenix 1987-92; San Francisco 1993-99
McDonald, T.J., S, St. Louis-Los Angeles 2013-16; Miami 2017-18
McFoy, Chris, WR, Oakland 2007
McGinest, Willie, DE-LB, New England 1994-2005; Cleveland 2006-08
McGrew, Larry, LB, New England 1980-89; N.Y. Giants 1990
McKay, John, WR, Tampa Bay 1976-78
McKeever, Marlin, TE-LB, L.A. Rams 1961-66, 1971-72; Minnesota 1967; Washington 1968-70; Philadelphia 1973
McKnight, Joe, RB, N.Y. Jets 2010-12; Kansas City, 2014
McNeill, Rod, RB, New Orleans 1974-75; Tampa Bay 1976
McQuay III, Leon, S, Kansas City 2017-18
McWilliams, Johnny, TE, Arizona 1996-99; Minnesota 2000
Michels, John, T, Green Bay 1996-98
Miller, Billy, WR-TE, Denver 1999-2001; Green Bay 2001; Houston 2002-04; Cleveland 2005; New Orleans 2006-09
Miller, Ron, E, L.A. Rams, 1956
Milton, John, E, Kansas City Cowboys 1924
Mitchell, Dale, LB, San Francisco 1976
Mitchell Jr., Steven, WR, Houston 2018
Mix, Ron, G, L.A.-San Diego Chargers 1960-69; Oakland 1971
Moala, Fili, DT, Indianapolis 2009-14
Montgomery, Marv, T, Denver 1971-76; New Orleans 1976-77; Atlanta 1978
Moody, Michael, T, Seattle 1994
Moore, Brent, LB, Green Bay 1987
Moore, Denis, T, Detroit 1967-69
Moore, Kyle, DE, Tampa Bay 2009-10; Buffalo 2011-12
Moore, Malcolm, TE, L.A. Rams 1987
Moore, Manfred, RB, San Francisco 1974-75; Tampa Bay 1976; Oakland 1976; Minnesota 1977
Moreno, Zeke, LB, San Diego 2001-04; Philadelphia 2005
Morgan, Boyd, B, Washington 1933-40
Morgan, Mike, LB, Seattle 2011-16
Morris, Robert, HB, N.Y. Giants 1947
Morton, Chad, RB, New Orleans 2000; N.Y. Jets 2001-02; Washington 2003-04; N.Y. Giants 2005-06
Morton, Johnnie, WR, Detroit 1994-2001; Kansas City 2002-04; San Francisco 2005
Mosebar, Don, G-C-T, L.A.-Oakland Raiders 1983-95
Moses, Don, B, Cincinnati Reds 1933
Mullins, Gerry, G-T, Pittsburgh 1971-79
Munoz, Anthony, T, Cincinnati 1980-92
Murphy, George, B, L.A. Dons 1949
Murray, Joe, G-T, L.A. Rams 1987
Musick, Jim, B, Boston Braves 1932; Boston Redskins 1933-36
— N —
Naumu, John, B, L.A. Dons 1948
Nelsen, Bill, QB, Pittsburgh 1963-67; Cleveland 1968-72
Nix, Jack, E, San Francisco 1950
Nwosu, Uchenna, LB, L.A. Chargers 2018
— O —
Obradovich, Jim, TE, N.Y. Giants 1975; San Francisco 1976; Tampa Bay 1978-83
Odom, Ricky, DB, Kansas City 1978; San Francisco 1978; L.A. Rams 1979
Ohalette, Ifeanyi, S, Washington 2001-03; Arizona 2004; Cincinnati 2005
O'Hara, Pat, QB, San Diego 1992
Oliver, Chip, LB, Oakland 1968-69
O'Malley, Jack, T, Green Bay 1970
Ossowski, Ted, T, N.Y. Yankees 1947
Owens, Dan, DE-DT, Detroit 1990-99
— P —
Palmer, Carson, QB, Cincinnati 2003-10; Oakland 2011-12; Arizona 2013-17
Parker, Artimus, DB, Philadelphia 1974-76; N.Y. Jets 1977
Parker, Larry, WR, Kansas City 1999-2001
Parsons, Alex, OL, Oakland 2012
Parsons, Earle, B, San Francisco 1946-47
Patterson, Mike, DT, Philadelphia 2005-12; N.Y. Giants 2013-14
Peete, Rodney, QB, Detroit, 1989-93; Dallas 1994; Philadelphia 1995-98; Washington 1999; Oakland 2000-01; Carolina 2002-04
Pelon, Claude, DT, N.Y. Jets 2017
Perry, Nick, LB, Green Bay 2012-18
Peters, Volney, T-DT, Chicago Cardinals 1952-53; Washington 1954-57; Philadelphia 1958; L.A. Chargers 1960; Oakland 1961
Peviani, Bob, G, N.Y. Giants 1953
Phillips, Charles, DB, Oakland 1975-80
Pinckert, Erny, B, Boston Braves 1932; Boston-Washington Redskins 1933-40
Polamalu, Troy, S, Pittsburgh 2003-14
Poole, Will, CB, Miami 2004-05
Powdrell, Ryan, FB, Green Bay 2007
Powell, Marvin, T, N.Y. Jets 1977-85; Tampa Bay 1986-87
Powell III, Marvin, RB, New Orleans 1999
Powers, Jim, B, San Francisco 1950-53
Psaltis, Jim, B, Chicago Cardinals 1953, 1955; Green Bay 1954
Pullard, Hayes, LB, Cleveland 2015; Jacksonville 2016; L.A. Chargers 2017-18
Purling, Dave, NT, L.A. Rams 1987



- R -

Raab, Marc, C, Washington 1993; San Diego 1998
 Rachal, Chilo, G, San Francisco 2008-11; Chicago, 2012
 Radovich, Bill, G, Detroit 1938-41, 1945; L.A. Dons 1946-47
 Radovich, Drew, T, Minnesota 2008
 Rae, Mike, QB, Oakland 1976-78; Tampa Bay 1978-79; Washington 1981
 Ramsey, LaJuan, DT, Philadelphia 2006-07; Indianapolis 2008; St. Louis 2009
 Redd, Silas, RB, Washington 2014-15
 Reece, Danny, DB, Tampa Bay 1976-80
 Richard, Kris, CB, Seattle 2002-04; San Francisco 2005
 Riley, Steve, T, Minnesota 1974-84
 Rivers, Keith, LB, Cincinnati 2008-11; N.Y. Giants 2012-13; Buffalo 2014
 Roberts, C.R., B, San Francisco 1959-62
 Robertson, Bobby, B, Brooklyn 1942
 Robey-Coleman, Nickell, CB, Buffalo 2013-16; L.A. Rams 2017-18
 Rogers, Jacob, T, Dallas 2004-05
 Rorison, Jim, T, Pittsburgh 1938
 Ross, Scott, LB, New Orleans 1991
 Rossovich, Tim, LB, Philadelphia 1968-71; San Diego 1972-73; Houston 1976
 Royster, Mazio, RB, Tampa Bay 1993-94
 Rubke, Karl, C-LB-DT, San Francisco 1957-60, 1962-63, 1965; Minnesota 1961; Atlanta 1966-67; Oakland 1968
 Rucker, Frostee, DE, Cincinnati 2006-11; Cleveland 2012; Arizona 2013-17; Oakland 2018
 Ruettggers, Ken, T, Green Bay 1985-96
 Russell, Darrell, DT, Oakland 1997-2001; Washington 2003
 Ryan, Tim, DE, Chicago 1990-93

- S -

Saenz, Ed, B, Washington 1946-51
 Salata, Paul, E, San Francisco 1949-50; Baltimore 1950; Pittsburgh 1950-51
 Salisbury, Sean, QB, Seattle 1986; Indianapolis 1987; Minnesota 1990-94; San Diego 1996
 Salmon, Mike, S, San Francisco 1996-97
 Sanchez, Mark, QB, N.Y. Jets 2009-13; Philadelphia 2014-15; Dallas 2016; Chicago 2017; Washington 2018
 Saunders, Russ, B, Green Bay 1931
 Schmidt, Henry, DT, San Francisco 1959-60; San Diego 1961-64; Buffalo 1965; N.Y. Jets 1966
 Schuhmacher, John, G, Houston 1978-85
 Schultz, William, T-G, Indianapolis 1990-93; Houston 1994; Denver 1995; Chicago 1997
 Scoggins, Eric, LB, San Francisco 1982
 Sears, Jim, DB, Chicago Cardinals 1954, 1957-58; L.A. Chargers 1960; Denver 1960-61
 Seau, Junior, LB, San Diego 1990-2002; Miami 2003-05; New England 2006-09
 Sehorn, Jason, S-CB, N.Y. Giants 1994-2002; St. Louis 2003
 Seymour, Kevon, CB, Buffalo 2016; Carolina 2017-18
 Shaw, Jesse, G, Chicago Cardinals 1931
 Shaw, Josh, CB, Cincinnati 2015-17; Kansas City 2018; Tampa Bay 2018
 Shaw, Nate, DB, L.A. Rams 1969-70
 Shea, Pat, G, San Diego 1962-65
 Sherman, Rod, WR, Oakland 1967, 1969-71; Cincinnati 1968; Denver 1972; L.A. Rams 1973
 Shipp, Joe, TE, Buffalo 1979
 Simmons, Jeff, WR, L.A. Rams 1983
 Simmons, Jordan, G, Seattle 2018
 Simpson, D.J., RB, Buffalo 1969-77; San Francisco 1978-79
 Sims, Jimmy, LB, Tampa Bay 1976
 Slaton, Tony, C-G, L.A. Rams 1984-89
 Slough, Greg, LB, Oakland 1971-72
 Smith, Dennis, S, Denver 1981-94
 Smith, Ernie, T, Green Bay 1935-37, 1939
 Smith, Harry, T, Detroit 1940
 Smith, Jeff, LB, N.Y. Giants 1966-67
 Smith, Malcolm, LB, Seattle 2011-14; Oakland 2015-16; San Francisco 2017-18
 Smith, Sid, T-C, Kansas City 1970-72; Houston 1974
 Smith, Steve, WR, N.Y. Giants 2007-10; Philadelphia 2011; St. Louis 2012
 Smith, Tody, DE-DT, Dallas 1971-72; Houston 1973-76; Buffalo 1976
 Smith, Tyrone, T, Dallas 2011-18
 Smith-Schuster, JuJu, WR, Pittsburgh 2017-18
 Sohn, Ben, G, N.Y. Giants 1941
 Soward, R. Jay, WR, Jacksonville 2000
 Spears, Ernest, S, New Orleans 1990
 Spencer, Todd, RB, Pittsburgh 1984-85; San Diego 1987
 Spicer, Averell, DT, Chicago 2010
 Starling, Jawanza, S, Houston 2013
 Steele, Markus, LB, Dallas 2001-03
 Stepanovich, Tony, G, Minneapolis 1930; Frankford 1930
 Stonebraker, John, E, Green Bay 1942
 Strother, Deon, RB, Denver 1994
 Strong, Frank, S, San Francisco 2002
 Svihus, Bob, T, Oakland 1965-70; N.Y. Jets 1971-72
 Swann, Lynn, WR, Pittsburgh 1974-82
 Sweeney, Calvin, WR, Pittsburgh 1980-87

- T -

Tatupu, Lofa, LB, Seattle 2005-10
 Tatupu, Mosi, RB, New England 1978-90; L.A. Rams 1991
 Tavai, J.R., LB, Tennessee 2015
 Taylor, Mike, T, Pittsburgh 1968-69; New Orleans 1969-70; Washington 1971; St. Louis 1973
 Telfer, Randall, TE, Cleveland 2015-17
 Thomas, Kelly, T, Tampa Bay 1983-84; L.A. Rams 1987
 Thomas, Kevin, CB, Indianapolis 2010-11
 Thomas, Skip, DB, Oakland 1972-78
 Thomas, Terrell, CB, N.Y. Giants 2008-13
 Thurman, Dennis, DB, Dallas 1978-85; St. Louis 1986
 Thurman, Junior, CB-S, New Orleans 1987
 Timberlake, George, C, Green Bay 1955
 Tinsley, Scott, QB, Philadelphia 1987
 Tipton, Howard, B, Chicago Cardinals 1933-37
 Tonelli, Amerigo (Tony), C, Detroit 1939
 Traynham, Jerry, B, Denver 1961
 Tucker, Mark, C-G, Phoenix/Arizona 1993-94
 Tuerk, Max, C, San Diego 2016; Arizona 2017
 Tu'ikolovatu, Stevie, DT, Tampa Bay 2017-18
 Tupou, Christian, DT, Chicago 2013
 Turner, Patrick, WR, Miami 2009; N.Y. Jets 2010-12

- U -

Udeze, Kenechi, DE, Minnesota 2004-08
 Uko, George, DE, Tampa Bay 2014

- V -

Vainuku, Soma, FB, Houston 2016
 Van Doren, Bob, E, San Francisco 1953
 Van Horne, Keith, T, Chicago 1981-93
 Vasicek, Vic, G, Buffalo Bills 1949; L.A. Rams 1950
 Vella, John, G-T, Oakland 1972-79; Minnesota 1980
 Vellone, Jim, G, Minnesota 1966-70
 Verry, Norman, T, Chicago Rockets 1946-47
 Viltz, Theo, DB, Houston 1966

- W -

Wagner, Lowell, B, N.Y. Yankees 1946-48; San Francisco 1949-53, 1955
 Walker, Glen, P, L.A. Rams 1977-78
 Walker, John, CB, Houston 2006
 Ward, John, T, Frankford 1930; Minneapolis 1930
 Ware, Timmie, WR, San Diego 1986-87; L.A. Raiders 1989
 Washington, Chauncey, RB, Jacksonville 2008; Dallas 2009; N.Y. Jets 2009; St. Louis 2010; Dallas 2011
 Washington, Dave, E, Denver 1968
 Watts, Elbert, CB, Green Bay 1986
 Weaver, Charlie, LB, Detroit 1971-81; Washington 1981
 Wehba, Ray, E, Brooklyn 1943; Green Bay 1944
 Wellman, Gary, WR, Houston 1992-94
 West, Pat, B, Cleveland-L.A. Rams 1944-48; Green Bay 1948
 West, Troy, S, Philadelphia 1987
 Wheeler, Chad, T, N.Y. Giants 2017-18
 White, Charles, RB, Cleveland 1980-84; L.A. Rams 1985-88
 White, LenDale, RB, Tennessee 2006-09; Denver 2010
 Whitney, Isaac, WR, Oakland 2017
 Williams, Brian, LB, Green Bay 1995-2000; Detroit 2001-02
 Williams, Damian, WR, Tennessee 2010, 2012-13; Miami 2014; St. Louis 2014
 Williams, Eric, LB, St. Louis 1977-82; L.A. Rams 1982-83; San Diego 1984
 Williams, John, B, Washington 1952-53; San Francisco 1954
 Williams, Kevin, WR, Baltimore 1981
 Williams, Kyle, T, Seattle 2008-09
 Williams, Leonard, DL, N.Y. Jets 2015-18
 Williams, Mike, WR, Detroit 2005-06; Oakland 2007; Tennessee 2007; Seattle 2010-11
 Williams, Thomas, LB, Jacksonville 2008; New England 2009; Buffalo 2010; Carolina 2010-11
 Willig, Matt, T-G, N.Y. Jets 1993-96; Atlanta 1997; Green Bay 1998; San Francisco 2000-02; Carolina 2003-04; St. Louis 2005
 Wilson, Ben, RB, L.A. Rams 1963-65; Green Bay 1967
 Winans, Jeff, DT-T-G, Buffalo 1973-75; New Orleans 1976; Oakland 1976; Tampa Bay 1977-78
 Winslow, Bob, E, Brooklyn 1940; Detroit 1940
 Winston, Lloyd, RB, San Francisco 1962-63
 Wojcik, Greg, DT, L.A. Rams 1971; San Diego 1972-73
 Wood, Richard, LB, N.Y. Jets 1975; Tampa Bay 1976-84
 Wood, Willie, DB, Green Bay 1960-71
 Woods, Antwaun, NT, Tennessee 2016; Dallas 2018
 Woods, Robert, WR, Buffalo 2013-16; L.A. Rams 2017-18
 Wright, Manuel, DT, Miami 2005; N.Y. Giants 2007
 Wright, Shareece, CB, San Diego 2011-14; San Francisco 2015; Baltimore 2015-16; Buffalo 2017; Houston 2018

- Y -

Yary, Ron, T, Minnesota 1968-82; L.A. Rams 1982
 Young, Adrian, LB, Philadelphia 1968-72; Detroit 1972; Chicago 1973
 Young, Charles, TE, Philadelphia 1973-76; L.A. Rams, 1977-79; San Francisco 1980-82; Seattle 1983-85

Trojans in Pro Football Hall of Fame

| PLAYERS (YRS. LETTERED) | YEAR INDUCT. | POS. | PRO TEAMS |
|---|-----------------|---------|---|
| Marcus Allen (1978-79-80-81) | 2003 | RB | Los Angeles Raiders, 1982-92 Kansas City Chiefs, 1993-97 |
| Red Badgro (1924-25-26) | 1981 | E | New York Yankees, 1927 New York Giants, 1930-35 Brooklyn Dodgers, 1936 |
| Frank Gifford (1949-50-51) | 1977 | B | New York Giants, 1952-60, 1962-64 |
| Ronnie Lott (1977-78-79-80) | 2000 | DB | San Francisco 49ers, 1981-90 Los Angeles Raiders, 1991-92 New York Jets, 1993-94 Kansas City Chiefs, 1995 |
| Bruce Matthews (1980-81-82) | 2007 | OG-DT-C | Houston Oilers/Tennessee Titans, 1983-2001 |
| Ron Mix (1957-58-59) | 1979 | OT | San Diego Chargers, 1960-69 Oakland Raiders, 1971 |
| Anthony Muñoz (1976-77-78-79) | 1998 | OT | Cincinnati Bengals, 1980-92 |
| Junior Seau (1988-89) | 2015 | LB | San Diego Chargers, 1990-2002 Miami Dolphins, 2003-05 New England Patriots, 2006-09 Buffalo Bills, 1969-77 |
| O.J. Simpson (1967-68) | 1985 | RB | San Francisco 49ers, 1978-79 Pittsburgh Steelers, 1974-82 |
| Lynn Swann (1971-72-73) | 2001 | WR | |
| Willie Wood (1957-58-59) | 1989 | DB | Green Bay Packers, 1960-71 |
| Ron Yary (1965-66-67) | 2001 | OT | Minnesota Vikings, 1968-82 Los Angeles Rams, 1982 |
| ASSISTANT COACHES (YRS. COACHED) | | | |
| Al Davis (1957-59) | 1992 | Owner | Oakland-Los Angeles Raiders |
| Joe Gibbs (1969-70) | 1996 | Coach | Washington Redskins |
| Mel Hein (1951-65) | 1963 | C | New York Giants, 1931-45 |





TROJANS IN THE NFL DRAFT

Listing includes NFL drafts from 1936-2019 (which followed the 1935-2018 collegiate seasons). From 1960-1966, both the NFL and AFL had drafts and this listing includes both drafts because the AFL later merged with the NFL. (F) indicates "future selection," based on an old NFL rule prior to 1967 in which a player could be chosen if his class had graduated, even if he hadn't completed his eligibility (he could be drafted after his fourth year and his rights would remain with the team which selected him even if he didn't sign for a year). The AFL held a separate "redshirt" (or futures) draft in 1965-1966 and it is also included in this listing.

First round draft picks are listed in CAPITAL LETTERS. The "overall draft selection" figures were not available for the 1960 AFL draft or the 1965 and 1966 AFL Redshirt drafts, however players are listed in correct order of selection in those years (also, no round-by-round records were available for the 1960 AFL draft). The positions listed are those projected by the pros at the time of selection.

List compiled with the assistance of Beau Riffenburgh, NFL Properties.

| Round | Player | Pos. | Team | Overall Draft Selection |
|---|------------------------|------|------------------|-------------------------|
| 1937--1 | | | | |
| 10 | Gil Kuhn | T | Brooklyn Dodgers | 93 |
| 1939--4 | | | | |
| 10 | Ray George | T | Lions | 87 |
| 14 | Bob Hoffman | B | Redskins | 128 |
| 18 | Boyd Morgan | B | Redskins | 168 |
| 19 | Amerigo (Tony) Tonelli | B | Lions | 177 |
| (Note: Hoffman's selection was later declared void because he still had eligibility remaining. However, he was picked again by the Redskins in 1940.) | | | | |
| 1940--9 | | | | |
| 1 | DOYLE NAVE | B | Lions | 6 |
| 1 | GRENNY LANSDELL | B | Giants | 10 |
| 3 | Bill Fisk | E | Lions | 21 |
| 5 | Harry Smith | G | Lions | 36 |
| 7 | Bob Winslow | E | Lions | 56 |
| 9 | Bob Hoffman | B | Redskins | 78 |
| 11 | Howard Stoecker | T | Redskins | 98 |
| 12 | Phil Gaspar | T | Packers | 109 |
| 13 | Ambrose Schindler | B | Packers | 119 |
| 1941--4 | | | | |
| 7 | Al Krueger | E | Redskins | 60 |
| 9 | Ben Sohn | G | Giants | 76 |
| 11 | Bobby Peoples | B | Giants | 96 |
| 12 | Jack Banta | B | Redskins | 110 |
| 1942--2 | | | | |
| 1 | BOBBY ROBERTSON | B | Brooklyn Dodgers | 7 |
| 10 | Bob deLauer | T | Cleveland Rams | 82 |
| 1943--3 | | | | |
| 9 | Norm Verry | T | Packers | 78 |
| 17 | Ron Thomas | G | Packers | 158 |
| 20 | Bill Bledsoe | E | Brooklyn Dodgers | 183 |
| 1944--12 | | | | |
| 3 | Ralph Heywood | E | Lions | 19 |
| 3 | Earl Audet | T | Redskins | 23 |
| 6 | Mickey McCardle | B | Packers | 49 |
| 8 | Bob Musick | B | Boston Yanks | 76 |
| 12 | Earl Parsons | B | Eagles | 118 |
| 16 | Doug Essick | E | Brooklyn Dodgers | 155 |
| 16 | John Aguirre | T | Cleveland Rams | 163 |
| 18 | Don Willer | T | Brooklyn Dodgers | 177 |
| 19 | Howard Callanan | B | Brooklyn Dodgers | 188 |
| 20 | Paul Taylor | B | Bears | 205 |
| 23 | Dick Jamison | T | Bears | 238 |
| 25 | Dick Manning | B | Brooklyn Dodgers | 254 |
| 1945--9 | | | | |
| 1 | JIM HARDY | QB | Redskins | 8 |
| 15 | Eddie Saenz | B | Redskins | 150 |
| 18 | Quenton Klenk | T | Eagles | 184 |
| 23 | Wally Crittenden | B | Brooklyn Dodgers | 232 |
| 25 | Jerry Whitney | B | Brooklyn Dodgers | 255 |
| 27 | Hal Finney | B | Brooklyn Dodgers | 275 |
| 28 | Pat West | B | Cleveland Rams | 290 |
| 28 | Milford Dreblow | B | Redskins | 292 |
| 30 | Joe Wolf | C | Giants | 317 |
| 1946--10 | | | | |
| 1 | LED RIGGS | B | Eagles | 7 |
| 3 | Gordon Gray | E | Eagles | 23 |
| 6 | John Ferraro | T | Packers | 46 |
| 7 | Bob Hendren | T | Redskins | 59 |
| 8 | George Callanan | B | Redskins | 69 |
| 15 | Harry Adelman | E | Redskins | 139 |
| 18 | Bob Morris | B | Giants | 165 |
| 19 | Joe Bradford | C | Packers | 176 |
| 21 | John Pehar | T | Redskins | 199 |
| 29 | Jay Perrin | T | LA Rams | 280 |

| | | | | |
|-----------------|-------------------|----|-------------------|-----|
| 1947--4 | | | | |
| 5 | Gordon Gray | B | LA Rams | 33 |
| 6 | Mike Garzoni | G | Redskins | 39 |
| 16 | Jim Callanan | E | Packers | 141 |
| 17 | Don Hardy | E | LA Rams | 153 |
| 1948--5 | | | | |
| 9 | Don Doll | B | Lions | 67 |
| 10 | Paul Cleary | E | Lions | 77 |
| 21 | Dean Dill | B | Lions | 187 |
| 24 | Walt McCormick | C | Giants | 216 |
| 28 | George Schutte | T | Lions | 257 |
| 1949--4 | | | | |
| 13 | Ed Henke | T | Redskins | 128 |
| 20 | Ollie Fletcher | E | Redskins | 198 |
| 21 | Lou Futrell | B | Eagles | 211 |
| 22 | John Kordich | B | Packers | 214 |
| 1950--7 | | | | |
| 11 | Jay Roundy | B | Rams | 137 |
| 12 | Don Burke | B | 49ers | 153 |
| 20 | Jack Nix | E | 49ers | 257 |
| 23 | Jim Bird | T | Rams | 298 |
| 26 | Jim Powers | B | 49ers | 335 |
| 27 | Bill Martin | B | Eagles | 352 |
| 30 | Bob Stillwell | E | 49ers | 387 |
| 1951--5 | | | | |
| 10 | Paul Salata | E | Steelers | 118 |
| 11 | Bill Jessup | E | 49ers | 126 |
| 13 | Volney Peters | T | Chicago Cardinals | 151 |
| 16 | Hal Hatfield | E | Eagles | 188 |
| 26 | Johnny Williams | B | Redskins | 304 |
| 1952--5 | | | | |
| FRANK GIFFORD | | | | |
| 1 | Pat Cannamela | B | Giants | 11 |
| 11 | Pat Cannamela | G | Dallas Texans | 122 |
| 16 | Bob Hooks | E | Rams | 193 |
| 17 | Al Baldock | E | 49ers | 201 |
| 22 | Dean Schneider | B | New York Yanks | 254 |
| 1953--15 | | | | |
| 1 | AL CARMICHAEL | B | Packers | 7 |
| 2 | Jim Psaltis | B | Chicago Cardinals | 15 |
| 2 | Rudy Bukich | QB | Rams | 24 |
| 4 | Charlie Ane | T | Lions | 49 |
| 5 | Bob Van Doren | E | Browns | 59 |
| 6 | Jim Sears | B | Colts | 62 |
| 6 | Bob Peviani | G | Giants | 69 |
| 12 | Elmer Willhoite | G | Browns | 143 |
| 22 | Ed Pucci | G | Redskins | 256 |
| 26 | Walt Ashcraft | T | Redskins | 304 |
| 26 | George Bozanic | B | Packers | 307 |
| 27 | Lou Welsh | C | Rams | 324 |
| 28 | Bob Buckley | B | Redskins | 328 |
| 29 | Don Stillwell | E | 49ers | 345 |
| 30 | Al Barry | G | Packers | 355 |
| 1954--6 | | | | |
| 3 | George Timberlake | G | Packers | 27 |
| 3 | Tom Nickoloff | E | Rams | 32 |
| 7 | Charley Weeks | T | Rams | 82 |
| 11 | John Skocko | E | 49ers | 131 |
| 16 | Des Koch | B | Packers | 183 |
| 30 | Jim Gibson | T | Giants | 353 |
| 1955--7 | | | | |
| 2 | Lindon Crow | B | Chicago Cardinals | 14 |
| 4 | Ed Fouch | T | Rams | 43 |
| 5 | Mario DaRe | T | Chicago Cardinals | 50 |
| 5 | Aramis Dandoy | B | Browns | 61 |
| 7 | Frank Clayton | B | Rams | 79 |
| 25 | Frank Pavich | G | Eagles | 297 |
| 29 | Bing Bordier | E | Redskins | 340 |
| 1956--3 | | | | |
| 2 | Leon Clarke | E | Rams | 14 |
| 7 | Chuck Griffith | E | Browns | 85 |
| 9 | Gordy Duvall | B | Packers | 104 |
| 1957--5 | | | | |
| 1 | JON ARNETT | B | Rams | 2 |
| 5 | Dick Enright | G | Rams | 56 |
| 5 | Karl Rubke | C | 49ers | 57 |
| 8 | George Belotti | C | Packers | 87 |
| 27 | Frank Hall | B | Eagles | 314 |
| 1958--7 | | | | |
| 6 | Henry Schmidt | T | 49ers | 71 |
| 9 | Mike Henry | T | Steelers | 100 |
| 14 | C.R. Roberts | B | Giants | 166 |
| 17 | Walt Gurasich | G | Lions | 205 |
| 19 | Dick Dorsey | E | Rams | 224 |
| 26 | Hillard Hill | E | 49ers | 311 |
| 27 | Dick Bronson | T | Giants | 321 |



| | | | | |
|-----------------------------|-----------------|------|-------------------|-----|
| 1959--3 | | | | |
| 4 | Monte Clark | T | 49ers | 41 |
| 18 | John Seinturier | T | Steelers | 211 |
| 26 | Joe Chuha | C | Chicago Cardinals | 303 |
| 1960 NFL--5 | | | | |
| 1 | RON MIX | T | Colts | 10 |
| 6 | Al Bansavage | G | Colts | 71 |
| 7 | John Wilkins | T | Eagles | 81 |
| 17 | Jim Hanna | E | Bears | 201 |
| 20 | Angelo Coia | HB | Bears | 237 |
| 1960 AFL--8 | | | | |
| 1 | Ron Mix | T | Patriots | |
| | Jim Conroy | FB | Bills | |
| | Jim Hanna | E | Bills | |
| | Clark Holden | HB | Dallas Texans | |
| | John Wilkins | T | Broncos | |
| | Don Mattson | T | Oilers | |
| | Al Bansavage | G | Minneapolis | |
| | Angelo Coia | HB | New York Titans | |
| 1961 NFL--5 | | | | |
| 1 | MARLIN McKEEVER | LB | Rams | 4 |
| 4 | Dan Ficca | G | Eagles | 53 |
| 10 | Luther Hayes | E | Eagles | 140 |
| 13 | Mike McKeever | LB | Rams | 172 |
| 19 | Ben Charles | QB | Bears | 257 |
| 1961 AFL--4 | | | | |
| 3 | Marlin McKeever | E-LB | Chargers | 23 |
| 27 | Luther Hayes | E | Chargers | 215 |
| 29 | Dan Ficca | T | Chargers | 231 |
| 30 | Mike McKeever | G | Chargers | 239 |
| 1962 NFL--4 | | | | |
| 3 | Jim Bates | E | Bears | 32 |
| 5 (F) | Ben Wilson | FB | Rams | 68 |
| 6 | Mike Bundra | T | Lions | 80 |
| 12 | Marv Marinovich | T | Rams | 156 |
| 1962 AFL--4 | | | | |
| 6 | Frank Buncom | LB | Chargers | 48 |
| 14 | Jim Bates | HB-E | Chargers | 112 |
| 28 (F) | Ben Wilson | FB | Chargers | 224 |
| 34 (F) | Ben Charles | QB | Bills | 268 |
| 1963 NFL--2 | | | | |
| 10 | Bill Nelsen | QB | Steelers | 136 |
| 15 (F) | Lynn Reade | T | Browns | 205 |
| 1964 NFL--4 | | | | |
| 1 | PETE BEATHARD | QB | Lions | 5 |
| 2 | Hal Bedsole | E | Vikings | 19 |
| 3 | Willie Brown | B | Rams | 32 |
| 18 (F) | Theo Viltz | DB | Cowboys | 241 |
| 1964 AFL--5 | | | | |
| 1 | PETE BEATHARD | QB | Chiefs | 2 |
| 5 | Gary Kirner | T | Chargers | 40 |
| 6 | Willie Brown | B | Chargers | 48 |
| 8 | Hal Bedsole | E | Chiefs | 58 |
| 15 (F) | Mike Giers | T | Raiders | 119 |
| 1965 NFL--6 | | | | |
| 4 | Fred Hill | E | Eagles | 48 |
| 4 | Bob Svihus | T | Cowboys | 53 |
| 11 (F) | John Thomas | E | Vikings | 148 |
| 15 | Mike Giers | T | Giants | 197 |
| 17 (F) | Ed Blecksmith | B | Rams | 233 |
| 20 | Craig Fertig | QB | Steelers | 270 |
| 1965 AFL--2 | | | | |
| 3 | Bob Svihus | T | Raiders | 19 |
| 16 | Fred Hill | E | Raiders | 123 |
| 1965 AFL Redshirt--1 | | | | |
| 5 (F) | John Thomas | E | Chiefs | |
| 1966 NFL--7 | | | | |
| 2 | Mike Garrett | HB | Rams | 18 |
| 4 (F) | Rod Sherman | FL | Colts | 54 |
| 10 | Jeff Smith | LB | Giants | 151 |
| 13 (F) | Ed King | LB | Packers | 198 |
| 14 (F) | Denis Moore | T | Lions | 211 |
| 19 (F) | Homer Williams | FL | Rams | 277 |
| 19 | Dave Moton | E | Packers | 288 |
| 1966 AFL--1 | | | | |
| 20 | Mike Garrett | HB | Chiefs | 178 |
| 1966 AFL Redshirt--3 | | | | |
| 1 (F) | ROD SHERMAN | FL | Raiders | |
| 9 (F) | Ed King | LB | Bills | |
| 11 (F) | Denis Moore | T | Chiefs | |
| 1967--5 | | | | |
| 4 | Ray May | LB | Steelers | 89 |
| 5 | Don McCall | HB | Saints | 108 |
| 5 | Nate Shaw | DB | Rams | 122 |
| 10 | Jerry Hayhoe | G | Lions | 245 |
| 13 | Jim Homan | G | Steelers | 324 |

| | | | | |
|-----------------|------------------|----|-----------|-----|
| 1968--11 | | | | |
| 1 | RON YARY | T | Vikings | 1 |
| 1 | MIKE TAYLOR | T | Steelers | 10 |
| 1 | TIM ROSSDOVICH | DE | Eagles | 14 |
| 1 | MIKE HULL | RB | Bears | 16 |
| 1 | EARL McCULLOUGH | E | Lions | 24 |
| 3 | Adrian Young | LB | Eagles | 68 |
| 4 | Dennis Crane | DT | Redskins | 94 |
| 4 | Gary Magner | OT | Jets | 101 |
| 11 | Ralph Oliver | LB | Raiders | 298 |
| 17 | Steve Grady | RB | Broncos | 438 |
| 17 | Jim Ferguson | LB | Saints | 439 |
| 1969--8 | | | | |
| 1 | O.J. SIMPSON | RB | Bills | 1 |
| 1 | BOB KLEIN | TE | Rams | 21 |
| 5 | Bill Hayhoe | DT | Packers | 116 |
| 6 | Bob Miller | TE | Saints | 138 |
| 8 | Jim Lawrence | FL | Saints | 189 |
| 12 | Jack O'Malley | T | 49ers | 302 |
| 12 | Mike Battle | QB | Jets | 311 |
| 13 | Wilson Bowie | RB | Lions | 320 |
| 1970--9 | | | | |
| 1 | AL COWLINGS | DE | Bills | 5 |
| 1 | SID SMITH | T | Chiefs | 26 |
| 5 | Gary McArthur | T | 49ers | 113 |
| 6 | Sandy Durko | DB | Bengals | 138 |
| 6 | Tony Terry | DT | Lions | 149 |
| 7 | Gary Orcutt | WR | Falcons | 169 |
| 8 | Mike Holmgren | QB | Cardinals | 201 |
| 13 | Jim Gunn | DB | Bears | 314 |
| 17 | Don Crenshaw | DB | Rams | 438 |
| 1971--10 | | | | |
| 1 | MARV MONTGOMERY | T | Broncos | 12 |
| 1 | TODDY SMITH | DE | Cowboys | 25 |
| 2 | Charlie Weaver | LB | Lions | 48 |
| 3 | Sam Dickerson | WR | 49ers | 55 |
| 4 | Gerry Mullins | TE | Steelers | 86 |
| 4 | Clarence Davis | RB | Raiders | 97 |
| 6 | Greg Slough | LB | Raiders | 149 |
| 6 | Herman Franklin | WR | Lions | 152 |
| 7 | Bob Chandler | WR | Bills | 160 |
| 14 | Charles Evans | RB | Giants | 356 |
| 1972--6 | | | | |
| 2 | Willie Hall | LB | Saints | 31 |
| 2 | John Vella | T | Raiders | 43 |
| 7 | Alonzo Thomas | DB | Raiders | 176 |
| 17 | Lou Harris | RB | Broncos | 420 |
| 17 | Kent Carter | LB | Cardinals | 422 |
| 17 | Bill Holland | RB | Falcons | 431 |
| 1973--10 | | | | |
| 1 | CHARLIE YOUNG | TE | Eagles | 6 |
| 1 | SAM CUNNINGHAM | RB | Patriots | 11 |
| 1 | PETE ADAMS | T | Browns | 22 |
| 2 | Jeff Winans | DT | Bills | 32 |
| 4 | Allen Gallaher | T | Patriots | 82 |
| 5 | Edesel Garrison | WR | Oilers | 105 |
| 7 | John Grant | DE | Broncos | 166 |
| 8 | Mike Rae | QB | Raiders | 205 |
| 9 | Karl Lorch | DE | Dolphins | 234 |
| 17 | Michael Ryan | G | Raiders | 439 |
| 1974--9 | | | | |
| 1 | LYNN SWANN | WR | Steelers | 21 |
| 1 | STEVE RILEY | T | Vikings | 25 |
| 4 | Rod McNeill | RB | Saints | 88 |
| 6 | Booker Brown | G | Oilers | 154 |
| 8 | Monte Doris | LB | Packers | 194 |
| 9 | Manfred Moore | RB | 49ers | 216 |
| 12 | James Sims | DB | Giants | 288 |
| 12 | Artimus Parker | DB | Eagles | 297 |
| 15 | Charles Anthony | LB | Chargers | 366 |
| 1975--14 | | | | |
| 2 | Anthony Davis | RB | Jets | 37 |
| 2 | Charles Phillips | DB | Raiders | 45 |
| 2 | Bill Bain | G | Packers | 47 |
| 2 | Art Riley | DT | Vikings | 52 |
| 3 | Richard Wood | LB | Jets | 68 |
| 4 | Allen Carter | RB | Patriots | 86 |
| 7 | Jim Obradovich | TE | Giants | 158 |
| 7 | Pat Haden | QB | Rams | 176 |
| 10 | Otha Bradley | DT | Chargers | 242 |
| 11 | Marvin Cobb | DB | Bengals | 276 |
| 13 | Dale Mitchell | LB | 49ers | 322 |
| 16 | Steve Knutson | T | Falcons | 393 |
| 16 | Johnny McKay | WR | Browns | 394 |
| 16 | Bob McCaffrey | C | Packers | 400 |
| 1976--4 | | | | |
| 3 | Danny Reece | DB | Bengals | 69 |
| 8 | Joe Davis | G | Jets | 211 |
| 12 | Melvin Jackson | G | Packers | 328 |
| 16 | Doug Hogan | DB | Raiders | 454 |

TROJANS IN THE NFL DRAFT

1977--14

| | | | | |
|----|----------------|----|------------|-----|
| 1 | RICKY BELL | RB | Buccaneers | 1 |
| 1 | MARVIN POWELL | T | Jets | 4 |
| 1 | GARY JETER | DT | Giants | 5 |
| 2 | Dave Lewis | LB | Buccaneers | 29 |
| 5 | Shelton Diggs | WR | Falcons | 120 |
| 5 | Donnie Hickman | G | Rams | 130 |
| 6 | Vince Evans | QB | Bears | 140 |
| 6 | Mike Burns | DB | 49ers | 141 |
| 7 | Kenny Randle | WR | Browns | 173 |
| 7 | Ron Bush | DB | Chargers | 181 |
| 8 | Eric Williams | LB | Cardinals | 216 |
| 8 | Clint Strozier | DB | Vikings | 222 |
| 11 | Dave Farmer | RB | Falcons | 287 |
| 12 | Rod Martin | LB | Raiders | 317 |

1978--9

| | | | | |
|----|------------------|----|----------|-----|
| 1 | CLAY MATTHEWS | LB | Browns | 12 |
| 2 | Bill Gay | TE | Broncos | 55 |
| 5 | Rob Hertel | QB | Bengals | 131 |
| 7 | Ricky Odom | DB | Chiefs | 168 |
| 7 | Mario Celotto | LB | Bills | 171 |
| 8 | Mosi Tatupu | RB | Patriots | 215 |
| 11 | Walt Underwood | DE | Bears | 298 |
| 11 | Dennis Thurman | DB | Cowboys | 306 |
| 12 | John Schuhmacher | G | Oilers | 322 |

[Note: Rod Connors was chosen in the 1978 NFL supplemental draft by the 49ers.]

1979--8

| | | | | |
|---|----------------|----|----------|-----|
| 2 | Pat Howell | G | Falcons | 49 |
| 4 | Lynn Cain | RB | Falcons | 100 |
| 4 | Calvin Sweeney | WR | Steelers | 110 |
| 5 | Larry Braziel | DB | Colts | 115 |
| 5 | Rich Dimler | DT | Browns | 124 |
| 6 | Tim Lavender | DB | Cowboys | 155 |
| 8 | Carter Hartwig | DB | Oilers | 214 |
| 9 | Garry Cobb | LB | Cowboys | 247 |

1980--9

| | | | | |
|---|----------------|----|----------|-----|
| 1 | ANTHONY MUNOZ | T | Bengals | 3 |
| 1 | BRAD BUDDÉ | G | Chiefs | 11 |
| 1 | CHARLES WHITE | RB | Browns | 27 |
| 2 | Larry McGrew | LB | Patriots | 45 |
| 3 | Myron Lapka | DT | Giants | 64 |
| 4 | Raymond Butler | WR | Colts | 88 |
| 4 | Dennis Johnson | LB | Vikings | 92 |
| 4 | Paul McDonald | QB | Browns | 109 |
| 6 | Chris Foote | C | Colts | 144 |

[Note: Billy Mullins was chosen in the 1980 NFL supplemental draft by the Chargers.]

1981--9

| | | | | |
|----|-----------------|----|----------|-----|
| 1 | RONNIE LOTT | DB | 49ers | 8 |
| 1 | KEITH VAN HORNE | T | Bears | 11 |
| 1 | DENNIS SMITH | DB | Broncos | 15 |
| 3 | Hoby Brenner | TE | Saints | 71 |
| 7 | Kevin Williams | WR | Saints | 167 |
| 7 | Jeff Fisher | DB | Bears | 177 |
| 7 | Steve Busick | LB | Broncos | 181 |
| 9 | James Hunter | TE | Steelers | 239 |
| 12 | Eric Scoggins | LB | Colts | 315 |

1982--5

| | | | | |
|----|----------------|----|----------|-----|
| 1 | CHIP BANKS | LB | Browns | 3 |
| 1 | MARCUS ALLEN | RB | Raiders | 10 |
| 1 | ROY FOSTER | OG | Dolphins | 24 |
| 9 | Dennis Edwards | DT | Bills | 245 |
| 10 | Joe Turner | DB | Bears | 257 |

1983--11

| | | | | |
|----|----------------|----|------------|-----|
| 1 | BRUCE MATTHEWS | OG | Oilers | 9 |
| 1 | JOEY BROWNER | DB | Vikings | 19 |
| 1 | DON MOSEBAR | OT | Raiders | 26 |
| 3 | George Achica | NG | Colts | 57 |
| 4 | August Curley | LB | Lions | 94 |
| 4 | Kelly Thomas | OT | Buccaneers | 99 |
| 5 | Riki Gray | LB | 49ers | 117 |
| 5 | Byron Darby | LB | Eagles | 120 |
| 7 | Jeff Simmons | WR | Rams | 171 |
| 8 | Troy West | DB | Rams | 200 |
| 12 | John Harvey | DT | Packers | 327 |

1984--4

| | | | | |
|----|----------------|----|------------|-----|
| 2 | Keith Browner | LB | Buccaneers | 30 |
| 3 | Fred Cornwall | TE | Cowboys | 81 |
| 6 | Tony Slaton | C | Bills | 155 |
| 11 | Michael Harper | RB | Rams | 293 |

[Note: Malcolm Moore was chosen in the 1984 NFL supplemental draft by the Cowboys.]

1985--5

| | | | | |
|---|----------------|----|---------|-----|
| 1 | DUANE BICKETT | LB | Colts | 5 |
| 1 | KEN RUETTIGERS | OT | Packers | 7 |
| 3 | Jack Del Rio | LB | Saints | 68 |
| 5 | Brian Luft | DT | Jets | 124 |
| 9 | Mark Boyer | TE | Colts | 229 |

1986--9

| | | | | |
|----|-------------------|----|----------|-----|
| 1 | JAMES FITZPATRICK | OT | Chargers | 13 |
| 5 | Matt Koart | OT | Packers | 125 |
| 5 | Matt Johnson | DB | Chargers | 133 |
| 5 | Tony Colorito | NT | Broncos | 134 |
| 9 | Brent Moore | DT | Packers | 236 |
| 9 | Elbert Watts | DB | Rams | 243 |
| 9 | Zeph Lee | RB | Raiders | 246 |
| 10 | Joe Cormier | TE | Vikings | 259 |
| 10 | Garrett Breeland | LB | Rams | 273 |

1987--4

| | | | | |
|---|--------------|----|-----------|-----|
| 2 | Tim McDonald | DB | Cardinals | 34 |
| 2 | Jeff Bregel | OG | 49ers | 37 |
| 2 | Louis Brock | DB | Chargers | 53 |
| 8 | Ron Brown | LB | Chargers | 204 |

1988--2

| | | | | |
|---|---------------|----|---------|----|
| 1 | DAVE CADIGAN | OT | Jets | 8 |
| 2 | Marcus Cotton | LB | Falcons | 28 |

1989--5

| | | | | |
|----|------------------|----|----------|-----|
| 4 | Erik Affholter | WR | Redskins | 110 |
| 6 | Rodney Peete | QB | Lions | 141 |
| 7 | Chris Hale | DB | Bills | 193 |
| 8 | Paul Green | TE | Broncos | 208 |
| 12 | Derrell Marshall | OT | Bills | 332 |

1990--10

| | | | | |
|----|-----------------|----|----------|-----|
| 1 | JUNIOR SEAU | LB | Chargers | 5 |
| 1 | MARK CARRIER | DB | Bears | 6 |
| 2 | Dan Owens | DE | Lions | 35 |
| 3 | Tim Ryan | OT | Bears | 61 |
| 4 | Bill Schultz | DT | Colts | 94 |
| 5 | Leroy Holt | FB | Dolphins | 137 |
| 7 | Scott Galbraith | TE | Browns | 178 |
| 7 | Aaron Emanuel | TB | Giants | 191 |
| 8 | Brad Leggett | C | Broncos | 219 |
| 10 | Ernest Spears | DB | Saints | 267 |

[Note: Seau and Carrier were selected as juniors.]

1991--8

| | | | | |
|----|-----------------|----|------------|-----|
| 1 | PAT HARLOW | OT | Patriots | 11 |
| 1 | TODD MARINOVICH | QB | Raiders | 24 |
| 3 | Ricky Ervins | TB | Redskins | 76 |
| 5 | Gary Wellman | WR | Oilers | 129 |
| 7 | Mark Tucker | C | Falcons | 186 |
| 9 | Don Gibson | NT | Broncos | 227 |
| 10 | Pat O'Hara | QB | Buccaneers | 260 |
| 11 | Scott Ross | LB | Saints | 293 |

[Note: Marinovich was selected as a redshirt sophomore.]

1992--5

| | | | | |
|----|----------------|----|------------|-----|
| 2 | Kurt Barber | LB | Jets | 42 |
| 7 | Calvin Holmes | DB | Redskins | 196 |
| 8 | Scott Lockwood | RB | Patriots | 204 |
| 10 | Raoul Spears | RB | Dolphins | 267 |
| 11 | Mazio Royster | RB | Buccaneers | 284 |

[Note: Royster was selected as a junior.]

1993--3

| | | | | |
|---|--------------------|----|----------|-----|
| 1 | CURTIS CONWAY | WR | Bears | 7 |
| 4 | Travis Hannah | WR | Oilers | 102 |
| 8 | Lamont Hollinquest | LB | Redskins | 212 |

[Note: Conway was selected as a junior.]

1994--4

| | | | | |
|---|-----------------|----|----------|-----|
| 1 | WILLIE MCGINEST | DE | Patriots | 4 |
| 1 | JOHNNIE MORTON | WR | Lions | 21 |
| 2 | Jason Sehorn | DB | Giants | 59 |
| 4 | Bradford Banta | TE | Colts | 106 |

1995--6

| | | | | |
|---|----------------|----|----------|-----|
| 1 | TONY BOSELLI | OT | Jaguars | 2 |
| 3 | Brian Williams | LB | Packers | 73 |
| 4 | Rob Johnson | QB | Jaguars | 99 |
| 5 | Edward Hervey | WR | Cowboys | 166 |
| 6 | Jeff Kopp | LB | Dolphins | 194 |
| 7 | Cole Ford | PK | Steelers | 247 |

1996--6

| | | | | |
|---|-------------------|----|-----------|-----|
| 1 | KEYSHAWN JOHNSON | WR | Jets | 1 |
| 1 | JOHN MICHELS | T | Packers | 27 |
| 2 | Israel Ifeanyi | DE | 49ers | 46 |
| 3 | Johnny McWilliams | TE | Cardinals | 64 |
| 4 | Norberto Garrido | T | Panthers | 106 |
| 7 | Kyle Wachholtz | QB | Packers | 240 |

1997--4

| | | | | |
|---|-----------------|----|---------|-----|
| 1 | DARRELL RUSSELL | DT | Raiders | 2 |
| 2 | John Allred | TE | Bears | 38 |
| 7 | Matt Keneley | DT | Giants | 208 |
| 7 | Chris Miller | WR | Packers | 213 |

[Note: Russell was selected as a junior.]

1998--1

| | | | | |
|---|-------------|----|------------|----|
| 2 | Brian Kelly | DB | Buccaneers | 45 |
|---|-------------|----|------------|----|



1999--5

| | | | | |
|---|-------------------|----|---------|-----|
| 1 | CHRIS CLAIBORNE | LB | Lions | 9 |
| 3 | Daylon McCutcheon | DB | Browns | 62 |
| 4 | Larry Parker | WR | Chiefs | 108 |
| 6 | Rashad Cook | DB | Bears | 184 |
| 7 | Billy Miller | WR | Broncos | 218 |

[Note: Claiborne was selected as a junior.]

2000--5

| | | | | |
|---|-----------------|----|------------|-----|
| 1 | R. JAY SOWARD | WR | Jaguars | 29 |
| 2 | Travis Claridge | OT | Falcons | 37 |
| 5 | Windrell Hayes | WR | Jets | 143 |
| 5 | Chad Morton | RB | Saints | 166 |
| 6 | David Gibson | DB | Buccaneers | 193 |

2001--3

| | | | | |
|---|---------------|----|----------|-----|
| 4 | Markus Steele | LB | Cowboys | 122 |
| 5 | Zeke Moreno | LB | Chargers | 139 |
| 7 | Ennis Davis | OT | Saints | 221 |

2002--2

| | | | | |
|---|--------------|----|----------|-----|
| 3 | Kris Richard | DB | Seahawks | 85 |
| 6 | Chris Cash | DB | Lions | 175 |

2003--5

| | | | | |
|---|--------------------|----|----------|-----|
| 1 | CARSON PALMER | QB | Bengals | 1 |
| 1 | TROY POLAMALU | DB | Steelers | 16 |
| 3 | Justin Fargas | RB | Raiders | 96 |
| 6 | Kareem Kelly | WR | Saints | 203 |
| 7 | Malaefou MacKenzie | RB | Jaguars | 218 |

2004--4

| | | | | |
|---|---------------|----|----------|-----|
| 1 | KENECHI UDEZE | DE | Vikings | 20 |
| 2 | Jacob Rogers | OT | Cowboys | 52 |
| 2 | Keary Colbert | WR | Panthers | 62 |
| 4 | Will Poole | DB | Dolphins | 102 |

[Note: Udeze was selected as a junior; also, Mike Williams applied for the draft as a second-year sophomore based on a court ruling, but was not selected because of a stay on that ruling.]

2005--5

| | | | | |
|---|----------------|----|----------|-----|
| 1 | MIKE WILLIAMS | WR | Lions | 10 |
| 1 | MIKE PATTERSON | DT | Eagles | 31 |
| 2 | Shaun Cody | DT | Lions | 37 |
| 2 | Lofa Tatupu | LB | Seahawks | 45 |
| 7 | Matt Cassel | QB | Patriots | 230 |

[Note: Williams and Tatupu were selected as juniors; Williams sat out 2004 season while not NCAA eligible after signing with an agent; Manuel Wright was a fifth round selection by the Dolphins in the 2005 NFL supplemental draft as a sophomore.]

2006--11

| | | | | |
|---|-----------------|----|-----------|-----|
| 1 | REGGIE BUSH | TB | Saints | 2 |
| 1 | MATT LEINART | QB | Cardinals | 10 |
| 2 | Winston Justice | OT | Eagles | 39 |
| 2 | Taitusi Lutui | OG | Cardinals | 41 |
| 2 | LenDale White | TB | Titans | 45 |
| 3 | Frostee Rucker | DE | Bengals | 91 |
| 3 | Dominique Byrd | TE | Rams | 93 |
| 4 | Darnell Bing | DB | Raiders | 101 |
| 5 | David Kirtman | FB | Seahawks | 163 |
| 6 | LaJuan Ramsey | DT | Eagles | 204 |
| 7 | Fred Matua | OG | Lions | 217 |

[Note: Bush, Justice, White, Bing and Matua were selected as juniors.]

2007--5

| | | | | |
|---|----------------|----|----------|-----|
| 2 | Dwayne Jarrett | WR | Panthers | 45 |
| 2 | Steve Smith | WR | Giants | 51 |
| 2 | Ryan Kalil | C | Panthers | 59 |
| 5 | Dallas Sartz | LB | Redskins | 143 |
| 7 | Oscar Lua | LB | Patriots | 211 |

[Note: Jarrett was selected as a junior.]

2008--10

| | | | | |
|---|---------------------|----|----------|-----|
| 1 | SEDRICK ELLIS | DT | Saints | 7 |
| 1 | KEITH RIVERS | LB | Bengals | 9 |
| 1 | SAM BAKER | OT | Falcons | 21 |
| 1 | LAWRENCE JACKSON | DE | Seahawks | 28 |
| 2 | Chilo Rachal | OG | 49ers | 39 |
| 2 | Fred Davis | TE | Redskins | 48 |
| 2 | Terrell Thomas | CB | Giants | 63 |
| 5 | John David Booty | QB | Vikings | 137 |
| 5 | Thomas Williams | LB | Jaguars | 155 |
| 7 | Chauncey Washington | TB | Jaguars | 213 |

[Note: Rachal was selected as a junior.]

2009--11

| | | | | |
|---|----------------|----|------------|-----|
| 1 | MARK SANCHEZ | QB | Jets | 5 |
| 1 | BRIAN CUSHING | LB | Texans | 15 |
| 1 | CLAY MATTHEWS | LB | Packers | 26 |
| 2 | Rey Mauluga | LB | Bengals | 38 |
| 2 | Fili Moala | DT | Colts | 79 |
| 3 | Patrick Turner | WR | Dolphins | 87 |
| 4 | Kaluka Maiava | LB | Browns | 104 |
| 4 | Kyle Moore | DE | Buccaneers | 117 |
| 5 | David Buehler | PK | Cowboys | 172 |
| 6 | Cary Harris | CB | Bills | 183 |
| 6 | Kevin Ellison | S | Chargers | 189 |

[Note: Sanchez was selected as a junior.]

2010--7

| | | | | |
|---|-----------------|----|----------|-----|
| 2 | Taylor Mays | S | 49ers | 49 |
| 2 | Charles Brown | OT | Saints | 64 |
| 3 | Damian Williams | WR | Titans | 73 |
| 3 | Kevin Thomas | CB | Colts | 94 |
| 4 | Everson Griffen | DE | Vikings | 100 |
| 4 | Joe McKnight | TB | Jets | 112 |
| 6 | Anthony McCoy | TE | Seahawks | 185 |

[Note: Williams, Griffen and McKnight were selected as juniors.]

2011--9

| | | | | |
|---|-----------------|----|------------|-----|
| 1 | TYRON SMITH | OT | Cowboys | 9 |
| 3 | Jurrell Casey | DT | Titans | 77 |
| 3 | Shareece Wright | CB | Chargers | 89 |
| 4 | Jordan Cameron | TE | Browns | 102 |
| 6 | Ronald Johnson | WR | 49ers | 182 |
| 6 | Allen Bradford | RB | Buccaneers | 187 |
| 7 | Stanley Havili | RB | Eagles | 240 |
| 7 | David Ausberry | WR | Raiders | 241 |
| 7 | Malcolm Smith | LB | Seahawks | 242 |

[Note: T. Smith and Casey were selected as juniors.]

2012--3

| | | | | |
|---|---------------|----|---------|-----|
| 1 | MATT KALIL | OT | Vikings | 4 |
| 1 | NICK PERRY | DE | Packers | 28 |
| 4 | Rhett Ellison | FB | Vikings | 128 |

[Note: Kalil and Perry were selected as juniors.]

2013--4

| | | | | |
|---|---------------|----|--------|-----|
| 2 | Robert Woods | WR | Bills | 41 |
| 3 | T.J. McDonald | S | Rams | 71 |
| 4 | Matt Barkley | QB | Eagles | 98 |
| 4 | Khaled Holmes | C | Colts | 121 |

[Note: Woods was selected as a junior.]

2014--3

| | | | | |
|---|---------------|----|---------|-----|
| 2 | Marqise Lee | WR | Jaguars | 39 |
| 3 | Marcus Martin | C | 49ers | 70 |
| 5 | Devon Kennard | LB | Giants | 174 |

[Note: Lee and Martin were selected as juniors.]

2015--6

| | | | | |
|---|------------------|----|---------|-----|
| 1 | LEONARD WILLIAMS | DE | Jets | 6 |
| 1 | NELSON AGHOLOR | WR | Eagles | 20 |
| 4 | Josh Shaw | S | Bengals | 120 |
| 4 | Javorius Allen | RB | Ravens | 125 |
| 6 | Randall Telfer | TE | Browns | 198 |
| 7 | Hayes Pullard | LB | Browns | 219 |

[Note: Williams, Agholor and Allen were selected as juniors.]

2016--4

| | | | | |
|---|---------------|-----|----------|-----|
| 2 | Su'a Cravens | OLB | Redskins | 53 |
| 3 | Max Tuerk | C | Chargers | 66 |
| 3 | Cody Kessler | QB | Browns | 93 |
| 6 | Kevon Seymour | CB | Bills | 218 |

[Note: Cravens was selected as a junior.]

2017--5

| | | | | |
|---|---------------------|----|------------|-----|
| 1 | ADOREE' JACKSON | CB | Titans | 18 |
| 2 | JuJu Smith-Schuster | WR | Steelers | 62 |
| 4 | Zach Banner | OT | Colts | 137 |
| 6 | Leon McQuay III | S | Chiefs | 218 |
| 7 | Stevie Tu'ikolovatu | DT | Buccaneers | 223 |

[Note: Jackson and Smith-Schuster were selected as juniors.]

2018--4

| | | | | |
|---|-----------------|----|------------|----|
| 1 | SAM DARNOLD | QB | Jets | 3 |
| 2 | Ronald Jones II | RB | Buccaneers | 38 |
| 2 | Uchenna Nwosu | LB | Chargers | 48 |
| 3 | Rasheem Green | DE | Seahawks | 79 |

[Note: Darnold was selected as a redshirt sophomore, Jones and Green were selected as juniors.]

2019--4


| | | | | |
|---|------------------|-----|---------|-----|
| 3 | Chuma Edoga | OT | Jets | 92 |
| 4 | Iman Marshall | CB | Ravens | 127 |
| 5 | Marvell Tell III | S | Colts | 144 |
| 5 | Cameron Smith | ILB | Vikings | 162 |

Trojans in the Super Bowl


| | | | |
|--------------|--|----------------|---|
| 1967 (I) | Willie Wood (Green Bay) Mike Garrett (Kansas City) Pete Beathard (Kan. City) | 1990 (XXIV) | Ronnie Lott (San Francisco) Dennis Smith (Denver) Paul Green (Denver) |
| 1968 (II) | Willie Wood (Green Bay) Ben Wilson (Green Bay) Rod Sherman (Oakland) Bob Svihus (Oakland) | 1991 (XXV) | Lawrence McGrew (NY Giants) |
| 1969 (III) | None | 1992 (XXVI) | Ricky Ervins (Washington) Chris Hale (Buffalo) |
| 1970 (IV) | Mike Garrett (Kansas City) Ron Yary (Minnesota) Jim Vellone (Minnesota) | 1993 (XXVII) | Chris Hale (Buffalo) |
| 1971 (V) | Ray May (Baltimore) | 1994 (XXVIII) | Scott Galbraith (Dallas) |
| 1972 (VI) | Tody Smith (Dallas) | 1995 (XXIX) | Derrick Deese (San Fran.) Tim McDonald (San Fran.) Junior Seau (San Diego) |
| 1973 (VII) | Mike Hull (Washington) | 1996 (XXX) | Edward Hervey (Dallas) |
| 1974 (VIII) | Ron Yary (Minnesota) | 1997 (XXXI) | John Michels (Green Bay) Brian Williams (Green Bay) Lamont Hollinquest (G. Bay) |
| 1975 (IX) | Ron Yary (Minnesota) Steve Riley (Minnesota) Lynn Swann (Pittsburgh) Gerry Mullins (Pittsburgh) | 1998 (XXXII) | Willie McGinest (New Eng.) John Michels (Green Bay) Brian Williams (Green Bay) Lamont Hollinquest (G. Bay) |
| 1976 (X) | Lynn Swann (Pittsburgh), <i>Most Valuable Player</i> Gerry Mullins (Pittsburgh) | 1999 (XXXIII) | None |
| 1977 (XI) | Clarence Davis (Oakland) Willie Hall (Oakland) Manfred Moore (Oakland) Charles Phillips (Oakland) Mike Rae (Oakland) Alonzo Thomas (Oakland) John Vella (Oakland) Steve Riley (Minnesota) Ron Yary (Minnesota) | 2000 (XXXIV) | Bruce Matthews (Tenn.) Matt Willig (St. Louis) |
| 1978 (XII) | John Grant (Denver) | 2001 (XXXV) | Jason Sehorn (N.Y. Giants) |
| 1979 (XIII) | Gerry Mullins (Pittsburgh) Lynn Swann (Pittsburgh) Dennis Thurman (Dallas) Gerry Mullins (Pittsburgh) Lynn Swann (Pittsburgh) | 2002 (XXXVI) | Willie McGinest (New Eng.) |
| 1980 (XIV) | Bill Bain (L.A. Rams) Charle Young (L.A. Rams) | 2003 (XXXVII) | Keyshawn Johnson (T. Bay) Brian Kelly (Tampa Bay) Rob Johnson (Tampa Bay) |
| 1981 (XV) | Mario Celotto (Oakland) Bob Chandler (Oakland) Rod Martin (Oakland) Rob Hertel (Philadelphia) Charle Young (San Fran.) | 2004 (XXXVIII) | Rodney Peete (Carolina) Matt Willig (Carolina) Willie McGinest (New Eng.) Willie McGinest (New Eng.) |
| 1982 (XVI) | Ronnie Lott (San Francisco) Anthony Munoz (Cin.) | 2005 (XXXIX) | Troy Polamalu (Pittsburgh) |
| 1983 (XVII) | Roy Foster (Miami) | 2006 (XL) | Lofa Tatupu (Seattle) |
| 1984 (XVIII) | Marcus Allen (L.A. Raiders), <i>Most Valuable Player</i> Rod Martin (L.A. Raiders) Don Mosebar (L.A. Raiders) | 2007 (XLI) | None |
| 1985 (XIX) | Riki (Gray) Ellison (San Fran.) Ronnie Lott (San Francisco) Roy Foster (Miami) | 2008 (XLII) | Matt Cassel (New England) Junior Seau (New England) Steve Smith (N.Y. Giants) Manuel Wright (N.Y. Giants) |
| 1986 (XX) | Keith Van Horne (Chicago) Mosi Tatupu (New England) Larry McGrew (New Eng.) | 2009 (XLIII) | Troy Polamalu (Pittsburgh) Matt Leinart (Arizona) Taitusi Lutui (Arizona) |
| 1987 (XXI) | Tony Colorito (Denver) Dennis Smith (Denver) Dennis Smith (Denver) | 2010 (XLIV) | Reggie Bush (New Orleans) Sedrick Ellis (New Orleans) Fili Moala (Indianapolis) |
| 1988 (XXII) | Anthony Munoz (Cincinnati) | 2011 (XLV) | Clay Matthews (Green Bay) Troy Polamalu (Pittsburgh) |
| 1989 (XXIII) | Ronnie Lott (San Francisco) Riki (Gray) Ellison (San Fran.) | 2012 (XLVI) | None |
| | | 2013 (XLVII) | None |
| | | 2014 (XLVIII) | Michael Morgan (Seattle) Malcolm Smith (Seattle), <i>Most Valuable Player</i> Winston Justice (Denver) |
| | | 2015 (XLIX) | Michael Morgan (Seattle) Malcolm Smith (Seattle) Ryan Kalil (Panthers) |
| | | 2016 (50) | None |
| | | 2017 (LI) | Nelson Agholor (Eagles) |
| | | 2018 (LII) | Robert Woods (Rams) |
| | | 2019 (LIII) | Nickell Robey-Coleman (Rams) Justin Davis (Rams) |




CLAY MATTHEWS




CLAY MATTHEWS




BRIAN CUSHING




REY MAUALUGA




DARNELL BING




NELSON AGHOLOR



PAT CANNAMELA



MATT KALIL




TAYLOR MAYS



DWAYNE JARRETT



T.J. McDONALD



TAITUSI LUTUI

TROJAN TRIVIA



AFTER TIES – USC is 36-14-4 in games immediately following a tie. The Trojans have won the last 13 contests they played after a tie, dating to 1968.

ARTIFICIAL TURF – USC is 43-28-1 in its last 72 games on artificial turf (not including 3 wins vacated due to NCAA penalty; original record: 46-28-1).

AUGUST RECORD – USC has a 8-2 (.800) all-time record while playing in the month of August.

BIG TEN COMPETITION – USC has won 35 of its last 45 games (and 42 of its last 53) against Big Ten foes. USC has twice played 3 consecutive games against Big Ten teams: Northwestern in the 1996 Rose Bowl, then Penn State and Illinois in 1996, and Indiana in the 1968 Rose Bowl, then Minnesota and Northwestern in 1968. There have been 5 times (1962-68-72-76-89) when USC has faced 3 Big Ten teams during a single season, but not consecutively.

BCS BOWLS – USC made 5 BCS bowl appearances (2003 Orange, 2004 Rose, 2007 Rose, 2008 Rose, 2009 Rose) (not including 2 appearances--2005 Orange and 2006 Rose--vacated by NCAA penalty; original record: an unprecedented 7 consecutive BCS bowl appearances). USC's 5 overall BCS bowl trips tied for seventh most, behind Ohio State's 8, Oklahoma's 8, Florida State's 8, Florida's 7, Virginia Tech's 6 and Alabama's 6 (not including 2 appearances vacated by NCAA penalty; original record: 7 appearances, tied for fourth most; also, 1 Ohio State appearance vacated by NCAA penalty). USC's 5 BCS bowl victories tied with Ohio State for the most of any school (not including 1 win vacated due to NCAA penalty; original record: 6 victories, tied with Ohio State for most; also, 1 Ohio State win vacated by NCAA penalty).

BOUNCE BACK – USC has had back-to-back non-winning seasons just 13 times in its 125-year history, most recently in 2000 and 2001.

CHRISTMAS – USC has played 6 games on Christmas Day, going 3-3: in 1897 (18-0 loss at San Diego YMCA), 1907 (16-6 loss to Los Angeles High School), 1918 (10-0 win over Redlands), 1924 (20-7 post-season win over Missouri in the Christmas Festival), 1934 (33-7 win at Kamehameha High School Alumni) and 2001 (10-6 loss to Utah in the Las Vegas Bowl).

COACHING DEBUTS – USC is 17-10-1 when playing its first game under a new head coach (this includes each of the 2 coaching stints of both Dean Cromwell and John Robinson, as well as the debut by interim head coach Ed Orgeron and the pair of interim debuts and the fulltime debut by Clay Helton). Six consecutive head coaches--Paul Hackett (1998), Pete Carroll (2001), Lane Kiffin (2010), Orgeron (2013), Helton (2013) and Steve Sarkisian (2014)--each won their coaching debuts. USC's last 8 head coaches have won their Coliseum debuts (Larry Smith, John Robinson redux, Hackett, Carroll, Kiffin, Orgeron interim, Sarkisian, Helton interim).

COLD – USC is 12-11-1 in "cold weather" games (where the cold temperature had such an impact on the game that it was mentioned in the media's game recaps). The last time USC played a "cold weather" game was at Utah in 2016 (a 31-27 loss when it was 45 degrees at kickoff). The coldest game in USC history: 20 degrees in the snow at Notre Dame in 1957 (a 40-12 loss). The second coldest USC games were 29 degrees at the 1949, 1952 and 1959 Notre Dame games in South Bend and the 2013 Colorado road game.

DAY HOME GAMES – USC had only 1 home day game in 5 different seasons (1894, 1899, 1906, 2006 and 2010). There were also 2 neutral site day games in Los Angeles in 1906. In 1901, USC didn't play any home games. Since USC played its first night game at the Coliseum in 1944, there have been only 5 seasons that the Trojans started their season with 2 consecutive home day games (1947-49-51-2001-11, with 1949 starting with 3 in a row).

DECEMBER GAMES – USC has a 42-28-7 (.591) all-time record while playing in the month of December (not including 2 wins vacated due to NCAA penalty; original record: 44-28-7, .601).

DIAMONDS – USC has a 33-18-2 record since 1935 in stadiums in years that they also served as baseball fields. USC's most recent football games in such a stadium were the 2003 and 2005 Orange Bowls in Pro Player Stadium in Miami (beating Iowa and Oklahoma, respectively), 2005, 2010 and 2013 wins over Hawaii in Honolulu's Aloha Stadium (the Trojans also beat Hawaii there in 1978 and 1999 and lost to Auburn in the 1985 Aloha Bowl), a win over Boston College in the 2009 Emerald Bowl in AT&T Park (when both teams were on the same sideline because of the field configuration) and over California in 2011 in AT&T Park (the Bears played there that season while Memorial Stadium in Berkeley was being renovated), although the infield skin was covered with some form of grass for those games. (Note: The 2005 Orange Bowl and 2005 Hawaii wins were later vacated due to NCAA penalty.) During 1992 and 1993, USC played 4 games in stadiums with a baseball field: Troy opened 1992 in Jack Murphy Stadium in San Diego (tying San Diego State), then played in Anaheim Stadium in the 1992 Freedom Bowl (loss to Fresno State), 1993 Disneyland Pigskin Classic (loss to North Carolina) and 1993 Freedom Bowl (win over Utah). USC played 3 times in domed stadiums that doubled as baseball venues: beating Washington State in Seattle's Kingdome in 1976, Texas A&M in the 1977 Bluebonnet Bowl in Houston's Astrodome and Houston in the Astrodome in 1996. From 1958 to 1961, the Los Angeles Memorial Coliseum (Troy's home stadium) also was home to the Los Angeles Dodgers (USC was 13-11-1 there in that span). USC played 5 games in Portland's Multnomah Stadium after it was reconfigured to accommodate baseball in 1956, facing Oregon (losses in 1956 and 1958) and Oregon State (wins in 1959 and 1966 and a loss in 1957). USC also beat Army in New York City's Yankee Stadium in 1951 and lost to Navy in Baltimore's Memorial Stadium in 1950. USC posted a pair of 1935 wins in Honolulu Stadium (over Kamehameha High Alumni and Hawaii). In its early days, USC played a number of games on campus at Bovard Field, where the Trojans also played baseball (USC went 45-6-3 there from 1904 to 1923). USC also played several games at venues in Los Angeles that were primarily used for baseball: at Athletic Park (going 0-3-1 from 1895 to 1898), the first Washington Park/Chutes Park (0-1-1 in 1900), the second Washington Park (0-2 in 1915 and 0-1 in 1917) and Prager Park (4-2 in 1903).

DOMES – USC is 3-2 in domed stadiums, beating Washington State in Seattle's Kingdome in 1976, Texas A&M in the 1977 Bluebonnet Bowl in the Astrodome and Houston in the Astrodome in 1996, but losing in AT&T Stadium to Alabama in 2016 and to Ohio State in the 2017 Cotton Bowl.

EARLY BIRDS – USC's Aug. 25 opener in 1996 was the earliest its season opened in the modern era. (The earliest USC's season has ended was Nov. 13, 1909.) USC's latest season opener was Dec. 7, 1901 and its latest home opener was Dec. 14, 1918 (USC didn't play any home games in 1900 or 1901).

EARLY ENROLLEES – Sixty Trojans graduated a semester early from high school and enrolled at USC in the spring of their prep senior year: Jacob Rogers in 1999, Tom Malone and Brandon Hancock in 2002, Brandon Ting and Ryan Ting in 2003, Fred Davis in 2004, Michael Coleman and Kevin Ellison in 2005, Antwine Perez in 2006, Martin Coleman in 2007, Matt Meyer in 2008, Matt Barkley in 2009, Dillon Baxter and Kyle Prater in 2010, Andre Heidari, Cody Kessler, Peter McBride, Soma Vainuku and Max Wittek in 2011, Scott Starr and Chad Wheeler in 2012, Max Browne, Kenny Bigelow, Su'a Cravens, Justin Davis, Chris Hawkins and Leon McQuay III in 2013, Jordan Austin, Jalen Greene, Don Hill and Toa Lobendahn in 2014, Chuma Edoga, Roy Hemsley, Cameron Smith and Ricky Town in 2015, Oluwole Betiku, Matt Fink, Josh Imatorbhebe, Liam Jimmons, Michael Pittman Jr., C.J. Pollard and Nathan Smith in 2016, Taylor Katoa, Jack Sears, Marlon Tuipulotu and Andrew Vorhees in 2017, Justin Dedich, Talanoa Hufanga, Kana'i Mauga, Raymond Scott and Chase Williams in 2018 and Briton Allen, Ralen Goforth, Drake Jackson, Gino Quonones, Deon Slovis, Stanley Ta'ufu'ou, Max Williams and Jude Wolfe in 2019. Another Trojan--John David Booty (2003)--is believed to be the first football player to graduate a full year early from high school and enroll at a major Division I-A university; JT Daniels (2018) also did so.

EARLY KICKOFF – The 2016 USC home game against Utah State kicked off at 11 a.m., the earliest for a Trojan home game since at least the early 1950s. The 1998 USC home game against Purdue kicked off at 11:30 a.m. A home contest against Loyola in 1891 began at 9:30 a.m.

ESPN GAMEDAY – ESPN's popular College GameDay pre-game show has made 10 visits to USC (the Coliseum for the 2004 California and Notre Dame, 2005 UCLA, 2006 Nebraska and Notre Dame, 2008 Ohio State, 2010 Oregon, 2011 Stanford, 2012 Notre Dame games and McCarthy Quad on campus for the 2013 Stanford game). USC is 7-3 in those home games, including 1 win later vacated by NCAA penalty (the losses were to Oregon in 2010, Stanford in 2011 and Notre Dame in 2012). GameDay also has been at 14 USC road/neutral site games (1995 Notre Dame, 2004 Rose Bowl, 2005 Orange Bowl, 2005 Arizona State and Notre Dame, 2006 Rose Bowl, 2007 Rose Bowl, 2007 Nebraska, 2008 Rose Bowl, 2009 Rose Bowl, 2009 Ohio State and Oregon, 2016 Washington and 2017 Rose Bowl). USC is 11-3 in those road/neutral site games, including 2 wins and 1 loss later vacated by NCAA penalty (the losses were to Notre Dame in 1995, Texas in 2006 Rose Bowl and Oregon in 2009). Overall, USC has won 75.0% of the time that GameDay has been on site (18-6, including 3 wins and 1 loss later vacated by NCAA penalty).

5-POINT LOSSES – The 2001 season was the first time that USC lost 5 games all by 5 points or less.

4-POINT GAMES – The 2010 season was the first season that USC had 6 games decided by 4 points or less.

14-GAME SEASON – 2013 was USC's first season playing 14 games (it also occurred in 2015 and 2017). USC has played 13 games in a season 17 times.

FRIDAY GAMES – USC has played 10 Friday games since 1990: versus Syracuse in the 1990 Kickoff Classic in East Rutherford, N.J., versus Louisiana Tech in 1999 in the Coliseum, at Colorado in 2011, at Oregon State in 2013, at Colorado in 2015, at Utah in 2016, 3 times in 2017 (at Washington State, against Stanford in the Pac-12 Championship Game and against Ohio State in the Cotton Bowl) and versus Washington State in 2018 in the Coliseum. All were wins except the 2016 Utah and 2017 Washington State and Ohio State contests. In the 1950s and 1960s, USC played occasional Friday night games in the Coliseum when sharing the stadium with UCLA.

FRIDAY THE 13TH – USC played its first-ever game on a Friday the 13th when it won at Colorado, 27-24, on Nov. 13, 2015.

GOLDEN GRIDDERS – Two football lettermen have won Olympic gold medals: Fred Kelly (1914,15,16) in the high hurdles in the 1912 Games (he is USC's first gold medalist) and Ken Carpenter (1934,37) in the discus in the 1936 Games. Although 2-time gold medalist Quincy Watts (400 meters and 1600 meter relay in the 1992 Olympics) never lettered in football, he was a receiver on the 1990 Trojans (he didn't get into a game).

GOOD BYES – USC is 97-46-4 in all regular season games it has played following byes. Since 1955, the Trojans are 58-17-1 following byes (6 of those losses and the tie were to UCLA). (Not including 2 wins vacated due to NCAA penalty; original records: 99-46-4 overall, 60-17-1 since 1955.) USC had 3 regular-season byes in 1996, 2003, 2004 and 2005, the first time that had happened since 1935. For the first time since 1995, USC did not have a bye between any of its regular-season games in 2017.

GRID/HOOPS – USC is 11-7-1 against schools that won the NCAA men's basketball title the previous year.

HOLLYWOOD TROJANS – Among the USC footballers who gained fame on the silver screen are: John Wayne (a tackle in 1925-26 under his real name, Marion Morrison), Ward Bond (a 1928-30 letterman best known for his role in "Wagon Train"), Mike Henry (a tackle from 1956-58 played Tarzan), Marlin and Mike McKeever (the 1959 All-American twins were in several movies), Tim Rossovich (a 1967 All-American defensive end was in various movies), D.J. Simpson (the 1968 Heisman Trophy winner starred in TV and motion pictures), Anthony Davis (the 1974 All-American tailback was in movies), Patrick Muldoon (a walk-on tight end in the mid-1980s starred in soaps, including "Melrose Place," and films, including "Starship Trooper"), Brian Turk (a lineman in the late 1980s appeared in various TV sitcoms and commercials), Mazole Royster (the 1990-91 tailback was in TV commercials and shows), Shane Foley (the quarterback who lettered in 1989-90 was in TV commercials), Matt Willig (a 1988-91 lineman has been in TV, movies and commercials), Nick Pappas (the ex-USC player, assistant coach and assistant athletic director doubled for Pat O'Brien as Knute Rockne in the football scenes of "Knute Rockne -- All-American") and John Walker (a 2002-05 cornerback appeared on such TV shows as "E.R." and "7th Heaven" as a child). Also, Irvine "Cotton" Warburton (an All-American back in 1933) won an Oscar for film editing on "Mary Poppins," Aaron Rosenberg (a 2-time All-American guard in 1932-33) was a well-known TV and movie producer, Jess Hibbs (a 2-time All-American tackle in 1927-28) was a prominent film and TV director, Nate Barragar (1929 All-American lineman) and Russ Saunders (1927-28-29 fullback) were assistant directors, Mickey McCardle (a halfback in the 1940s) was a distinguished TV and movie director, and Ken Del Conte (a halfback in the early 1960s) was a producer. Allan Graf (an offensive guard in the early 1970s) is a stunt man and second unit director. Producers Hilton Green (a team manager) and Barney Rosenzweig (a Yell Leader) were associated with Trojan football.



HOME COMING – USC has a 63-27-4 record in its Homecoming games, dating back to the first such event in 1924 (not including 1 win vacated due to NCAA penalty; original record: 64-27-4).

HOME JERSEYS – USC wore its home cardinal jerseys for the 2000 Kickoff Classic against Penn State (even though Troy was the visiting team) and for its 1999 game at Hawaii (at the request of the Rainbows). Before that, the last time USC wore cardinal in an opponent's stadium was against UCLA in the Rose Bowl in 1982. By the way, the last time USC wore its road white jerseys at the Coliseum was the 1960 Georgia game, because the Bulldogs only had red jerseys then (USC also wore white jerseys at home on a regular basis during the 1930s).

HOME JERSEYS VS. UCLA – For the first time since 1982, both USC and UCLA wore home jerseys in the 2008 crosstown rivalry game (it was UCLA's home game in the Rose Bowl). Per an NCAA football-playing rule, because the Trojans were not in their white road jerseys, they were charged with a timeout at the opening kickoff. UCLA responded by calling a timeout immediately after to even things up. The teams again both wore home jerseys in 2009 (that rule was repealed, so there was no consequence). The tradition of USC in its cardinal jerseys and UCLA in its blue jerseys, regardless of whose home game it was, went on from 1949 to 1951 and then 1957 through 1982 before an NCAA football rules change required the visiting team to wear white. That rule was no longer in effect beginning in 2009, so USC again wore its home jerseys in the 2010, 2012, 2014, 2016 and 2018 UCLA games in the Rose Bowl.

IMPROVEMENT – USC's best one-season improvement of its record was +6, as the 1962 national champion Trojans went from 4-5-1 in 1961 to 11-0.

IN FLORIDA – USC lost its first 4 games in Florida before beating Iowa in the 2003 Orange Bowl in Miami.

IRISH REBOUNDS – USC is 8-12-1 versus Notre Dame when Troy was coming off a loss to UCLA. The wins were 1950-55-70-80-82-96-98-2014, the losses were 1946-51-53-54-57-59-66-84-86-92-2012-18, and the tie was 1994.

JANUARY RECORD – USC has a 33-11 (.750) all-time record while playing in the month of January, including 27-10 in January bowls (not including 1 win and 1 loss vacated due to NCAA penalty; original record: 34-12, .739 overall and 28-11 in bowls).

JERSEY NAMES – USC is the only FBS school never to have surnames on the back of its jerseys.

LABOR DAY – USC is 1-4 on Labor Day, with the win coming in its most recent Labor Day contest (2002 versus Auburn).

LAST SECOND LOSSES – The 2001 season was the first time that USC lost 2 games in the final 12 seconds (it happened again in 2014, this time in the final 8 seconds). The 2010 season was the first time that USC lost 2 games (to Washington and Stanford back to back, no less) on the final play of regulation.

MONDAY NIGHT FOOTBALL – USC is 18-12 in games on Monday, including 3-2 in Monday games at night. Troy is just 4-8 in regular season Monday games. USC's last Monday game was a 52-49 win over Penn State in the 2017 Rose Bowl and its last regular season Monday game was a 24-17 win over Auburn at home in 2002 (it was a night game).

ND COACHES – USC is 5-3 in games versus a Notre Dame coach in the final regular-season game of his Irish career, with the Trojan wins coming in the past 5 such occasions (2004 with Tyrone Willingham, 1996 with Lou Holtz, 1980 with Dan Devine, 1974 with Ara Parseghian and 1962 with Joe Kuharich).

NEUTRAL SITE GAMES – USC once had 4 consecutive neutral site games, all in 1898, as well as 3 in a row in 1922 and 2015-16.

NEW LEAGUES – USC is 4-1 the first time it has played a league game as a member of a new conference. The Trojans lost their first Pacific Coast Conference outing (12-0 to Cal in 1922 in the first football game played in the Rose Bowl stadium), then won their first time out as a member of the Athletic Association of Western Universities (22-15 at Washington in 1959), Pacific-8 Conference (27-24 at Stanford in 1968), Pacific-10 Conference (37-10 at Oregon in 1978) and Pac-12 Conference (23-14 versus Utah in 2011 at home).

NICKNAMES – Some notable Trojan nicknames: A.D. (Anthony Davis), Aircraft (Mark Carrier), Amblin' Amby (Ambrose Schindler), Antelope Al (Al Krueger), B-Boys (Pete Beathard, Hal Bedsole, Willie Brown, Ben Wilson), Bambi (Mike Hull), Batman (Richard Wood, Gidion Murrell), Bear (Byron Darby), Betto (Norberto Garrido), Biggie (Iman Marshall), BKU (Kenchi Udeze, as in Big Kenechi Udeze), Blackjack (Harry Smith), Bobble (Chris McFoy), Boodah (Olajuwon Tucker), The Bookend All-Americans (Duane Bickett and Jack Del Rio, both outside linebackers), Boomer (Nick Vanderboom, Peter Roepke), Buck (William Buchanan, Javorius Allen), Bug (Kevin Williams, 5-9 and 165 pounds), Bullet (Roy Baker), Butch (Walt Underwood, Kendall Nungesser), Butter (Ted Gorrell), Cadillac (Cleveland Colter), Cardiac Kids (1968 and 1969 teams), Champ (Melvin Simmons), Comet (Curtis Conway), Cotton (Irvine Warburton), Cotton Clubs (tackles for a loss by Marcus Cotton), Declainers (knockdown blocks by Dave Cadigan), Deuce (Taitusi Lutui), D. Hale (his first name is Donald), The Duck (Mike Garrett), EA (Palaie Gaoteote IV), End Around (Ray Sparling), Field Marshall (Marshall Duffield), Forrest Mozart (his real name), Frostee (Frostee Rucker, his real first name), Gazoo or Gnat (Ken Grace), Gloomy Gus (Coach Elmer Henderson), Gramps (Randy Tanner), Hobo (Howard Kincaid), Inky (Haskell Wotkins), Iron Mike (Mike Garrett), Izzy (Israel Ifeanyi), Jack Jack (Jack Jones), Jackhammers (tackles for a loss by Jack Del Rio), Jaguar Jon (Jon Arnett), J.J. (John Jackson), Jody (Joseph Lewis IV), Juice (D.J. Simpson), JuJu (John Smith-Schuster), Jupiter Ehrlich (his real name), Lojack (Lawrence Jackson), Lone Ranger (David Webb, who put a bar of grease paint across his eyes when playing), Loni (Hebron Fangupo), Mad Dog (Tim Lavin), Moody (Curtis McNeal), Mystic (Jim Powers), The Noblest Trojan of Them All (Morley Drury), Patch (Hershel Dennis), Peanut (Travon Patterson), Pie (Keyshawn Young, given the acronym for "Perfect In Everything" by his grandmother), Pinball Wizard (Ricky Ervins), President (Reggie Bush), Prince Hal (Hal Bedsole), Racehorse (Russ Saunders), Razor (Mike Battle), Red (Morris Badgro), Rojo (Ronald Johnson, Ronald Jones II), Rolls (Mazio Royster), Sam Bam (Sam Cunningham), Scissors (Windrell Hayes), Shakes (Jonathan Mosley, who has Tourette's syndrome), Slam (Sam Anno), Slinky (Marvin Pollard), Solo (Solomon Tuliaupupu), Speedy (Alcee Hart), Squeeze (John Kamana), Sugarbear (Charles Hinton), Sunny (Sunny Byrd, his real name), Sweet (Jim Musick), Sweet Peete (Rodney Peete), Tay (Raymond Brown), Tee (Artimus Parker), Tex (Michael Williams), The Thundering Herd (Coach Howard Jones' teams), Thunder and Lightning (Lendale White and Reggie Bush), Tiny (6-4, 330-pound Alatini Malu), Trapper (Travis Claridge), Tree (Charles Young), Turd (Pete Adams' dog, the unofficial mascot of the 1972 team), Turk (Derrill Marshall), Wild Bunch (1969 defensive line of Al Cowlings, Jimmy Gunn, Willard Scott, Tody Smith, Tony Terry, Charlie Weaver), Wild Bunch II (2003 defensive line of Kenechi Udeze, Shaun Cody, Mike Patterson, Omar Nazel), Woody (Robert Woods).

NIGHT TIME – USC's first night game (after 5 p.m.) was on Oct. 14, 1944 against St. Mary's Pre-Flight in Fresno. The first USC night game in the Coliseum was Oct. 23, 1944 versus Washington. USC's 10 night games in 2010 and 2017 are a school record. USC opened a season with 6 consecutive night games for the first time in 2015. USC is 175-64-4 (.728) at night, including 103-29-4 in the Coliseum, 57-28 on the road and 15-7 at neutral sites. (Does not include 5 wins and 1 loss vacated due to NCAA penalty; original record: 180-65-4, .731 overall, 106-29-4 in the Coliseum, 17-8 at neutral sites, USC had a school-record 32-game win streak at home at night from 1997 to 2010.) USC's most night foes: Oregon State (25), Washington State (16), Notre Dame (15).

NO. 1 – USC has a 54-5-2 (.900) record in games when ranked No. 1 by AP, including 4-0 in bowls (does not include 14 wins and 1 loss vacated due to NCAA penalty; original record: 68-6-2, .908 and 5-1 in bowls). USC has been ranked first in a weekly AP poll 91 times.

NOS. 35 AND 55 – In recent years, the No. 35 jersey was handed down to a "stereotypical" inside linebacker. The succession: Riki Gray (Ellison), Rex Moore, Scott Ross, Jeff Kopp, Taso Papadakis (Taso's brother, tailback Petros Papadakis, wore it from 1997 to 2000), Lee Webb (he also played fullback), Uona Kaveinga, Hayes Pullard and Cameron Smith (fullback Jody Adewale wore it 2005 to 2007, while punters Kris Albarado and Kyle Negrete shared it in 2011-12 and Albarado was in it in 2013 and 2014). The No. 55 went to the prototype outside or inside linebacker (Junior Seau, Willie McGinest, Israel Ifeanyi, Chris Claiborne, Markus Steele, Keith Rivers and Lamar Dawson).

NO FCS FOES – USC is among 3 NCAA FBS (Division I-A) schools that never played a FCS (non-Division I-A) opponent (since the divisions were formed in 1978). The others are USC's traditional foes: Notre Dame and UCLA.

NOVEMBER RECORD – USC has a 260-133-20 (.654) all-time record while playing in the month of November (not including 3 wins vacated due to NCAA penalty; original record: 263-133-20, .656).

OCTOBER RECORD – USC has a 309-121-19 (.709) all-time record while playing in the month of October (not including 5 wins vacated due to NCAA penalty; revised record: 314-121-19, .713).

O-LINE – There have been 36 first team All-American offensive linemen from USC since 1964 and 22 Trojan offensive linemen have been first round NFL draft picks since 1968.

OLYMPIC RECORD – USC is 199-62-10 (.753) in seasons that the Summer Olympics have been held. The Trojans won 4 national titles (1928, 1932, 1972, 2004) and played in 11 bowls (winning 8) during those Olympic seasons. (Does not include 2 wins-including 1 bowl appearance and 1 bowl win-vacated by NCAA penalty; original record: 201-62-10, .755.)

OLYMPIC STADIUMS – USC has played football in 3 stadiums that hosted Olympics' opening/closing ceremonies: Los Angeles Memorial Coliseum (1932 and 1984 Summer Games), Tokyo Olympic Stadium (1964 Summer Games) and Rice-Eccles Stadium in Salt Lake City (2002 Winter Games).

ONE GAME TURNAROUND – USC once had an 87-point turnaround from one game to the next. In 1985, the Trojans lost to Arizona State, 24-0, then came back the following game to defeat Oregon State, 63-0.

OPENERS – USC's record in all season openers is 93-24-8 (.776), with 36 shutout victories. In season openers at home, the Trojans are 65-16-7 (.776), while their record in season openers on the road is 28-8-1 (.770). (Does not include 1 win vacated due to NCAA penalty; original record: 94-24-8, .778 overall and 29-8-1 on the road, .776.)

In conference openers, USC is 68-23-5 (.734) and Troy has won 30 of its last 48 (and 43 of its last 62). In conference openers at home, the Trojans are 40-9-3 (.798). Their mark in conference openers on the road is 28-14-2 (.659), having won 23 of their last 36. (Does not include 1 win vacated due to NCAA penalty; original record: 69-23-5, .737 overall, 31 of 48, 44 of 62, and 29-14-2, .667 on the road, 24 of 36.)

The earliest USC has opened conference play since joining a league in 1922 was Sept. 3, 1994 against Washington.

USC's record for home openers is 97-19-7 (.817). In road openers, USC is 82-30-8 (.717). (Does not include 1 home and 1 road win vacated due to NCAA penalty; original record: 98-19-7, .819 at home, 83-30-8, .719 on the road.)

In games immediately following USC's 31 non-winning season openers, Troy is 21-7-4, including wins 14 of the past 15 times (dating to 1960).

USC is 21-1-3 in season openers immediately following a Rose Bowl win. **PAC-12 WINS** – In 1988, USC became the first Pac-12 team to win 8 conference games in a season. USC also had at least 8 league wins in 2008 and 2017 (not including 2004 and 2005, when 1 and 8 league victories respectively were vacated due to NCAA penalty).

POLYNESIANS – Among the Polynesians who have played at USC: George Achica, Pat Ah-Hing, Al Aliipule, Michael Alo, Charley Ane, Martin Coleman, Su'a Cravens, Juliano Falaniko, Josh Falu, Hebron Fangupo, Salo Faraimo, Josh Fata, Palaie Gaoteote IV, Paul Green, Harold Han, Stanley Havili, Arthur Hemingway, Talanoa Hufanaga, Jordan Iosefa, John Kamana, Kolomona Kapanui, Tayler Katoa, Uona Kaveinga, Gaylor Kuamoo, Chris Limahelu, Tiilini Livai, Toa Lobendahn, Karl Lorch, Taitusi Lutui, Malaefou MacKenzie, Faasea Mailo, Kaluka Maiava, Kaulana Makaula, Vavae Malepeai, Alatini Malu, Abe Markowitz, Osa Masina, Fred Matua, Rey Mauluga, Kana'i Mauga, Junior Moi, Johnny Naumu, Sol Naumu, Tausivi Nomura, Brandon Pili, Kennedy Pola, Isaiah Pola-Mao, Troy Polamalu, Junior Pomee, Junior Seau, JuJu Smith-Schuster, Viane Talamaiava, Lofa Tatupu, Mosi Tatupu, Stanley Ta'ufu'ou, J.R. Tavai, Travis To'fi, Jay Tufele, Maninoa Tufono, Titus Tuiasosopo, Stevie Tu'ikolovatu, Marlon Tuipulotu, Brian Tuliau, Solomon Tuliaupupu, Christian Tupou, Junior Utu, Soma Vainuku, Lenny Vandermade and Sirmione Vehikite.

POPULAR DAYS – Sept. 29, Oct. 24, Oct. 27, Nov. 7 and Nov. 10 are the most popular days in USC's regular season history, as the Trojans have played 18 games on both of those days (next most with 17 games each are Oct. 4, Oct. 10, Oct. 14, Oct. 15, Oct. 16, Oct. 30, Nov. 4 and Nov. 13). Jan. 1 is the all-time leader, with 33 USC games on that day.

PRESIDENTIAL PRECEDENT – Since 1929, USC has played in the Rose Bowl during the term of every U.S. President (beginning with Herbert Hoover) except Donald Trump.

PRESIDENTIAL RECORD – USC is 216-69-14 (.745) during presidential election years. The Trojans are 127-29-5 (.804) in years when Republicans won the White House and 89-40-9 (.678) when Democrats won. (Does not include 1 win vacated due to NCAA penalty; revised record: 217-69-14, .747 overall and 128-29-5, .806 with Republicans.) USC has won 4 national championships (1928-32-72-2004) during presidential election years.

PRO BASEBALL/FOOTBALL – Two Trojans have played both major league baseball and professional football. Morris "Red" Badgro played baseball with the Browns (1929-30) and football with the New York Yankees (1927), New York Giants (1930-35) and Brooklyn (1936). Rex Johnston was with Pittsburgh's baseball Pirates (1964) and football Steelers (1960).



RADIO – Live Los Angeles-area radio broadcasts of USC home football games apparently began in 1926, with the Stanford and Notre Dame games. Regular broadcasts of nearly all home games started in 1927 (with Bill Henry announcing on KHJ, Glen Rice on KNX, Bert Heller on KPLA and Carl Haverlin on KFI). Reports that USC's 1923 Rose Bowl game against Penn State was broadcast in L.A. (on KHJ) indicate the broadcast was a re-creation, not live.

RAIN – USC has a 23-23-2 record in games in which it rained during a major portion of the contest. USC's last rain game was versus Notre Dame at home in 2016 (USC won, 45-27).

RAIN OUT – The final 2:36 of USC's 1990 win (35-26) at Ohio State was suspended by the officials when a heavy thunder and lightning rainstorm hit.

SAN FRANCISCO – Although USC regularly plays in Palo Alto and Berkeley in the Bay Area, the Trojans have only played 4 games in San Francisco. The Trojans twice played in the city's Kezar Stadium (a 14-6 loss to Stanford in 1942 and a 34-0 win over USF in 1943) and twice in AT&T Park (a 24-13 win over Boston College in the 2009 Emerald Bowl and a 30-9 win over Cal in 2011 as the Bears played there that season while Memorial Stadium in Berkeley was being renovated).

SAME OPPONENT – USC has played the same opponent consecutively 8 times. On 3 occasions, it happened back-to-back in the same year: 1888 (Alliance AC), 1899 (Occidental) and 1902 (Santa Ana). The other 5 times occurred on a season finale and then the following season opener: 1893-94 (Cal Tech), 1900-01 (Pomona), 1907-08 (Los Angeles HS), 1916-17 (Arizona) and 2013-14 (Fresno State). Also, USC has played the same team twice in the same year, but not consecutively, on 12 occasions: 1898 (Los Angeles HS), 1907 (Los Angeles HS), 1921 (Sub Base), 1943 (both UCLA and California), 1944 (both UCLA and California), 1945 (both UCLA and California), 1987 (Michigan State), 2015 (Stanford) and 2017 (Stanford).

SAME STADIUM – USC's 1992 season finale and 1993 opener, both in Anaheim Stadium, marked the first time that Troy played 2 straight games in the same stadium (besides the Coliseum) since 1935, when it played Kamehameha High's Alumni and the University of Hawai'i in the same Honolulu location. In 1922, the Trojans played 3 straight games (versus Idaho, Washington and Penn State in the 1923 Rose Bowl) in what was then called Tournament of Roses Stadium. USC also played consecutive games in the Rose Bowl in 2006 (versus UCLA and the 2007 Rose Bowl against Michigan) and 2008 (versus UCLA and the 2009 Rose Bowl versus Penn State).

SEASON ENDERS – USC is 69-44-11 (.601) in all season finales (*does not include 1 win and 1 loss vacated due to NCAA penalty; original record: 70-45-11, .599*).

SELLOUT – USC's last home sellout was the 2013 Stanford game. In 2006, USC's 6 home sellouts, 10 regular-season sellouts and 11 season (including bowls) are all school records. USC's 10 consecutive home sellouts in 2005-06 (last 4 home games of 2005 and all 6 in 2006) is a school record.

SEPTEMBER RECORD – USC has a 184-51-8 (.774) all-time record while playing in the month of September (*does not include 3 wins vacated due to NCAA penalty; original record: 187-51-8, .776*).

7 DN ROAD – 2010 was the first season that USC played 7 games on the road in the opponents' home stadium. USC also played 7 regular-season games away from home 3 other times (1990-93-96), but 1 game in each of those seasons was at a neutral site.

SNOW – The last time USC played in snow was Nov. 30, 1957 at Notre Dame (the Irish won, 40-12). It was 20 degrees. The 1965 USC-Notre Dame game in South Bend was played in sleet and rain (the Irish won that one, 28-7).

STATE – 1998 was the first time that USC faced 4 consecutive "State" opponents (San Diego State, Oregon State, Florida State and Arizona State) in a season. Over a 2-year span, Troy also once played 4 "State" schools in a row, closing 1990 against Michigan State in the Hancock Bowl and then opening 1991 against Memphis State, Penn State and Arizona State. The 2011 season was the first since 1980 that USC played only 1 school with "State" in its name (Arizona State), and it occurred again in 2012 (Arizona State).

STREAK BUSTERS – USC has twice "busted" an opponent's 20-plus game winning streak: beating Tennessee in the 1940 Rose Bowl to end the Volunteers' 23-game streak and tying Notre Dame in 1948 to end the Irish's 21-game streak. Conversely, USC's school-record 34-game winning streak was stopped by Texas in the 2006 Rose Bowl (*14 wins and the loss during that streak were later vacated due to NCAA penalty*).

SUNDAY – USC has played only 4 games on a Sunday, going 2-2: the 1993 opener versus North Carolina in the Disneyland Pigskin Classic (USC lost, 31-9), the 1996 opener against Penn State in the Kickoff Classic (USC lost, 24-7), the 1998 opener versus Purdue in the Pigskin Classic (USC won, 27-17) and the 2000 opener versus Penn State in the Kickoff Classic (USC won 29-5).

SUPER FAN – The late Giles Pellerin viewed in person 797 consecutive USC football games, home and away, from 1926 to 1998. His late brothers Oliver (637 games) and Max (300-plus) also had impressive streaks.

3 FOR THE ROAD – 1992 was the first time that USC started a season with 3 road games (in 1918 Troy began with 1 at a neutral site and then 2 on the road, while in 1900 USC opened with 1 road game and then 2 at a neutral site).

3-POINT GAMES – The 2010 season was the first season that USC had 5 games decided by 3 points or less.

10-POINT LOSSES – The 1999 season was the first time that USC lost 6 games all by 10 points or less.

10-WIN SEASONS – USC has had 10 wins in a season 27 times, most recently in 2017.

THANKSGIVING – USC has played 20 times on Thanksgiving, the first 19 during the first 50 years of its football existence (1889-91-97-98-99-1900-06-14-15-16-17-19-20-22-26-30-32-36-38-2007). Only 3 times have the Trojans played a Thanksgiving game away from the Southern California area (in 1914 against Oregon State in Tacoma, Wash., in 1932 at Washington and in 2007 at Arizona State). USC has an 11-6-3 record on Thanksgiving.

1,000-YARD RUNNERS – USC has the fifth most 1,000-yard season runners (30), behind Central Michigan (37), Oklahoma (37), Nebraska (36) and Ohio State (34). Troy's last rusher to hit 1,000 yards was tailback Ronald Jones II (1,584) in 2017. USC's 61 1,000-yard career runners is fourth behind Oklahoma (75), Ohio State (68) and Nebraska (66).

THURSDAYS – USC has a 27-11-3 (.695) record on Thursday, including 11-6-3 on Thanksgiving. Ten of the Thursday games have been bowls (1924 Christmas Festival, 1948-53-70-2004-09 Rose, 1987 Citrus, 1993 Freedom, 1998 Sun, 2003 Orange), with Troy going 7-3. The 11 non-Thanksgiving/non-bowl Thursday games were wins against Oregon State (in Portland) in 1926, at Boston College in 1988, at Hawaii in 2010, at California (in AT&T Park) in 2011, at Utah in 2012, at Hawaii and home versus Arizona in 2013, home versus

California in 2014 and home versus California in 2016, and losses at Oregon State in 2008 and home to Washington in 2015. The 2013 Arizona game was USC's first non-Thanksgiving/non-bowl Thursday game in the Coliseum. USC has opened its season 4 times (1891, 1988, 2010, 2013) on a Thursday.

TOUGH STARTS – Before Paul Hackett won his Trojan debut in 1998, USC's previous 6 head coaches – Don Clark, John McKay, John Robinson (twice), Ted Tollner and Larry Smith – all failed to win their debut.

TRAVELOGUE – USC has played football in 34 states, plus Japan. In order of appearance, USC played in California, Washington, Utah, Arizona, Oregon, Idaho, Illinois, Indiana, Pennsylvania, Hawai'i, Ohio, Louisiana, Maryland, New York, Minnesota, Texas, Wisconsin, Michigan, Iowa, Colorado, Oklahoma, Florida, Nebraska, Alabama, Arkansas, Georgia, Tennessee, Missouri, South Carolina, Japan, Massachusetts, New Jersey, Nevada, Kansas and Virginia.

TRICK OR TREAT – USC is 7-6 in games played on Halloween.

TROJANS MIKESIDE – Numerous Trojan footballers have parlayed their playing days into a sports announcing career. Some of those who have been on national broadcasts: Frank Gifford, Lynn Swann, Pat Haden, Marcus Allen, Ronnie Lott, Sean Salisbury, D.J. Simpson, Tim Ryan, Tony Boselli. Those who have been on the local airwaves: Paul McDonald, Petros Papadakis, John Jackson, Mike Garrett, Anthony Munoz, Mike Lamb, Mark Carrier, Jeff Kopp, Jeremy Hogue, Brandon Hancock, Darrell Rideaux, David Newbury, Curtis Conway, Keyshawn Johnson, Shaun Cody, Matt Leinart, Dennis Thurman, Rodney Peete.

TROY – USC has had just 6 lettermen with the appropriate first name of Troy (Troy Garner, Troy Polamalu, Troy Richardson, Troy Van Blarcom, Troy West and Troy Winslow). Only Polamalu won All-American first team acclaim.

TURNAROUNDS – In USC's 126 seasons, the Trojans have lost 4 or more games 42 times. Following 9 of those 4-plus loss seasons, USC "turned it around" to win the Rose Bowl the next year (1938-43-62-67-72-76-78-84-16).

TV OUTLETS – USC has appeared live on 34 different television broadcasting outlets. The Trojans have won on the air of all but 3 of those outlets (KTLA, Innovative and a local Memphis station). USC has appeared on live national, regional or local telecasts 521 times.

21-14 – USC has played 1,242 football games in history and only twice--in 1951 when Troy went to Berkeley and snapped No. 1-ranked California's 38-game regular season unbeaten streak and in 2012 in an upset loss at Stanford--has the final score been a very football-like 21-14 (win or lose).

UCLA-ND – USC is 20-21-2 (.488) against UCLA in seasons when Troy's next game is against Notre Dame. Troy is 18-21-4 (.465) versus Notre Dame in games immediately following the Bruin game, including 10-8-2 when USC is coming off a win over UCLA, 8-12-1 when coming off a loss to the Bruins and 0-1-1 coming off a tie. Conversely, although USC has faced its two traditional rivals in the same season 81 times, it has played the Irish and then the Bruins back-to-back in that order only 5 times (1937, 2004, 2006, 2008 and 2010).

UCLA-ND SWEEP – USC has defeated both UCLA and Notre Dame in the same season 20 times, with 10 of those occasions occurring in back-to-back Bruin/Irish games (1938-56-62-64-72-74-76-2002-16), twice on consecutive Irish/Bruin games (2004-08) and the other 8 times (1967-79-81-2003-05-07-09-11) coming when the Irish game was in October and the Bruin contest in November/December (*2 of those UCLA wins--2004, 2005--were later vacated due to NCAA penalty*). In years that USC swept UCLA and Notre Dame and then played in a bowl, the Trojans are 14-2 in bowls (wins in the 1938-62-67-72-74-76-78-79-2002-03-07-08-09-16 seasons and the losses in 1981-2005; *does not include 1 win--2004--vacated due to NCAA penalty, revised record: 15-2*). USC has swept UCLA and Notre Dame in 4 consecutive seasons once (2002-05; *wins over UCLA in 2 of those years--2004, 2005--were later vacated due to NCAA penalty*).

UNDER 100 – Since 1946, there have been 8 seasons when USC did not allow any runner to rush for 100 yards (1951-56-59-61-63-72-82-2002).

UNRANKED AT 3-0/5-1 – Since the AP poll was first established in 1936, USC has started off its season with a 3-0 record 33 times. Troy was ranked by AP the week after each of those 3-0 starts (except 1936 and 1948 when AP polls were not issued those weeks). But only 4 times has a 3-0 USC team not been ranked in the AP Top 10: 1951 (14th), 1998 (18th), 2010 (20th) and 2011 (23rd). USC has started off with a 5-1 mark 18 times, but only once (2011) has it not been ranked by AP.

USC-UCLA BAY AREA – 2006 was the first time that USC (at Stanford) and UCLA (at California) played in the Bay Area on the same day (Nov. 4). It also happened on Oct. 3, 2009 (USC at Cal, UCLA at Stanford), Oct. 9, 2010 (USC at Stanford, UCLA at Cal) and Sept. 23, 2017 (USC at Cal, UCLA at Stanford).

VERSUS NO. 1 – USC is 7-13 all-time versus AP No. 1-ranked teams.

VERSUS RANKED TEAMS – The most AP-ranked teams USC has faced in a season is 9, in 2002. USC has 3 times faced 4 AP-ranked teams in a row in the same season, in 1952, 2002 and 2015 (once USC faced 5 straight ranked foes and on 2 other occasions Troy faced 4 consecutive ranked foes, but those were over a 2-season span: 2015-16, 1973-74 and 1988-89, respectively).

VERSUS UNRANKED TEAMS – Since the AP poll began in 1936, 1956 was the only time that USC went an entire season without playing a ranked team. Conversely, USC has gone through an entire season without earning an AP ranking only 5 times (1941, 1948, 1958, 1961 and 2001).

WILD BUNCH – Known as "The Wild Bunch," USC's stellar 1969 defensive line--coached by legendary assistant Marv Goux--consisted of ends Jimmy Gunn and Charles Weaver, tackles Al Cowlings and Tody Smith and middle guards Willard "Bubba" Scott and Tony Terry (he had a hamstring injury for much of the season and was not able to appear in the famed gunslinger photo). Cowlings dubbed the unit "The Wild Bunch"--after director Sam Peckinpah's hit 1969 Western movie of that name--for their reckless abandon and hard-nosed play. "The Wild Bunch" helped USC go 10-0-1, including a Rose Bowl win over Michigan. In the UCLA game, they sacked Dennis Dummit 10 times for losses of 75 yards. Playing in an era of powerful running games, "The Wild Bunch" allowed just 2.3 yards per carry. Gunn, Weaver and Cowlings each were All-American first teamers in their careers. Then, 34 years later, assistant coach Ed Orgeron's dominant 2003 defensive line--tackles Shaun Cody and Mike Patterson and ends Kenechi Udezue and Omar Nazel--was dubbed by the media as "The Wild Bunch II." They were instrumental in helping USC to its first national championship since 1978. They led a defense that finished first in the nation in rushing yards allowed per game (60.2) and per carry (1.84), both school records, as well as sacks (38.5) and tackles for loss (67). Only one runner gained 100 yards that season. Udezue, the national sack co-leader (16.5), was a consensus All-American first teamer.

WORLD CUP – USC has a 165-74-8 (.684) record in the 21 seasons when the World Cup was played. In those years, the Trojans went to 12 bowl games (including 7 Rose Bowls) and won 7 of them, plus they captured 7 conference titles and were named national champion 3 times.



USC ATHLETIC HALL OF FAME

1994 Inductees [Charter Class]

Jon Arnett (Football, Pre-1960)
 Clarence "Buster" Crabbe (Swimming)
 Rod Dedeaux (Coach)
 Braven Dyer (Media)
 Mike Garrett (Football, Post-1960)
 Al Geiberger (Golf)
 Frank Gifford (Football, Pre-1960)
 Marv Goux (Special Recognition)
 Howard Jones (Coach)
 Fred Lynn (Baseball)
 John McKay (Coach)
 Parry O'Brien (Track and Field)
 Bill Sharman (Basketball)
 D.J. Simpson (Football, Post-1960)
 Stan Smith (Tennis)
 Norman Topping (Special Recognition)

1995 Inductees

Marcus Allen (Football, Post-1960)
 Dean Cromwell (Coach)
 Morley Drury (Football, Pre-1960)
 John Ferraro (Football, Pre-1960)
 Mal Florence (Media)
 Jess Hill (Coach)
 Julie Kohl (Special Recognition)
 Ronnie Lott (Football, Post-1960)
 Marlin McKeever (Football, Pre-1960)
 Mike McKeever (Football, Pre-1960)
 Cheryl Miller (Basketball)
 Orv Mohler (Football, Pre-1960)
 Charles Paddock (Track and Field)
 Mel Patton (Track and Field)
 Giles Pellerin (Special Recognition)
 Erny Pinckert (Football, Pre-1960)
 Dennis Ralston (Tennis)
 Roy Saari (Swimming)
 Tom Seaver (Baseball)
 Gus Shaver (Football, Pre-1960)
 Dave Stockton (Golf)
 Brice Taylor (Football, Pre-1960)
 Irvine "Cotton" Warburton (Football, Pre-1960)
 Charles White (Football, Post-1960)

1997 Inductees

Johnny Baker (Football, Pre-1960)
 Ricky Bell (Football, Post-1960)
 Raymond "Tay" Brown (Football, Pre-1960)
 Peter Daland (Coach)
 Charlie Dumas (Track and Field)
 Arnold Eddy (Spirit Award)
 Ron Fairly (Baseball)
 Mort Kaer (Football, Pre-1960)
 Allan Malamud (Media)
 Ron Mix (Football, Post-1960)
 Jess Mortensen (Coach)
 John Naber (Swimming)
 Alex Olmedo (Tennis)
 Nick Pappas (Spirit Award)
 Aaron Rosenberg (Football, Pre-1960)
 Ambrose Schindler (Football, Pre-1960)
 Bob Seagren (Track and Field)
 Scott Simpson (Golf)
 Ernie Smith (Football, Pre-1960)
 Paul Westphal (Basketball)
 Ron Yary (Football, Post-1960)

1999 Inductees

Garrett Arbelbide (Football, Pre-1960)
 Jerry Buss (Spirit Award)
 Bob Chandler (Football, Post-1960)
 Cynthia Cooper (Basketball)
 Anthony Davis (Football, Post-1960)
 Homer Griffith (Football, Pre-1960)
 Jim Hardy (Football, Pre-1960)
 Jesse Hibbs (Football, Pre-1960)
 Gene Mako (Tennis)
 Mark McGwire (Baseball)
 Anthony Munoz (Football, Post-1960)
 Russ Saunders (Football, Pre-1960)
 Harry Smith (Football, Pre-1960)
 Craig Stadler (Golf)
 Francis Tappan (Football, Pre-1960)
 Harley Tinkham (Media)
 Jack Ward (Special Recognition)
 Vern Wolfe (Coach)
 Cynthia Woodhead (Kantzer) Brennan (Swimming)
 Frank Wykoff (Track and Field)
 Louis Zamperini (Track and Field)

2001 Inductees

Hal Bedsole (Football, Pre-1970)
 Bob Boyd (Coach)
 Brad Budde (Football, Post-1970)
 Don Buford (Baseball)
 Sam Cunningham (Football, Post-1970)
 Jack Davis (Track and Field)
 Craig Fertig (Spirit Award)
 Bruce Furniss (Swimming)
 Ray George (Howard Jones Memorial Award)
 Jimmy Gunn (Football, Pre-1970)
 Lee Guttero (Basketball)
 Alex Hannum (Basketball)
 Tom Kelly (Media)
 Lenny Krayzelburg (Spirit Award)
 Rick Leach (Tennis)
 Earle Meadows (Track and Field)
 John Rudometkin (Basketball)
 Makoto Sakamoto (Gymnastics)
 Bill Sefton (Track and Field)
 Bill Thom (Baseball)
 Steve Timmons (Volleyball)
 Ralph Vaughn (Basketball)

2003 Inductees

Nate Barragar (Football, Pre-1960)
 Ken Carpenter (Track and Field)
 Paul Cleary (Football, Pre-1960)
 Lillian Copeland (Track and Field)
 Howard Drew (Track and Field)
 Marshall Duffield (Football, Pre-1960)
 Debbie Green (Volleyball)
 Pat Haden (Football, Post-1960)
 John Hall (Media)
 Clarence "Bud" Houser (Track and Field)
 Fred Kelly (Track and Field)
 Steve Kemp (Baseball)
 Grenville "Grenny" Lansdell (Football, Pre-1960)
 Dallas Long (Track and Field)
 Dick Leach (Coach)
 Mike Nyeholt (Spirit Award)
 Carson Palmer (Football, Post-1960)
 Murray Rose (Swimming)
 Jim Sears (Football, Pre-1960)
 George Toley (Coach)
 Stan Williamson (Football, Pre-1960)
 Gwynn Wilson (Administrator)
 Don Winston (Special Recognition)
 Tex Winter (Basketball)
 Richard Wood (Football, Post-1960)

2005 Inductees

Dick Attlesley (Track and Field)
 Jack Beckner (Gymnastics)
 John Berardino (Baseball)
 Chuck Bittick (Swimming, Water Polo)
 Jim Brideweser (Baseball)
 Willie Brown (Football, Pre-1970, Baseball)
 Jeff Cravath (Coach, Football Pre-1970)
 Rich Dauer (Baseball)
 Ken Flower (Basketball)
 Bud Furillo (Media)
 Lou Galen (Spirit Award)
 Joe Gonzales (Baseball)
 Elmer "Gloomy Gus" Henderson (Coach)
 Wally Hood (Baseball)
 Willis O. Hunter (Administration)
 Sim Iness (Track and Field)
 Payton Jordan (Track and Field)
 Bruce Konopka (Baseball)
 Mike Larrabee (Track and Field)
 Lisa Leslie (Basketball)
 Katherine B. Loker (Spirit Award)
 Bob Lutz (Tennis)
 Bruce Matthews (Football, Post-1970)
 Clay Matthews (Football, Post-1970)
 Sam Randolph (Golf)
 Bill Seinoth (Baseball)
 Lynn Swann (Football, Post-1970)
 Hal Uerner (Baseball)
 Paula Weishoff (Volleyball)

2007 Inductees

Charley Ane (Football, Pre-1970, Baseball)
 Sam Barry (Coach)
 Joe Bottom (Swimming)
 Bud Bradley (Golf)
 Pat Cannamela (Football, Pre-1970)
 Mark Carrier (Football, Post-1970)
 Dusty Dvorak (Volleyball)
 Ed Hookstratten (Spirit Award, Baseball)
 Jack Hupp (Basketball)
 Manuel Laraneta (Football, Pre-1970, Basketball, Baseball)
 Matt Leinart (Football, Post-1970)
 Earl McCullouch (Football, Pre-1970, Track and Field)
 Pam McGee (Basketball)
 Paula McGee (Basketball)
 Rafael Osuna (Tennis)
 Paula Jean Myers Pope (Diving)
 C.R. Roberts (Football, Pre-1970, Track and Field)
 Gene Rock (Basketball)
 Loel Schrader (Media)
 Ron Severa (Water Polo, Swimming)
 Roy Smalley (Baseball)
 John Werhas (Baseball, Basketball)
 Angela Williams (Track and Field)
 Charles Young (Football, Post-1970)

2009 Inductees

John Abdun-Nur (Spirit Award)
 Rink Babka (Track & Field)
 Pete Beathard (Football, Pre-1970)
 Julie Bescos (Football, Pre-1970, Basketball, Baseball, Coach)
 Rex Cawley (Track & Field)
 Al Centofante (Spirit Award)
 Al Cowlings (Football, Pre-1970)
 Bob Falkenburg (Tennis)
 Sherman Finger (Golf)
 Tim Hovland (Volleyball)
 Lennox Miller (Track & Field)
 Bernice Orwig (Water Polo)
 Rodney Peete (Football, Post-1970, Baseball)
 John Robinson (Coach)
 Richard Saukko (Spirit Award)
 Junior Seau (Football, Post-1970)
 Mike Walden (Media)
 Dave Wharton (Swimming)
 Gus Williams (Basketball)
 Wally Wolf (Swimming, Water Polo)
 Stan Wood (Coach)
 Hank Workman (Baseball)

2012 Inductees

Art Bartner (Spirit Award)
 Lindsay Benko (Swimming)
 Steve Bisheff (Media)
 Tony Boselli (Football, Post-1970)
 Clarence Davis (Football, Pre-1970)
 Barbara Hallquist (Tennis)
 Barbara Hedges (Administration)
 Bob Hughes (Water Polo, Swimming)
 Wayne Hughes (Spirit Award)
 Bryan Ivie (Volleyball)
 Keyshawn Johnson (Football, Post-1970)
 Randy Johnson (Baseball)
 Jill McGill (Golf)
 Tina Thompson (Basketball)
 Forrest Twogood (Coach)
 Quincy Watts (Track and Field)
 Adrian Young (Football, Pre-1970)

2015 Inductees

Byron Black (Tennis)
 Pete Carroll (Football Coach)
 Jack Del Rio (Football/Baseball)
 John Hamilton (Spirit Award)
 Isabelle Harvey (Soccer)
 Joe Jares (Media)
 Jimmy Jones (Football)
 Dave Levy (Football coach)
 Harold Miner (Basketball)
 Aniko Pelle (Water Polo)
 Mark Prior (Baseball)
 Kristine Quance-Julian (Swimming)
 Don Quarrie (Track and Field)
 Jennifer Rosales (Golf)
 Tim Rossovich (Football)
 Bob Yoder (Volleyball Player/Coach)

2018 Inductees

Wayne Black (Tennis)
 Chris Claiborne (Football, Post-1970)
 Sam Clancy (Basketball)
 Kim Clark Jennings (Soccer/Basketball)
 Mike Gillespie (Baseball Player/Coach)
 J.K. McKay (Spirit Award)
 Ous Mellouli (Swimming)
 Mikaela Parmlid (Golf)
 Troy Polamalu (Football, Post-1970)
 April Ross (Volleyball)
 Felix Sanchez (Track and Field)
 Rod Sherman (Football, Pre-1970)
 Kevin Stadler (Golf)
 Tim Tesselone (Media)
 Traveler (Spirit Award)
 Charlie Weaver (Football, Pre-1970)
 Lauren Wenger Trapani (Water Polo)
 Barry Zito (Baseball)

[Note: The Hall of Famers are selected by a 100-member voting panel consisting of media, previous Hall of Famers, USC Athletics Board of Counselors and Trojan head coaches and athletic department senior staff. To be eligible, athletes generally must have completed their last season of eligibility at USC 10 years ago, except in certain circumstances.]





Los Angeles Memorial Coliseum

The Los Angeles Memorial Coliseum is one of the greatest and largest stadiums in America. In 2005, Sporting News named it among the nation's 40 best stadiums to experience college football. In 2014, StadiumJourney.com ranked USC football at the Coliseum as the nation's No. 3 stadium experience.

In 2019, the field was named as United Airlines Field at the Los Angeles Memorial Coliseum.

USC has played football in the Coliseum ever since the grand stadium was built in 1923. The Trojans played in the first varsity football game ever held there (beating Pomona College, 23-7, on Oct. 6, 1923). That game was preceded that day by the USC freshman team's 30-0 win over Santa Ana High.

Construction took less than 2 years, with ground breaking on Dec. 21, 1921, and work completed on May 1, 1923. Construction costs were \$800,000.

The Coliseum was the site of the 1932 Olympic Games and hosted the opening and closing ceremonies and track events of the 1984 Olympics. It has been home to many sports teams besides the Trojans, including UCLA football, Los Angeles Rams, Dons, Raiders, Express and Xtreme football, and Los Angeles Dodgers baseball (the Rams returned temporarily in 2016 for 3 seasons). The Coliseum has hosted various other events, from concerts and speeches to track meets and motorcycle races.

There have been 25 seasons--1923 to 1927, 1995 to 2000, 2002 to 2015--that USC was the stadium's sole football tenant.

USC took control of the management of the Coliseum in the summer of 2013, becoming responsible for the operation, maintenance and upgrading of the facility. USC was required to spend \$70 million over a 10-year period for enhancements and improvements to the Coliseum's infrastructure.

In October 2015, USC unveiled plans to renovate and restore the Coliseum, including building a new structure on the south side (with suites, loge boxes, club seats, a new concourse and new press box), replacing every seat with wider ones, increasing leg room, adding aisles and handrails, restoring the iconic peristyle, upgrading Wi-Fi, improving audio and video with two new large screens, adding concession stands and installing new lighting. Work began after the 2017 season and was completed for the 2019 home opener. The \$315 million renovation was privately funded by USC and preserved the Coliseum's historic nature. Improvements reduced 2019 seating capacity to 77,500 (it was at 78,467 in 2018 during the renovation).

Prior to the 1993 football season, the Coliseum underwent a \$15 million renovation. The floor was lowered 11 feet and the running track was removed to create a more intimate stadium. Fourteen new rows of seats (approximately 8,000 seats) were added down low, bringing fans closer to the playing field (the first rows of seats between the goalposts are no more than 54 feet from the sideline, instead of the previous 120 feet). The lockerrooms and public restrooms were also upgraded.

Southern California's January 1994 earthquake hit the Coliseum hard, requiring \$93 million of repairs. In the summer of 1995, a new \$6 million press box was constructed.

The Coliseum is located on 17 acres in Exposition Park, which also houses museums, gardens and soccer's Banc of California Stadium.



USC's Athletic Facilities

Heritage Hall, which sits in the middle of the USC campus, houses the University's athletic department and celebrates the glorious Trojan athletic heritage. USC has produced 453 Olympians, won 130 national team championships and had 53 NCAA Post-Graduate Scholarship recipients.

Originally 48,000 square feet and built for \$2.8 million, the 3-level brick and concrete colonnaded building opened in 1971. Heritage Hall was designed by Grillias, Savage and Alves of Santa Ana, Calif. Myers Brothers Construction Company, Inc., of Los Angeles was the general contractor. Initial construction began in Feb. 5, 1970. It was expanded three times--in 1984 (a 6,000-square foot addition to the weight room), in 1992 (a 13,500-square foot expansion that houses the Academic Resource Center) and in 1998 (a 3,000-square foot addition to the Jess Hill Weight Room)--before a \$35-million year-long renovation of the facility finished in early 2014. As part of that renovation, Heritage Hall's two-story Heisman Lobby was transformed into a state-of-the-art museum space featuring interactive displays. There also is a sports performance center, a broadcast studio, a lounge for Women of Troy student-athletes, a rowing ergometer room and an indoor golf driving area, plus new locker rooms, meeting rooms and equipment room and event space.

Directly west of Heritage Hall is the John McKay Center, a \$70 million, 110,000-square foot facility that opened in the summer of 2012. It houses meeting rooms, coaches offices and a locker room for the football program, as well as the Stevens Academic Center (which features tutoring, counseling, study and computer rooms for USC's student-athletes), a weight room, an athletic training room and a digital media production facility for all sports.

USC's swimming and water polo coaches are located in the nearby Uytensu Aquatics Center (formerly the McDonald's Swim Stadium, site of the 1984 Olympic swimming and diving events), which underwent a \$16-million renovation before re-opening in early 2014. It now includes a new stadium entrance, diving and dryland training areas, locker rooms, coaches' offices, meeting rooms, scoreboard, permanent seating and diving tower and pool deck (surrounding the Peter Daland Pool).

The baseball staff has offices at Dedeaux Field (the baseball stadium), the track and field staff has offices in the 3,000-seat Loker Stadium (which houses Cromwell Track and Field) and the men's and women's basketball and volleyball staffs have offices in the Galen Center.

Outside the northwest corner of Heritage Hall, the \$3-million Galen Dining Center--a popular sports-themed dining center--opened in early 1999.

The USC football team practices at nearby Howard Jones Field, which was expanded in the fall of 1998 to include Brian Kennedy Field. In early 1999, Goux's Gate--named after the late popular long-time former assistant coach Marv Goux--was erected at the entrance to the practice field.

The 10,258-seat, \$147-million on-campus Galen Center (and adjoining practice facility), completed in August of 2006, is the luxurious home to the Trojan basketball and volleyball teams, as well as various cultural events.

USC's other on-campus athletic facilities include Marks Tennis Stadium (renovated in 2016, highlighted by the Buntmann Family Tennis Center), McAlister Field (for soccer and lacrosse), Merle Norman Stadium (for beach volleyball), the 1,500-seat Lyon Center (a campus student recreation center that has hosted some Trojan intercollegiate events) and the Physical Education Building (housing the 500-seat North Gym).



HERITAGE HALL



McKAY CENTER



TROJAN SPIRIT

Traveler, USC's Mascot

Traveler, the noble white horse that appears at all USC home football games with a regal Trojan warrior astride, is one of the most famous college mascots.

Traveler first made an appearance at USC football games in 1961 (in the home opener versus Georgia Tech). Bob Jani, then USC's director of special events, and Eddie Tannenbaum, then a junior at USC, had spotted Richard Saukko riding his white horse, Traveler I, in the 1961 Rose Parade. They persuaded Saukko to ride his white horse around the Coliseum during USC games, serving as a mascot. Ever since, whenever USC scores, the band plays "Conquest" and Traveler gallops around the Coliseum.

Because of poor health, Saukko stopped riding after the 1988 season (he passed away in March of 1992). His successors have been Cass Dabbs, Rick Das, Tom Nolan, Ardesahir Radpour, Chuck O'Donnell (Saukko's stepson) and current rider Hector Aguilar (Dana Kanstul, Traveler's first female rider, rode some of the time in 2017). Patricia Saukko DeBernardi (Saukko's widow) was Traveler's owner and trainer until she retired following the 2002 season. She asked Joanne Asman to take over with her own Traveler in 2003 (she also trains and houses the horse for USC). She is president of Asman & Associates, an entertainment and event planning company in Burbank, Calif., and she has spent more than 30 years training and managing equestrian performers.

The current Trojan mascot is Traveler IX. Even though the breed of horse may have changed over the years – ranging from an Arabian/Tennessee Walker to a pure-bred Arabian to a Spanish Andalusian – Traveler's color has always remained pure white.

In the fall of 2004, the late USC alumnus Bill Tilley ('61) and his wife, Nadine, donated \$2 million to provide a permanent endowment to support Traveler. Bill was the Chairman and Chief Executive Officer of the Jacmar Companies, a multifaceted international restaurant and food service enterprise and majority owner of the highly successful B.J.'s Restaurant and Brewery. Nadine is an avid breeder of champion Andalusian horses. She hopes that a future Traveler will be bred at Tilley Andalusians at Fieldstone Farm in Hidden Valley near Thousand Oaks, now known as "The Home of Traveler."

Saukko first appeared on Traveler in the outfit that actor Charlton Heston wore in "Ben Hur." That proved to be too cumbersome, so Saukko crafted his own leather costume in 1962, modeled after the Tommy Trojan statue on the USC campus (that outfit is on display in Heritage Hall). But he still sometimes wore Heston's helmet. Interestingly, Saukko was once employed by Jim Crowley, one of Notre Dame's "Four Horsemen."

Legend has it that Heisman Trophy tailback O.J. Simpson decided to come to USC after seeing Traveler on a televised football game. And Trojan faithful swear the horse has an effect on the outcome of games.

"[Former USC coach] John McKay didn't want to admit that the horse had anything to do with his success," said Saukko, "but he'd always give me a wink when he saw me waiting in the Coliseum tunnel."

Added former USC All-American defensive back and assistant coach Nate Shaw: "The horse is one of the greatest inspirational devices USC has. It definitely got the adrenaline going when I was playing and I think it still has an effect on the players. When I was coaching against USC (at Oregon State), we hated to see that horse come down the tunnel because it got USC a little more pumped up."

Traveler not only appears at Trojan home football games (and even at some away games, including the 1995 and 2017 Cotton Bowls in Dallas and the 2005 Orange Bowl in Miami, the farthest Traveler has traveled), but also at other Trojan events, as well as at grade and high schools, charity functions and parades (including the past 48 Rose Parades). Traveler has also appeared on screen (including "The Asia Music Awards," "Road To El Dorado," "The Battle of the Gunfighter" and "Snowfire"), on stage (including in the Long Beach Ballet's "Nutcracker Ballet"), in commercials, in print (Vogue magazine) and at personal appearances with many celebrities (including Janet Jackson, Jamie Foxx, LeeAnne Rimes, Fabio and Fred Roggin).

Incidentally, Traveler I was not the first equine mascot for Troy. The first appearance of a white horse at a Trojan football game occurred as early as 1927, when Louis Shields began a four-year stint aboard a horse owned by a local banker. In 1948, band director Tommy Walker once had USC colors carried by a Trojan on a palomino. Then, before kickoff of the 1954 USC-Pittsburgh game, Arthur J. Gontier III, then a member of the Trojan Knights spirit group (subbing for another rider who backed out at the last moment), shakily rode a rented gray/white horse while donning a costume once worn by actor Jeff Chandler. A more accomplished rider, USC alum Bob Caswell, and his white horse, Rockazar, took over the following game and performed until retiring in 1959.

Besides these horses, USC once even had a canine mascot. A mutt named George Tirebiter I (famous for chasing cars through the USC campus) first appeared at football games in 1940. He survived a publicized dognapping by UCLA in 1947, but succumbed under the tires of an automobile in 1950. He was succeeded by George II for 3 years (1950-52), then George III for 1 year (1953) and finally George IV for 1 year (1957).

TRAVELER FUND

The Traveler Fund is used to make sure USC's mascot continues to be a prominent part of football games and other events. Whether it's \$5 or \$500, donations help to secure this special USC tradition for future generations of Trojans.

Donations should be made out to the "Traveler Fund" and sent to: USC Recreational Sports, LRC 101, Los Angeles, Calif. 90089-2500, (213) 740-8120.



TRAVELER

Tommy Trojan

In the center of the USC campus stands one of the most famous collegiate landmarks in the country: Tommy Trojan. Since being unveiled in 1930 for USC's 50th jubilee, the statue of the bronzed Trojan warrior has served not only as a popular meeting place on campus, but as a symbol of the university's fighting spirit.

Sculpted by Roger Noble Burnham (the idea for the statue was conceived by Harry Lee Martin and Dr. James D. McCoy), Tommy Trojan cost \$10,000 to build. A \$1 surcharge then on season football tickets helped pay for it.


The statue is a composite of many USC football players from the late 20s, most notably 1930 Rose Bowl Player of the Game Russ Saunders and All-American Erny Pinckert.

"Burnham made more than 100 oil paintings of various football players from our squad," said Saunders, "and from them he selected the paintings of Pinckert and me. We put in a lot of hours posing, and the result you see is my head, chest and shoulders. The rest is all Erny."

Inscribed on the statue's base is "THE TROJAN" and the university's seal, with the Latin motto "Palmas qui meruit ferat (Let him who deserves it bear away the palm)." Below the seal are inscribed the qualities of the ideal Trojan: "Faithful, Scholarly, Skillful, Courageous and Ambitious."

The tradition of Tommy Trojan being painted blue and gold by UCLA pranksters was first recorded in October of 1941. Since then, Tommy has been "hit" often, but now USC maintenance crews cover him with plastic and canvas for protection during the week of the annual USC-UCLA football game.

And Tommy's sword has been stolen so often that now, instead of replacing it each time with an expensive brass one, he is given a wooden one. By the way, where did he get the name Tommy? Of that, no one is sure!



TOMMY TROJAN





Victory Bell



VICTORY BELL

The winner of the annual USC-UCLA football game, perhaps America's greatest crosstown rivalry, is given year-long possession of the Victory Bell.

The 295-pound bell originally clanged from atop a Southern Pacific freight locomotive. It was given to UCLA in 1939 as a gift from the UCLA Alumni Association. For 2 seasons, cheerleaders rang the bell after each Bruin point.

At the opening game of UCLA's 1941 football season, 6 members of USC's Sigma Phi Epsilon fraternity infiltrated the UCLA rooting section. After the game, they helped Bruin students load the bell onto a waiting truck bound for Westwood. But then, one Trojan quietly removed the key to the truck, and while the Bruins went to get a replacement, the Trojans drove off with the bell.

The bell remained hidden for more than a year, first in the fraternity's basement, then in the Hollywood Hills, Santa Ana and other locations. At one point, it was even concealed beneath a haystack. Bruin students tried to locate the bell, but to no avail.

The controversy died down for a while, until a picture of the bell was printed in "The Wampus," a USC magazine. This re-ignited the rivalry, as students from UCLA retaliated by painting the Tommy Trojan statue at USC and then Trojan students burned USC initials on UCLA lawns. Police had to be called several times. The conflict got so out of hand that Dr. Rufus B. von KleinSmid, then USC's president, threatened to cancel the USC-UCLA game if any further disorders occurred.

On Nov. 12, 1942, the bell was wheeled in front of Tommy Trojan and the student body presidents of both schools – USC's Bill McKay and UCLA's Bill Farrer – signed an agreement stating that thereafter the annual winner of the Trojan-Bruin gridiron clash would keep the bell for the following year. In the case of a tie, the bell would be retained by the school that won the previous year's game. The USC Alumni Association later repaid the UCLA Alumni Association for half the cost of the bell.

At the time, the arrangement might have seemed like a bad deal for the Bruins, since they had yet to defeat USC. But that first year, 1942, UCLA beat USC, 14-7.

Since the bell became a trophy, its carriage has been painted cardinal 42 times while in USC's possession and blue 32 times while in UCLA's hold (there were 4 ties). *[Does not include 2 USC wins vacated due to NCAA penalty; original record: 44.]*

Although the Victory Bell is one of college football's most famous trophies, it is probably the least seen. For all but 2 days of the year, the bell sits in a warehouse or a vault. The universities only display the bell during the first 3 quarters of the USC-UCLA game and on the Monday following the game, when it is delivered to the winning school's campus. Then the Victory Bell, which gained its reputation from being hidden, goes back into hiding.

Crosstown Cup

To highlight the year-long all-sports competition between crosstown rivals USC and UCLA, the Crosstown Cup (formerly Gauntlet Trophy) has been awarded annually since 2001-02 to the school with the most successful athletic year against the other. Points are awarded to the winner of each Trojan-Bruin head-to-head contest and the Crosstown Cup is awarded to the school with the most points at year's end. USC has won the Crosstown Cup 11 times in the competition's 18 years, including a span of 5 consecutive years: 2001-02, 2003-04, 2005-06, 2007-08, 2008-09, 2009-10, 2010-11, 2011-12, 2013-14, 2015-16 and 2018-19.



Shillelagh



SHILLELAGH I



SHILLELAGH II

A jeweled shillelagh is passed between the annual winner of the USC-Notre Dame game, perhaps the finest intersectional rivalry in college football.

A shillelagh (pronounced "shuh-LAY-lee") is a Gaelic war club made of oak or blackthorn saplings from Ireland. Those are the only woods used because, it is said, they are the only ones tougher than an Irish skull.

The foot-long shillelagh has ruby-adorned Trojan heads with the year and game score representing USC victories, while emerald-studded shamrocks stand for Notre Dame wins. For tie games, a combined Trojan head/shamrock medallion is used. On the end of the club is engraved, "From the Emerald Isle." The victor of the Trojan-Irish game gains year-long possession of the trophy.

Upon its initial presentation in 1952 by the Notre Dame Alumni Club of Los Angeles, it was said that "this shillelagh will serve to symbolize in part the high tradition, the keen rivalry and above all the sincere respect which these two great universities have for each other."

The original shillelagh was flown from Ireland by Howard Hughes' pilot, according to legend. It was devised by the Notre Dame Alumni Club of Los Angeles, based on a suggestion by Vern Rickard. John Groen designed it. Although the shillelagh was introduced in 1952, the medallions go back to the start of the series in 1926.

When the original shillelagh ran out of space for the Trojan heads and shamrocks after the 1989 game, it was retired and is permanently displayed at Notre Dame.

A new shillelagh – slightly longer than the original – was commissioned by Jim Gillis, a former baseball player at both USC and Notre Dame and a one-time president of the Notre Dame Club of Los Angeles, and handcrafted in 1997 in County Leitrim, Ireland. It contains medallions beginning with the 1990 game.

There are now 48 shamrocks, 36 Trojan heads and 5 combined medallions on the shillelaghs. *[Does not include 1 USC win vacated due to NCAA penalty; original record: 37 Trojan heads.]*

Origin of USC's Nickname – Trojans

USC's nickname, "Trojans," originated in 1912. Up to that time the University of Southern California teams were called the Methodists or Wesleyans, nicknames which were not looked upon with favor by university officials.

So, Warren Bovard, director of athletics and son of university president Dr. George Bovard, asked Los Angeles Times sports editor Owen Bird to select an appropriate nickname.

"At this time, the athletes and coaches of the university were under terrific handicaps," recalled Bird. "They were facing teams that were bigger and better-equipped, yet they had splendid fighting spirit. The name 'Trojans' fitted them."

"I came out with an article [prior to a track and field showdown between USC and Occidental] in which I called attention to the fighting spirit of USC athletes and named them 'Trojans.' From then on, we used the term 'Trojan' all the time, and it stuck."

"The term 'Trojan' as applied to USC means to me that no matter what the situation, what the odds or what the conditions, the competition must be carried on to the end and those who strive must give all they have and never be weary in doing so."

USC commemorated the 100th anniversary of its Trojans nickname during the 2012 season.

Colors: Cardinal & Gold

Before 1895, the official color of USC was gold. The official color of the College of Liberal Arts was cardinal. The college had its own official color because it was the largest academic unit in the University. In 1895, both colors were adopted as USC's official colors.





TROJAN MARCHING BAND

The Trojan Marching Band – known as “The Spirit of Troy” – is the most dynamic and innovative collegiate band in the nation. Named among the 8 best marching bands in the country by USA Today, the band is one of USC’s most visible public relations tools and provides tireless support of USC athletic teams.

The band, established in 1880 and regarded as “Hollywood’s Band,” has played for 7 Presidents and appeared in numerous movies (including “Forrest Gump” and “The Naked Gun”), TV shows (including 3 times at the Academy Awards and with OutKast’s Andre 3000 at the 2004 Grammy Awards and Radiohead at the 2008 Grammys, plus on “Glee,” “American Idol,” “Dancing With The Stars,” “Scrubs,” “How I Met Your Mother,” “Las Vegas,” “L.A. Law,” “Hollywood Squares,” “Good Morning America,” MTV’s “Rock and Jock” and the “Tonight Show with Conan O’Brien”), commercials and magazines (including in Sports Illustrated’s Swimsuit issue). It recorded a song for the animated movie, “The Croods.” The band earned 2 platinum albums recording the title track of Fleetwood Mac’s 1979 album, “Tusk,” and was on the group’s live 1997 reunion album, “The Dance.” It played at the 2010 Coachella music festival with Coheed and Cambria. It has produced numerous albums of its own music (featuring the well-known “Tribute To Troy,” “Conquest” and “Fight On”).

Among the musicians who played in the band as students was Herb Alpert of the Tijuana Brass (in the cornet section). Appearing with the band as guest artists have been John Phillip Souza (in 1924), Henry Mancini, John Williams, Quincy Jones, Chuck Mangione, Leonard Bernstein, Diana Ross, Neil Diamond, John Wayne, Kenny Rogers, Tower of Power, George Clinton, KC & The Sunshine Band, System of a Down, WAR, Bozo the Clown (Larry Harmon), Slash and The Offspring’s Dexter Holland.

The band performs a new halftime show with precision drills, specially arranged music and dance routines at each home game. A typical football halftime show takes more than 100 hours to prepare. The band marches about 90 miles a year while traveling across the land supporting every USC team. In fact, it hasn’t missed a Trojan football game, at home or away, since 1987 (its full band trips to the Bay Area and Notre Dame are much anticipated). The band appears at more than 350 engagements each year, including at pro sporting events and major corporate and special events throughout Southern California.

Approximately 20 percent of its members are music majors, with almost every school and department represented among the balance. Now 300-plus members strong, the Trojan Marching Band has tripled in size since Dr. Arthur C. Bartner became its director in 1970. A graduate of Michigan, Bartner brought with him a creative approach and the unique, contemporary “drive-it” style of marching. Bartner, a member of USC’s Athletic Hall of Fame, celebrates his 50th football season at USC in 2019.

Bartner directed the 800-member 1984 Olympic All-American College Marching Band (with 125 USC bandsmen) at the Games’ opening and closing ceremonies. It was the second time the band was involved with the Olympics, as it formed the 10th Olympic Braid in the 1932 Los Angeles Games. The band has also performed at 4 Super Bowls, the 1988 World Series, the 1994 World Cup and the 2002 NHL All Star Weekend. Bartner has made 16 appearances with the Trojan Marching Band at the Rose Parade and Rose Bowl.

Bartner was also Director of Bands for the Japan Bowl in Tokyo and directed the All-American College Marching Band at Disneyland. During its summer vacations, the band travels the world as goodwill ambassadors of USC. In 1986, Bartner and 40 band members were part of the ceremonies of Liberty Weekend at the refurbished Statue of Liberty. In 1988, he brought the band to Australia to perform at festivities for that country’s bicentennial and at World Expo 88 (one of five World Expositions it has appeared, along with Spain in 1992, Portugal in 1998, Japan in 2005 and Shanghai in 2010). The band also performed at the 50th anniversary of D-Day in France, toured Germany in 1990 to celebrate the fall of the Berlin Wall, played at the walls of the Roman Colosseum in 2006, on the Great Wall of China in 2004 and on Rio de Janeiro’s Ipanema Beach in 2008 and in 2003 was the first American marching band to perform at Hong Kong’s International Chinese New Year’s Parade (it returned there in 2004). It performs each summer at the Hollywood Bowl.

The Trojan Marching Band is complemented by the USC Silks (tall flags) and twirlers, plus the world-famous USC Song Girls, who were ranked No. 1 in the nation by Sports Illustrated, and the Spirit Leaders.

In 2009, ESPN.com named the band and Song Girls as the nation’s best: “Nothing says ‘glamour school’ more than the ubiquitous presence of the USC Song Girls and the Trojan Marching Band. The Spirit of Troy brings one of the most stirring sounds in college football, while the USC Song Girls give Trojan games ones of the sport’s most indelible sights.” In 2014 and 2017, USAToday.com named the band as the “Best Band in College Football.”

Tommy Walker

The trumpet “Charge,” heard often at athletic contests, was composed by a post-World War II USC student named Tommy Walker. As a member of the Trojan Marching Band, he was known as “Tommy Trojan,” and as a USC football player, he would shed his band uniform, come down from the stands, and kick extra points (he lettered in 1947). Upon graduation in 1948, he was hired as the band’s director. He later was the first entertainment director at Disneyland and then went into business as one of the world’s leading creators of show business spectacles (including Super Bowl halftimes and Olympic opening and closing ceremonies). He died in 1986.

School Songs

“FIGHT ON”

Fight On for ol’ SC
Our men Fight On to victory.
Our Alma Mater dear,
looks up to you
Fight On and win
For ol’ SC
Fight On to victory
Fight On!

This song is usually played after first downs and touchdowns. The music for USC’s fight song, “Fight On,” was composed in 1922 by USC dental student Milo Sweet (with lyrics by Sweet and Glen Grant) as an entry in a Trojan spirit contest. In addition to inspiring generations of Trojan fans and players, the song has been used in numerous recordings and movies. Legend has it that during World War II in the Pacific, an American task force attacked an island held by the Japanese. As the Americans stormed the beach, “Fight On” blared from the deck of one of the transports. The U.S. men let out a tremendous roar and eventually won the island.

“ALL HAIL”

All hail to Alma Mater,
To thy glory we sing;
All hail to Southern California,
Loud let thy praises ring;
Where Western sky meets Western sea
Our college stands in majesty.
Sing our love to Alma Mater,
Hail, all hail to thee.

The words and music to USC’s alma mater, “All Hail,” were composed in the early 1920s by Al Wesson, Troy’s longtime sports information director. He wrote the song as a student member of the Trojan Marching Band for the finale of a 1923 campus show.

“CONQUEST”

Another famous USC song is the regal processional march, “Conquest,” by Alfred Newman. It is usually played after every USC score and victory. This stirring battle cry, from Newman’s score to the 1947 motion picture classic “Captain from Castile,” has become synonymous with the championship tradition of USC since the Trojans adopted it in 1954 during a basketball game against Oregon State. Newman, a legendary composer of film music, was the musical director of Twentieth Century-Fox Studios.

Other Songs

“Tribute To Troy,” the incessant stanza of pounding drums and blaring horns, is played after every defensive stop. “Fanfare” is the introduction to “Tribute To Troy” and is played when the band takes the field. “All Right Now” is played after USC gets a turnover. “Another One Bites the Dust” is played after USC gets a sack. The “William Tell Overture” is played at the start of the fourth quarter. “The Emperor’s Theme” from Star Wars is played when USC is flagged for a major penalty.



ART BARTNER



USC'S ATHLETIC HERITAGE



USC has a proud athletic heritage – and with good reason. Arguably, Troy could be the "Collegiate Athletic Program of the 20th Century." Consider:

- Trojan teams have won more national championships, 130 (98 men's, including a national-best 85 NCAA titles, and 32 women's), than all but 2 schools.

- The Trojans won at least 1 national team title in 26 consecutive years (1959-60 to 1984-85).

- USC won the 2015-16 Women's Capital One Cup as the nation's top women's athletic program, based on its finishes in NCAA Championships. The Trojan men won the Knoxville Journal/USA Today's National College All-Sports Championship 6 times from 1971 to 1984.

- USC won the Crosstown Cup (formerly Gauntlet Trophy), a year-long all-sports competition between Troy and crosstown rival UCLA, in 11 of the competition's 18 years.

- Trojan men athletes have won more individual NCAA titles (326) than those from any other school in the nation (the Women of Troy have brought home another 86 individual NCAA crowns).

- Troy also has a long tradition of nurturing successful Olympic athletes. USC has more Olympians, medalists and gold medalists than any school. Since 1904, 453 Trojan athletes have competed in the Games, taking home 144 gold medals (with at least 1 gold in every summer Olympics from 1912), 92 silver and 71 bronze.

- Four Trojans have won the prestigious Sullivan Award as the top amateur athlete in America: diver Sammy Lee (1953), shot putter Parry O'Brien (1959), swimmer John Naber (1977) and swimmer Janet Evans (1989).

- Two Women of Troy athletes have won the Honda-Broderick Cup as the top collegiate woman athlete of the year: Cheryl Miller (1983-84) and Angela Williams (2001-02). And Trojan women have won 16 Honda Awards, as the top female athlete in their sport.

Along with the great accomplishments on the playing fields, USC student-athletes have received 53 NCAA Postgraduate Scholarships, in the Top 10 among all schools. In addition, USC has had 36 first team Academic All-Americans and 4 athletes who were Rhodes Scholars.

Here's an overview of USC's 21 current intercollegiate sports:

FOOTBALL – Since starting football in 1888, USC has an impressive all-time won-loss record of 839-346-54 (.699). In 2009, ESPN.com ranked USC the No. 2 program in college football history. *(Does not include 14 wins and 1 loss vacated due to NCAA penalty; original record: 853-347-54, .702)*

USC's record against Pac-12 opponents is a stellar 467-193-29 (.699). The Trojans have won 37 conference championships, along with 3 division titles. *(Does not include 9 wins and 2 conference championships vacated due to NCAA penalty; original record 472-188-29, .702, 40 conference titles)*

USC has the nation's eighth best bowl winning percentage (.654) among the 96 schools that have made at least 10 bowl appearances and its 33 Rose Bowl appearances is an all-time best. Troy's overall bowl mark is 34-18 (second for most wins nationally), including 25-8 in the Pasadena classic *(does not include 1 Rose Bowl win and loss vacated due to NCAA penalty; original record 35-19 overall, 25-9 Rose Bowl)*. The Trojans were a bowl participant every year they were eligible from 1972 to 1990.

Five Trojan tailbacks have won the coveted Heisman Trophy as college football's outstanding player: Mike Garrett (1965), O.J. Simpson (1968), Charles White (1979), Marcus Allen (1981) and Reggie Bush (2005, *later vacated*). Carson Palmer in 2002 and Matt Leinart in 2004 became the first USC quarterbacks to win the Heisman.

The Trojans have had other prominent award winners. Offensive tackle Ron Yary won the 1967 Outland Trophy, offensive guard Brad Budde won the 1979 Lombardi Award, safety Mark Carrier won the 1989 Thorpe Award, linebacker Chris Claiborne won the 1998 Butkus Award, tight end Fred Davis won the 2007 Mackey Award, linebacker Rey Mauluga won the 2008 Bednarik Award, wide receiver Marqise Lee won the 2012 Biletnikoff Award and cornerback Adoree' Jackson won the 2017 Thorpe Award. USC players have been named first team All-American 168 times, with 54 consensus selections and 27 unanimous choices. There are 44 inductees in the College Football Hall of Fame with USC ties, including 33 players.

Many of those players have led USC to 11 national championships in football. Legendary coach Howard Jones (1925-40) guided Troy to 4 of those titles (1928-31-32-39). John McKay (1960-75) was responsible for 4 national championship teams (1962-67-72-74). John Robinson (1976-82), who captured 1 title (1978) in his first tenure, returned to Troy in 1993 and led USC to 3 more bowl wins. Pete Carroll (2001-09) led Troy to its most recent national crowns in 2003 and 2004, and had 5 Pac-10 titles, BCS bowl trips and 11-win seasons and 7 AP Top 4 finishes *(does not include 14 wins and 1 loss vacated due to NCAA penalty; original record: 7 consecutive Pac-10 titles, BCS bowl trips, 11-win seasons and AP Top 4 finishes)*. Former assistant Clay Helton was named permanent head coach at the end of the 2015 regular season and he led USC to a win in the 2017 Rose Bowl and the 2017 Pac-12 title.

Scores of Trojans have starred in the NFL (a nation-high 509 have been drafted, including a national-best 81 first rounders and a record 5 No. 1 selections), including such greats as Frank Gifford, Lynn Swann, Anthony Munoz, Ronnie Lott, Junior Seau, Keyshawn Johnson, Bruce Matthews, Willie McGinest and Troy Polamalu. A national-best 12 ex-Trojan players are in the Pro Football Hall of Fame.

BASEBALL – No school in the country can match the long tradition USC has in baseball. With 12 national championships in the sport, Troy is far and away the leader in that category (no other school has more than 6).

Since starting baseball in 1889, the Trojans have a record of 2,669-1,554-18 (.631) against college opponents, and captured 38 conference titles.

The incomparable Rod Dedeaux coached USC from 1942-86, leading the school to 11 of its NCAA crowns, including 5 straight from 1970-74 (no other school has strung together more than two in a row).

Trojans have been named first team All-American 43 times, with Jay Roundy, Pat Harrison, Bill Bordley and Gabe Alvarez being 2-time selections. Mark McGwire (1984), Seth Etherton (1998) and Mark Prior (2001) were national Players of the Year.

USC boasts many successful major leaguers such as Ron Fairly, Don Buford, Tom Seaver, Dave Kingman, Fred Lynn, Roy Smalley, Steve Kemp, Mark McGwire, Randy Johnson, Bret and Aaron Boone, Jeff Cirillo, Barry Zito,

Geoff Jenkins and Mark Prior. In all, Trojans have been drafted 340 times, with a national-best 114 Trojans having played in the major leagues.

Dedeaux compiled a 45-year collegiate record of 1,332-571-11 (.699), making him the then-winningest coach in collegiate baseball history. He resigned after the 1986 season and was replaced by Mike Gillespie, whose 1998 squad won the College World Series while finishing as the CWS runnerup in 1995 and also advancing to Omaha in 2000 and 2001. Gillespie retired after the 2006 season. Former Trojan pitcher Dan Hubbs was the head coach from 2013 (his 2015 team made the NCAA regional) until 2019. Jason Gill took over for the 2020 season.

MEN'S BASKETBALL – Since starting basketball in 1907, USC has compiled a record of 1,623-1,207 (.573), winning 14 league championships.

Bill Sharman, John Rudometkin, John Block, Paul Westphal, Gus Williams, Harold Miner and Sam Clancy are a few of USC's 22 All-American selections. Seven USC men, Sharman, Jack Gardner, Alex Hannum, Tex Winter, Paul Westphal and coaches Sam Barry and George Raveling, are in the Naismith Memorial Basketball Hall of Fame.

Barry (1930-41, 1945-50) has USC's winningest record, 260-138 (.653). Following him are Forrest Twogood (1951-66) at 255-180 (.586) and Bob Boyd (1967-79) at 216-131 (.622). George Raveling, an assistant for the 1984 and 1988 U.S. Olympic teams, took over in 1987 and led Troy into the post-season 4 times. Henry Bibby (1996-2005) got the Trojans into the NCAA tourney 3 times (including the Elite Eight in 2001). Tim Floyd (2006-09) posted 20-win seasons and NCAA berths a USC-record 3 straight seasons. Andy Enfield became head coach in 2014 and led Troy to the 2016 and 2017 NCAAs (setting a school record for wins in 2017 with 26).

WOMEN'S BASKETBALL – USC is among the elite college women's basketball programs, winning 2 national crowns and playing in 4 Final Fours.

Under coach Linda Sharp, Troy reached the Final Four in 1981. In 1983, Cheryl Miller joined Cynthia Cooper and twins Pam and Paula McGee to lead the Women of Troy to its first national championship. The next year, the team won the national title again. USC advanced to the NCAA title game in 1986.

Miller finished her career in 1986 as the Trojans' all-time leading scorer and rebounder. She also won her third straight Naismith Award as the nation's outstanding player. She returned as coach of her alma mater in 1994 and led USC to a Pac-10 title and 2 NCAA playoff trips. She was inducted into the Naismith Memorial Basketball Hall of Fame in 1995 and Cooper (twice an Olympian and WNBA MVP) was inducted in 2010. Cooper was USC's coach for 4 years (2014-17), leading her team to the NCAA tourney in her first year.

Lisa Leslie, who became an Olympic and pro star, won the Naismith Award in 1994 (she was the MVP of the first WNBA All-Star Game and was inducted into the Naismith Memorial Basketball Hall of Fame in 2015). Tina Thompson was the No. 1 pick in the 1997 WNBA draft and entered the Naismith Memorial Basketball Hall of Fame in 2018.

USC was in the NCAA tourney in 2005 and 2006 under coach Mark Trakh. Former Laker great and Sparks coach Michael Cooper took over in 2010. After Cynthia Cooper's tenure, Trakh returned to Troy for the 2018 season.

MEN'S GOLF – USC has one of the most successful golf programs in the nation, having produced 4 NCAA individual champions (Scott Simpson in 1976 and 1977, Ron Commans in 1981 and Jamie Lovemark in 2007), 23 Pac-12 individual champs, 26 All-American first teamers and numerous players who have had successful professional careers, including \$1 million-plus winners like Al "Mr. 59" Geiberger, Dave Stockton, Craig Stadler and Simpson. Troy has also been dominant in the Pac-12, winning 20 conference championships.

Legendary coach Stan Wood (1955-79) had a career record of 462-37 (.926) and won 14 league crowns. He also guided Troy to an NCAA record 51 consecutive dual match wins from 1956-59. His teams finished third in the NCAA tourney 6 times.

Under coach Randy Lein (1984-92), USC won the league title in 1986. U.S. Amateur champion Sam Randolph, who finished as low amateur at the Masters in 1985 and 1986, was a first team All-American 3 straight years and was named college golf's 1986 Player of the Year. Kurt Schuette became coach in 1995 and guided USC to back-to-back Pac-10 titles in 2001-02. Kevin Stadler, Craig's son, was the 2002 Pac-10 Golfer of the Year (USC's first honoree since 1986).

Ex-Trojan Chris Zambri became head coach in 2007 and led USC league titles that year, in 2011 and 2018. He guided USC to third at the 2008 NCAAs, when he was National Coach of the Year, and took Troy to a program-best second at the 2015 NCAAs. The Trojans tied for third in 2016 and tied for fifth in 2017, part of a then-national co-leading 11 straight NCAA trips.

WOMEN'S GOLF – The USC women's golf team is arguably the top program in the country, as witnessed by NCAA titles in 2003, 2008 and 2013 and its current nation-leading 14 straight NCAA Top 5 finishes. USC also has 22 Top 10 NCAA finishes in the past 32 trips (including second 5 times, third 5 times, fourth 3 times and fifth 4 times). The Women of Troy won the Pac-12 tourney 7 times and the NCAA Regional a record 12 times (including 2010-16).

Cathy Bright led USC to 5 Top 10 NCAA finishes in 12 years as head coach (1982-93). Former Trojan player Renee (Mack) Baumgartner returned as head coach in 1994 and led USC to second at the NCAAs that year.

WGCA Hall of Famer Andrea Gaston became head coach in 1997 and guided USC to 18 NCAA Top 10 finishes in her 22 seasons, including all 3 NCAA titles, and produced 22 All-Americans. Justin Silverstein took over for 2019.

Jennifer Rosales won the 1998 NCAA individual title as a freshman, Mikaela Parmlid won in 2003, Dewi-Claire Schreefel won in 2006, Annie Park won as a first-semester freshman in 2013 and Doris Chen won in 2014. Other top golfers are Marta Figueras-Dotti, Jill McGill (1993 U.S. Amateur champion), Heidi Voorhees (1993 U.S. Amateur medalist), Jennifer Biehn (1994 Pac-10 champ), Candie Kung (2000 Pac-10 champ), Becky Lucidi (2002 U.S. Amateur and 2003 Mexican Amateur champion), Irene Cho, Paola Moreno, Belen Mozo, Jennifer Song (2009 National Freshman of the Year and NCAA individual runnerup) and 4-time All-Americans Lizette Salas, Sophia Popov and Belen Mozo.

WOMEN'S LACROSSE – USC began competing in women's lacrosse in the spring of 2013, coached by U.S. national team star Lindsey Munday. The Women of Troy advanced to the league tournament in each of their first 7 seasons (winning it in 2016 and 2019) and earned their first NCAA tourney



USC'S ATHLETIC HERITAGE

berth in 2015. In 2016, USC went 20-1, suffering its only loss in overtime in the NCAA quarterfinals [it got to the quarters again in 2017]. Courtney Tarleton and Michaela Michael became the program's first All-American first teamers.

WOMEN'S ROWING – The women's rowing team has been active since the early 1970s, but scholarships were first awarded in 1998 and USC has emerged as one of the nation's top programs. George Jenkins guided USC to national prominence during his 9 years as head coach [1994-2002]. Kelly Babraj took over as head coach in 2003, with husband Zenon Babraj serving as director of rowing and then sole head coach from 2008 through 2017.

At the 1998 NCAA meet, the Women of Troy won their first national championship race (varsity fours). In 2005, USC made its first NCAA Championship appearance as a team, placing 11th. USC has 6 NCAA Top 10 finishes, including a program-best fourth in 2013. USC was ranked No. 1 nationally for parts of the 2007, 2012 and 2013 seasons. Josh Adam took over as head coach for the 2018 season.

WOMEN'S SOCCER – The women's soccer team began competing in 1993. Jim Millinder (1996-2006) guided 7 of his squads into the NCAA tourney (USC won the 1998 Pac-10 title). Ali Khosroshahin made his USC coaching debut in 2007 and was the National Coach of the Year as he led his inaugural team to the NCAA title behind the play of goalkeeper Kristin Olsen. Keidane McAlpine was named head coach in 2014. He got his team into the NCAA tourney all 5 of his seasons, including winning the 2016 NCAA crown.

Isabelle Harvey, the 1998 Pac-10 Player of the Year, was USC's first All-American first teamer (in 2000). Amy Rodriguez was a 2008 and 2012 U.S. Olympian.

MEN'S SWIMMING & DIVING – USC has long dominated men's collegiate swimming.

Over the years, USC men's swimmers have made Olympic teams 143 times, winning 43 gold, 24 silver and 21 bronze medals. Gold medal winners have included Lenny Krayzelburg, John Naber, Bruce Furniss and Murray Rose. In the 1976 Games, Trojan swimmers won more golds and more total medals than any country in swimming except the United States.

Since beginning swimming in 1929, the Trojans have captured 9 NCAA championships, all under coach Peter Daland, who retired in 1992 after 35 years at Troy. USC swimmers and divers have won 121 NCAA meet individual and relay titles and have earned All-American honors an amazing 612 times. Under Daland, USC won 17 Pac-10 championships and amassed an impressive dual meet record of 318-31-1 (.917). Three of his last 6 squads had runner-up finishes at the NCAA meet.

Four-time U.S. Olympic coach Mark Schubert, winner of 2 NCAA titles with the Texas women, succeeded Daland (he also served as the head coach of the Women of Troy). His men's teams placed in the Top 10 at the NCAAs 12 times in his 14 years at USC. Dave Salo took over for Schubert in both roles in 2007, guiding USC to 8 Top 10 NCAA finishes.

WOMEN'S SWIMMING & DIVING – USC has likewise built a successful swimming program on the women's side. In fact, the Women of Troy have finished in the top 10 nationally 35 of the last 43 years – including winning the NCAA title in 1997 – and have produced 322 All-Americans in that span. They have won 5 conference championships, including in 2016.

Among USC's top women's swimmers are Michelle Ford, Sue Habernigg, Cynthia Woodhead, Sue Hinderaker, Debbie Rudd, Kristine Quance (9 NCAA titles), Lindsay Benko (5 NCAA titles), Kaitlin Sandeno (2 NCAA titles), diver Blythe Hartley (5 NCAA titles), Rebecca Soni (6 NCAA titles), Katinka Hosszu (5 NCAA titles) and Louise Hansson (3 NCAA titles).

MEN'S TENNIS – USC's men's tennis legacy has produced numerous national titlists, including 21 team champions (most in the country), 15 singles champions (second in the country) and 21 doubles champs (more than any school). Steve Johnson won the 2011 and 2012 NCAA singles crowns, while Kaes Van't Hof and Robert Farah won the 2008 NCAA doubles title.

George Toley (1954-80) guided the Trojans for 26 years before resigning during the 1980 season. His career record was 430-92-4 (.821) with 10 NCAA titles. Dick Leach succeeded Toley and posted a 535-133 (.801) mark in 23 years. He won 4 NCAA crowns and 8 of his other teams finished fourth or better. His successor, Peter Smith, guided USC to the 2009, 2010, 2011, 2012 and 2014 NCAA titles.

Overall, USC players have been named to All-American teams 184 times, with many also enjoying successful pro careers, including Stan Smith, Bob Lutz, Raul Ramirez and Dennis Ralston.

WOMEN'S TENNIS – The most successful women's program at USC, in terms of national titles, is the tennis team, with 7.

Those national crowns all came under Dave Borelli, who coached USC from 1974 to 1988. In duals, Borelli's record was 300-43 (.875).

Trojans have won 5 national singles titles, along with 2 doubles champs (including Sabrina Santamaria and Kaitlyn Christian in 2013) and 96 All-Americans. Prominent USC stars include Barbara Hallquist, Diane Desfor, Lea Antonopolis, Leslie Allen, Sheila McInerney, Stacy Margolin, Trey Lewis, the Fernandez sisters, Kelly Henry, Beth Herr, Caroline Kuhlman, Trisha Laux, Jewel Peterson, Lindsey Nelson and Maria Sanchez.

Richard Gallien, a successful player and coach at Pepperdine, was head coach from 1996 to 2017. He got to the NCAA semifinals in 2006 and 2012. Alison Swain, who led Williams to 8 NCAA titles, took over for the 2018 season.

MEN'S TRACK & FIELD – The Trojans have won an unprecedented 26 NCAA titles (including 9 straight, 1935-43) in the 98-year history of NCAA outdoor track, plus 2 indoor NCAA titles and 35 conference crowns, including a string of 15 straight (1936-55). They have had 44 unbeaten and untied seasons, including a string of 16 in a row (1946-61). Since starting track and field in 1900, USC has compiled a dual-meet record of 415-124-4 (.768).

Outstanding coaches include Dean Cromwell (1909-48), who won a record 12 NCAA titles and had a dual meet mark of 109-48-1; Jess Mortensen, who never lost a dual meet (64-0) in 11 years and won 7 NCAA titles; and Vern Wolfe, who retired after the 1984 season with 7 national titles and a dual meet record of 106-17-1 (.859). Jim Bush, who became USC's head coach in 1991, saw his 1992 Trojans finish third at the NCAAs with only a 6-man team. Ron Allice took over the combined men's and women's programs in 1995. He led the men to 14 Top 10 NCAA finishes (including third twice) and 5 conference crowns. Allice retired after the 2013 season and was replaced as Director of Track by Caryl Smith Gilbert for the 2014 season, who has led Troy to Top 5 NCAA finishes 3 times.

Sixty-five USC tracksters have won 97 places on U.S. Olympic teams over the years. Trojans have won 29 individual Olympic titles and shared in 10 relay wins. Gold medal winners include long jumper Randy Williams, pole vaulter Bob Seagren, sprinter Charles Paddock and hurdler Felix Sanchez.

Since 1912, 63 USC trackmen have equalled or bettered world records, and there have been 124 NCAA outdoor individual or relay winners from Troy--including Michael Norman (400 meters) and Rai Benjamin (400 hurdles) in 2018.

The Trojans also have a long history of successful distance running, including 9 Olympians and NCAA champions Julio Marin and Ole Oleson.

WOMEN'S TRACK & FIELD, CROSS COUNTRY – The women's track program at USC is one of the nation's finest. The Trojans have placed in the Top 10 of the NCAAs 20 times, including winning the program's first-ever NCAA team title in 2001 and doing so again in 2018 (USC also was second 3 times and third 4 times).

The women's track and field heritage begins with former coach Sherry Calvert. A 4-time All-American javelin thrower at USC and 2-time Olympian, Calvert started the program and coached through 1983. In 1995, Ron Allice took over as the combined men's and women's coach. Caryl Smith Gilbert succeeded him as Director of Track for the 2014 season.

The Women of Troy have had many successful track and field athletes, including such NCAA champions as Patty Van Wolvelaere, Wendy Brown, Yvette Bates, Ashley Selman, Angela Williams (the first athlete, male or female, at any level to win 4 consecutive NCAA 100-meter dashes), Natasha Danvers, Brigitta Langerholm, Inga Stasiulionyte, Natasha Mayers, Virginia Powell, Eva Urban, Nia Ali, Kendall Ellis (whose stunning comeback on the anchor leg of the 1600-meter relay helped USC to the 2018 NCAA team title), Angie Annelus and Anna Cockrell.

The Women of Troy compete in cross country in the fall.

MEN'S VOLLEYBALL – The USC men's volleyball team has made 15 NCAA Tournament appearances since scholarships were first awarded by Troy in the sport in 1977. The Trojans have won 4 NCAA titles (1977, 1980, 1988 and 1990) and have finished second on 8 other occasions.

Ernie Hix, who retired as head coach after the 1981 season, turned USC into one of the top volleyball powers in the nation. Hix's 8-year record was an impressive 146-47 (.756) with 2 national crowns.

Twenty-seven Trojans have played on the U.S. National team and USC volleyballers have been named first team All-Americans 34 times. In the 1984 Olympics, Steve Timmons, Dusty Dvorak and Pat Powers helped lead the U.S. to its first gold medal in the sport, while Timmons repeated with the 1988 U.S. squad. Timmons, Bryan Ivie, Nick Becker and Dan Greenbaum won bronze medals with the U.S. in 1992. Tim Hovland, Celso Kalache, Adam Johnson, former coach Bob Yoder (a 3-time All-American who coached Troy to an NCAA title in 1988), Donald Sucho, Brook Billings, Murphy Troy, Tony Ciarelli and Micah Christenson also are key figures in USC's volleyball heritage.

Jim McLaughlin took over for Yoder in 1990 as head coach and led Troy to an NCAA title in his initial year. Bill Ferguson, named coach in 2007, led USC to the NCAA Final Four in 2009 (for the first time since 1991), 2011 and 2012. His assistant, Olympian Jeff Nygaard, succeeded him in 2016.

WOMEN'S VOLLEYBALL, BEACH VOLLEYBALL – USC has won 6 national crowns in women's volleyball, the first 4 under coach Chuck Erbe. Erbe, who dominated the sport during his 12-year USC coaching tenure which began in 1976, posted a career record of 310-121-3 (.718). His 1977 team registered the first perfect season (38-0) in women's volleyball history.

Lisa Love took over for Erbe in 1989 and guided USC into the NCAAs in 9 of her 10 years before retiring after the 1998 season. Jerritt Elliott served as interim head coach in 1999 and 2000, guiding the 2000 club to the NCAA Final Four. Mick Haley, head coach of the 2000 U.S. women's Olympic team, took over in 2001. In 2002 and 2003, his teams won the NCAA crown, with the 2003 club going 35-0. USC also got to the NCAA Final Four in 2004, 2007, 2010 and 2011. Brent Crouch replaced Haley in 2018.

Debbie Green (1978), April Ross (2004), Alex Jupiter (2011) and Samantha Bricio (2015) won the prestigious Honda Award in volleyball. Trojans have been named first team All-American 48 times and earned spots on Olympic rosters 24 times (including Green, Sue Woodstra, Paula Weishoff, Carolyn Becker, Kim Ruddins and Nicole Davis).

In 2012, USC began fielding a women's beach volleyball team, with Anna Collier as the head coach through 2019. The Women of Troy finished third nationally in 2013 and 2014 before winning the AVCA national championship in 2015 (going 28-0), then capturing the first-ever NCAA beach event in 2016 and repeating in 2017 before placing fourth in 2018 and second in 2019. The duo of Kirby Burnham-Stevi Robinson won the national pairs title in 2013, then Burnham joined freshman Sara Hughes for the 2014 crown and Hughes and Kelly Claes claimed it in 2015. Former Trojan indoor players April Ross-Jennifer Kessy were silver medalists in beach volleyball at the 2012 Olympics.

MEN'S WATER POLO – Since starting water polo in 1922, the Trojans have compiled a 1,320-531-7 (.712) record, winning 23 conference championships.

John Williams led Troy to national prominence during his tenure from 1973 to 1998. Nineteen of his last 22 teams finished the season in the top 7 nationally, including the 1998 NCAA championship team (5 others placed second). Jovan Vavic, who joined as co-head coach in 1995, took over as head coach in 1999 through 2018. His 2003, 2005, 2008, 2009, 2010, 2011, 2012, 2013 and 2018 teams won the NCAA championship (8 of his other squads were runners-up), with his 2008 and 2012 Trojans both going 29-0.

Twenty-four USC poloists have participated in the Olympics and Trojans have made All-American teams 199 times. Some of the prominent names in USC water polo history are Ron Severa, Wally Wolf, Charles Bittick, Greg Fults, Zach Stimson, Craig Furniss, Charles Harris, Robert Lynn, Drew Netherton, Hrvoje Cizmic, Marko Zagar, Simun Cimerman, Marko Pintaric, George Csaszar, Pedraj Damjanov, Bozidar Damjanovic, Juraj Zatovic (who in 2005 was USC's first male winner of the Peter J. Cutino Award as the National Player of the Year), Juan Delgadillo, J.W. Krumpholtz (2008 Olympian and 2-time National Player of the Year) and Joel Dannerley (the 2011 Cutino Award winner), Peter Kurzeka, Nikola Vavic, Kostas Genidounias (the 2015 Cutino winner) and McQuinn Baron (2017 Cutino winner).

WOMEN'S WATER POLO – USC's women's water polo team began play in 1995 under head coach Jovan Vavic. Five years later, the 1999 team--led by National Player of the Year and 2000 U.S. Olympic goalie Bernice Drwig--won the national championship in a 5-overtime victory over Stanford. Then in 2004, USC--behind National Player of the Year Moriah Van Norman--turned in the sport's first undefeated season (29-0) in winning the NCAA title. USC also won the 2010, 2013, 2016 (26-0) and 2018 NCAA crowns (it has finished as national runnerup 6 times). Casey Moon was interim head coach in 2019.

Eight Trojans were in the 2008 Olympics and 7 in 2012. Besides Drwig and Van Norman, top players are Aniko Pelle (2000 National Player of the Year), Nina Wengst, Olympian Sofia Konoukh, Katrin Dierolf, Kelly Graff, Lauren Wenger (2006 National Player of the Year), Brittany Hayes, Erika Figge, Kami Craig (2009 and 2010 National Player of the Year), Kristen Demberger, Monica Vavic, Stephania Haralabidis (2016 National Player of the Year), Amanda Longan (2018 National Player of the Year), Paige Hauschild and Maud Megens.



USC NATIONAL TITLES



USC has long dominated the world of intercollegiate athletics. In fact, it could be argued that Troy was the "Collegiate Athletic Program of the 20th Century." USC men and women have combined for 130 national team titles.

Trojan men's teams top the nation in NCAA championships with 85 – more than any university. Overall, USC's men have won 98 national titles.

USC's women also are a force, with 32 national team titles, all since 1976.

From 1959-60 to 1984-85, at least one USC team won a national championship (including 5 crowns in both 1962-63 and 1976-77) in each of those 26 years.

USC won the 2015-16 Women's Capital One Cup as the nation's top women's athletic program, based on its finishes in NCAA Championships. The Trojan men won USA Today's National College All-Sports Championship 6 times from 1971 to 1984 (1971-72-74-75-77-80).

Here's a list with the coaches of the winning teams (*-USC's 100th NCAA title):

USC Men's Team Titles (98)

Football (11)

| | |
|------|---------------|
| 1928 | Howard Jones |
| 1931 | Howard Jones |
| 1932 | Howard Jones |
| 1939 | Howard Jones |
| 1962 | John McKay |
| 1967 | John McKay |
| 1972 | John McKay |
| 1974 | John McKay |
| 1978 | John Robinson |
| 2003 | Pete Carroll |
| 2004 | Pete Carroll |

Baseball (12)

| | |
|------|------------------------|
| 1948 | Sam Barry, Rod Dedeaux |
| 1958 | Rod Dedeaux |
| 1961 | Rod Dedeaux |
| 1963 | Rod Dedeaux |
| 1968 | Rod Dedeaux |
| 1970 | Rod Dedeaux |
| 1971 | Rod Dedeaux |
| 1972 | Rod Dedeaux |
| 1973 | Rod Dedeaux |
| 1974 | Rod Dedeaux |
| 1978 | Rod Dedeaux |
| 1998 | Mike Gillespie |

Gymnastics (1)

| | |
|------|--------------|
| 1962 | Jack Beckner |
|------|--------------|

Indoor Track & Field (2)

| | |
|------|------------|
| 1967 | Vern Wolfe |
| 1972 | Vern Wolfe |

Swimming & Diving (9)

| | |
|------|--------------|
| 1960 | Peter Daland |
| 1963 | Peter Daland |
| 1964 | Peter Daland |
| 1965 | Peter Daland |
| 1966 | Peter Daland |
| 1974 | Peter Daland |
| 1975 | Peter Daland |
| 1976 | Peter Daland |
| 1977 | Peter Daland |

Tennis (21)

| | |
|-------|--------------------|
| 1946 | William Moyle |
| 1951 | Louis Wheeler |
| 1955 | George Toley |
| 1958 | George Toley |
| 1962 | George Toley |
| 1963 | George Toley |
| 1964 | George Toley |
| 1966 | George Toley |
| 1967 | George Toley |
| 1968 | George Toley |
| 1969 | George Toley |
| 1976 | George Toley (tie) |
| 1991 | Dick Leach |
| 1993 | Dick Leach |
| 1994 | Dick Leach |
| 2002 | Dick Leach |
| 2009 | Peter Smith |
| 2010 | Peter Smith |
| 2011 | Peter Smith |
| 2012 | Peter Smith |
| 2014* | Peter Smith |

Track & Field (26)

| | |
|------|---------------|
| 1926 | Dean Cromwell |
| 1930 | Dean Cromwell |
| 1931 | Dean Cromwell |
| 1935 | Dean Cromwell |
| 1936 | Dean Cromwell |
| 1937 | Dean Cromwell |
| 1938 | Dean Cromwell |
| 1939 | Dean Cromwell |
| 1940 | Dean Cromwell |
| 1941 | Dean Cromwell |
| 1942 | Dean Cromwell |
| 1943 | Dean Cromwell |
| 1949 | Jess Hill |
| 1950 | Jess Hill |

| | |
|------|------------------|
| 1951 | Jess Mortensen |
| 1952 | Jess Mortensen |
| 1953 | Jess Mortensen |
| 1954 | Jess Mortensen |
| 1955 | Jess Mortensen |
| 1958 | Jess Mortensen |
| 1961 | Jess Mortensen |
| 1963 | Vern Wolfe |
| 1965 | Vern Wolfe (tie) |
| 1967 | Vern Wolfe |
| 1968 | Vern Wolfe |
| 1976 | Vern Wolfe |

Volleyball (6)

| | |
|------|--------------------|
| 1949 | Hans Vogel (USVBA) |
| 1950 | Hans Vogel (USVBA) |
| 1977 | Ernie Hix |
| 1980 | Ernie Hix |
| 1988 | Bob Yoder |
| 1990 | Jim McLaughlin |

Water Polo (10)

| | |
|------|----------------------------|
| 1998 | John Williams, Jovan Vavic |
| 2003 | Jovan Vavic |
| 2005 | Jovan Vavic |
| 2008 | Jovan Vavic |
| 2009 | Jovan Vavic |
| 2010 | Jovan Vavic |
| 2011 | Jovan Vavic |
| 2012 | Jovan Vavic |
| 2013 | Jovan Vavic |
| 2018 | Jovan Vavic |

USC Women's Team Titles (32)

Basketball (2)

| | |
|------|-------------|
| 1983 | Linda Sharp |
| 1984 | Linda Sharp |

Beach Volleyball (3)

| | |
|------|---------------------|
| 2015 | Anna Collier (AVCA) |
| 2016 | Anna Collier |
| 2017 | Anna Collier |

Golf (3)

| | |
|------|---------------|
| 2003 | Andrea Gaston |
| 2008 | Andrea Gaston |
| 2013 | Andrea Gaston |

Soccer (2)

| | |
|------|------------------|
| 2007 | Ali Khosroshahin |
| 2016 | Keidane McAlpine |

Swimming & Diving (1)

| | |
|------|---------------|
| 1997 | Mark Schubert |
|------|---------------|

Tennis (7)

| | |
|------|---------------------|
| 1977 | Dave Borelli (AIAW) |
| 1977 | Dave Borelli (USTA) |
| 1978 | Dave Borelli (USTA) |
| 1979 | Dave Borelli (AIAW) |
| 1980 | Dave Borelli (AIAW) |
| 1983 | Dave Borelli |
| 1985 | Dave Borelli |

Track & Field (2)

| | |
|------|---------------------|
| 2001 | Ron Allice |
| 2018 | Caryl Smith Gilbert |

Volleyball (6)

| | |
|------|-------------------|
| 1976 | Chuck Erbe (AIAW) |
| 1977 | Chuck Erbe (AIAW) |
| 1980 | Chuck Erbe (AIAW) |
| 1981 | Chuck Erbe |
| 2002 | Mick Haley |
| 2003 | Mick Haley |

Water Polo (6)

| | |
|------|---------------------|
| 1999 | Jovan Vavic (NCWWP) |
| 2004 | Jovan Vavic |
| 2010 | Jovan Vavic |
| 2013 | Jovan Vavic |
| 2016 | Jovan Vavic |
| 2018 | Jovan Vavic |

Top 10 NCAA Men's Team Champions

| | SCHOOL | TITLES |
|-----|----------------|--------|
| 1. | USC | 85 |
| 2. | UCLA | 75 |
| 3. | Stanford | 66 |
| 4. | Oklahoma State | 52 |
| 5. | Arkansas | 42 |
| 6. | Michigan | 33 |
| 8. | California | 29 |
| 7. | Penn State | 27 |
| | Yale | 27 |
| 10. | Indiana | 24 |
| | Iowa | 24 |
| | Texas | 24 |

Top 10 NCAA Men's Individual Champions

| | SCHOOL | TITLES |
|-----|----------------|--------|
| 1. | USC | 326 |
| 2. | Michigan | 280 |
| 3. | Stanford | 277 |
| 4. | Ohio State | 226 |
| 5. | Texas | 220 |
| 6. | Oklahoma State | 169 |
| 7. | UCLA | 167 |
| 8. | California | 162 |
| 9. | Oklahoma | 149 |
| 10. | Illinois | 148 |

Top 10 NCAA Women's Team Champions

| | SCHOOL | TITLES |
|-----|----------------|--------|
| 1. | Stanford | 58 |
| 2. | UCLA | 44 |
| 3. | North Carolina | 31 |
| 4. | LSU | 25 |
| 5. | Texas | 23 |
| | Maryland | 23 |
| 7. | USC | 22 |
| 8. | Georgia | 21 |
| 9. | Florida | 18 |
| 10. | Connecticut | 15 |

Top 10 NCAA Women's Individual Champions

| | SCHOOL | TITLES |
|-----|---------------|--------|
| 1. | Stanford | 232 |
| 2. | Georgia | 169 |
| 3. | Texas | 159 |
| 4. | Florida | 157 |
| 5. | LSU | 119 |
| 6. | UCLA | 107 |
| 7. | California | 99 |
| 8. | Arizona | 94 |
| 9. | USC | 86 |
| 10. | Arizona State | 53 |
| | Oregon | 53 |

USC's Honda Winners

Since 1977, the Honda-Broderick Cup has been given to the Collegiate Woman Athlete of the Year, as judged by the nation's athletic directors. Also, the top collegiate woman athlete in each of 12 sports has been presented with a Honda Award. USC's winners:

Honda-Broderick Cup

| | |
|---------|-----------------|
| 1983-84 | Cheryl Miller |
| 2001-02 | Angela Williams |

Honda Award

| | |
|---------|---------------------------------------|
| 1977-78 | Debbie Green (volleyball) |
| 1980-81 | Anna Maria Fernandez (tennis) |
| 1983-84 | Cheryl Miller (basketball) |
| 1984-85 | Cheryl Miller (basketball) |
| 1993-94 | Lisa Leslie (basketball) |
| 1995-96 | Kristine Quance (swimming and diving) |
| 1996-97 | Kristine Quance (swimming and diving) |
| 2001-02 | Angela Williams (track/field) |
| 2002-03 | Mikaela Parmlid (golf) |
| 2003-04 | April Ross (volleyball) |
| 2005-06 | Irene Cho (golf) |
| 2005-06 | Virginia Powell (track/field) |
| 2010-11 | Katinka Hosszu (swimming and diving) |
| 2011-12 | Alex Jupiter (volleyball) |
| 2012-13 | Annie Park (golf) |
| 2015-16 | Samantha Bricio (volleyball) |




CHERYL MILLER



ANGELA WILLIAMS



DEAN CROMWELL



ROD DEDEAUX





TROJANS STAR IN CLASSROOM

USC is as proud of its student-athletes' achievements in the classroom as on the playing field.

After all, the Trojans not only are third in the nation in the number of national team championships (98 by the men and 32 by the women), but rank in the Top 10 in the number of NCAA post-graduate scholarship recipients (53, including 20 football players).

Also, USC athletics has had 4 Rhodes Scholars (quarterback Pat Haden, swimmer Desmond Koh, trackster James O'Toole and basketballer Reed Doucette), 36 first team Academic All-Americans (including 22 footballers, in the Top 10 in the nation and second among Pac-12 schools), 8 winners of the prestigious NCAA Today's Top 10 scholar award, 13 National Football Foundation Scholar-Athletes, 14 recipients of the NCAA Silver Anniversary Award (tied with Yale for most in the nation), 3 CoSIDA Academic All-American Hall of Famers (Haden, footballer Dick Nunis and swimmer John Naber), 2 NCAA Inspiration Award winners (swimmer Mike Nyeholt and runner Louis Zamperini), an NCAA Walter Byers Post-Graduate Scholar (soccer player Amy Massey), an NCAA Women's Enhancement Program Post-Graduate Scholar (soccer player Laura Servis), 2 NCAA Ethnic-Minority Enhancement Program Post-Graduate Scholars (footballers Dong Koo and Travis Watkins), a Luce Scholar (swimmer Dennis Scannell), 2 USC valedictorians (water poloist Craig Furniss and volleyballer Alaina Kipps) and a USC salutatorian (track/cross country's Kate Neeper). In 1988, Haden was inducted into the charter 6-member class of the Academic All-American Hall of Fame and baseball star Don Buford Jr. won the first-ever Woody Hayes Academic All-American Award presented by the Columbus Touchdown Club to the top NCAA Division I male student-athlete (footballer John Jackson won the award in 1990 and volleyballer Katie Haller won the women's award in 1994). Jackson was also named a winner of the first-ever NACDA/Disney Scholar-Athlete Award in 1990, and Jeremy Hogue, Matt Keneley and Mike Van Raaphorst were 1996, 1997 and 2000 NACDA Foundation Preseason Games Scholar-Athletes, respectively (Keneley also received a NACDA Foundation Post-Graduate Scholarship in 1997). In 1997, Keith Van Horne was named to the Academic All-American All-Time Football Team. Footballer Lee Webb won a Wilma Rudolph Student Athlete Achievement Award from the National Association of Academic Advisors for Athletics in 2005. Naber was inducted into the CoSIDA Academic All-American Hall of Fame in 2012 and Dick Nunis in 2014.

USC's NCAA Postgraduate Scholarship Winners (This program originated in 1964)

FOOTBALL (20)

Chuck Arrobio (1965)
Steve Sogge (1968)
Fred Khasigian (1969)
Steve Lehmer (1969)
Monte Doris (1973)
Pat Haden (1974)
Marvin Cobb (1974)
Kevin Bruce (1975)
Gary Bethel (1977)
Brad Budde (1979)
Paul McDonald (1979)
Gordon Adams (1980)
Jeff Fisher (1980)
Duane Bickett (1984)
Tony Colorito (1985)
Matt Koart (1985)
Jeff Bregel (1986)
John Jackson (1989)
Jeremy Hogue (1995)
Matt Keneley (1996)

BASEBALL (3)

Steve Sogge (1969)
Marvin Cobb (1975)
John Jackson (1990)

MEN'S BASKETBALL (2)

Dan Anderson (1974)
John Lambert (1975)

WOMEN'S BASKETBALL (1)

Tammy Story (1992)*
MEN'S SWIMMING (8)
Andy Strenk (1971)
Frank Heckl (1972)
David Hannula (1976)
Rod Strachan (1977)
Dick Hannula (1979)
Ray Looze (1990)
Dave Wharton (1991)
Alex Lendrum (2013)

WOMEN'S SWIMMING (3)

Sue Habernigg (1985)
Elin Bartell (1993)
Kristine Quance (1997)

MEN'S TENNIS (6)

Jerry Cromwell (1966)
Dave Borelli (1973)
John Andrews (1974)
Chris Lewis (1978)
Andrew Park (2002)
Jaak Poldma (2011)

WOMEN'S TENNIS (1)

Zoe Scandalis (2015)

MEN'S TRACK (3)

John Link (1968)*
Steve Lehmer (1970)
Tom Colich (1970)

MEN'S VOLLEYBALL (2)

Bob Yoder (1978)

WOMEN'S VOLLEYBALL (6)

Leon Devaney (1991)*
Cathy Stukel (1982)
Dana Smith (1984)
Katie Haller (1994)
Lauri Yust (1995)

MEN'S WATER POLO (3)


Alaina Kipps (1999)
Emily Adams (2004)
Frank Heckl (1972)
Craig Furniss (1981)
Zoltan Berty (1989)

*Named as an alternate

Note: Steve Sogge, Marvin Cobb, Steve Lehmer, Frank Heckl and John Jackson are listed under both of the sports in which they competed.

USC's Academic All-Americans (This program originated in 1952)


1952 – Dick Nunis, DB*
1959 – Mike McKeever, G
1960 – Mike McKeever, G
1960 – Marlin McKeever, E
1965 – Chuck Arrobio, T
1967 – Steve Sogge, QB
1968 – Steve Sogge, QB
1969 – Fred Khasigian, OG
1973 – Pat Haden, QB*
1974 – Dan Anderson, Basketball
1974 – Pat Haden, QB*
1978 – Rich Dimler, NG
1979 – Paul McDonald, QB
1979 – Keith Van Horne, OT
1979 – Brad Budde, OG
1984 – Duane Bickett, OLB
1985 – Matt Koart, DT
1986 – Jeff Bregel, OG
1988 – John Jackson, FL
1989 – John Jackson, SE
1990 – Ray Looze, Swimming
1992 – Katie Haller, Volleyball
1993 – Katie Haller, Volleyball
1995 – Jeremy Hogue, C
1995 – Matt Keneley, DT
1996 – Lukas Hovorka, Tennis
1996 – Matt Keneley, DT
2004 – Emily Adams, Volleyball
2006 – Anca Anastasiu, Tennis
2013 – Flora Bolonyai, Water Polo
2013 – Alex Lendrum, Swimming
2013 – Natalie Hagglund, Volleyball
2014 – Kevin Swick, Baseball
2015 – Haley Ishimatsu, Diving
2017 – Anika Apostalon, Swimming
2017 – Alex Anthony, Soccer
*Academic All-American Hall of Famers (along with swimmer John Naber)



JOHN JACKSON



ALAINA KIPPS



AL GEIBERGER

USC's NCAA Today's Top 10 Winners

1974 – Pat Haden (football)
1975 – Marvin Cobb (football, baseball)
1976 – Steve Furniss (swimming)
1977 – John Naber (swimming)
1979 – Paul McDonald (football)
1986 – Cheryl Miller (basketball)
1989 – John Jackson (football, baseball)
1991 – Dave Wharton (swimming)

USC's NCAA Silver Anniversary Award Winners

1973 – John Ferraro (football)
1984 – Al Geiberger (golf)
1991 – Mike Garrett (football)
1993 – Stan Smith (tennis)
1999 – Lynn Swann (football)
2000 – Pat Haden (football)
2002 – John Naber (swimming)
2003 – Debbie Landreth Brown (volleyball)
2004 – Bruce Furniss (swimming)
2005 – Paul McDonald (football)
2007 – Bill Stetson (volleyball)
2010 – Jack Del Rio (football, baseball)
2014 – Rodney Peete (football, baseball)
2019 – Lisa Leslie (basketball)

USC's National Football Foundation Scholar-Athletes

1965 – Chuck Arrobio
1969 – Fred Khasigian
1974 – Pat Haden
1977 – Gary Bethel
1979 – Paul McDonald
1984 – Duane Bickett
1986 – Jeff Bregel
1989 – John Jackson
1994 – Tony Boselli
1995 – Jeremy Hogue
1996 – Matt Keneley
1999 – Chad Morton
2012 – Matt Barkley



ANIKA APOSTALON



MEDIA INFORMATION



LOS ANGELES MEDIA OUTLETS

Newspapers

Los Angeles Times--2300 E. Imperial Hwy., El Segundo 90245, (213) 237-7145, latimes.com/sports
Southern California Newspaper Group--includes Los Angeles Daily News, Orange County Register, Riverside Press Enterprise, Long Beach Press-Telegram, San Gabriel Valley Tribune, Inland Valley Daily Bulletin, San Bernardino Sun, Torrance Daily Breeze, Pasadena Star-News, Whittier Daily News and Redlands Daily Facts
Los Angeles Daily News--21860 Burbank Blvd. #200, Woodland Hills 91367, (818) 713-3600 or -3607, dailynews.com/sports
Orange County Register--625 No. Grand Ave., Santa Ana 92701, (714) 796-7804 or -7817, ocregister.com/sports
Riverside Press-Enterprise--1825 Chicago Ave. #100, Riverside 92507, (951) 368-9533, pe.com/sports
Long Beach Press-Telegram--727 Pine Ave., Long Beach 90844, (562) 499-1330, presstelegram.com/sports
San Gabriel Valley Tribune--1210 North Azusa Canyon Rd., West Covina 91790, (626) 962-8811 x2239, sgvttribune.com/sports
Inland Valley Daily Bulletin--2041 E. Fourth St., Ontario 91764, (909) 483-9362, dailybulletin.com/sports
San Bernardino Sun--290 N. "D" St., San Bernardino 92401, (909) 889-9666 or 386-3865, sbsun.com/sports
Torrance Daily Breeze--21250 Hawthorne Blvd. #170, Torrance 90503, (310) 540-5511 or -4201, dailybreeze.com/sports
Daily Trojan (USC student newspaper)--Student Union 404, USC, Los Angeles 90089-0895, (213) 740-5671, dailytrojan.com/sports

USC-Centric Websites

USCTrojans.com (USC Athletics Official Site)
WeAreSC.com
USCFootball.com (Scout)
TrojanSports.com (Rivals)
TrojanInsider.com

Wire Services

AP--221 So. Figueroa #300, Los Angeles 90012, (213) 626-1200

Television Stations

KCBS/KCAL (CBS)--4200 Radford Ave., Studio City 91604, (818) 655-2400, losangeles.cbslocal.com/sports
KNBC (NBC)--100 Universal City Plaza, Bldg. 2120, Universal City 91608, (818) 840-4237, nbclosangeles.com/sports
KABC (ABC)--500 Circle Seven Dr., Glendale 91201, (818) 863-7677, abclocal.go.com/kabc
KTLA (CW)--5800 Sunset Blvd., Los Angeles 90028, (323) 460-5907, ktla.com/sports
KTTV/KCOP (FOX)--1999 So. Bundy Dr., Los Angeles 90025-5235, (310) 584-2030, myfoxla.com

Radio Stations

KABC-AM (790)(USC flagship)--8965 Lindblade St., Culver City 90232, (310) 840-4900, kabc.com
KSPN-AM (710)--800 W. Olympic Blvd. #A200, Los Angeles 90015, (213) 284-7162, espn.com/losangeles/radio
KNX-AM (1070)--5670 Wilshire Blvd. #200, Los Angeles 90036, (323) 900-2070, losangeles.cbslocal.com/station/knx-1070
KLAC-AM (570)--3400 W. Olive Ave. #550, Burbank 91505, (818) 559-2252, am570radio.com
XPRS-AM (1090)--6160 Cornerstone Ct. East #100, San Diego 92121, (858) 535-2500, xxsportsradio.com
KXSC-FM (USC student station)--TCC B3, USC, Los Angeles 90089-3109, (213) 740-5727, kxsc.org

Opponent SID Phone Numbers

| | |
|---|-------------------------|
| Fresno State (Matt Burkholder, Josh Mitchell) | (559) 278-6186/7301 |
| Stanford (Scott Swegan/Eric Dolan) | (585) 260-8322 |
| BYU (Brett Pyne/Kenny Cox) | (801) 442-4912/5202 |
| Utah (Paul Kirk) | (801) 581-3510 |
| Washington (Jeff Bechthold/Brian Tom) | (206) 685-7910/897-1742 |
| Notre Dame (Michael Bertsch/Michael Scholl) | (574) 631-8642/4780 |
| Arizona (Brett Gleason) | (520) 621-0917 |
| Colorado (David Plati/Curtis Snyder) | (303) 492-5626/3139 |
| Oregon (Patrick Pierson/Todd Miles) | (541) 346-2253/0962 |
| Arizona State (Mark Brand/Jeremy Hawkes) | (480) 965-6592/9544 |
| California (Kyle McRae/Tim Miguel) | (510) 642-5363 |
| UCLA (Steve Rourke/Andrew Sinatra) | (310) 206-7870 |

USC SPORTS INFORMATION OFFICE – The Sports Information Office (director Tim Tesselone, associates Darcy Couch and David Tuttle, assistants Jeremy Wu, Katie Ryan and Jacob Breems) is located in the south wing of the first floor of Heritage Hall. The office phone number is (213) 740-8480. There is a work area for media, with complimentary wireless internet access. Nearby on-campus parking is available by calling the office in advance. SID Tim Tesselone can be contacted via: USC Sports Information Office, HER 103, Los Angeles, Calif. 90089-0601, 213-740-8480, tessalon@usc.edu.

PLAYER/COACH INTERVIEWS – Please arrange all player and coach interviews through the Sports Information Office, at least a day in advance. Except for those with prior approval, all coach and player interviews are to be conducted on the football practice field immediately after practice. In season, offensive players/coaches will be available post-practice on Tuesdays and defensive/specialist players/coaches on Wednesdays. Coach Helton will be available post-practice on Tuesdays on the field and Thursdays in the SID office. Please do not interview coaches, players and athletic department officials in the lobby or on the patios of Heritage Hall, or at any other locations, unless approved by USC. While at Heritage Hall, media should not linger in the lobby or on the patios; there is a media workroom in the Sports Information Office. Per NCAA rules, current athletes cannot record promotional taglines for media outlets. Coach Helton will give an updated injury report at each media session, but he and his players will not address injury issues beyond that. Coach Helton also will be available on a conference call on Sunday evenings during the season. A broadcast quality video with a Coach Helton Q&A will be posted every Monday during the season on USCTrojans.com and on USC's YouTube channel (YouTube.com/USCAthletics).

USC PRACTICES – USC will practice in-season on Howard Jones Field/Brian Kennedy Field on Tuesdays, Wednesdays and Thursdays beginning at 4 p.m. (generally lasting two hours). The first 20 minutes only of USC's Tuesday and Wednesday in-season practices will be open to local and national media who have been pre-approved via an online application (applications must be submitted by Mondays at 2 p.m. to attend that week's practice); all Thursday practices will be closed. Please call in advance to confirm the schedule. Media must remain on the east side of Howard Jones Field. Video and still photography is allowed for the first 20 minutes. In-practice live posting/reporting is not allowed from the field. Media may report on injuries viewed during practice, however we ask that game strategy, formations and plays not be reported.

GAME CREDENTIALS – Because of space limitations, only members of the media who cover USC on a regular basis (plus media accompanying the visiting team and national college football media) will be considered for credentials to Trojan home games. Media credentials for USC home games will be available on game days at the Coliseum media gate (located at Gate 14 on the west side of the Coliseum) 3 hours before kickoff. Credentials are issued on a game-by-game basis. Parking passes can be mailed in advance. Credentials must be requested online and requests must be received by noon two days prior to each game. The online credential request form also covers NCAA compliance, personal comportment and inherent on-field safety risks. Credentials are non-transferrable. A valid ID that matches the submitted name must be shown and credentials must be picked up in person. Four types of credentials are issued: Media Press Box (press box seat during game, field access during last 5 minutes of game), plus Media Field, Broadcast and Photo (all 3 provide field access if wearing USC-provided wristband and/or vest, plus limited press box access with no seat). All credentials provide post-game interview room access. Television cameramen and still photographers are not allowed on the sidelines between the 25-yard lines in the team bench area.

PRESS BOX – Located on the south (Martin Luther King Blvd.) side of the Coliseum, the press box is for the use of the working media and guests of USC's athletic department only. Access is via the elevators near Tunnel 6; proceed to Level 6 once in the elevator. There are seats for the working media to the west section of the press box, while the radio and television broadcasting booths are in the middle and east section. To get from the press box to the field at the end of the game, media can exit via the elevator or take the press box stairs to the concourse level and then proceed through the stands.

PRESS BOX SERVICES – A complimentary meal is served in the press box. Game programs, flip cards and game notes are distributed before kickoff (flip cards are also available on the field to photographers). Quarterly play-by-plays, plus halftime and final statistics, are distributed, as are transcribed post-game locker room quotes from Coach Helton and the visiting coach. Game action is shown on indoor TV monitors posted throughout the press box. A detailed play-by-play and Coach Helton's post-game press conference are broadcast over the press box P.A. system. USC provides complimentary wireless internet access in the press box and field photo work area. To order wireless or phone service, contact a Coliseum IT technician at (213) 765-6353. To call the press box on game day, dial (213) 741-1341.

MEDIA ON-FIELD GUIDELINES – Media with credentials who are permitted on the field during the game (generally TV camera operators and still photographers) must remain outside the dotted line that encircles the field. A special "photo alley" has been drawn between the end zones and 25-yard lines on both sides of the field and behind both end zones; photographers only are permitted inside this "alley" if they kneel. Photographers who choose not to kneel must stand behind the alley, along with all others on the field, including USC guests. Media should refrain from conducting post-game USC player/coach interviews on the field before the team enters the locker room, unless approved by a member of the USC Sports Information Office. No one under the age of 18 except team personnel is allowed on the field at any time.

POST-GAME INTERVIEWS – The USC and visiting team locker rooms are located inside the tunnel at the Coliseum's west end. USC's post-game lockerroom is closed, including to the media, in order to comply with NCAA rules that prohibit impermissible contact with recruits. After a 10-minute "cooling off" period, Coach Helton and several players will go to the post-game interview room. Additional media interviews are available in the tunnel outside the entrance to USC's lockerroom as coaches and players exit. USC's sports information staff will work with the media to expedite this process.

USC ATHLETICS ON THE WEB – The USC athletic department's official home page on the web is USCTrojans.com.



Useful Phone Numbers for the Media

USC SPORTS INFORMATION OFFICE (213) 740-8480
 Tim Tesselone (FB) w-(213) 740-3811, c-(213) 725-3572
 Darcy Couch w-(213) 740-3808, c-(213) 725-3447
 David Tuttle w-(213) 740-3806, c-(213) 725-3102
 Jeremy Wu w-(213) 740-3807, c-(213) 379-3977
 Katie Ryan (FB) w-(213)-740-3805, c-(949) 874-5475
 Jacob Breems w-(213) 740-3809, c-(951) 941-4048

COLISEUM PRESS BOX (213) 741-1341 or (213) 747-7111

LOCAL HOTELS

Radisson Midtown at USC (3540 So. Figueroa) (213) 748-4141
 JW Marriott L.A. Live (900 W. Olympic) (213) 765-8600
 L.A. Grand Hotel Downtown (333 So. Figueroa) (213) 617-1133
 Millennium Biltmore Hotel (506 So. Grand Ave.) (213) 624-1011
 Sheraton Downtown (711 So. Hope) (213) 488-3500
 Westin Bonaventure (404 So. Figueroa) (213) 624-1000
 Omni Los Angeles (251 So. Olive) (213) 617-3300
 Hilton L.A. Airport (5711 W. Century) (310) 410-4000
 L.A. Airport Marriott (5855 W. Century) (310) 641-5700
 Westin L.A. Airport (5400 W. Century) (310) 216-5858

AIRLINES

American (800) 433-7300
 Delta (800) 221-1212
 Southwest (800) 435-9792
 United (800) 864-8331

RENTAL CARS

Avis (800) 352-7900
 Hertz (800) 654-4173
 Dollar (800) 800-5252
 Budget (800) 214-6094
 National (844) 393-9989
 Enterprise (855) 266-9565

TAXICABS

Yellow Cab (424) 222-2222
 United (800) 822-8294
 Checker (800) 300-5007

USC Sports Information Office



Tim Tesselone



Darcy Couch



Dave Tuttle



Jeremy Wu



Katie Ryan



Jacob Breems

USC Sports Information Directors

| | |
|--------------------|---------|
| Cecil (Teet) Carle | 1925-27 |
| Al Wesson | 1928-42 |
| Dick Nash | 1943-48 |
| Bob Smith | 1949-51 |
| Tom Lawless | 1952 |
| H.D. Thoreau | 1953-55 |
| Don Richman | 1956-59 |
| Don Simonian | 1960-62 |
| George Ambrose | 1963-66 |
| Don Andersen | 1967-73 |
| Jim Perry | 1974-84 |
| Tim Tesselone* | 1984- |

*Member of College Sports Information Directors of America Hall of Fame

Note: Wesson was USC's first fulltime director of the Athletic News Service (the name was changed to Sports Information in the mid-1970s). He originally was hired to direct the University News Bureau, but he found it difficult to cover both university affairs and athletic events so he suggested the formation of the Athletic News Service, with him as the director. He held that position until joining the U.S. Navy in 1942. Little known fact: as a student member of the Trojan Marching Band, Wesson wrote the words and music to USC's alma mater, "All Hail," for the finale of a 1923 campus show.

The University of Southern California

·Founded in 1880, the University of Southern California is the oldest private research university in the western United States.

·There are more than 375,000 living alumni in the Trojan Family. USC alumni can be found in positions of leadership all over the world.

·An anchor institution in Los Angeles, USC has two main campuses: the University Park Campus, located near Exposition Park, a center of world-class museums and recreational parks; and the Health Sciences Campus, three miles northeast of downtown Los Angeles.

·USC also has programs and centers in Alhambra, Catalina Island, Marina Del Rey, Orange County, and other Southern California locations, as well as in New York, Sacramento, San Francisco, Boston and Washington, D.C. USC also has international offices in Beijing, Hong Kong, London, Mexico City, Mumbai, São Paulo, Seoul, Shanghai and Taipei.

·The university's 2018-19 fall enrollment was 47,500, including 20,000 undergraduates and 27,500 graduate and professional students.

·Diversity is a hallmark of the USC student community. USC students come from all 50 states, five territories, and more than 130 countries.

·With more than 11,300 international students on its campuses, USC has enrolled more students from outside the United States than nearly any other university or college in the country.

·The university provides more than \$556 million in financial aid to support its students - one of the largest pools of university-funded financial aid of any private university in the country. Nearly two thirds of the undergraduate student population attend college on some form of need-based financial aid.

·Since 1969, USC has been a member of the Association of American Universities, the elective body that unites 62 leading public and private research universities in the United States and Canada.

·With more than \$889 million in annual research expenditures, USC is one of a small number of premier research institutions upon which the United States depends for a steady stream of new knowledge, art and technology.

·USC has more than 4,450 full-time faculty members.

·Children's Hospital Los Angeles, one of the world's finest pediatric academic medical centers, has been associated with Keck Medicine of USC for more than 85 years, sharing a common mission to improve the health and well-being of children in our community.

·USC's faculty include Nobel laureates Angus Deaton, James Heckman, Murray Gell-Mann, Daniel McFadden and Arieh Warshel; National Medal of Arts winner Morten Lauridsen; National Medal of Technology and Innovation winner Mark Humayun; Turing Prize winner Leonard Adleman; Pritzker Prize winner Frank Gehry; MacArthur fellows Luis Alfaro, Josh Kun, Elyn Saks, Jacob Soll and Viet Thanh Nguyen; musical artists Glenn Dicterow and Michael Tilson Thomas; world-renowned artist Mary Kelly; and poet and former National Endowment for the Arts Chair Dana Gioia.

·Among USC's distinguished alumni are astronauts Neil Armstrong and Charles Bolden Jr.; musicians Herb Alpert and Lee Ritenour; opera star Marilyn Horne; architects Frank Gehry, Jon Jerde, Thom Mayne and Paul Revere Williams; sports-medicine pioneer Robert Kerlan; entertainment icons Will Ferrell, Ron Howard, George Lucas, John Wayne and Forest Whitaker; four-star U.S. General H. Norman Schwarzkopf; Olympic medalists Louis Zamperini, Janet Evans, Lisa Leslie, John Naber, Allyson Felix and Rebecca Soni; former U.S. Secretary of State Warren Christopher; California Supreme Court Chief Justice Malcolm Lucas and Associate Justice Joyce L. Kennard; former U.S. Ambassador to Australia, South Africa, Liberia and the United Nations Edward Perkins; former South Korean Prime Minister Kang Young-Hoon; rocket scientist Yvonne Brill; film composers Jerry Goldsmith and James Horner; producers Barney Rosenzweig and David L. Wolper; retired aerospace executive Wanda Austin; Indian novelist and journalist Raj Kamal Jha; AARP founder Ethel Percy Andrus; and business leaders Dan Bane of Trader Joe's, Marc Benioff of Salesforce.com, Jerry and Jeanie Buss of the L.A. Lakers, Rick Caruso of Caruso Affiliated, Y. H. Cho of Korea Air, Cogent founder Ming Hsieh, B. Wayne Hughes of Public Storage, and Andrew Viterbi of Qualcomm.

USC Athletic Directors

| | |
|-------------------|-----------|
| Willis O. Hunter* | 1925-57 |
| Jess Hill* | 1957-72 |
| John McKay | 1972-75 |
| Richard Perry* | 1975-84 |
| Mike McGee* | 1984-93 |
| Mike Garrett | 1993-2010 |
| Pat Haden | 2010-2016 |
| Lynn Swann | 2016- |

*Member of National Association of Collegiate Directors of Athletics Hall of Fame

Note: Records are unclear prior to Hunter's tenure. One reference source listed William Clay as "athletic manager" in 1909 and cited him as USC's first A.D. Another source listed Elmer Henderson as football coach and athletic director from 1919 to 1924. Still another source said "graduate managers" were akin to athletic directors and listed Warren Bovard, Henry Bruce, Gwynn Wilson (1921-30) and Arnold Eddy (1930 and on) in that role [that source also claimed Eddy was athletic director in 1941-44].

