

CLT CHARLOTTE BASEBALL

Joe Templin | Assistant Director of Media Relations
 Barnhardt Student Activity Center 257
 9201 University City Blvd. | Charlotte NC, 28223
 (704) 687-1838 (O) • (231) 250-7542 (C)
 jtemplin@uncc.edu
 www.Charlotte49ers.com

2023 CHARLOTTE BASEBALL SCHEDULE

FEBRUARY (5-4)

FRI. 17	BALL STATE	L, 1-2
SAT. 18	BALL STATE (G1)	W, 9-4 (7)
SAT. 18	BALL STATE (G2)	W, 9-5 (7)
SUN. 19	BALL STATE	W, 19-5 (7)
Tue. 21	at Clemson	L, 5-9
FRI. 24	ARMY	L, 6-7 (13)
SAT. 25	ARMY	L, 10-11
SUN. 26	ARMY	W, 11-2
TUE. 28	UNC ASHEVILLE	W, 13-8

MARCH (7-9)

Fri. 3	at #11 Virginia Tech	L, 11-13 (10)
Sat. 4	at #11 Virginia Tech	L, 3-6
Sun. 5	at #11 Virginia Tech	L, 4-12
WED. 8	UNCW *	L, 9-11
FRI. 10	OLD DOMINION	W, 10-2
SAT. 11	OLD DOMINION	L, 2-11
SUN. 12	OLD DOMINION	CANCELED
TUE. 14	NORTH CAROLINA	L, 3-16
Fri. 17	at Louisiana Tech *	L, 1-2
Sat. 18	at Louisiana Tech *	W, 14-6
Sun. 19	at Louisiana Tech *	W, 9-0
TUE. 21	#4 SOUTH CAROLINA &	W, 6-2
FRI. 24	DALLAS BAPTIST *	L, 2-6
SAT. 25	DALLAS BAPTIST *	L, 2-4
SUN. 26	DALLAS BAPTIST *	W, 8-1
TUE. 28	GARDNER-WEBB	W, 6-5
Fri. 31	at UAB *	W, 11-3

APRIL (10-8)

Sat. 1	at UAB *	L, 1-2
Sun. 2	at UAB *	W, 5-0
TUE. 4	RADFORD	W, 10-0 (7)
THU. 6	UTSA (G1) *	L, 3-5
THU. 6	UTSA (G2) *	W, 12-10
SAT. 8	UTSA *	CANCELED
TUE. 11	WINTHROP	W, 4-3
Fri. 14	at Rice *	W, 1-0
Sat. 15	at Rice *	W, 4-1
Sun. 16	at Rice *	W, 16-2
Tue. 18	at #14 North Carolina	L, 3-5
WED. 19	#6 EAST CAROLINA &	L, 2-6
FRI. 21	UAB *	W, 4-1
SAT. 22	UAB *	W, 11-6
SUN. 23	UAB *	W, 2-0
Tue. 25	at Winthrop	L, 2-5
Fri. 28	at WKU *	L, 4-8
Sat. 29	at WKU *	L, 3-5
Sun. 30	at WKU *	L, 10-14

MAY

Tue. 2	at #7 Coastal Carolina	6:00 PM
FRI. 5	FLORIDA ATLANTIC *	6:00 PM
SAT. 6	FLORIDA ATLANTIC *	3:00 PM
SUN. 7	FLORIDA ATLANTIC *	1:00 PM
Fri. 12	at FIU *	6:30 PM
Sat. 13	at FIU *	5:00 PM
Sun. 14	at FIU *	12:00 PM
Tue. 16	at South Carolina	7:00 PM
THU. 18	MIDDLE TENNESSEE *	6:00 PM
FRI. 19	MIDDLE TENNESSEE *	6:00 PM
SAT. 20	MIDDLE TENNESSEE *	1:00 PM

24-28 Conference USA Championships!

* Conference USA Game

& Played at Truist Field (Uptown Charlotte, N.C.)

+ Played at Atrium Health Ballpark (Kannapolis, N.C.)

! Conference USA Championships (Houston, Texas)

GAME #44

Tuesday, May 2, 2023 • 6 PM

Conway, S.C. • Springs Brooks Stadium

Stream: ESPN+ (Joe Catenacci - PxP)

Radio: CUSA.TV (Joe Templin - PxP)



AT



CHARLOTTE
49ERS

22-21 (12-8 C-USA)

#7 COASTAL CAROLINA
CHANTICLEERS

28-14 (15-6 SUN BELT)

QUICK FACTS

GENERAL INFORMATION

Location.....Charlotte, N.C.
 Founded.....1946
 Enrollment.....30,448
 Nickname.....49ers
 Colors.....Green (PMS 7484) and White
 Conference.....Conference USA
 Chancellor.....Dr. Sharon L. Gaber
 Athletic Director.....Mike Hill
 Executive Associate AD/SWA.....Ragean Hill

TEAM INFORMATION

2022 Overall Record.....36-22 (.621)
 2022 Conference USA Record.....17-13 (.567)
 2022 Conference USA Finish.....7th
 2022 Postseason.....C-USA Tournament (1-2)
 Position Players Returning/Lost.....11/5
 Pitchers Returning/Lost.....11/9
 Newcomers.....15
 First year of baseball.....1979
 Program record.....1267-1089-8 (.538)
 C-USA Record.....244-268-1 (.477)

BASEBALL STAFF

Head Coach.....Robert Woodard, 4th season
 Alma Mater.....North Carolina, 2007
 Record at Charlotte.....85-51 (.625)
 Career Record.....85-51 (.625)
 Associate Head Coach.....Toby Bicknell
 Assistant Coach/Hitting Coordinator.....Phillip Cebuhar
 Pitching Coordinator.....Michael Oh
 Director of Player Development.....Tyler Simmons
 Director of Baseball Performance.....Eric McKibban
 Athletic Trainer.....Donna Nimmo

STADIUM INFORMATION

Facility.....Robert and Mariam Hayes Stadium
 Year Opened.....2007
 Capacity.....3,000
 Playing Surface.....Synthetic Turf Infield
Bermuda Grass Outfield
 Dimensions.....LF 335, CF 395, RF 315

MEDIA RELATIONS INFORMATION

Associate AD/Media Relations.....Thomas E. Whitestone
 Asst. Media Relations Dir./BSB Contact.....Joe Templin
 Office Phone.....(704) 687-1838
 Cell Phone.....(231) 250-7542
 Email.....jtemplin@uncc.edu
 Associate Media Relations Director.....Dominic Palumbo
 Assistant Media Relations Director.....Sean Fox
 Media Relations Assistant.....Bryant Avery
 Director of Video Services.....Ozzie Hernandez
 Assistant Director of Video Services.....Darrian Phillips
 Video Services Assistant.....Walter Hernandez
 Mailing Address.....9201 University City Blvd
SAC Room 257
Charlotte, NC 28223
 Website.....www.Charlotte49ers.com
 Twitter.....@CharlotteBSB
 Instagram.....@charlotte_baseball
 Facebook.....Facebook.com/charlotte49ersbsb

LEADING OFF

- Charlotte was swept for the second time this season this weekend at WKU, falling 8-4, 5-3, and 14-10.
- The Niners hit six home runs in Sunday's game to set a season-high and mark the most homers hit in a single game since setting the program record of eight exactly one year prior.
- Cam Fisher hit a pair of home runs this weekend, bringing him up to 21 this season. He's just the second player in program history to hit at least 20 home runs in one season, joining James Matan's record of 27 homers in 1998.
- Fisher now has 39 home runs in his career wearing the Green and White, putting him tied with Barry Shifflett for the second-most career home runs in program history.
- Charlotte and Coastal Carolina have played each other 24 times and have each won 12 games, meaning Tuesday's game decides the all-time series.

PROBABLE STARTERS

CLT

#	Name	R/L	ERA	W-L	GP-GS	IP	H	R	ER	BB	SO	2B	3B	HR	oAVG
45	Miles Langhorne	RHP	7.90	1-1	7-4	13.2	14	13	12	8	14	6	0	2	.250

CCU

#	Name	R/L	ERA	W-L	GP-GS	IP	H	R	ER	BB	SO	2B	3B	HR	oAVG
47	Bryce Shaffer	LHP	5.91	4-0	17-1	35.0	32	25	23	22	42	3	1	7	.250

LAST TIME OUT


STARTING 9

No.	Name	Pos.	AVG	R	H	RBI	BB	SO
8	Blake Jackson	CF	.236	23	30	15	22	33
6	Jack Dragum	SS	.292	28	47	30	20	28
17	Josh Patrick	DH	.218	12	12	14	16	17
1	Cam Fisher	RF	.344	49	52	46	40	39
19	Brandon Stahlman	3B	.296	16	40	28	20	36
14	Austin Knight	2B	.224	21	32	31	7	35
9	Kaden Hopson	C	.243	32	37	18	35	28
24	Calvert Clark	LF	.148	6	4	0	8	12
23	Spencer Nolan	1B	.196	22	18	10	20	36

HITTING STATS

Player	ab	r	h	rbi	bb	so
Blake Jackson cf	5	1	1	0	0	3
Jack Dragum ss	5	1	2	3	0	0
Josh Patrick dh	3	0	0	0	0	2
Will Butcher ph	2	0	0	0	0	2
Cam Fisher rf	4	3	2	1	1	0
Brandon Stahlman 3b	5	2	3	4	0	0
Austin Knight 2b	5	0	0	0	0	1
Kaden Hopson c	4	2	2	2	0	1
Calvert Clark lf	3	0	0	0	0	2
Spencer Nolan 1b	3	1	1	0	1	0

DEFENSIVE LINEUP



PITCHING STATS

Charlotte	ip	h	r	er	bb	so	ab	bf
Cameron Hansen	6.0	7	5	5	2	5	23	26
Evan Michelson	0.2	3	5	5	1	0	5	7
Clark Dearman	0.1	2	3	0	0	1	3	5
Hale Sims	1.0	3	1	1	0	0	6	6

MEDIA NOTE

When referring to the team, please use "Charlotte 49ers." Niners is also acceptable. For scoreboard reference: Charlotte, CLT, or 49ers are all acceptable.

PLEASE DO NOT USE/SAY: UNC Charlotte or UNCC



Last Time Out

Charlotte was in the middle of its five-game road swing this weekend with a series at WKU. The Niners were swept by the Hilltoppers, falling 8-4, 5-3, and 14-10. CLT did most of its damage over the weekend with the longball, hitting 10 homers in the series - with the majority of them being solo shots. Jack Dragum, Cam Fisher, Brandon Stahlman, and Kaden Hopson all had a pair of homers in the series, with Stahlman and Hopson both leaving the yard twice on Sunday.

Fishing with the Best of the Best

Cam Fisher joined elite Charlotte 49ers company on Saturday with his 20th home run of the season. He became just the second player in program history to hit 20 home runs in a single season, joining James Matan's program record of 27 bombs in the 1998 season. Fisher leads Conference USA in home runs and is tied for second in the country. He now has 39 in his career, putting him tied for second with Barry Shifflett for the second-most career home runs in team history and one away from joining Matan as the only two players to hit 40 in their careers at Charlotte.

Catch of the Day

Fisher also finds himself near the top of Charlotte's top hitters in terms of career slugging percentage, currently sitting in second place all-time. His career slugging percentage after this weekend sits at .684, putting him just above current-No. 2 David McCabe (.679) and only behind career leader Rob Lyerly's mark of .713. His SLG% this season of .801 would be the third-highest in program history if it holds through the end of the year. Fisher is 13th in the country in slugging percentage and is 49th in on base percentage at .497 while ranking 34th in all of D1 baseball with 121 total bases.

Hitting Dingers

Charlotte hit a total of 10 home runs this past weekend at WKU, hitting a season-high six homers in Sunday's series finale. The six dingers on Sunday are the most the Green and White have hit in a single game since setting the program record of eight exactly one year ago prior to Sunday's game. The Niners have now hit a total of 68 deep shots this season, putting CLT on pace for 85 by the time the C-USA Championships roll around.

WHIP it Real Good

Cameron Hansen leads the team and is second in the conference with a 0.98 WHIP this season, putting him 12th in the country. Friday starter Wyatt Hudepohl is close behind with a 1.14 WHIP to sit sixth in the league and 85th in the country. As a team, the Niners are second in C-USA and 38th in the nation with a 1.37 WHIP.

Circle K

Hudepohl has struck out at least five opponents in seven of his 11 starts and has punched out at least 10 on three occasions, including getting a program-record 17 batters on strikes against Old Dominion. He now has 84 strikeouts on the season, putting him tied for the Conference USA lead and 13th in the country.

Ringin' Them Up

The Niners struck out WKU 20 times last weekend, including 10 in Friday's game for the 23rd game out of 43 this season with double-digit strikeouts. CLT averages 10.0 strikeouts per nine innings to sit second in Conference USA and 34th in the country while the team's 417 total Ks are also second in the league. Charlotte averages 9.70 strikeouts in each game, putting the Green and White on pace for 524 total punchouts in the regular season.

Battle Tested

Charlotte scheduled stiff competition this season and it is reflected in the strength-of-schedule rankings as the Green and White currently have the 35th-hardest strength-of-schedule, according to the NCAA. The slate includes seven teams that reached the postseason in 2022, with three of those advancing to Super Regionals. Because of this, Charlotte's non-conference schedule rates as the fifth-toughest in the nation, behind only Coastal Carolina, Indiana State, Liberty, and Florida A&M. Florida Atlantic has the next-toughest schedule in C-USA this season according to the NCAA, with a non-conference SOS of 27th and an overall SOS of 44th.

Top-10 Opponents

With Coastal Carolina sitting inside the top 10 in all five major polls and peaking at No. 7, it marks the first time since the 2917 season that the 49ers have played three different teams ranked inside the top 10. That season Charlotte played No. 4 South Carolina and No. 6 NC State in midweek games and traveled to No. 8 ECU for a weekend series, picking up a win over the Wolfpack and getting one win over the Pirates.

Jack Attack

Jack Dragum has been Charlotte's best hitter in conference play, leading the team in league games with a .378 batting average and 31 hits. He's got five two-baggers and four home runs and has only struck out six times in the 20 conference games - the fewest Ks on the team among players that have played in at least 10 C-USA contests. Since the start of conference play, he's raised his overall average .179 points to .292 for the third-best average on the team.

Walking on Sunshine

The Niners are currently first in C-USA and 25th in the country in bases on balls taken this season with 246 on the year. The Green and White led the NCAA in walks per game a year ago and currently average 5.72 this season. With that rate, CLT is on pace to walk 309 times this season.

Last Midweek Game

Charlotte had a road midweek contest on Tuesday at Winthrop and fell in the rematch with the Eagles, 5-2. Kaden Hopson had the big hit of the day for the Green and White as he launched a solo home run over the fence in right and Calvert Clark recorded his first career extra-base hit with a double in the ninth. The Niners had a chance to level the game with the tying run on first and two outs in the ninth but were unable to bring anyone around.

Hansen's No-Hit Bid

Cameron Hansen took a no-hitter into the ninth inning last Sunday against UAB before ultimately losing it with one out on a bloop single into shallow centerfield. It's the second time in as many years that a Niner pitcher has taken a no-no into the ninth after Matt Brooks last his no-hit bid against Winthrop last season with two down in the final frame.

Weekly Honors for Hansen

Hansen picked up his second Pitcher of the Week award last Monday after his near no-hitter the previous day, becoming the first 49er since David McCabe in 2021 to win multiple conference weekly awards in the same season. No CLT pitcher had ever won multiple C-USA Pitcher of the Week honors before Hansen, with the last pitcher to win a weekly award multiple times in one season coming back in 2013 as a member of the Atlantic 10 Conference when Brock Hudgens was named A-10 Pitcher of the Week three times.

CONFERENCE USA RPI RANKINGS

School	Rank
Dallas Baptist.....	15
UTSA.....	48
Florida Atlantic.....	67
CHARLOTTE.....	78
Louisiana Tech.....	121
Rice.....	143
Middle Tennessee.....	166
WKU.....	175
UAB.....	184
FIU.....	213



New Digs

CLT busted out its white hats with green bills for the first time this season, using the lids in two different uniform combinations last week. The two new uni combos give the Green and White a total of 10 unique uniform combinations from head to toe this season.

Playing in Our Uptown World

The Green and White played their second game of the season in Uptown at Truist Field on April 19, featuring the second top-10 opponent the Niners have faced this year. The game against ECU drew a crowd of 4,678 - representing the fifth-largest crowd in Uptown for a Charlotte baseball game all-time and the most since the COVID-19 Pandemic and the renaming of the stadium from BB&T Ballpark to Truist Field.

Woody's 100th Win

The win last Thursday against UTSA was a historic one for the program and for head coach Robert Woodard as he won his 100th career game as a head coach. It was his 166th total game as skipper of the program, making him the fastest coach in program history to reach the century mark.

A Fish in Golden Spikes

Fisher was named to the Golden Spikes Award Midseason Watch List after his torrid start to the season. The Golden Spikes Award is given annually to the nation's top amateur baseball player. This year's midseason watch list features 45 names. Fisher joins Austin Knight from his 2021 season as the only two Charlotte players ever named to the Golden Spikes Midseason Watch List.

Blanking Back to Back

The shutout against Radford was the second consecutive game the Green and White kept its opponent off the scoreboard after beating UAB 5-0 on the preceding Sunday to win the series from the Blazers. It's the 15th time in program history Charlotte has had two consecutive shutouts and the first time since the 2011 season when the Niners beat Richmond 1-0 and 6-0 in the final two games of a series in May that year, en route to an NCAA Regional appearance.

PRO NINERS CHARLOTTE PLAYERS IN MLB ORGANIZATIONS		
Pos.	Name	Organization (Level)
INF	Nate Furman	Cleveland Guardians (A)
LHP	Spencer Giesting	Arizona Diamondbacks (High-A)
LHP	Josh Maciejewski	New York Yankees (AA)
LHP	Quinton Martinez	Los Angeles Angels (A)
INF	David McCabe	Atlanta Braves (A)
RHP	Bryce McGowan	Colorado Rockies (A)
C	Aaron McKeithan	St. Louis Cardinals (High-A)

Climbing the Ranks

Fisher was named the 61st-best outfielder according to D1 Baseball during the preseason, one of five Niners ranked at their respective positions. Fisher was the only one still ranked in the newest edition of the rankings after week six last week and has rocketed into the top 20 as the No. 15-best outfielder according to the publication.

Take a Walk on the Wild Side

Kaden Hopson was at the plate for the walk-off wild pitch to help the Niners beat Gardner-Webb on March 28, making him the man at the dish for each of CLT's two most recent walk-off wins. Hopson delivered the walk-off single last year on March 20 to help the Niners defeat WKU and win the first Conference USA series of the 2022 season.

Oh What a Night

Charlotte defeated a ranked opponent for the first time in 2023 with a 6-2 victory over No. 4 South Carolina in Uptown on March 21. The Niners used a five-run third inning and tacked on another run in the fourth to hold a 6-0 advantage and held off a late Gamecock comeback. South Carolina got one in the sixth and then scored again in the ninth, eventually loading the bases and bringing the tying run to the plate with two outs before CLT finished things off.

Upset in Uptown

The Uptown win was just the fourth time the Green and White have taken down a top-five opponent in program history. The highest-ranked win the Niners have ever had came back in 2008 against South Carolina when the Gamecocks were ranked No. 3. Since then, CLT has defeated No. 4 Arkansas in 2018 and No. 5 North Carolina in 2009.

A New Record Holder

Wyatt Hudepohl set a program record in the Friday game against Old Dominion with 17 strikeouts, becoming the first Niner to ever reach 17 Ks in a game. The previous record of 16 was first set in 1989 by Joe Ganote and was matched later that season by Scott Muscat. It happened one other time, 10 years later, when John McKay recorded 16 punchouts in 1999 for the most recent occurrence.

Conference Records Too!

Hudepohl's 17-strikeout performance also matched the Conference USA single-game record that was set twice prior, both by pitchers from Memphis. Chad Harville first established the record in 1997 and it was matched by Derek Hankins in 2004 before Hudepohl's outing on Friday.

Alone at the Top of the List

His 17 strikeouts not only top program history for Charlotte but also lead the NCAA this season. Hudepohl is the only NCAA Division I baseball player with more than 15 strikeouts this year, moving past the previous two pitchers who shared this season's mark of 15. Angelo Cabral of UTRGV paced the league with 15 Ks in week two against Central Michigan on Feb. 24 before former Niner Gus Hughes equaled the feat for High Point on March 5 against Lafayette.

Another Program Record Falls

The second single-game team record fell for the 49ers in the Friday game against Army as the team's 20 punchouts are the most Charlotte has recorded as a staff in any game. The previous record of 17 was first attained in 2000 against Siena and happened three times, most recently in 2021 at WKU. Starter Wyatt Hudepohl racked up six of the 20 and Andrew Spolyar tied the team-high on the season with eight before being ultimately charged with a loss in the 13th inning.

Hits? Where We're Going We Don't Need Hits!

In the final game against Ball State, Charlotte defeated the Cardinals by a score of 19-5 for the most runs CLT has scored in a game so far in 2023. Perhaps the most impressive aspect of the victory, outside of scoring at least 19 runs in a seven-inning game for just the seventh time in program history, was the fact that the Niners only had eight hits in the contest. CLT broke the game wide open in the third inning with a 12 spot, but only had five hits in the frame, before adding five more in the sixth despite not recording a single hit in the inning.

The Dirty Dozen

Charlotte's big 12-run third inning against Ball State was one shy of the program record of 13 runs in a single inning, set back in 1985. The Green and White scored 13 runs in the second inning in that game against Campbell on April 2, 1985, but ultimately fell by a score of 16-14.

Diamond Debutants

Of the 28 players that saw the field over opening weekend, 13 of them were donning the 9 Across The Chest in a game for the first time. Brandon Stahlman, Eli Weisner, Josh Patrick, Spencer Nolan, Wyatt Hudepohl, Sam Conte, and Aubrey Gillentine all made their Charlotte debuts on opening day, while Donye Evans and Joel Sarver did so on the mound during Saturday's doubleheader. Four more debuts happened in Sunday's finale, with Calvert Clark, Breven Yarbro, Clark Dearman, and Miles Langhorne all seeing the field in Charlotte for the first time.



Preseason All-Conference USA Picks

Charlotte tied for the most selections on the 2023 Conference USA Preseason All-Conference Team with four picks. Jack Dragum and Cam Fisher both return after being named All-Conference the season before, and they are joined by 2021 C-USA Player of the Year Austin Knight and Jake Cunningham. Florida Atlantic's Nolan Schanuel and LA Tech's Jonathan Fincher took home Preseason Player and Pitcher of the Year honors, respectively. The only other team with four Preseason All-Conference selections was UTSA, with three of those four coming from the mound.

Tabbed Fourth in the C-USA Preseason Coaches Poll...

As a team, Charlotte was picked fourth by the Conference USA coaches. Last year's C-USA Tournament champions Louisiana Tech picked up five first-place votes to edge league newcomer Dallas Baptist (four-first place votes) by a single point for the top spot in the poll. Florida Atlantic finished third and the Niners picked up one first-place vote in fourth place, four points behind the Owls. UTSA was slated for fifth to round out the top half of the poll and was followed by Middle Tennessee and UAB (tied for sixth), Rice, FIU, and WKU.

...But Picked to Win by D1 Baseball

D1 Baseball's Conference USA outlook painted a brighter picture for Niner fans after selecting CLT to win the league this season. The publication put Charlotte atop the list, followed by Louisiana Tech, Dallas Baptist, and Florida Atlantic in the top four. Two teams from the league were picked by D1 Baseball to make a regional in the preview, with the Niners joined by 2022 Regionals participant LA Tech. The Niners were well represented on D1 Baseball's list of the top prospects in C-USA as well, leading the way with nine prospects listed in the league's top 40, the most of any C-USA team according to D1 Baseball.

Perfect Game Preseason Honors

Charlotte also landed a pair of players on Perfect Game's Preseason All-Conference USA Team, with Jake Cunningham and Collin Kramer making the list. Cunningham received extra attention from PG as well, being tabbed as the Conference USA Player of the Year.

Preseason All-America Honor for Cunningham

Cunningham's preseason recognition continued in the form of a Third Team All-America honor from Prospects Live. He was one of two Conference USA players named to the Third Team Preseason All-America Team from Prospects Live, along with FAU's Schanuel.

Climbing up D1 Baseball's List

Ahead of the season, D1 Baseball released its list of the top 100 programs in college baseball - the first time they've published the list since 2019. Charlotte was not in either of the first three iterations but debuted at No.74 this year, ranking at No. 4 in Conference USA and No. 8 in the state of North Carolina. The Niners' schedule is chock-full of teams in the top 100, featuring games against teams ranked 14th (North Carolina), 22nd (East Carolina), 27th (Dallas Baptist), 30th through 32nd (Coastal Carolina, Clemson, South Carolina), 47th (Louisiana Tech), 48th (Virginia Tech), 52nd (Florida Atlantic), 64th (Old Dominion), 66th (UNCW), 78th (Rice), 79th (Army), and 98th (Ball State).

NCAA Tournament Teams on the Schedule

Seven of those teams in the top 100 rankings on Charlotte's schedule featured in the NCAA Tournament last year, accounting for 16 of the 56 games on CLT's schedule. Army, ECU, LA Tech, and UNC all won their respective conference tournaments while Coastal, DBU, and Virginia Tech earned at-large bids. Three of them earned national seeds in last year's tournament - Virginia Tech (No. 4), East Carolina (No. 8), and North Carolina (No. 10) - and all three advanced to the Super Regionals.

Farewell to Conference USA

After rejoining Conference USA ahead of the 2014 season, Charlotte is once again saying goodbye to the conference it was a founding member of, with the Niners moving to the American Athletic Conference this coming summer. CLT has an overall record of 244-268-1 in C-USA action and won the 2021 Regular Season Championship after winning a program-record 24 conference contests that year.

Space City Send-Off

The 2023 Conference USA season will conclude with the Conference USA Championships in Houston from May 24-28, hosted by another school leaving for the American Athletic Conference - Rice. The Owls have hosted the C-USA Championships twice before - in 2006 and 2013 - both Charlotte's first and last seasons as a member of the Atlantic 10 Conference. The city of Houston (by way of the University of Houston) has hosted the event an additional two times, but the 49ers have yet to play a postseason contest in Space City.

Top-25 Transfer Class as a Whole

CLT ranked No. 21 in D1 Baseball's top transfer classes, bringing in 13 total transfers. Five of the 13 come from other Division I programs (Evans, Wyatt Hudepohl, Aubrey Gillentine, Miles Langhorne, Clark Dearman), seven come from the JUCO ranks (Stahlman, Josh Patrick, Danny Helfgott, Eli Weisner, Andrew Spolyar, Joel Sarver, Nick Cosentino), and one comes from Division III's Trinity College in Sam Conte. Those 13 are joined by freshmen Spencer Nolan and Calvert Clark to round out Charlotte's 15-member incoming class.

Among the Best at Their Positions

Five Niners were recognized as being some of the best at their positions by D1 Baseball leading into the season, with Charlotte recognized at starting pitcher, second base, shortstop, and outfield. Evans was named the 101st-best starter, Austin Knight slotted in at No. 24 at second base, Jack Dragum led CLT in the rankings as the 21st-best shortstop, and Jake Cunningham and Cam Fisher represented the Green and White in the outfield at Nos. 35 and 61, respectively.

#PACKTHEHAYES

CHARLOTTE HOME ATTENDANCE THIS SEASON

Date	Opponent	Result	Attn.	Date	Opponent	Result	Attn.
2/17	Ball State	L, 1-2	869	3/28	Gardner-Webb	W, 6-5	567
2/18	Ball State (DH)	W 9-4; W 9-5	780	4/4	Radford	W, 10-0 (7)	654
2/19	Ball State	W, 19-5 (7)	701	4/6	UTSA(DH)	L 3-5; W 12-10	581
2/24	Army	L, 6-7 (13)	779	4/7	UTSA	CANCELED	
2/25	Army	L, 10-11	709	4/11	Winthrop	W, 4-3	697
2/26	Army	W, 11-2	725	4/19	East Carolina &	L, 2-6	4,678
2/28	UNC Asheville	W, 13-8	535	4/21	UAB	W, 4-1	1,030
3/8	UNCW +	L, 9-11	1,769	4/22	UAB	W, 11-6	762
3/10	Old Dominion	W, 10-2	621	4/23	UAB	W, 2-0	693
3/11	Old Dominion	L, 2-11	859	5/5	Florida Atlantic		
3/12	Old Dominion	CANCELED		5/6	Florida Atlantic		
3/14	#18 North Carolina	L, 3-16	1,522	5/7	Florida Atlantic		
3/21	#4 South Carolina &	W, 6-2	2,161	5/18	Middle Tennessee		
3/24	Dallas Baptist	L, 2-6	734	5/19	Middle Tennessee		
3/25	Dallas Baptist	L, 2-4	812	5/20	Middle Tennessee		
3/26	Dallas Baptist	W, 8-1	805				

+ - Played at Atrium Health Ballpark (Kannapolis, N.C.)

& - Played at Truist Field (Uptown Charlotte, N.C.)

Total Home Attendance: 24,043

Avg. Home Attendance: 962

Total Attendance at the Hayes: 15,435

Avg. Hayes Attendance: 702



Bick's One of the Best

Charlotte Associate Head Coach Toby Bicknell was recognized as one of the top assistant coaches in the country according to D1Baseball during the offseason. Bicknell has been on Charlotte's staff for the last three seasons and doubles as the program's recruiting coordinator. The Charlotte native has over 25 years of experience in the game of baseball at both the high school and collegiate levels and has been instrumental in the Niners' recent success.

1,149 Miles to Omaha

Playing at Charles Schwab Field in Omaha is every college baseball team's ultimate goal and some in the national media are picking the 49ers as a surprise team to make the journey this season. Aaron Fitt of D1Baseball tabbed the Niners as his sleeper team to reach the College World Series this year, projecting Charlotte to have one of the best lineups in not only Conference USA, but all of college baseball.

AWARDS & HONORS

Jake Cunningham

Prospects Live Preseason Third Team All-American
Preseason All-Conference USA
Perfect Game Preseason All-Conference USA
Perfect Game Preseason C-USA Player of the Year
D1 Baseball Preseason Top Outfielders (No. 35)

Cam Fisher

Preseason All-Conference USA
D1 Baseball Preseason Top Outfielders (No. 61)
D1 Baseball Week Six Top Outfielders (No. 15)
Perfect Game Midseason Second Team All-American (April 4)
Golden Spikes Midseason Watch List (April 5)

Wyatt Hudepohl

D1 Baseball Player of the Day (March 10)
Collegiate Baseball National Players of the Week (March 13)
Perfect Game Player of the Week (March 14)
Conference USA Pitcher of the Week (April 17)
Kendall Rogers Five-Star Performer Week 9 (No. 4)

Austin Knight

Preseason All-Conference USA
D1 Baseball Preseason Top Second Basemen (No. 24)
Conference USA Hitter of the Week (Feb. 20)

Jack Dragum

Preseason All-Conference USA
D1 Baseball Preseason Top Shortstops (No. 21)
Diamond Niner Report Play of the Week (March 21)

Donye Evans

D1 Baseball Top Impact Transfers (No. 51)
D1 Baseball Preseason Top Starting Pitchers (No. 101)

Aubrey Gillentine

SportsCenter Top 10 Plays, #2 (Feb. 24)
Diamond Niner Report Play of the Week (Feb. 28)

Cameron Hansen

Conference USA Pitcher of the Week (March 20)
Conference USA Pitcher of the Week (April 24)

Collin Kramer

Perfect Game Preseason All-Conference USA

Brandon Stahlman

D1 Baseball Top JUCO Transfers (No. 39)

Kaden Hopson

OrthoCarolina Student-Athlete of the Week (Feb. 20)

JD Suarez

Diamond Niner Report Play of the Week (March 8)

Big Upgrades at the Hayes

Charlotte baseball fans are in for a treat this season with the addition of a brand new, state-of-the-art video board in right-center field. The new board replaces the old scoreboard that has stood beyond the fence at the Hayes since the 1980s. It is the second consecutive season with major upgrades at the home of the baseball program after brand new turf, including a turf pitching mound, was installed before the 2022 season last year.

A Season for the Record Books

The 2022 season for Charlotte Baseball was one of the best seasons in program history, with the Niners ending the year ranking in the top five in program history in multiple categories. CLT drew 371 walks during the season, including 17 in one game at UTSA, setting the single-season program record and matching the single-game record. The team clobbered 99 home runs (second-most) as part of 489 total runs scored (third-most) and finished fourth in program history in slugging percentage (.469) and on-base percentage (.415). On the mound, the Niners tossed 532 strikeouts for the second-most in program history and second consecutive season of 500+ Ks. The team's 9.3 K/9 rate is the second-best in program history while a .247 opponent batting average was the third-lowest CLT has recorded. Showing the completeness of the team, Charlotte also posted the second-best fielding percentage in program history (.977) and the third-fewest errors in a single season with 49.

Draft Day Success

Charlotte had three players selected last July at the 2022 MLB Draft for the most 49ers taken in a single draft since the 2017 edition. Nate Furman became CLT's highest draft pick since that 2017 draft and fifth-highest overall when he was taken in the fourth round at No. 121 overall by the Cleveland Guardians. David McCabe was taken moments later by the Atlanta Braves with the 125th overall pick and Spencer Giesting was taken by the Arizona Diamondbacks with the second pick of day three (Rd. 11 P. 318). The three selections in the latest draft bring Charlotte's total up to 62 as a program. Also joining the professional ranks last summer was Quinton Martinez, who signed as a free agent with the Los Angeles Angels after the draft.

Another All-American

Before McCabe left the 704 for the professional ranks, the Canadian became the 11th All-American in program history and gave CLT back-to-back All-Americans for the first time since the 2007-08 seasons. 'Big Maple' was named to the NCBWA All-American Third Team after hitting .386 with a .784 slugging percentage, 16 home runs, and 52 RBIs on 59 hits in just 42 games.

In Memoriam

The Charlotte baseball family lost two key pieces just before the 2023 season began. Greg Simmons, father of Director of Baseball Operations Tyler Simmons, and BJ Bicknell, mother of Associate Head Coach Toby Bicknell, were both called home in the weeks leading up to the season beginning. The Niners will honor their memories with helmet decals featuring their initials for the duration of the season.



2023 RESULTS

Date	Opponent	W/L	Score	Inns.	Overall	C-USA	CLT Pitcher of Record	Attend.	Time
Feb. 17	Ball State	L	1-2	9	0-1	---	Wyatt Hudepohl (0-1)	869	3:30
Feb. 18	Ball State (G1)	W	9-4	7	1-1	---	Donye Evans (1-0)	---	2:46
	Ball State (G2)	W	9-5	7	2-1	---	Paxton Thompson (1-0)	780	2:44
Feb. 19	Ball State	W	19-5	7	3-1	---	Clark Dearman (1-0)	701	3:13
Feb. 21	at Clemson	L	5-9	9	3-2	---	Aubrey Gillentine (0-1)	4,200	3:28
Feb. 24	Army	L	6-7	13	3-3	---	Andrew Spolyar (0-1)	779	4:17
Feb. 25	Army	L	10-11	9	3-4	---	Sam Conte (0-1)	709	3:26
Feb. 26	Army	W	11-2	9	4-4	---	Miles Langhorne (1-0)	725	2:41
Feb. 28	UNC Asheville	W	13-8	9	5-4	---	Andrew Spolyar (1-1)	535	3:44
March 3	at #11 Virginia Tech	L	11-13	10	5-5	---	Evan Michelson (0-1)	614	3:49
March 4	at #11 Virginia Tech	L	3-6	9	5-6	---	Collin Kramer (0-1)	1,237	3:11
March 5	at #11 Virginia Tech	L	4-12	9	5-7	---	Miles Langhorne (1-1)	1,049	3:22
March 8	UNCW +	L	9-11	9	5-8	---	Paxton Thompson (1-1)	1,769	3:51
March 10	Old Dominion	W	10-2	9	6-8	---	Wyatt Hudepohl (1-1)	621	2:17
March 11	Old Dominion	L	2-11	9	6-9	---	Collin Kramer (0-2)	859	3:08
March 12	Old Dominion	CANCELED							
March 14	North Carolina	L	3-16	9	6-10	---	Andrew Spolyar (1-2)	1,522	3:04
March 17	at Louisiana Tech *	L	1-2	9	6-11	0-1	Wyatt Hudepohl (1-2)	2,064	2:27
March 18	at Louisiana Tech *	W	14-6	9	7-11	1-1	Paxton Thompson (2-1)	2,117	3:09
March 19	at Louisiana Tech *	W	9-0	9	8-11	2-1	Cameron Hansen (1-0)	1,947	2:42
March 21	#4 South Carolina &	W	6-2	9	9-11	---	Collin Kramer (1-2)	2,161	2:48
March 24	Dallas Baptist *	L	2-6	9	9-12	2-2	Wyatt Hudepohl (1-3)	734	2:20
March 25	Dallas Baptist *	L	2-4	9	9-13	2-3	Sam Conte (0-2)	812	2:29
March 26	Dallas Baptist *	W	8-1	9	10-13	3-3	Cameron Hansen (2-0)	805	2:24
March 28	Gardner-Webb	W	6-5	9	11-13	---	Evan Michelson (1-1)	567	2:59
March 31	at UAB *	W	11-3	9	12-13	4-3	Wyatt Hudepohl (2-3)	710	2:50
April 1	at UAB *	L	1-2	9	12-14	4-4	Cameron Hansen (2-1)	973	2:08
April 2	at UAB *	W	5-0	9	13-14	5-4	Donye Evans (2-0)	431	2:59
April 4	Radford	W	10-0	7	14-14	---	Collin Kramer (2-2)	654	2:04
April 6	UTSA (G1)*	L	3-5	9	14-15	5-5	Wyatt Hudepohl (2-4)	---	2:49
	UTSA (G2)*	W	12-10	9	15-15	6-5	Paxton Thompson (3-1)	581	3:12
April 8	UTSA *	CANCELED							
April 11	Winthrop	W	4-3	9	16-15	---	Hale Sims (1-0)	697	2:51
April 14	at Rice *	W	1-0	9	17-15	7-5	Wyatt Hudepohl (3-4)	2,215	2:17
April 15	at Rice *	W	4-1	9	18-15	8-5	Andrew Spolyar (2-2)	2,252	2:57
April 16	at Rice *	W	16-2	9	19-15	9-5	Paxton Thompson (4-1)	2,172	3:09
April 18	at #14 North Carolina	L	3-5	9	19-16	---	Collin Kramer (2-3)	2,959	3:13
April 19	#6 East Carolina &	L	2-6	9	19-17	---	AJ Wilson (0-1)	4,678	2:52
April 21	UAB *	W	4-1	9	20-17	10-5	Wyatt Hudepohl (4-4)	1,030	2:20
April 22	UAB *	W	11-6	9	21-17	11-5	Clark Dearman (2-0)	762	2:54
April 23	UAB *	W	2-0	9	22-17	12-5	Cameron Hansen (3-1)	693	2:10
April 25	at Winthrop	L	2-5	9	22-18	---	Collin Kramer (2-4)	248	2:53
April 28	at WKU *	L	4-8	9	22-19	12-6	Wyatt Hudepohl (4-5)	497	3:00
April 29	at WKU *	L	3-5	9	22-20	12-7	Paxton Thompson (4-2)	215	2:17
April 30	at WKU *	L	10-14	9	22-21	12-8	Evan Michelson (1-2)	236	2:51
May 2	at Coastal Carolina								
May 5	Florida Atlantic *								
May 6	Florida Atlantic *								
May 7	Florida Atlantic *								
May 12	at FIU *								
May 13	at FIU *								
May 14	at FIU *								
May 16	at South Carolina								
May 18	Middle Tennessee *								
May 19	Middle Tennessee *								
May 20	Middle Tennessee *								

* Conference USA Game

& Played at Truist Field (Uptown Charlotte, N.C.)

+ Played at Atrium Health Ballpark (Kannapolis, N.C.)



CHARLOTTE BASEBALL



2023 CHARLOTTE 49ERS BASEBALL ROSTER

No.	Name	Pos.	Ht.	Wt	Yr.	B/T	Hometown/High School (Transfer From)
1	Cam Fisher	OF	6-2	210	So.	L/R	Knoxville, Tenn. / Hardin Valley Academy (Walters State CC)
2	JD Suarez	INF	6-1	180	So.	R/R	Charlotte, N.C. / Charlotte Christian
3	Dante DeFranco	INF	5-9	165	So.	R/R	Hillsborough, N.C. / Orange
6	Jack Dragum	INF	6-1	200	Sr.	R/R	Mechanicsville, Va. / Hanover (Louisburg CC)
8	Blake Jackson	OF	6-0	190	So.	L/L	Coppell, Texas / Coppell (McLennan CC)
9	Kaden Hopson	C	6-2	200	Jr.	L/R	Redlands, Calif. / Redlands (Arizona)
11	AJ Wilson	LHP	6-2	210	Jr.	L/L	Pilot Mountain, N.C. / East Surry (East Carolina)
12	Huck Wathan	C	6-4	195	So.	R/R	Charlotte, N.C. / Charlotte Country Day
14	Austin Knight	INF	6-2	180	Sr.	R/R	Jacksonville, Fla. / Bolles School (Tennessee)
17	Josh Patrick	INF	5-11	190	Jr.	L/R	Kansas City, Mo. / Truman (Crowder)
19	Brandon Stahlman	INF	6-4	200	Jr.	L/R	Union, Mo. / San Francis Borgia Regional (State Fair CC)
21	Eli Weisner	INF	6-2	215	Sr.	R/R	Glen Allen, Va. / Deep Run (Louisburg)
22	Will Butcher	INF	6-2	210	Jr.	R/R	Arden, N.C. / T.C. Roberson (NC State)
23	Spencer Nolan	INF	6-5	190	Fr.	R/R	Wilmington, N.C. / Hoggard
24	Calvert Clark	RHP/OF	6-4	205	Fr.	R/R	Charlotte, N.C. / Charlotte Christian
26	Drew Tyndall	C	6-1	195	So.	S/R	Wilmington, N.C. / Ashley
27	Christian Lothes	LHP	6-2	225	Jr.	R/L	Hebron, Ohio / Lakewood
29	Paxton Thompson	RHP	6-1	205	Jr.	R/R	St. Michael, Minn. / St. Michael-Albertville (Parkland CC)
32	Breven Yarbro	RHP	6-3	220	So.	R/R	Chaffee, Mo. / Chaffee (Crowder College)
33	Jake Cunningham	OF	6-4	205	Jr.	R/R	Charlotte, N.C. / Ardrey Kell
34	Evan Michelson	RHP	6-0	205	Jr.	R/R	Jacksonville, Fla. / Mandarin (College of Central Florida)
35	Clark Dearman	LHP	6-2	220	Gr.	L/L	Milton, Ga. / Blessed Trinity Catholic (Presbyterian)
36	Anthony Casciola	RHP	6-2	195	Jr.	R/R	Charlotte, N.C. / Weddington (Bucknell)
37	Collin Kramer	LHP	6-5	205	So.	L/L	St. Ansgar, Iowa / St. Ansgar (NIACC)
38	Sam Conte	LHP	6-4	205	Jr.	L/L	Andover, Mass. / Phillips Academy (Trinity)
40	Andrew Spolyar	LHP	6-2	200	Jr.	L/L	Orlando, Fla. / Timber Creek (Seminole State)
41	Joel Sarver	RHP	6-1	195	Jr.	R/R	Champaign, Ill. / Champaign Central (NW Florida State)
43	Hale Sims	RHP	6-4	290	Sr.	R/R	Paducah, Ky. / St. Mary (John A. Logan)
44	Cameron Hansen	RHP	6-5	235	So.	R/R	Hendersonville, Tenn. / Hendersonville (Chattanooga State)
45	Miles Langhorne	RHP	6-4	210	R-Fr.	R/R	Greenwich, Conn. / Greenwich (Vanderbilt)
46	Matt Little	LHP	6-1	180	So.	L/L	Fayetteville, N.C. / Cape Fear (Pitt CC)
47	Aubrey Gillentine	RHP	6-3	233	Sr.	R/R	Amory, Miss. / Amory (Southern Miss)
51	Wyatt Hudepohl	RHP	6-4	220	Jr.	R/R	Cincinnati, Ohio / St. Xavier (Kentucky)
52	Tony Rossi	RHP	6-3	230	Jr.	R/R	Lake Mary, Fla. / Lake Mary (State College of Florida)
53	Nick Cosentino	RHP	6-4	205	Jr.	R/R	Pittsburgh, Pa. / Pittsburgh CAPA (State College of Florida)
55	Donye Evans	RHP	6-6	220	Jr.	R/R	Decatur, Ga. / Redan (Vanderbilt)

- 20 **Head Coach:** Robert Woodard (North Carolina '07), 4th Season
- 10 **Associate Head Coach:** Toby Bicknell (Wingate '02), 4th Season
- 16 **Assistant Coach/Hitting Coordinator:** Phillip Cebuhar (Arkansas - Fort Smith '18), 2nd Season
- Pitching Coordinator:** Michael Oh (North Carolina '21), 1st Season
- 42 **Director of Player Development:** Tyler Simmons (Wingate '16), 7th Season
- 28 **Director of Baseball Performance:** Eric McKibban (Evansville '16), 3rd Season

ALPHABETICAL ROSTER

- 22 Butcher, Will
- 36 Casciola, Anthony
- 24 Clark, Calvert
- 38 Conte, Sam
- 53 Cosentino, Nick
- 33 Cunningham, Jake
- 35 Dearman, Clark
- 3 DeFranco, Dante
- 6 Dragum, Jack
- 55 Evans, Donye
- 1 Fisher, Cam
- 7 Gillentine, Aubrey
- 44 Hansen, Cameron
- 9 Hopson, Kaden
- 51 Hudepohl, Wyatt
- 8 Jackson, Blake
- 14 Knight, Austin
- 47 Kouneski, Jakob
- 37 Kramer, Collin
- 46 Little, Matt
- 27 Lothes, Christian
- 34 Michelson, Evan
- 23 Nolan, Spencer
- 17 Patrick, Josh
- 52 Rossi, Tony
- 41 Sarver, Joel
- 43 Sims, Hale
- 40 Spolyar, Andrew
- 19 Stahlman, Brandon
- 2 Suarez, JD
- 29 Thompson, Paxton
- 26 Tyndall, Drew
- 12 Wathan, Huck
- 21 Weisner, Eli
- 11 Wilson, AJ
- 32 Yarbro, Breven

PRONUNCIATION GUIDE

- 12 Wathan **WAH-thin**
- 19 Stahlman **STALL-min**
- 21 Weisner **WEES-ner**
- 26 Tyndall **TIN-dull**
- 27 Lothes **LOW-thiss**
- 32 Breven Yarbro **BREV-ehn YAR-bro**
- 34 Michelson **MIKE-ul-son**
- 36 Casciola **CASS-ee-oh-lah**
- 38 Conte **CON-tee**
- 40 Spolyar **SPOLL-yurr**
- 41 Sarver **SARR-vurr**
- 45 Langhorne **LANG-horn**
- 47 Gillentine **GILL-in-tine**
- 51 Hudepohl **HUE-di-pull**
- 52 Rossi **ROSS-ee**
- 54 Cosentino **cah-sen-TEE-noh**
- 55 Donye **DON-yay**
- AC Toby Bicknell **BICK-null**
- AC Philip Cebuhar **SEEB-uh-har**

BY CLASS

FRESHMAN (12)

Calvert Clark
Spencer Nolan

SOPHOMORE (10)

Dante DeFranco
Cam Fisher
Cameron Hansen
Blake Jackson
Collin Kramer
Matt Little
JD Suarez
Drew Tyndall
Huck Wathan
Breven Yarbro

JUNIOR (17)

Will Butcher
Sam Conte
Jake Cunningham
Kaden Hopson
Christian Lothes
Josh Patrick
Joel Sarver
Brandon Stahlman
AJ Wilson

Anthony Casciola
Nick Cosentino
Donye Evans
Wyatt Hudepohl
Evan Michelson
Tony Rossi
Andrew Spolyar
Paxton Thompson

SENIOR (5)

Jack Dragum
Aubrey Gillentine
Austin Knight
Hale Sims
Eli Weisner

GRADUATE (1)

Clark Dearman



ROSTER BY POSITION

RIGHT-HANDED PITCHERS (14)

24	Calvert Clark.....	Fr.
29	Paxton Thompson.....	Jr.
32	Breven Yarbro.....	So.
34	Evan Michelson.....	Jr.
36	Anthony Casciola.....	Jr.
41	Joel Sarver.....	Jr.
43	Hale Sims.....	Sr.
44	Cameron Hansen.....	So.
45	Miles Langhorne.....	R-Fr.
47	Aubrey Gillentine.....	Sr.
51	Wyatt Hudepohl.....	Jr.
52	Tony Rossi.....	Jr.
53	Nick Cosentino.....	Jr.
55	Donye Evans.....	Jr.

LEFT-HANDED PITCHERS (7)

11	AJ Wilson.....	Jr.
27	Christian Lothes.....	Jr.
35	Clark Dearman.....	Gr.
37	Collin Kramer.....	So.
38	Sam Conte.....	Jr.
40	Andrew Spolyar.....	Jr.
46	Matt Little.....	So.

CATCHERS (3)

9	Kaden Hopson.....	Jr.
12	Huck Wathan.....	So.
26	Drew Tyndall.....	So.

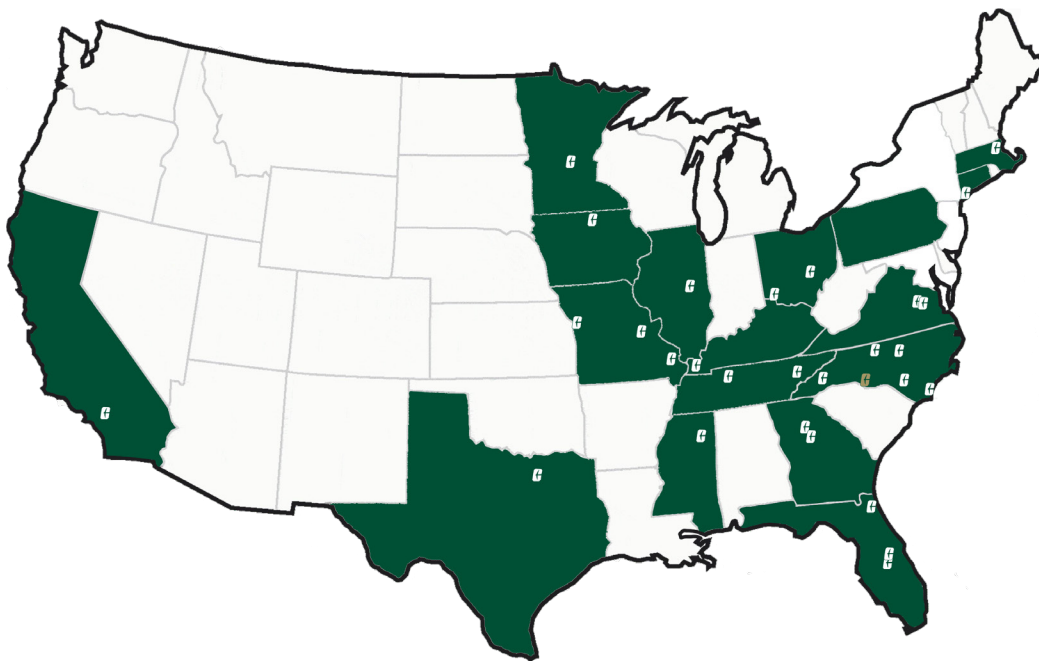
INFIELDERS (9)

2	JD Suarez.....	So.
3	Dante DeFranco.....	So.
6	Jack Dragum.....	Sr.
14	Austin Knight.....	Sr.
17	Josh Patrick.....	Jr.
19	Brandon Stahlman.....	Jr.
21	Eli Weisner.....	Sr.
22	Will Butcher.....	Jr.
23	Spencer Nolan.....	Fr.

OUTFIELDERS (4)

1	Cam Fisher.....	So.
8	Blake Jackson.....	So.
24	Calvert Clark.....	Fr.
33	Jake Cunningham.....	Jr.

WHERE YA FROM?



CALIFORNIA (1)

Redwoods..... Kaden Hopson

CONNECTICUT (1)

Greenwich..... Miles Langhorne

FLORIDA (4)

Jacksonville..... Austin Knight
 Evan Michelson
 Lake Mary..... Tony Rossi
 Orlando..... Andrew Spolyar

GEORGIA (2)

Decatur..... Donye Evans
 Milton..... Clark Dearman

ILLINOIS (1)

Champaign..... Joel Sarver

IOWA (1)

St. Ansgar..... Collin Kramer

KENTUCKY (1)

Paducah..... Hale Sims

MASSACHUSETTS (1)

Andover..... Sam Conte

MINNESOTA (1)

St. Michael..... Paxton Thompson

MISSISSIPPI (1)

Amory..... Aubrey Gillentine

MISSOURI (3)

Chaffee..... Breven Yarbro
 Kansas City..... Josh Patrick
 Union..... Brandon Stahlman

NORTH CAROLINA (11)

Arden..... Will Butcher
 Charlotte..... Anthony Casciola
 Calvert Clark
 Jake Cunningham
 JD Suarez
 Huck Wathan
 Fayetteville..... Matt Little
 Hillsborough..... Dante DeFranco
 Pilot Mountain..... AJ Wilson
 Wilmington..... Spencer Nolan
 Drew Tyndall

OHIO (2)

Cincinnati..... Wyatt Hudepohl
 Hebron..... Christian Lothes

PENNSYLVANIA (1)

Pittsburgh..... Nick Cosentino

TENNESSEE (2)

Hendersonville..... Cameron Hansen
 Knoxville..... Cam Fisher

TEXAS (1)

Coppell..... Blake Jackson

VIRGINIA (2)

Glen Allen..... Eli Weisner
 Mechanicsville..... Jack Dragum



INSIDE CONFERENCE USA

2023 CONFERENCE USA STANDINGS

School	C-USA	Pct.	Streak
Dallas Baptist	18-3	.857	W14
UTSA	16-4	.800	W2
CHARLOTTE	12-8	.600	L3
Louisiana Tech	11-10	.524	W1
Middle Tennessee	11-10	.524	L1
WKU	10-11	.476	W6
Florida Atlantic	10-11	.476	W3
Rice	7-14	.333	L4
UAB	5-16	.238	W1
FIU	4-17	.190	L3

Overall	Pct.	Home	Away	Neutral	Streak
34-10	.773	21-2	12-8	1-0	W3
33-11	.750	22-4	11-7	---	W2
22-21	.512	15-10	7-11	---	L4
22-23	.489	15-9	7-14	---	W1
22-21	.512	15-11	6-8	1-2	L1
25-20	.556	21-10	4-10	---	W3
26-19	.578	22-8	4-11	---	W3
17-26	.395	9-14	7-10	1-2	L4
14-29	.326	8-12	3-11	3-6	L2
16-27	.372	15-13	1-14	---	L3

PRESEASON POLL RESULTS

Rk.	School (First-place votes)	Points
1.	Louisiana Tech (5)	91
2.	Dallas Baptist (4)	90
3.	Florida Atlantic	74
4.	CHARLOTTE (1)	70
5.	UTSA	66
T6.	Middle Tennessee	39
T6.	UAB	39
8.	Rice	32
9.	FIU	28
10.	WKU	21

2023 C-USA PLAYERS OF THE WEEK

Feb. 20	Hitter	AUSTIN KNIGHT, CLT
	Pitcher	Braxton Bragg, DBU
Feb. 27	Hitter	Philip Matulia, LA Tech
	Pitcher	Simon Miller, UTSA
March 6	Hitter	Antonio Valdez, UTSA
	Pitcher	Brooks Walton, UAB
March 13	Hitter	Nolan Schanuel, FAU
	Pitcher	Devyn Terbrak, WKU
March 20	Hitter	Caleb Hill, UTSA
	Pitcher	CAMERON HANSEN, CLT
March 27	Hitter	Brayton Brown, UAB
	Pitcher	Ryan Johnson, DBU
April 3	Hitter	Ethan Mann, DBU
	Pitcher	Parker Smith, Rice
April 10	Hitter	Nolan Schanuel, FAU
	Pitcher	James Sells, MT
April 17	Hitter	Tristin Garcia, WKU
	Pitcher	WYATT HUDEPOHL, CLT
April 24	Hitter	Jace Grady, DBU
	Pitcher	CAMERON HANSEN, CLT
May 1	Hitter	Ty Crittenger, WKU
	Pitcher	Brooks Walton, UAB
May 8	Hitter	
	Pitcher	
May 15	Hitter	
	Pitcher	
May 22	Hitter	
	Pitcher	

AROUND THE HORN IN C-USA

Charlotte	at WKU (L/L/L), at #7 Coastal Carolina (Tue.) vs. Florida Atlantic (Fri./Sat./Sun.)
Dallas Baptist	at Rice (W/W/W), vs. Oklahoma (Tue.) vs. Middle Tennessee (Fri./Sat./Sun.)
Florida Atlantic	vs. FIU (W/W/W), No Midweek at Charlotte (Fri./Sat./Sun.)
FIU	at Florida Atlantic (L/L/L), at Bethune-Cookman (Wed.) vs. WKU (Fri./Sat./Sun.)
LA Tech	at Middle Tennessee (W/L/W), vs. Northwestern State (Tue.) vs. UAB (Fri./Sat./Sun.)
Middle Tennessee	vs. Louisiana Tech (L/W/L), No Midweek at #12 Dallas Baptist (Fri./Sat./Sun.)
Rice	vs. #17 Dallas Baptist (L/L/L), vs. Houston (Wed.) at #22 UTSA (Fri./Sat./Sun.)
UAB	vs. #23 UTSA (W/L/L), vs. Birmingham-Southern (Tue.) at Louisiana Tech (Fri./Sat./Sun.)
UTSA	at UAB (L/W/W), vs. Sam Houston (Tue.) vs. Rice (Fri./Sat./Sun.)
WKU	vs. Charlotte (W/W/W), No Midweek at FIU (Fri./Sat./Sun.)

PRESEASON ALL-CONFERENCE TEAM

C	Jorge Corona	LA Tech
INF	JACK DRAGUM	CLT
INF	AUSTIN KNIGHT	CLT
INF	Leyton Barry	UTSA
INF	Tristin Garcia	WKU
OF	Nolan Schanuel	FAU
OF	JAKE CUNNINGHAM	CLT
OF	CAM FISHER	CLT
DH	Christian Hall	UAB
UTL	Jake Vetetoe	MT
SP	Luke Malone	UTSA
SP	Jonathan Fincher	LA Tech
SP	Jadem Hamm	MT
SP	Hunter Cooley	FAU
RP	Daniel Shafer	UTSA
RP	Simon Miller	UTSA

CONFERENCE USA PRESEASON PLAYER OF THE YEAR

OF	Nolan Schanuel	Florida Atlantic
----	----------------	------------------

CONFERENCE USA PRESEASON PITCHER OF THE YEAR

SP	Jonathan Fincher	Louisiana Tech
----	------------------	----------------



CONFERENCE USA IN THE POLLS

(BASEBALL AMERICA / COLLEGIATE BASEBALL / D1 BASEBALL / NCBWA / USA TODAY)

	CLT	DBU	FAU	FIU	LA TECH	MT	RICE	UAB	UTSA	WKU
Preseason	-/-/-/IRV	-/41/-/IRV	-/RV/-/-	-/-/-/-	-/40/-/RV/IRV	-/-/-/-	-/-/-/IRV	-/-/-/-	-/-/-/-	-/-/-/-
Week 1 (Feb. 20)	-/-/-/INP	-/-/-/RV/INP	-/-/-/RV/INP	-/-/-/INP	-/-/-/INP	-/-/-/INP	-/-/-/INP	-/-/-/INP	-/-/-/INP	-/-/-/RV/INP
Week 2 (Feb. 27)	-/-/-/-	-/-/-/RV/RV	-/-/-/RV/-	-/-/-/-	-/-/-/-	-/-/-/RV/-	-/-/-/-	-/-/-/-	-/-/-/-	-/-/-/RV/-
Week 3 (March 6)	-/-/-/-	-/-/-/RV/IRV	-/-/-/-	-/-/-/-	-/-/-/RV/-	-/-/-/-	-/-/-/-	-/-/-/-	-/-/-/RV/-	-/-/-/-
Week 4 (March 13)	-/-/-/-	-/-/-/RV/IRV	-/-/-/-	-/-/-/-	-/-/-/-	-/-/-/-	-/-/-/-	-/-/-/-	-/-/-/RV/-	-/-/-/-
Week 5 (March 20)	-/-/-/-	-/-/-/RV/-	-/-/-/-	-/-/-/-	-/-/-/-	-/-/-/-	-/-/-/-	-/-/-/-	-/-/-/RV/-	-/-/-/-
Week 6 (March 27)	-/-/-/-	-/-/-/RV/IRV	-/-/-/-	-/-/-/-	-/-/-/-	-/-/-/-	-/-/-/-	-/-/-/-	-/-/-/RV/IRV	-/-/-/-
Week 7 (April 3)	-/-/-/-	-/-/-/RV/IRV	-/-/-/-	-/-/-/-	-/-/-/-	-/-/-/-	-/-/-/-	-/-/-/-	24/-/-/27/RV	-/-/-/-
Week 8 (April 10)	-/-/-/-	-/-/-/29/RV	-/-/-/-	-/-/-/-	-/-/-/-	-/-/-/-	-/-/-/-	-/-/-/-	-/-/-/RV/IRV	-/-/-/-
Week 9 (April 17)	-/-/-/-	21/26/-/23/IRV	-/-/-/-	-/-/-/-	-/-/-/-	-/-/-/-	-/-/-/-	-/-/-/-	22/25/25/23/RV	-/-/-/-
Week 10 (April 24)	-/-/-/-	19/20/19/17/20	-/-/-/-	-/-/-/-	-/-/-/-	-/-/-/-	-/-/-/-	-/-/-/-	23/-/25/28/RV	-/-/-/-
Week 11 (May 1)	-/-/-/-	16/18/16/12/18	-/-/-/-	-/-/-/-	-/-/-/-	-/-/-/-	-/-/-/-	-/-/-/-	22/-/22/25/RV	-/-/-/-
Week 12 (May 8)										
Week 13 (May 15)										
Week 14 (May 22)										
Week 15 (May 30)										
Final										



ACROSS THE DIAMOND

COASTAL CAROLINA PREVIEW

The Coastal Carolina Series

Tuesday is the 25th all-time meeting between Charlotte and Coastal Carolina and will decide the current lead in the series as it's currently split down the middle with 12 wins per side. The Niners leveled it up last season with an 11-3 win at the Hayes that saw eight of the nine batters in the lineup record a hit. The two sides met in Conway in 2020 in a 15-6 victory for the Chanticleers in the first meeting between the two sides after a 26-year hiatus stretching back to 1994. Charlotte leads the series in the Queen City by one, 6-5, but the Chants have the edge by the beach with a 7-6 lead when playing in Conway.

Scouting the Chanticleers

Coastal Carolina is 28-14 this season and finds itself ranked in all five of the major baseball polls, peaking at No. 7 in the Baseball America Poll. The Chanticleers are coming back to the beach after picking up a road series win at Louisiana Lafayette this past weekend, securing the series with an extra-inning win on Sunday. Coastal has one of the top offenses in the country, entering Tuesday's matchup with the fourth-best scoring average in the country at 9.8 runs per game. The Chants have scored a total of 411 runs this season, which is the seventh-most in the nation. CCU's team batting average of .313 puts them 16th in the country while the team's 104 doubles hit are 11th in all of D1 baseball. Coastal also gets a lot of swings and misses on the pitching side, sitting eighth in the country with an average of 11.0 strikeouts per nine innings despite having a team ERA of 6.32.

Leading CCU

Six Coastal Carolina batters are hitting .300 or better this season, led by Caden Bodine with a .377 average. Payton Eeles is second on the team with a .366 average but leads the Chanticleers with 60 hits. He also paces CCU in stolen bases with 26 this season, putting him 20th in the country. Derek Bender is second on the team with 54 hits while carrying a .335 batting average and leads Coastal with 14 home runs, 64 RBIs, and 109 total bases.

He's one of four Chanticleers with double-digit homers this season, along with Zack Beach (12), Graham Brown (11), and Nick Lucky (11). Coastal's weekend arms don't have the best numbers ERA-wise, with the top starter, Jacob Morrison, holding a 5.53 mark. Morrison does pace the Chants in strikeouts, however, ringing up 64 batters in a team-high 53.2 innings of work. Darin Horn has been the most-used and best arm for CCU this season with a team-best 4.43 ERA in a team-high 18 appearances. He's right behind Morrison with 63 total strikeouts but has only pitched 42.2 innings to sit 12th in the country in strikeouts per nine innings with a mark of 13.29. Teddy Sharkey has been the backstop of Coastal's bullpen this year with six saves. He's totaled 32.1 innings in 17 appearances and has only given up nine earned runs for a 2.51 ERA. He's also struck out 47 batters to sit fourth on the team in the category, one behind another starter in Matthew Potok.

HEAD TO HEAD

CHARLOTTE	RECORD	COASTAL CAROLINA
22-21	28-14	
1-4	LAST 5 GAMES	2-3
.253	BATTING AVG.	.313
.375	ON BASE PCT.	.422
360	HITS	465
281	RUNS	411
4.84	ERA	6.32
417	STRIKEOUTS	453
.244	OPP. BATTING AVG.	.277
FISHER (.344)	BATTING AVG. LEADER	BODINE (.377)
HANSEN (3.38)	ERA LEADER (1 IP/TM GM)	HORN (4.43)

SERIES VS. COASTAL CAROLINA

Record: 12-12
 Home Record: 6-5
 Road Record: 6-7
 Neutral Site Record: -
 Last Win: April 19, 2022 (11-3)

LAST 10 GAMES VS. COASTAL CAROLINA (6-4)

Date	Site	Result	Score
4/19/2022	H	W	11-3
3/3/20	A	L	6-15
4/27/1994	A	L	4-7
4/12/1994	H	L	2-4
5/10/1993	H	W	15-5
2/24/1993	A	W	9-6
5/4/1992	H	L	2-6
2/18/1992	A	W	11-9
5/6/1991	H	W	2-1
2/18/1991	A	W	6-5

CAREER BATTING STATISTICS VS. COASTAL CAROLINA

Name	GP	AVG	AB	H	RBI	BB	SO
Cam Fisher	1	.200	5	1	1	0	2
Jack Dragum	1	.500	4	2	0	1	0
Kaden Hopson	1	.500	4	2	4	1	0
Austin Knight	1	.750	4	3	2	1	1
Will Butcher	1	.000	4	0	0	1	2
Jake Cunningham	1	.500	4	2	2	1	2

CAREER PITCHING STATISTICS VS. COASTAL CAROLINA

Name	APP	ERA	IP	ER	H	BB	K
AJ Wilson	1	18.00	1.0	2	4	0	2
Tony Rossi	1	0.00	2.0	0	1	0	1





HEAD COACH ROBERT WOODARD

#20 4TH SEASON • NORTH CAROLINA '07

On July 1, 2019, Robert Woodard returned home to the Queen City as the fifth Head Coach of the Charlotte 49ers Baseball program. He did so coming off of being an assistant coach at his alma mater, North Carolina, for three seasons. Woodard, a Charlotte native, has also served as pitching coach at UNCW and Virginia Tech.

In 2022, the 49ers were ranked for the second season in a row, en route to a 36-22 record. Charlotte had its first back-to-back seasons with All-Americans since the 2007 and '08 campaigns when David McCabe took home NCBWA Third Team All-America honors. The 2022 squad had one of the best offensive seasons in program history, setting the program record for walks with 371. The Niners had seven different offensive categories rank inside the top five in a single season in program history, highlighted by a second-best mark of 99 home runs. In the 2022 Conference USA Tournament, CLT set a C-USA record by defeating Middle Tennessee 22-0 in the largest margin of victory in a C-USA Tournament game.

In his first full season of 2021, Woodard guided the 49ers to a 40-win season, Conference USA Regular Season Championship and berth back into NCAA Postseason play for the first time since the 2011 season. The 49ers clinched the league's east division title with a series-opening 9-6 win at Rice on May 21st before clinch the out-right regular season title the next evening with a come-from-behind 6-4 win in game two of the DH. The first postseason berth sent the Niners to the NCAA Greenville Regional where they immediately picked up a 13-10 win over Maryland in their return to June baseball on June 4th. Woodard, who took home C-USA's Keith LeClair Coach of the Year honors, also guided the Niners to 10 other postseason awards from the league, led by All-American Austin Knight winning the league's Player of the Year and Newcomer of the Year honors while also being a semifinalist for both the Golden Spikes Award and Dick Howser Trophy.

In the shortened 2020 season, Woodard picked up his first victory with the Niners in dramatic fashion with a 5-4, 11-inning victory over VCU on February 15th. The first year skipper led the 49ers to nine wins in the 17-game season (shortened due to the COVID-19 Pandemic) that included a seven-game home win streak with a four-game sweep over UMBC and three-game sweep vs. St. John's. Charlotte ended the season on a strong note picking up a 9-8 road win at #9 NC State on March 10th. In his first season in Charlotte, Woodard immediately set up new fan-friendly events off the field which included a homecoming golf tournament, bringing back the fall world series and introducing the inaugural First Pitch Dinner. Introducing new, modern technology and training with the team was also a priority as the 49ers partnered with P3 out of St. Louis for superior baseball training based on each student-athlete's unique needs. Woodard also introduced Rapsodo and Blast Motion, both data-driven sports technology, for additional team improvements off the field.

Woodard began his coaching career with Carolina prior to the 2010 postseason, which he followed by two full seasons as an assistant with the Tar Heels. Woodard's first stint as a full-time pitching coach came in 2013 at UNCW where the Seahawks finished the 2013 campaign 38-23 and 18-8 in the Colonial Athletic Association and advanced to the NCAA Charlottesville Regional. Following his one season in Wilmington, Woodard spent three seasons as the pitching coach at Virginia Tech before returning to UNC in 2016. He was promoted during his second year with the Hokies, rising to the top assistant position as well as being named recruiting coordinator.

After working with USA Baseball in 2016, Woodard was hired as the pitching coach of his alma mater. Woodard's return to Chapel Hill was a successful one as the Tar Heels finished 49-14 and won the ACC Coastal Division title outright. Woodard and the Tar Heel pitching staff had another successful campaign during the 2018 season as they helped lead Carolina back to the College World Series with a 44-20 overall record. In Woodard's final season as the Tar Heels pitching coach, the team finished with a 46-19 overall record (17-13 ACC).

As a player, Woodard attended UNC after a standout prep career at Myers Park High School in Charlotte. He was part of a #1 nationally ranked recruiting class that featured future first round selections Andrew Miller, and Daniel Bard. In his four seasons in Chapel Hill, Woodard helped transform the UNC program into one of the most successful in all of college baseball that saw the Tar Heels win 195 games and advance to back-to-back College World Series Finals in 2006 and 2007. Woodard was drafted in the 46th round of the 2006 MLB Draft by St. Louis but opted to return to school after his junior year, after which he was drafted in the 20th round to San Diego. He finished his collegiate career as the winningest pitcher in UNC history with a career 34-5 record. Woodard was a three-time All-ACC performer and the 2006-07 recipient of the Patterson Medal, Carolina's highest athletic honor. He spent parts of three seasons in the Padres organization, rising to AAA Portland on two occasions and pitching with the MLB club in exhibition games in San Diego and Anaheim before retiring from professional baseball in 2010, to begin his coaching career.

WOODARD'S COACHING RECORD

Year	Team	GC	W	L	Pct.	Conference	GC	W	L	Pct.	Finish
2020	Charlotte	17	9	8	.529	Conference USA	-	-	-	-	-
2021	Charlotte	61	40	21	.656	Conference USA	32	24	8	.750	1st
2022	Charlotte	58	36	22	.621	Conference USA	30	17	13	.567	7th
2023	Charlotte	43	22	21	.512	Conference USA	20	12	6	.600	-
Totals	Charlotte Career	179	107	72	.598	Conference USA	82	53	29	.646	



THE COACHING STAFF



TOBY BICKNELL

**Associate Head Coach • Fourth Season
Wingate '02**

Coach Toby Bicknell, Driveline Hitting Certified, enters his fourth season with the 49ers in 2023. Known for a tireless work ethic and passion for the game, Bicknell brings a wealth of experience with over 20 years of coaching that began in the Charlotte region.

Bicknell has a combined 22 years of coaching, scouting, and recruiting experience from just about every level of baseball. He spent seven years coaching high school and travel baseball in the Charlotte area before moving to

the collegiate level in the fall of 2004.

Beginning in August 2016, Bicknell was the Texas Scouting Director for Prep Baseball Report, spearheading grass-roots state-wide scouting efforts. In a very short time, PBR Texas became the most trusted resource for amateur baseball scouting in the state. Before moving to Texas, Bicknell spent the 2016 season at the University of Kentucky as the recruiting coordinator for Head Coach Gary Henderson.

Before Kentucky, Bicknell spent five seasons at The United States Air Force Academy. Three of Air Force's recruiting classes were ranked in the Top-100, highlighted by eight players selected in the MLB Draft. Including his coaching duties, Bicknell was also an instructor in Combatives and Water Survival.

Prior to the Air Force Academy, Bicknell spent two seasons at Davidson where the 2009 team improved in eight offensive categories. Prior to Davidson, Bicknell was the volunteer assistant coach at Clemson, where he worked primarily with infielders and hitters along with coordinating summer camps. Prior to Clemson, Bicknell spent two years as an assistant coach at UNC-Pembroke where the Braves posted a record of 63-47 in those two years and received a national ranking as high as seventh.

In 2002, Bicknell started at third base for Wingate University. He earned a BA from Wingate in 2002, and an MA from UNC-Pembroke in 2006. A Charlotte native, Bicknell graduated from Charlotte Christian School in 1997 where he lettered in both Football and Baseball.



MICHAEL OH

**Pitching Coordinator
First Season • North Carolina '21**

Michael Oh joined the Charlotte baseball staff as the pitching coordinator in August of 2022.

Oh begins his coaching career in the same place his collegiate playing career concluded, after pitching for the 49ers as a graduate transfer during the 2022 season. He made 18 appearances with one start, posting a 4.81 ERA with 29 strikeouts in 24.1 innings of work.

Before coming to the Queen City, Oh spent two seasons playing for North Carolina in Chapel Hill, where he made six appearances over the 2021 and shortened 2020 seasons. Prior to North Carolina, he played for North Iowa Area Community College.

Oh graduated from North Carolina with a degree in Communications Studies in 2021 and received his MBA from Charlotte in 2022.

PHILLIP CEBUHAR

**Assistant Coach/Hitting Coordinator
Second Season • Arkansas - Fort Smith '18**

Cebuhar comes to Charlotte by way of Arkansas where he spent the last three seasons as a Graduate Assistant with the top-ranked Razorbacks. At Arkansas, Cebuhar assisted with offensive and hitting operations, worked with advanced scouting, data/analytics, field duties and other day-to-day operations. Cebuhar will be an Assistant Coach as well as Hitting Coordinator starting with the 2022 season.

In his first season with the Niners, Cebuhar helped Charlotte have one of its best offensive seasons in program history. The Green and White set a record for the most walks in program history with 371, which was the most in the country heading into Regionals. The 49ers had multiple offensive categories rank in the top-five for a single season in 2022, including 489 runs (third-most), 99 home runs (second-most), 455 RBIs (third-most), .469 SLG% (fourth-highest), 66 HBP (third-most), .415 OBP (fourth-highest), and a +181 run differential (tied for third-best). Charlotte also hit 10 grand slams this season, which is believed to be a program record.

CLT also set the program record for most home runs in a game with eight at Marshall and scored a total of 50 runs in the three-game series with the Thundering Herd - setting a program record for most runs scored in a three-game series and Conference USA series. Charlotte hit a program-record 10 doubles earlier in the season in one game against Western Illinois and matched the program benchmark by drawing 17 bases on balls in a single game against UTSA. In the Conference Tournament, the Niners set a C-USA record for the largest margin of victory in a tournament game with a 22-0 victory over Middle Tennessee.



TYLER SIMMONS

**Director of Player Development
Seventh Season • Wingate '16**

Simmons begins his seventh overall year with the program in 2023.

In 2020, Simmons assisted in bringing modern technology to the Niners with the additions of P3 out of St. Louis, Rapsodo and Blast Motion. Simmons was a featured speaker at the 2020 ABCA Convention demonstrating how the 49ers use Rapsodo and Blast Motion hitting in today's tech world.

From 2017-2019, Simmons had served as the Volunteer Assistant and Catching Coordinator with the 49ers. In 2018, catcher Harris Yett was named a semifinalist for the prestigious Johnny Bench award for the nation's top catchers and again in 2019. Yett went on to be drafted by the Baltimore Orioles in the 32nd round of the 2019 MLB Draft. Along with Yett, Simmons has helped six Niners go onto to play at the next level.

Simmons has a plethora of responsibility with the team assisting in the implementation of technology into the program and work closely with the team's data and analytics staff. In addition to overseeing the team's development, Simmons also oversees the day-to-day operations of the program, equipment, travel and nutrition.

Simmons spent his playing career at Wingate University from 2011-2016. Simmons helped lead the Bulldogs to one South Atlantic Conference regular season championship and NCAA Regional berth in 2014 and a SAC tournament championship in 2015. During his time at Wingate, Simmons started behind the plate, DH and at first base.

Simmons received his Bachelor of Science from Wingate in the fall 2015 and went on to receive his Masters of Art in Sport Management in the summer of 2017. Simmons, a Charlotte native, graduated from Charlotte Christian High School in 2011 where he met his wife Celeste. Together they have one son, John Tyler (JT), born November 2021.



THE LAST TIME....

A CHARLOTTE TEAM

Beat a ranked opponent	April 6, 2023 vs. #24 UTSA, Game 2 (12-10)
Won on a walk-off	March 28, 2023; 6-5 vs. Gardner-Webb (Jack Dragum scored on a wild pitch, 9th inning)
Lost on a walk-off	March 3, 2023; 13-11 at #11 Virginia Tech (Chris Cannizzaro two-run home run, 10th inning)
Won in extra innings	May 15, 2021; 6-4 at Rice, Game 2 (Two runs in top of 9th)
Lost in extra innings	March 3, 2023; 13-11 at #11 Virginia Tech (Two-run home run in bottom of 10th)
Weekend series sweep	April 21-23, 2023 vs. UAB (4-1, 11-6, 2-0)
Was swept in a weekend series	April 28-30, 2023 at WKU (4-8, 3-5, 10-14)
Scored 20 runs in a game	May 26, 2022 vs. Middle Tennessee, Conference USA Tournament, 7 Innings (22)
Allowed 20 runs in a game	March 21, 2015 at FIU (1-23, 7 Inn.)
Had 15 hits in a game	April 16, 2023 at Rice (18)
Had 20 hits in a game	March 18, 2023 at Louisiana Tech (22)
Allowed 15 hits in a game	April 30, 2023 at WKU (15)
Allowed 20 hits in a game	February 14, 2020 vs. VCU (20)
Threw 10 strikeouts in a game	April 28, 2023 at WKU (10)
Threw 15+ strikeouts in a game	April 11, 2023 vs. Winthrop (15)
Struck out 10 times in a game	April 30, 2023 at WKU (11)
Struck out 15+ times in a game	April 14, 2023 at Rice (15)
Took 10 bases on balls in a game	March 26, 2023 vs. Dallas Baptist (10)
Took 15+ bases on balls in a game	February 28, 2023 vs. UNC Asheville (15)
Issued 10+ walks in a game	May 14, 2022 at Florida Atlantic (10)
Hit five HR in a game	April 30, 2023 at WKU (6)
Overcame a one-run deficit to win	April 15, 2023 at Rice (Trailed 1-0 in third, won 4-1)
Overcame a two-run deficit to win	May 19, 2022 vs. Louisiana Tech (Trailed 2-0 in fourth, won 11-3)
Overcame a three-run deficit to win	April 22, 2023 vs. UAB (Trailed 4-1 in third, won 11-6)
Overcame a four-run deficit to win	February 19, 2023 vs. Ball State, 7 Innings (Trailed 4-0 in third, won 19-5)
Overcame a five+ run deficit to win	April 6, 2023 vs. #24 UTSA, Game 2 (Trailed 7-0 in fourth, won 12-10)
Blew a one-run lead	April 29, 2023 at WKU (Led 3-2 in fifth, lost 5-3)
Blew a two-run lead	April 30, 2023 at WKU (Led 5-3 in seventh, lost 14-10)
Blew a three-run lead	March 3, 2023 at #11 Virginia Tech (Led 3-0 in first, lost 13-11 in 10 Innings)
Blew a four-run lead	April 16, 2022 at Middle Tennessee (Led 5-1 in sixth, lost 10-7)
Blew a five+ run lead	April 2, 2022 at UTSA (Led 7-0 in seventh, lost 8-7)
Shutout an opponent	April 23, 2023 vs. UAB (2-0)
Had back-to-back shutouts	April 2-4, 2023 (5-0 at UAB, 10-0 vs. Radford, 7 Innings)
Was shutout in a game	May 25, 2022 vs. Louisiana Tech, Conference USA Tournament (4-0)
Turned three double plays in a game	May 14 (Finished on 5-15), 2022 at Florida Atlantic (3)

A CHARLOTTE PLAYER

Had eight at-bats in a game	*May 14 (Finished on 5-15), 2022; Austin Knight at Florida Atlantic*
Had four hits in a game	April 16, 2023; Brandon Stahlman at Rice
Had five+ hits in a game	March 18, 2023; Dante DeFranco at Louisiana Tech (5)
Walked four+ times in a game	March 3, 2023; Kaden Hopson at #11 Virginia Tech (4)
Had five+ RBIs in a game	February 18, 2023; Austin Knight vs. Ball State, Game Two, 7 Innings (5)
Hit multiple home runs in a game	April 30, 2023; Brandon Stahlman (2) and Kaden Hopson (2) at WKU
Hit a grand slam	February 25, 2023; Eli Weisner vs. Army
Hit an inside-the-park home run	March 16, 2013; Nick Daddio vs. Siena
Scored five runs in a game	April 30, 2022; David McCabe at Marshall
Stole three bases in a game	March 16, 2018; Drew Ober vs. FIU
Hit for the cycle	April 11, 2009; Ryan Rivers vs. George Washington, Game One of a DH
.....	Single in the 2nd, Triple in the 5th, Double in the 7th, Home Run in the 7th
Golden Sombrero	April 25, 2023; Cam Fisher at Winthrop
Threw a complete game	March 10, 2023; Wyatt Hudepohl vs. Old Dominion (9.0 IP, 2 R, 2 ER, 5 H, 17 K, 0 BB)
Threw a complete game shutout	April 12, 2022; Matt Brooks vs. Winthrop (1 H, 3 K, 3 BB)
Threw a no-hitter	April 14, 1987; Ronnie Honeycutt vs. UNC Asheville (9.0 IP, 2 R, 0 ER, 12 K, 6 BB)
Threw 10 strikeouts in a game	April 23, 2023; Cameron Hansen vs. UAB (10)

* - Program Record

Bold - Happened Last Week



2023 SITUATIONAL RECORD

	Overall	C-USA		Overall	C-USA
Overall	22-21	12-8	Leading After Six	20-4	11-2
Home	15-10	5-3	Leading After Seven	20-2	10-0
Road	7-11	7-5	Leading After Eight	17-0	11-0
Neutral	-	-	Trailing After Six	1-15	0-6
vs. Ranked Opp.	2-7	1-1	Trailing After Seven	0-19	0-8
Day Games	14-14	8-5	Trailing After Eight	0-19	0-8
Night Games	8-7	4-3	Tied After Six	1-2	1-0
vs Lefty Starter	7-4	4-3	Tied After Seven	2-0	2-0
vs Righty Starter	15-17	8-5	Tied After Eight	1-2	1-0
Scoring first	15-8	9-3	In Extra Innings	0-2	-
Opponent scores first	7-13	3-5	In Doubleheaders	3-1	1-1
Scoring in 1st Inning	10-6	3-1	In Game One of DH	1-1	0-1
Opponent Scores in 1st Inning	5-8	2-2	In Game Two of DH	2-0	1-0
Scoring 0-2 runs	2-8	2-4	On Mondays	-	-
Scoring 3-5 runs	4-8	3-3	On Tuesdays	5-4	-
Scoring 6-9 runs	6-2	2-0	On Wednesdays	0-2	-
Scoring 10-plus runs	10-3	5-1	On Thursdays	1-1	1-1
Opponent scores 0-2 runs	12-3	8-2	On Fridays	4-6	3-3
Opponent scores 3-5 runs	6-5	1-3	On Saturdays	5-6	3-3
Opponent scores 6-9 runs	3-6	2-2	On Sundays	7-2	5-1
Opponent scores 10-plus runs	1-7	1-1	In February	5-4	-
One run games	3-5	1-2	In March	7-9	4-3
Two run games	2-6	2-3	In April	10-8	8-5
Three-five run games	8-7	4-3	In May	-	-
Six-plus run games	9-3	5-0	In June	-	-
Double-Digit Hits	11-6	7-2	On Grass/Dirt	1-5	-
Out-Hit Opponent	16-2	10-2	On Turf	7-8	7-5
Opponent Double-Digit Hits	2-12	1-2	On Turf Infield/Grass Outfield	14-8	5-3
Out-Hit By Opponent	4-18	2-5	In First-Base Dugout	19-19	9-8
Hits Are Tied	2-1	0-1	In Third-Base Dugout	3-2	3-0
Zero Home Runs	6-4	4-2	vs RPI 1-25	1-1	-
One Home Run	6-11	3-4	vs RPI 26-50	1-5	1-1
Multiple Home Runs	10-6	5-2	vs RPI 51-100	5-4	4-2
Opponent Zero Home Runs	10-5	7-5	vs RPI 101-150	2-2	-
Opponent One Home Run	5-10	3-3	vs RPI 151-200	8-5	7-5
Opponent Multiple Home Runs	7-6	2-0	vs RPI 201-250	4-3	-
Zero Errors	16-6	8-2	vs RPI 251+	1-1	-
One Error	3-9	2-2	2022 Regional Teams	4-11	2-3
Multiple Errors	3-6	2-4	2022 Super Regional Teams	0-6	-
Opponent Zero Errors	7-11	5-4	vs. MAC	3-1	-
Opponent One Error	10-6	5-2	vs. ACC	0-6	-
Opponent Multiple Errors	5-4	2-2	vs. Patriot League	1-2	-
Starter Goes Six	0-4	0-3	vs. Big South	4-1	-
Starter Goes Seven	2-2	2-2	vs. CAA	0-1	-
Starter Goes Eight	4-0	4-0	vs. Sun Belt	1-1	-
Complete Games	1-0	-	vs. SEC	1-0	-
Quality Starts	7-5	6-4	vs. American Athletic Conference	0-1	-
Opp. Starter Goes Six	0-5	0-3	Wearing White Pinstripes	2-5	1-1
Opp. Starter Goes Seven	1-1	1-1	Wearing White CLT	3-3	1-1
Opp. Starter Goes Eight	1-0	1-0	Wearing Green 9ATC/White	4-1	2-0
Opp. Complete Games	0-1	0-1	Wearing All Cream	2-2	0-1
Opp. Quality Starts	2-6	2-4	Wearing Green 9ATC/Gray Pinstripes	2-3	2-2
CLT Throws Double-Digit Strikeouts	13-10	8-3	Wearing Gray CLT	2-5	2-2
CLT Issues Eight Walks	1-2	1-0	Wearing Green 9ATC/Cream	3-2	3-1
CLT Issues Nine Walks	-	-	Wearing Green 9ATC/White Pinstripes	4-0	1-0
CLT Issues 10-Plus Walks	-	-	Games Broadcast on ESPN+	11-9	5-3
Opp. Throws Double-Digit Strikeouts	3-13	2-4	Games Broadcast on CUSA.TV	10-4	7-2
Opponent Issues Eight Walks	2-0	-	Games Broadcast on ACCNx	0-4	-
Opponent Issues Nine Walks	2-1	1-0	Games Broadcast on Facebook	0-3	0-3
Opponent Issues 10-Plus Walks	4-2	1-0	Games Broadcast on SEC Network +	-	-
			Radio Broadcast Only	0-1	-



2023 GAME HIGHS

INDIVIDUAL HIGHS, MOST RECENT IN CASE OF TIE

BATTING

At Bats:
 CLT - Dante DeFranco & Austin Knight.....6 at Rice (April 16)
 Opp. - Kevin Druble.....7 vs. Army (Feb. 24)

Runs Scored:
 CLT - Cam Fisher.....4 vs. UNC Asheville (Feb. 28)
 Opp. - Ty Crittenger.....3 at WKU (April 30)

Hits:
 CLT - Dante DeFranco.....5 at Louisiana Tech (March 18)
 Opp. - Thomas Wheeler.....5 vs. Old Dominion (March 11)

RBIs:
 CLT - Austin Knight.....5 vs. Ball State, G2 (Feb. 18)
 Opp. - Vance Honeycutt.....5 vs. #18 North Carolina (March 14)

Doubles:
 CLT - Dante DeFranco.....2 vs. Radford (April 4)
 Opp. - Tristin Garcia.....2 at WKU (April 30)

Triples:
 CLT - Kaden Hopson.....1 vs. UAB (April 21)
 Opp. - Aidan Gilroy.....1 at WKU (April 29)

Home Runs:
 CLT - Brandon Stahlman & Kaden Hopson.....2 at WKU (April 30)
 Opp. - Taylor Smith.....2 vs. #24 UTSA, G2 (April 6)

Walks:
 CLT - Kaden Hopson.....4 at #11 Virginia Tech (March 3)
 Opp. - John Marc Mullins.....3 at UAB (April 2)

Stolen Bases:
 CLT - Spencer Nolan.....1 at WKU (April 29)
 Opp. - Ty Crittenger.....3 at WKU (April 28)

PITCHING

Innings Pitched:
 CLT - Wyatt Hudepohl.....9.0 vs. Old Dominion (March 10)
 Opp. - Blayze Berry.....9.0 at UAB (April 1)

Runs Allowed:
 CLT - Wyatt Hudepohl.....9 at #11 Virginia Tech (March 3)
 Opp. - Blayze Berry.....8 vs. UAB (April 22)

Earned Runs:
 CLT - Wyatt Hudepohl.....9 at #11 Virginia Tech (March 3)
 Opp. - Blayze Berry.....8 vs. UAB (April 22)

Walks Issued:
 CLT - Paxton Thompson.....5 at UAB (April 2)
 Opp. - Ryan Brown.....9 vs. Ball State (Feb. 17)

Strikeouts:
 CLT - Wyatt Hudepohl.....17* vs. Old Dominion (March 10)
 Opp. - Parker Smith.....14 at Rice (April 14)

Hits Allowed:
 CLT - Wyatt Hudepohl.....10 at #11 Virginia Tech (March 3)
 Opp. - Brooks Walton.....11 vs. UAB (April 21)

FIELDING

Putouts:
 CLT - Kaden Hopson.....17 vs. Old Dominion (March 10)
 Opp. - Ross Friedrick.....16 vs. Army (Feb. 24)

Assists:
 CLT - Jack Dragum.....5 at WKU (April 30)
 Opp. - Leyton Barry.....8 vs. #24 UTSA, G1 (April 6)

TEAM HIGHS

At Bats:
 CLT49 vs. Army (Feb. 24)
 Opp.50 vs. Army (Feb. 24)

Runs Scored:
 CLT19 vs. Ball State (Feb. 19)
 Opp.16 vs. #18 North Carolina (March 14)

Hits:
 CLT22 at Louisiana Tech (March 18)
 Opp.17 vs. #18 North Carolina (March 14)

RBIs:
 CLT15, 2x, last at Rice (April 16)
 Opp.16 vs. #18 North Carolina (March 14)

Doubles:
 CLT6 at Louisiana Tech (March 18)
 Opp.7 vs. #18 North Carolina (March 14)

Triples:
 CLT1, 3x, last vs. UAB (April 21)
 Opp.2, 2x, last vs. Old Dominion (March 11)

Home Runs:
 CLT6 at WKU (April 30)
 Opp.4 at Louisiana Tech (March 18)

Runners Left on Base:
 CLT15 vs. Ball State (Feb. 17)
 Opp.19 at #14 North Carolina (April 18)

Bases on Balls:
 CLT18* vs. Ball State (Feb. 19)
 Opp.8, 3x, last at #14 North Carolina (April 18)

Stolen Bases:
 CLT2, 5x, last at WKU (April 28)
 Opp.6 vs. #6 East Carolina, Truist Field (April 19)

Hit by Pitch:
 CLT4, 2x, last at Winthrop (April 25)
 Opp.7* at #14 North Carolina (April 18)

Errors:
 CLT5 at #11 Virginia Tech (March 5)
 Opp.2, 10x, last at WKU (April 30)

Double Plays Turned:
 CLT2, 6x, last at Rice (April 15)
 Opp.3, 2x, last vs. #24 UTSA, G2 (April 6)

Strikeouts:
 CLT20* vs. Army (Feb. 24)
 Opp.15, 2x, last at Rice (April 14)

Wild Pitches:
 CLT3, 2x, last at Winthrop (April 25)
 Opp.4, 2x, last at Louisiana Tech (March 18)

* - Program Record



MISCELLANEOUS STATISTICS

HITTING STREAKS (MIN. 5 GAMES)

Player	Games	Dates
Jack Dragum	7	4/21-Pres.
Cam Fisher	10	3/14-3/31
Will Butcher	9	2/18-3/3
Blake Jackson	8	3/11-3/25
Jack Dragum	8	3/26-4/6
Austin Knight	6	2/17-2/24
Kaden Hopson	6	2/28-3/11
Brandon Stahlman	5	2/18-2/25
Cam Fisher	5	2/24-3/3
Will Butcher	5	3/5-3/14
Jake Cunningham	5	3/5-3/14
Brandon Stahlman	5	4/4-4/14

REACHED BASE STREAKS (MIN. 5 GAMES)

Player	Games	Dates
Jake Cunningham	10	4/4-Pres.
Blake Jackson	8	4/19-Pres.
Jack Dragum	7	4/21-Pres.
Cam Fisher	24	3/14-4/23
Jack Dragum	21	3/3-4/6
Cam Fisher	14	2/17-3/10
Blake Jackson	14	3/5-3/31
Kaden Hopson	11	2/19-3/11
Will Butcher	10	2/18-3/3
Spencer Nolan	10	3/26-4/14
Jake Cunningham	9	3/5-3/21
Will Butcher	9	4/2-4/18
Brandon Stahlman	7	2/17-2/25
Jack Dragum	7	2/19-2/25
Brandon Stahlman	7	4/16-4/25
Austin Knight	6	2/17-2/24
Calvert Clark	6	2/19-3/4
Josh Patrick	6	3/5-3/17
Josh Patrick	5	2/17-2/21
JD Suarez	5	2/18-2/24
Blake Jackson	5	2/24-3/3
Will Butcher	5	3/5-3/14
Austin Knight	5	4/1-4/11
Brandon Stahlman	5	4/4-4/14

MULTIPLE-HIT GAMES

Player	Total	5-hit+	4-hit	3-hit	2-hit	Last
Cam Fisher	16	-	2	2	12	April 30 at WKU (2)
Jack Dragum	12	-	2	3	7	April 30 at WKU (2)
Brandon Stahlman	11	-	1	2	8	April 30 at WKU (3)
Will Butcher	10	-	-	1	9	April 16 at Rice (2)
Kaden Hopson	9	-	-	1	8	April 30 at WKU (2)
Austin Knight	8	-	-	1	7	April 28 at WKU (2)
Jake Cunningham	7	-	-	2	5	April 21 vs. UAB (2)
Blake Jackson	6	-	-	1	5	April 22 vs. UAB (2)
Spencer Nolan	4	-	-	-	4	April 21 vs. UAB (2)
Josh Patrick	3	-	-	-	3	March 8 vs. UNCW @ AHB (2)
Dante DeFranco	2	1	-	-	1	April 4 vs. Radford (2)
JD Suarez	1	-	-	-	1	Feb. 21 at Clemson (2)

MULTIPLE-RBI GAMES

Player	Total	5-RBI+	4-RBI	3-RBI	2-RBI	Last
Cam Fisher	15	-	3	4	8	April 29 at WKU (2)
Will Butcher	10	-	-	1	9	April 18 at #14 North Carolina (2)
Jack Dragum	9	-	1	2	6	April 30 at WKU (3)
Brandon Stahlman	8	-	1	3	4	April 30 at WKU (4)
Austin Knight	5	1	2	1	2	April 22 vs. UAB (4)
Jake Cunningham	5	-	-	2	3	April 15 at Rice (2)
Kaden Hopson	5	-	-	2	3	April 30 at WKU (2)
Josh Patrick	3	-	1	1	1	March 8 vs. UNCW, AHB (3)
Dante DeFranco	3	-	-	2	1	March 26 vs. Dallas Baptist (2)
Blake Jackson	3	-	-	2	1	March 21 vs. UAB (2)
Eli Weisner	2	-	1	-	1	Feb. 25 vs. Army (2)
Spencer Nolan	2	-	-	-	2	April 16 at Rice (2)

STARTERS SUMMARY

No.	Player	GS	POSITION									BATTING ORDER												
			P	C	1B	2B	3B	SS	LF	CF	RF	DH	1st	2nd	3rd	4th	5th	6th	7th	8th	9th			
9	Kaden Hopson	42	-	42	-	-	-	-	-	-	-	-	-	-	-	16	3	-	2	5	7	6	2	1
1	Cam Fisher	42	-	-	-	-	-	-	-	7	35	-	-	-	-	3	27	12	-	-	-	-	-	-
6	Jack Dragum	42	-	-	-	-	-	42	-	-	-	-	-	-	20	1	1	5	3	4	2	6	-	
8	Blake Jackson	36	-	-	-	-	-	-	22	14	-	-	-	-	18	2	-	-	7	2	7	-	-	
14	Austin Knight	36	-	-	22	14	-	-	-	-	-	-	-	2	7	1	3	6	2	9	5	3	-	
19	Brandon Stahlman	36	-	-	6	1	29	-	-	-	-	-	-	3	-	2	10	9	4	7	1	-	-	
22	Will Butcher	34	-	-	1	-	-	-	2	-	4	27	-	-	-	4	13	15	2	-	-	-	-	
23	Spencer Nolan	29	-	-	27	-	-	-	1	1	-	-	-	-	-	-	-	-	4	9	16	-	-	
33	Jake Cunningham	27	-	-	-	-	-	-	-	14	-	13	-	-	8	8	9	-	2	-	-	-	-	
3	Dante DeFranco	24	-	-	7	-	1	8	8	-	-	-	-	2	-	-	-	1	5	8	8	-	-	
17	Josh Patrick	15	-	-	7	-	-	6	1	1	1	1	1	1	2	2	7	3	-	-	-	-	-	
2	JD Suarez	9	-	-	9	-	-	-	-	-	-	-	-	-	-	-	-	-	1	1	7	-	-	
21	Eli Weisner	7	-	-	2	4	-	-	-	-	1	-	-	-	-	1	1	2	2	1	-	-	-	
24	Calvert Clark	6	-	-	-	-	-	3	3	-	-	-	-	1	-	-	-	1	2	1	1	-	-	
26	Drew Tyndall	2	-	1	-	-	-	-	-	-	1	-	-	-	-	-	1	-	1	-	-	-	-	
51	Wyatt Hudepohl	11	11	-	-	-	-	-	-	-	-	-	-	-	-	-	-	-	-	-	-	-	-	
37	Collin Kramer	8	8	-	-	-	-	-	-	-	-	-	-	-	-	-	-	-	-	-	-	-	-	
44	Cameron Hansen	7	7	-	-	-	-	-	-	-	-	-	-	-	-	-	-	-	-	-	-	-	-	
45	Miles Langhorne	4	4	-	-	-	-	-	-	-	-	-	-	-	-	-	-	-	-	-	-	-	-	
29	Paxton Thompson	4	4	-	-	-	-	-	-	-	-	-	-	-	-	-	-	-	-	-	-	-	-	
43	Hale Sims	3	3	-	-	-	-	-	-	-	-	-	-	-	-	-	-	-	-	-	-	-	-	
55	Donye Evans	2	2	-	-	-	-	-	-	-	-	-	-	-	-	-	-	-	-	-	-	-	-	
35	Clark Dearman	1	1	-	-	-	-	-	-	-	-	-	-	-	-	-	-	-	-	-	-	-	-	
40	Andrew Spolyar	1	1	-	-	-	-	-	-	-	-	-	-	-	-	-	-	-	-	-	-	-	-	
38	Sam Conte	1	1	-	-	-	-	-	-	-	-	-	-	-	-	-	-	-	-	-	-	-	-	

SCORE BY INNING

	1	2	3	4	5	6	7	8	9	10	11	12	13	14	15	Total
CHARLOTTE	38	14	45	41	31	49	15	28	18	1	0	0	1	0	0	281
Opponents	29	40	31	31	18	17	31	17	7	3	0	0	2	0	0	226



HOME RUN LOG

68 HOME RUNS HIT (AND COUNTING...)

Day	Date	Opponent	Player (#)	R/L	Inning	Runners On	Count	Outs	Location	Score
Sat.	Feb. 18	Ball State, G1	<u>Kaden Hopson</u> (1)	RHP	3rd	2nd, 3rd	3-1	0	Right Field	6-1
Sat.	Feb. 18	Ball State, G2	<u>Austin Knight</u> (1)	RHP	4th	1st, 2nd	0-0	2	Left Field	5-5
Tue.	Feb. 21	at Clemson	Austin Knight (2)	RHP	3rd	None	2-1	1	Left Field	2-0
Fri.	Feb. 24	Army	Kaden Hopson (2)	RHP	10th	None	0-2	1	Right-Center Field	5-5
Sat.	Feb. 25	Army	<u>Brandon Stahlman</u> (1)	RHP	1st	2nd	1-0	2	Right-Center Field	2-0
Sat.	Feb. 25	Army	<u>Eli Weisner</u> (1)	RHP	4th	1st, 2nd, 3rd	0-2	0	Center Field	6-7
Sat.	Feb. 25	Army	<u>Cam Fisher</u> (1)	RHP	4th	None	2-2	0	Right Field	7-7
Sat.	Feb. 25	Army	<u>Will Butcher</u> (1)	RHP	5th	None	1-1	0	Left-Center Field	9-7
Sat.	Feb. 25	Army	Cam Fisher (2)	RHP	8th	None	0-0	1	Right Field	10-11
Sun.	Feb. 26	Army	Josh Patrick (1)	RHP	1st	1st, 2nd	2-1	2	Right-Center Field	3-0
Sun.	Feb. 26	Army	Cam Fisher (3)	RHP	4th	1st	3-1	1	Right Field	9-0
Tue.	Feb. 28	UNC Asheville	Cam Fisher (4)	LHP	1st	1st	0-0	1	Right-Center Field	2-0
Tue.	Feb. 28	UNC Asheville	Brandon Stahlman (2)	RHP	6th	2nd	1-0	0	Left-Center Field	11-8
Tue.	Feb. 28	UNC Asheville	Cam Fisher (5)	RHP	6th	1st	3-2	2	Center Field	13-8
Fri.	March 3	at #11 Virginia Tech	Kaden Hopson (3)	RHP	4th	1st	1-1	1	Right Field	6-6
Fri.	March 3	at #11 Virginia Tech	Cam Fisher (6)	LHP	8th	1st, 3rd	2-1	1	Right Field	8-8
Sat.	March 4	at #11 Virginia Tech	Austin Knight (3)	RHP	5th	1st	0-0	0	Right Field	3-4
Sun.	March 5	at #11 Virginia Tech	<u>Jake Cunningham</u> (1)	RHP	4th	1st, 2nd	1-1	1	Right-Center Field	3-7
Wed.	March 8	UNCW (AHB)	Cam Fisher (7)	LHP	1st	1st	1-0	0	Right Field	2-5
Wed.	March 8	UNCW (AHB)	Will Butcher (2)	RHP	6th	1st, 2nd	1-2	2	Left Field	9-9
Fri.	March 10	Old Dominion	Jake Cunningham (2)	LHP	2nd	2nd	1-1	1	Center Field	5-1
Fri.	March 10	Old Dominion	Cam Fisher (8)	LHP	2nd	None	0-1	2	Right-Field Line	6-1
Fri.	March 10	Old Dominion	Cam Fisher (9)	LHP	4th	2nd	0-1	2	Right-Field Line	8-1
Tue.	March 14	#18 North Carolina	Cam Fisher (10)	RHP	1st	None	2-2	2	Right-Field Line	1-0
Tue.	March 14	#18 North Carolina	Will Butcher (3)	RHP	1st	None	2-1	2	Right Field	2-0
Sun.	March 19	at Louisiana Tech	Jake Cunningham (3)	RHP	6th	1st	0-0	0	Left-Field Line	4-0
Tue.	March 21	#4 South Carolina (TF)	Cam Fisher (11)	RHP	3rd	1st, 3rd	0-0	1	Right-Field Line	5-0
Fri.	March 24	Dallas Baptist	Cam Fisher (12)	RHP	1st	1st	1-1	1	Right-Center Field	2-0
Sat.	March 25	Dallas Baptist	Cam Fisher (13)	LHP	8th	1st	0-0	2	Center Field	2-4
Tue.	March 28	Gardner-Webb	<u>Jack Dragum</u> (1)	RHP	5th	1st	2-1	1	Left Field	3-4
Tue.	March 28	Gardner-Webb	Cam Fisher (14)	RHP	7th	None	1-1	1	Right Field	4-4
Tue.	March 28	Gardner-Webb	Will Butcher (4)	RHP	7th	None	1-0	2	Left Field	5-4
Fri.	March 31	at UAB	Cam Fisher (15)	RHP	8th	2nd, 3rd	1-0	0	Right Field	10-2
Fri.	March 31	at UAB	Jake Cunningham (4)	LHP	8th	None	2-1	0	Right-Center Field	11-2
Tue.	April 4	Radford	Austin Knight (4)	RHP	2nd	None	2-1	2	Center Field	4-0
Tue.	April 4	Radford	Jack Dragum (2)	RHP	4th	2nd	3-1	2	Left Field	6-0
Tue.	April 4	Radford	Jake Cunningham (5)	RHP	5th	None	1-0	0	Left Field	7-0
Thu.	April 6	#24 UTSA, G1	Will Butcher (5)	RHP	6th	1st	2-1	0	Left Field	3-4
Thu.	April 6	#24 UTSA, G2	Brandon Stahlman (3)	RHP	4th	1st, 3rd	0-0	2	Right-Center Field	5-7
Thu.	April 6	#24 UTSA, G2	Austin Knight (5)	RHP	4th	None	3-2	2	Center Field	6-7
Thu.	April 6	#24 UTSA, G2	Cam Fisher (16)	RHP	5th	1st	3-2	2	Right-Field Line	8-8
Thu.	April 6	#24 UTSA, G2	Austin Knight (6)	RHP	6th	None	0-0	2	Left Field	9-8
Sat.	April 15	at Rice	Jake Cunningham (6)	LHP	3rd	3rd	1-0	2	Left-Center Field	2-1
Sat.	April 15	at Rice	Jack Dragum (3)	RHP	7th	None	2-2	2	Left-Center Field	4-1
Sun.	April 16	at Rice	Brandon Stahlman (4)	RHP	5th	1st, 2nd	3-2	1	Right Field	5-0
Sun.	April 16	at Rice	Spencer Nolan (1)	RHP	6th	None	0-0	0	Right-Center Field	6-0
Sun.	April 16	at Rice	Austin Knight (7)	RHP	7th	1st, 2nd	0-1	0	Left-Field Line	9-2
Sun.	April 16	at Rice	Cam Fisher (17)	RHP	9th	1st, 3rd	0-0	2	Right Field	13-2
Sun.	April 16	at Rice	Will Butcher (6)	RHP	9th	None	1-0	2	Right Field	14-2
Tue.	April 18	at #14 North Carolina	Eli Weisner (2)	LHP	8th	None	0-1	0	Left Field	3-5
Wed.	April 19	#6 East Carolina (TF)	<u>Blake Jackson</u> (1)	RHP	6th	None	1-1	2	Left-Center Field	2-6
Fri.	April 21	UAB	Blake Jackson (2)	RHP	6th	1st	2-1	2	Right Field	4-0
Sat.	April 22	UAB	Cam Fisher (18)	RHP	3rd	None	3-2	0	Right-Center Field	2-4
Sat.	April 22	UAB	Austin Knight (8)	RHP	3rd	None	0-0	2	Center Field	3-4



HOME RUN LOG

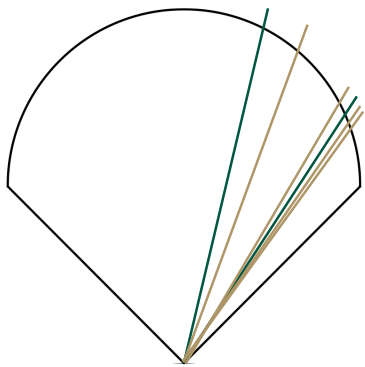
Day	Date	Opponent	Player (#)	R/L	Inning	Runners On	Count	Outs	Location	Score
Sat.	April 22	UAB	Jack Dragum (4)	RHP	4th	1st, 2nd	1-0	1	Right Field	6-4
Sat.	April 22	UAB	Austin Knight (9)	LHP	6th	2nd	2-2	0	Left-Field Line	11-4
Sun.	April 23	UAB	Cam Fisher (19)	RHP	8th	None	0-0	1	Right-Field Line	2-0
Tue.	April 25	at Winthrop	Kaden Hopson (4)	RHP	7th	None	2-2	0	Right Field	2-5
Fri.	April 28	at WKU	Will Butcher (7)	LHP	5th	None	2-2	1	Left-Center Field	1-3
Fri.	April 28	at WKU	Jack Dragum (5)	LHP	5th	None	1-1	2	Center Field	2-3
Fri.	April 28	at WKU	Austin Knight (10)	LHP	8th	None	1-2	2	Left Field	3-8
Sat.	April 29	at WKU	Cam Fisher (20)	LHP	4th	2nd	0-0	1	Center Field	2-2
Sun.	April 30	at WKU	Brandon Stahlman (5)	RHP	2nd	None	2-0	0	Center Field	1-2
Sun.	April 30	at WKU	Brandon Stahlman (6)	RHP	6th	1st	3-2	0	Left Field	4-3
Sun.	April 30	at WKU	Kaden Hopson (5)	RHP	6th	None	1-1	1	Right Field	5-3
Sun.	April 30	at WKU	Cam Fisher (21)	RHP	8th	None	3-2	0	Right Field	6-10
Sun.	April 30	at WKU	Kaden Hopson (6)	RHP	8th	None	2-1	2	Right Field	7-10
Sun.	April 30	at WKU	Jack Dragum (6)	RHP	9th	1st	0-1	1	Left-Center Field	9-14

HOME RUN SUMMARY


INNING	DAY OF THE WEEK	RHP/LHP	COUNT	OUTS	LOCATION
1st: 7	Monday: N/A	RHP: 53	0-0: 14	None: 22	Left-Field Line: 3
2nd: 4	Tuesday: 15	LHP: 15	0-1: 5	One: 19	Left Field: 12
3rd: 6	Wednesday: 3		0-2: 2	Two: 27	Left-Center Field: 7
4th: 12	Thursday: 5	SPECIAL SITUATIONS	1-0: 9	RUNNERS ON	Center Field: 10
5th: 7	Friday: 13	Lead-Off HR: 8	1-1: 9	None: 31	Right-Center Field: 10
Extras: 1	Saturday: 16	Pinch-Hit HR: 1	1-2: 2	One: 23	Right Field: 20
	Sunday: 16	Walk-Off HR: 0	Full: 7	Two: 13	Right-Field Line: 6
		Back-to-Back HR: 5		Bases Loaded: 1	



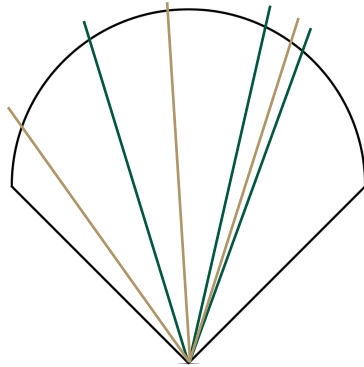
HOME RUN TRACKER



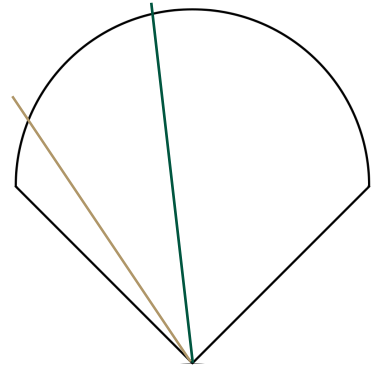
KADEN HOPSON



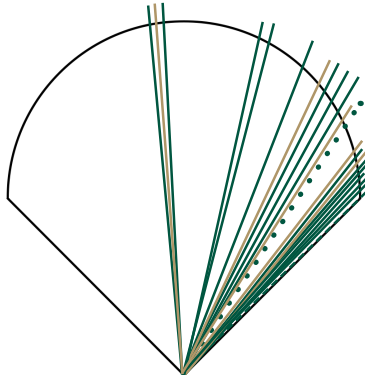
AUSTIN KNIGHT



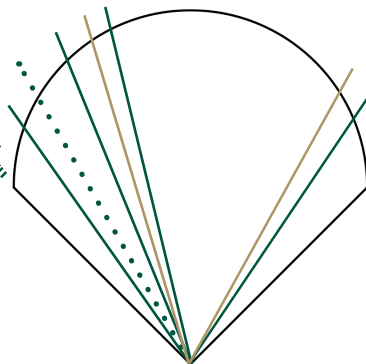
BRANDON STAHLMAN



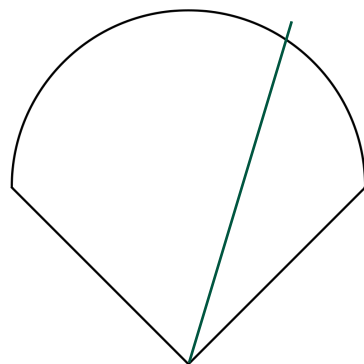
ELI WEISNER



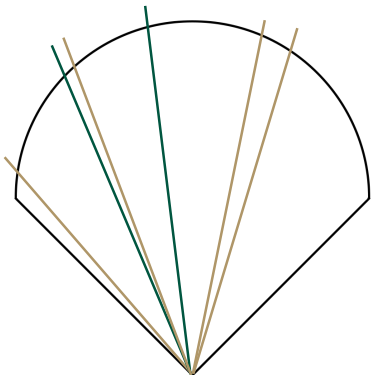
CAM FISHER



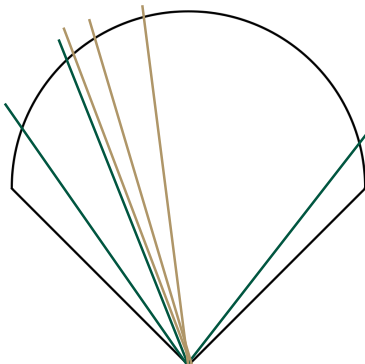
WILL BUTCHER



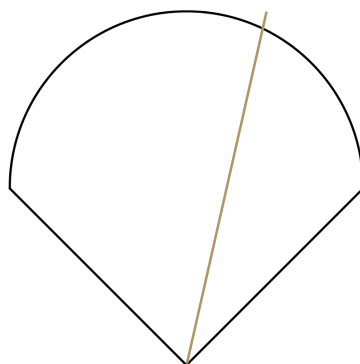
JOSH PATRICK



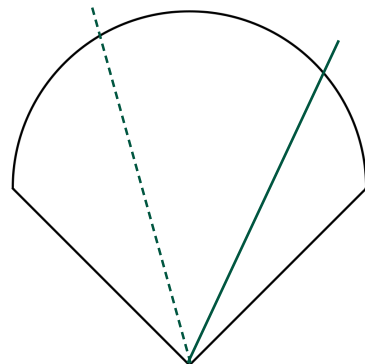
JAKE CUNNINGHAM



JACK DRAGUM



SPENCER NOLAN



BLAKE JACKSON

■ - AT HOME ■ - ON ROAD

..... - AT ATRIUM HEALTH BALLPARK ---- - AT TRUIST FIELD



UNIFORM TRACKER

Day	Date	Opponent	Score	Cap	Rec.	Jersey	Rec.	Pants	Rec.	Combo Record
Fri.	Feb. 17	Ball State	L, 1-2	All Green	0-1	White Pinstripe	0-1	White Pinstripe	0-1	0-1
Sat.	Feb. 18	Ball State (G1)	W, 9-4 (7)	Green/Gold Bill	1-0	White CLT	1-0	White	1-0	1-0
Sat.		Ball State (G2)	W, 9-5 (7)	Green/Gold Bill	2-0	White CLT	2-0	White	2-0	2-0
Sun.	Feb. 19	Ball State	W, 19-5 (7)	Green/Gold Bill	3-0	Green 9ATC	1-0	White	3-0	1-0
Tue.	Feb. 21	at Clemson	L, 5-9	Green/Gold Bill	3-1	Green 9ATC	1-1	White	3-1	1-1
Fri.	Feb. 24	Army	L, 6-7 (13)	All Green	0-2	White Pinstripe	0-2	White Pinstripe	0-2	0-2
Sat.	Feb. 25	Army	L, 10-11	Green/Gold Bill	3-2	White CLT	2-1	White	3-2	2-1
Sun.	Feb. 26	Army	W, 11-2	All Green	1-2	Cream	1-0	Cream	1-0	1-0
Tue.	Feb. 28	UNC Asheville	W, 13-8	All Green	2-2	White Pinstripe	1-2	White Pinstripe	1-2	1-2
Fri.	March 3	at #11 Virginia Tech	L, 11-13 (10)	All Green	2-3	Green 9ATC	1-2	Gray Pinstripe	0-1	0-1
Sat.	March 4	at #11 Virginia Tech	L, 3-6	All Green	2-4	Gray CLT	0-1	Gray	0-1	0-1
Sun.	March 5	at #11 Virginia Tech	L, 4-12	Green/Gold Bill	3-3	Green 9ATC	1-3	Cream	1-1	0-1
Wed.	March 8	UNCW +	L, 9-11	All Green	2-5	White Pinstripe	1-3	White Pinstripe	1-3	1-3
Fri.	March 10	Old Dominion	W, 10-2	All Green	3-5	Cream	2-0	Cream	2-1	2-0
Sat.	March 11	Old Dominion	L, 2-11	All Green	3-6	Cream	2-1	Cream	2-2	2-1
Sun.	March 12	Old Dominion	CANCELED							
Tue.	March 14	#18 North Carolina	L, 3-16	All Green	3-7	White Pinstripe	1-4	White Pinstripe	1-4	1-4
Fri.	March 17	at Louisiana Tech *	L, 1-2	All Green	3-8	Green 9ATC	1-4	Gray Pinstripe	0-2	0-2
Sat.	March 18	at Louisiana Tech *	W, 14-6	All Green	4-8	Gray CLT	1-1	Gray	1-1	1-1
Sun.	March 19	at Louisiana Tech *	W, 9-0	Green/Gold Bill	4-3	Green 9ATC	2-4	Cream	3-2	1-1
Tue.	March 21	#4 South Carolina &	W, 6-2	All Green	5-8	Green 9ATC	3-4	White Pinstripe	2-4	1-0
Fri.	March 24	Dallas Baptist *	L, 2-6	All Green	5-9	Cream	2-2	Cream	3-3	2-2
Sat.	March 25	Dallas Baptist *	L, 2-4	Green/Gold Bill	4-4	White CLT	2-2	White	3-3	2-2
Sun.	March 26	Dallas Baptist *	W, 8-1	Green/Gold Bill	5-4	Green 9ATC	4-4	White	4-3	2-1
Tue.	March 28	Gardner-Webb	W, 6-5	All Green	6-9	Green 9ATC	5-4	White Pinstripe	3-4	2-0
Fri.	March 31	at UAB *	W, 11-3	All Green	7-9	Green 9ATC	6-4	Gray Pinstripe	1-2	1-2
Sat.	April 1	at UAB *	L, 1-2	All Green	7-10	Gray CLT	1-2	Gray	1-2	1-2
Sun.	April 2	at UAB *	W, 5-0	Green/Gold Bill	6-4	Green 9ATC	7-4	Cream	4-3	2-1
Tue.	April 4	Radford	W, 10-0 (7)	All Green	8-10	Green 9ATC	8-4	White Pinstripe	4-4	3-0
Thu.	April 6	UTSA (G1)*	L, 3-5	All Green	8-11	White Pinstripe	1-5	White Pinstripe	4-5	1-5
Thu.		UTSA (G2)*	W, 12-10	All Green	9-11	Green 9ATC	9-4	White Pinstripe	5-5	4-0
Fri.	April 8	UTSA *	CANCELED							
Tue.	April 11	Winthrop	W, 4-3	Green/Gold Bill	7-4	Green 9ATC	10-4	White	5-3	3-1
Fri.	April 14	at Rice *	W, 1-0	All Green	10-11	Green 9ATC	11-4	Gray Pinstripe	2-2	2-2
Sat.	April 15	at Rice *	W, 4-1	All Green	11-11	Gray CLT	2-2	Gray	2-2	2-2
Sun.	April 16	at Rice *	W, 16-2	Green/Gold Bill	8-4	Green 9ATC	12-4	Cream	5-3	3-1
Tue.	April 18	at #14 North Carolina	L, 3-5	All Green	11-12	Gray CLT	2-3	Gray	2-3	2-3
Wed.	April 19	#6 East Carolina &	L, 2-6	White/Green Bill	0-1	White CLT	2-3	White	5-4	0-1
Fri.	April 21	UAB *	W, 4-1	All Green	12-12	White Pinstripe	2-5	White Pinstripe	6-5	2-5
Sat.	April 22	UAB *	W, 11-6	Green/Gold Bill	9-4	White CLT	3-3	White	6-4	3-2
Sun.	April 23	UAB *	W, 2-0	White/Green Bill	1-1	Green 9ATC	13-4	White	7-4	1-0
Tue.	April 25	at Winthrop	L, 2-5	All Green	12-13	Gray CLT	2-4	Gray	2-4	2-4
Fri.	April 28	at WKU *	L, 4-8	All Green	12-14	Green 9ATC	13-5	Gray Pinstripe	2-3	2-3
Sat.	April 29	at WKU *	L, 3-5	All Green	12-14	Gray CLT	2-5	Gray	2-5	2-5
Sun.	April 30	at WKU *	L, 10-14	Green/Gold Bill	9-5	Green 9ATC	13-5	Cream	5-4	3-2
Tue.	May 2	at #7 Coastal Carolina								
Fri.	May 5	Florida Atlantic *								
Sat.	May 6	Florida Atlantic *								
Sun.	May 7	Florida Atlantic *								
Fri.	May 12	at FIU *								
Sat.	May 13	at FIU *								
Sun.	May 14	at FIU *								
Tue.	May 16	at South Carolina								
Thu.	May 18	Middle Tennessee *								
Fri.	May 19	Middle Tennessee *								
Sat.	May 20	Middle Tennessee *								

* Conference USA Game

& Played at Truist Field (Uptown Charlotte, N.C.)

+ Played at Atrium Health Ballpark (Kannapolis, N.C.)



STARTING LINEUP BY POSITION

Date	Opponent	P	C	1B	2B	3B	SS	LF	CF	RF	DH	Score
Feb. 17	Ball State	Hudepohl	Hopson	Weisner	Knight	Stahlman	Dragum	Nolan	Jackson	Fisher	Butcher	L, 1-2
Feb. 18	Ball State (G1)	Evans	Hopson	Stahlman	Suarez	Knight	Dragum	Patrick	Jackson	Fisher	Butcher	W, 9-4
	Ball State (G2)	Kramer	Hopson	Stahlman	Suarez	Knight	Dragum	Patrick	Jackson	Fisher	Butcher	W, 9-5
Feb. 19	Ball State	Langhorne	Hopson	Stahlman	Suarez	Knight	Dragum	Patrick	Jackson	Fisher	Butcher	W, 19-5
Feb. 21	at Clemson	Kramer	Hopson	Stahlman	Suarez	Knight	Dragum	Patrick	Jackson	Fisher	Butcher	L, 5-9
Feb. 24	Army	Hudepohl	Hopson	Stahlman	Suarez	Knight	Dragum	Patrick	Jackson	Fisher	Butcher	L, 6-7
Feb. 25	Army	Evans	Hopson	Weisner	Suarez	Stahlman	Dragum	Patrick	Jackson	Clark	Tyndall	L, 10-11
Feb. 26	Army	Langhorne	Hopson	Patrick	Weisner	Stahlman	Dragum	Jackson	Nolan	Fisher	Butcher	W, 11-2
Feb. 28	UNC Asheville	Dearman	Hopson	Patrick	Weisner	Stahlman	DeFranco	Butcher	Fisher	Clark	Cunningham	W, 13-8
March 3	at #11 Virginia Tech	Hudepohl	Hopson	Patrick	Weisner	Stahlman	Dragum	Butcher	Jackson	Fisher	Cunningham	L, 11-13
March 4	at #11 Virginia Tech	Kramer	Hopson	Patrick	Knight	Stahlman	Dragum	Jackson	Fisher	Clark	Butcher	L, 3-6
March 5	at #11 Virginia Tech	Langhorne	Tyndall	Butcher	Knight	Stahlman	Dragum	Jackson	Fisher	Patrick	Cunningham	L, 4-12
March 8	UNCW +	Sims	Hopson	Stahlman	Suarez	Knight	Dragum	Jackson	Fisher	Butcher	Cunningham	L, 9-11
March 10	Old Dominion	Hudepohl	Hopson	Patrick	DeFranco	Knight	Dragum	Jackson	Fisher	Butcher	Cunningham	W, 10-2
March 11	Old Dominion	Kramer	Hopson	Patrick	Stahlman	Knight	Dragum	Jackson	Fisher	Butcher	Cunningham	L, 2-11
March 12	Old Dominion	CANCELED										
March 14	#18 North Carolina	Spolyar	Hopson	Patrick	Knight	Stahlman	Dragum	Jackson	Fisher	Butcher	Cunningham	L, 3-16
March 17	at Louisiana Tech *	Hudepohl	Hopson	Nolan	Knight	Stahlman	Dragum	Jackson	DeFranco	Fisher	Cunningham	L, 1-2
March 18	at Louisiana Tech *	Conte	Hopson	Nolan	Knight	Stahlman	Dragum	Jackson	DeFranco	Fisher	Cunningham	W, 14-6
March 19	at Louisiana Tech *	Hansen	Hopson	Nolan	Knight	Stahlman	Dragum	Jackson	DeFranco	Fisher	Cunningham	W, 9-0
March 21	#4 South Carolina &	Kramer	Hopson	Nolan	Knight	Stahlman	Dragum	Jackson	DeFranco	Fisher	Cunningham	W, 6-2
March 24	Dallas Baptist *	Hudepohl	Hopson	Nolan	Knight	Stahlman	Dragum	Jackson	DeFranco	Fisher	Butcher	L, 2-6
March 25	Dallas Baptist *	Conte	Hopson	Nolan	Suarez	Stahlman	Dragum	Jackson	DeFranco	Fisher	Cunningham	L, 2-4
March 26	Dallas Baptist *	Hansen	Hopson	Nolan	Suarez	Knight	Dragum	Jackson	DeFranco	Fisher	Cunningham	W, 8-1
March 28	Gardner-Webb	Kramer	Hopson	Nolan	DeFranco	Knight	Dragum	Jackson	Cunningham	Fisher	Butcher	W, 6-5
March 31	at UAB *	Hudepohl	Hopson	Nolan	DeFranco	Stahlman	Dragum	Jackson	Cunningham	Fisher	Butcher	W, 11-3
April 1	at UAB *	Hansen	Hopson	Nolan	DeFranco	Knight	Dragum	Jackson	Cunningham	Fisher	Butcher	L, 1-2
April 2	at UAB *	Thompson	Hopson	Nolan	DeFranco	Stahlman	Dragum	Jackson	Cunningham	Fisher	Butcher	W, 5-0
April 4	Radford	Kramer	Hopson	Nolan	DeFranco	Knight	Dragum	Jackson	Cunningham	Fisher	Butcher	W, 10-0
April 6	UTSA (G1)*	Hudepohl	Hopson	Nolan	DeFranco	Knight	Dragum	Jackson	Cunningham	Fisher	Butcher	L, 3-5
	UTSA (G2)*	Hansen	Hopson	Nolan	Knight	Stahlman	Dragum	Jackson	Cunningham	Fisher	Butcher	W, 12-10
April 8	UTSA *	CANCELED										
April 11	Winthrop	Sims	Hopson	Nolan	Knight	Stahlman	Dragum	Clark	Cunningham	Fisher	Butcher	W, 4-3
April 14	at Rice *	Hudepohl	Hopson	Nolan	Knight	Stahlman	Dragum	DeFranco	Cunningham	Fisher	Butcher	W, 1-0
April 15	at Rice *	Hansen	Hopson	Nolan	Knight	Stahlman	Dragum	DeFranco	Cunningham	Fisher	Butcher	W, 4-1
April 16	at Rice *	Thompson	Hopson	Nolan	Knight	Stahlman	Dragum	DeFranco	Cunningham	Fisher	Butcher	W, 16-2
April 18	at #14 North Carolina	Sims	Hopson	Nolan	Knight	Stahlman	Dragum	DeFranco	Cunningham	Fisher	Butcher	L, 3-5
April 19	#6 East Carolina &	Langhorne	Hopson	Nolan	Knight	Stahlman	Dragum	DeFranco	Cunningham	Fisher	Butcher	L, 2-6
April 21	UAB *	Hudepohl	Hopson	Nolan	Knight	Stahlman	Dragum	Jackson	Cunningham	Fisher	Butcher	W, 4-1
April 22	UAB *	Thompson	Hopson	Nolan	Knight	Stahlman	Dragum	DeFranco	Jackson	Fisher	Butcher	W, 11-6
April 23	UAB *	Hansen	Hopson	Nolan	Weisner	Knight	Dragum	DeFranco	Jackson	Fisher	Butcher	W, 2-0
April 25	at Winthrop	Kramer	Hopson	Nolan	Knight	Stahlman	Dragum	DeFranco	Jackson	Fisher	Butcher	L, 2-5
April 28	at WKU *	Hudepohl	Hopson	Nolan	Knight	Stahlman	Dragum	DeFranco	Jackson	Fisher	Weisner	L, 4-8
April 29	at WKU *	Thompson	Hopson	Nolan	Knight	Stahlman	Dragum	Clark	Jackson	Fisher	Butcher	L, 3-5
April 30	at WKU *	Hansen	Hopson	Nolan	Knight	Stahlman	Dragum	Clark	Jackson	Fisher	Patrick	L, 10-14
May 2	at #7 Coastal Carolina											
May 5	Florida Atlantic *											
May 6	Florida Atlantic *											
May 7	Florida Atlantic *											
May 12	at FIU *											
May 13	at FIU *											
May 14	at FIU *											
May 16	at South Carolina											
May 18	Middle Tennessee *											
May 19	Middle Tennessee *											
May 20	Middle Tennessee *											

* Conference USA Game

Played at USF (Tampa, Fla.)

& Played at Truist Field (Uptown Charlotte, N.C.)

+ Played at Atrium Health Ballpark (Kannapolis, N.C.)

! Conference USA Championships (Hattiesburg, Miss.)



STARTING LINEUP BY BATTING ORDER

Date	Opponent	1st	2nd	3rd	4th	5th	6th	7th	8th	9th	Score
Feb. 17	Ball State	Jackson	Knight	Fisher	Butcher	Dragum	Hopson	Stahlman	Weisner	Nolan	L, 1-2
Feb. 18	Ball State (G1)	Jackson	Knight	Fisher	Butcher	Dragum	Hopson	Patrick	Stahlman	Suarez	W, 9-4
	Ball State (G2)	Jackson	Knight	Fisher	Butcher	Dragum	Hopson	Patrick	Stahlman	Suarez	W, 9-5
Feb. 19	Ball State	Jackson	Knight	Fisher	Butcher	Hopson	Patrick	Dragum	Stahlman	Suarez	W, 19-5
Feb. 21	at Clemson	Jackson	Knight	Fisher	Butcher	Hopson	Patrick	Dragum	Stahlman	Suarez	L, 5-9
Feb. 24	Army	Patrick	Fisher	Knight	Hopson	Butcher	Jackson	Stahlman	Dragum	Suarez	L, 6-7
Feb. 25	Army	Jackson	Hopson	Patrick	Stahlman	Tyndall	Clark	Weisner	Suarez	Dragum	L, 10-11
Feb. 26	Army	Stahlman	Fisher	Butcher	Hopson	Patrick	Weisner	Jackson	Dragum	Nolan	W, 11-2
Feb. 28	UNC Asheville	Clark	Cunningham	Fisher	Butcher	Hopson	Weisner	Patrick	Stahlman	DeFranco	W, 13-8
March 3	at #11 Virginia Tech	Hopson	Cunningham	Fisher	Butcher	Stahlman	Patrick	Weisner	Jackson	Dragum	L, 11-13
March 4	at #11 Virginia Tech	Hopson	Knight	Fisher	Butcher	Stahlman	Patrick	Clark	Jackson	Dragum	L, 3-6
March 5	at #11 Virginia Tech	Stahlman	Knight	Fisher	Butcher	Patrick	Cunningham	Tyndall	Jackson	Dragum	L, 4-12
March 8	UNCW +	Hopson	Fisher	Butcher	Stahlman	Knight	Cunningham	Dragum	Jackson	Suarez	L, 9-11
March 10	Old Dominion	Hopson	Cunningham	Butcher	Fisher	Knight	Patrick	Dragum	Jackson	DeFranco	W, 10-2
March 11	Old Dominion	Hopson	Cunningham	Fisher	Butcher	Stahlman	Patrick	Knight	Jackson	Dragum	L, 2-11
March 12	Old Dominion	CANCELED									
March 14	#18 North Carolina	Hopson	Cunningham	Fisher	Butcher	Stahlman	Patrick	Knight	Jackson	Dragum	L, 3-16
March 17	at Louisiana Tech *	Hopson	Cunningham	Fisher	Knight	Stahlman	Dragum	Jackson	DeFranco	Nolan	L, 1-2
March 18	at Louisiana Tech *	Jackson	Hopson	Fisher	Cunningham	Stahlman	Dragum	Knight	DeFranco	Nolan	W, 14-6
March 19	at Louisiana Tech *	Jackson	Hopson	Fisher	Cunningham	Stahlman	Dragum	DeFranco	Nolan	Knight	W, 9-0
March 21	#4 South Carolina &	Jackson	Dragum	Fisher	Cunningham	Hopson	Stahlman	DeFranco	Knight	Nolan	W, 6-2
March 24	Dallas Baptist *	Jackson	Dragum	Fisher	Butcher	Hopson	Stahlman	Knight	Nolan	DeFranco	L, 2-6
March 25	Dallas Baptist *	Hopson	Jackson	Cunningham	Fisher	Dragum	Stahlman	Nolan	DeFranco	Suarez	L, 2-4
March 26	Dallas Baptist *	Hopson	Jackson	Cunningham	Fisher	Dragum	DeFranco	Suarez	Nolan	Knight	W, 8-1
March 28	Gardner-Webb	Jackson	Dragum	Fisher	Cunningham	Butcher	Hopson	DeFranco	Knight	Nolan	W, 6-5
March 31	at UAB *	Hopson	Dragum	Fisher	Cunningham	Butcher	Jackson	DeFranco	Stahlman	Nolan	W, 11-3
April 1	at UAB *	Hopson	Dragum	Fisher	Cunningham	Butcher	Jackson	Knight	DeFranco	Nolan	L, 1-2
April 2	at UAB *	Hopson	Dragum	Fisher	Cunningham	Butcher	Jackson	Nolan	DeFranco	Stahlman	W, 5-0
April 4	Radford	Hopson	Dragum	Fisher	Cunningham	Butcher	Jackson	Nolan	DeFranco	Knight	W, 10-0
April 6	UTSA (G1)*	Hopson	Cunningham	Fisher	Dragum	Butcher	Jackson	Knight	DeFranco	Nolan	L, 3-5
	UTSA (G2)*	Hopson	Dragum	Cunningham	Fisher	Butcher	Jackson	Stahlman	Knight	Nolan	W, 12-10
April 8	UTSA *	CANCELED									
April 11	Winthrop	Hopson	Dragum	Cunningham	Fisher	Butcher	Stahlman	Knight	Nolan	Clark	W, 4-3
April 14	at Rice *	Stahlman	Cunningham	Dragum	Fisher	Butcher	Hopson	Knight	DeFranco	Nolan	W, 1-0
April 15	at Rice *	DeFranco	Dragum	Cunningham	Fisher	Butcher	Hopson	Stahlman	Knight	Nolan	W, 4-1
April 16	at Rice *	DeFranco	Dragum	Cunningham	Fisher	Butcher	Stahlman	Hopson	Knight	Nolan	W, 16-2
April 18	at #14 North Carolina	Knight	Dragum	Cunningham	Fisher	Butcher	Stahlman	Hopson	Nolan	DeFranco	L, 3-5
April 19	#6 East Carolina &	Knight	Dragum	Cunningham	Fisher	Butcher	Stahlman	DeFranco	Hopson	Nolan	L, 2-6
April 21	UAB *	Jackson	Dragum	Fisher	Cunningham	Butcher	Stahlman	Knight	Hopson	Nolan	W, 4-1
April 22	UAB *	Jackson	Dragum	Fisher	Butcher	Stahlman	Knight	Hopson	Nolan	DeFranco	W, 11-6
April 23	UAB *	Jackson	Dragum	Fisher	Knight	Weisner	Butcher	Hopson	Nolan	DeFranco	W, 2-0
April 25	at Winthrop	Jackson	Dragum	Fisher	Knight	Stahlman	Butcher	Hopson	Nolan	DeFranco	L, 2-5
April 28	at WKU *	Jackson	Dragum	Fisher	Weisner	Knight	Hopson	Nolan	Stahlman	DeFranco	L, 4-8
April 29	at WKU *	Jackson	Dragum	Butcher	Fisher	Knight	Stahlman	Clark	Nolan	Hopson	L, 3-5
April 30	at WKU *	Jackson	Dragum	Patrick	Fisher	Stahlman	Knight	Hopson	Clark	Nolan	L, 10-14
May 2	at #7 t Coastal Carolina										
May 5	Florida Atlantic *										
May 6	Florida Atlantic *										
May 7	Florida Atlantic *										
May 12	at FIU *										
May 13	at FIU *										
May 14	at FIU *										
May 16	at South Carolina										
May 18	Middle Tennessee *										
May 19	Middle Tennessee *										
May 20	Middle Tennessee *										

* Conference USA Game

& Played at Truist Field (Uptown Charlotte, N.C.)

+ Played at Atrium Health Ballpark (Kannapolis, N.C.)



TEAM BATTING

Date	Opponent	AB	R	H	RBI	2B	3B	HR	BB	IBB	SB	CS	HBP	SAC	SF	GDP	K	PO	A	E	LOB	AVG
Feb. 17	Ball State	28	1	3	1	0	0	0	15	0	0	0	0	0	0	0	14	27	7	1	15	.107
Feb. 18	Ball State (G1)	22	9	6	8	1	0	1	10	0	0	0	4	1	0	0	6	21	7	0	10	.273
	Ball State (G2)	26	9	8	8	2	0	1	7	0	0	0	1	0	0	0	6	21	5	0	7	.308
Feb. 19	Ball State	27	19	8	15	1	0	0	18	0	2	0	3	0	1	0	7	21	6	0	12	.296
Feb. 21	at Clemson	35	5	8	5	0	0	1	3	0	0	0	1	0	1	0	7	24	9	0	8	.229
Feb. 24	Army	49	6	11	4	2	0	1	3	0	0	0	1	0	0	1	9	39	16	1	8	.224
Feb. 25	Army	35	10	10	10	1	0	5	5	0	0	0	0	0	1	1	10	27	11	0	4	.286
Feb. 26	Army	32	11	8	10	2	0	2	8	0	0	0	0	0	0	0	6	27	9	0	5	.250
Feb. 28	UNC Asheville	34	13	11	11	4	0	3	15	0	2	0	0	1	0	0	7	27	14	0	13	.324
March 3	at #11 Virginia Tech	37	11	11	10	2	0	2	9	0	1	0	1	0	1	2	9	29	6	0	7	.297
March 4	at #11 Virginia Tech	34	3	7	3	1	0	1	2	0	0	1	1	0	0	0	12	24	7	1	7	.206
March 5	at #11 Virginia Tech	30	4	4	4	0	0	1	12	0	1	0	0	0	0	1	9	24	8	5	11	.133
March 8	UNCW +	36	9	11	9	2	1	2	7	0	0	0	0	0	0	1	10	27	2	1	7	.306
March 10	Old Dominion	34	10	11	10	3	0	3	6	0	0	0	2	1	0	0	8	27	4	0	9	.324
March 11	Old Dominion	32	2	6	2	2	0	0	3	0	0	0	1	0	0	1	10	27	7	1	7	.188
March 12	Old Dominion	CANCELED																				
March 14	#18 North Carolina	33	3	7	2	1	0	2	3	0	0	0	0	0	0	1	10	27	8	2	6	.212
March 17	at Louisiana Tech *	31	1	6	1	1	0	0	4	0	0	1	0	0	0	2	7	24	10	1	7	.194
March 18	at Louisiana Tech *	45	14	22	11	6	0	0	3	0	0	0	1	1	1	1	4	27	3	0	10	.489
March 19	at Louisiana Tech *	38	9	13	8	2	1	1	4	0	1	1	1	0	0	1	9	27	4	2	7	.342
March 21	#4 South Carolina &	34	6	11	6	1	0	1	3	1	1	0	0	0	0	1	13	27	7	0	7	.324
March 24	Dallas Baptist *	30	2	3	2	0	0	1	1	0	0	0	0	0	0	0	15	27	9	2	2	.100
March 25	Dallas Baptist *	32	2	6	2	1	0	1	2	0	0	1	2	0	0	0	13	27	9	0	7	.188
March 26	Dallas Baptist *	29	8	8	8	1	0	0	10	2	0	1	1	0	0	0	9	27	9	0	8	.276
March 28	Gardner-Webb	31	6	7	5	1	0	3	9	1	0	0	0	0	1	0	6	27	6	1	10	.226
March 31	at UAB *	42	11	16	10	1	0	2	5	0	0	1	0	1	0	0	9	27	10	0	10	.381
April 1	at UAB *	30	1	4	1	1	0	0	2	1	1	0	0	0	0	0	2	24	7	1	4	.133
April 2	at UAB *	31	5	5	5	2	0	0	5	1	2	1	2	0	1	0	8	27	7	2	7	.161
April 4	Radford	28	10	10	8	3	0	3	8	0	1	0	0	0	0	1	4	21	5	0	5	.357
April 6	UTSA (G1)*	35	3	11	3	1	0	1	4	0	0	0	0	0	0	3	1	27	15	3	9	.314
	UTSA (G2)*	33	12	11	12	2	0	4	2	0	0	0	2	0	1	1	9	27	11	1	2	.333
April 8	UTSA *	CANCELED																				
April 11	Winthrop	30	4	5	4	2	0	0	6	0	0	0	0	0	0	0	9	27	8	2	8	.167
April 14	at Rice *	30	1	3	1	1	0	0	2	1	1	0	1	0	0	0	15	27	9	0	5	.100
April 15	at Rice *	30	4	5	4	0	0	2	6	0	0	2	2	0	1	0	3	27	7	0	8	.167
April 16	at Rice *	44	16	18	15	4	0	5	9	0	2	0	1	0	0	0	13	27	4	0	11	.409
April 18	at #14 North Carolina	32	3	7	3	2	0	1	2	0	0	0	0	0	0	1	10	24	10	0	4	.219
April 19	#6 East Carolina &	33	2	5	2	1	0	1	2	0	0	0	2	0	0	0	12	27	3	1	8	.152
April 21	UAB *	34	4	12	4	1	1	1	5	0	0	0	1	1	0	0	7	27	6	0	13	.353
April 22	UAB *	36	11	11	11	1	0	4	7	0	1	0	1	0	0	0	5	27	5	1	9	.306
April 23	UAB *	28	2	6	2	0	0	1	6	1	0	2	1	0	0	0	8	27	6	0	9	.214
April 25	at Winthrop	31	2	3	1	1	0	1	4	0	0	0	4	0	0	0	13	24	7	1	10	.097
April 28	at WKU *	34	4	7	4	1	0	3	4	0	2	0	0	0	0	0	11	24	11	2	7	.206
April 29	at WKU *	31	3	4	3	1	0	1	3	0	1	0	1	0	0	1	8	24	9	0	5	.129
April 30	at WKU *	39	10	11	10	0	0	6	2	0	2	0	1	0	0	0	11	24	11	3	5	.282
May 2	at #7 Coastal Carolina																					
May 5	Florida Atlantic *																					
May 6	Florida Atlantic *																					
May 7	Florida Atlantic *																					
May 12	at FIU *																					
May 13	at FIU *																					
May 14	at FIU *																					
May 16	at South Carolina																					
May 18	Middle Tennessee *																					
May 19	Middle Tennessee *																					
May 20	Middle Tennessee *																					

* Conference USA Game

& Played at Truist Field (Uptown Charlotte, N.C.)

+ Played at Atrium Health Ballpark (Kannapolis, N.C.)



TEAM PITCHING

Date	Opponent	IP	H	R	ER	BB	SO	2B	3B	HR	WP	BK	HBP	IBB	DP	Score	Opp. Avg.	ERA
Feb. 17	Ball State	9.0	4	2	2	4	10	0	1	1	0	0	0	0	0	1-2	.129	2.00
Feb. 18	Ball State (G1)	7.0	5	4	4	3	9	0	0	2	0	0	1	0	2	9-4	.208	5.14
	Ball State (G2)	7.0	9	5	5	6	11	3	0	1	2	0	0	0	0	9-5	.310	6.43
Feb. 19	Ball State	7.0	5	5	5	3	6	1	0	2	0	0	3	0	1	19-5	.200	6.43
Feb. 21	at Clemson	8.0	10	9	9	5	8	2	1	1	1	0	1	0	0	5-9	.313	10.13
Feb. 24	Army	13.0	13	7	6	5	20	2	0	2	0	0	2	0	1	6-7	.260	4.15
Feb. 25	Army	9.0	13	11	11	6	8	5	0	1	1	0	2	0	1	10-11	.351	11.00
Feb. 26	Army	9.0	6	2	2	3	8	2	0	1	1	0	1	0	1	11-2	.188	2.00
Feb. 28	UNC Asheville	9.0	11	8	8	5	6	0	0	2	3	0	1	0	2	13-8	.306	8.00
March 3	at #11 Virginia Tech	9.2	15	13	13	3	15	3	0	3	2	0	0	0	0	11-13	.366	12.10
March 4	at #11 Virginia Tech	8.0	13	6	4	3	8	3	1	1	0	1	0	0	1	3-6	.351	4.50
March 5	at #11 Virginia Tech	8.0	10	12	8	4	11	5	2	2	0	0	3	0	0	4-12	.278	9.00
March 8	UNCW +	9.0	15	11	10	5	14	3	0	1	0	1	2	0	0	9-11	.366	10.00
March 10	Old Dominion	9.0	5	2	2	0	17	0	0	2	0	0	0	0	0	10-2	.156	2.00
March 11	Old Dominion	9.0	15	11	10	5	8	0	2	2	2	0	0	0	1	2-11	.366	10.00
March 12	Old Dominion	CANCELED																
March 14	#18 North Carolina	9.0	17	16	15	8	10	7	0	3	2	0	2	0	1	3-16	.395	15.00
March 17	at Louisiana Tech *	8.0	6	2	2	3	5	0	0	1	0	0	1	0	0	1-2	.207	2.25
March 18	at Louisiana Tech *	9.0	8	6	6	4	10	2	0	4	0	0	0	0	0	14-6	.235	6.00
March 19	at Louisiana Tech *	9.0	3	0	0	3	5	0	0	0	0	0	3	0	0	9-0	.097	0.00
March 21	#4 South Carolina &	9.0	7	2	2	7	13	0	0	0	1	0	0	0	1	6-2	.212	2.00
March 24	Dallas Baptist *	9.0	9	6	3	5	12	3	0	0	2	0	0	0	0	2-6	.257	3.00
March 25	Dallas Baptist *	9.0	4	4	4	4	11	1	0	1	0	0	2	0	0	2-4	.133	4.00
March 26	Dallas Baptist *	9.0	3	1	1	2	8	0	0	1	0	0	0	0	2	8-1	.107	1.00
March 28	Gardner-Webb	9.0	7	5	4	4	9	0	0	3	0	0	0	0	0	6-5	.226	4.00
March 31	at UAB *	9.0	5	3	3	3	11	1	0	1	0	0	0	0	1	11-3	.167	3.00
April 1	at UAB *	8.0	5	2	0	3	6	1	0	0	1	0	0	0	0	1-2	.167	0.00
April 2	at UAB *	9.0	3	0	0	8	12	1	0	0	0	0	1	0	2	5-0	.103	0.00
April 4	Radford	7.0	3	0	0	1	10	0	0	0	1	0	1	0	2	10-0	.136	0.00
April 6	UTSA (G1)*	9.0	6	5	3	3	3	0	1	0	1	0	0	0	0	3-5	.176	3.00
	UTSA (G2)*	9.0	13	10	9	4	5	3	0	2	0	0	5	0	1	12-10	.351	9.00
April 8	UTSA *	CANCELED																
April 11	Winthrop	9.0	6	3	2	3	15	1	0	0	0	0	2	0	0	4-3	.188	2.00
April 14	at Rice *	9.0	5	0	0	2	13	2	0	0	0	0	0	0	0	1-0	.161	0.00
April 15	at Rice *	9.0	4	1	1	3	7	1	0	0	0	0	2	0	2	4-1	.138	1.00
April 16	at Rice *	9.0	7	2	2	3	10	3	1	0	0	0	0	0	0	16-2	.206	2.00
April 18	at #14 North Carolina	8.0	10	5	5	8	9	2	0	1	1	0	7	0	1	3-5	.303	5.63
April 19	#6 East Carolina &	9.0	9	6	6	4	10	1	0	2	1	0	1	0	0	2-6	.250	6.00
April 21	UAB *	9.0	4	1	1	2	13	2	0	0	0	0	0	0	0	4-1	.129	1.00
April 22	UAB *	9.0	9	6	6	4	12	3	0	1	1	0	0	0	1	11-6	.265	6.00
April 23	UAB *	9.0	1	0	0	2	10	0	0	0	0	0	0	0	1	2-0	.037	0.00
April 25	at Winthrop	8.0	8	5	5	4	9	2	0	1	3	0	0	0	1	2-5	.267	5.63
April 28	at WKU *	8.0	11	8	7	3	10	2	0	0	0	0	0	0	0	4-8	.324	7.88
April 29	at WKU *	8.0	9	5	5	2	4	1	1	0	0	0	0	0	0	3-5	.290	5.63
April 30	at WKU *	8.0	15	14	10	3	6	4	0	1	0	0	1	0	0	10-14	.405	11.25
May 2	at #7 Coastal Carolina																	
May 5	Florida Atlantic *																	
May 6	Florida Atlantic *																	
May 7	Florida Atlantic *																	
May 12	at FIU *																	
May 13	at FIU *																	
May 14	at FIU *																	
May 16	at South Carolina																	
May 18	Middle Tennessee *																	
May 19	Middle Tennessee *																	
May 20	Middle Tennessee *																	

* Conference USA Game

& Played at Truist Field (Uptown Charlotte, N.C.)

+ Played at Atrium Health Ballpark (Kannapolis, N.C.)



OVERALL STATISTICS (All games Sorted by Batting avg)

Record: 22-21 Home: 15-10 Away: 7-11 C-USA: 12-8

Player	avg	gp-gs	ab	r	h	2b	3b	hr	rbi	tb	slg%	bb	hp	so	gdp	ob%	sf	sh	sb-att	po	a	e	fld%	
1 Cam Fisher	.344	43-42	151	49	52	6	0	21	46	121	.801	40	6	39	1	.497	0	0	6-6	83	0	0	1.000	
19 Brandon Stahlman	.296	40-36	135	16	40	6	0	6	28	64	.474	20	1	36	3	.389	1	0	1-3	47	47	7	.931	
6 Jack Dragum	.292	43-42	161	28	47	5	1	6	30	72	.447	20	5	28	2	.383	2	0	2-3	55	85	3	.979	
22 Will Butcher	.245	42-34	151	27	37	9	0	7	29	67	.444	10	5	37	1	.311	1	0	0-0	19	1	1	.952	
9 Kaden Hopson	.243	42-42	152	32	37	5	1	6	18	62	.408	35	3	28	2	.393	1	0	2-3	397	23	0	1.000	
8 Blake Jackson	.236	40-36	127	23	30	9	0	2	15	45	.354	22	10	33	2	.390	0	2	4-5	67	0	0	1.000	
14 Austin Knight	.224	40-36	143	21	32	6	0	10	31	68	.476	7	2	35	3	.266	2	1	0-0	44	67	8	.933	
23 Spencer Nolan	.196	41-29	92	22	18	1	0	1	10	22	.239	20	3	36	1	.357	0	0	3-6	212	14	3	.987	

33 Jake Cunningham	.264	29-27	106	24	28	8	0	6	20	54	.509	16	1	29	3	.363	1	0	1-1	27	0	1	.964	
17 Josh Patrick	.218	27-15	55	12	12	2	1	1	14	19	.345	16	1	17	0	.397	1	0	0-0	53	3	1	.982	
3 Dante DeFranco	.210	34-24	62	9	13	4	0	0	8	17	.274	13	0	24	0	.347	0	3	1-2	40	25	2	.970	
21 Eli Weisner	.161	18-7	31	7	5	0	0	2	8	11	.355	6	0	10	1	.297	0	0	0-1	19	16	0	1.000	
2 JD Suarez	.160	18-9	25	5	4	0	0	0	1	4	.160	10	0	6	0	.400	0	0	1-2	17	17	0	1.000	
24 Calvert Clark	.148	19-6	27	6	4	1	0	0	0	5	.185	8	2	12	1	.378	0	0	0-0	8	1	0	1.000	
26 Drew Tyndall	.143	9-2	7	0	1	0	0	0	0	1	.143	2	0	4	0	.333	0	0	0-0	14	0	2	.875	
12 Huck Wathan	.000	1-0	0	0	0	0	0	0	0	0	.000	1	0	0	0	1.000	0	0	0-0	0	0	0	.000	
Totals	.253	43	1425	281	360	62	3	68	258	632	.444	246	39	374	20	.375	9	6	21-32	1121	334	35	.977	
Opponents	.244	43	1419	226	346	72	10	46	214	576	.406	165	44	417	23	.337	19	17	67-73	1109	322	34	.977	

LOB - Team (335), Opp (317). DPs turned - Team (26), Opp (27). IBB - Team (8), Fisher 7, Butcher 1. Picked off - Cunningham 2, Nolan 1.

(All games Sorted by Earned run avg)

Player	era	w-l	app	gs	cg	sho	sv	ip	h	r	er	bb	so	2b	3b	hr	b/avg	wp	hp	bk	sfa	sha
44 Cameron Hansen	3.38	3-1	13	7	0	0/2	0	56.0	37	24	21	18	48	8	0	4	.181	2	5	0	0	1
51 Wyatt Hudepohl	3.84	4-5	11	11	1	0/1	0	72.2	65	36	31	18	84	11	2	6	.235	3	1	0	3	3

27 Christian Lothes	0.00	0-0	2	0	0	0/0	0	1.0	1	1	0	3	0	1	0	0	.200	0	0	0	0	0
53 Nick Cosentino	3.38	0-0	4	0	0	0/1	0	2.2	2	1	1	2	4	0	0	1	.200	0	1	0	0	0
34 Evan Michelson	4.05	1-2	20	0	0	0/4	5	26.2	20	14	12	7	28	2	2	4	.215	1	4	0	1	3
29 Paxton Thompson	4.20	4-2	15	4	0	0/1	0	40.2	36	23	19	21	47	9	2	4	.237	1	3	0	3	1
43 Hale Sims	4.43	1-0	17	3	0	0/0	0	22.1	20	12	11	14	25	3	0	1	.247	5	4	1	4	0
32 Brevon Yarbrow	4.50	0-0	6	0	0	0/1	0	4.0	2	2	2	3	1	0	0	1	.182	1	1	0	0	0
40 Andrew Spolyar	5.12	2-2	13	1	0	0/0	0	31.2	30	18	18	12	37	5	1	6	.252	3	5	0	1	2
35 Clark Dearman	5.40	2-0	11	1	0	0/1	0	16.2	22	14	10	3	21	4	0	2	.306	2	1	0	0	3
55 Donye Evans	5.74	2-0	16	2	0	0/1	1	31.1	21	21	20	21	37	3	0	5	.188	2	3	0	0	3
37 Collin Kramer	6.19	2-4	13	8	0	0/1	0	32.0	43	24	22	20	39	12	2	3	.319	3	3	1	2	1
45 Miles Langhorne	7.90	1-1	7	4	0	0/1	0	13.2	14	13	12	8	14	6	0	2	.250	2	2	0	0	0
38 Sam Conte	7.98	0-2	12	2	0	0/0	0	14.2	16	13	13	10	22	5	0	4	.271	0	6	0	0	0
47 Aubrey Gillentine	9.82	0-1	6	0	0	0/0	0	3.2	9	4	4	1	5	2	0	1	.529	1	0	0	2	0
11 AJ Wilson	12.00	0-1	8	0	0	0/0	0	3.0	6	4	4	1	4	1	1	1	.462	0	4	0	2	0
46 Matt Little	13.50	0-0	1	0	0	0/0	0	0.2	0	1	1	2	1	0	0	0	.000	0	1	0	1	0
41 Joel Sarver	27.00	0-0	1	0	0	0/0	0	0.1	2	1	1	1	0	0	0	1	1.000	0	0	0	0	0
Totals	4.84	22-21	43	43	1	5/5	6	373.2	346	226	201	165	417	72	10	46	.244	26	44	2	19	17
Opponents	6.28	21-22	43	43	1	0/0	9	369.2	360	281	258	246	374	62	3	68	.253	42	39	1	9	6

PB - Team (1), Hopson 1, Opp (7). Pickoffs - Team (1), Conte 1, Opp (3). SBA/ATT - Hopson (62-67), Hudepohl (10-11), Conte (10-11), Hansen (10-10), Michelson (6-7), Thompson (5-6), Spolyar (5-5), Kramer (5-5), Evans (3-4), Tyndall (4-4), Sims (3-3), Gillentine (3-3), Dearman (3-3), Langhorne (2-2), Sarver (0-1), Wilson (1-1), Lothes (1-1).



CONFERENCE STATISTICS (C-USA games only Sorted by Batting avg)

Record: 12-8 Home: 5-3 Away: 7-5 C-USA: 12-8

Player	avg	gp-gs	ab	r	h	2b	3b	hr	rbi	tb	slg%	bb	hp	so	gdp	ob%	sf	sh	sb-att	po	a	e	fld%
6 Jack Dragum	.378	20-20	82	14	31	5	1	4	22	50	.610	7	2	6	2	.430	2	0	2-3	26	46	1	.986
1 Cam Fisher	.356	20-20	73	20	26	3	0	9	22	56	.767	18	2	15	0	.495	0	0	3-3	46	0	0	1.000
19 Brandon Stahlman	.316	18-16	57	12	18	3	0	4	13	33	.579	8	1	18	1	.403	1	0	1-2	12	22	5	.872
8 Blake Jackson	.262	17-17	61	11	16	4	0	1	8	23	.377	7	4	13	2	.375	0	1	2-3	31	0	0	1.000
23 Spencer Nolan	.262	20-20	65	16	17	1	0	1	7	21	.323	11	1	22	1	.377	0	0	3-6	152	11	3	.982
33 Jake Cunningham	.250	15-14	56	12	14	3	0	3	10	26	.464	6	1	18	0	.333	0	0	1-1	17	0	1	.944
14 Austin Knight	.239	20-17	67	10	16	2	0	6	16	36	.537	4	1	12	2	.288	1	1	0-0	19	33	2	.963
9 Kaden Hopson	.222	20-20	81	11	18	3	1	2	4	29	.358	7	2	14	0	.300	0	0	1-2	171	10	0	1.000
22 Will Butcher	.203	20-13	64	10	13	1	0	3	9	23	.359	4	2	19	0	.271	0	0	0-0	1	0	0	1.000
3 Dante DeFranco	.200	17-16	45	4	9	1	0	0	5	10	.222	8	0	15	0	.321	0	1	0-1	28	14	2	.955

17 Josh Patrick	.222	7-1	9	0	2	1	0	0	1	3	.333	0	0	6	0	.222	0	0	0-0	3	0	0	1.000
2 JD Suarez	.167	4-2	6	1	1	0	0	0	0	1	.167	3	0	2	0	.444	0	0	0-1	4	6	0	1.000
24 Calvert Clark	.100	6-2	10	2	1	0	0	0	0	1	.100	1	2	4	1	.308	0	0	0-0	4	1	0	1.000
21 Eli Weisner	.000	4-2	6	0	0	0	0	0	0	0	.000	2	0	3	0	.250	0	0	0-1	0	1	0	1.000
Totals	.267	20	682	123	182	27	2	33	117	312	.457	86	18	167	9	.362	4	3	13-23	525	162	18	.974
Opponents	.205	20	635	76	130	30	3	12	68	202	.318	66	15	173	8	.292	6	11	33-36	525	162	15	.979

LOB - Team (145), Opp (132). DPs turned - Team (10), Opp (12). IBB - Team (6), Fisher 6. Picked off - Cunningham 1, Nolan 1.

(C-USA games only Sorted by Earned run avg)

Player	era	w-l	app	gs	cg	sho	sv	ip	h	r	er	bb	so	2b	3b	hr	b/avg	wp	hp	bks	sfa	sha
44 Cameron Hansen	2.75	3-1	7	7	0	0/2	0	39.1	23	14	12	11	32	5	0	2	.164	1	4	0	0	1
51 Wyatt Hudepohl	2.92	3-4	7	7	0	0/1	0	49.1	39	21	16	15	55	8	1	1	.213	2	0	0	2	2
29 Paxton Thompson	5.25	3-1	6	4	0	0/1	0	24.0	26	15	14	14	21	8	2	2	.283	0	1	0	2	1

37 Collin Kramer	0.00	0-0	2	0	0	0/0	0	3.0	2	0	0	1	3	0	0	0	.182	0	0	0	0	0
45 Miles Langhorne	0.00	0-0	1	0	0	0/0	0	1.0	1	0	0	0	2	0	0	0	.250	0	0	0	0	0
47 Aubrey Gillentine	0.00	0-0	1	0	0	0/0	0	0.1	1	0	0	0	0	0	0	0	.500	0	0	0	0	0
11 AJ Wilson	0.00	0-0	1	0	0	0/0	0	0.1	0	0	0	0	0	0	0	0	.000	0	0	0	0	0
40 Andrew Spolyar	0.64	1-0	5	0	0	0/0	0	14.0	7	1	1	7	13	2	0	1	.149	0	3	0	0	1
35 Clark Dearman	1.93	1-0	3	0	0	0/0	0	4.2	6	5	1	0	8	1	0	0	.300	0	0	0	0	3
55 Donye Evans	2.03	1-0	7	0	0	0/1	1	13.1	6	3	3	9	14	1	0	0	.136	1	3	0	0	2
34 Evan Michelson	4.50	0-1	11	0	0	0/4	3	12.0	6	6	6	5	10	2	0	2	.158	0	2	0	1	1
43 Hale Sims	5.06	0-0	6	0	0	0/0	0	5.1	5	3	3	2	3	1	0	0	.250	1	0	0	1	0
38 Sam Conte	8.59	0-1	3	2	0	0/0	0	7.1	7	7	7	2	11	2	0	3	.241	0	2	0	0	0
53 Nick Cosentino	9.00	0-0	1	0	0	0/0	0	1.0	1	1	1	0	1	0	0	1	.250	0	0	0	0	0
Totals	3.24	12-8	20	20	0	4/4	4	175.0	130	76	63	66	173	30	3	12	.205	5	15	0	6	11
Opponents	5.91	8-12	20	20	1	0/0	5	175.0	182	123	115	86	167	27	2	33	.267	14	18	1	4	3

PB - Team (0), Opp (2). Pickoffs - Team (0), Opp (2). SBA/ATT - Hopson (32-35), Hudepohl (8-9), Conte (6-6), Thompson (4-5), Michelson (4-4), Evans (3-4), Hansen (4-4), Dearman (2-2), Sims (1-1), Spolyar (1-1).



LAST SERIES STATS (All games - Series WKU Sorted by Batting avg)

Record: 0-3 Home: 0-0 Away: 0-3 C-USA: 0-3

Player	avg	gp-gs	ab	r	h	2b	3b	hr	rbi	tb	slg%	bb	hp	so	gdp	ob%	sf	sh	sb-att	po	a	e	fld%
19 Brandon Stahlman	.444	3-3	9	2	4	1	0	2	4	11	1.222	1	0	2	0	.500	0	0	0-0	0	3	1	.750
6 Jack Dragum	.286	3-3	14	2	4	0	0	2	5	10	.714	0	0	0	1	.286	0	0	0-0	1	11	0	1.000
1 Cam Fisher	.273	3-3	11	4	3	0	0	2	3	9	.818	2	0	3	0	.385	0	0	2-2	5	0	0	1.000
23 Spencer Nolan	.250	3-3	8	3	2	0	0	0	0	2	.250	3	0	2	0	.455	0	0	1-1	31	2	0	1.000
9 Kaden Hopson	.182	3-3	11	2	2	0	0	2	2	8	.727	0	0	4	0	.182	0	0	0-0	20	2	0	1.000
8 Blake Jackson	.182	3-3	11	1	2	0	0	0	0	2	.182	2	1	4	0	.357	0	0	2-2	6	0	0	1.000
14 Austin Knight	.167	3-3	12	1	2	0	0	1	1	5	.417	1	0	1	0	.231	0	0	0-0	2	4	1	.857
22 Will Butcher	.111	3-1	9	2	1	0	0	1	1	4	.444	0	0	4	0	.111	0	0	0-0	0	0	0	.000

17 Josh Patrick	.200	3-1	5	0	1	1	0	0	1	2	.400	0	0	3	0	.200	0	0	0-0	0	0	0	.000
24 Calvert Clark	.143	2-2	7	0	1	0	0	0	0	1	.143	0	1	3	0	.250	0	0	0-0	3	1	0	1.000
21 Eli Weisner	.000	1-1	4	0	0	0	0	0	0	0	.000	0	0	2	0	.000	0	0	0-0	0	0	0	.000
2 JD Suarez	.000	1-0	2	0	0	0	0	0	0	0	.000	0	0	1	0	.000	0	0	0-0	1	0	0	1.000
3 Dante DeFranco	.000	1-1	1	0	0	0	0	0	0	0	.000	0	0	1	0	.000	0	0	0-0	0	0	0	.000
Totals	.212	3	104	17	22	2	0	10	17	54	.519	9	2	30	1	.287	0	0	5-5	72	31	5	.954
Opponents	.343	3	102	27	35	7	1	1	22	47	.461	8	1	20	0	.393	1	7	8-8	81	24	5	.955

LOB - Team (17), Opp (20). DPs turned - Team (0), Opp (1).

(All games - Series WKU Sorted by Earned run avg)

Player	era	w-l	app	gs	cg	sho	sv	ip	h	r	er	bb	so	2b	3b	hr	b/avg	wp	hp	bks	sfa	sha
55 Donye Evans	0.00	0-0	1	0	0	0/0	0	3.1	2	0	0	1	0	0	0	0	.182	0	0	0	0	2
44 Cameron Hansen	7.50	0-0	1	1	0	0/0	0	6.0	7	5	5	2	5	3	0	0	.304	0	0	0	0	1
29 Paxton Thompson	10.38	0-1	1	1	0	0/0	0	4.1	7	5	5	0	4	1	1	0	.368	0	0	0	0	1
51 Wyatt Hudepohl	10.80	0-1	1	1	0	0/0	0	5.0	7	6	6	3	6	2	0	0	.333	0	0	0	1	0

45 Miles Langhorne	0.00	0-0	1	0	0	0/0	0	1.0	1	0	0	0	2	0	0	0	.250	0	0	0	0	0
38 Sam Conte	0.00	0-0	1	0	0	0/0	0	0.2	0	0	0	0	1	0	0	0	.000	0	0	0	0	0
37 Collin Kramer	0.00	0-0	1	0	0	0/0	0	0.1	0	0	0	1	0	0	0	0	.000	0	0	0	0	0
47 Aubrey Gillentine	0.00	0-0	1	0	0	0/0	0	0.1	1	0	0	0	0	0	0	0	.500	0	0	0	0	0
35 Clark Dearman	6.75	0-0	2	0	0	0/0	0	1.1	4	5	1	0	2	0	0	0	.500	0	0	0	0	3
43 Hale Sims	9.00	0-0	1	0	0	0/0	0	1.0	3	1	1	0	0	0	0	0	.500	0	0	0	0	0
34 Evan Michelson	67.50	0-1	1	0	0	0/0	0	0.2	3	5	5	1	0	1	0	1	.600	0	1	0	0	0
Totals	8.25	0-3	3	3	0	0/0	0	24.0	35	27	22	8	20	7	1	1	.343	0	1	0	1	7
Opponents	4.67	3-0	3	3	0	0/0	2	27.0	22	17	14	9	30	2	0	10	.212	0	2	0	0	0

SBA/ATT - Hopson (7-7), Conte (2-2), Thompson (2-2), Hansen (1-1), Dearman (1-1), Sims (1-1), Evans (1-1).



LAST FIVE GAMES (Last Five Games Sorted by Batting avg)

Record: 1-4 Home: 1-0 Away: 0-4 C-USA: 1-3

Player	avg	gp-gs	ab	r	h	2b	3b	hr	rbi	tb	slg%	bb	hp	so	gdp	ob%	sf	sh	sb-att	po	a	e	fld%	
19 Brandon Stahlman	.385	5-4	13	2	5	1	0	2	4	12	.923	2	0	3	0	.467	0	0	0-0	1	5	1	.857	
6 Jack Dragum	.286	5-5	21	2	6	0	0	2	5	12	.571	1	1	0	1	.348	0	0	0-0	5	17	0	1.000	
23 Spencer Nolan	.214	5-5	14	3	3	0	0	0	0	3	.214	3	0	6	0	.353	0	0	1-2	41	3	0	1.000	
1 Cam Fisher	.211	5-5	19	5	4	0	0	3	4	13	.684	3	0	8	0	.318	0	0	2-2	8	0	0	1.000	
8 Blake Jackson	.188	5-5	16	2	3	0	0	0	0	3	.188	2	5	4	0	.435	0	0	2-2	8	0	0	1.000	
9 Kaden Hopson	.167	5-5	18	3	3	0	0	3	3	12	.667	1	0	6	0	.211	0	0	0-0	40	2	0	1.000	
14 Austin Knight	.158	5-5	19	1	3	0	0	1	2	6	.316	2	0	3	0	.238	0	0	0-0	7	7	1	.933	
22 Will Butcher	.063	5-3	16	2	1	0	0	1	1	4	.250	0	0	8	0	.063	0	0	0-0	0	0	0	.000	

24 Calvert Clark	.222	3-2	9	0	2	1	0	0	0	3	.333	0	1	4	0	.300	0	0	0-0	3	1	0	1.000	
17 Josh Patrick	.200	5-1	5	0	1	1	0	0	1	2	.400	0	0	3	0	.200	0	0	0-0	0	0	0	.000	
21 Eli Weisner	.000	3-2	7	0	0	0	0	0	0	0	.000	2	0	4	0	.222	0	0	0-1	0	1	0	1.000	
3 Dante DeFranco	.000	3-3	4	1	0	0	0	0	0	0	.000	2	0	1	0	.333	0	0	0-0	5	0	0	1.000	
2 JD Suarez	.000	2-0	2	0	0	0	0	0	0	0	.000	1	0	1	0	.333	0	0	0-0	1	0	0	1.000	
Totals	.190	5	163	21	31	3	0	12	20	70	.429	19	7	51	1	.302	0	0	5-7	123	44	6	.965	
Opponents	.277	5	159	32	44	9	1	2	27	61	.384	14	1	39	2	.335	2	8	9-9	132	42	5	.972	

LOB - Team (36), Opp (29). DPs turned - Team (2), Opp (1). IBB - Team (1), Fisher 1. Picked off - Nolan 1.

(Last Five Games Sorted by Earned run avg)

Player	era	w-l	app	gs	cg	sho	sv	ip	h	r	er	bb	so	2b	3b	hr	b/avg	wp	hp	bks	sfa	sha
55 Donye Evans	0.00	0-0	2	0	0	0/0	0	6.1	2	0	0	1	3	0	0	0	.100	0	0	0	0	2
44 Cameron Hansen	3.14	1-0	2	2	0	0/1	0	14.1	8	5	5	3	15	3	0	0	.163	0	0	0	0	1
51 Wyatt Hudepohl	10.80	0-1	1	1	0	0/0	0	5.0	7	6	6	3	6	2	0	0	.333	0	0	0	1	0

45 Miles Langhorne	0.00	0-0	1	0	0	0/0	0	1.0	1	0	0	0	2	0	0	0	.250	0	0	0	0	0
38 Sam Conte	0.00	0-0	1	0	0	0/0	0	0.2	0	0	0	0	1	0	0	0	.000	0	0	0	0	0
47 Aubrey Gillentine	0.00	0-0	1	0	0	0/0	0	0.1	1	0	0	0	0	0	0	0	.500	0	0	0	0	0
43 Hale Sims	3.38	0-0	2	0	0	0/0	0	2.2	4	1	1	1	2	0	0	0	.364	2	0	0	1	0
35 Clark Dearman	3.86	0-0	3	0	0	0/0	0	2.1	5	5	1	0	5	1	0	0	.417	0	0	0	0	3
37 Collin Kramer	7.71	0-1	2	1	0	0/0	0	2.1	3	2	2	3	1	1	0	0	.333	0	0	0	0	1
29 Paxton Thompson	10.38	0-1	1	1	0	0/0	0	4.1	7	5	5	0	4	1	1	0	.368	0	0	0	0	1
32 Breven Yarbro	27.00	0-0	1	0	0	0/0	0	0.1	1	1	1	1	0	0	0	0	.500	1	0	0	0	0
34 Evan Michelson	33.75	0-1	2	0	0	0/1	1	1.1	3	5	5	2	0	1	0	1	.500	0	1	0	0	0
40 Andrew Spolyar	99.00	0-0	1	0	0	0/0	0	0.0	2	2	2	0	0	0	0	1	1.000	0	0	0	0	0
Totals	5.93	1-4	5	5	0	1/1	1	41.0	44	32	27	14	39	9	1	2	.277	3	1	0	2	8
Opponents	3.48	4-1	5	5	0	0/0	3	44.0	31	21	17	19	51	3	0	12	.190	3	7	0	0	0

PB - Team (0), Opp (1). Pickoffs - Team (0), Opp (1). SBA/ATT - Hopson (8-8), Conte (2-2), Thompson (2-2), Sims (1-1), Hansen (1-1), Dearman (1-1), Michelson (1-1), Evans (1-1).



LAST 10 GAMES (Last 10 Games Sorted by Batting avg)

Record: 4-6 Home: 3-1 Away: 1-5 C-USA: 4-3

Player	avg	gp-gs	ab	r	h	2b	3b	hr	rbi	tb	slg%	bb	hp	so	gdp	ob%	sf	sh	sb-att	po	a	e	fld%	
19 Brandon Stahlman	.400	10-9	30	7	12	1	0	3	7	22	.733	8	0	5	0	.526	0	0	1-1	4	14	3	.857	
8 Blake Jackson	.320	9-7	25	7	8	2	0	2	4	16	.640	3	6	5	0	.500	0	1	2-2	13	0	0	1.000	
6 Jack Dragum	.302	10-10	43	4	13	1	0	3	10	23	.535	3	1	3	1	.362	0	0	0-0	10	23	0	1.000	
1 Cam Fisher	.250	10-10	36	9	9	2	0	5	10	26	.722	8	2	12	0	.413	0	0	3-3	14	0	0	1.000	
23 Spencer Nolan	.242	10-10	33	7	8	0	0	1	3	11	.333	3	2	15	0	.342	0	0	1-2	72	5	0	1.000	
14 Austin Knight	.238	10-10	42	6	10	1	0	4	10	23	.548	3	0	7	0	.289	0	0	0-0	16	13	1	.967	
9 Kaden Hopson	.231	10-10	39	7	9	0	1	3	3	20	.513	3	0	10	0	.286	0	0	1-1	94	5	0	1.000	
22 Will Butcher	.105	10-8	38	4	4	1	0	2	4	11	.289	2	0	15	0	.150	0	0	0-0	0	0	0	.000	

33 Jake Cunningham	.286	4-4	14	3	4	2	0	0	2	6	.429	5	0	6	1	.474	0	0	0-0	7	0	0	1.000	
24 Calvert Clark	.222	3-2	9	0	2	1	0	0	0	3	.333	0	1	4	0	.300	0	0	0-0	3	1	0	1.000	
3 Dante DeFranco	.188	8-7	16	2	3	0	0	0	0	3	.188	3	0	6	0	.316	0	0	0-0	14	0	0	1.000	
17 Josh Patrick	.167	6-1	6	0	1	1	0	0	1	2	.333	0	0	4	0	.167	0	0	0-0	0	0	0	.000	
21 Eli Weisner	.125	4-2	8	1	1	0	0	1	1	4	.500	2	0	4	0	.300	0	0	0-1	0	1	0	1.000	
2 JD Suarez	.000	2-0	2	0	0	0	0	0	0	0	.000	1	0	1	0	.333	0	0	0-0	1	0	0	1.000	
26 Drew Tyndall	.000	1-0	1	0	0	0	0	0	0	0	.000	0	0	1	0	.000	0	0	0-0	0	0	0	.000	
Totals	.246	10	342	57	84	12	1	24	55	170	.497	44	12	98	2	.352	0	1	8-10	255	72	8	.976	
Opponents	.254	10	327	52	83	20	2	6	46	125	.382	35	9	93	4	.339	4	8	18-18	261	76	8	.977	

LOB - Team (81), Opp (76). DPs turned - Team (4), Opp (3). IBB - Team (1), Fisher 1. Picked off - Cunningham 2, Nolan 1.

(Last 10 Games Sorted by Earned run avg)

Player	era	w-l	app	gs	cg	sho	sv	ip	h	r	er	bb	so	2b	3b	hr	b/avg	wp	hp	bks	sfa	sha
44 Cameron Hansen	3.14	1-0	2	2	0	0/1	0	14.1	8	5	5	3	15	3	0	0	.163	0	0	0	0	1
51 Wyatt Hudepohl	4.61	1-1	2	2	0	0/0	0	13.2	11	7	7	4	18	4	0	0	.216	0	0	0	1	0
29 Paxton Thompson	8.03	1-1	3	3	0	0/0	0	12.1	17	11	11	5	13	5	2	1	.327	0	0	0	1	1

53 Nick Cosentino	0.00	0-0	1	0	0	0/0	0	0.2	0	0	0	2	0	0	0	0	.000	0	0	0	0	0
47 Aubrey Gillentine	0.00	0-0	1	0	0	0/0	0	0.1	1	0	0	0	0	0	0	0	.500	0	0	0	0	0
35 Clark Dearman	1.23	1-0	5	0	0	0/0	0	7.1	7	5	1	0	14	2	0	0	.241	0	0	0	0	3
55 Donye Evans	2.00	0-0	4	0	0	0/0	0	9.0	3	2	2	3	8	0	0	0	.103	0	0	0	0	2
45 Miles Langhorne	2.25	0-0	2	1	0	0/0	0	4.0	2	1	1	3	7	0	0	1	.143	1	0	0	0	0
37 Collin Kramer	3.24	0-2	4	1	0	0/0	0	8.1	11	3	3	4	7	3	0	0	.314	1	2	0	0	1
43 Hale Sims	3.52	0-0	6	1	0	0/0	0	7.2	8	3	3	4	3	2	0	0	.276	3	1	0	2	0
38 Sam Conte	9.00	0-0	2	0	0	0/0	0	2.0	2	2	2	1	4	0	0	1	.250	0	3	0	0	0
32 Breven Yarbro	9.00	0-0	2	0	0	0/0	0	1.0	1	1	1	1	0	0	0	0	.333	1	0	0	0	0
11 AJ Wilson	13.50	0-1	2	0	0	0/0	0	1.1	2	2	2	1	2	0	0	0	.333	0	2	0	0	0
34 Evan Michelson	27.00	0-1	3	0	0	0/1	2	1.2	3	5	5	3	1	1	0	1	.429	0	1	0	0	0
40 Andrew Spolyar	33.75	0-0	2	0	0	0/0	0	1.1	7	5	5	1	1	0	0	2	.636	0	0	0	0	0
Totals	4.98	4-6	10	10	0	1/1	2	85.0	83	52	47	35	93	20	2	6	.254	6	9	0	4	8
Opponents	5.48	6-4	10	10	0	0/0	4	87.0	84	57	53	44	98	12	1	24	.246	4	12	1	0	1

PB - Team (0), Opp (2). Pickoffs - Team (0), Opp (3). SBA/ATT - Hopson (17-17), Spolyar (4-4), Thompson (3-3), Dearman (2-2), Sims (2-2), Conte (2-2), Hansen (1-1), Evans (1-1), Kramer (1-1), Langhorne (1-1), Michelson (1-1).



HOME GAMES (Home games Sorted by Batting avg)

Record: 14-10 Home: 14-10 Away: 0-0 C-USA: 4-3

Player	avg	gp-gs	ab	r	h	2b	3b	hr	rbi	tb	slg%	bb	hp	so	gdp	ob%	sf	sh	sb-att	po	a	e	fld%	
1 Cam Fisher	.386	24-23	83	29	32	3	0	15	31	80	.964	22	3	16	1	.528	0	0	3-3	40	0	0	1.000	
9 Kaden Hopson	.286	24-24	84	19	24	3	1	2	11	35	.417	22	2	14	2	.440	1	0	0-0	239	13	0	1.000	
14 Austin Knight	.276	21-20	76	14	21	4	0	6	20	43	.566	5	1	22	2	.321	2	0	0-0	23	35	4	.935	
22 Will Butcher	.276	23-20	87	18	24	6	0	5	20	45	.517	7	4	16	1	.354	1	0	0-0	10	0	0	1.000	
8 Blake Jackson	.274	24-21	73	20	20	8	0	2	11	34	.466	16	5	21	1	.436	0	2	2-3	46	0	0	1.000	
19 Brandon Stahlman	.264	22-19	72	7	19	2	0	3	15	30	.417	15	0	22	2	.391	0	0	1-1	31	20	4	.927	
6 Jack Dragum	.226	24-23	84	15	19	1	0	3	15	29	.345	15	2	19	1	.356	0	0	0-0	28	50	2	.975	
23 Spencer Nolan	.114	23-14	44	10	5	0	0	0	4	5	.114	11	2	19	1	.316	0	0	0-0	104	7	1	.991	

33 Jake Cunningham	.276	16-15	58	10	16	5	0	2	6	27	.466	9	0	15	0	.373	0	0	0-0	14	0	1	.933	
21 Eli Weisner	.235	11-4	17	6	4	0	0	1	7	7	.412	4	0	4	0	.381	0	0	0-0	19	13	0	1.000	
17 Josh Patrick	.222	17-10	36	10	8	1	1	1	11	14	.389	13	1	13	0	.440	0	0	0-0	36	2	1	.974	
3 Dante DeFranco	.200	19-11	25	4	5	3	0	0	5	8	.320	4	0	12	0	.310	0	2	0-0	15	16	1	.969	
2 JD Suarez	.111	13-8	18	5	2	0	0	0	1	2	.111	8	0	5	0	.385	0	0	1-2	13	15	0	1.000	
24 Calvert Clark	.077	12-3	13	5	1	0	0	0	0	1	.077	7	1	5	0	.429	0	0	0-0	5	0	0	1.000	
26 Drew Tyndall	.000	7-1	3	0	0	0	0	0	0	0	.000	1	0	3	0	.250	0	0	0-0	3	0	0	1.000	
Totals	.259	24	773	172	200	36	2	40	157	360	.466	159	21	206	11	.397	4	4	7-9	636	189	17	.980	
Opponents	.246	24	804	133	198	37	4	30	129	333	.414	96	25	248	16	.340	13	6	40-43	596	166	19	.976	

LOB - Team (193), Opp (175). DPs turned - Team (17), Opp (15). IBB - Team (4), Fisher 3, Butcher 1. Picked off - Cunningham 1.

(Home games Sorted by Earned run avg)

Player	era	w-l	app	gs	cg	sho	sv	ip	h	r	er	bb	so	2b	3b	hr	b/avg	wp	hp	bk	sfa	sha
51 Wyatt Hudepohl	2.53	2-3	6	6	1	0/0	0	42.2	34	17	12	6	50	5	2	4	.210	2	1	0	1	1

53 Nick Cosentino	0.00	0-0	2	0	0	0/1	0	1.0	1	0	0	0	3	0	0	0	.250	0	1	0	0	0
34 Evan Michelson	1.17	1-0	10	0	0	0/0	3	15.1	10	2	2	3	11	0	0	1	.192	0	1	0	0	3
32 Breven Yarbro	3.38	0-0	3	0	0	0/1	0	2.2	1	1	1	2	1	0	0	1	.143	0	1	0	0	0
29 Paxton Thompson	3.91	2-1	10	1	0	0/0	0	23.0	18	14	10	10	26	4	0	3	.214	1	2	0	3	0
43 Hale Sims	4.20	1-0	10	2	0	0/0	0	15.0	13	8	7	10	18	3	0	0	.241	3	3	1	2	0
44 Cameron Hansen	5.32	1-0	7	2	0	0/0	0	22.0	16	14	13	8	20	4	0	3	.195	1	2	0	0	0
45 Miles Langhorne	5.59	1-0	5	3	0	0/1	0	9.2	8	6	6	7	9	3	0	1	.216	2	1	0	0	0
35 Clark Dearman	5.65	2-0	8	1	0	0/1	0	14.1	17	9	9	3	16	3	0	2	.283	2	1	0	0	0
40 Andrew Spolyar	6.52	1-2	8	1	0	0/0	0	19.1	22	14	14	7	24	3	1	4	.289	2	3	0	1	1
47 Aubrey Gillentine	6.75	0-0	4	0	0	0/0	0	2.2	6	2	2	1	3	2	0	1	.545	1	0	0	2	0
37 Collin Kramer	8.10	2-1	7	5	0	0/1	0	16.2	22	15	15	14	26	5	1	3	.324	2	1	0	2	0
55 Donye Evans	8.50	1-0	9	2	0	0/0	0	18.0	16	18	17	14	28	3	0	4	.235	2	3	0	0	1
38 Sam Conte	9.82	0-2	7	1	0	0/0	0	7.1	9	8	8	8	10	2	0	1	.300	0	2	0	0	0
46 Matt Little	13.50	0-0	1	0	0	0/0	0	0.2	0	1	1	2	1	0	0	0	.000	0	1	0	1	0
11 AJ Wilson	20.25	0-1	5	0	0	0/0	0	1.1	3	3	3	0	2	0	0	1	.500	0	2	0	1	0
41 Joel Sarver	27.00	0-0	1	0	0	0/0	0	0.1	2	1	1	1	0	0	0	1	1.000	0	0	0	0	0
Totals	5.14	14-10	24	24	1	1/1	3	212.0	198	133	121	96	248	37	4	30	.246	18	25	1	13	6
Opponents	7.25	10-14	24	24	0	0/0	4	198.2	200	172	160	159	206	36	2	40	.259	28	21	1	4	4

PB - Team (0), Opp (4). Pickoffs - Team (1), Conte 1, Opp (1). SBA/ATT - Hopson (40-42), Conte (7-8), Hudepohl (6-6), Spolyar (5-5), Hansen (5-5), Kramer (4-4), Michelson (3-3), Thompson (3-3), Gillentine (2-2), Evans (1-2), Dearman (2-2), Sarver (0-1), Sims (1-1), Langhorne (1-1).



ROAD GAMES (Away games Sorted by Batting avg)

Record: 7-11 Home: 0-0 Away: 7-11 C-USA: 7-5

Player	avg	gp-gs	ab	r	h	2b	3b	hr	rbi	tb	slg%	bb	hp	so	gdp	ob%	sf	sh	sb-att	po	a	e	fld%		
6 Jack Dragum	.370	18-18	73	13	27	4	1	3	15	42	.575	5	3	9	1	.422	2	0	2-3	24	32	1	.982		
19 Brandon Stahlman	.323	17-17	62	9	20	4	0	3	13	33	.532	5	1	14	1	.377	1	0	0-2	15	27	3	.933		
1 Cam Fisher	.292	18-18	65	19	19	3	0	5	14	37	.569	17	3	22	0	.459	0	0	3-3	41	0	0	1.000		
23 Spencer Nolan	.273	17-14	44	12	12	1	0	1	6	16	.364	9	1	14	0	.407	0	0	3-5	103	6	2	.982		
3 Dante DeFranco	.229	14-12	35	5	8	1	0	0	3	9	.257	8	0	12	0	.372	0	1	1-2	22	9	1	.969		
22 Will Butcher	.213	18-13	61	9	13	3	0	2	9	22	.361	3	1	19	0	.262	0	0	0-0	9	1	1	.909		
9 Kaden Hopson	.203	17-17	64	13	13	2	0	4	7	27	.422	13	1	13	0	.346	0	0	2-3	147	10	0	1.000		
8 Blake Jackson	.176	15-14	51	2	9	1	0	0	4	10	.196	6	4	12	1	.311	0	0	2-2	21	0	0	1.000		
14 Austin Knight	.156	18-15	64	7	10	2	0	4	10	24	.375	1	1	13	1	.182	0	1	0-0	20	31	4	.927		

2 JD Suarez	.286	4-1	7	0	2	0	0	0	0	2	.286	1	0	1	0	.375	0	0	0-0	4	2	0	1.000		
33 Jake Cunningham	.250	13-12	48	14	12	3	0	4	14	27	.563	7	1	14	3	.351	1	0	1-1	13	0	0	1.000		
26 Drew Tyndall	.250	2-1	4	0	1	0	0	0	0	1	.250	1	0	1	0	.400	0	0	0-0	11	0	2	.846		
24 Calvert Clark	.214	7-3	14	1	3	1	0	0	0	4	.286	1	1	7	1	.313	0	0	0-0	3	1	0	1.000		
17 Josh Patrick	.211	9-5	19	2	4	1	0	0	3	5	.263	3	0	4	0	.304	1	0	0-0	17	1	0	1.000		
21 Eli Weisner	.077	6-2	13	1	1	0	0	1	1	4	.308	0	0	5	1	.077	0	0	0-0	0	2	0	1.000		
12 Huck Wathan	.000	1-0	0	0	0	0	0	0	0	0	.000	1	0	0	0	1.000	0	0	0-0	0	0	0	.000		
Totals	.247	18	624	107	154	26	1	27	99	263	.421	81	17	160	9	.347	5	2	14-21	458	139	18	.971		
Opponents	.250	18	588	93	147	35	6	16	85	242	.412	67	19	159	6	.343	6	11	26-29	489	145	15	.977		

LOB - Team (133), Opp (140). DPs turned - Team (8), Opp (12). IBB - Team (3), Fisher 3. Picked off - Cunningham 1.

(Away games Sorted by Earned run avg)

Player	era	w-l	app	gs	cg	sho	sv	ip	h	r	er	bb	so	2b	3b	hr	b/avg	wp	hp	bk	sfa	sha
44 Cameron Hansen	2.81	1-1	5	4	0	0/1	0	25.2	20	10	8	9	18	4	0	1	.208	1	3	0	0	1
51 Wyatt Hudepohl	5.70	2-2	5	5	0	0/1	0	30.0	31	19	19	12	34	6	0	2	.270	1	0	0	2	2

27 Christian Lothes	0.00	0-0	2	0	0	0/0	0	1.0	1	1	0	3	0	1	0	0	.200	0	0	0	0	0
55 Donye Evans	2.03	1-0	7	0	0	0/1	1	13.1	5	3	3	7	9	0	0	1	.114	0	0	0	0	2
40 Andrew Spolyar	2.92	1-0	5	0	0	0/0	0	12.1	8	4	4	5	13	2	0	2	.186	1	2	0	0	1
35 Clark Dearman	3.86	0-0	3	0	0	0/0	0	2.1	5	5	1	0	5	1	0	0	.417	0	0	0	0	3
37 Collin Kramer	4.11	0-3	6	3	0	0/0	0	15.1	21	9	7	6	13	7	1	0	.313	1	2	1	0	1
29 Paxton Thompson	4.58	2-1	5	3	0	0/1	0	17.2	18	9	9	11	21	5	2	1	.265	0	1	0	0	1
43 Hale Sims	4.91	0-0	7	1	0	0/0	0	7.1	7	4	4	4	7	0	0	1	.259	2	1	0	2	0
53 Nick Cosentino	5.40	0-0	2	0	0	0/0	0	1.2	1	1	1	2	1	0	0	1	.167	0	0	0	0	0
11 AJ Wilson	5.40	0-0	3	0	0	0/0	0	1.2	3	1	1	1	2	1	1	0	.429	0	2	0	1	0
38 Sam Conte	6.14	0-0	5	1	0	0/0	0	7.1	7	5	5	2	12	3	0	3	.241	0	4	0	0	0
32 Breven Yarbro	6.75	0-0	3	0	0	0/0	0	1.1	1	1	1	1	0	0	0	0	.250	1	0	0	0	0
34 Evan Michelson	8.44	0-2	9	0	0	0/3	1	10.2	10	12	10	3	17	2	2	3	.250	1	3	0	1	0
45 Miles Langhorne	13.50	0-1	2	1	0	0/0	0	4.0	6	7	6	1	5	3	0	1	.316	0	1	0	0	0
47 Aubrey Gillentine	18.00	0-1	2	0	0	0/0	0	1.0	3	2	2	0	2	0	0	0	.500	0	0	0	0	0
Totals	4.72	7-11	18	18	0	3/3	2	152.2	147	93	80	67	159	35	6	16	.250	8	19	1	6	11
Opponents	5.30	11-7	18	18	1	0/0	5	163.0	154	107	96	81	160	26	1	27	.247	13	17	0	5	2

PB - Team (1), Hopson 1, Opp (3). Pickoffs - Team (0), Opp (1). SBA/ATT - Hopson (21-24), Hansen (5-5), Hudepohl (4-5), Tyndall (4-4), Michelson (2-3), Thompson (2-3), Conte (3-3), Sims (2-2), Evans (2-2), Kramer (1-1), Gillentine (1-1), Lothes (1-1), Dearman (1-1), Wilson (1-1), Langhorne (1-1).



RECENT BOX SCORES

Charlotte 49ers Baseball Charlotte at WKU

Apr 30, 2023 at Bowling Green, Ky. (Nick Denes Field)

Charlotte 10 (22-21,12-8 C-USA)

Player	ab	r	h	rbi	bb	so	po	a	lob
Blake Jackson cf	5	1	1	0	0	3	0	0	0
Jack Dragum ss	5	1	2	3	0	0	5	0	0
Josh Patrick dh	3	0	0	0	2	0	0	1	0
Will Butcher ph	2	0	0	0	2	0	0	0	0
Cam Fisher rf	4	3	2	1	1	0	1	0	1
Brandon Stahlman 3b	5	2	3	4	0	0	0	0	0
Austin Knight 2b	5	0	0	0	0	1	2	1	1
Kaden Hopson c	4	2	2	2	0	1	7	1	1
Calvert Clark lf	3	0	0	0	0	2	2	1	0
Spencer Nolan 1b	3	1	1	0	1	0	2	0	1
Cameron Hansen p	0	0	0	0	0	0	1	2	0
Evan Michelson p	0	0	0	0	0	0	0	0	0
Clark Dearman p	0	0	0	0	0	0	0	0	0
Hale Sims p	0	0	0	0	0	0	0	0	0
Totals	39	10	11	10	2	11	24	11	5

WKU 14 (25-20,10-11 C-USA)

Player	ab	r	h	rbi	bb	so	po	a	lob
CRITTENBERGER, Ty cf	4	3	3	2	0	1	3	0	0
GILROY, Aidan 3b	3	2	2	0	0	0	5	0	0
RECKART, Drew ss	4	1	0	0	1	0	1	2	1
GARCIA, Tristin 2b	5	2	2	1	0	0	1	2	0
FARRIS, Lukas 1b	4	2	2	2	0	1	6	2	1
DELANEY, Andrew lf/ff	5	0	2	1	0	0	1	0	0
JOHNSON, Brayden rf	2	0	0	0	0	2	1	0	0
LIEBERT, Kirk ph/lf	2	1	2	3	1	0	1	0	0
ROSS, Camden c	2	0	0	0	0	0	7	0	0
LEONETT, Ricardo ph/c	3	1	1	0	0	0	1	4	0
BLOMQUIST, Brett dh	3	2	1	0	1	1	0	0	0
HALL, Dawson p	0	0	0	0	0	0	2	0	0
HEATH, Cole p	0	0	0	0	0	0	0	0	0
WEINS, CJ p	0	0	0	0	0	0	0	0	0
Totals	37	14	15	11	3	6	27	11	6

Score by Innings	1	2	3	4	5	6	7	8	9	R	H	E
Charlotte	0	1	0	0	1	3	0	2	3	10	11	3
WKU	2	0	1	0	0	0	7	4	X	14	15	2

E - Stahlman; Dearman 2; Reckart, D; Hall, D.. LOB - CLT 5; WKU 6. 2B - Garcia, T. 2; Delaney, A.; Leonett, R.
HR - Dragum; Fisher; Stahlman 2; Hopson 2; Gilroy, A.. HBP - Clark; Farris, L.. SH - Crittenberge; Gilroy, A.
2. SB - Jackson; Fisher; Crittenberge; Liebert, K..

Charlotte	ip	h	r	er	bb	so	ab	bf	np
Cameron Hansen	6.0	7	5	5	2	5	23	26	98
Cam Fisher rf	0.2	3	5	1	0	5	7	25	
Clark Dearman	0.1	2	3	0	0	1	3	5	12
Hale Sims	1.0	3	1	1	0	0	6	6	20

WKU	ip	h	r	er	bb	so	ab	bf	np
HALL, Dawson	5.0	5	4	3	1	5	21	23	91
HEATH, Cole	2.2	3	3	3	0	3	11	11	42
WEINS, CJ	1.1	3	3	3	1	3	7	8	35

Win - Heath, C. (2-0). Loss - Michelson (1-2). Save - Weins, C. (7).
HBP - by Hall, D. (Clark); by Michelson (Farris, L.). Pitches/strikes: Hansen 98/58; Michelson 25/16; Dearman 12/11; Sims 20/11; Hall, D. 91/52; Heath, C. 42/30; Weins, C. 35/23.

Umpires - HP: Phil Cundall 1B: David Pritchett 3B: Tom Disharoon
Start: 11:57 am Time: 2:51 Attendance: 236
Weather: 59 degrees and mostly sunny
Hall, D. faced 2 batters in the 6th.
Hansen faced 2 batters in the 7th.
Dearman faced 3 batters in the 8th.

Charlotte 49ers Baseball Charlotte at WKU

Apr 29, 2023 at Bowling Green, Ky. (Nick Denes Field)

Charlotte 3 (22-20,12-7 C-USA)

Player	ab	r	h	rbi	bb	so	po	a	lob
Blake Jackson cf	2	0	0	0	1	0	4	0	0
Jack Dragum ss	4	0	1	0	0	0	3	1	0
Will Butcher dh	4	1	0	0	0	1	0	0	1
Cam Fisher rf	4	1	1	2	0	2	2	0	0
Austin Knight 2b	4	0	0	0	0	1	1	0	0
Brandon Stahlman 3b	3	0	1	0	1	0	2	0	0
Calvert Clark lf	4	0	1	0	0	1	1	0	1
Spencer Nolan 1b	2	1	0	0	1	1	1	1	2
Josh Patrick ph	1	0	0	0	0	1	0	0	0
Kaden Hopson c	3	0	0	0	0	1	4	0	0
Paxton Thompson p	0	0	0	0	0	1	1	0	0
Donye Evans p	0	0	0	0	0	0	0	0	0
Collin Kramer p	0	0	0	0	0	0	1	0	0
Totals	31	3	4	3	3	8	24	9	5

WKU 5 (24-20,9-11 C-USA)

Player	ab	r	h	rbi	bb	so	po	a	lob
CRITTENBERGER, Ty cf	4	2	2	1	0	1	6	0	2
GILROY, Aidan 3b	4	1	2	2	0	0	0	0	0
RECKART, Drew ss	3	0	0	1	0	0	1	4	1
GARCIA, Tristin 2b	3	0	0	0	0	0	1	2	0
FARRIS, Lukas 1b	4	0	2	0	0	0	8	1	1
BATUSICH, Ty dh	3	0	0	0	0	1	0	0	0
DELANEY, Andrew lf	4	0	1	0	0	1	0	1	0
LIEBERT, Kirk c	2	1	1	0	1	1	5	1	0
ROSS, Camden ph/c	0	0	0	0	1	0	2	0	0
BLOMQUIST, Brett rf	3	1	1	0	0	3	0	2	0
TERBRAK, Devyn p	0	0	0	0	0	1	1	0	0
BURNS, Mason p	0	0	0	0	0	0	0	0	0
Totals	31	5	9	4	2	4	27	9	7

Score by Innings	1	2	3	4	5	6	7	8	9	R	H	E
Charlotte	0	0	0	2	1	0	0	0	0	3	4	0
WKU	0	0	2	0	3	0	0	0	X	5	9	1

E - Tertrak, D.. DP - WKU 1. LOB - CLT 5; WKU 7. 2B - Stahlman; Crittenberge. 3B - Gilroy, A.. HR - Fisher. HBP - Jackson. SH - Reckart, D; Batusich, T.; Blomquist, B. SB - Nolan; Crittenberge; Gilroy, A.; Delaney, A..

Charlotte	ip	h	r	er	bb	so	ab	bf	np	WKU	ip	h	r	er	bb	so	ab	bf	np
Paxton Thompson	4.1	7	5	5	0	4	19	20	73	TERBRAK, Devyn	6.0	4	3	2	2	3	22	25	95
Donye Evans	3.1	2	0	0	1	0	11	14	53	BURNS, Mason	3.0	0	0	0	1	5	9	10	43
Collin Kramer	0.1	0	0	0	1	0	1	2	11										

Win - Tertrak, D. (4-3). Loss - Thompson (4-2). Save - Burns, M. (2).
HBP - by Tertrak, D. (Jackson). Pitches/strikes: Thompson 73/48; Evans 53/35; Kramer 11/5; Tertrak, D. 95/62; Burns, M. 43/28.

Umpires - HP: Tom Disharoon 1B: Phil Cundall 3B: David Pritchett
Start: 2:59 pm Time: 2:17 Attendance: 215
Weather: 64 degrees and cloudy

Charlotte 49ers Baseball Charlotte at WKU

Apr 28, 2023 at Bowling Green, Ky. (Nick Denes Field)

Charlotte 4 (22-19,12-6 C-USA)

Player	ab	r	h	rbi	bb	so	po	a	lob
Blake Jackson cf	4	0	1	0	1	1	2	0	0
Jack Dragum ss	5	1	1	1	0	0	1	3	1
Cam Fisher rf	3	0	0	0	1	1	2	0	1
Eli Weisner dh	4	0	0	0	0	2	0	0	2
Austin Knight 2b/3b	3	1	2	1	1	0	1	0	1
Kaden Hopson c	4	0	0	0	0	2	9	1	0
Spencer Nolan 1b	3	1	1	0	1	1	8	1	1
Brandon Stahlman 3b	1	0	0	0	0	1	0	1	1
JD Suarez ph/2b	2	0	0	0	0	1	1	0	1
Josh Patrick ph	1	0	1	1	0	0	0	0	0
Dante DeFranco lf	1	0	0	0	1	0	0	0	0
Will Butcher lf	3	1	1	0	1	0	0	0	0
Wyatt Hudepohl p	0	0	0	0	0	0	1	0	0
Clark Dearman p	0	0	0	0	0	0	2	0	0
Miles Langhorne p	0	0	0	0	0	0	0	1	0
Aubrey Gillentine p	0	0	0	0	0	0	0	0	1
Sam Conte p	0	0	0	0	0	0	0	0	0
Totals	34	4	7	4	4	11	24	11	7

WKU 8 (23-20,8-11 C-USA)

Player	ab	r	h	rbi	bb	so	po	a	lob
CRITTENBERGER, Ty cf	5	1	2	1	0	2	5	0	1
GILROY, Aidan 3b	4	1	1	0	0	2	0	1	0
RECKART, Drew ss	5	1	2	1	0	1	0	0	1
GARCIA, Tristin 2b	4	1	2	1	0	0	2	2	1
FARRIS, Lukas 1b	2	1	0	0	2	1	7	0	1
BATUSICH, Ty dh	3	1	0	0	1	1	0	0	2
DELANEY, Andrew lf	3	1	2	1	0	0	1	0	0
LIEBERT, Kirk c	4	0	1	2	0	2	11	0	1
BLOMQUIST, Brett rf	4	1	1	0	0	1	1	0	0
DIUGUID, Lane p	0	0	0	0	0	0	0	0	0
TULLAR, Cam p	0	0	0	0	0	0	0	1	0
MESARIS, Dalton p	0	0	0	0	0	0	0	0	0
Totals	34	8	11	7	3	10	27	4	7

Score by Innings	1	2	3	4	5	6	7	8	9	R	H	E
Charlotte	0	0	0	2	0	0	1	1	0	4	7	2
WKU	0	3	0	0	2	3	0	0	X	8	11	2

E - Knight; Hudepohl; Farris, L.; Delaney, A.. LOB - CLT 7; WKU 7. 2B - Patrick; Reckart, D; Garcia, T.. HR - Dragum; Knight; Butcher. SH - Gilroy, A.. SF - Delaney, A.. SB - Jackson; Fisher; Crittenberge 3.

Charlotte	ip	h	r	er	bb	so	ab	bf	np
Wyatt Hudepohl	5.0	7	6	6	3	6	21	25	100
Clark Dearman	1.0	2	2	1	0	1	5	6	20
Miles Langhorne	1.0	1	0	0	0	2	4	4	15
Aubrey Gillentine	0.1	1	0	0	0	2	2	10	
Sam Conte	0.2	0	0	0	0	1	2	13	

WKU	ip	h	r	er	bb	so	ab	bf	np
DIUGUID, Lane	5.0	4	2	2	3	5	19	22	93
TULLAR, Cam	3.0	1	1	1	1	4	10	11	59
MESARIS, Dalton	1.0	2	1	0	0	2	5	5	25

Win - Diuguid, L. (1-2). Loss - Hudepohl (4-5). Save - None.
Pitches/strikes: Hudepohl 100/68; Dearman 20/14; Langhorne 15/9; Gillentine 10/6; Conte 13/7; Diuguid, L. 93/59; Tullar, C. 59/41; Mesaris, D. 25/17.

Umpires - HP: David Pritchett 1B: Phil Cundall 3B: Tom Disharoon
Start: 6:00 pm Time: 3:00 Attendance: 497
Weather: 65 degrees and cloudy
Hudepohl faced 1 batter in the 6th.

Charlotte 49ers Baseball Charlotte at Winthrop

Apr 25, 2023 at Rock Hill, S.C. (Winthrop Ballpark)

Charlotte 2 (22-18)

Player	ab	r	h	rbi	bb	so	po	a	lob
Blake Jackson cf	2	0	0	0	0	2	0	0	0



1 CAM FISHER

SOPHOMORE • OUTFIELDER • L/R • KNOXVILLE, TENN. • HARDIN VALLEY ACADEMY (WALTERS STATE CC)


Season	AVG	GP-GS	AB	R	H	2B	3B	HR	RBI	SLG%	BB	HBP	SO	GDP	OB%	SF	SH	SB	PO	A	E	FLD%
2022	.288	58-58	229	61	66	17	1	18	60	.607	45	4	64	1	.412	1	0	6	21	4	4	.969
2023	.344	43-42	151	49	52	6	0	21	46	.801	40	6	39	1	.497	0	0	6	83	0	0	1.000
CAREER	.311	101-100	380	110	118	23	1	39	106	.684	85	10	103	2	.447	1	0	12	204	4	4	.981

SEASON HIGHS

AB:.....6, 2x, last at Louisiana Tech (3/18)
 H:.....4, 2x, last at Louisiana Tech (3/18)
 R:.....4 vs. UNC Asheville (2/28)
 RBI:.....4, 3x, last at Rice (4/16)
 SB:.....1, 4x, last at WKU (4/30)

CAREER HIGHS

AB:.....7 at Florida Atlantic (5/14/22)
 H:.....4, 2x, last at Louisiana Tech (3/18/23)
 R:.....4, 3x, last vs. UNC Asheville (2/28/23)
 RBI:.....8 at Marshall (4/30/22)
 SB:.....2 vs. App State (3/13/22)



2 JD SUAREZ

SOPHOMORE • INFILDER • R/R • CHARLOTTE, N.C. • CHARLOTTE CHRISTIAN

Season	AVG	GP-GS	AB	R	H	2B	3B	HR	RBI	SLG%	BB	HBP	SO	GDP	OB%	SF	SH	SB	PO	A	E	FLD%
2022	.189	21-5	37	6	7	0	0	1	3	.270	5	0	10	1	.286	0	1	0	10	16	0	1.000
2023	.160	18-9	25	5	4	0	0	0	1	.160	10	0	6	0	.400	0	0	1	17	17	0	1.000
CAREER	.177	39-14	62	11	11	0	0	1	4	.226	15	0	16	1	.338	0	1	1	27	33	0	1.000

SEASON HIGHS

AB:.....5 vs. Army (2/24)
 H:.....2 at Clemson (2/21)
 R:.....2 vs. Ball State (2/19)
 RBI:.....1 vs. Ball State (2/19)
 SB:.....1 vs. Ball State (2/19)

CAREER HIGHS

AB:.....5 vs. Army (2/24/23)
 H:.....2, 2x, last at Clemson (2/21/23)
 R:.....2 vs. Ball State (2/19/23)
 RBI:.....2 vs. Gardner-Webb (3/1/22)
 SB:.....1 vs. Ball State (2/19/23)



3 DANTE DEFranco

SOPHOMORE • INFILDER • R/R • HILLSBOROUGH, N.C. • ORANGE HS

Season	AVG	GP-GS	AB	R	H	2B	3B	HR	RBI	SLG%	BB	HBP	SO	GDP	OB%	SF	SH	SB	PO	A	E	FLD%
2022	.222	20-0	9	2	2	0	0	0	1	.222	0	0	3	0	.222	0	0	0	1	3	0	1.000
2023	.210	34-24	62	9	13	4	0	0	8	.274	13	0	24	0	.347	0	3	1	40	25	2	.970
CAREER	.211	54-24	71	11	15	4	0	0	9	.268	13	0	27	0	.333	0	3	1	41	28	2	.972

SEASON HIGHS

AB:.....6 at Rice (4/16)
 H:.....5 at Louisiana Tech (3/18)
 R:.....2, 2x, last vs. Radford (4/4)
 RBI:.....3, 2x, last at Louisiana Tech (3/18)
 SB:.....1 at #11 Virginia Tech (3/5)

CAREER HIGHS

AB:.....6 at Rice (4/16/23)
 H:.....5 at Louisiana Tech (3/18/23)
 R:.....2, 2x, last vs. Radford (4/4/23)
 RBI:.....3, 2x, last at Louisiana Tech (3/18/23)
 SB:.....1 at #11 Virginia Tech (3/5/23)



6 JACK DRAGUM

SENIOR • INFILDER/PITCHER • R/R • MECHANICSVILLE, VA. • HANOVER HS (LOUISBURG COLLEGE)

BATTING STATISTICS

Season	AVG	GP-GS	AB	R	H	2B	3B	HR	RBI	SLG%	BB	HBP	SO	GDP	OB%	SF	SH	SB	PO	A	E	FLD%
2021	.288	61-61	205	32	59	8	0	7	27	.429	27	1	30	4	.369	3	2	2	83	142	8	.966
2022	.352	58-57	233	62	82	11	0	11	54	.541	36	3	43	5	.440	3	1	5	45	86	3	.978
2023	.292	43-42	161	28	47	5	1	6	30	.447	20	5	28	2	.383	2	0	2	55	85	3	.979
CAREER	.314	162-160	599	122	188	24	1	24	111	.477	83	9	101	11	.401	8	3	9	183	313	14	.973

SEASON HIGHS

AB:.....6 at UAB (3/31)
 H:.....4, 2x, last vs. Gardner-Webb (3/28)
 R:.....3 vs. Gardner-Webb (3/28)
 RBI:.....4 vs. UAB (4/22)
 SB:.....1, 2x, last at UAB (4/2)

CAREER HIGHS

AB:.....7, 2x, last at Florida Atlantic (5/14/22)
 H:.....5 vs. Western Illinois (3/5/22)
 R:.....4, 2x, last vs. Middle Tennessee, C-USA Tournament (5/26/22)
 RBI:.....7 vs. Western Illinois (3/5/22)
 SB:.....1, 9x, last at UAB (4/2/23)

PITCHING STATISTICS

Season	ERA	W-L	GP-GS	CG	SHO	SV	IP	H	R	ER	BB	SO	2B	3B	HR	BF	oAVG	WP	HBP	BK	SFA	SHA
2022	0.00	0-0	1-0	0	0	0	0.2	2	0	0	0	1	0	0	0	4	.500	1	0	0	0	0
2023																						
CAREER	0.00	0-0	1-0	0	0	0	0.2	2	0	0	0	1	0	0	0	4	.500	1	0	0	0	0

SEASON BESTS

IP:.....N/A
 H:.....N/A
 ER:.....N/A
 SO:.....N/A
 Pitches:.....N/A

CAREER BESTS

IP:.....0.2 vs. App State (3/13/22)
 H:.....2 vs. App State (3/13/22)
 ER:.....0 vs. App State (3/13/22)
 SO:.....1 vs. App State (3/13/22)
 Pitches:.....10 vs. App State (3/13/22)





8

BLAKE JACKSON

SOPHOMORE • OUTFIELDER • L/L • COPPELL, TEXAS • COPPELL HS (McLENNAN CC)

Season	AVG	GP-GS	AB	R	H	2B	3B	HR	RBI	SLG%	BB	HBP	SO	GDP	OB%	SF	SH	SB	PO	A	E	FLD%
2022	.245	17-16	53	12	13	3	0	1	14	.358	7	2	15	0	.349	1	0	3	24	0	1	.960
2023	.236	40-36	127	23	30	9	0	2	15	.354	22	10	33	2	.390	0	2	4	67	0	0	1.000
CAREER	.239	57-52	180	35	43	12	0	3	29	.356	29	12	48	2	.378	1	2	7	91	0	1	.989

SEASON HIGHS

AB:.....6 at Louisiana Tech (3/18)
 H:.....3 at Louisiana Tech (3/18)
 R:.....2, 6x, last vs. UAB (4/22)
 RBI:.....3, 2x, last at Louisiana Tech (3/18)
 SB:.....1, 4x, last at WKU (4/30)

CAREER HIGHS

AB:.....6 at Louisiana Tech (3/18/23)
 H:.....3, 2x, last at Louisiana Tech (3/18/23)
 R:.....2, 7x, last vs. UAB (4/22/23)
 RBI:.....3, 3x, last at Louisiana Tech (3/18/23)
 SB:.....2 vs. Presbyterian (3/15/22)



9

KADEN HOPSON

JUNIOR • CATCHER • L/R • REDLANDS, CALIF. • REDLANDS HS (ARIZONA)

Season	AVG	GP-GS	AB	R	H	2B	3B	HR	RBI	SLG%	BB	HBP	SO	GDP	OB%	SF	SH	SB	PO	A	E	FLD%
2022	.239	56-50	163	35	39	3	1	5	33	.362	39	12	39	5	.415	3	1	1	451	34	2	.996
2023	.243	42-42	152	32	37	5	1	6	18	.408	35	3	28	2	.393	1	0	2	397	23	0	1.000
CAREER	.241	98-92	315	67	76	8	2	11	51	.384	74	15	67	7	.404	4	1	3	848	57	2	.998

SEASON HIGHS

AB:.....6 at UAB (3/31)
 H:.....3 at UAB (3/31)
 R:.....3 vs. Ball State (2/19)
 RBI:.....3, 2x, last vs. Ball State (2/19)
 SB:.....1, 2x, last at Rice (4/16)

CAREER HIGHS

AB:.....6 at UAB (3/31/23)
 H:.....3, 2x, last at UAB (3/31/22)
 R:.....3, 3x, last vs. Ball State (2/19/23)
 RBI:.....4 vs. Coastal Carolina (4/19/22)
 SB:.....1, 3x, last at Rice (4/16/23)



11

AJ WILSON

JUNIOR • PITCHER • L/L • PILOT MOUNTAIN, N.C. • EAST SURRY HS (EAST CAROLINA)

Season	ERA	W-L	GP-GS	CG	SHO	SV	IP	H	R	ER	BB	SO	2B	3B	HR	BF	oAVG	WP	HBP	BK	SFA	SHA
2022	8.25	3-0	26-0	0	0	2	24.0	17	23	22	18	31	3	1	3	117	.200	2	12	0	2	0
2023	12.00	0-1	8-0	0	0	0	3.0	6	4	4	1	4	1	1	1	20	.462	0	4	0	2	0
CAREER	8.67	3-1	34-0	0	0	2	27.0	23	27	26	19	35	4	2	4	137	.235	2	16	0	4	0

SEASON BESTS

IP:.....1.0 at #14 North Carolina (4/18)
 H:.....0, 3x, last vs. Gardner-Webb (3/28)
 ER:.....0, 5x, last at #14 North Carolina (4/18)
 SO:.....1, 4x, last vs. #6 East Carolina, Truist Field (4/19)
 Pitches:.....21 at #14 North Carolina (4/18)

CAREER BESTS

IP:.....3.1, 2x, last at #18 Old Dominion (3/25/22)
 H:.....0, 18x, last vs. Gardner-Webb (3/28/23)
 ER:.....0, 19x, last at #14 North Carolina (4/18/23)
 SO:.....5 vs. App State (3/12/22)
 Pitches:.....46 vs. App State (3/12/22)



12

HUCK WATHAN

SOPHOMORE • CATCHER • R/R • CHARLOTTE, N.C. • CHARLOTTE COUNTRY DAY

Season	AVG	GP-GS	AB	R	H	2B	3B	HR	RBI	SLG%	BB	HBP	SO	GDP	OB%	SF	SH	SB	PO	A	E	FLD%
2022	.267	15-9	30	6	8	1	0	1	6	.400	4	2	14	0	.389	0	0	0	72	7	1	.988
2023	-	1-0	-	-	-	-	-	-	-	-	1	-	-	-	1.000	-	-	-	-	-	-	-
CAREER	.267	16-9	30	6	8	1	0	1	6	.400	5	2	14	0	.405	0	0	0	72	7	1	.988

SEASON HIGHS

AB:.....4, 2x, last vs. UNC Asheville (4/26)
 H:.....2, 2x, last vs. UNC Asheville (4/26)
 R:.....2, 2x, last at Florida Atlantic (5/15)
 RBI:.....3, 2x, last vs. UNC Asheville (4/26)
 SB:.....N/A

CAREER HIGHS

AB:.....4, 2x, last vs. UNC Asheville (4/26/22)
 H:.....2, 2x, last vs. UNC Asheville (4/26/22)
 R:.....2, 2x, last at Florida Atlantic (5/15/22)
 RBI:.....3, 2x, last vs. UNC Asheville (4/26/22)
 SB:.....N/A



14

AUSTIN KNIGHT

SENIOR • INFILDER • R/R • JACKSONVILLE, FLA. • BOLLES SCHOOL (TENNESSEE)

Season	AVG	GP-GS	AB	R	H	2B	3B	HR	RBI	SLG%	BB	HBP	SO	GDP	OB%	SF	SH	SB	PO	A	E	FLD%
2021	.342	60-60	234	59	80	29	1	11	63	.615	15	8	49	1	.398	2	1	13	35	83	5	.959
2022	.249	55-53	193	45	48	4	1	8	34	.404	34	6	67	3	.373	3	3	2	64	95	9	.946
2023	.224	40-36	143	21	32	6	0	10	31	.476	7	2	35	3	.266	2	1	0	44	67	8	.933
CAREER	.281	155-149	570	125	160	39	2	29	128	.509	56	16	151	7	.357	7	5	15	143	245	22	.946

SEASON HIGHS

AB:.....6 at Rice (4/16)
 H:.....3 at Rice (4/16)
 R:.....2, 5x, last vs. UAB (4/22)
 RBI:.....5 vs. Ball State, G2 (2/18)
 SB:.....N/A

CAREER HIGHS

AB:.....8 at Florida Atlantic (5/14/22)
 H:.....4 at #18 Old Dominion (3/25/22)
 R:.....3, 3x, last at #18 Old Dominion (3/26/22)
 RBI:.....6 at App. State (4/20/21)
 SB:.....2 vs. Western Carolina (3/5/21)





17 JOSH PATRICK

JUNIOR • INFILDER • L/R • KANSAS CITY, Mo. • TRUMAN HS (CROWDER COLLEGE)

Season	AVG	GP-GS	AB	R	H	2B	3B	HR	RBI	SLG%	BB	HBP	SO	GDP	OB%	SF	SH	SB	PO	A	E	FLD%
2023	.218	27-15	55	12	12	2	1	1	14	.345	16	1	17	0	.397	1	0	0	53	3	1	.982
CAREER	.218	27-15	55	12	12	2	1	1	14	.345	16	1	17	0	.397	1	0	0	53	3	1	.982

SEASON HIGHS

AB:..... 5, 2x, last vs. Army (2/25)
 H:..... 2, 3x, last vs. UNCW, Atrium Health Ballpark (3/8)
 R:..... 3 vs. Army (2/26)
 RBI:..... 4 vs. Army (2/26)
 SB:..... N/A

CAREER HIGHS

AB:..... 5, 2x, last vs. Army (2/25/23)
 H:..... 2, 3x, last vs. UNCW, Atrium Health Ballpark (3/8/23)
 R:..... 3 vs. Army (2/26/23)
 RBI:..... 4 vs. Army (2/26/23)
 SB:..... N/A



19 BRANDON STAHLMAN

JUNIOR • INFILDER • L/R • UNION, Mo. • SAINT FRANCIS BORGIA REGIONAL HS (STATE FAIR CC)

Season	AVG	GP-GS	AB	R	H	2B	3B	HR	RBI	SLG%	BB	HBP	SO	GDP	OB%	SF	SH	SB	PO	A	E	FLD%
2023	.296	40-36	135	16	40	6	0	6	28	.474	20	1	36	3	.389	1	0	1	47	47	7	.931
CAREER	.296	40-36	135	16	40	6	0	6	28	.474	20	1	36	3	.389	1	0	1	47	47	7	.931

SEASON HIGHS

AB:..... 6 vs. Army (2/24)
 H:..... 4 at Rice (4/16)
 R:..... 3 at Rice (4/16)
 RBI:..... 4 at WKU (4/30)
 SB:..... 1 vs. UAB (4/22)

CAREER HIGHS

AB:..... 6 vs. Army (2/24/23)
 H:..... 4 at Rice (4/16/23)
 R:..... 3 at Rice (4/16/23)
 RBI:..... 4 at WKU (4/30/23)
 SB:..... 1 vs. UAB (4/22)



21 ELI WEISNER

SENIOR • INFILDER • R/R • GLEN ALLEN, Va. • DEEP RUN HS (LOUISBURG COLLEGE)

Season	AVG	GP-GS	AB	R	H	2B	3B	HR	RBI	SLG%	BB	HBP	SO	GDP	OB%	SF	SH	SB	PO	A	E	FLD%
2023	.161	18-7	31	7	5	0	0	2	8	.355	6	0	10	1	.297	0	0	0	19	16	0	1.000
CAREER	.161	18-7	31	7	5	0	0	2	8	.355	6	0	10	1	.297	0	0	0	19	16	0	1.000

SEASON HIGHS

AB:..... 4, 3x, last at WKU (4/28)
 H:..... 1, 4x, last at #14 North Carolina (4/18)
 R:..... 2 vs. UNC Asheville (2/28)
 RBI:..... 4 vs. Army (2/25)
 SB:..... N/A

CAREER HIGHS

AB:..... 4, 3x, last at WKU (4/28/23)
 H:..... 1, 4x, last at #14 North Carolina (4/18/23)
 R:..... 2 vs. UNC Asheville (2/28/23)
 RBI:..... 4 vs. Army (2/25/23)
 SB:..... N/A



22 WILL BUTCHER

JUNIOR • INFILDER • R/R • ARDEN, N.C. • T.C. ROBERSON HS (NC STATE)

Season	AVG	GP-GS	AB	R	H	2B	3B	HR	RBI	SLG%	BB	HBP	SO	GDP	OB%	SF	SH	SB	PO	A	E	FLD%
2021	.328	58-43	180	30	59	8	0	8	40	.506	14	4	45	0	.383	3	0	4	27	7	3	.919
2022	.249	58-55	205	33	51	7	0	11	53	.444	22	8	42	4	.338	5	0	2	44	1	5	.900
2023	.245	42-34	151	27	37	9	0	7	29	.444	10	5	37	1	.311	1	0	0	19	1	1	.952
CAREER	.274	158-132	536	90	147	24	0	26	122	.465	46	17	124	5	.345	9	0	6	90	9	9	.917

SEASON HIGHS

AB:..... 6 vs. Army (2/24)
 H:..... 3 vs. #24 UTSA G1 (4/6)
 R:..... 2, 7x, last at Rice (4/16)
 RBI:..... 3 vs. UNCW, Atrium Health Ballpark (3/8)
 SB:..... N/A

CAREER HIGHS

AB:..... 6, 4x, last vs. Army (2/24/23)
 H:..... 3, 6x, last vs. #24 UTSA (4/6/23)
 R:..... 3 vs. William & Mary (2/28/21)
 RBI:..... 5, 2x, last at Winthrop (4/6/22)
 SB:..... 1, 6x, last vs. Old Dominion, C-USA Tournament (5/26/22)



23 SPENCER NOLAN

FRESHMAN • INFILDER • R/R • WILMINGTON, N.C. • ASHLEY HS

Season	AVG	GP-GS	AB	R	H	2B	3B	HR	RBI	SLG%	BB	HBP	SO	GDP	OB%	SF	SH	SB	PO	A	E	FLD%
2023	.196	41-29	92	22	18	1	0	1	10	.239	20	3	36	1	.357	0	0	3	212	14	3	.987
CAREER	.196	41-29	92	22	18	1	0	1	10	.239	20	3	36	1	.357	0	0	3	212	14	3	.987

SEASON HIGHS

AB:..... 5, 2x, last vs. UAB (4/22)
 H:..... 2, 4x, last vs. UAB (4/21)
 R:..... 2, 3x, last at Rice (4/16)
 RBI:..... 2, 2x, last at Rice (4/16)
 SB:..... 1, 3x, last at WKU (4/29)

CAREER HIGHS

AB:..... 5, 2x, last vs. UAB (4/22/23)
 H:..... 2, 4x, last vs. UAB (4/21/23)
 R:..... 2, 3x, last at Rice (4/16/23)
 RBI:..... 2, 2x, last at Rice (4/16/23)
 SB:..... 1, 3x, last at WKU (4/29/23)





24 CALVERT CLARK

FRESHMAN • PITCHER/OUTFIELDER • R/R • CHARLOTTE, N.C. • CHARLOTTE CHRISTIAN HS

BATTING STATISTICS

Season	AVG	GP-GS	AB	R	H	2B	3B	HR	RBI	SLG%	BB	HBP	SO	GDP	OB%	SF	SH	SB	PO	A	E	FLD%
2023	.148	19-6	27	6	4	1	0	0	0	.185	8	2	12	1	.378	0	0	0	8	1	0	1.000
CAREER	.148	19-6	27	6	4	1	0	0	0	.185	8	2	12	1	.378	0	0	0	8	1	0	1.000

SEASON HIGHS

AB: 4, 3x, last at WKU (4/29)
 H: 1, 4x, last at WKU (4/29)
 R: 2 vs. #24 UTSA, G2 (4/6)
 RBI: N/A
 SB: N/A

CAREER HIGHS

AB: 4, 3x, last at WKU (4/29/23)
 H: 1, 4x, last at WKU (4/29/23)
 R: 2 vs. #24 UTSA, G2 (4/6/23)
 RBI: N/A
 SB: N/A

PITCHING STATISTICS

Season	ERA	W-L	GP-GS	CG	SHO	SV	IP	H	R	ER	BB	SO	2B	3B	HR	BF	oAVG	WP	HBP	BK	SFA	SHA
2023	-	-	-	-	-	-	-	-	-	-	-	-	-	-	-	-	-	-	-	-	-	-
CAREER	-	-	-	-	-	-	-	-	-	-	-	-	-	-	-	-	-	-	-	-	-	-

SEASON BESTS

IP: N/A
 H: N/A
 ER: N/A
 SO: N/A
 Pitches: N/A

CAREER BESTS

IP: N/A
 H: N/A
 ER: N/A
 SO: N/A
 Pitches: N/A



26 DREW TYNDALL

SOPHOMORE • CATCHER • S/R • WILMINGTON, N.C. • ASHLEY HS

Season	AVG	GP-GS	AB	R	H	2B	3B	HR	RBI	SLG%	BB	HBP	SO	GDP	OB%	SF	SH	SB	PO	A	E	FLD%
2022	.174	14-5	23	4	4	1	0	0	2	.217	4	0	9	0	.296	0	0	0	1	0	0	1.000
2023	.143	9-2	7	0	1	0	0	0	0	.143	2	0	4	0	.333	0	0	0	14	0	2	.875
CAREER	.167	23-7	30	4	5	1	0	0	2	.200	6	0	13	0	.306	0	0	0	15	0	2	.882

SEASON HIGHS

AB: 3 at #11 Virginia Tech (3/5)
 H: 1 at #11 Virginia Tech (3/4)
 R: N/A
 RBI: N/A
 SB: N/A

CAREER HIGHS

AB: 5 at Middle Tennessee (4/15/22)
 H: 1, 5x, last at #11 Virginia Tech (3/4/23)
 R: 1, 4x, last vs. Rice (5/6/22)
 RBI: 1, 2x, last vs. Rice (5/6/22)
 SB: N/A



27 CHRISTIAN LOTHES

JUNIOR • PITCHER • R/L • HEBRON, OHIO • LAKEWOOD HS

Season	ERA	W-L	GP-GS	CG	SHO	SV	IP	H	R	ER	BB	SO	2B	3B	HR	BF	oAVG	WP	HBP	BK	SFA	SHA
2020	0.00	0-0	1-0	0	0	0	2.2	0	0	0	0	3	0	0	0	8	.000	0	0	0	0	0
2021	3.10	4-0	21-1	0	0	8	40.2	25	20	14	23	54	4	0	6	172	.175	2	3	1	0	3
2023	0.00	0-0	2-0	0	0	0	1.0	1	1	0	3	0	1	0	0	8	.200	0	0	0	0	0
CAREER	2.84	4-0	24-1	0	0	8	44.1	26	21	14	26	57	5	0	6	188	.167	2	3	1	0	3

SEASON BESTS

IP: 0.2 at Clemson (2/21)
 H: 0 at Clemson (2/21)
 ER: 0, 2x, last at #11 Virginia Tech (3/5)
 SO: N/A
 Pitches: 17 at Clemson (2/21)

CAREER BESTS

IP: 5.0 vs. Morehead State (2/20/21)
 H: 0, 10x, last at Clemson (2/21/23)
 ER: 0, 17x, last at #11 Virginia Tech (3/5/23)
 SO: 8 vs. Morehead State (2/20/21)
 Pitches: 87 vs. Morehead State (2/20/21)



29 PAXTON THOMPSON

JUNIOR • PITCHER • R/R • ST. MICHAEL, MINN. • ST. MICHAEL-ALBERTVILLE HS (PARKLAND CC)

Season	ERA	W-L	GP-GS	CG	SHO	SV	IP	H	R	ER	BB	SO	2B	3B	HR	BF	oAVG	WP	HBP	BK	SFA	SHA
2022	6.00	0-2	8-1	0	0	0	6.0	5	4	4	4	4	1	1	0	29	.217	0	2	0	0	0
2023	4.20	4-2	15-4	0	0	0	40.2	36	23	19	21	47	9	2	4	180	.237	1	3	0	3	1
CAREER	4.44	4-4	23-5	0	0	0	46.2	41	27	23	25	51	10	3	4	209	.234	1	5	0	3	1

SEASON BESTS

IP: 5.1 at Rice (4/16)
 H: 0, 4x, last vs. Gardner-Webb (3/28)
 ER: 0, 7x, last vs. Winthrop (4/11)
 SO: 8 vs. Ball State, G2 (2/18)
 Pitches: 84 at UAB (4/2)

CAREER BESTS

IP: 5.1 at Rice (4/16/23)
 H: 0, 9x, last vs. Gardner-Webb (3/28/23)
 ER: 0, 13x, last vs. Winthrop (4/11/23)
 SO: 8 vs. Ball State, G2 (2/18/23)
 Pitches: 84 at UAB (4/2/23)





32 BREVEN YARBRO

SOPHOMORE • PITCHER • R/R • CHAFFEE, Mo. • CHAFFEE HS (CROWDER COLLEGE)

Season	ERA	W-L	GP-GS	CG	SHO	SV	IP	H	R	ER	BB	SO	2B	3B	HR	BF	oAVG	WP	HBP	BK	SFA	SHA
2023	4.50	0-0	6-0	0	0	0	4.0	2	2	2	3	1	0	0	1	15	.182	1	1	0	0	0
CAREER	4.50	0-0	6-0	0	0	0	4.0	2	2	2	3	1	0	0	1	15	.182	1	1	0	0	0

SEASON BESTS

IP: 1.0, 2x, last vs. Radford (4/4)
 H: 0, 4x, last at #14 North Carolina (4/18)
 ER: 0, 4x, last at #14 North Carolina (4/18)
 SO: 1 vs. Ball State (2/19)
 Pitches: 17 vs. Ball State (2/19)

CAREER BESTS

IP: 1.0, 2x, last vs. Radford (4/4/23)
 H: 0, 4x, last at #14 North Carolina (4/18/23)
 ER: 0, 4x, last at #14 North Carolina (4/18/23)
 SO: 1 vs. Ball State (2/19/23)
 Pitches: 17 vs. Ball State (2/19/23)



33 JAKE CUNNINGHAM

JUNIOR • OUTFIELDER • R/R • CHARLOTTE, N.C. • ARDREY KELL HS

Season	AVG	GP-GS	AB	R	H	2B	3B	HR	RBI	SLG%	BB	HBP	SO	GDP	OB%	SF	SH	SB	PO	A	E	FLD%
2021	.221	40-30	104	15	23	5	1	2	14	.346	8	0	23	2	.277	0	2	6	48	0	3	.941
2022	.304	57-57	227	51	69	12	3	16	52	.595	38	3	69	1	.410	0	0	16	153	2	1	.994
2023	.264	29-27	106	24	28	8	0	6	20	.509	16	1	29	3	.363	1	0	1	27	0	1	.964
CAREER	.275	126-114	437	90	120	25	4	24	86	.515	62	4	121	6	.369	1	2	23	228	2	5	.979

SEASON HIGHS

AB: 5, 6x, last vs. #24 UTSA, G1 (4/6)
 H: 3, 3x, last at UAB (3/31)
 R: 4 vs. Old Dominion (3/10)
 RBI: 3, 2x, last vs. Old Dominion (3/10)
 SB: 1 at UAB (4/1)

CAREER HIGHS

AB: 7 at Florida Atlantic (5/14/22)
 H: 4, 2x last at Florida Atlantic (5/15/22)
 R: 4 vs. Old Dominion (3/10/23)
 RBI: 4, 5x, last vs. Middle Tennessee, C-USA Tournament (5/26/22)
 SB: 2, 2x, last at Winthrop (4/6/22)



34 EVAN MICHELSON

JUNIOR • PITCHER • R/R • JACKSONVILLE, FLA. • MANDARIN HS (COLLEGE OF CENTRAL FLORIDA)

Season	ERA	W-L	GP-GS	CG	SHO	SV	IP	H	R	ER	BB	SO	2B	3B	HR	BF	oAVG	WP	HBP	BK	SFA	SHA
2022	2.35	1-1	6-1	0	0	0	7.2	4	6	2	2	7	2	0	1	31	.138	1	0	0	0	0
2023	4.05	1-2	20-0	0	0	5	26.2	20	14	12	7	28	2	2	4	108	.215	1	4	0	1	3
CAREER	3.67	2-3	26-1	0	0	5	34.1	24	20	14	9	35	4	2	5	139	.197	2	4	0	1	3

SEASON BESTS

IP: 3.0 vs. Ball State, G1 (2/18)
 H: 0, 9x, last vs. UAB (4/23)
 ER: 0, 13x, last vs. UAB (4/23)
 SO: 5 at #11 Virginia Tech (3/3)
 Pitches: 46 vs. Ball State, G1 (2/18)

CAREER BESTS

IP: 3.0, 2x, last vs. Ball State, G1 (2/18/23)
 H: 0, 11x, last vs. UAB (4/22/23)
 ER: 0, 17x, last vs. UAB (4/22/23)
 SO: 5 at #11 Virginia Tech (3/3/23)
 Pitches: 52 vs. Louisiana Tech, C-USA Tournament (5/26/22)



35 CLARK DEARMAN

GRADUATE STUDENT • PITCHER • L/L • MILTON, GA. • BLESSED TRINITY CATHOLIC HS (PRESBYTERIAN)

Season	ERA	W-L	GP-GS	CG	SHO	SV	IP	H	R	ER	BB	SO	2B	3B	HR	BF	oAVG	WP	HBP	BK	SFA	SHA
2023	5.40	2-0	11-1	0	0	0	16.2	22	14	10	3	21	4	0	2	79	.306	2	1	0	0	3
CAREER	5.40	2-0	11-1	0	0	0	16.2	22	14	10	3	21	4	0	2	79	.306	2	1	0	0	3

SEASON BESTS

IP: 3.1 vs. UAB (4/22)
 H: 0 vs. #6 East Carolina, Truist Field (4/19)
 ER: 0, 6x, last at WKU (4/30)
 SO: 6 vs. UAB (4/22)
 Pitches: 50 vs. UNC Asheville (2/28)

CAREER BESTS

IP: 3.1 vs. UAB (4/22/23)
 H: 0 vs. #6 East Carolina, Truist Field (4/19/23)
 ER: 0, 6x, last at WKU (4/30/23)
 SO: 6 vs. UAB (4/22/23)
 Pitches: 50 vs. UNC Asheville (2/28/23)



36 ANTHONY CASCIOLA

JUNIOR • PITCHER • R/R • CHARLOTTE, N.C. • WEDDINGTON HS (BUCKNELL)

Season	ERA	W-L	GP-GS	CG	SHO	SV	IP	H	R	ER	BB	SO	2B	3B	HR	BF	oAVG	WP	HBP	BK	SFA	SHA
2022	5.11	1-0	8-0	0	0	0	12.1	11	9	7	5	10	4	0	0	56	.239	2	3	0	2	0
2023	-	-	-	-	-	-	-	-	-	-	-	-	-	-	-	-	-	-	-	-	-	-
CAREER	5.11	1-0	8-0	0	0	0	12.1	11	9	7	5	10	4	0	0	56	.239	2	3	0	2	0

SEASON BESTS

IP: N/A
 H: N/A
 ER: N/A
 SO: N/A
 Pitches: N/A

CAREER BESTS

IP: 4.1 vs. Campbell, Atrium Health Ballpark (3/22/22)
 H: 0, 3x, last at Marshall (4/30/22)
 ER: 0, 4x, last at Marshall (4/30/22)
 SO: 4 at UTSA (4/1/22)
 Pitches: 54 vs. Campbell, Atrium Health Ballpark (3/22/22)





37 COLLIN KRAMER

SOPHOMORE • PITCHER • L/L • ST. ANSGAR, IOWA • ST. ANSGAR HS (NIACC)

Season	ERA	W-L	GP-GS	CG	SHO	SV	IP	H	R	ER	BB	SO	2B	3B	HR	BF	oAVG	WP	HBP	BK	SFA	SHA
2022	4.07	4-2	25-7	0	0	0	55.1	51	27	25	30	62	8	0	2	245	.241	4	2	0	0	1
2023	6.19	2-4	13-8	0	0	0	32.0	43	24	22	20	39	12	2	3	161	.319	3	3	1	2	1
CAREER	4.84	6-6	38-15	0	0	0	87.1	94	51	47	50	101	20	2	5	406	.271	7	5	1	2	2



SEASON BESTS

IP: 5.0 vs. #4 South Carolina, Truist Field (3/21)
 H: 0 at WKU (4/29)
 ER: 0, 4x, last at WKU (4/29)
 SO: 8 vs. #4 South Carolina, Truist Field (3/21)
 Pitches: 91 vs. #4 South Carolina, Truist Field (3/21)

CAREER BESTS

IP: 7.0, 2x, last vs. Rice (5/8/22)
 H: 0, 5x, last at WKU (4/29/22)
 ER: 0, 16x, last at WKU (4/29/23)
 SO: 8, 3x, last vs. #4 South Carolina, Truist Field (3/21/23)
 Pitches: 97, 2x, last at Florida Atlantic (5/14/22)



38 SAM CONTE

JUNIOR • PITCHER • L/L • ANDOVER MASS. • PHILLIPS ACADEMY (TRINITY COLLEGE)

Season	ERA	W-L	GP-GS	CG	SHO	SV	IP	H	R	ER	BB	SO	2B	3B	HR	BF	oAVG	WP	HBP	BK	SFA	SHA
2023	7.98	0-2	12-2	0	0	0	14.2	16	13	13	10	22	5	0	4	75	.271	0	6	0	0	0
CAREER	7.98	0-2	12-2	0	0	0	14.2	16	13	13	10	22	5	0	4	75	.271	0	6	0	0	0



SEASON BESTS

IP: 4.0 at Louisiana Tech (3/18)
 H: 0, 5x, last at WKU (4/28)
 ER: 0, 6x, last at WKU (4/28)
 SO: 5, 2x, last vs. Dallas Baptist (3/25)
 Pitches: 68 at Louisiana Tech (3/18)

CAREER BESTS

IP: 4.0 at Louisiana Tech (3/18/23)
 H: 0, 5x, last at WKU (4/28/23)
 ER: 0, 6x, last at WKU (4/28/23)
 SO: 5, 2x, last vs. Dallas Baptist (3/25/23)
 Pitches: 68 at Louisiana Tech (3/18/23)



40 ANDREW SPOLYAR

JUNIOR • PITCHER • L/L • ORLANDO, FLA. • TIMBER CREEK HS (SEMINOLE STATE COLLEGE)

Season	ERA	W-L	GP-GS	CG	SHO	SV	IP	H	R	ER	BB	SO	2B	3B	HR	BF	oAVG	WP	HBP	BK	SFA	SHA
2023	5.12	2-2	13-1	0	0	0	31.2	30	18	18	12	37	5	1	6	139	.252	3	5	0	1	2
CAREER	5.12	2-2	13-1	0	0	0	31.2	30	18	18	12	37	5	1	6	139	.252	3	5	0	1	2



SEASON BESTS

IP: 5.2 at Rice (4/15)
 H: 0, 2x, last at Rice (4/15)
 ER: 0, 5x, last at Rice (4/15)
 SO: 8 vs. Army (2/24)
 Pitches: 87 at Rice (4/15)

CAREER BESTS

IP: 5.2 at Rice (4/15/23)
 H: 0, 2x, last at Rice (4/15/23)
 ER: 0, 5x, last at Rice (4/15/23)
 SO: 8 vs. Army (2/24/23)
 Pitches: 87 at Rice (4/15/23)



41 JOEL SARVER

JUNIOR • PITCHER • R/R • CHAMPAIGN, ILL. • CHAMPAIGN CENTRAL HS (NW FLORIDA STATE)

Season	ERA	W-L	GP-GS	CG	SHO	SV	IP	H	R	ER	BB	SO	2B	3B	HR	BF	oAVG	WP	HBP	BK	SFA	SHA
2023	27.00	0-0	1-0	0	0	0	0.1	2	1	1	1	0	0	0	1	3	1.000	0	0	0	0	0
CAREER	27.00	0-0	1-0	0	0	0	0.1	2	1	1	1	0	0	0	1	3	1.000	0	0	0	0	0



SEASON BESTS

IP: 0.1 vs. Ball State, G2 (2/18)
 H: 2 vs. Ball State, G2 (2/18)
 ER: 1 vs. Ball State, G2 (2/18)
 SO: N/A
 Pitches: 13 vs. Ball State, G2 (2/18)

CAREER BESTS

IP: 0.1 vs. Ball State, G2 (2/18/23)
 H: 2 vs. Ball State, G2 (2/18/23)
 ER: 1 vs. Ball State, G2 (2/18/23)
 SO: N/A
 Pitches: 13 vs. Ball State, G2 (2/18/23)



43 HALE SIMS

SENIOR • PITCHER • R/R • PADUCAH, KY. • ST. MARY HS (JOHN A. LOGAN)

Season	ERA	W-L	GP-GS	CG	SHO	SV	IP	H	R	ER	BB	SO	2B	3B	HR	BF	oAVG	WP	HBP	BK	SFA	SHA
2021	8.15	1-0	12-3	0	0	0	17.2	21	18	16	9	23	7	1	1	85	.300	6	3	1	3	0
2022	4.66	3-1	18-10	0	0	0	46.1	38	29	24	30	51	6	0	4	211	.218	9	5	0	1	1
2023	4.43	1-0	17-3	0	0	0	22.1	20	12	11	14	25	3	0	1	103	.247	5	4	1	4	0
CAREER	5.32	5-1	47-16	0	0	0	86.1	79	59	51	53	99	16	1	6	399	.243	20	12	2	8	1



SEASON BESTS

IP: 3.2 vs. Ball State (2/17)
 H: 0, 9x, last at #14 North Carolina (4/18)
 ER: 0, 13x, last at Winthrop (4/25)
 SO: 8 vs. Winthrop (4/11)
 Pitches: 66 vs. Winthrop (4/11)

CAREER BESTS

IP: 7.0 vs. Rice (5/6/22)
 H: 0, 16x, last at #14 North Carolina (4/18/23)
 ER: 0, 23x, last at Winthrop (4/25/23)
 SO: 8, 3x, last vs. Winthrop (4/11/23)
 Pitches: 96 vs. College of Charleston (3/29/22)





44 CAMERON HANSEN

SOPHOMORE • PITCHER • R/R • HENDERSONVILLE, TENN. • HENDERSONVILLE HS (CHATTANOOGA STATE)

Season	ERA	W-L	GP-GS	CG	SHO	SV	IP	H	R	ER	BB	SO	2B	3B	HR	BF	oAVG	WP	HBP	BK	SFA	SHA
2022	5.08	3-2	12-6	0	0	0	33.2	35	24	19	10	30	8	0	5	150	.263	8	5	0	1	1
2023	3.38	3-1	13-7	0	0	0	56.0	37	24	21	18	48	8	0	4	228	.181	2	5	0	0	1
CAREER	4.01	6-3	25-13	0	0	0	89.2	72	48	40	28	78	16	0	9	378	.214	10	10	0	1	2

SEASON BESTS

IP: 8.1 vs. UAB (4/23)
 H: 1, 4x, last vs. UAB (4/23)
 ER: 0, 5x, last vs. UAB (4/23)
 SO: 10 vs. UAB (4/23)
 Pitches: 112 at Louisiana Tech (3/19)

CAREER BESTS

IP: 8.1 vs. UAB (4/23/23)
 H: 0, 3x last vs. Middle Tennessee, C-USA Tournament (5/26/22)
 ER: 0, 9x, last vs. UAB (4/23/23)
 SO: 10 vs. UAB (4/23/23)
 Pitches: 112 at Louisiana Tech (3/19/23)



45 MILES LANGHORNE

REDSHIRT FRESHMAN • PITCHER • R/R • GREENWICH, CONN. • GREENWICH HS (VANDERBILT)

Season	ERA	W-L	GP-GS	CG	SHO	SV	IP	H	R	ER	BB	SO	2B	3B	HR	BF	oAVG	WP	HBP	BK	SFA	SHA
2023	7.90	1-1	7-4	0	0	0	13.2	14	13	12	8	14	6	0	2	66	.250	2	2	0	0	0
CAREER	7.90	1-1	7-4	0	0	0	13.2	14	13	12	8	14	6	0	2	66	.250	2	2	0	0	0

SEASON BESTS

IP: 5.0 vs. Army (2/26)
 H: 0 vs. Radford (4/4)
 ER: 0, 3x, last at WKU (4/28)
 SO: 5 vs. #6 East Carolina, Truist Field (4/19)
 Pitches: 59 vs. Army (2/26)

CAREER BESTS

IP: 5.0 vs. Army (2/26/23)
 H: 0 vs. Radford (4/4/23)
 ER: 0, 3x, last at WKU (4/28/23)
 SO: 5 vs. #6 East Carolina, Truist Field (4/19/23)
 Pitches: 59 vs. Army (2/26/23)



46 MATT LITTLE

SOPHOMORE • PITCHER • L/L • FAYETTEVILLE, N.C. • CAPE FEAR HS (PITT CC)

Season	ERA	W-L	GP-GS	CG	SHO	SV	IP	H	R	ER	BB	SO	2B	3B	HR	BF	oAVG	WP	HBP	BK	SFA	SHA
2022	11.57	0-0	4-0	0	0	0	2.1	4	3	3	1	3	0	0	1	13	.364	0	1	0	0	0
2023	13.50	0-0	1-0	0	0	0	0.2	0	1	1	2	1	0	0	0	5	0	0	1	0	1	0
CAREER	12.00	0-0	5-0	0	0	0	3.0	4	4	4	3	4	0	0	1	18	.333	0	2	0	1	0

SEASON BESTS

IP: 0.2 vs. Army (2/25)
 H: 0 vs. Army (2/25)
 ER: 1 vs. Army (2/25)
 SO: 1 vs. Army (2/25)
 Pitches: 25 vs. Army (2/25)

CAREER BESTS

IP: 1.0 vs. Western Illinois (3/5/22)
 H: 0, 3x, last vs. Army (2/25/23)
 ER: 0, 3x, last vs. App State (3/13/22)
 SO: 1, 4x, last vs. Army (2/25/23)
 Pitches: 25 vs. Army (2/25/23)



47 AUBREY GILENTINE

SENIOR • PITCHER • R/R • AMORY, MISS. • AMORY HS (SOUTHERN MISS)

Season	ERA	W-L	GP-GS	CG	SHO	SV	IP	H	R	ER	BB	SO	2B	3B	HR	BF	oAVG	WP	HBP	BK	SFA	SHA
2023	9.82	0-1	6-0	0	0	0	3.2	9	4	4	1	5	2	0	1	20	.529	1	0	0	2	0
CAREER	9.82	0-1	6-0	0	0	0	3.2	9	4	4	1	5	2	0	1	20	.529	1	0	0	2	0

SEASON BESTS

IP: 1.0, 2x, last vs. UNCW, Atrium Health Ballpark (3/8)
 H: 0 vs. Ball State (2/17)
 ER: 0, 4x, last at WKU (4/28)
 SO: 2 at Clemson (2/21)
 Pitches: 19 vs. #18 North Carolina (3/14)

CAREER BESTS

IP: 1.0, 2x, last vs. UNCW, Atrium Health Ballpark (3/8/23)
 H: 0 vs. Ball State (2/17/23)
 ER: 0, 4x, last at WKU (4/28/23)
 SO: 2 at Clemson (2/21/23)
 Pitches: 19 vs. #18 North Carolina (3/14/23)



51 WYATT HUDEPOHL

JUNIOR • PITCHER • R/R • CINCINNATI, OHIO • ST. XAVIER HS (KENTUCKY)

Season	ERA	W-L	GP-GS	CG	SHO	SV	IP	H	R	ER	BB	SO	2B	3B	HR	BF	oAVG	WP	HBP	BK	SFA	SHA
2023	3.84	4-5	11-11	1	0	0	72.2	65	36	31	18	84	11	2	6	302	.235	3	1	0	3	3
CAREER	3.84	4-5	11-11	1	0	0	72.2	65	36	31	18	84	11	2	6	302	.235	3	1	0	3	3

SEASON BESTS

IP: 9.0 vs. Old Dominion (3/10)
 H: 4, 4x, last vs. UAB (4/21)
 ER: 0 at Rice (4/14)
 SO: 17 vs. Old Dominion (3/10)
 Pitches: 119 vs. #24 UTSA, G1 (4/6)

CAREER BESTS

IP: 9.0 vs. Old Dominion (3/10/23)
 H: 4, 4x, last vs. UAB (4/21/23)
 ER: 0 at Rice (4/14/23)
 SO: 17 vs. Old Dominion (3/10/23)
 Pitches: 119 vs. #24 UTSA, G1 (4/6/23)





52 TONY ROSSI

JUNIOR • PITCHER • R/R • LAKE MARY, FLA. • LAKE MARY HS (STATE COLLEGE OF FLORIDA)

Season	ERA	W-L	GP-GS	CG	SHO	SV	IP	H	R	ER	BB	SO	2B	3B	HR	BF	oAVG	WP	HBP	BK	SFA	SHA	
2022	4.57	5-1	28-0	0	0	1	43.1	35	22	22	20	48	9	0	7	186	.224	6	8	0	2	0	
2023	-	-	-	-	-	-	-	-	-	-	-	-	-	-	-	-	-	-	-	-	-	-	-
CAREER	4.57	5-1	28-0	0	0	1	43.1	35	22	22	20	48	9	0	7	186	.224	6	8	0	2	0	

SEASON BESTS

IP:N/A
 H:N/A
 ER:N/A
 SO:N/A
 Pitches:N/A

CAREER BESTS

IP:5.0 at South Carolina (5/17/22)
 H:0, 9x, last vs. UAB (4/22/22)
 ER:0, 18x, last vs. Louisiana Tech (5/20/22)
 SO:6, 2x, last at South Carolina (5/17/22)
 Pitches:73 at South Carolina (5/17/22)



53 NICK COSENTINO

JUNIOR • PITCHER • R/R • PITTSBURGH, PA. • PITTSBURGH CAPA HS (STATE COLLEGE OF FLORIDA)

Season	ERA	W-L	GP-GS	CG	SHO	SV	IP	H	R	ER	BB	SO	2B	3B	HR	BF	oAVG	WP	HBP	BK	SFA	SHA
2023	3.37	0-0	4-0	0	0	0	2.2	2	1	1	2	4	0	0	1	13	.200	0	1	0	0	0
CAREER	3.37	0-0	4-0	0	0	0	2.2	2	1	1	2	4	0	0	1	13	.200	0	1	0	0	0

SEASON BESTS

IP:1.0, 2x, last vs. Radford (4/4)
 H:0, 2x, last at #14 North Carolina (4/18)
 ER:0, 3x, last at #14 North Carolina (4/18)
 SO:3 vs. Radford (4/4)
 Pitches:18 at UAB (3/31)

CAREER BESTS

IP:1.0, 2x, last vs. Radford (4/4/23)
H:0, 2x, last at #14 North Carolina (4/18/23)
ER:0, 3x, last at #14 North Carolina (4/18/23)
 SO:3 vs. Radford (4/4/23)
 Pitches:18 at UAB (3/31/23)



55 DONYE EVANS

JUNIOR • PITCHER • R/R • DECATUR, GA. • REDAN HS (VANDERBILT)

Season	ERA	W-L	GP-GS	CG	SHO	SV	IP	H	R	ER	BB	SO	2B	3B	HR	BF	oAVG	WP	HBP	BK	SFA	SHA
2023	5.74	2-0	16-2	0	0	1	31.1	21	21	20	21	37	3	0	5	139	.188	2	3	0	0	3
CAREER	5.74	2-0	16-2	0	0	1	31.1	21	21	20	21	37	3	0	5	139	.188	2	3	0	0	3

SEASON BESTS

IP:4.0 vs. Ball State, G1 (2/18)
 H:0, 4x, last at Winthrop (4/25)
 ER:0, 7x, last at WKU (4/29)
 SO:6 vs. Ball State, G1 (2/18)
 Pitches:64 vs. Ball State, G1 (2/18)

CAREER BESTS

IP:4.0 vs. Ball State, G1 (2/18/23)
 H:0, 4x, last at Winthrop (4/25/23)
ER:0, 7x, last at WKU (4/29/23)
 SO:6 vs. Ball State, G1 (2/18/23)
 Pitches:64 vs. Ball State, G1 (2/18/23)




TV/RADIO SPEED CHART



1
CAM FISHER



2
JD SUAREZ



3
DANTE DeFRANCO



6
JACK DRAGUM



8
BLAKE JACKSON



9
KADEN HOPSON



11
AJ WILSON



12
HUCK WATHAN




14
AUSTIN KNIGHT



17
JOSH PATRICK




19
BRANDON STAHLMAN



21
ELI WEISNER



22
WILL BUTCHER



23
SPENCER NOLAN



24
CALVERT CLARK



26
DREW TYNDALL




27
CHRISTIAN LOTHES



29
PAXTON THOMPSON



32
BREVEN YARBRO



33
JAKE CUNNINGHAM



34
EVAN MICHELSON




35
CLARK DEARMAN




36
ANTHONY CASCIOLA



37
COLLIN KRAMER



38
SAM CONTE



40
ANDREW SPOLYAR



41
JOEL SARVER



43
HALE SIMS



44
CAMERON HANSEN



45
MILES LANGHORNE



46
MATT LITTLE



47
AUBREY GILENTINE



51
WYATT HUDEPOHL



52
TONY ROSSI



53
NICK COSENTINO



55
DONYE EVANS




HC
ROBERT WOODARD



AHC
TOBY BICKNELL



AC
PHILLIP CEBUHAR



PC
MICHAEL OH



DoPD
TYLER SIMMONS



DoBP
ERIC MCKIBBAN

