



BUFFALO™

2023 FOOTBALL
INFORMATION GUIDE



2023 UB FOOTBALL SCHEDULE

| Date | Opponent | Time | Television |
|----------------|--------------------------|---------------------|--------------------|
| Sat., Sept. 2 | at Wisconsin | 3:30 pm | FS1 |
| Sat., Sept. 9 | FORDHAM | 6:00 pm | ESPN+ |
| Sat., Sept. 16 | LIBERTY | 12:00 pm | CBSSN |
| Sat., Sept. 23 | at Louisiana | TBA | TBA |
| Sat., Sept. 30 | at Akron* | TBA | TBA |
| Sat., Oct. 7 | CENTRAL MICHIGAN* | TBA | TBA |
| Sat., Oct. 14 | BOWLING GREEN* | 3:30 pm | TBA |
| Sat., Oct. 21 | at Kent State* | TBA | TBA |
| Tue., Oct. 31 | at Toledo* | 7:00/7:30 pm | ESPN2/ESPNU |
| Tue., Nov. 7 | OHIO* | 7:00/7:30 pm | E2/EU/CBSSN |
| Wed., Nov. 15 | at Miami (OH)* | 7:00 pm | ESPN2/ESPNU |
| Tue., Nov. 26 | EASTERN MICHIGAN* | 7:00/7:30 pm | ESPN2/ESPNU |

Bold denotes home game

*Mid-American Conference Game

All times are Eastern Standard

The University at Buffalo

Location _____ Buffalo, NY 14260
 Founded _____ 1846
 Enrollment _____ 29,850
 Nickname _____ Bulls
 School Colors _____ Royal Blue & White
 Affiliation _____ NCAA FBS
 Conference _____ Mid-American
 President _____ Satish K. Tripathi
 Athletic Director _____ Mark Alnutt

Football Fast Facts

Head Coach _____ Maurice Linguist
 Alma Mater _____ Baylor, '06
 Record at UB (yrs) _____ 11-14 (2)
 Career Record (yrs) _____ Same
 Offensive Coordinator/Tight Ends _____ D.J. Mangas
 Defensive Coordinator _____ Robert Wright
 Quarterbacks/Recruiting Coordinator _____ Ron Whitcomb
 Offensive Line _____ Matt Stansfield
 Defensive Line _____ Cedric Douglas
 Wide Receivers _____ Kevin Sherman
 Linebackers _____ Kevin Corless
 Running Backs _____ Bryan Applewhite
 Defensive Backs _____ Holman Copeland
 Head Strength Coach _____ Jeremy Cole
 Stadium _____ UB Stadium (29,013)
 Playing Surface _____ A-Turf Titan
 2022 Record/Conference _____ 7-6/5-3
 Letterwinners returning _____ 36
 Letterwinners lost _____ 21
 Starters returning/lost _____ 11/11
 Offensive starters returning/lost _____ 6/5
 Defensive starters returning/lost _____ 5/6
 Specialists (kicker, punter) returning/lost _____ 2/0
 2023 Captains _____ TBA
 Offensive System _____ Multiple
 Defensive System _____ 4-3

Athletic Communications

Mailing Address _____ 21 Alumni Arena
 _____ Buffalo, NY 14260
 Assistant AD/Communications _____ Jon Fuller
 Office _____ 716-645-6762
 Cell _____ 716-359-2728
 E-mail _____ jfuller3@buffalo.edu
 Director of Athletic Communications _____ Sarah Tranelli
 Office _____ 716-645-6837
 Cell _____ 585-880-2750
 E-mail _____ stranell@buffalo.edu

Mid-American Conference

Location _____ Cleveland, OH
 MAC Phone _____ 216-566-4622
 MAC Fax _____ 216-696-2622
 Web Site _____ www.mac-sports.com
 Commissioner _____ Dr. Jon Steinbrecher
 Assoc. Commissioner/Media Relations _____ Jeremy Guy

Returning Offensive Starters (Pos./Ht./Wt./Cl.)

Ron Cook (RB, 5-9, 190, 5th)
 Tyler Doty (OL, 6-5, 320, Jr.)
 Marlyn Johnson (WR, 6-4, 300, 5th)
 Cole Snyder (QB, 6-2, 208, 5th)
 Gabe Wallace (OL, 6-6, 337, Gr.)
 Isaiah Wright (OL, 6-4, 300, Jr.)

Returning Defensive Starters (Pos./Ht./Wt./Cl.)

Jaylon Bass (DT, 6-3, 295, Sr.)
 C.J. Bazile (DE, 6-3, 250, Sr.)
 Shaun Dolac (LB, 6-1, 225, Sr.)
 Marcus Fuqua (S, 6-0, 195, 5th)
 Daymond Williams (DT, 6-3, 283, Sr.)

Returning Statistical Leaders

| Rushing | Att. | Yds | Avg. | TDs | Long | Avg/Gm |
|------------------|------|-----|------|-----|------|--------|
| Mike Washington | 150 | 625 | 4.2 | 7 | 92 | 48.08 |
| Ron Cook | 139 | 600 | 4.3 | 4 | 49 | 60.00 |
| Al-Jay Henderson | 59 | 301 | 5.1 | 3 | 84 | 30.10 |

| Passing | Cmp. | Att. | Pct. | Yds | TDs | Int. | Avg/Gm |
|-------------|------|------|-------|-------|-----|------|--------|
| Cole Snyder | 271 | 461 | 58.79 | 3,030 | 18 | 8 | 233.08 |

| Receiving | No. | Yds | Avg. | TD | Long | Avg/Gm |
|-----------------|-----|-----|-------|----|------|--------|
| Ron Cook | 16 | 207 | 12.94 | 0 | 39 | 20.70 |
| Cole Harranty | 13 | 170 | 13.08 | 1 | 33 | 13.08 |
| Mike Washington | 23 | 135 | 5.87 | 1 | 23 | 10.38 |

| Tackles | Tot. | Solo | Ast. | TFL | Sacks | Int./PBU | FR | FF |
|------------------|------|------|------|---------|--------|----------|----|----|
| Shaun Dolac | 147 | 97 | 50 | 13.5-49 | 4.5-29 | 0/7 | 0 | 3 |
| Marcus Fuqua | 65 | 37 | 28 | 2.5-7 | 0-0 | 7/5 | 2 | 0 |
| Daymond Williams | 33 | 17 | 16 | 10.5-50 | 4.5-36 | 1/3 | 0 | 0 |



@UBFootball
 @CoachMo15
 @UBAthletics
 @UBJonFuller



/ubbulls
 /ubftball



/ubathletics
 /ubfootball

2023 UNIVERSITY AT BUFFALO FOOTBALL ROSTER

| NO. | PLAYER | POS | CL | HT | WT | HOMETOWN | HS/PREVIOUS SCHOOL |
|-----|-------------------------|------|-------|------|-----|----------------------------|--|
| 0 | Jaylon Bass | DT | Sr. | 6-3 | 295 | Ashland, AL | Clay Central/Hutchinson CC |
| 0 | Cole Harrity | WR | Gr. | 6-0 | 197 | Truckee, CA | Truckee/New Mexico State |
| 1 | Jayden Oliver | CB | R-Jr. | 6-3 | 183 | Tampa, FL | East Bay/New Mexico Military Institute |
| 1 | Qua Sanders | WR | Jr. | 6-2 | 193 | Columbus, MS | West Lowndes/Jones College |
| 2 | Ron Cook, Jr. | RB | 5th | 5-9 | 190 | Washington, DC | St. John's College |
| 2 | Jyaire Stevens | LB | Sr. | 6-4 | 234 | Wappingers Falls, NY | Ketcham/Lafayette |
| 3 | Darrell Harding, Jr. | WR | Gr. | 6-4 | 210 | Winter Garden, FL | West Orange/Duke |
| 3 | Demetrius Harris | S | Gr. | 6-2 | 197 | Muskegon, MI | Muskegon/Cornell |
| 4 | Mike DePillo | QB | R-Fr. | 6-6 | 220 | Davisburg, MI | Clarkston/St. Thomas More |
| 4 | Khalil Murdock | LB | R-Fr. | 6-3 | 230 | Hopewell, VA | Hopewell/Fork Union Military Academy |
| 5 | Boobie Curry | WR | Sr. | 6-2 | 203 | Houston, TX | St. Pius X/Arizona |
| 5 | Caleb Offord | CB | Sr. | 6-1 | 194 | Southaven, MS | Southaven/Notre Dame |
| 6 | Max Michel | DE | Gr. | 6-2 | 235 | Elizabeth, NJ | Elizabeth |
| 6 | Chance Morrow | WR | R-Fr. | 6-6 | 188 | Charlotte, NC | West Charlotte/Louisville |
| 7 | Solomon Brown | S | Sr. | 5-11 | 190 | Largo, FL | Largo/Minnesota |
| 7 | Richie Watts | QB | So. | 6-3 | 210 | Rocklin, CA | Rocklin/College of San Mateo |
| 8 | Jalen McNair | S | Jr. | 5-9 | 185 | Durham, NC | Our Lady of Good Counsel |
| 9 | Clevester Hines III | CB | Sr. | 6-2 | 185 | Dublin, CA | Dublin/College of San Mateo |
| 9 | Gunnar Gray | QB | Jr. | 6-4 | 217 | San Diego, CA | University City/San Diego Mesa College |
| 10 | Marcus Fuqua | S | 5th | 6-0 | 200 | Southfield, MI | Southfield A&T |
| 10 | CJ Ogbonna | QB | Jr. | 6-2 | 212 | Marietta, GA | Wheeler/Southeast Missouri State |
| 11 | Marlyn Johnson | WR | 5th | 6-4 | 206 | Penllyn, PA | The Peddie School |
| 11 | Nick Roy | DE | Fr. | 6-3 | 239 | Montreal, Quebec | Rabun Gap-Nacoochee School |
| 12 | Micah Woods | WR | Jr. | 6-0 | 182 | Pinson, AL | Pinson, AL/Hutchinson CC |
| 12 | Joe Andreessen | LB | Gr. | 6-1 | 234 | Depew, NY | Lancaster/Bryant |
| 13 | Kameron Olds | DE | So. | 6-4 | 245 | Richmond, VA | Midlothian/Fork Union Military Academy |
| 13 | Messiah Burch | ATH | Fr. | 5-10 | 170 | Staten Island, NY | Monsignor Farrell |
| 14 | Jackson Baltar | K/P | 5th | 5-11 | 180 | Orlando, FL | Bishop Moore |
| 14 | Caron Robinson | S | Jr. | 5-9 | 189 | Rochester, NY | Aquinas Institute |
| 15 | Cole Snyder | QB | 5th | 6-2 | 209 | Lakewood, NY | Southwestern/Rutgers |
| 15 | Pershaun Fann | NICK | R-Fr. | 6-0 | 209 | Moultrie, GA | Colquitt County |
| 16 | Alex McNulty | K | Gr. | 6-1 | 230 | Caledonia, NY | McQuaid Jesuit |
| 16 | Mason Cumbie | QB | Fr. | 6-2 | 200 | Hopewell, VA | Hopewell |
| 17 | Nik McMillan | WR | R-Fr. | 6-1 | 180 | Buffalo, NY | Dr. Henry Wise (MD) |
| 18 | Dion Crawford | LB | Fr. | 6-1 | 221 | Suwanee, GA | Collins Hill |
| 18 | Anthony Policare | QB | Fr. | 6-1 | 197 | Endwell, NY | Maine-Endwell |
| 18 | Devonyal Lofton | DE | Jr. | 6-2 | 215 | Forest, MS | Forest/East Mississippi CC |
| 19 | Jonathan Capo | S | So. | 6-0 | 198 | Wappingers Falls, NY | Ketcham |
| 19 | Javien Cuff | WR | Sr. | 6-2 | 180 | Vero Beach, FL | Vero Beach |
| 20 | Ja'Mori Coard | DT | R-Fr. | 6-3 | 280 | Crestwood, SC | Crestwood |
| 21 | Demarco Cuffey | CB | So. | 6-1 | 185 | Waldorf, MD | IMG Academy |
| 21 | Dylan Kedzior | RB | Jr. | 6-0 | 215 | Claremore, OK | Claremore/Hutchinson CC |
| 22 | Al-Jay Henderson | RB | So. | 6-0 | 200 | South Orange, NJ | Irvington |
| 23 | Devin Grant | S | So. | 6-4 | 190 | Elmont, NY | Holy Cross |
| 24 | Solomanie Bambara | DE | So. | 6-6 | 220 | Philadelphia, PA | Neumann Goretti |
| 25 | Jayden Lewis | S | Fr. | 6-0 | 190 | Buffalo, NY | Bennett |
| 27 | Mike Washington | RB | So. | 6-2 | 222 | Utica, NY | Cicero-North Syracuse |
| 28 | Marquis Cooper | CB | Jr. | 5-11 | 185 | Queens, NY | Paramus Catholic/Colgate |
| 30 | Joseph Giggie | RB | R-Fr. | 5-11 | 205 | Fairport, NY | Fairport |
| 30 | D'Andre Greeley | CB | So. | 6-0 | 194 | Monroe, LA | Ballard/Colorado State |
| 31 | Caleb Arena | S | Jr. | 6-1 | 190 | Pittsford, NY | Pittsford Mendon |
| 32 | Lamar Sperling | RB | Fr. | 5-10 | 189 | Akron, OH | Archbishop Hoban |
| 32 | Amonte Strothers | DB | R-5th | 6-1 | 191 | Homestead, PA | Steel Valley/Delaware |
| 33 | Caleb Tate | CB | Sr. | 6-0 | 206 | Tampa, FL | Tampa Catholic |
| 33 | Mark Anthony Scott, Jr. | RB | R-Fr. | 5-9 | 177 | Port Jefferson Station, NY | St. John the Baptist |
| 34 | Bodhi Ogg | TE | Fr. | 6-3 | 217 | White Plains, NY | Archbishop Stepinac |
| 35 | Brennan Clasgens | S | R-Fr. | 6-0 | 191 | Rochester, NY | Brighton |
| 37 | Evan Davis | LS | 5th | 5-10 | 207 | Fair Haven, NJ | Rumson-Fair Haven |
| 39 | Jamiere Munson | S | Fr. | 5-10 | 189 | Rochester, NY | Greece Athena |
| 43 | Charles McCartherens | CB | Fr. | 5-11 | 165 | Kennesaw, GA | North Cobb |
| 44 | Wyatt Molinich | TE | Sr. | 6-0 | 234 | Pittsford, NY | Pittsford Sutherland |
| 45 | Gio De Leon | LB | Jr. | 6-3 | 227 | Los Alamitos, CA | Los Alamitos/Cerritos College |
| 50 | Michael Tetteh | DE | Jr. | 6-3 | 244 | Bronx, NY | Cardinal Hayes |
| 51 | Nick Hemer | LS | R-Fr. | 6-4 | 188 | Harmony, PA | Seneca Valley |

| NO. | PLAYER | POS | CL | HT | WT | HOMETOWN | HS/PREVIOUS SCHOOL |
|-----|----------------------|-----|-------|-----|-----|----------------------|---|
| 52 | Shaun Dolac | LB | Sr. | 6-1 | 225 | West Seneca, NY | West Seneca East/Milford Academy |
| 53 | C.J. Bazile | DE | Sr. | 6-3 | 250 | Bayonne, NJ | Bayonne |
| 53 | Sidney Walker | OL | Gr. | 6-2 | 285 | Crestview, FL | Baker /Connecticut |
| 54 | James Carrington III | OL | Jr. | 6-3 | 304 | Buffalo, NY | St. Joseph's/Allegheny College |
| 55 | Kyler Laing | DE | Sr. | 6-1 | 254 | Tallahassee, FL | Amos P. Godby |
| 56 | Jake Zimmer | LB | Gr. | 6-1 | 235 | Penfield, NY | McQuaid Jesuit/Milford Academy |
| 59 | Konrad Krzyszton | DL | R-Fr. | 6-2 | 278 | Hamburg, NY | Frontier |
| 60 | Andrew Kerwin | OL | Jr. | 6-4 | 281 | Clarence, NY | Canisius |
| 66 | Dom Polizzi | OL | Sr. | 6-1 | 286 | Brockport, NY | Brockport |
| 67 | Alex Heining | OL | R-Fr. | 6-4 | 288 | Rochester, NY | Brighton |
| 68 | Liam Hamilton | OL | R-Fr. | 6-3 | 274 | Ossining, NY | Ossining |
| 69 | Gabe Wallace | OL | Gr. | 6-6 | 321 | Salmon Arm, BC | St. Andrew's College |
| 70 | Nick Zikuski | DT | Sr. | 6-3 | 270 | Binghamton, NY | Binghamton |
| 71 | Matt Pajuste | OL | So. | 6-4 | 282 | Philadelphia, PA | Martin Luther King |
| 72 | Nick Beans | OL | Gr. | 6-4 | 311 | Akron, OH | Manchester/Notre Dame |
| 73 | Henry Tabansi | OL | Fr. | 6-5 | 282 | Staten Island, NY | Moore Catholic |
| 74 | Isaiah Wright | OL | Jr. | 6-4 | 304 | North Plainfield, NJ | St. Peter's Prep/Rutgers |
| 75 | Jamarr Davis | OL | Jr. | 6-4 | 275 | West Point, MS | West Point/NW Mississippi CC |
| 76 | Nicholas Fronczak | OL | So. | 6-6 | 272 | Victor, NY | Victor |
| 77 | Caelan Shepard | OL | Sr. | 6-6 | 333 | Annapolis, MD | Broadneck |
| 78 | Tyler Doty | OL | Jr. | 6-5 | 333 | Gasport, NY | St. Joseph's Collegiate Institute |
| 79 | Trevor Brock | OL | So. | 6-6 | 310 | St. Louis, MO | Aftton/Iowa Western |
| 80 | Cameron Ball | TE | R-Fr. | 6-6 | 247 | Washington, DC | Gonzaga College |
| 81 | Jake Orlando | TE | R-Sr. | 6-6 | 245 | Buffalo, NY | Williamsville North/UMass |
| 82 | Mitch Viviano | TE | Fr. | 6-6 | 253 | Oxford, MI | Oxford/Fork Valley Military Academy |
| 83 | Tadd Barr | WR | Sr. | 6-0 | 188 | Pen Argyl, PA | Pen Argyl/Moravian University |
| 85 | Andrew Schnackenberg | TE | Jr. | 6-5 | 230 | Arkansas City, KS | Arkansas City/Coffeyville College |
| 86 | Aidan Walline | WR | So. | 6-2 | 193 | Clarence, NY | Clarence |
| 87 | Jeremy Yancey | WR | R-Fr. | 6-5 | 198 | Buffalo, NY | South Park |
| 88 | Ryan Daly | TE | So. | 6-6 | 220 | Mountain View, CA | St. Francis City College of San Francisco |
| 89 | Zion Carter | TE | Gr. | 6-6 | 257 | Odessa, FL | Berkeley Prep/Dartmouth |
| 90 | George Wolo | DT | Sr. | 6-0 | 275 | Columbia, MD | Our Lady of Good Counsel |
| 91 | Devin Morgan | DT | R-Fr. | 6-2 | 271 | Baltimore, MD | St. Frances Academy |
| 92 | Devonyal Lofton | DE | Jr. | 6-2 | 215 | Forest, MS | Forest/East Mississippi CC |
| 93 | Nick Reed | K | Fr. | 5-7 | 169 | Harrison, NY | Harrison |
| 94 | Anthony Venneri | P/K | So. | 6-0 | 225 | Hamilton, Ontario | St. Thomas More |
| 95 | Daymond Williams | DT | Gr. | 6-3 | 287 | Round Rock, TX | Cedar Ridge/Cisco College |
| 96 | Junior Poyser | DT | Fr. | 6-2 | 314 | Brampton, Ontario | Williston Northhampton School |
| 97 | Joey Hawryschuk | DE | R-Fr. | 6-3 | 241 | Victor, NY | Victor |
| 98 | Daishon Folsom | DT | Sr. | 6-2 | 286 | Pensacola, FL | Escambia/Hutchinson CC |
| 99 | Cornell Evans | DT | R-Fr. | 6-1 | 270 | Baltimore, MD | St. Frances Academy |

Head Coach: Maurice Linguist (3rd year)

Assistants: DJ Mangas (offensive coordinator/tight ends), Robert Wright (defensive coordinator), Ron Whitcomb (quarterbacks/recruiting coordinator), Matt Stansfield (offensive line), Cedric Douglas (defensive line), Kevin Sherman (wide receivers), Kevin Corless (linebackers), Bryan Applewhite (running backs), Holman Copeland (defensive backs), Mike Caputo (safeties) **Graduate Assistants:** Nathan Jones, Jackson Kimble, Cade Minton.

Head Strength Coach: Jeremy Cole **Sports Performance:** Ian Gilhousen, Jacob Byron, Chauncey Scissum **Football Operations:** Neil Herman **Director of Player Personnel/Pro Liaison:** Rich Massaro **Director of Recruiting & Scouting:** Ian Fried **Offensive Quality Control:** Kenrick Bruton **Offense Quality Control:** Sean McKeone **Offense Quality Control:** Sean Maguire **Offense Quality Control:** Robbie Mangas **Senior Special Teams Analyst:** Ethan Sheirer **Special Teams Quality Control:** Ryan Barry **Head Football Athletic Trainer:** Nick Mouyeos **Associate Head Athletic Trainer:** Andy Bliz **Team Nutritionist:** Emily Galbraith **Equipment Staff:** Megan Prunty, Tom Hersey **Video Coordinator:** Aaron Cantu **Administrative Assistant:** Julie O'Neill

BULLS BREAKDOWN

By Class

| | |
|---------------------|----|
| Redshirt-Fifth Year | 1 |
| Fifth | 6 |
| Graduates | 12 |
| Seniors | 19 |
| Juniors | 20 |
| Sophomores | 15 |
| Redshirt-Freshmen | 18 |
| Freshmen | 14 |

By State/Country

| | |
|----------------------|----|
| New York | 38 |
| Florida | 10 |
| Pennsylvania | 6 |
| New Jersey | 6 |
| California | 6 |
| Maryland | 5 |
| Mississippi | 5 |
| Georgia | 4 |
| Michigan | 4 |
| Canada | 4 |
| Virginia | 3 |
| District of Columbia | 2 |
| Ohio | 2 |
| Texas | 2 |
| Alabama | 2 |
| North Carolina | 2 |
| Oklahoma | 1 |
| South Carolina | 1 |
| Louisiana | 1 |
| Missouri | 1 |
| Kansas | 1 |



PRONUNCIATION GUIDE

The Players

| | |
|-------------------|--------------------------|
| Jackson Baltar | Ball-ter |
| Solomanie Bambara | Solo-Mah-nee Bahm-bar-ra |
| C.J. Bazile | Ba-ZEEL |
| Marcus Fuqua | FOO-kwah |
| Max Michel | Michelle |
| CJ Ogbonna | AHG-bonna |
| Caron Robinson | Cah-ron |
| Jyaire Stevens | JY-ear |
| George Wolo | Wah-low |

The Coaching Staff

| | |
|------------------|-----------|
| Maurice Linguist | Ling-wist |
|------------------|-----------|



BULLS CARRY MOMENTUM INTO '23

The University at Buffalo football team enters its third season under head coach Maurice Linguist and is doing so riding a bit of momentum. The Bulls defeated Georgia Southern in the 2022 Camellia Bowl for their third bowl win in program history.

The Bulls return 15 players that started in the bowl game, including four All-MAC selections.

Leading the way are a pair of defensive first-team All-MAC selections in linebacker **Shaun Dolac** and safety **Marcus Fuqua**, who was also an All-America selection after leading the nation in interceptions. They are two of five starters returning on the defensive side of the ball.

On offense, Buffalo returns six starters led by offensive lineman **Gabe Wallace** who was an All-MAC Third Team pick in 2022. Quarterback **Cole Snyder** returns under center after starting all 13 games a season ago.

Kicker **Alex McNulty** also returns as the reigning MAC Special Teams Player of the Year and is the program's career leader in nearly every kicking category.

Here is a position-by-position breakdown as the Bulls enter fall camp.

QUARTERBACK

Cole Snyder joined the program just a season ago, but has since developed into a reliable signal-caller for the Bulls. He started all 13 games in 2022 and became just the third quarterback in program history to throw for 3,000 yards.

Snyder, a local product who transferred to UB from Rutgers, threw for 3,030 yards and 18 touchdowns last season, joining Drew Willy and Tyree Jackson as the only quarterbacks to eclipse 3,000 yards in a single campaign.

Snyder will be the grizzled vet in the quarterback room as no other quarterback has taken a single snap for the Bulls.

Redshirt-freshman **Mike DePillo** is the only other returning quarterback. However, he didn't see any action last year.

The Bulls were able to bring in three transfer quarterbacks to help with the depth.

CJ Ogbonna is a transfer from Southeast Missouri State. A junior, Ogbonna spent two seasons with the Redhawks after transferring from Hutchinson Community College. He led the Blue Dragons to the 2020 national title.

Gunnar Gray is a JUCO transfer from San Diego Mesa College where he was a two-time first-team All-Conference selection. Gray threw for 4,048 yards and 40 touchdowns over 18 games.

Richie Watts is a JUCO transfer quarterback who spent last season at the College of San Mateo. In his lone season with the Bulldogs, Watts threw for 2,148 yards, 21 touchdowns to only two interceptions while completing 63 percent of his passes. He helped lead San Mateo to a 12-1 record and a CCCAA Football state title.

Mason Cumbie is a true freshman dual-threat quarterback from Hopewell High School in Virginia. He threw for 1,312 yards and 12 touchdowns as a senior.

Anthony Policare is a walk-on from Endwell, NY who adds depth to the position.

RUNNING BACK

The Bulls have significant depth at running back, returning three players who made at least one start in 2022.

Ron Cook is one of the most versatile backs on the Bulls roster and continues to be a key weapon. In 2022, he started the first 10 games of the season before suffering an injury. He rushed for 600 yards and four touchdowns and added 16 receptions for 207 yards.

Mike Washington showed promise as a redshirt-freshman in 2022. He led the Bulls in rushing with 625 yards and had a team-high seven rushing touchdowns. He added 23 receptions for 135 yards and a score.

Sophomore **Al-Jay Henderson** also showed flashes that he's ready to break through as a featured back. In 2022, he rushed for 301 yards and three touchdowns on the season. His 5.1 yards per carry average was tops among UB running backs.

New to the running back room is JUCO transfer **Dylan Kedzior**. The Oklahoma native transferred from Hutchinson Community College where he was a JUCO All-American after rushing for 1,090 yards and 11 touchdowns in 2022.

Fellow JUCO transfer **Jacquez Barksdale** joins the program from Coffeyville Community College where he played two seasons. He rushed for 553 yards on 90 carries for a 6.14 career yards per carry average.



SNYDER



COOK



2023 SEASON PREVIEW

2023 BUFFALO FOOTBALL

Lamar Sperling is a true freshman who was named 2022 Ohio Mr. Football after posting eye-popping numbers at Archbishop Hoban. He broke the Ohio state single-season record by rushing for 3,984 yards and 59 touchdowns his senior season.

Adding depth at running back include redshirt-freshmen **Mark Anthony Scott** and **Joseph Giggie**.

WIDE RECEIVER

The Bulls will have new faces at the wide receiver position after losing their top two targets, Justin Marshall and Quian Williams, to graduation.

Fifth-year **Marlyn Johnson** is the most experienced returning receiver. He appeared in all 13 games and made four starts in 2022. He had 17 catches for 133 yards on the year.

Graduate student **Cole Harrity** also appeared in all 13 games in 2022 and had 13 receptions for 170 yards and a touchdown on the season.

Bobbie Curry enters his second season with the Bulls after transferring from Arizona. He appeared in eight games a season ago and had six catches for 73 yards. His role will likely increase in 2023.

Buffalo has turned to several transfers that it hopes will be able to help immediately.

Darrell Harding is a graduate transfer from Duke where he spent four seasons. He appeared in 42 games and made five starts for the Blue Devils and totaled 35 catches for 452 yards (12.9 ypc) over his career.

Chance Morrow is a transfer Louisville where he redshirted in 2022 after a standout career at West Charlotte High School in North Carolina.

Qua Sanders is a JUCO transfer from Jones College. An all-conference selection, he totaled 63 catches for 702 yards and five touchdowns in his time with the Bobcats.

Micah Woods is a JUCO transfer from Hutchinson Community College where he spent two seasons and helped the Blue Dragons earn a birth in the 2022 JUCO National Championship game.

Also returning in 2023 and looking for a more expanded role are senior **Javien Cuff** and redshirt-freshman **Nik McMillan**.

Walk-ons **Tadd Barr**, **Aidan Walline** and **Jeremy Yancy** all add depth to the wide receiver unit.

TIGHT END

Tight end is another area in which the Bulls will have new names as UB doesn't return a single tight end who registered a reception a season ago.

Sophomore **Nicholas Fronczak** saw action in 10 games but primarily on special teams. He was an Academic All-MAC selection.

Cameron Ball is a redshirt-freshman who appeared in one game a season ago.

Senior **Wyatt Molinich** returns as well.

With the lack of experience at the position, the coaching staff turned to the portal and brought in four transfers.

Zion Carter is a transfer from Dartmouth where he spent four seasons and excelled as a blocking tight end.

Jake Orlando is a local product who transferred to Buffalo after spending four years at UMass. He played in 21 games over the last two years.

Ryan Daly is a transfer from the City College of San Francisco. In seven games at CCSF, he had 13 catches for 135 yards and four touchdowns.

Andrew Schnackenberg is a junior transfer from Coffeyville College. He totaled 13 receptions for 144 yards and two touchdowns while averaging 11.1 yards per catch.

Mitch Viviano is a freshman from Fork Union Valley Military Academy where he was a standout as both a tight end and a defensive end.

OFFENSIVE LINE

The Bulls return three starters on the offensive line and have turned to the transfer portal for added veteran experience.

Gabe Wallace has started every game of the last two seasons. He is a versatile offensive lineman who has played both guard and tackle. He was an All-MAC Third Team selection as a guard in 2022.

Junior **Tyler Doty** made a big leap from his redshirt-freshman to sophomore seasons a year ago. He appeared in all 13 game and started the last 10 games at right guard in 2022.

Isaiah Wright made an immediate impact after transferring from Rutgers prior to the 2022 campaign. He started all 13 games at left tackle and will likely return to the role in 2023.

Caelan Shepard is entering his fifth season and continues to develop.



HARRITY



WALLACE



2023 SEASON PREVIEW

2023 BUFFALO FOOTBALL



WILLIAMS



DOLAC

He worked his way into the rotation in 2022, appearing in 10 games.

Dom Polizzi appeared in nine games and made one start at right guard in 2022. He has also been taking snaps at center.

Graduate transfer **Sidney Walker** missed last season with an injury but should be healthy and able to help in 2023.

Other returners to the offensive line include **Matt Pajuste, James Carington, Konrad Krzyszton, Andrew Kerwin, Liam Hamilton.**

The Bulls did bring in a trio of transfers that could make an immediate impact.

Nick Beans is a transfer from Notre Dame College in Ohio where he was a three-year starter at center. He was a three-time All-MEC First Team selection.

Trevor Brock is a transfer from Iowa Western where he was a first-team All-American. He helped lead the Reivers to the 2022 National Championship.

Alex Heininger hails from Rochester and is transferring from Buffalo after spending one season at Central Michigan.

DEFENSIVE LINE

One of the strengths of the 2023 UB football team should be the defensive line. The Bulls should be especially stout in the middle of the defensive line as they return four players who saw significant action a season ago.

Daymond Williams has had two strong seasons at defensive tackle. A 2021 All-MAC selection, Williams has had 19 tackles for loss and 10 sacks over the last two seasons.

Jaylon Bass has been a nice compliment to Williams at the other defensive tackle spot. He started all 13 games in 2022 and had 21 tackles, four tackles for loss and half a sack on the season.

A senior, **George Wolo** started at defensive tackle in 2020 and 2021 and is a veteran of the defensive line. He has 67 career tackles as well as 9.5 tackles for loss and eight sacks.

Entering his third year with the Bulls, **Daishon Folsom** has been a reliable reserve over the last two seasons. He has totaled 30 tackles and 4.5 tackles for loss over the last two years.

Redshirt-freshmen **Ja'Mori Coard, Devin Morgan** and **Cornell Evans** should all factor into the defensive tackle rotation.

Walk-on **Nick Zikuski** will also add depth at the defensive tackle position.

Like defensive tackle, Buffalo returns depth at defensive end as well.

C.J. Bazile has seen time in the starting lineup in each of the last two seasons. Over those two seasons, Bazile started 11 games and totaled 61 tackles and 7.5 tackles for loss.

Max Michel has also seen time in the starting lineup in each of the last two seasons. In 2022, he played in 10 games and had 16 tackles, 1.5 tackles for loss, a sack and a forced fumble.

Kyler Laing was the Bulls' starting defensive end in 2022, before suffering a season-ending injury in just the second game of the season. He continues to rehab the injury and should be ready for the opener in September.

Kameron Olds made an immediate impact as a true freshman in 2022. He appeared in 11 games and registered six tackles and a tackle for loss.

Sophomore **Solomanie Bambara** and junior **Michael Tetteh** will also look to play a more prominent role in 2023.

JUCO transfer **Devonyal Lofton** is new to the Bulls this season. Over two seasons at East Mississippi Community College, he had 74 tackles, 15.5 tackles for loss and 11 sacks.

Redshirt-freshman **Joey Hawryschuk** and true freshmen **Nick Roy** and **Junior Poyser** add depth at defensive end.

LINEBACKERS

The linebacker unit is led by All-MAC First Team pick **Shaun Dolac** who is coming off one of the best seasons by a linebacker in program history. The senior led the Mid-American Conference and ranked second in the nation in tackles with 147. He posted a school-record 97 solo tackles which was tops in all of FBS.

While Buffalo has the fortune of returning one starting linebacker, the Bulls will need to replace three-time All-MAC linebacker James Patterson.

Senior **Caleb Tate** will look to have more expanded roles in 2023 and could challenge for a starting role. He has seen action primarily on spe-



cial teams over his career.

Khalil Murdock redshirted last season as a freshman but did appear in five games and looks to be ready for a more expanded role.

Walk-ons **Jake Zimmer** and **Justin Piwowarczyk** add depth to the position.

The coaching staff utilized the transfer portal and were able to bring in an FCS All-American in **Joe Andreesen**. A local product, Andreesen spent five seasons at Bryant where he set a school record with 116 tackles in 2022.

Dion Crawford is a freshman linebacker who enrolled at UB in January.

Jyaire Stevens is a transfer from Lafayette where he played four seasons. As a senior, he had 40 tackles, seven tackles for loss and 2.5 sacks.

Fellow transfer **Gio De Leon** spent the last two seasons at Cerritos College. He totaled 101 tackles, 8.5 tackles for loss and three sacks over his career.

Junior **Jalen McNair** and redshirt-freshman **Pershaun Fann** will likely battle for the nickelback job.

DEFENSIVE BACKS

The defensive backfield is led by safety **Marcus Fuqua** who is coming off one of the best seasons by a safety in program history. Fuqua led the nation in interceptions with seven en route to earning Associated Press All-America Third Team honors.

Injuries forced **Devin Grant** into a more prominent role as a true freshman in 2022. He appeared in eight games and was UB's starting safety in the Camellia Bowl.

Solomon Brown, entering his second season after transferring from Minnesota, played in nine games a season ago.

Demetrius Harris, a graduate transfer from Cornell, should also factor in at safety. He played in 30 games over three seasons with the Big Red.

Junior **Caron Robinson** made the move from running back to safety in the spring.

Also adding depth at safety include walk-ons **Jonathan Capo**, **Caleb Arena** and **Brennan Clasgens**.

Local standout **Jayden Lewis** from Bennett High School as well as Rochester-native **Jamiere Munson** join the team as freshmen.

At cornerback, the Bulls return one starter, **Caleb Offord**, who appeared in 12 games and made nine starts. He had 30 tackles, two tackles for loss, an interception, a team-best eight pass breakups and a fumble recovery on the season.

One of the most intriguing stories heading into 2023 in **Clevester Hines**. Originally recruited as a wide receiver, injuries forced the coaching staff to move Hines to cornerback for the Camellia Bowl. Hines was up for the challenge and against Georgia Southern, totaled seven tackles and three pass breakups in his first career start at the position.

Jayden Oliver started three games in 2022 before suffering a season-ending injury. He is healthy and will likely challenge for a starting role in 2023.

Sophomore **Demarco Cuffey** saw action in 2022 and could have a more expanded role in 2023.

The Bulls dipped into the transfer portal to help sure up the cornerback position. Joining UB in 2023 are **Marquis Cooper**, a junior transfer from Colgate, **D'Andre Greely**, a sophomore transfer from Colorado State and **Amonte Strothers**, a redshirt-fifth year from Delaware..

In addition, **Charles McCartherens**, a freshman from Kennesaw, GA, enrolled at UB in January.

SPECIAL TEAMS

Buffalo has the benefit of returning one of the strongest special teams units in the Mid-American Conference.

Alex McNulty returns for his fourth season as the Bulls starting kicker. He had arguably the finest season by a kicker in program history, making a single-season school record 24 field goals in 2022. He became the first UB player to be named MAC Special Teams Player of the Year.

Punter **Anthony Venneri** was a pleasant surprise for the Bulls. After walking on to the team, he started the final 10 games of the season and averaged 43.0 yards per punt - a single-season school record. He was named to the Football Writers Association of America (FWAA) Freshman All-America Team.

Jackson Baltar has seen time at kicker and punter for the Bulls and has shown to excel at both positions.

Evan Davis is back for his fifth season as long snapper.



FUQUA



MCNULTY



MAURICE "MO" LINGUIST

HEAD COACH BAYLOR, 2006 THIRD SEASON

Maurice Linguist is in his third season as head coach of the UB football program. Considered by many as one of the top young minds in all of college football, Linguist was named the University at Buffalo's 26th head coach on May 8, 2021. It was a homecoming of sorts for Linguist who was the Bulls' defensive backs coach in 2012 and 2013.

In 2022, only his second season with the program, Linguist led the Bulls to a 7-6 record, capped by a 23-21 victory over Georgia Southern in the Camellia Bowl. It was just the third bowl win in program history. He led Buffalo to a 5-3 record in Mid-American Conference play, the seventh time, since the joining the league in 1999, the Bulls had a winning record in MAC play.

A coach with extensive experience on the defensive side of the ball, it was of little surprise several of UB's defensive players had standout seasons. Safety Marcus Fuqua led the nation with seven interceptions and became just the third UB player to be named an Associated Press All-American. Linebacker Shaun Dolac ranked second in the nation with 147 tackles, including a school-record 97 solo stops which were more than any player in the FBS.

The Bulls had seven players named All-MAC, including kicker Alex McNulty who became the first player in program history to be named MAC Special Teams Player of the Year.

In his first season as the helm, Linguist led the Bulls to a 4-8 record with an injury-riddled squad.

Seven Bulls were named to the All-MAC team, including James Patterson who was a first-team selection at middle linebacker. A program-best 19 Bulls were named to the Academic All-MAC team, including offensive lineman Jack Klenk who was also an CoSIDA Academic All-District selection.

Linguist is regarded as one of the nation's top recruiters and has excelled in coaching at both the Power Five level and the NFL. He came to UB from Michigan where he served a brief stint as defensive backs coach/co-defensive coordinator since January. He joined the U-M coaching staff after spending the 2020 season as cornerbacks coach with the NFL's Dallas Cowboys.

In Dallas, Linguist directed a secondary that forced 10 interceptions while allowing the fifth-fewest passing first downs in the league (180). The Cowboys were also ranked in the top half of the league in pass yards allowed (11th), completion percentage against (10th), and takeaways (ninth). Linguist coached rookie cornerback Trevon

LINGUIST COACHING EXPERIENCE

| | |
|---------|--|
| 2021- | Buffalo (Head Coach) |
| 2021 | Michigan (Defensive Backs/Co-Defensive Coord.) |
| 2020 | Dallas Cowboys (Cornerbacks) |
| 2018-19 | Texas A&M (Cornerbacks) |
| 2017 | Minnesota (Defensive Backs) |
| 2016 | Mississippi State (Safeties) |
| 2015 | Iowa State (DBs/Passing Game Coordinator) |
| 2014 | Iowa State (Defensive Backs) |
| 2013 | Buffalo (DBs/Passing Game Coordinator) |
| 2012 | Buffalo (Defensive Backs) |
| 2009-11 | James Madison (Safeties) |
| 2008 | Valdosta State (Defensive Backs/Special Teams) |
| 2007 | Baylor (Graduate Assistant/Safeties) |

Diggs (three interceptions) to a strong first season in the league. Three of Dallas' four leading tacklers in 2020 were starters in the secondary, including former Wolverine Jourdan Lewis who set a career-high with 59 stops.

Linguist has worked with college secondaries at nine programs. Prior to heading to the NFL, he coached cornerbacks at Texas A&M (2018-19), defensive backs at Minnesota (2017), safeties at Mississippi State (2016) and defensive backs at Iowa State (2014-15)

At A&M, Linguist's secondaries limited opportunities for opponents and played tight coverage in key situations. Teams converted just 31.2 percent of third down tries (102-of-326) over his two seasons and A&M ranked ninth nationally in that category in 2018. The Aggies intercepted their opponents 19 times in his two seasons and made a habit of getting off the field. During the 2018 season, the defense was top-15 nationally in first downs allowed (221) and faced the fewest snaps against among all SEC teams.

Linguist helped the Aggies produce back-to-back top-six recruiting classes nationally in 2019 and 2020. He was the lead recruiter for five-star safety Jaylon Jones, the first five-star defensive back to sign with Texas A&M.

In his season at Minnesota, Linguist's secondary helped anchor a defense that finished No. 11 nationally with 174.5 yards allowed per game after listing 73rd in the NCAA a year earlier. The unit surren-



dered 16 touchdowns, a top-25 figure nationally and also ranked among the nation's best in first downs allowed (11th) and total defense (30th). Linguist was the lead recruiter for Rashod Bateman, the Big Ten's Wide Receiver of the Year. Linguist was promoted to assistant head coach following the 2017 season before accepting a position at Texas A&M.

At Mississippi State, Linguist led the safeties group which was responsible for seven of the team's 14 interceptions. Three safeties eclipsed the 50-tackle mark for the Bulldogs: Brandon Bryant (62, three PBUs), Kivon Coman (58, four PBUs), and Mark McLaurin (51, seven PBUs) were among the team's leading tacklers. The defense scored four touchdowns (No. 8, NCAA) and totaled 14 interceptions (No. 35, NCAA) during the 2016 season.

Prior to his time in Starkville, Linguist coached defensive backs at Iowa State (2014-15). He coached players to three All-Big 12 honors in his two seasons at Iowa State, including safety Kamari Cotton-Moya, a first-team All-American freshman team selection by the Football Writers' Association of America (FWAA). Cotton-Moya led the team in tackles and was named the conference's Freshman of the Year on defense. Linguist would help direct cornerback Brian Peavy to be a finalist for the award the following year.

In his time at UB, Linguist helped the Bulls finish second in the MAC East and reach the Famous Idaho Potato Bowl in 2013, at the time, the program's second bowl appearance. The unit ranked second in the league in interceptions (15), points per game allowed (24.4), and yards per game allowed (382.2). Linguist coached Najja Johnson to first-team all-conference honors and a career total of 38 pass breakups, second in program history. Johnson led the MAC in interceptions the year earlier as part of a Bulls unit that was tops in the conference in pass completion percentage allowed while ranking second in pass defense.

Linguist spent three years at James Madison, helping the program pull in the top FCS recruiting class during the 2012 cycle while the team reached the second round of the NCAA Football Championship Series Playoffs. Linguist's first full-time position was at Valdosta State, working with defensive backs and special teams. The Blazers went 9-3 and earned a No. 12 national ranking in Division II.

Linguist began as a graduate assistant at Baylor, his alma mater, working as a graduate assistant with the strong safeties and rover backs. During his career at Baylor, he was a defensive MVP and honorable mention All-Big 12 selection. He made 24 starts in 42 appearances as a strong safety from 2003-06. A native of Dallas, Texas, Linguist graduated from Baylor with degrees in communications (2006) and a master's in health, human performance and recreation (2007). He was an Academic All-Big 12 honoree.

Linguist and his wife, Stacie, have one daughter, Maura, and two sons, Lance and Leon.





DJ MANGAS

OFFENSIVE COORDINATOR/TIGHT ENDS
WILLIAM & MARY '12
FIRST SEASON AT BUFFALO

DJ Mangas begins his first season as offensive coordinator and tight ends coach. He brings over 11 years of coaching experience at both the collegiate and NFL levels.

Mangas had two stints at LSU where he served as an offensive analyst in 2019 and the team's pass game coordinator in 2021. As offensive analyst, he helped put together the most prolific offensive in SEC history, averaging 48.4 points and 568.4 total yards per game in 2019. That year, LSU won the national championship, scoring 50 or more points seven times and winning all but two games by double-digits.

He spent the 2020 season in the NFL as an offensive coaching assistant with the Carolina Panthers. He was part of a Carolina offensive coaching staff that produced four players with over 1,000 scrimmage yards in a season as the Panthers become only the fifth team in the Super Bowl era to accomplish such a feat.

Mangas served five years on the William & Mary coaching staff from 2014-18. He coached running backs for three seasons and then was elevated to offensive coordinator for his final two years with the Tribe.

Mangas had four players earn all-conference honors during his first year as offensive coordinator. Two of his former players – offensive linemen Chris Durant and Connor Hilland – signed free agent NFL contracts.

Under Mangas' direction as a running backs coach for William & Mary, both Mikal Abdul-Saboor (3,108) and Kendall Anderson (3,082) etched their names in the Tribe's record books and finished their illustrious careers as two of the most productive running backs in school history, ranking fourth and fifth, respectively, on the program's all-time rushing list.

He began his coaching career as the quarterbacks coach at Hampton-Sydney College in 2012 and running backs coach at Georgetown in 2013. Most recently, he served as a defensive analyst at UCF this past season.

Mangas is a 2012 graduate of William and Mary where he was a wide receiver for the Tribe. A four-year letterwinner at W&M, Mangas led the Tribe in receptions (45), receiving yards (591) and touchdown catches (5) during his senior season in 2011. Additionally, he earned the team's 2011 Inspirational Award, which is given to the player who exemplifies great leadership.

He is the older brother of Robbie Mangas who was the Bulls' starting tight end in 2022.



ROBERT WRIGHT

DEFENSIVE COORDINATOR
MIAMI '15
FIRST SEASON AT BUFFALO

Robert Wright is in his first season as UB's defensive coordinator.

Wright came to Buffalo from Duke where he served as a senior defensive analyst in 2022. Working with defensive coordinator Robb Smith, he helped lead the Blue Devils to a 9-4 record and a victory over UCF in the 2022 Military Bowl.

Wright spent the 2021 season at Iowa State as a Special Teams Analyst. While in Ames, IA, Wright was responsible for organizing all aspects of the special teams unit, including meetings, daily practice plans, scouting reports and game plans. During his short time with the Cyclones, Wright helped the program to a 7-6 record, including an appearance in the 2021 Cheez-It Bowl. He also mentored kicker Andrew Mevis, who garnered Lou Groza Award semifinalist accolades.

Prior to Iowa State, Wright spent two seasons (2019-20) at Texas A&M University as a defensive graduate assistant where he worked with Linguist. During his time in College Station, Texas A&M posted an overall record of 17-6, including consecutive

bowl game victories over No. 25 Oklahoma State (2019 Academy Sports + Outdoors Texas Bowl) and No. 13 North Carolina (2020 Capital One Orange Bowl).

Before that, Wright served in two different roles at the University of Illinois for the 2016-18 seasons. He joined the Illini as a defensive graduate assistant (2016-17) before being elevated to a defensive quality control analyst for his final year (2018). While in Champaign, Wright worked primarily with the linebackers and nickelbacks.

Wright got his coaching start as a special teams quality control coach at his alma mater the University of Miami. He spent the 2015 season helping coach punter Justin Vogel, who was a Ray Guy Award semifinalist, who recorded 67 punts for 2,846 yards (42.5 avg.) that year. The Hurricanes finished the season with an 8-5 mark, including an appearance in the Hyundai Sun Bowl.

Before his coaching stint with the Hurricanes, Wright was a member of the football program at Miami for the 2011 season. He later went on to earn a bachelor's degree in economics from the University in 2015. He also obtained his master's degree in sport administration from Illinois in 2017.



RON WHITCOMB

QUARTERBACKS/RECRUITING COORDINATOR
MAINE '06
THIRD SEASON AT BUFFALO

Ron Whitcomb is in his third season as an assistant on Linguist's staff. After serving as tight ends coach in 2021 and 2022, he will coach the quarterbacks beginning in 2023. He also serves as UB's recruiting coordinator.

In 2022, tight ends combined for 32 receptions for 300 yards on the season, led by Robbie Mangas who had 16 catches for 141 yards - the most receptions by a UB tight end since 2019.

Tight ends Trevor Borland and Nicholas Fronczak were both named to the Academic All-MAC team.

He helped lead the Bulls to a victory over Georgia Southern in the Camellia Bowl for UB's third bowl win in program history.

Under Whitcomb in 2021, there was an increase in productivity from the tight end position over the previous two seasons. Tight ends accounted for 27 receptions for 276 yards and three touchdowns in 2021 - their highest output since the 2018 campaign.

Tight ends Jake Molinich and Trevor Borland were both named to the Academic All-MAC team.

Whitcomb began his career at UB in 2020 as the team's scouting coordinator and offensive analyst. The Rochester native spent the previous 12 seasons as quarterbacks coach at Old Dominion.

Whitcomb guided quarterback Blake LaRussa to a 3,000-yard season that saw the junior signal-caller finish No. 14 in FBS with 274.1 passing yards per game. That number jumps to 300 yards per game when taking out the two games where he played sparingly. In ODU's 49-35 stunner over No. 13 Virginia Tech, LaRussa passed for 495-yards and four touchdowns. The 495-yards was a C-USA high in 2018 and the second most ever allowed by a Tech defense. LaRussa earned multiple National Player of the Week awards and was named C-USA Player of the Week. LaRussa finished second in C-USA with 274.1 yards per game and led league quarterbacks with six, 300-yard passing games.

LaRussa was the second quarterback in ODU history to throw for 3,000 yards in a single-season, throwing for 3,015, and joining current NFL QB Taylor Heinicke in that regard. LaRussa earned C-USA honorable mention honors, becoming the third ODU quarterback in the Monarchs' five years in the league to earn All-C-USA honors, joining Heinicke and David Washington.

A year after graduating senior quarterback David Washington, the ODU offense was taken over by true freshman Steven Williams in 2017. Williams' first career start came at Virginia Tech and the improvement each week from the then 17-year old was noticeable. In the final four games of the year, Williams completed 68 percent of his passes for 664 yards, two touchdowns and no turnovers, while rushing for 101 yards and two more touchdowns. Williams was named to the Conference USA All-Freshman Team.

Whitcomb groomed quarterback David Washington to the second-best



touchdown to interception ratio in the country in 2016 to help ODU to a 10-3 overall record and victory in the Popeyes Bahamas Bowl. Washington passed for 2,836 yards and 31 touchdowns in his first full season as a starter, after playing wide receiver most of the previous two seasons.

Whitcomb guided current Washington Football player Taylor Heinicke to a tremendous four-year career as 2015 was the first time since 2011 that Heinicke was not behind center. Shuler Bentley and David Washington split the QB duties, combining to complete 234-for-432 for 2,2587 yards and 20 touchdowns. Bentley started the year at quarterback and led a come-from-behind win at Eastern Michigan in the opener and a win over Norfolk State before Washington came in vs. Charlotte for the second series, going 25-of-43 for 365 yards and four touchdowns for a dramatic 37-34 win over the 49ers. Washington led ODU to wins over UTSA and UTEP before suffering a season-ending injury at Southern Miss.

Whitcomb guided four-year starting quarterback Taylor Heinicke to one of the best statistical careers of any Division I quarterback ever. Heinicke ranks third all-time among FBS quarterbacks in total yards of offense with 16,279 and sixth in career passing yards with 14,959. Heinicke's 132 career touchdown tosses is fourth most all-time, just two behind Texas Tech's Graham Harrell for third place.

In 2012, the Monarchs led the FCS in scoring offense with 45.15 points per game, passing offense at 393.85 and total offense with 548.23 yards per game. Whitcomb helped lead Taylor Heinicke to the most prolific season by a quarterback in FCS history. Heinicke led the nation in passing yards, passing yards per game, touchdown passes, total TD's, total offense and points responsible for. Heinicke set FCS single-season record for passing yards and completions. Heinicke threw for 5,076 passing yards surpassing Steve McNair's record of 4,863 he set for Alcorn State in 1994. Heinicke's 398 completions broke Brett Gordon's mark of 385 he set in 2002 for Villanova. Heinicke won the Walter Payton Award given to the Best Player in the FCS, becoming just the second sophomore ever to win the award. The 2012 season also saw Heinicke earn CAA Offensive Player of the Year honors and first-team All-CAA honors. He received First-Team All-America honors by seven organizations and won the Dudley Award for the best Division I Player in the state of Virginia.

Under Whitcomb's watch, the Monarchs had a two-time Walter Payton Watch List member in Thomas DeMarco in 2010 and 2011 and the College Football Performance Awards FCS National Performer of the Year, Jerry Rice Award Runner-Up, and the Payton Award Winner in Heinicke.

Before joining the Old Dominion staff, Whitcomb was a four-year starter at the University of Maine from 2003-2006.

Whitcomb, departed as the Black Bears' all-time leader in completions (755), total offense (8,801) and touchdown passes (68). His 8,183 passing yards ranked second, as did his .592 completion percentage. One of three senior captains at Maine in 2006, Whitcomb was named the Atlantic-10 and Eastern College Athletic Conference (ECAC) Rookie of the Year as a redshirt freshman after passing for 2,428 yards and 21 touchdowns. The passing yardage was the most by a freshman in Atlantic-10 history and he also established a new school record with touchdown passes in 11 straight games.

A standout off the field as well, Whitcomb was honored as the 2006-07 Atlantic-10 Student-Athlete of the Year. He earned his B.S. in education from Maine in 2006 and a M.S. Ed. in educational leadership at Old Dominion University in 2009.

For the last three seasons, Whitcomb has participated in the annual Lauren's First and Goal Football Camp at Lafayette College. The one-day clinic features nearly 275 college coaches who volunteer their time to teach aspiring football players the in-and-outs of the game and raise money for Lauren's First and Goal, a charitable organization created to support pediatric brain tumor research and support local pediatric cancer services.



MATT STANSFIELD

OFFENSIVE LINE
DUQUESNE '07
THIRD SEASON AT BUFFALO

Stansfield is in his third season as the Bulls' offensive line coach.

In 2022, Buffalo's line blocked for an offense that ranked in the top five in the conference in scoring offense (28.5), total offense (377.2) and passing offense (235.3).

For the second straight season, two offensive linemen were named All-MAC as right tackle Desmond Bessent and left guard Gabe Wallace were both named All-MAC Third Team. In addition, Tyler Doty and Dom Polizzi were named Academic All-MAC.

He helped lead the Bulls to a victory over Georgia Southern in the Camellia Bowl for UB's third bowl win in program history.

Stansfield came to Buffalo in 2021 and, in his first season, the Bulls ranked second in the MAC in fewest sacks allowed with 16. In addition, UB ranked fifth in the MAC in rushing - averaging 195.5 yards per game. The line blocked for running back Dylan McDuffie who rushed for 1,049 yards - the 10th best single-season effort in program history.

Two starters on the offensive line were named to the All-MAC team. Left tackle Jake Fuzak was named to the second team and guard Jack Klenk was named to the third team. In addition, five members of the offensive line were named Academic All-MAC.

Stansfield came to UB after spending the previous five seasons as run game coordinator and offensive line/tight ends coach at Duquesne. A former player and coach at Duquesne, he returned to his alma mater after serving as offensive coordinator at Waynesburg for four seasons.

Duquesne, which has ranked among the Top 50 nationally in rushing offense in each of the past five seasons, has seen five backs combine to post 33 100-yard games since Stansfield's return to The Bluff.

Last season, running back A.J. Hines capped his standout career becoming the program's all-time leading rusher with 4,629 career rushing yards. The running back earned his fourth consecutive All-NEC award, sharing the backfield with fellow All-NEC selection Mark Allen. The pair became the first two running backs to garner All-NEC honors in the same season since the Dukes joined the conference in 2008.

A big part of the the Duquesne duo's success running the ball was the Dukes' offensive line, keyed by All-NEC picks Sterling Jenkins and Gabe Spurlock. Stansfield and the Duquesne O-line ranked 26th in the country with the fewest sacks allowed at 1.55 per game.

In 2018, Stansfield and the Dukes' running game enjoyed a standout campaign which saw Duquesne claim its fifth NEC crown, as the Dukes earned their second Football Championship Subdivision (FCS) Playoff berth and won their first FCS Playoff contest in program history.

Running back A.J. Hines garnered NEC Offensive Player of the Year honors and was recognized as a finalist for the STATS FCS Walter Payton Award for the top offensive player at the FCS level. He closed out the season third in the country in rushing yards and sixth in the nation in rushing touchdowns, tallying a program-record six-straight 100-yard rushing performances during a six-game winning streak for Duquesne.

Hines - who has earned three straight First Team All-NEC nods with three 1,000-yard seasons in a row - enters his senior season in 2019 as the FCS active leader in career rushing yards and rushing touchdowns.

Stansfield also coached a pair of All-NEC performers on the offensive line in Alex Conley and Matt Fitzpatrick, who helped pave the way for Hines' 20 100-yard rushing games over the last three seasons.

Additionally under Stansfield's guidance, tight end Stew Allen finished with five touchdown receptions on the season.

In 2017, the Dukes paced the NEC in rushing offense (198.5 ypg.) keyed by Hines, who posted his second consecutive 1,000-yard season.

In 2016, Hines ran for 100 yards seven times on his way to winning the STATS FCS Jerry Rice Award.

Prior to returning to Duquesne, Stansfield guided Waynesburg's offense to



new heights, as the team averaged over 400 yards per game in 2014. In 2013, Waynesburg averaged 387.3 yards per game, including a 283.8 ypg. through the air. The 2012 offense featured a physical running attack that averaged a conference-best 201.9 yards per game while allowing just five quarterback sacks all season.

Prior to his appointment at Waynesburg, Stansfield was Duquesne's running backs coach and run game coordinator from 2009-11.

In 2011, Duquesne (9-2) rushed for an average of 212.8 yards per game - a mark that led the NEC and ranked 15th nationally. Then-junior Larry McCoy spearheaded the ground game with 1,381 yards. McCoy's 117.4 yards rushing per game ranked 11th nationally.

Prior to his stint at Duquesne, Stansfield spent one year (2008) at Howard University, where he worked with the school's defensive line.

Stansfield played center for Duquesne from 2003-07, where he was a member of five MAAC championship teams. The Meadville native, who served as a team captain as a senior, earned all-MAAC honors in 2006 & 2007. He was a Don Hansen honorable mention FCS Mid-Major All-American in 2006.

Stansfield graduated from Duquesne in 2007 with a degree in accounting. He added an MBA from his alma mater in 2010 and completed a second master's degree in education at Waynesburg in 2015.

Stansfield and his wife, Jamie, have two sons, Jack and Luke.



CEDRIC DOUGLAS

DEFENSIVE LINE
NORTHERN MICHIGAN '11
THIRD SEASON AT BUFFALO

Cedric Douglas is in his third season as UB's defensive line coach.

Following his second season, Douglas was selected to participate in the 35 Under 35 Coaches Leadership

Institute.

He helped lead the Bulls to a victory over Georgia Southern in the 2022 Camellia Bowl for UB's third bowl win in program history.

The Bulls had an aggressive defensive line in 2021. UB ranked second in the Mid-American Conference in sacks per game (3.1). In Buffalo's win over Akron, the Bulls had a program-record 11 sacks, including a school-record 3.5 sacks by defensive end Kyler Laing.

Defensive tackle Daymond Williams was named All-MAC Second Team. The JUCO transfer led the Bulls and ranked sixth in the MAC in sacks with 6.5. He added 46 tackles and 10.5 tackles for loss while playing both defensive tackle and defensive end.

Prior to coming to Buffalo, Douglas spent two seasons as defensive line coach at Massachusetts. Douglas joined the program following time spent coaching at the scholastic and collegiate levels over the prior seven years.

Douglas' efforts are focused on the defensive tackles, an area that emerged as a strong point on the UMass defense in 2020.

Douglas worked with the youthful defensive line throughout the 2019 season, that featured 13 different starters throughout the season due to injuries. In total, the defensive line accounted for 215 tackles on the year, including 22.0 TFLs.

Most recently, Douglas helped Arkansas State reach back-to-back bowl games in 2017 and 2018, during which he was a graduate assistant working with the defensive line. His efforts in guiding the defensive line led to a pair of major awards for Red Wolves standouts as Ja'Von Rolland-Jones won 2017 Sun Belt Player of the Year and Ronheen Bingham followed as the 2018 Sun Belt Defensive Player of the Year. Both also won All-Sun Belt First Team during their respective seasons.

The 2018 Arkansas State team went 8-5 overall, including five wins in the Sun Belt and earned a berth in the NOVA Home Loans Arizona Bowl. The defensive line featured prominently into the team's success as the Red Wolves' overall defense ranked among the nation's leaders in tackles for loss (No. 13), total defense (No. 17), first down defense (No. 21) and red zone defense (No. 27).

Arkansas State finished Douglas' first year with the team sporting a 7-5 overall record, a 6-2 mark in the Sun Belt and an appearance in the Camellia Bowl. The defense again ranked among the nation's most prolific, including a spot in the

top-10 with 8.8 tackles for loss per game (No. 6).

Douglas spent 2016 as defensive line coach and academic liaison at Hutchinson Community College in Kansas. During his lone season at Hutchinson, the Blue Dragons defense ranked No. 12 in the nation in scoring defense (18.0 ppg), No. 10 in total defense (242.0 ypg) and No. 13 in rushing defense (91.0 ypg).

Hutchinson's defense at Hutchinson led the conference and ranked 14th nationally in sacks with 44, and the defensive line accounted for 24.5 of those to go along with 74.5 tackles for loss.

Douglas tutored two All-Region VI First Team selections, including Ronheen Bingham and J.J. Holmes. He also coached second team all-conference pick Tayland Humphrey, the No. 1 JUCO defensive tackle in the nation for his signing class.

Douglas went to Hutchinson after serving as the tight ends coach and recruiting coordinator at Coffeyville Community College in Kansas during 2015. The Red Dragons posted an 8-3 record, while their offense ranked No. 5 in the nation in scoring (over 50 ppg) and No. 8 in total offense (over 480 ypg). He coached Second Team All-Jayhawk Conference selection Trevor Neloms as well.

The 2013 and 2014 seasons saw Douglas coach at Ave Maria University in Florida in multiple roles.

Working as the running backs and return specialist coach in 2013, Douglas was part of the staff that achieved the program's first winning season while also being recognized as the NAIA Independent Conference champions. The Ave Maria staff was selected to coach the NAIA All-Star Team in the NAIA vs. Division II All-Star game.

During 2013, Douglas tutored USCAA All-America running back Scott Jones, who led the team with 12 rushing touchdowns, while the kick return unit averaged 23.2 yards per attempt. Ave Maria went 8-2 overall on the year, the most wins in a single season in the history of the program.

Douglas was promoted to recruiting coordinator in 2014 and also moved from running backs coach to wide receivers coach. The 2014 season saw his receiving corps post over 2,200 receiving yards and 20 touchdowns, both of which led the conference. He coached Travis Makauskas, who led the league in receptions, yards and touchdowns and was selected for the 2014 NAIA vs. D2 All-Star Game.

Douglas began his coaching career at Lincoln High School in the fall of 2012, operating as the varsity outside linebackers and running backs coach. He helped lead the team to a 6-3 record, and the squad produced three all-conference players.

The Milan, Michigan, native was a member of the Northern Michigan University football team from 2007-11, appearing in 35 games as a linebacker and defensive end while recording 89 tackles, 9.0 sacks and two interceptions.

Douglas earned his bachelor's degree in special education/secondary education in 2011.



KEVIN SHERMAN

WIDE RECEIVERS
FERRUM, '92
SECOND SEASON AT BUFFALO

Kevin Sherman is in his second season as wide receivers coach.

In his first season at UB, he oversaw a very productive wide receiver unit. Justin Marshall had 64 catches for 837 yards and Quian Williams had 61 grabs for 743 yards. It marked just the second time in the last 13 years that two UB receivers registered over 700 receiving in the same season.

Williams was named All-MAC Third Team and finished his two-year career in Buffalo 10th in program history with 125 receptions. Marshall was named the MVP of the Camellia Bowl after hauling in 11 catches for 127 yards and a touchdown against Georgia Southern. His 11 receptions were two shy of the single-game school record.

Sherman has over 30 years of coaching experience, coaching in four BCS bowl games and 11 bowl games total. He most recently was the assistant head coach and coached the wide receivers at Murray State. In his time with the Racers, LeMarte Brooks was an All-OVC First Team selection and Jacob Bell earned second-team All-OVC honors.



From 2000-18, Sherman worked with power five programs, including three ACC teams. He coached in five ACC Championship games, winning three titles.

From 2015-18, Sherman was the wide receivers coach at Pittsburgh. He coached the Panthers' all-time leading receiver Tyler Boyd.

From 2013-14, Sherman was the wide receivers coach at Purdue. He coached Deangelo Yancey who was named to the 2013 Big Ten All-Freshman Team.

Sherman spent seven years at Virginia Tech as wide receivers coach (2006-12). He coached standouts Jarrett Boykin and Danny Coale, at the time, the top two receivers in Hokies' history in terms of receptions and receiving yards. Both starring at Tech from 2008 to 2011, Boykin finished his collegiate career with 184 receptions for 2,884 yards and 18 touchdowns, while Coale recorded 165 catches for 2,658 yards and eight scores. During his time at Virginia Tech, the Hokies went a combined 60-22 with seven bowl appearances, including four BCS bowl bids (2007 Orange, 2008 Orange, 2010 Orange and 2011 Sugar).

Prior to Virginia Tech, Sherman spent five seasons at Wake Forest University (wide receivers), four at MAC-foe Ohio (wide receivers), four at Virginia Military Institute (recruiting coordinator), two at Methodist College (wide receivers) and one at his alma mater Ferrum College (student assistant).

A native of Radford, VA, he graduated from Ferrum in 1992, after serving as the team captain of the football team and being elected as the team MVP as a senior in 1990. He was inducted into Ferrum's Hall of Fame in 2012.



KEVIN CORLESS

LINEBACKERS
NORTHWEST MISSOURI STATE
SECOND SEASON AT BUFFALO

Kevin Corless is in his second season as linebackers coach at Buffalo.

Corless made an immediate impact with the Bulls as the linebacker unit was one of the strongest on the

team in 2022. Starting linebackers Shaun Dolac and James Patterson were both named All-MAC.

Dolac was a first-team selection after leading the Mid-American Conference and ranking second in the nation in tackles with 147. He had a school-record 97 solo tackles which was tops in the nation. Patterson was named to the All-MAC Second Team after totaling a career-best 120 tackles and finishing his career with 417 tackles, fourth in program history.

He helped lead the Bulls to a victory over Georgia Southern in the Camellia Bowl for UB's third bowl win in program history.

Corless brought over 30 years of coaching experience to Buffalo, most recently serving as linebackers coach at Samford.

He was the linebackers coach for Samford's 2021 spring and fall seasons. Upon his arrival, the Bulldogs made dramatic improvements, including moving from last to first in the Southern Conference in takeaways, interceptions and opponent third-down conversion.

Corless arrived at Samford from Army West Point, where he served as the inside linebackers coach from 2014 to 2019. He helped lead the Black Knights from a 2-10 season in 2013 to averaging nearly 10 wins a season over the 2016, 2017 and 2018 campaigns, earning 29 wins. The 2018 team won 11 games, the most in school history.

Prior to Army, Corless spent two seasons at Georgia Southern. In 2012, he guided the linebackers and then served as co-defensive coordinator with Jack Curtin in 2013. The 2012 squad advanced to the FCS national semifinals and the 2013 team beat Florida, but was not eligible for postseason play as the Eagles made the jump to FBS.

Prior to joining the Georgia Southern staff, Corless spent nine years at Arkansas State. He was the co-defensive coordinator for the first seven years before handling the defense solely his last two seasons. In addition, he oversaw the linebackers and punt return units.

Rivals.com named Corless the Sun Belt "Defensive Coordinator of the Year" for the accomplishments of his 2009 Red Wolves' defense. That season capped a four-year run that saw the defense claim either first or second in each of the league's five major defensive statistical categories.

Corless has guided seven players who have been selected in the NFL draft since 1998, including second-round choice Tyrell Johnson, the 2007 Sun Belt Conference Defensive Player of the Year. Corless mentored Alex Carrington to the league's top defensive honor and a third-round selection by the Buffalo Bills. DeMario Davis is the most recent of Corless' charges to be drafted when he was chosen in the third round by the New York Jets in 2012. He guided 10 All-Sun Belt Conference linebackers and three Freshmen All-America choices.

Corless was at Northwestern State in 1995 as a defensive line coach and was elevated to co-defensive coordinator in 1999 with oversight of the linebackers during his final three seasons. Northwestern State made NCAA FCS playoff appearances in 1997, 1998 and 2001 and won two Southland Conference titles.

Corless played and graduated from Northwest Missouri State and spent two seasons as a graduate assistant where the team went 10-2 and qualified for the national playoffs. He moved to Montana Tech to mentor linebackers and serve as special teams coordinator. During his eight seasons, he helped the Orediggers transform from winless in three seasons into conference champions and an NAIA playoff team in 1992.

Corless and his wife Stacey have three children, Anne, Caitlin and Joe.



BRYAN APPLEWHITE

RUNNING BACKS
NORTHERN COLORADO '98
FIRST SEASON AT BUFFALO

A coaching veteran of over 20 years, Bryan Applewhite is in his first season as running backs coach at Buffalo. He comes to UB from Nebraska where he spent the 2022 campaign.

In his lone season with the Huskers, he coached Anthony Grant who rushed for 915 yards, the highest total by a Husker since 2018. True freshman Ajay Allen showed his potential by averaging 5.8 yards per carry over the season's first four games before he suffered a season-ending injury.

Prior to arriving at Nebraska, Applewhite spent two seasons at TCU. He helped the Horned Frogs rank in the top 30 nationally in rushing both seasons. TCU was the Big 12 rushing champion in 2020, averaging 214.7 rushing yards per game to rank 20th nationally in rushing. The Horned Frogs then finished 30th in the country in 2021 at 196.3 rushing yards per game. In 2020, TCU had three running backs top 100 yards in a single game, with true freshmen Zach Evans (7.7 ypc) and Kendre Miller (7.2 ypc), posting the second- and fifth-best yards per carry averages in Horned Frogs history, respectively.

Applewhite spent five seasons as running backs coach at Colorado State from 2015 to 2019. He also took on the added responsibility as the Rams' recruiting coordinator in 2018 and 2019. In his time at CSU, the Rams posted two of their top five season marks in total offense and points per game. Colorado State reached three bowl games in five seasons while Applewhite was on staff.

Applewhite's Colorado State running backs posted 24 individual 100-yard rushing games. Ram running backs Izzy Matthews and Dalyn Dawkins each finished in the top eight on the CSU career rushing list under Applewhite's guidance.

Applewhite coached for five years at Louisiana-Monroe from 2010 to 2014, working with the running backs and coordinating the Warhawks' recruiting efforts. He coached two all-conference running backs while at ULM. In 2012, his running backs combined for 19 total touchdowns as the Warhawks finished with eight wins and played in the Independence Bowl, the school's first bowl games since joining the FBS in 1994.

He spent one season at FCS Montana State in 2009. In his lone season, Applewhite coached a running back tandem that combined for more than 1,100 rushing yards and 10 touchdowns.

Applewhite was at Wyoming for six seasons as running backs coach from 2003 to 2008. While at Wyoming, Applewhite tutored two of Wyoming's four all-time leading rushers in Devin Moore and Wynel Seldon.

He spent four seasons from 1999 to 2002 coaching at his alma mater, Northern Colorado. He first served as a graduate assistant in 1999 and was elevated to a full-time assistant coach in 2000. The Bears played in the Division II playoffs in both 1999 and 2002 while Applewhite was on the coaching staff.

Applewhite was a standout fullback at Northern Colorado from 1994 to 1998. He



played on teams that won two NCAA Division II National Championships (1996 and 1997), competed in the Division II Playoffs four straight seasons (1995-98) and won North Central Conference crowns during his junior and senior seasons.

He graduated with his bachelor's degree from Northern Colorado in 1998 and his master's degree in 2001.

Applewhite has served as a member of the American Football Coaches' Association (AFCA) Minority Advancement Committee since 2006 and was recently reappointed to the Committee. In 2007, he was named to the AFCA Assistant Coaches' Committee and participated in the 2004 AFCA Coaches' Academy.



HOLMAN COPELAND

DEFENSIVE BACKS
CLARION '07
FIRST SEASON AT BUFFALO

Holman Copeland is in his first season as defensive backs coach.

It's a homecoming of sorts for Copeland who was a graduate assistant on the UB staff in 2012 and 2013. He spent the last four seasons at as cornerbacks coach at Delaware. He was promoted to recruiting coordinator prior to the 2022 campaign.

In 2022, the Blue Hens went 8-5 and advanced to the second round of the FCS playoffs. Delaware led the CAA in total defense, passing defense and scoring defense. They totaled eight interceptions and 33 pass breakups on the season. Cornerback Justin Henley was named as All-CAA Second Team selection.

In 2021, the Delaware defense ranked fifth in the CAA in passing defense, allowing just 204.9 yards per game through the air. UD's cornerbacks had a stellar season as they combined for five interceptions and 16 pass breakups. Nijuel Hill was an All-CAA Second Team selection and eventual signed with the Washington Commanders as an UDFA.

During the Blue & Gold's run to the FCS Semifinals in the 2020-21 spring season, the defense was absolutely dominant leading the CAA in both scoring defense (14.4 ppg) and passing defense (118.4 ypg). Hill earned his first All-CAA nod as he was named to the second team while also earning Second Team All-American (Stats Perform) honors.

Prior Delaware, Copeland spent two seasons (2017-18) at William & Mary where he was the secondary coach and an assistant special teams coordinator. During his first season in Williamsburg, Copeland was instrumental in developing W&M's secondary. He helped mentor two of the league's top players in Aaron Swinton and Raeshawn Smith and safety Corey Parker was an All-CAA Third Team selection.

The Tribe had two members of its secondary earn All-CAA honors in 2018, led by safety Isaiah Laster earning a second team nod. Parker earned his second-straight postseason honor as he was named to the All-CAA Second Team. In addition, Copeland helped push the secondary at William & Mary to a top-25 national ranking in passing yards allowed (190.0 ypg) in 2018.


Copeland joined the Tribe's staff after a three-year stint (2014-16) as an assistant at Central Connecticut State where he served as the outside linebackers coach and recruiting coordinator. During his successful stint at CCSU, Copland produced four all-conference selections.

Copeland worked as a graduate assistant at UB for two seasons (2012-13). In addition to mentoring and helping develop NFL first-round selection Khalil Mack as a linebackers assistant in 2012, he coached the secondary the following season and helped the Bulls rank second in the Mid-American Conference in both total defense and scoring defense. Buffalo also earned a bid to the Idaho Potato Bowl in 2013.

Copeland's resume also includes a pair of one-year stints as the secondary coach at East Stroudsburg University (2011) and the University of New Haven (2010). He produced a pair of all-conference cornerbacks during both seasons, while his unit helped ESU lead the league in interceptions during the 2011 campaign. Additionally, New Haven won the NE-10 Championship in 2010.

He began his coaching career as a graduate assistant at East Stroudsburg and then spent a season as the defensive coordinator and secondary coach at Harry S. Truman (Levittown, PA) in 2009.

Copeland was a two-year letterwinner at Clarion University of Pennsylvania where he played safety. He graduated from Clarion in 2007 with a Bachelor of Science degree in communications and a minor in sport management. He earned his Master of Science degree in sport management from East Stroudsburg.



MIKE CAPUTO

SAFETIES
CLARION '07
FIRST SEASON AT BUFFALO

Mike Caputo is in his first season as safeties coach.

Caputo came to Buffalo from Wisconsin where he spent the 2022 season as a defensive assistant. Along with working with the outside linebackers coach, he assisted with defensive game planning as well as special teams game planning.

Prior to Wisconsin, Caputo spent two seasons at Baylor where he was a defensive quality control coach. He helped coach the defensive backs, working with the safeties and nickels in 2020 and the cornerbacks in 2021. He helped lead the Bears to a 12-2 record, BIG XII Championship and Sugar Bowl victory in 2021.

In 2019, Caputo was the safeties coach at Utah State. Also assisting with special teams opponent game planning, he help lead the Aggies to an appearance in the 2019 SERVPRO First Responders Bowl.

Caputo began his coaching career as a graduate assistant at LSU. In his two years with the Tigers (2017-18), they won 19 games and played in two New Year's Day bowl games, including a victory in the 2019 Fiesta Bowl.

Caputo played safety at Wisconsin from 2011-15. In all, he played in 53 games, making 40 starts, and was part of a senior class that posted a 38-16 record over four years, including wins in the Outback (Jan. 1, 2015) and Holiday (Dec. 20, 2015) bowls, in addition to the 2012 Big Ten Championship and 2014 Big Ten West Division title. For his career, he recorded 244 total tackles, including 10.0 tackles for loss, while adding three interceptions, 20 passes defensed, four forced fumbles and five fumbles recovered, while notching six career double-digit tackle games.

In all, Caputo started 39 out of a possible 40 games during his final three seasons in Madison and earned second-team All-America honors from the Football Writers Association of America (FWAA) following his junior campaign. As a junior, he led the Badgers with 106 tackles, which included a sack and six tackles for loss, while adding four forced fumbles, two fumble recoveries, one interception and six passes defensed.

Caputo played in the 2016 East-West Shrine Game and earned Defensive MVP honors after recording three tackles and two interceptions.

Following his collegiate career, Caputo received a training camp invitation from the New Orleans Saints and later signed a free agent contract with the Los Angeles Rams prior to the 2016 season.

Caputo graduated from Wisconsin in 2015 with a degree in life sciences communication and a certificate in entrepreneurship.



JEREMY COLE

HEAD STRENGTH & CONDITIONING COACH
FINDLAY, '04
THIRD SEASON AT BUFFALO

Jeremy Cole enters his third season as head football strength and conditioning coach. Cole came to Buffalo after spending the previous four seasons as the assistant strength coach at Minnesota.

Prior to Minnesota, Cole spent eight seasons at Rutgers, which included four years as the head of strength and conditioning.

At Rutgers, Cole directed all aspects of the football team's in-season and offseason training. The 2015 offseason marked a banner year for the Rutgers strength and conditioning program as the Scarlet Knights broke 19 previously established school records in the weight room. The record-setting performances were a focus of the program heading into the school's second season in the Big Ten.

In 2007, Cole was an assistant strength and conditioning coach at North Carolina and worked with the football team. He also spent one season working with football at Kansas as an assistant strength and conditioning coach.

Cole's career began in the NFL as he worked for the Indianapolis Colts from 2005-06.

Cole played safety at the University of Findlay and was a four-year letterwinner for the Oilers.



SUPPORT STAFF



Neil Herman
Director of
Football Operations/
Academic Liaison



Rich Massaro
Director of Player
Personnel/Pro Liasion



Ian Fried
Director of Recruiting



Sten Homme
Asst. Director of Player
Personnel & Recruiting



Sean McKeone
Offensive Analyst &
Quality Control



Ethan Sheirer
Senior Special Teams
Quality Control



Ryan Barry
Special Teams
Quality Control



Robbie Mangas
Offensive Analyst &
Quality Control



Sean McGuire
Defensive Analyst &
Quality Control



Ukoh Essang
Graduate Assistant



Nathan Jones
Graduate Assistant



Jackson Kimble
Graduate Assistant



Cade Minton
Graduate Assistant



Ian Gilhousen
Sports Performance



Jacob Byron
Sports Performance




Chauncey Scissum
Sports Performance




Emily Galbraith
Team Nutrition



Nick Mouyeos
Head Football
Athletic Trainer



Andy Bliz
Associate Head
Athletic Trainer




Patrick Bowes
Player Personnel &
Recruiting Assistant



Brendan Kearns
Operations Assistant



Brandon Baker
Director of
Creative Content



Megan Prunty
Assistant AD/
Equipment



Tom Hersey
Asst. Equipment
Room Manager



Julie O'Neill
Administrative
Assistant



80 CAMERON BALL

TIGHT END

6-6 - 235

R-FRESHMAN

WASHINGTON, DC - GONZAGA

Hoof Prints: Tight end who redshirted as a freshman last season. **Freshman (2022):** Redshirted in his first season at Buffalo... saw action in one game... did not register a catch. **Previous School:** Tight end from Gonzaga High School in Washington D.C. ... excelled as a blocking tight end... helped lead the Eagles to an 8-3 record in 2019.



14 JACKSON BALTAR

KICKER/PUNTER

5-11 - 180

5TH YEAR

ORLANDO, FL - BISHOP MOORE

Hoof Prints: Versatile specialist who has handled both kicking and punting duties... vice president of UB's Student-Athlete Advisory Committee... two-time Academic All-MAC selection... major is business administration. **Senior (2022):** Appeared in 12 games as UB's holder on field goal attempts... had 13 punts on the season and averaged 40.1 yards per punt... had three punts of 50+ yards... named Academic All-MAC. **Junior (2021):** Worked his way into the starting punter role... averaged 39.5 yards on 28 punts... had seven punts of 50+ yards, including a long of 59 yards... had five punts downed inside the 20-yard line... was 1-for-1 on field goal attempts with a 33-yarder against Wagner (9/2)... named Academic All-MAC. **Sophomore (2020):** Appeared in two games as a reserve kicker and punter... had a 41-yard punt against Miami (OH) (11/10)... made an extra point against Akron (12/12)... also had a 32-yard punt against the Zips. **Freshman (2019):** Served as both kicker and punter in his first season with the Bulls... as a kicker, made 1-of-4 kicks on the season, including a 52-yarder against Temple (9/29) which tied the longest by a UB kicker in the school's FBS era... also filled in as punter when starter Evan Finegan was injured early in the season... averaging 37.2 yards per punt with a long of 52 yards... had seven punts downed inside the 20-yard line. **High School:** Strong-legged kicker and punter from Bishop Moore High School in Orlando... made three field goals his senior season, including a 42, 34 and 32-yarder... 95 percent of his kickoffs his senior year were touchbacks... competed at the Kohl's Kicking Camp.



24 SOLOMANIE BAMBARA

DEFENSIVE END

6-6 - 222

SOPHOMORE

PHILADELPHIA, PA - NEUMANN GORETTI

Hoof Prints: Defensive end who brings size and length to the defensive end position... major is communication. **Redshirt-Freshman (2022):** Appeared in 10 games, primarily on special teams... also saw some action at defensive end... had two tackles on the season... had a tackle against Holy Cross (9/10) and Coastal Carolina (9/17). **Freshman (2021):** Redshirted in his first season at Buffalo... appeared in three games... had one tackle on the season against Ohio (10/16)... had a pass breakup against Wagner (9/2). **Previous School:** Graduate of Neumann Goretti High School where he was a standout on the gridiron and the hardwood... played defensive end and tight end for the Saints... as a junior, had 23 tackles, an interception, two fumble recoveries and five passes defend-

ed... named All-Philadelphia Catholic League as well as All-Philadelphia Public League.



0 JAYLON BASS

DEFENSIVE TACKLE

6-3 - 295

SENIOR

ASHLAND, AL - CLAY CENTRAL

Hoof Prints: Defensive tackle who made an immediate impact in 2022, starting all 13 games... major is exploratory. **Junior (2022):** Started all 13 games... had 21 tackles, four tackles for loss and half a sack on the season... added three pass breakups and a fumble recovery... had a season-high six tackles and 1.5 tackles for loss at Massachusetts (10/15)... had four tackles and 1.5 tackles for loss against Kent State (11/26)... had a tackle for loss and recovered a fumble that set up the game-winning score against Akron (12/2). **Previous School:** Transfer from Hutchinson Community College where he spent two seasons as a defensive tackle... had 72 tackles and 3.5 sacks over his career... helped lead the Blue Dragons to back-to-back KJCCC championships as well as a victory in the 2021 Salt City Bowl... graduated from Clay Central High School where he was a first-team All-State selection as a senior... helped lead the Volunteers to a state championship.



53 C.J. BAZILE

DEFENSIVE END

6-3 - 250

SENIOR

BAYONNE, NJ - BAYONNE

Hoof Prints: Defensive end from New Jersey who developed into a starter in 2021...an Academic All-MAC selection... major is criminology. **Junior (2022):** Appeared in 13 games and made four starts at defensive end... had 27 tackles, five tackles for loss and 1.5 sacks... added four quarterback hurries and a pass breakup... had a season-high seven tackles against Holy Cross (9/10)... had three tackles and a quarterback hurry at Coastal Carolina (9/17)... had three tackles and a tackle for loss at Massachusetts (10/15)... had two tackles and 1.5 tackles for loss against Toledo (10/22)... had four tackles, 2.5 tackles for loss and 1.5 sacks against Akron (12/2)... named Academic All-MAC. **Sophomore (2021):** Appeared in 12 games and made seven starts... had 30 tackles, 2.5 tackles for loss and a sack on the season... had a sack against Coastal Carolina (9/18)... had a career-high seven tackles as well as blocked and returned a field goal attempt 85 yards for a touchdown against Old Dominion (9/25)... had four tackles against Ohio (10/16)... had five tackles, 1.5 tackles for loss and a pass breakup against Bowling Green (10/30)... had four tackles against Miami (OH) (11/9). **Redshirt-Freshman (2020):** Appeared in four games... had four tackles on the season... had two tackles against Miami (OH) (11/10)... had two tackles against Akron (12/12). **2019:** Redshirted in his first season at Buffalo. **High School:** Defensive end from Bayonne High School in New Jersey... named third-team All-State, first-team All-Conference and first-team All-Area his senior season after posting 60 tackles, 20 tackles for loss, five sacks and 10 quarterback hurries... named Hudson Report All-Area and Liberty White All-Division First Team his senior season... twice named the Defensive Player of the Game during his senior campaign... helped lead the Bees to a 7-3 record in 2018, their most wins since 2011.



7 SOLOMON BROWN

SAFETY
5-11 - 195
SENIOR
LARGO, FL - LARGO

Hoof Prints: Transfer from Minnesota... major is business administration. **Junior (2022):** Appeared in nine games... registered two tackles... had a tackle at Central Michigan (11/9) and against Akron (12/2). **Previous School:** Transfer from Minnesota where he appeared in seven games over three seasons... a two-time Academic All-Big Ten selection... appeared in four games in 2020 and had three solo tackles... a graduate of Largo High School in Florida where he played 33 career games and finished with 229 tackles and four interceptions... named All-Conference First Team as well as All-District... played in the Pinellas Senior All-State Football Game... also ran track and was a regional qualifier in the 100, 200 and 4x100... member of the National Honor Society.



20 JA'MORI COARD

DEFENSIVE TACKLE
6-3 - 300
R-FRESHMAN
CRESTWOOD, SC - CRESTWOOD

Hoof Prints: Defensive tackle who redshirted as a freshman last season... major is biomedical engineering. **Freshman (2022):** Redshirted in his first season at Buffalo. **Previous School:** Defensive tackle from South Carolina who played at Crestwood High School... had 29 tackles and a sack his senior season... had five tackles for loss and 2.5 sacks as a junior... selected to play in the Touchstone Energy Cooperatives Bowl (formerly the North-South All-Star Game).



2 RON COOK, JR.

RUNNING BACK
5-9 - 190
5TH YEAR
WASHINGTON, DC - ST. JOHN'S COLLEGE

Hoof Prints: Versatile player who has played both running back and wide receiver... has developed into an All-MAC kick returner... named to the 2022 Paul Hornung Award preseason watch list... major is communication. **Senior (2022):** Started the first 10 games of the season before suffering an injury... rushed for 600 yards and four touchdowns... added 16 receptions for 207 yards... also led the Bulls with 19 kick returns, averaging 21.58 yards per return... was named to the Paul Hornung Award Honor Roll after his performance against Toledo... rushed for a season-high 118 yards and the game-winning touchdown and added three catches for 40 yards against the Rockets... had 19 carries for 92 yards at Eastern Michigan (9/24)...rushed for 89 yards and two touchdowns at Bowling Green (10/8)... rushed for 100 yards and a score at Central Michigan (11/9). **Junior (2021):** An All-MAC selection as a kick returner for the second straight season... named All-MAC Third Team... averaged 21 yards per kick return... as a running back, ranked second on the team in rushing with 440 yards and three touchdowns... added 23 receptions for 332 yards and a score... rushed for a career-high 94 yards and a touchdown against Wagner (9/2)... had six carries for 85 yards and added two receptions for 28 yards against Coastal Carolina (9/18)... had three carries for 56 yards, including a 55-yard touchdown against Western Michigan (10/2)... rushed for 72 yards and added four receptions for 35 yards

at Kent State (10/9)... rushed for 20 yards and had four catches for 53 yards against Ohio (10/16)... rushed for 30 yards and a touchdown against Northern Illinois (11/17)... had four catches for 56 yards at Ball State (11/23). **Sophomore (2020):** Excelled as a return specialist, earning All-MAC Third Team honors... named Academic All-MAC... averaged 9.1 yards on eight punt returns... averaged 25.2 yards on nine kick returns... as a running back rushed for 81 yards on 20 carries... had 11 carries for 58 yards against Akron (12/12)... had a 15-yard reception against Kent State (11/28). **Freshman (2019):** A versatile back who played in 12 games as a running back, wide receiver, punt and kick returner as a true freshman... rushed for 96 yards and a touchdown on 18 carries... had five catches for 40 yards... Averaged 6.7 yards on 10 punt returns... averaged 22.4 yards on five kick returns... had seven carries for 24 yards and a touchdown against Robert Morris (8/29)... had three carries for 37 yards at Kent State (11/14)... had three receptions for 33 yards against Ohio (10/5)... had a season-best 43-yard kick return at Kent State. **High School:** Explosive athlete who played both running back and wide receiver at St. John's College High School in Washington D.C. ... had 1,491 all-purpose yards and scored 11 touchdowns his senior season... named USA Today first-team All-District of Columbia... named first-team Capitol League All-Conference... named Washington Post All-Met Honorable Mention... named first-team All-Conference in 2017 after piling up 839 all-purpose yards and scoring 12 touchdowns as a junior.

Cook's Career Statistics


| Year | GP-GS | Att | Yards | Avg. | TD | Long | Rec. | Yards | TD | Long |
|---------------|--------------|------------|--------------|------------|----------|-----------|-----------|------------|----------|-----------|
| 2019 | 12-0 | 18 | 96 | 5.3 | 1 | 25 | 5 | 40 | 0 | 23 |
| 2020 | 7-0 | 20 | 81 | 4.1 | 0 | 18 | 1 | 15 | 0 | 15 |
| 2021 | 12-0 | 88 | 440 | 5.0 | 3 | 63 | 23 | 232 | 1 | 29 |
| 2022 | 10-10 | 139 | 600 | 4.3 | 4 | 49 | 16 | 207 | 0 | 39 |
| Totals | 41-10 | 265 | 1,217 | 4.6 | 8 | 63 | 41 | 494 | 1 | 39 |



19 JAVIEN CUFF

WIDE RECEIVER
6-2 - 175
SENIOR
VERO BEACH, FL - VERO BEACH

Hoof Prints: Speedy receiver who looks to play a more prominent role in 2023... major is criminology. **Junior (2022):** Appeared in three games as a reserve wide receiver... did not register a catch. **Sophomore (2021):** Appeared in two games... had a 9-yard reception against Wagner (9/2). **Redshirt-Freshman (2020):** Appeared in three games... saw action against Northern Illinois (11/4), Miami (OH) (11/10) and Akron (12/12). **Freshman (2019):** Redshirted in his first season at Buffalo. **High School:** Wide receiver from Vero Beach High School in Florida... had 27 receptions for 387 yards and eight touchdowns his senior season... ranked sixth on the final 2018 TCPalm Super 11 List... helped lead the Fighting Indians to an 11-1 record his senior season... also plays basketball and runs track at Vero Beach.



21 DEMARCO CUFFEY

CORNERBACK
6-1 - 180
SOPHOMORE
WALDORF, MD - IMG ACADEMY

Hoof Prints: Cornerback who could play a more prominent role in 2023... major is psychology. **Redshirt-Freshman (2022):** Appeared in one game... did not register a tackle. **Freshman (2021):** Redshirted in his first season at Buffalo... appeared in four games... did not register a tackle. **High School:** Cornerback who played his senior season at IMG Academy and helped lead the Avengers to a national title... previously played at North Point High School in Maryland... had 24 tackles and two interceptions in 2019.



5 BOOBIE CURRY

WIDE RECEIVER

6-2 - 205

SENIOR

HOUSTON, TX - ST. PIUS X

Hoof Prints: Transfer from Arizona who will challenge for a starting role in 2023... major is communications. **Senior (2022):** Appeared in eight games... had six catches for 73 yards on the season... had a 20-yard reception that set up a touchdown at Bowling Green (10/8)... had two catches for 26 yards at Massachusetts (10/15)... had two receptions for 21 yards against Toledo (10/22). **Previous School:** Transfer from Arizona where he appeared in 26 games and started eight at wide receiver over three seasons... had his best season in 2021 with 21 receptions for 233 yards and three touchdowns... had a season-high six catches against UCLA... totaled 37 catches for 390 yards in his time at Arizona... a two-time letterwinner at St. Pius X High School in Houston... totaled 1,946 yards on 153 career receptions, including 21 touchdowns in only 17 career games... played in only five games as a senior, but hauled in 31 catches for 370 yards and three touchdowns... set a Texas state record with 26 receptions in a single contest – a St. Pius X 53-42 victory over Concordia Lutheran in 2017.



52 SHAUN DOLAC

LINEBACKER

6-1 - 225

SENIOR

WEST SENECA, NY - WEST SENECA EAST

Hoof Prints: Local product who originally walked on to the team and was awarded a scholarship prior to the 2021 campaign... led the nation in solo tackles in 2022... a two-time Academic All-MAC selection... major is communication. **Junior (2022):** Started all 13 games... led the Mid-American Conference and ranked second in the nation in tackles with 147... had a school-record 97 solo tackles which was tops in the nation... also led the Bulls in tackles for loss (13.5) and sacks (4.5)... had seven pass breakups... named All-MAC First Team... named a semifinalist for the Burlsworth Trophy, given annually to the best player in the country who started their career as a walk-on... named Academic All-MAC... had double-digit tackles in 10 games... had 15 tackles and a sack against Holy Cross (9/10)... had 13 tackles at Eastern Michigan (9/24)... had 14 tackles (12 solo) and three tackles for loss against Miami (OH) (10/1)... named MAC East Defensive Player of the Week for his performance... had 14 tackles (all solo), a tackle for loss and two pass breakups at Bowling Green (10/8)... had 12 tackles (9 solo), three tackles for loss and two pass breakups against Toledo (10/22)... had 10 tackles at Ohio (11/1)... had 13 tackles (9 solo) and a forced fumble at Central Michigan (11/9)... had 14 tackles (9 solo) and a sack against Kent State (11/26)... had 12 tackles and 2.5 sacks against Akron (12/2)... had 13 tackles, a tackle for loss and a forced fumble against Georgia Southern in the Camellia Bowl. **Sophomore (2021):** Appeared in all 12 games and started the final two of the season... had 37 tackles, six tackles for loss and 1.5 sacks on the year... named Academic All-MAC... had three tackles, including 1.5 tackles for loss against Wagner (9/2)... had six tackles and 1.5 sacks at Akron (10/23)... blocked a punt against Bowling Green (10/30)... had a season-high 14 tackles, including 2.5 tackles for loss against Northern Illinois (11/17)... had 10 tackles at Ball State (11/23). **Freshman (2020):** Saw action in all seven games... had seven tackles on the season... had three tackles against Akron (12/12)... had a tackle against Bowling Green (11/17), Kent State (11/28), Ball State (12/18) and Marshall (12/25). **Previous School:** Came to Buffalo after spending one season at Milford Academy where he was named Defensive Player of the Year... graduated from West Seneca East High School where he was named the Buffalo News Player of the Year and All-WNY First Team... played both running back and linebacker for the Trojans... rushed for a school-record 1,997 yards and added a school-record 157 tackles his senior season.



37 EVAN DAVIS


LONG SNAPPER

5-10 - 197

5TH YEAR

FAIR HAVEN, NJ - RUMSON-FAIR HAVEN

Hoof Prints: In his fifth season as the Bulls' long snapper... originally a walk-on, awarded a scholarship prior to the 2022 season... a three-time Academic All-MAC selection... major is criminology. **Senior (2022):** Started all 13 games at long snapper for punts and field goals... named Academic All-MAC. **Junior (2021):** Played all 12 games as the Bulls' long snapper for punts... named Academic All-MAC. **Sophomore (2020):** Was the Bulls' long snapper for punts every game this season... named Academic All-MAC. **Freshman (2019):** Played in all 13 games as the Bulls' long snapper for punts. **High School:** Played offensive line and long snapper at Rumson-Fair Haven High School in New Jersey... helped lead the Bulls to two Central Jersey Group 3 State Championships... named Special Teams Solutions Northeast Long Snapper of the Year.



4 MIKE DEPILLO

QUARTERBACK

6-6 - 215

R-FRESHMAN

DAVISBURG, MI - CLARKSTON

Hoof Prints: One of two returning quarterbacks from the 2022 season... major is exercise science. **Freshman (2022):** Redshirted in his first season at Buffalo. **Previous School:** Strong-armed quarterback who prepped at St. Thomas More... was a four-year letterwinner and two-year team captain for Clarkston High School in Michigan... threw for 1,578 yards and 16 touchdowns, while completing 62 percent of his passes as a senior... also rushed for 372 yards and five touchdowns... also played basketball at Clarkston.

Dolac's Career Statistics

| Year | GP-GS | Solo | Ast | TT | TFL-Yds | Sacks | Int | FR | FF |
|---------------|--------------|------------|-----------|------------|----------------|---------------|----------|----------|----------|
| 2020 | 7-0 | 6 | 1 | 7 | 0-0 | 0-0 | 0 | 0 | 0 |
| 2021 | 12-2 | 20 | 17 | 37 | 6.0-18 | 1.5-9 | 0 | 0 | 0 |
| 2022 | 13-13 | 97 | 50 | 147 | 13.5-49 | 4.5-9 | 0 | 0 | 3 |
| Totals | 32-15 | 123 | 68 | 191 | 19.5-67 | 6.0-18 | 0 | 0 | 3 |



78 TYLER DOTY

OFFENSIVE LINE

6-5 - 320

SOPHOMORE

GASPORT, NY - ST. JOSEPH'S PREP

Hoof Prints: Local product who worked his way into the starting lineup in 2022... an Academic All-MAC selection... major is communication. **Sophomore (2022):** Appeared in all 13 game and started the last 10 games at right guard... helped block for an offense that ranked in the top five in the conference in scoring offense (28.5), total offense (377.2) and passing offense (235.3)... named Academic All-MAC. **Redshirt-Freshman (2021):** Worked with the Bulls' scout teams. **Freshman (2020):** Redshirted in his first season at Buffalo. **High School:** Local product who was a standout offensive lineman at St. Joe's... the 2018 Trench Trophy Award winner... named All-USA New York First Team... earned the Jim Dombrowski Award – given to the outstanding offensive lineman in Western New York... also a standout track and field athlete, he twice claimed the shot put and discus titles and was named Most Outstanding Field Performer at the Catholic High School Athletic Association state championship meet... broke the 41-year-old Monsignor Martin shot put record with a throw of 61'6.75".



98 DAISHON FOLSOM

DEFENSIVE TACKLE

6-2 - 285

SENIOR

PENSACOLA, FL - ESCAMBIA

Hoof Prints: JUCO transfer from Hutchinson Community College... major is African American Studies. **Junior (2022):** Appeared in 10 games... had 15 tackles, 2.5 tackles for loss and a half sack on the season... had two tackles, a tackle for loss and a quarterback hurry at Eastern Michigan (9/24)... had a season-high three tackles at Massachusetts (10/15)... had two tackles and a tackle for loss against Toledo (10/22). **Junior (2021):** Appeared in 11 games... had 19 tackles, 2.5 tackles for loss and two sacks on the season... had five tackles, 1.5 tackles for loss and a sack against Wagner (9/2)... had three tackles at Kent State (10/9)... had three tackles and a sack at Akron (10/23). **Previous School:** Transferred from Hutchinson Community College where he played a key role in helping the Blue Dragons win a National Championship in 2021... after redshirting in 2019, he had 32 tackles, 8.5 tackles for loss and five sacks in his lone season in 2021... attended Escambia High School in Pensacola, FL... played in the Subway High School All-Star Game.



99 CORNELL EVANS

DEFENSIVE LINE

6-1 - 280

R-FRESHMAN

BALTIMORE, MD - ST. FRANCES ACADEMY

Hoof Prints: Defensive tackle who redshirted as a freshman last season... major is biomedical engineering. **Freshman (2022):** Redshirted in his first season at Buffalo. **Previous School:** Defensive tackle from Baltimore who finished his career at St. Frances Academy... helped lead the Panthers to an 8-1 record and a spot in the national rankings... began his high school career at Saint Vincent Pallotti.



10 MARCUS FUQUA

SAFETY

6-0 - 192

JUNIOR

SOUTHFIELD, MI - SOUTHFIELD A&T

Hoof Prints: Had a breakout season in 2022... led the nation in interceptions en route to earning AP All-America Third Team honors... just the third UB player to be named an AP All-American... major is economics. **Junior (2022):** Started 13 games... Associated Press third-team All-America selection... All-MAC First Team selection... his seven interceptions not only led the team and the Mid-American Conference but were tied for tops in the nation... ranked fourth on the team in tackles with 65 and added 2.5 tackles for loss, five pass breakups and two fumble recoveries... had four tackles, an interception and a pass breakup at Maryland (9/3)... was named the MAC East Defensive Player of the Week for his performance... had five tackles and a tackle for loss at Eastern Michigan (9/24)... had six tackles, an interception and a fumble recovery at Bowling Green (10/8)... had four tackles and a season-high three interceptions against Toledo (10/22)... was named the Bronko Nagurski National Player of the Week as well as MAC East Defensive Player of the Week following the performance... had a season-high nine tackles and a tackle for loss against Kent State (11/26)... had seven tackles and two interceptions, including the game clincher against Akron (12/2). **Sophomore (2021):** Appeared in 11 games and made seven starts... had 59 tackles, 1.5 tackles for loss, a forced fumble and three pass breakups on the season... had 10 tackles and a pass breakup at Old Dominion (9/25)... had 10 tackles against Western Michigan (10/2)... had seven tackles against Ohio (10/16)... had seven tackles at Akron (10/16)... had four tackles, including 1.5 tackles for loss against Bowling Green (10/30)... had four tackles and a pass breakup at Miami (OH) (11/9)... had eight tackles and a pass breakup against Northern Illinois (11/17). **Redshirt-Freshman (2020):** Appeared in seven games and made one start on the season... had nine tackles and an interception... had two tackles against Northern Illinois (11/4)... had three tackles and an interception against Bowling Green (11/17)... had two tackles against Kent State (11/28). **Freshman (2019):** Redshirted in his first season at Buffalo... did appear in one game. **High School:** Defensive back from Southfield A&T High School in Detroit... had 55 tackles, two interceptions and three pass breakups his senior season... named to 2018 Detroit All-Star Team... named All-League, All-County and All-North in 2016 and 2017.



15 PERSHAUN FANN

NICKLEBACK

6-0 - 225

R-FRESHMAN

MOULTRIE, GA - COLQUITT COUNTY

Hoof Prints: Nickleback who redshirted as a freshman last season... major is psychology. **Freshman (2022):** Redshirted in his first season at Buffalo. **High School:** Linebacker from Georgia who played at Colquitt High School... named All-Region First Team... had 64 tackles, three sacks and two interceptions his senior season... had 67 tackles, 4.5 tackles for loss and four sacks as a junior... also a standout baseball player for the Packers.



Fuqua's Career Statistics

| Year | GP-GS | Solo | Ast | TT | TFL-Yds | Sacks | Int | FR | FF |
|---------------|--------------|-----------|-----------|------------|---------------|------------|----------|----------|----------|
| 2020 | 6-1 | 7 | 2 | 9 | 0-0 | 0-0 | 1 | 0 | 0 |
| 2021 | 11-7 | 31 | 28 | 59 | 1.5-3 | 0-0 | 0 | 0 | 1 |
| 2022 | 13-13 | 37 | 28 | 65 | 2.5-7 | 0-0 | 7 | 2 | 0 |
| Totals | 31-21 | 75 | 58 | 133 | 4.0-10 | 0-0 | 8 | 2 | 1 |



23 DEVIN GRANT

SAFETY

6-4 - 190

SOPHOMORE

ELMONT, NY - HOLY CROSS

Hoof Prints: Young safety who worked his way into the starting lineup as a true freshman in 2022... major is business administration. **Freshman (2022):** Appeared in eight games and made one start... earned start at safety in the Camellia Bowl... had nine tackles on the season... had two tackles at Bowling Green (10/8)... had one tackle at Massachusetts (10/15) and against Toledo (10/22)... had a season-high five tackles and a quarterback hurry against Georgia Southern in the Camellia Bowl. **Previous School:** Versatile athlete who played wide receiver, quarterback and defensive back at Holy Cross High School... played primarily wide receiver as a junior and led his team with 13 catches for 194 yards and four touchdowns... played all over the field as a senior... as a quarterback, went 6-for-8 for 152 yards and two touchdowns and rushed for 166 yards and two additional scores in a win over St. Francis... had four interceptions and was named the defensive MVP of the 2021 CHSFL All-Star Game.



0 COLE HARRITY

WIDE RECEIVER

6-0 - 205

GRADUATE STUDENT

TRUCKEE, CA - TRUCKEE

Hoof Prints: Transfer from New Mexico State... should challenge for a starting role in 2023... major is real estate development. **Junior (2022):** Appeared in 13 games... had 13 receptions for 170 yards and a touchdown on the season... had two receptions for 19 yards at Maryland (9/3)... had two catches for 17 yards against Holy Cross (9/10)... had three receptions for 46 yards and a 27-yard touchdown at Massachusetts (10/15)... had a 28-yard grab at Ohio (11/1)... had a season-long 33-yard reception against Akron (12/2). **Previous School:** Transfer from New Mexico State where he spent two seasons... played in 10 games in 2021 and had 30 receptions for 238 yards and a touchdown... prior to NMSU he spent one season at Saddleback College where he had 49 catches for 808 yards and six touchdowns in eight games... began his career at Weber State... graduate of Truckee High School in California where he rushed for 1,632 yards and 17 touchdowns and had 28 receptions for 331 yards and three scores over his career.



22 AL-JAY HENDERSON

RUNNING BACK

6-0 - 195

R-FRESHMAN

SOUTH ORANGE, NJ - IRVINGTON

Hoof Prints: Running back who had a team-best 5.1 yards per carry average in 2022... major is business administration. **Redshirt-Freshman (2022):** Appeared in 10 games and made one start... Rushed for 301 yards and three touchdowns on the season... his 5.1 yards per carry average was tops among UB running backs... added six catches for 45 yards... had a 19-yard touchdown run at Maryland (9/3)... rushed for 99 yards on only five carries, including an 84-yard score at Massachusetts (10/15)... rushed for 72 yards and a touchdown at Central Michigan (11/9). **Freshman (2021):** Redshirted in his first season at Buffalo... saw action in two games against Northern Illinois (11/17) and Ball State (11/23). **Previous School:** Running back from New Jersey who played at Irvington High School... rushed for 1,055 yards on 111 attempts his senior season - averaging 9.75 yards per carry... also played defense and had 25 tackles on the year... was named first-team All-Conference.

Henderson's Career Statistics

| Year | GP-GS | Att | Yards | Avg. | TD | Long | Rec. | Yards | TD | Long |
|---------------|-------------|-----------|------------|------------|----------|-----------|----------|-----------|----------|-----------|
| 2021 | 2-0 | 0 | 0 | 0 | 0 | 0 | 0 | 0 | 0 | 0 |
| 2022 | 10-1 | 59 | 301 | 5.1 | 3 | 84 | 6 | 45 | 0 | 13 |
| Totals | 12-1 | 59 | 301 | 5.1 | 3 | 84 | 6 | 45 | 0 | 13 |



9 CLEVESTER HINES

CORNERBACK

6-2 - 185

SENIOR

DUBLIN, CA - DUBLIN

Hoof Prints: JUCO transfer from the College of San Mateo... Moved to cornerback after starting his career as a wide receiver... major is sociology. **Junior (2022):** Transitioned from wide receiver to cornerback in his first season at Buffalo... appeared in four games as a wide receiver before suffering an injury that sidelined him... had two receptions for 24 yards on the season... with injury issues in the defensive backfield, he shifted to cornerback for UB's game against Georgia Southern... didn't miss a beat, totaling seven tackles and three pass breakups in his first career start at the position. **Previous School:** Transfer from the College of San Mateo where he played two seasons... totaled 44 catches for 585 yards and a touchdown for the Bulldogs... graduate of Dublin High School in California where he was a standout quarterback... threw for 1,768 yards and 15 touchdowns as a senior... rushed for 981 yards and 10 touchdowns for the Gaels his senior season.



11 MARLYN JOHNSON

WIDE RECEIVER

6-4 - 202

5TH YEAR

PENLLYN, PA - THE PEDDIE SCHOOL

Hoof Prints: Wide receiver who worked his way into the starting lineup in 2022... major is communication. **Junior (2022):** Appeared in 13 games and made four starts... had 17 catches for 133 yards... had a reception in 10 games... had a season-high four catches for 48 yards at Coastal Carolina (9/17)... had two catches for 10 yards at Eastern Michigan (9/24)... had two receptions for seven yards at Ohio (11/1)... had three catches for 19 yards at Central Michigan (11/9). **Sophomore (2021):** Saw action in eight games... had three catches for 44 yards on the season... had a 26-yard touchdown reception against Wagner (9/2)... also registered a catch against Coastal Carolina (9/18) and Ohio (10/16). **Redshirt-Freshman (2020):** Saw action in one game against Akron (12/12). **Freshman (2019):** Redshirted in his first season at Buffalo... did appear in four games and had three receptions for 67 yards... had a 27-yard catch against Robert Morris (8/29)... had two catches for 40 yards at Liberty (9/14). **High School:** Physical wide receiver with a big frame... played his high school ball at The Peddie School in New Jersey... had 28 catches for 543 yards and seven touchdowns his senior season... named first-team All-MAPL... NJ.com ranked him the 27th best player in New Jersey following his senior season.



17 NIK MCMILLAN


WIDE RECEIVER

6-1 - 224

R-FRESHMAN

BUFFALO, NY - DR. HENRY WISE (MD)

Hoof Prints: Local product who played his senior season in Maryland... following a strong spring, should challenge for a more prominent role in 2023... major is criminology. **Freshman (2022):** Redshirted in his first season at Buffalo. **Previous School:** Wide receiver originally from Buffalo where he played at Canisius High School... played his senior season at Dr. Henry Wise High School in Maryland... as a senior had 38 catches for 867 yards and 13 touchdowns and helped lead the Pumas to a 12-1 record and a spot in the Maryland 4A title game... named first-team All-County... began his high school career at Canisius... had his best season in 2020 when he had 41 catches for 662 yards and five touchdowns... named the 2020 All-Catholic MVP... help lead the Crusaders to a state championship.



55 KYLER LAING

DEFENSIVE END

6-1 - 236

SENIOR

TALLAHASSEE, FL - AMOS P. GODBY

Hoof Prints: Defensive end who set the school record for sacks in a game with 3.5 against Akron in 2021... his father, Trace, played in the CFL for the Toronto Argonauts... major is communication. **Junior (2022):** Appeared in two games before suffering a season-ending injury... had two tackles and a tackle for loss at Maryland (9/3). **Sophomore (2021):** Appeared in nine games and made two starts... had 39 tackles, eight tackles for loss and tied for second on the team with 4.5 sacks... had a program record 3.5 sacks in a victory over Akron (10/23)... had five tackles, including three tackles for loss and a sack at Old Dominion (9/25)... had three tackles and a sack against Western Michigan (10/2)... had three tackles and two quarterback hurries against Bowling Green (10/30). **Redshirt-Freshman (2020):** Appeared in six games... had five tackles, three tackles for loss and two sacks on the season... had two tackles and a forced fumble against Miami (OH) (11/10)... had a sack against Bowling Green (11/17)... had a sack against Akron (12/12). **Freshman (2019):** Redshirted in his first season at Buffalo. **High School:** Defensive end from Amos P. Godby High School in Florida... helped lead the Cougars to an 11-1 record and a spot in the Class 5A Regional Semifinals in 2018... had 43 tackles, 13 sacks, 17 tackles for loss, two forced fumbles and a fumble recovery his senior season... had a combined 28.5 sacks over his junior and senior seasons to become his school's all-time sack leader... a 2017 third-team All-State selection... named All-Big Bend as a junior and a senior.

Laing's Career Statistics

| Year | GP-GS | Solo | Ast | TT | TFL-Yds | Sacks | Int | FR | FF |
|---------------|-------------|-----------|----------|-----------|---------------|---------------|----------|----------|----------|
| 2020 | 6-0 | 4 | 1 | 5 | 3.0-17 | 2.0-16 | 0 | 0 | 1 |
| 2021 | 9-2 | 13 | 8 | 21 | 8.0-39 | 4.5-32 | 0 | 1 | 1 |
| 2022 | 2-0 | 2 | 0 | 2 | 1.0-2 | 0-0 | 0 | 0 | 0 |
| Totals | 17-2 | 19 | 9 | 28 | 2.0-56 | 6.5-48 | 0 | 1 | 2 |



8 JALEN MCNAIR

SAFETY

5-9 - 195

JUNIOR

DURHAM, NC - OUR LADY OF GOOD COUNSEL

Hoof Prints: Reserve defensive back who look to play a more prominent role in 2023... major is criminology. **Sophomore (2022):** Appeared in eight games and made one start on the season... had two tackles and a fumble recovery on the year... had both tackles and the fumble recovery against Georgia Southern in the Camellia Bowl. **Redshirt-Freshman (2021):** Appeared in one game... had a tackle at Ball State (11/23). **Freshman (2020):** Redshirted in his first season at Buffalo... Appeared in four games... had a tackle against Akron (12/12). **High School:** Defensive back from North Carolina who played at Our Lady of Good Counsel High School... named first-team All-WCAC as a senior... named second-team All-WCAC as a junior... helped lead the Falcons to a WCAC championship and a #3 ranking in the state of Maryland in 2019... Our Lady of Good Counsel was ranked ninth nationally in 2019... high school teammate of fellow signee George Wolo.



16 ALEX MCNULTY

KICKER

6-1 - 230

GRADUATE

CALEDONIA, NY - MCQUAID JESUIT

Hoof Prints: Originally a walk-on kicker who worked his way into the lineup late in the 2018 season and has since developed into an All-MAC kicker and 2022 MAC Special Teams Player of the Year... a four-time Academic All-MAC selection... first kicker in program history to make 100 straight extra points... also throws javelin on the UB track & field team... he is a double major is biology for pre-veterinary science and physics. **Senior (2022):** Had arguably the finest season by a kicker in program history... made a single-season school record 24 field goals on the season... first UB player to be named MAC Special Teams Player of the Year... named All-MAC First Team... named a semifinalist for the Lou Groza Award... named to Academic All-MAC team... has two 50-yard field goals on the season, a 52-yarder against Holy Cross (9/10) and a 54-yarder against Central Michigan (11/9)... was



4-for-4 on field goals at Coastal Carolina to become the first UB kicker since 2007 to make four field goals in a game... was 3-for-3 on field goal attempts at Eastern Michigan (9/24)... made two field goals against Massachusetts (10/15), Toledo (10/22), Central Michigan (11/9) and Kent State (11/26)... made all three field goal attempts against Georgia Southern in the Camellia Bowl... made 41-of-42 extra point attempts on the season... named MAC East Special Teams Player of the Week three times. **Junior (2021):** Started all 12 games... was 13-of-21 on field goal attempts... was perfect on PAT attempts for the second straight season (37-37)... named Academic All-MAC... became the second kicker in program history to make two 50-yard field goals in the same season... had a 50-yarder against Bowling Green (10/30) and drilled a school-record 55-yarder to force overtime against Northern Illinois (11/17)... made two field goals, including a 26-yarder as time expired give the Bulls a walk-off win against Ohio (10/16)... made a 23-yard field goal as well as six extra points at Akron (10/23) and was named the MAC East Special Teams Player of the Week. **Sophomore (2020):** Started seven games... named All-MAC Third Team... named Academic All-MAC... was a perfect 42-of-42 on point after attempts... his 42 made extra points were the fourth most in school history for a single season... was 1-for-4 on field goal attempts... made a 23-yarder against Marshall in the Camellia Bowl. **Redshirt-Freshman (2019):** Has made 10-of-15 field goal attempts on the season... made 40-of-42 extra point attempts... named Academic All-MAC... made a 40-yard field goal and all four extra point attempts against Robert Morris (8/29)... made two field goals (32, 25) at Penn State (9/7)... made a season-long 45-yard field goal at Liberty (9/14)... had a season-best three made field goals on three attempts against Central Michigan (10/26)... was 2-for-2 on field goal attempts (both 31 yds) at Kent State (11/14)... made a 31-yard field goal and all four extra point attempts against Charlotte in the Makers Wanted Bahamas Bowl. **Freshman (2018):** Appeared in two games... made a 21-yard field goal and was 2-for-2 on extra points at Bowling Green (11/23)... was 1-for-2 on extra points against Northern Illinois (11/30). **High School:** Was a kicker at McQuaid Jesuit High School in Rochester, NY.

McNulty's Career Statistics

| Year | G | FG | FGA | Pct. | XP | XPA | Pct. | Long |
|---------------|-----------|-----------|-----------|-------------|------------|------------|-------------|-----------|
| 2018 | 2 | 1 | 1 | 1.000 | 3 | 4 | .750 | 21 |
| 2019 | 13 | 10 | 15 | .667 | 40 | 42 | .952 | 45 |
| 2020 | 7 | 1 | 4 | .250 | 42 | 42 | 1.000 | 25 |
| 2021 | 12 | 13 | 21 | .619 | 37 | 37 | 1.000 | 55 |
| 2022 | 13 | 24 | 28 | .857 | 41 | 42 | .976 | 54 |
| Totals | 47 | 49 | 69 | .710 | 163 | 167 | .976 | 55 |



6 MAX MICHEL

DEFENSIVE END

6-2 - 235

GRADUATE

ELIZABETH, NJ - ELIZABETH

Hoof Prints: Versatile athlete who has played both linebacker and defensive end... named to the 2022 Wuerffel Trophy Watch List and is a AllState AFCA Good Works Team nominee... organized a coat drive to benefit the Buffalo City Mission... won the pinball competition at the 2019 Bahamas Bowl, winning a pinball machine for the team's locker room... major is health and human services. **Senior (2022):** Appeared in 10 games... had 16 tackles, 1.5 tackles for loss, a sack and a forced fumble... had two tackles and a sack at Bowling Green (10/8)... had two tackles at Massachusetts (10/15)... had two tackles and a half tackle for loss at Ohio (11/1)... had three tackles against Kent State (11/26)... had four tackles against Georgia Southern (12/27). **Junior (2021):** Started the first eight games at defensive end before missing the remainder of the season with an injury... had 36 tackles, 6.5 tackles for loss, four sacks two forced fumbles and a fumble recovery on the season... had five tackles, including a tackle for loss at Nebraska (9/11)... had a season-high 10 tackles and a sack at Old Dominion (9/25)... had seven tackles and a sack against Western Michigan (10/2)... had five tackles, a tackle for loss and a forced fumble against Ohio (10/16)... had 1.5 tackles for loss, a sack, a forced fumble and a fumble recovery against Akron (10/23). **Sophomore (2020):** Appeared in seven games and made one start... had 17 tackles,

four tackles for loss and 2.5 sacks on the season... had three tackles and a sack against Northern Illinois (11/4)... had three tackles, two tackles for loss and a sack against Akron (12/12)... had three tackles against Ball State (12/18)... had six tackles, a sack and a forced fumble against Marshall (12/25). **Redshirt-Freshman (2019):** Appeared in 13 games primarily on special teams... had 14 tackles and a sack on the season... had a season-best three tackles against Robert Morris (8/29)... had a fumble recovery at Akron (10/19)... had two tackles and a sack against Eastern Michigan (11/2). **Freshman (2018):** Redshirted in his first season at Buffalo... did see action in three games... did not register a tackle. **High School:** Linebacker from Elizabeth High School in New Jersey. Had 19 tackles and 11 sacks as junior. Had 34 tackles, 14 sacks, a forced fumble and a fumble recovery his senior season. Had four separate three-sack games his senior year. Named Star-Ledger All-Group 5 First Team and All-District First Team as a senior. Named Star-Ledger All-Group 5 Third Team as a junior. Also a standout track performer. Conference champion in the high jump and long jump.

Michel's Career Statistics

| Year | GP-GS | Solo | Ast | TT | TFL-Yds | Sacks | Int | FR | FF |
|---------------|-------------|-----------|-----------|-----------|----------------|---------------|----------|----------|----------|
| 2019 | 13-0 | 8 | 6 | 14 | 1.0-4 | 1.0-4 | 0 | 1 | 0 |
| 2020 | 7-1 | 5 | 12 | 17 | 4.0-13 | 2.5-11 | 0 | 0 | 1 |
| 2021 | 8-8 | 15 | 21 | 36 | 6.5-40 | 4.0-34 | 0 | 1 | 2 |
| 2022 | 10-0 | 5 | 11 | 16 | 1.5-7 | 1.0-7 | 0 | 0 | 1 |
| Totals | 38-9 | 33 | 50 | 83 | 13.0-64 | 8.5-56 | 0 | 2 | 4 |



91 DEVIN MORGAN

DEFENSIVE TACKLE

6-2 - 288

R-FRESHMAN

BALTIMORE, MD - ST. FRANCES ACADEMY

Hoof Prints: Defensive tackle who redshirted as a freshman last season... major is biomedical engineering. **Freshman (2022):** Redshirted in his first season at Buffalo. **Previous School:** Defensive tackle from Baltimore who finished his career at St. Frances Academy... helped lead the Panthers to an 8-1 record and a spot in the national rankings... began his high school career at Bishop McNamara.



4 KHALIL MURDOCK

LINEBACKER

6-3 - 220

R-FRESHMAN

HOPEWELL, VA - HOPEWELL

Hoof Prints: Appeared in five games as a true freshman in 2022... nickname is Red... major is psychology. **Freshman:** Redshirted in his first season at Buffalo... did play in five games on the season... registered six tackles (all solo) and a pass breakup on the year... had five tackles and a pass breakup at Bowling Green (10/8). **Previous School:** Linebacker who spent last season at Fork Union Military Academy... helped lead the Blue Devils to a perfect 8-0 season... graduated from Hopewell High School in Virginia where he was named the 3A Region Defensive Player of the Year... also named to the All-Region and All-Metro First Teams.



5 CALEB OFFORD

CORNERBACK

6-1 - 192

SENIOR

SOUTHAVEN, MS - SOUTHAVEN

Hoof Prints: Transfer from Notre Dame who started nine games in his first season at UB in 2022... major is studio art. **Junior (2022):** Appeared in 12 games and made nine starts... had 30 tackles, two tackles for loss, an interception, a team-best eight pass breakups and a fumble recovery... had a season-high eight tackles, a fumble recovery and a pass breakup at Coastal Carolina (9/17)... had five tackles and two tackles for loss against Miami (OH) (10/1)... had the game-sealing interception in a win over Toledo (10/22)... had two pass breakups against Akron (12/2)... had five tackles and two pass breakups against Georgia Southern (12/27). **Previous School:** Transfer from Notre Dame where he played two seasons... graduated from Southaven High School in Mississippi where he posted 22 tackles, four pass breakups, an interception and returned a fumble for a touchdown... competed at the Alabama-Mississippi Football Classic.

Offord's Career Statistics

| Year | GP-GS | Solo | Ast | TT | TFL-Yds | Sacks | Int | FR | FF |
|---------------|-------------|-----------|-----------|-----------|--------------|------------|----------|----------|----------|
| 2022 | 12-9 | 20 | 10 | 30 | 2.0-5 | 0-0 | 1 | 1 | 0 |
| Totals | 12-9 | 20 | 10 | 30 | 2.0-5 | 0-0 | 1 | 1 | 0 |



71 MATT PAJUSTE

OFFENSIVE LINE

6-4 - 318

SOPHOMORE

PHILADELPHIA, PA - MARTIN LUTHER KING

Hoof Prints: Offensive lineman who continues to develop and looks to play a more prominent role in 2023... major is communication. **Redshirt-Freshman (2022):** Worked with the Bulls scout teams. **Freshman (2021):** Redshirted in his first season at Buffalo. **Previous School:** Offensive lineman from Philadelphia who played at Martin Luther King High School... first-team All-State selection... named All-Public League First Team... nominated for the Mini Max Award presented by Maxwell Football Club.



13 KAMERON OLDS

DEFENSIVE END

6-4 - 245

SOPHOMORE

RICHMOND, VA - MIDLOTHIAN

Hoof Prints: Defensive end who made an immediate impact as a true freshman, appearing in 11 games in 2022... major is communication. **Freshman (2022):** Appeared in 11 games... had six tackles and a tackle for loss... had three tackles and a forced fumble at Massachusetts (10/15)... also registered a tackle against Toledo (10/22), Ohio (11/01) and Central Michigan (11/9). **Previous School:** Defensive end who prepped at Fork Union Military Academy... helped lead the Blue Devils to a perfect 8-0 record in 2021... had six tackles, three sacks, four tackles for loss and a blocked punt against Delaware Valley University... graduated from Midlothian High School in the suburbs of Richmond, VA... was a first-team All-Region and first-team All-Metro selection... named to the VHSL Region 5B All-Academic Team.



66 DOM POLIZZI

OFFENSIVE LINE

6-1 - 284

SENIOR

BROCKPORT, NY - BROCKPORT

Hoof Prints: Former walk-on who was awarded a scholarship prior to the 2022 season... made the move from defensive tackle to offensive line prior to the 2022 campaign... multiple Academic All-MAC selection... major is history. **Junior (2022):** Appeared in nine games and made one start at right guard... named Academic All-MAC... helped block for an offense that ranked in the top five in the conference in scoring offense (28.5), total offense (377.2) and passing offense (235.3). **Sophomore (2021):** Appeared in 11 games primarily on special teams... named Academic All-MAC. **Redshirt-Freshman (2020):** Appeared in six games... had six tackles and a fumble recovery on the season... named Academic All-MAC... had two tackles and a fumble recovery against Northern Illinois (11/4)... had two tackles against Bowling Green (11/17). **Freshman (2020):** Redshirted in his first season at Buffalo. **High School:** A three-year letterwinner and two-year team captain at Brockport High School... named first-team All-Rochester and second-team All-State... helped lead the Blue Devils to a sectional championship in 2015... also participated on the track and field team.



1 JAYDEN OLIVER

CORNERBACK

6-3 - 175

R-JUNIOR

TAMPA, FL - EAST BAY

Hoof Prints: Began his career as a starter in 2022 before suffering a season-ending injury in the fourth game of the year... major is sociology. **Junior:** Redshirted in his first season at Buffalo after suffering a season-ending injury... did appear in four games and made three starts... had four tackles and a tackle for loss on the season... had a tackle for loss at Maryland (9/3)... also registered a tackle against Holy Cross (9/10), Coastal Carolina (9/17) and Eastern Michigan (9/24). **Previous**



14 CARON ROBINSON

SAFETY

5-9 - 180

JUNIOR

ROCHESTER, NY - AQUINAS INSTITUTE

Hoof Prints: Made the move from running back to safety in the spring... also plays on special teams... major is media study. **Sophomore (2022):** Appeared in three games, primarily on special teams. **Redshirt-Freshman (2021):** Missed the season with an injury. **Freshman (2020):** Appeared in one game... saw action against Akron (12/12)... had five carries for 36 yards against the Zips. **High School:** Running back from Rochester, NY who played at Aquinas Institute... twice named to the All-Greater Rochester Team... named first-team All-State as a senior and fourth-team All-State as a junior... named the 2018 NYSHSFC Class AA Player of the Year... twice he helped lead the Li'l Irish to a state title... named Offensive MVP of the 2018 state title game... a two-time sectional champion in track.



77 CAELAN SHEPARD

OFFENSIVE LINE

6-6 - 315

SENIOR

ANNAPOLIS, MD - BROADNECK

Hoof Prints: Offensive lineman who worked his way into the rotation in 2022 ... major is sociology. **Junior (2022):** Appeared in 10 games... helped block for an offense that ranked in the top five in the conference in scoring offense (28.5), total offense (377.2) and passing offense (235.3). **Sophomore (2021):** Appeared in one game as a reserve offensive lineman. **Redshirt-Freshman (2020):** Appeared in five games as a reserve offensive lineman and on special teams. **Freshman (2019):** Redshirted in his first season at Buffalo. **High School:** Offensive lineman for a Broadneck High School team that went 10-1 in 2018... named USA Today All-USA Maryland Second Team in 2017... was a Baltimore Sun All-Metro First Team selection in 2017.



15 COLE SNYDER

QUARTERBACK

6-2 - 208

5TH YEAR

LAKEWOOD, NY - SOUTHWESTERN

Hoof Prints: Transfer from Rutgers who started all 13 games in 2022, his first season with the Bulls... became just the third quarterback in program history to throw for 3,000 yards in a season... major is economics. **Junior (2022):** Started all 13 games... finished 271-for-461 for 3,030 yards and 18 touchdowns on the year... third QB in program history to throw for 3,000 yards in a season... completed 58.7 percent of his passes... also rushed for 145 yards and four touchdowns... went 23-for-34 for a season-high 305 yards and three touchdowns and added a season-high 51 yards rushing against Holy Cross (9/10)... three for 264 yards and two touchdowns at Coastal Carolina (9/17)... threw for 297 yards and two touchdowns and rushed for 35 yards and two more scores at Eastern Michigan (9/24)... threw for 188 yards and the game-winning touchdown with 31 seconds left and rushed for a touchdown in a win over Miami (OH) (10/1)... threw for 277 yards and three touchdowns at Massachusetts (10/15)... threw for 245 yards and added a score on the ground against Toledo (10/22)... threw for 238 yards and

two touchdowns at Ohio (11/1)... threw for 264 yards and three touchdowns against Akron (12/2)... threw for 265 yards and a touchdown against Georgia Southern (12/27). **Previous School:** Quarterback from the Southern Tier who transferred from Rutgers... played in six games in 2021 and was 18-for-28 for 130 yards and a touchdown... added 42 rushing yards... earned Academic All-Big Ten honors... graduated from Southwestern High School where helped lead the Trojans to a 9-1 record as a senior... threw for 2,069 yards and 37 touchdowns... named the Class C South Player of the Year... named first-team All-USA New York by USA Today... a finalist for the 2018 Connelly Cup... a two-time All-Western New York First Team honoree.

Snyder's Career Statistics

| Year | GP-GS | Comp | Att | Int | Pct. | Yards | TD | Long | Avg/G |
|---------------|--------------|------------|------------|----------|-------------|--------------|-----------|-----------|---------------|
| 2022 | 13-13 | 271 | 461 | 8 | 58.8 | 3,030 | 18 | 69 | 233.08 |
| Totals | 13-13 | 271 | 461 | 8 | 58.8 | 3,030 | 18 | 69 | 233.08 |



33 CALEB TATE

CORNERBACK

6-0 - 210

SENIOR

TAMPA, FL - TAMPA CATHOLIC

Hoof Prints: Cornerback from Florida who should factor into the rotation... his father, Mark, played football at Penn State... major is criminology. **Junior (2022):** Appeared in 13 games, primarily on special teams... had nine tackles on the season... had two solo tackles against Miami (10/1)... had a season-high three tackles at Ohio (11/1). **Sophomore (2021):** Appeared in all 12 games as a reserve linebacker and on special teams... had 12 tackles and 1.5 tackles for loss on the season... had a tackle for loss against Wagner (9/2)... had a season-best three tackles against Coastal Carolina (9/18)... had two tackles against Akron (10/23) and Bowling Green (10/30). **Redshirt-Freshman (2020):** Appeared in seven games primarily on special teams... had five tackles on the season... had a tackle against Miami (OH) (11/10) and Bowling Green (11/17)... had two tackles against Akron (12/12)... had a tackle against Ball State (12/18). **Freshman (2019):** Redshirted in his first season at Buffalo. **High School:** Linebacker from Tampa, FL where he played at Tampa Catholic High School... had 100 tackles (58 solo), eight tackles for loss, 1.5 sacks, eight quarterback hurries, four interceptions, two forced fumbles and three fumble recoveries his senior season... he helped lead the Crusaders to the 2018 Class 3A Regional Semifinals.



50 MICHAEL TETTEH

DEFENSIVE END

6-3 - 240

JUNIOR

BRONX, NY - CARDINAL HAYES

Hoof Prints: Defensive end who looks to work his way into the rotation in 2023... major is economics. **Sophomore (2022):** Appeared in three games... did not register a tackle. **Redshirt-Freshman (2021):** Worked with the Bulls scout teams. **Freshman (2020):** Redshirted in his first season at Buffalo. **High School:** Defensive tackle from Cardinal Hayes High School in the Bronx... three-year letterwinner and 2019 CHSFL All-League defensive player... named to the 2019 NYCHSFL All-Star Team... helped lead the Cardinals to the 2019 CHSFL Championship... lived in Ghana for seven years as a child.



94 ANTHONY VENERI

PUNTER

6-0 - 225

SOPHOMORE

HAMILTON, ONTARIO - ST. THOMAS MORE

Hoof Prints: Joined the team as a walk-on before earning the starting job early in the 2022 season... named to the 2022 FWAA Freshman All-American Team... major is business administration. **Freshman (2022):** Started the final 10 games of the season at punter... his 43.0 yards per punt average was a single-season school record... had 12 punts of 50+ yards and four punts of 60+ yards... 10 of his 43 punts were downed inside the 20-yard line... named to the Football Writers Association of America (FWAA) Freshman All-America Team. **Previous School:** A graduate of St. Thomas More Catholic Secondary School in Hamilton, Ontario where he not only kicked but also played linebacker and running back... made 8-of-10 field goals as a senior... averaged 45 yards per punt... helped lead the Knights to four championship seasons and the top ranking in Canadian high school football.



53 SIDNEY WALKER

OFFENSIVE LINE

6-2 - 285

GRADUATE

CRESTVIEW, FL - BAKER

Hoof Prints: Transfer from UConn who sat out last season due to an injury... major is exercise science. **Senior:** Missed the season with an injury. **Previous School:** Transfer from Connecticut where he played two seasons... appeared in 10 games and started nine at center for the Huskies... began his career at Kilgore College... named a 2019 NJCAA All-American honorable mention... the Kilgore offense averaged 35 points a game with Walker on the offensive line and totaled 232 rush yards and 485 total yards a game... graduated from Baker High School in Florida.



69 GABE WALLACE

OFFENSIVE LINE

6-6 - 337

GRADUATE

SALMON ARM, ONTARIO - ST. ANDREW'S

Hoof Prints: All-MAC offensive lineman from Canada who has been a starter each of the last two seasons... also an accomplished rugby player... major is sociology. **Senior (2022):** Started all 13 games at left guard... named All-MAC Third Team... helped block for an offense that ranked in the top five in the conference in scoring offense (28.5), total offense (377.2) and passing offense (235.3). **Junior (2021):** Started all 12 games on the offensive line... started the first two games at right tackle before moving to guard the rest of the way... member of an offensive line that averaged 410 yards of total offense and 195.5 rushing yards per game. **Sophomore (2020):** Appeared in seven games as a reserve offensive lineman and in special teams formations. **Redshirt-Freshman (2019):** Saw action in five games as a reserve offensive tackle. **Freshman (2018):** Redshirted in his first season at Buffalo. **High School:** Offensive lineman from Salmon Arm, BC who played at St. Andrew's College. Ranked the #1 offensive lineman in Canada according to Canada Football Chat. A team captain, he earned the Addison Award for outstanding achievement his senior season. Named All-Conference his senior

season. Helped lead the Saints to the CISSA semifinals his senior season and a 14-4 record over his two seasons at St. Andrew's. Also an accomplished rugby player who played on the Alberta Provincial team and was invited to try out for Team Canada.



27 MIKE WASHINGTON

RUNNING BACK

6-2 - 215

SOPHOMORE

UTICA, NY - CICERO-NORTH SYRACUSE

Hoof Prints: Running back who saw time in the starting lineup last season... had the second longest run in program history (92 yards) at Bowling Green in 2022... major is nutrition science. **Redshirt-Freshman (2022):** Appeared in 13 games and made two starts... led the Bulls in rushing with 625 yards and had as team-high seven rushing touchdowns... added 23 receptions for 135 yards and a score... rushed for 55 yards and a touchdown against Holy Cross (9/10)... rushed for 71 yards and two touchdowns at Eastern Michigan (9/24)... rushed for 36 yards and a score against Miami (OH)... rushed for a season-best 155 yards and two touchdowns, including a 92-yarder at Bowling Green (10/8)... has a receiving touchdown at Ohio (11/1)... rushed for 41 yards and a touchdown at Central Michigan (11/9)... had a season-high eight receptions against Akron (12/2). **Freshman (2021):** Appeared in three games... rushed for 132 yards and a touchdown on 23 carries... had 13 carries for 65 yards against Wagner (9/2)... had nine carries for 53 yards at Akron (10/23)... had a 14-yard touchdown run against Bowling Green (10/23). **High School:** Running back from Central New York who played at Cicero-North Syracuse High School... earned All-State honors after rushing for 1,423 yards and 15 touchdowns his junior season... also played defense and had 31 tackles and three interceptions... named All-CNY... MVP of the Regional Championship Game.

Washington's Career Statistics

| Year | GP-GS | Att | Yards | Avg. | TD | Long | Rec. | Yards | TD | Long |
|---------------|-------------|------------|------------|------------|----------|-----------|-----------|------------|----------|-----------|
| 2021 | 3-0 | 23 | 132 | 5.7 | 1 | 16 | 0 | 0 | 0 | 0 |
| 2022 | 13-2 | 150 | 625 | 4.2 | 7 | 92 | 23 | 135 | 1 | 23 |
| Totals | 16-2 | 173 | 757 | 4.4 | 8 | 92 | 23 | 135 | 1 | 23 |



95 DAYMOND WILLIAMS

DEFENSIVE TACKLE

6-3 - 283

SENIOR

ROUND ROCK, TX - CEDAR RIDGE

Hoof Prints: Burst onto the scene as an All-MAC defensive tackle in 2021... named to the 2022 Outland Trophy preseason watch list. major is sociology. **Senior (2022):** Started all 13 games at defensive tackle... had 33 tackles, 10.5 tackles for loss, a team-high 4.5 sacks and an interception... had at least one tackle for loss in each of the first five games of the season... had a sack at Maryland (9/3)... had two tackles and a tackle for loss against Holy Cross (9/10)... had two tackles and a tackle for loss at Coastal Carolina (9/17)... had two tackles and a sack at Eastern Michigan (9/24)... had four tackles and 1.5 tackles for loss against Miami (OH) (10/1)... had three tackles and two tackles for loss at Massachusetts (10/15)... had four tackles and a half tackle for loss at Ohio (11/1)... had three tackles and an interception against Kent State (11/26)... had a sack against Akron (12/2)... had five tackles and a tackle for loss against Georgia Southern (12/27). **Junior (2021):** Appeared in 12 games and started five on the defensive line... led the Bulls is sacks with 6.5... added 46 tackles, 10.5 tackles for loss and three pass breakups... named All-MAC Second Team... had three tackles and a tackle for loss against Wagner (9/2)... had three tackles and a half sack at Old Do-



minion (9/25)... had five tackles and a sack against Western Michigan (10/2)... had four tackles and a sack against Ohio (10/16)... had three tackles and two sacks at Akron (10/23)... had four tackles, two tackles for loss and a sack at Miami (OH) (11/9)... had six tackles and a tackle for loss against Northern Illinois (11/17)... had a season-high nine tackles, two tackles for loss and a sack at Ball State (11/23). **Previous School:** Transferred from Cisco College in Texas where he was a NJCAA honorable mention All-American in the spring of 2021... had 36 tackles, 10 tackles for loss and 8.5 sacks for a Wrangler squad that went 7-0... a graduate of Cedar Ridge High School where he was a first-team 6A All-State selection... also named to the All-Central Texas Football Team... had 66 tackles, 23 tackles for loss and 19 sacks as a senior.

Williams' Career Statistics

| Year | GP-GS | Solo | Ast | TT | TFL-Yds | Sacks | Int | FR | FF |
|---------------|--------------|-----------|-----------|-----------|-----------------|----------------|----------|----------|----------|
| 2021 | 12-5 | 19 | 27 | 46 | 10.5-51 | 6.5-42 | 0 | 0 | 0 |
| 2022 | 13-13 | 17 | 16 | 33 | 10.5-50 | 4.5-36 | 1 | 0 | 0 |
| Totals | 25-18 | 36 | 43 | 79 | 21.0-101 | 11.0-78 | 1 | 0 | 0 |



74 ISAIAH WRIGHT

OFFENSIVE LINE

6-4 - 300

JUNIOR

NORTH PLAINFIELD, NJ - ST. PETER'S PREP

Hoof Prints: Transfer from Rutgers who started all 13 games at left tackle in 2022... major is African American Studies. **Sophomore (2022):** Started all 13 games at left tackle... helped block for an offense that ranked in the top five in the conference in scoring offense (28.5), total offense (377.2) and passing offense (235.3). **Previous School:** Transfer from Rutgers where he spent two seasons... earned Academic All-Big Ten honors... a graduate of St. Peter's Prep where he helped lead the Marauders to an 11-1 record as a senior... won the 2019 Non-Public Group 4 Championship held at Met Life Stadium... honorable mention USA Today 2019 All-New Jersey on offense... named to the 2019 Jersey Sports Zone All-Zone team on offense.



90 GEORGE WOLO

DEFENSIVE TACKLE

6-0 - 275

SENIOR

COLUMBIA, MD - OUR LADY OF GOOD COUNSEL

Hoof Prints: Worked his way into the starting lineup and ranked second on the team in sacks as a true freshman in 2020... major is communication. **Junior (2022):** Appeared in 13 games... has 18 tackles, three tackles for loss and 2.5 sacks... had six tackles and a sack against Holy Cross (9/10)... had two tackles and a sack at Bowling Green (10/8)... had five tackles and a tackle for loss at Massachusetts (10/15)... had two tackles at Ohio (11/1)... had three quarterback hurries against Georgia Southern (12/27). **Sophomore (2021):** Appeared in 12 games and made 10 starts at defensive tackle... had 22 tackles, 2.5 sacks, a forced fumble and a fumble recovery on the season... had a sack against Wagner (9/2)... had season-high four tackles against Coastal Carolina (9/18)... had three tackles at Old Dominion (9/25)... had two tackles, a sack and a forced fumble against Western Michigan (10/2)... had three tackles against Ohio 10/16)... had two tackles and a fumble recovery at Miami (OH) (11/9)... had three tackles and a half sack at Ball State (11/23). **Freshman (2020):** Appeared in seven games and started the final four at defensive tackle... had 27 tackles, four tackles for loss, three sacks and two forced fumbles on the season... had two tackles and a forced fumble against Northern Illinois (11/4)... had three tackles against Miami (OH) (11/10)... had five tackles and a sack against Bowling Green (11/17)... had four tackles, including a tackle for loss against Kent State (11/28)... had four tackles and a sack against Akron (12/12)... had a season-best seven tackles, including 1.5 tackles for loss, a sack and a forced fumble against Ball State (12/18)... had two tackles against Marshall (12/25). **High School:** All-Conference defensive tackle from Maryland where he played at Our Lady of Good Counsel High School with fellow signee Jalen McNair... was a team captain and three-year starter for the Falcons... twice named second-team All-WCAC... helped lead Our Lady of Good Counsel to a conference championship in 2019.

Wolo's Career Statistics

| Year | GP-GS | Solo | Ast | TT | TFL-Yds | Sacks | Int | FR | FF |
|---------------|--------------|-----------|-----------|-----------|---------------|---------------|----------|----------|----------|
| 2020 | 7-4 | 10 | 17 | 27 | 4.0-22 | 3.0-20 | 0 | 0 | 2 |
| 2021 | 12-10 | 7 | 15 | 22 | 2.5-25 | 2.5-25 | 0 | 1 | 1 |
| 2022 | 13-0 | 6 | 12 | 18 | 3.0-18 | 2.5-16 | 0 | 0 | 0 |
| Totals | 32-14 | 23 | 44 | 67 | 9.5-65 | 8.0-61 | 0 | 1 | 3 |



56 JAKE ZIMMER

LINEBACKER

6-1 - 230

GRADUATE

PENFIELD, NY - MCQUAID JESUIT/MILFORD

Hoof Prints: Walk-on who adds depth at linebacker... prepped at Milford Academy... major is finance. **Senior (2022):** Worked with the scout teams. **Junior (2021):** Worked with the scout teams. **Sophomore (2020):** Appeared in three games on special teams... had a tackle against Ball State (12/18). **Redshirt-Freshman (2019):** Worked with the scout teams. **Freshman (2018):** Redshirted in his first season at Buffalo. **Previous School:** Walked on at UB after spending one season at Milford Prep... A graduate of McQuaid Jesuit.



2023 RECRUITING CLASS

MID-YEAR ENROLLEES

12 JOE ANDREESEN

LINEBACKER

GRADUATE

6-1, 232

DEPEW, NY/LANCASTER HS/BRYANT

Previous School: Local product who is transferring back home after spending five seasons at Bryant... earned All-America honors after setting a school record with 116 tackles in 2022... finished his career at Bryant third in career tackles with 256... ranked eight in FCS in 2022, averaging 10.5 tackles per game... was a two-year starter at Lancaster High School where he was a two-time All-State linebacker... had 118 tackles, 18 tackles for loss and 5.5 sacks his senior season.

72 NICK BEANS

OFFENSIVE LINE

SENIOR

6-4, 310

AKRON, OH/MANCHESTER HS/NOTRE DAME COLLEGE

Previous School: Transfer from Notre Dame College where he was a three-year starter at center... a three-time All-MEC First Team selection... named All-Super Region 1 in 2022... part of a program that went 35-9 in his time there.

79 TREVOR BROCK

OFFENSIVE LINE

SOPHOMORE

6-6, 305

ST. LOUIS, MO/AFFTON HS/IOWA WESTERN

Previous School: Offensive lineman transfer from Iowa Western where he was a first-team All-American... helped lead the Reivers to the 2022 National Championship... a graduate of Affton High School in St. Louis where he was an All-District selection.

18 DION CRAWFORD

LINEBACKER

FRESHMAN

6-1, 225

SUWANEE, GA/COLLINS HILL HS

Previous School: A two-time first-team All-State linebacker from Collins Hill High School in Georgia... had 123 tackles, 23 tackles for loss and 11 sacks his senior season.

16 MASON CUMBIE

QUARTERBACK

FRESHMAN

6-2, 190

HOPEWELL, VA/HOPEWELL HS

Previous School: Dual-threat quarterback from Hopewell High School in Virginia... threw for 1,312 yards and 12 touchdowns as a senior... selected to play in the Big River Rivalry All-Star Game.

88 RYAN DALY

TIGHT END

SOPHOMORE

6-6, 235

MOUNTAIN VIEW, CA/ST. FRANCIS HS/CCSF

Previous School: Tight end who transferred from City College of San Francisco after playing one season... in seven games at CCSF, he had 13 catches for 135 yards and four touchdowns... the Mountain View, CA native is a graduate of St. Francis High School.



9 GUNNAR GRAY

QUARTERBACK

FRESHMAN

6-4, 190

SAN DIEGO, CA/UNIVERSITY CITY HS/SAN DIEGO MESA

Previous School: Transfer from San Diego Mesa College where he spent two seasons as the starting quarterback... threw for 4,048 yards and 40 touchdowns over 18 games... named MVP of the Southern California Bowl after leading the Olympians to a 21-20 win over El Camino... a two-time first-team All-Conference selection... a graduate of University City High School in San Diego where he threw for 8,401 yards and 85 touchdowns over his career... had his best season as a junior when he threw for 3,758 yards and 39 TDs.

30 D'ANDRE GREELEY

DEFENSIVE BACK

SOPHOMORE

6-0, 180

MONROE, LA/BALLARD HS/COLORADO STATE

Previous School: Transfer from Colorado State where he spent one season... began his career at City College of San Francisco... tallied 10 interceptions including two pick-sixes and a three-interception game vs. Diablo Valley... named a CCCAA first-team All-American... helped lead CCSF to their eighth state football title with his 10th interception of the season and a junior college national championship with a 13-0 record and the top ranking.

3 DARRELL HARDING, JR.

WIDE RECEIVER

GRADUATE

6-4, 222

WINTER GARDEN, FL/WEST ORANGE HS/DUKE

Previous School: Graduate transfer from Duke where he spent four seasons... appeared in 42 games and made five starts for the Blue Devils... totaled 35 catches for 452 yards (12.9 ypc) over his career... a graduate of West Orange High School in Florida where he was a two-time All-Metro and All-Central Florida selection... named the Orlando Touchdown Club Player of the Year following his senior season... had 52 receptions for 1,067 yards and 15 touchdowns as a senior.

3 DEMETRIUS HARRIS

SAFETY

GRADUATE

6-2, 191

MUSKEGON, MI/MUSKEGON HS/CORNELL

Previous School: Graduate transfer from Cornell where he played 30 games over three seasons... totaled 97 tackles, two interceptions, eight passes defended, two forced fumbles and three fumble recoveries in his time with the Big Red... was a team captain his senior season... had 43 tackles, an interception, four pass breakups, two forced fumbles and a fumble recovery en route to earning All-Ivy League Honorable Mention honors in 2022... a native of Michigan, helped lead Muskegon High School to a state championship as a senior while playing safety, outside linebacker and wide receiver... played in the M.A.C. all-star game after making 28 tackles with six pass breakups and an interception during his senior season.

21 DYLAN KEDZIOR

RUNNING BACK

JUNIOR

6-0, 212

CLAREMORE, OK/CLAREMORE HS/HUTCHINSON CC

Previous School: Transfer from Hutchinson Community College where he was a JUCO All-American as a running back... rushed for 1,090 yards and 11 touchdowns in 2022... had his best game against Butler when he rushed for 230 yards and three touchdowns... was named the KJCCC Offensive Player of the Year... a graduate of Claremore High School in Oklahoma when he was selected to play in the Oklahoma Football Coaches Association All-State Game... played primarily wide receiver for the Zebras and had 57 receptions for 937 yards and 14 touchdowns as a senior.

92 DEVONYAL LOFTON

DEFENSIVE END

JUNIOR

6-2, 240

FOREST, MS/FOREST HS/EAST MISSISSIPPI CC

Previous School: Defensive end who transferred from East Mississippi Community College... over two seasons with the Lions, had 74 tackles, 15.5 tackles for loss, 11 sacks and four forced fumbles... a graduate of Forest High School where he was a 3A All-State Second Team selection.



43 CHARLES MCCARTHERENS

CORNERBACK

FRESHMAN

5-11, 160

KENNESAW, GA/NORTH COBB HS

Previous School: Cornerback from North Cobb High School in Georgia... was a first-team All-Region selection... had 70 tackles, five tackles for loss, three forced fumbles, an interception and eight pass breakups his senior season.

10 CJ OGBONNA

QUARTERBACK

GRADUATE

6-2, 212

MARIETTA, GA/WHEELER HS/SE MISSOURI STATE

Previous School: Dual-threat quarterback who is a graduate transfer from Southeast Missouri State... had his best season in 2021 when he started all 11 games and threw for 1,521 yards and 12 touchdowns and ran for 357 yards and another three scores... named to the Ohio Valley Conference All-Newcomer Team... began his career at Hutchinson Community College where he spent two seasons and helped the Blue Dragons to the NJCAA National Championship in 2020... a graduate of Wheeler High School in Georgia where he threw for 2,280 yards and 28 touchdowns as a senior.

81 JAKE ORLANDO

TIGHT END

R-SENIOR

6-6, 245

BUFFALO, NY/WILLIAMSVILLE NORTH HS/UMASS

Previous School: Tight end who returns to Western New York after spending four seasons at UMass... appeared in 21 games over the last two seasons and had six receptions for 54 yards and a touchdown... a graduate of Williamsville North High School where he was a three-sport standout.

11 NICKOLAS ROY

DEFENSIVE END

FRESHMAN

6-3, 213

MONTREAL, QUEBEC/RABUN GAP-NACOOCHEE SCHOOL

Previous School: From Canada but played linebacker and tight end at Rabun Gap-Nacoochee School in Georgia... an All-Conference selection... as a senior had 48 tackles, two sacks and eight tackles for loss... as a tight end, had seven catches for 75 yards and a touchdown.

1 QUA SANDERS

WIDE RECEIVER

JUNIOR

6-2, 200

COLUMBIA, MS/WEST LOWNDES HS/JONES COLLEGE

Previous School: Transfer from Jones College where he was an All-MACCC Honorable Mention selection... totaled 63 catches for 702 yards and five touchdowns in his time with the Bobcats... a graduate of West Lowndes High School in Mississippi... had 600 receiving yards and 499 rushing yards over 10 games his senior season.

85 ANDREW SCHNACKENBERG

TIGHT END

JUNIOR

6-5, 230

ARKANSAS CITY, KS/ARKANSAS CITY HS/COFFEYVILLE

Previous School: Tight end transfer from Coffeyville Community College... totaled 13 receptions for 144 yards and two touchdowns... averaged 11.1 yards per catch... graduate of Arkansas City High School in Kansas where he was an All-League selection.

82 MITCH VIVIANO

TIGHT END

FRESHMAN

6-6, 255

OXFORD, MI/OXFORD HS/FORK UNION MILITARY ACA.

Previous School: Tight end who prepped at Fork Union Military Academy... a versatile player, he was a standout defensive end at Fork Union where he had 11 sacks, five tackles for loss, three fumble recoveries, a safety and a defensive touchdown in helping the Blue Devils to a 7-2 record... a graduate of Oxford High School in Michigan where he was an All-League selection.

12 MICAH WOODS

WIDE RECEIVER

JUNIOR

6-0, 175

PINSON, AL/PINSON VALLEY HS/HUTCHINSON CC

Previous School: Transfer from Hutchinson Community College where he spent two seasons as a wide receiver and helped lead the Blue Dragons to a spot in the 2022 JUCO National Championship game... in two seasons at Hutchinson, had 47 receptions for 694 yards and eight touchdowns... a graduate of Pinson Valley High School in Alabama where he helped the Indians win the 2020 state championship.



FALL ENROLLEES

20 JACQUEZ BARKSDALE

RUNNING BACK

JUNIOR

6-0, 225

TOPEKA, KS/TOPEKA HS/COFFEYVILLE CC

Previous School: JUCO transfer running back from Coffeyville Community College where he played two seasons... rushed for 553 yards on 90 carries over his career for a 6.14 yards per carry average... in 2022, rushed for 443 yards on 77 carries (5.75 ypc)... played at Topeka High School where he was elected to play in the Kansas Shrine Bowl.

13 MESSIAH BURCH

ATHLETE

FRESHMAN

5-10, 165

STATEN ISLAND, NY/MONSIGNOR FARRELL HS

Previous School: All-league running back from Monsignor Farrell High School in Staten Island...as a junior, despite missing the first four games with an injury, still rushed for 986 yards and 15 touchdowns... named CHS-FL All-League.

89 ZION CARTER

TIGHT END

GRADUATE

6-6, 265

ODESSA, FL/BERKELEY PREP HS/DARTMOUTH

Previous School: Graduate transfer from Dartmouth where he spent four years as a tight end... helped lead the Big Green to a share of the Ivy League crown in 2021... appeared in all 10 games in 2022 and excelled as a blocking tight end... a native of Florida, graduated from Berkeley Prep where he was a standout on the hardwood before turning to football as a senior... was a team captain.

75 JAMARR DAVIS

OFFENSIVE LINE

JUNIOR

6-4, 315

WEST POINT, MS/WEST POINT HS/NW MISSISSIPPI CC

Previous School: Offensive lineman who transferred from Northwest Mississippi Community College... was an All-Region selection in 2022 and helped the Rangers finish third in the final JUCO rankings... a graduate of West Point High School in West Point, MS... represented Mississippi in the Mississippi/Alabama Football All-Star Classic following his senior campaign...also chosen 5A All-State first team offensive lineman by the Mississippi Association of Coaches after his senior season.

45 GIOVANNI DE LEON

LINEBACKER

JUNIOR

6-3, 255

LOS ALAMITOS, CA/LOS ALAMITOS HS/LOUISVILLE

Previous School: Linebacker who transferred from Cerritos College where he played two seasons... had 101 tackles, including 8.5 tackles for loss and three sacks over his career at Cerritos... added an interception and a fumble recovery... a graduate of Alamos High School... named the Sunset League Linebacker of the Year his senior season... named All-League First Team and named his team's most valuable player after amassing 74 tackles, 11 sacks, two interceptions and a forced fumble as a senior... was a second-team All-League selection as a junior after totaling 80 tackles and nine sacks.

25 JAYDEN LEWIS

SAFETY

FRESHMAN

6-0, 190

BUFFALO, NY/BENNETT HS

Previous School: Local product who did a little bit of everything for Bennett High School in helping the Tigers win the 2022 State Championship... named the 2022 Buffalo News Co-Player of the Year... as a senior, rushed for 857 yards and 10 touchdowns and had 605 receiving yards and 10 touchdowns... on defense, had 64 tackles and seven interceptions.



6 CHANCE MORROW

WIDE RECEIVER

R-FRESHMAN

6-4, 200

CHARLOTTE, NC/WEST CHARLOTTE HS/LOUISVILLE

Previous School: Wide Receiver who transferred from Louisville where he redshirted as a freshman in 2022... a graduate of West Charlotte High School... named to the Carolina Bowl Senior Showcase Watchlist... had five catches for 111 yards and three touchdowns as West Charlotte beat West Mecklenburg 62-13... recorded four touchdown receptions in a loss to Chambers... named to the Channel 9 Big 22 Team... recorded 33 receptions for 755 yards and 12 touchdowns while posting a catch average of 22.9 in his junior season ... named to the second-team All-Charlotte Offense by the Charlotte Observer.

2 JYAIRE STEVENS

DEFENSIVE END

GRADUATE

6-4, 237

WAPPINGERS FALLS/KETCHAM HS/LAFAYETTE

Previous School: Graduate Transfer defensive end from Lafayette where he played four seasons... As a senior, had 40 tackles, seven tackles for loss, 2.5 sacks, nine quarterback hurries, a forced fumble and a fumble recovery... a graduate of Ketcham High School where he earned All-USA Today First-Team defensive honors in New York State in 2018... named All-Section 1 as a senior while guiding the Indians to a 6-3 mark... played running back, wide receiver, linebacker, free safety and spent time at returner during his prep career.

96 JUNIOR POYSER

DEFENSIVE TACKLE

FRESHMAN

6-2, 315

BROMPTON, ONTARIO/WILLISTON NORTHHAMPTON SCHOOL

Previous School: From Canada but played defensive tackle at Williston Northampton School in Massachusetts... an All-NEPSAC selection.

32 AMONTE STROTHERS

DEFENSIVE BACK

R-FIFTH YEAR

6-1, 195

HOMESTEAD, PA/STEEL VALLEY HS/DELAWARE

Previous School: Defensive back who transferred from Delaware where he spent five seasons... saw action in four seasons and totaled 72 tackles, four interceptions and 16 passes defended... coming off a season in which he had 31 tackles, three tackles for loss, a sack, an interception and four passes defended... a graduate of Steel Valley High School where he was a two-time all-conference selection... selected to the Pittsburgh Tribune WPI-AL All-Star team as a senior... earned second-team All-State honors by the Pennsylvania Football News in 2016... team went 15-0 and won the Pennsylvania state AA title in 2016 and posted an 11-1 record and advanced to the state quarterfinals in 2017.

32 LAMAR SPERLING

RUNNING BACK

FRESHMAN

5-10, 180

AKRON, OH/ARCHBISHOP HOBAN HS

Previous School: Running back from Archbishop Hoban High School where he was named 2022 Ohio Mr. Football... broke the single-season OHSAA record by rushing for 3,984 yards and 59 touchdowns his senior season... he rushed for 1,781 yards and 26 touchdowns on 192 carries in six playoff games alone... named Northeast Inland District Offensive Player of the Year... named Cleveland.com Offensive Player of the Year.

73 HENRY TABANSI

OFFENSIVE LINE

FRESHMAN

6-5, 285

STATEN ISLAND, NY/MOORE CATHOLIC HS

Previous School: Offensive lineman from Moore Catholic High School on Staten Island where he was a three-year starter... an All-State selection.



7 RICHIE WATTS

QUARTERBACK

SOPHOMORE

6-3, 210

ROCKLIN, CA/ROCKLIN HS/COLLEGE OF SAN MATEO

Previous School: JUCO transfer quarterback who spent last season at the College of San Mateo... In his lone season with the Bulldogs, he threw for 2,148 yards, 21 touchdowns to only two interceptions while completing 63 percent of his passes... he helped lead San Mateo to a 12-1 record and a CCCAA Football state title... had his best performance against San Joaquin Delta, completing 16-of-18 passes for 269 yards and six touchdowns... a graduate of Rocklin High School in California where he was an All-Metro selection for the Thunder... threw for 1,893 yards and 10 touchdowns over his final two seasons, including a shortened four-game senior campaign due to COVID-19.

29 BEN SANGMUAH

DEFENSIVE BACK

R-FRESHMAN

6-2, 190

SCARBOROUGH, ONT./CLARKSON HS/UNIVERSITY OF BC

Previous School: Transfer from the University of British Columbia where he spent one season... Over 11 games, had 23 tackles, two interceptions and two pass breakups... played for the Football-North Clarkson Chargers in Scarborough, Ontario.



BULLS IN THE MAC TEAM RANKINGS

| | |
|--------------------------|------------------|
| Scoring offense _____ | 3rd (29.5 ppg) |
| Scoring defense _____ | 5th (27.6 ppg) |
| Total offense _____ | 4th (384.1 ypg) |
| Total defense _____ | 8th (399.3 ypg) |
| Rushing offense _____ | 6th (154.1 ypg) |
| Rushing defense _____ | 12th (186.5 ypg) |
| Passing offense _____ | 5th (230.0 ypg) |
| Pass defense _____ | 4th (212.7 ypg) |
| Kickoff returns _____ | 4th (21.3 ypr) |
| Punt returns _____ | 12th (1.1 avg) |
| Net punting _____ | 9th (34.3 ypg) |
| Quarterback sacks _____ | 11th (19) |
| Penalties against _____ | 3rd (48.6 ypg) |
| Time of Possession _____ | 1st (33:32) |

HOW THE GAME STARTED

| Opponent | Coin Toss | Choice | UB 1st Drive | Opp. 1st Drive |
|------------------|----------------|--------|-----------------|-------------------|
| Maryland | Maryland won | Kick | Punt | TD |
| Holy Cross | Holy Cross won | Kick | Punt | Punt |
| Coastal Carolina | UB won | Kick | FG | Fumble |
| E. Michigan | EMU won | Kick | TD | TD |
| Miami (OH) | UB won | Kick | TD | Punt |
| Bowling Green | BG won | Kick | TD | Interception |
| UMass | UB won | Kick | FG | Punt |
| Toledo | UB won | Kick | Missed FG | Punt |
| Ohio | Ohio won | Kick | Punt | TD |
| C. Michigan | CMU won | Kick | TD | TD |
| Kent State | UB won | Kick | FG | FG |
| Akron | UB won | Kick | Downs | INT |
| Georgia Southern | UB won | Kick | Punt | Punt |

GAME CAPTAINS

| | | |
|----------|---------------------------|--|
| Sept. 3 | at Maryland _____ | Ron Cook, Jahmin Muse, James Patterson, Quian Williams |
| Sept. 10 | Holy Cross _____ | Jaylon Bass, Robbie Mangas, Gabe Wallace, Daymond Williams |
| Sept. 17 | at Coastal Carolina _____ | Marcus Fuqua, Ebrahim Kante, Justin Marshall, Cole Snyder |
| Sept. 24 | at Eastern Michigan _____ | Ron Cook, Shaun Dolac, Daymond Williams, Quian Williams |
| Oct. 1 | Miami (OH) _____ | Trevor Borland, Shaun Dolac, Damian Jackson, Gabe Wallace |
| Oct. 8 | at Bowling Green _____ | Robbie Mangas, Justin Marshall, Jahmin Muse, Daymond Williams |
| Oct. 15 | at UMass _____ | Jaylon Bass, Desmond Bessent, Damian Jackson, Gabe Wallace |
| Oct. 22 | Toledo _____ | Ron Cook, Robbie Mangas, James Patterson, Daymond Williams |
| Nov. 1 | at Ohio _____ | Ron Cook, Shaun Dolac, Jahmin Muse, Gabe Wallace |
| Nov. 9 | at Central Michigan _____ | Ron Cook, James Patterson, Cole Snyder, Daymond Williams |
| Nov. 19 | Kent State _____ | Justin Marshall, James Patterson, Gabe Wallace, Daymond Williams |
| Nov. 26 | Akron _____ | Jaylon Bass, Robbie Mangas, Jahmin Muse, Gabe Wallace |
| Dec. 27 | Georgia Southern _____ | Shaun Dolac, Marcus Fuqua, Robbie Mangas, Gabe Wallace |

2022 University at Buffalo Game-By-Game Starters

| | Maryland | Holy Cross | Coastal | EMU | Miami | BGSU | UMass | Toledo | Ohio | CMU | Kent State | Akron | GSU |
|----|-----------|------------|-----------|-----------|-----------|-----------|-----------|-----------|-----------|-----------|------------|------------|------------|
| LT | Wright | Wright | Wright | Wright | Wright | Wright | Wright | Wright | Wright | Wright | Wright | Wright | Wright |
| LG | Wallace | Wallace | Wallace | Wallace | Wallace | Wallace | Wallace | Wallace | Wallace | Wallace | Wallace | Wallace | Wallace |
| C | Hasz | Hasz | Hasz | Hasz | Hasz | Hasz | Hasz | Hasz | Hasz | Hasz | Hasz | Hasz | Hartnett |
| RG | Hartnett | Hartnett | Polizzi | Doty | Doty | Doty | Doty | Doty | Doty | Doty | Doty | Doty | Doty |
| RT | Bessent | Bessent | Bessent | Bessent | Bessent | Bessent | Bessent | Bessent | Bessent | Bessent | Bessent | Bessent | Bessent |
| TE | Mangas | Mangas | Mangas | Mangas | Mangas | Mangas | Borland | Borland | Borland | Borland | Mangas | Mangas | Mangas |
| WR | Williams | Williams | Williams | Williams | Williams | Williams | Williams | Williams | Williams | Johnson | Johnson | Johnson | Johnson |
| WR | Gassett | Gassett | | | | | Gassett | | | Williams | Williams | Williams | Williams |
| TE | | | Borland | Borland | | Borland | | | | | | | |
| QB | Snyder | Snyder | Snyder | Snyder | Snyder | Snyder | Snyder | Snyder | Snyder | Snyder | Snyder | Snyder | Snyder |
| RB | Cook | Cook | Cook | Cook | Cook | Cook | Cook | Cook | Cook | Cook | Henderson | Washington | Washington |
| RB | | | | | | | | | | | | | |
| WR | Marshall | Marshall | Marshall | Marshall | Marshall | Marshall | Marshall | Marshall | Marshall | Marshall | Marshall | Marshall | Marshall |
| DE | Kante | Kante | Kante | Kante | Kante | Kante | Kante | Kante | Kante | Kante | Kante | Kante | Bazile |
| DT | Bass | Bass | Bass | Bass | Bass | Bass | Bass | Bass | Bass | Bass | Bass | Bass | Bass |
| DT | Williams | Williams | Williams | Williams | Williams | Williams | Williams | Williams | Williams | Williams | Williams | Williams | Williams |
| DE | Laing | Bazile | Bazile | Bazile | Jackson | Jackson | Jackson | Jackson | Jackson | Jackson | Jackson | Jackson | Jackson |
| LB | Patterson | Patterson | Patterson | Patterson | Patterson | Patterson | Patterson | Patterson | Patterson | Patterson | Patterson | Patterson | Patterson |
| LB | Dolac | Dolac | Dolac | Dolac | Dolac | Dolac | Dolac | Dolac | Dolac | Dolac | Dolac | Dolac | Dolac |
| NK | Cobb | Cobb | Cobb | Muse | Brown | Cobb | Cobb | Cobb | Cobb | Cobb | Cobb | Cobb | McNair |
| CB | Hudgens | Oliver | Oliver | Cobb | Offord | Offord | Offord | Offord | Offord | Offord | Blades | Offord | Offord |
| S | Muse | Muse | Muse | Powell | Muse | Muse | Muse | Muse | Muse | Muse | Muse | Muse | Grant |
| S | Fuqua | Fuqua | Fuqua | Fuqua | Fuqua | Fuqua | Fuqua | Fuqua | Fuqua | Fuqua | Fuqua | Fuqua | Fuqua |
| CB | Oliver | Blades | Offord | King | King | Blades | King | King | King | King | King | King | Hines |



2022 Buffalo Game-by-Game Statistical Leaders

| Game/Result | Rushing | Passing | Receiving | Punting | FG's/PATs (Good) | Defense |
|--|---|------------------------------|---|---------------------------------|---|---|
| Sept. 3 at Maryland L, 31-10 | Cook 15-33 Washington 8-33 Henderson 4-27, TD | Snyder 18-35-0, 160 | Marshall 4-52 Williams 3-28 Gasset 3-22 | Baltar 7-312 44.6 (long 51) | McNulty 1-2 FG (41, 34) 1-1 PAT | Hudgens 7-1-8 Cobb 6-2-8 Dolac 6-1-7, PBU |
| Sept. 10 Holy Cross L, 37-31 | Washington 12- 55, TD Snyder 8-51 | Snyder 23-34-0- 305, 3 TD | Marshall 5-116, 2 TD Williams 8-105, TD Gasset 4-14 | Baltar 3-88 29.3 (long 52) | McNulty 1-1 FG (52) 4-4 PAT | Dolac 8-7-15, sack Patterson 6-5-11, TFL Bazile 2-5-7 |
| Sept. 17 at C. Carolina L, 38-26 | Washington 15-59 Cook 13-42 | Snyder 29-48-2- 264, 2 TD | Marshall 8-88, TD Williams 8-62, TD Gasset 5-33 | Baltar 3-122 40.7 (long 46) | McNulty 4-4 FG (36, 47, 42, 26) 2-2 PAT | Patterson 6-3-9, TFL, FR Offord 3-5-8 Dolac 4-1-5, FF |
| Sept. 24 at E. Michigan W, 50-31 | Cook 19-92 Washington 21- 71, 2 TD Snyder 7-35, 2 TD | Snyder 20-29-0- 297, 2 TD | Williams 6-99, TD Marshall 3-45 Gasset 2-64, TD | Venneri 1-44 44.0 (long 44) | McNulty 3-3 FG (41, 37, 28) 5-6 PAT | Dolac 7-6-13 Patterson 5-2-7, INT Cobb 1-4-5 |
| Oct. 1 Miami (OH) W, 24-20 | Cook 15-46 Washington 11- 36, TD Snyder 7-9, TD | Snyder 19-35-1- 188, TD | Williams 7-77 Marshall 6-52, TD Washington 2-21 | Venneri 6-257 42.8 (long 53) | McNulty 1-1 FG (43) 3-3 PAT | Dolac 12-2-14, 3 TFL Cobb 3-4-7, 1.5 TFL Patterson 5-1-6, sack |
| Oct. 8 at BGSU W, 38-7 | Washington 16- 155, 2 TD Cook 17-89 | Snyder 12-19-0- 171 | Marshall 3-43 Gasset 2-49 Cook 2-18 | Venneri 5-219 43.8 (long 48) | McNulty 1-1 FG (26) 7-7 PAT | Dolac 14-0-14, TFL Fuqua 4-2-6, INT, FR Patterson 4-2-6, FF, FR |
| Oct. 15 at UMass W, 34-7 | Henderson 5-99, TD Cook 11-43 | Snyder 20-31-2- 277, 3 TD | Gasset 4-85 Marshall 3-75, TD Harrity 3-46 | Venneri 3-152 50.7 (long 61) | McNulty 2-2 FG (39, 39) 4-4 PAT | Patterson 3-4-7, 2 TFL Cobb 0-7-7, 1.5 TFL Dolac 2-4-6, TFL |
| Oct. 22 Toledo W, 34-27 | Cook 18-118, TD Washington 10-36 | Snyder 22-39-0- 245, TD | Williams 5-37 Gasset 4-69, TD Cook 3-40 | Venneri 4-141 35.2 (long 64) | McNulty 2-3 FG (57, 40, 42) 4-4 PAT | Dolac 9-3-12, 3 TFL King 10-1-11, FF, FR Patterson 7-4-11 |
| Nov. 1 at Ohio L, 45-24 | Washington 6-19 Henderson 3-6 | Snyder 25-49-1- 238, 2 TD | Marshall 6-72, TD Williams 6-64 Mangas 4-41 | Venneri 5-233 46.6 (long 59) | McNulty 1-1 FG (28) 3-3 PAT | Patterson 7-9-16, 1.5 TFL Dolac 6-4-10, PBU Fuqua 3-2-5, FR |
| Nov. 9 at C. Michigan L, 31-27 | Cook 22-100, TD Henderson 16-72, TD | Snyder 19-32-1- 191 | Marshall 4-45 Williams 3-36 Johnson 3-19 | Venneri 4-164 41.0 (long 48) | McNulty 2-2 FG (42, 54) 3-3 PAT | Dolac 9-4-13, TFL, FF Patterson 6-3-9 Blades 4-2-6, TFL |
| Nov. 26 Kent State L, 30-27, OT | Myers 22-100, 3 TD Henderson 12-41 Washington, 12-40 | Snyder 20-28-0- 165 | Williams 4-23 Washington 4-23 Henderson 3-18 | Venneri 5-165 33.0 (long 42) | McNulty 2-3 FG (47, 33, 30) 3-3 PAT | Dolac 9-5-14, sack Patterson 6-4-10, 1.5 TFL Fuqua 6-3-9, TFL |
| Dec. 2 Akron W, 23-22 | Washington, 11-19 Scott 4-19 Ahmed, 1-4 | Snyder 23-44-1- 264, 3 TD | Washington 8-58 Marshall 6-83, 2 TD Williams 2-30, TD | Venneri 6-286 47.7 (long 64) | McNulty 1-2 FG (43, 53) 2-2 PAT | Dolac 4-8-12, 2.5 sacks Patterson 5-6-11, 2 TFL Cobb 5-4-9, 2 TFL |
| Dec. 27 v. Ga. Southern W, 23-21 | Ahmed, 27-98, TD Washington 7-19 Snyder, 4-6 | Snyder 21-38-0- 265, TD | Marshall 11-127, TD Williams 5-100 Ahmed 2-17 | Venneri 4-188 47.0 (long 61) | McNulty 3-3 FG (33, 24, 20) 2-2 PAT | Dolac 7-6-13, TFL, FF Patterson 4-4-8, TFL Hines 2-5-7, 3 PBU |



Game-by-Game Results (7-6, 5-3 MAC)

| Date | Opponent | W/L | Score | Attendance |
|-------|-----------------------|-----|------------|------------|
| 9/3 | at Maryland | L | 31-10 | 30,223 |
| 9/10 | HOLY CROSS | L | 37-31 | 16,933 |
| 9/17 | at Coastal Carolina | L | 38-26 | 13,372 |
| 9/24 | at Eastern Michigan | W | 50-31 | 14,524 |
| 10/1 | MIAMI (OH)* | W | 24-20 | 18,615 |
| 10/8 | at Bowling Green* | W | 38-7 | 8,724 |
| 10/15 | at Massachusetts | W | 34-7 | 13,378 |
| 10/22 | TOLEDO* | W | 34-27 | 14,190 |
| 11/1 | at Ohio* | L | 45-24 | 16,401 |
| 11/9 | at Central Michigan* | L | 31-27 | 9,103 |
| 11/26 | KENT STATE* | L | 30-27 (OT) | 12,302 |
| 12/2 | AKRON* | W | 23-22 | 12,247 |
| 12/27 | vs. Georgia Southern^ | W | 23-21 | 15,322 |

*Mid-American Conference game

^ 2022 Camellia Bowl

Team Statistics

| | UB | Opponents |
|-------------------------|-------------|-------------|
| SCORING | 371 | 347 |
| POINTS PER GAME | 28.54 | 26.69 |
| FIRST DOWNS | 287 | 245 |
| RUSHING | 120 | 95 |
| PASSING | 143 | 124 |
| PENALTY | 24 | 26 |
| RUSHING YARDAGE | 1,844 | 2,193 |
| YARDS GAINED RUSHING | 2,207 | 2,494 |
| YARDS LOST RUSHING | 363 | 301 |
| RUSHING ATTEMPTS | 539 | 438 |
| AVERAGE PER RUSH | 3.4 | 5.0 |
| AVERAGE PER GAME | 141.8 | 168.7 |
| TDS RUSHING | 22 | 23 |
| PASSING YARDAGE | 3,059 | 2,949 |
| ATT-COMP-INT | 463-273-8 | 410-234-13 |
| AVERAGE PER PASS | 6.61 | 7.19 |
| AVERAGE PER GAME | 235.31 | 226.85 |
| TDS PASSING | 18 | 19 |
| TOTAL OFFENSE | 4,903 | 5,142 |
| TOTAL PLAYS | 1,002 | 848 |
| AVERAGE PER PLAY | 4.9 | 6.1 |
| AVERAGE PER GAME | 377.2 | 395.5 |
| KICK RETURNS: #-YARDS | 32-660 | 24-561 |
| PUNT RETURNS: #-YARDS | 10-10 | 18-253 |
| INT RETURNS: #-YARDS | 13-188 | 8-105 |
| KICK RETURN AVERAGE | 20.63 | 23.38 |
| PUNT RETURN AVERAGE | 1.00 | 14.06 |
| INT RETURN AVERAGE | 14.46 | 13.13 |
| FUMBLES-LOST | 22-10 | 20-13 |
| PENALTIES-YARDS | 72-665 | 86-743 |
| AVERAGE PER GAME | 51.15 | 57.15 |
| PUNTS-YARDS | 57-2,427 | 61-2,475 |
| AVERAGE PER PUNT | 42.58 | 40.57 |
| NET PUNT AVERAGE | 34.98 | 37.46 |
| TIME OF POSSESSION/GAME | 33:36 | 26:20 |
| 3RD-DOWN CONVERSIONS | 83/212 | 61/173 |
| 3RD-DOWN PCT | 39.15% | 35.26% |
| 4TH-DOWN CONVERSIONS | 22/36 | 11/25 |
| 4TH-DOWN PCT | 61.11% | 44.00% |
| SACKS BY-YARDS | 24-169 | 32-190 |
| MISC YARDS | -14 | 0 |
| TOUCHDOWNS SCORED | 43 | 44 |
| FIELD GOALS-ATTEMPTS | 24-28 | 13-14 |
| ON-SIDE KICKS | 0-0 | 0-0 |
| RED-ZONE SCORES | (40-44) 91% | (40-46) 87% |
| RED-ZONE TOUCHDOWNS | (27-44) 61% | (30-46) 65% |

Rushing

| Player | No. | Yds | Neg | Net | Avg | TD | Lng |
|--------------------|------------|--------------|------------|--------------|------------|-----------|-----------|
| Mike Washington | 150 | 647 | 22 | 625 | 4.2 | 7 | 92 |
| Ron Cook | 139 | 642 | 42 | 600 | 4.3 | 4 | 49 |
| Al-Jay Henderson | 59 | 309 | 8 | 301 | 5.1 | 3 | 84 |
| Cole Snyder | 110 | 357 | 212 | 145 | 1.3 | 4 | 25 |
| Matt Myers | 22 | 112 | 2 | 110 | 5.0 | 3 | 16 |
| Tajay Ahmed | 28 | 107 | 5 | 102 | 3.6 | 1 | 11 |
| Mark Anthony Scott | 7 | 24 | 2 | 22 | 3.1 | 0 | 13 |
| Robbie Mangas | 1 | 5 | 0 | 5 | 5.0 | 0 | 5 |
| Quian Williams | 2 | 4 | 2 | 2 | 1.0 | 0 | 4 |
| Jamari Gasset | 10 | 1 | 0 | (-1) | (-1) | 0 | 0 |
| Brian Plummer | 1 | 0 | 2 | (-2) | (-2) | 0 | 0 |
| Anthony Venneri | 1 | 0 | 11 | (-11) | (-11) | 0 | 0 |
| Total | 539 | 2,207 | 363 | 1,844 | 3.4 | 22 | 92 |
| Opponents | 438 | 2,494 | 301 | 2,193 | 5.0 | 23 | 87 |

Receiving

| Player | No. | Yds | Avg | TD | Lng |
|---------------------|------------|--------------|--------------|-----------|-----------|
| Justin Marshall | 64 | 837 | 13.08 | 9 | 69 |
| Quian Williams | 61 | 743 | 12.18 | 5 | 59 |
| Jamari Gasset | 28 | 347 | 12.39 | 2 | 65 |
| Ron Cook | 16 | 207 | 12.94 | 0 | 39 |
| Cole Harrity | 13 | 170 | 13.08 | 1 | 33 |
| Robbie Mangas | 16 | 141 | 8.81 | 0 | 23 |
| Mike Washington | 23 | 135 | 5.87 | 1 | 23 |
| Marlyn Johnson | 17 | 133 | 7.82 | 0 | 18 |
| Trevor Borland | 11 | 87 | 7.91 | 0 | 14 |
| Boobie Curry | 6 | 73 | 12.17 | 0 | 20 |
| Ray Embry | 5 | 72 | 14.40 | 0 | 28 |
| Al-Jay Henderson | 6 | 45 | 7.50 | 0 | 13 |
| Clevester Hines | 2 | 24 | 12.00 | 0 | 14 |
| Tajay Ahmed | 2 | 17 | 8.50 | 0 | 11 |
| Cole Snyder | 1 | 15 | 15.00 | 0 | 15 |
| Jovany Ruiz-Navarro | 2 | 13 | 6.50 | 0 | 8 |
| Total | 273 | 3,059 | 11.21 | 18 | 69 |
| Opponents | 234 | 2,948 | 12.60 | 19 | 79 |

Total Offense

| Player | GP | Plays | Rush | Pass | Total | Yds/Gm |
|--------------------|-----------|--------------|--------------|--------------|--------------|---------------|
| Cole Snyder | 13 | 571 | 145 | 3,030 | 3,175 | 244.23 |
| Mike Washington | 13 | 150 | 625 | 0 | 625 | 48.08 |
| Ron Cook | 10 | 140 | 600 | 14 | 614 | 61.40 |
| Al-Jay Henderson | 10 | 59 | 301 | 0 | 301 | 30.10 |
| Matt Myers | 1 | 22 | 110 | 0 | 110 | 110.0 |
| Tajay Ahmed | 8 | 28 | 102 | 0 | 102 | 12.75 |
| Mark Anthony Scott | 2 | 7 | 22 | 0 | 22 | 11.00 |
| Quian Williams | 13 | 3 | 2 | 15 | 17 | 1.31 |
| Robbie Mangas | 13 | 1 | 5 | 0 | 5 | 0.38 |
| Jamari Gasset | 10 | 1 | -1 | 0 | -1 | -0.10 |
| Brian Plummer | 4 | 1 | -2 | 0 | -2 | -0.50 |
| Anthony Venneri | 10 | 1 | -11 | 0 | -11 | -1.10 |
| Total | 13 | 1,002 | 1,844 | 3,059 | 4,903 | 377.15 |
| Opponents | 13 | 848 | 2,193 | 2,949 | 5,142 | 395.54 |

Score By Quarters

| | UB | Opponents |
|----------------|-------------|-------------|
| First Quarter | 63 | 78 |
| Second Quarter | 155 | 91 |
| Third Quarter | 77 | 87 |
| Fourth Quarter | 73 | 85 |
| Overtime | 3 | 6 |
| Totals | 371 | 347 |
| Average | 28.5 | 26.7 |



2022 STATISTICS

2023 BUFFALO FOOTBALL

| Punting | | | | | | | | |
|------------------|-----------|--------------|--------------|-----------|----------|-----------|-----------|----------|
| Player | No. | Yds | Avg | Lng | TB | FC | I-20 | Blk |
| Anthony Venneri | 43 | 1,849 | 43.00 | 64 | 7 | 7 | 10 | 0 |
| Jackson Baltar | 13 | 522 | 40.15 | 52 | 1 | 2 | 0 | 0 |
| Cole Snyder | 1 | 56 | 56.00 | 56 | 1 | 0 | 0 | 0 |
| Total | 57 | 2,427 | 42.58 | 64 | 9 | 9 | 10 | 0 |
| Opponents | 61 | 2,475 | 40.57 | 91 | 9 | 20 | 22 | 0 |

| Punt Returns | | | | | |
|------------------|-----------|------------|--------------|----------|-----------|
| Player | No. | Yds | Avg | TD | Lng |
| Quian Williams | 7 | 13 | 1.86 | 0 | 14 |
| Chandler Baker | 2 | 1 | 0.50 | 0 | 1 |
| Ron Cook | 1 | -4 | -4.00 | 0 | 0 |
| Total | 10 | 10 | 1.00 | 0 | 14 |
| Opponents | 18 | 253 | 14.06 | 0 | 42 |

| Kickoff Returns | | | | | |
|------------------|-----------|------------|--------------|----------|-----------|
| Player | No. | Yds | Avg | TD | Lng |
| Ron Cook | 19 | 410 | 21.58 | 0 | 32 |
| Quian Williams | 4 | 128 | 32.00 | 0 | 75 |
| Chandler Baker | 5 | 85 | 17.00 | 0 | 22 |
| Justin Marshall | 1 | 19 | 19.00 | 0 | 19 |
| Trevor Borland | 1 | 13 | 13.00 | 0 | 13 |
| Robbie Mangas | 1 | 3 | 3.00 | 0 | 3 |
| Cole Harrity | 1 | 2 | 2.00 | 0 | 2 |
| Total | 32 | 660 | 20.63 | 0 | 75 |
| Opponents | 24 | 561 | 23.38 | 1 | 89 |

| All-Purpose Yards | | | | | | | |
|-------------------|--------------|--------------|------------|------------|------------|--------------|---------------|
| Player | Rush | Rec | PR | KOR | IR | Tot. | Avg. |
| Ron Cook | 440 | 232 | 35 | 587 | 0 | 1,294 | 107.83 |
| Dylan McDuffie | 1,049 | 123 | 0 | 44 | 0 | 1,216 | 101.33 |
| Quian Williams | 0 | 835 | 53 | 0 | 0 | 888 | 74.00 |
| Dominic Johnson | 0 | 457 | 0 | 0 | 0 | 457 | 38.08 |
| Kevin Marks | 414 | 25 | 0 | 0 | 0 | 439 | 48.78 |
| Jamari Gasset | 16 | 270 | 0 | 0 | 0 | 286 | 23.83 |
| Matt Myers | 179 | 0 | 0 | 0 | 0 | 179 | 17.90 |
| Tyler Stephens | 0 | 157 | 0 | 0 | 0 | 157 | 14.27 |
| Bernard Porter | 0 | 143 | 0 | 0 | 0 | 143 | 14.30 |
| Mike Washington | 132 | 0 | 0 | 0 | 0 | 132 | 44.00 |
| Kyle Vantrease | 115 | 0 | 0 | 0 | 0 | 115 | 11.50 |
| Jovany Ruiz | 0 | 109 | 0 | 0 | 0 | 109 | 54.50 |
| Jake Molinich | 4 | 60 | 0 | 31 | 0 | 95 | 7.92 |
| Trevor Borland | 0 | 59 | 0 | 7 | 0 | 0 | 5.50 |
| Khamran Laborn | 5 | 56 | 0 | 0 | 0 | 61 | 5.55 |
| Marlyn Johnson | 0 | 44 | 0 | 0 | 0 | 44 | 5.50 |
| Tajay Ahmed | 42 | 0 | 0 | 0 | 0 | 42 | 4.20 |
| Cole Burniston | 0 | 0 | 0 | 0 | 14 | 14 | 1.40 |
| James Patterson | 0 | 0 | 0 | 0 | 11 | 11 | 0.92 |
| Javien Cuff | 0 | 9 | 0 | 0 | 0 | 9 | 4.50 |
| Logic Hudgens | 0 | 0 | 0 | 0 | 8 | 8 | 2.00 |
| Ryan Razzano | 5 | 0 | 0 | 0 | 0 | 5 | 5.00 |
| Team | -55 | 0 | 0 | 0 | 0 | -55 | -4.58 |
| Total | 2,346 | 2,579 | 88 | 683 | 19 | 5,715 | 476.25 |
| Opponents | 2,342 | 2,654 | 170 | 384 | 165 | 5,715 | 476.25 |

| Passing | | | | | | | | | | |
|------------------|-----------|---------------|------------|------------|-----------|--------------|--------------|-----------|-----------|---------------|
| Player | GP | Effic. | Comp. | Att. | Int. | Comp. % | YDS | TD | Long | Avg/G |
| Cole Snyder | 13 | 123.41 | 271 | 461 | 8 | 58.79 | 3,030 | 18 | 69 | 233.08 |
| Quian Williams | 13 | 226.0 | 1 | 1 | 0 | 100.00 | 15 | 0 | 15 | 1.15 |
| Ron Cook | 10 | 217.60 | 1 | 1 | 0 | 100.00 | 14 | 0 | 14 | 1.40 |
| Total | 13 | 123.83 | 273 | 463 | 8 | 58.96 | 3,059 | 18 | 69 | 235.31 |
| Opponents | 13 | 126.44 | 234 | 410 | 13 | 57.07 | 2,949 | 19 | 79 | 226.85 |

| Field Goals | | | | | | | | | |
|--------------|-----|-----|------|-------|-------|-------|-----|------|-----|
| Player | FGM | FGA | 1-19 | 20-29 | 30-39 | 40-49 | 50+ | Long | Blk |
| Alex McNulty | 24 | 28 | 0-0 | 6-6 | 7-8 | 9-10 | 2-4 | 54 | 0 |

| Scoring | | | | | | | | | |
|------------------|-----------|-----------|----------------|----------|----------|------------|----------|----------|------------|
| Player | TD | FGs | -----PATs----- | | | | DXP | Saf. | Pts |
| | | | Kick | Rush | Rcv | Pass | | | |
| Alex McNulty | 0 | 24 | 41-42 | 0-0 | 0 | 0 | 0 | 0 | 113 |
| Justin Marshall | 9 | 0 | 0 | 0 | 0 | 0 | 0 | 0 | 54 |
| Mike Washington | 8 | 0 | 0 | 0 | 0 | 0 | 0 | 0 | 48 |
| Quian Williams | 5 | 0 | 0 | 0 | 0 | 0 | 0 | 0 | 30 |
| Ron Cook | 4 | 0 | 0 | 0 | 0 | 0 | 0 | 0 | 24 |
| Cole Snyder | 4 | 0 | 0 | 0 | 0 | 0-1 | 0 | 0 | 24 |
| Al-Jay Henderson | 3 | 0 | 0 | 0 | 0 | 0 | 0 | 0 | 18 |
| Matt Myers | 3 | 0 | 0 | 0 | 0 | 0 | 0 | 0 | 18 |
| Jamari Gasset | 2 | 0 | 0 | 0 | 0 | 0 | 0 | 0 | 12 |
| Tajay Ahmed | 1 | 0 | 0 | 0 | 0 | 0 | 0 | 0 | 6 |
| Keyshawn Cobb | 1 | 0 | 0 | 0 | 0 | 0 | 0 | 0 | 6 |
| Cole Harrity | 1 | 0 | 0 | 0 | 0 | 0 | 0 | 0 | 6 |
| Jahmin Muse | 1 | 0 | 0 | 0 | 0 | 0 | 0 | 0 | 6 |
| James Patterson | 1 | 0 | 0 | 0 | 0 | 0 | 0 | 0 | 6 |
| Total | 43 | 24 | 41-42 | 0 | 0 | 0-1 | 0 | 0 | 371 |
| Opponents | 44 | 13 | 38-38 | 0 | 2 | 2-4 | 0 | 1 | 347 |



2022 STATISTICS

2023 BUFFALO FOOTBALL

Defensive Statistics

| Player | GP | -----Tackles----- | | | ----Tackles for loss--- | | -----Pass Def.----- | | | ----Fumbles---- | | | Blks | Sfty |
|-------------------|-----------|-------------------|------------|--------------|-------------------------|-----------------|---------------------|-----------|-----------|-----------------|-----------|----------|----------|------|
| | | Solo | Ast | Total | TFL-Yds | Sks-Yds | Int | PBU | QBH | FR | FF | | | |
| Shaun Dolac | 13 | 97 | 50 | 147 | 13.5-49 | 4.5-29 | 0 | 7 | 2 | 0 | 3 | 0 | 0 | |
| James Patterson | 13 | 69 | 51 | 120 | 12.0-47 | 1.5-18 | 1-5 | 2 | 4 | 2-97 | 2 | 0 | 0 | |
| Keyshawn Cobb | 12 | 34 | 32 | 66 | 6.0-28 | 1.5-13 | 1-26 | 8 | 4 | 1-9 | 3 | 0 | 0 | |
| Marcus Fuqua | 13 | 37 | 28 | 65 | 2.5-7 | 0 | 7-85 | 5 | 1 | 2-5 | 0 | 0 | 0 | |
| Jahmin Muse | 12 | 33 | 23 | 56 | 4.5-21 | 2.0-16 | 1-51 | 3 | 1 | 2-72 | 3 | 0 | 0 | |
| Daymond Williams | 13 | 17 | 16 | 33 | 10.5-50 | 4.5-36 | 1-0 | 3 | 1 | 0 | 0 | 0 | 0 | |
| Caleb Offord | 12 | 20 | 10 | 30 | 2.0-5 | 0 | 1-8 | 8 | 0 | 1-0 | 0 | 0 | 0 | |
| Isaiah King | 11 | 20 | 8 | 28 | 0 | 0 | 0 | 7 | 0 | 1-0 | 1 | 0 | 0 | |
| C.J. Bazile | 13 | 9 | 18 | 27 | 5.0-13 | 1.5-5 | 0 | 1 | 4 | 0 | 0 | 0 | 0 | |
| Elijah Blades | 8 | 22 | 5 | 27 | 1.5-10 | 0 | 0 | 4 | 0 | 0 | 0 | 0 | 0 | |
| Damian Jackson | 13 | 9 | 18 | 27 | 2.5-3 | 1.0-2 | 0 | 0 | 3 | 1-0 | 0 | 0 | 0 | |
| Ibrahim Kante | 12 | 10 | 12 | 22 | 5.5-26 | 3.0-23 | 0 | 3 | 1 | 1-0 | 0 | 0 | 0 | |
| Jaylon Bass | 13 | 5 | 16 | 21 | 4.0-11 | 0.5-3 | 0 | 3 | 1 | 1-0 | 0 | 0 | 0 | |
| George Wolo | 13 | 6 | 12 | 18 | 3.0-18 | 2.5-16 | 0 | 0 | 4 | 0 | 0 | 0 | 0 | |
| Max Michel | 10 | 5 | 11 | 16 | 1.5-7 | 1.0-7 | 0 | 0 | 0 | 0 | 1 | 0 | 0 | |
| Daishon Folsom | 10 | 7 | 8 | 15 | 2.5-2 | 0.5-1 | 0 | 0 | 1 | 0 | 0 | 0 | 0 | |
| Logic Hudgens | 2 | 7 | 4 | 11 | 0 | 0 | 0 | 0 | 0 | 0 | 0 | 0 | 0 | |
| Devin Grant | 9 | 5 | 4 | 9 | 0 | 0 | 0 | 0 | 2 | 0 | 0 | 0 | 0 | |
| Caleb Tate | 13 | 8 | 1 | 9 | 0 | 0 | 0 | 0 | 0 | 0 | 0 | 0 | 0 | |
| Willie Hampton | 8 | 5 | 3 | 8 | 0.5-0 | 0 | 0 | 0 | 0 | 0 | 0 | 0 | 0 | |
| Clevester Hines | 5 | 2 | 5 | 7 | 0 | 0 | 0 | 3 | 0 | 0 | 0 | 0 | 0 | |
| Khalil Murdock | 5 | 6 | 0 | 6 | 0 | 0 | 0 | 1 | 0 | 0 | 0 | 0 | 0 | |
| Kameron Olds | 11 | 3 | 3 | 6 | 1.0-2 | 0 | 0 | 0 | 0 | 0 | 1 | 0 | 0 | |
| Jayden Oliver | 4 | 3 | 1 | 4 | 1.0-3 | 0 | 0 | 0 | 0 | 0 | 0 | 0 | 0 | |
| Fabian Weitz | 8 | 2 | 2 | 4 | 0 | 0 | 0 | 0 | 0 | 0 | 0 | 0 | 0 | |
| Jibraun Claude | 9 | 2 | 1 | 3 | 0 | 0 | 0 | 0 | 0 | 0 | 0 | 0 | 0 | |
| Cole Harrity | 13 | 3 | 0 | 3 | 0 | 0 | 0 | 0 | 0 | 0 | 0 | 0 | 0 | |
| Robbie Mangas | 13 | 2 | 1 | 3 | 0 | 0 | 0 | 0 | 0 | 0 | 0 | 0 | 0 | |
| Cole Snyder | 13 | 3 | 0 | 3 | 0 | 0 | 0 | 0 | 0 | 0 | 0 | 0 | 0 | |
| Anthony Venneri | 10 | 2 | 1 | 3 | 0 | 0 | 0 | 0 | 0 | 0 | 0 | 0 | 0 | |
| Solomanie Bambara | 10 | 0 | 2 | 2 | 0 | 0 | 0 | 0 | 0 | 0 | 0 | 0 | 0 | |
| Solomon Brown | 9 | 1 | 1 | 2 | 0 | 0 | 0 | 0 | 0 | 0 | 0 | 0 | 0 | |
| Evan Davis | 13 | 1 | 1 | 2 | 0 | 0 | 0 | 0 | 0 | 0 | 0 | 0 | 0 | |
| Blake Hiligh | 5 | 1 | 1 | 2 | 0 | 0 | 0 | 0 | 0 | 0 | 0 | 0 | 0 | |
| Kyler Laing | 2 | 2 | 0 | 2 | 1-2 | 0 | 0 | 0 | 0 | 0 | 0 | 0 | 0 | |
| Jalen McNair | 8 | 1 | 1 | 2 | 0 | 0 | 0 | 0 | 0 | 1-0 | 0 | 0 | 0 | |
| Dylan Powell | 11 | 0 | 2 | 2 | 0 | 0 | 1-13 | 0 | 0 | 0 | 0 | 0 | 0 | |
| Jonathan Capo | 8 | 1 | 0 | 1 | 0 | 0 | 0 | 0 | 0 | 0 | 0 | 0 | 0 | |
| Ron Cook | 10 | 0 | 1 | 1 | 0 | 0 | 0 | 0 | 0 | 0 | 0 | 0 | 0 | |
| Tyler Doty | 13 | 1 | 0 | 1 | 0 | 0 | 0 | 0 | 0 | 0 | 0 | 0 | 0 | |
| Jack Hasz | 12 | 1 | 0 | 1 | 0 | 0 | 0 | 0 | 0 | 0 | 0 | 0 | 0 | |
| Justin Marshall | 13 | 0 | 1 | 1 | 0 | 0 | 0 | 0 | 0 | 0 | 0 | 0 | 0 | |
| Quian Williams | 13 | 1 | 0 | 1 | 0 | 0 | 0 | 0 | 0 | 0 | 0 | 0 | 0 | |
| Total | 13 | 466 | 354 | 820 | 81.0-37 | 24.0-169 | 13-188 | 58 | 29 | 13-183 | 15 | 0 | 0 | |
| Opponents | 13 | 490 | 514 | 1,004 | 83.0-303 | 32.0-190 | 8-105 | 82 | 40 | 10-77 | 10 | 1 | 1 | |



MARYLAND 31, BUFFALO 10

SEPT. 3, 2022 • MARYLAND STADIUM • COLLEGE PARK, MD

COLLEGE PARK, MD –Featuring 11 newcomers in the starting lineup, the University at Buffalo football team dropped its season opener to Big Ten-foe Maryland, 31-10, on Saturday afternoon at Maryland Stadium. With numerous new faces on both offense and defense, the Bulls put up a valiant effort, especially against the Terps' high-powered offense.

Maryland scored on its opening drive and built its lead to 17-0 midway through the second quarter. Al-Jay Henderson got the Bulls on the board with a 19-yard touchdown run to cut the lead to 17-7. It was Henderson's first career touchdown.

The Bulls trailed 17-7 at the half.

The Terrapins added a pair of second-half touchdowns, before Alex McNulty connected on a 34-yard field goal in the fourth quarter to make the score, 31-10.

Cole Snyder made his first career start at quarterback for the Bulls. The Rutgers-transfer threw for 160 yards. His favorite target was newcomer Justin Marshall who had four catches for 52 yards. Quian Williams and Jamari Gassett each added three catches.

The defense was led by cornerback Logic Hudgens and nickelback Keyshawn Cobb who each had a game-high eight tackles. Safety Marcus Fuqua had an interception in the third quarter for the game's lone turnover.

Linebacker James Patterson, a native of Maryland, had six tackles in the game, including a tackle for loss. He became the 12th player in program history to surpass 300 career tackles.

SCORING BY QUARTER

| | | | | | |
|----------|---|----|---|---|----|
| Buffalo | 0 | 7 | 0 | 3 | 10 |
| Maryland | 7 | 10 | 7 | 7 | 31 |

SCORING SUMMARY

- MD - Hemby, Roman 33 yd run (Ryland, Chad kick)
- MD - Littleton, Antwan 2 yd run (Ryland, Chad kick)
- MD - Ryland, Chad 45 yd field goal
- UB - Henderson, Al-Jay 19 yd rush (McNulty, Alex kick)
- MD - Hemby, Roman 70 yd rush (Ryland, Chad kick)
- MD - Littleton, Antwan 1 yd run (Ryland, Chad kick)
- UB - McNulty, Alex 34 yd field goal

TEAM STATISTICS

| | | |
|--------------------------------|------------|------------|
| FIRST DOWNS | UB 18 | MD 16 |
| NET YARDS RUSHING | UB 108 | MD 149 |
| NET YARDS PASSING | UB 160 | MD 297 |
| Completions-Attempts-Int | UB 18-35-0 | MD 25-35-1 |
| TOTAL OFFENSE YARDS | UB 268 | MD 446 |
| Fumbles: Number-Lost | UB 0-0 | MD 0-0 |
| Penalties: Number-Yards | UB 3-30 | MD 8-82 |
| Punt returns: Number-Yards-TD | UB 1(-1)-0 | MD 3-44-0 |
| Kickoff returns: Number-Yds-TD | UB 0-0-0 | MD 1-41-0 |
| Interceptions: Number-Yds-TD | UB 1-23-0 | MD 0-0-0 |
| Third-Down Conversions | UB 5 of 16 | MD 4 of 13 |
| Fourth-Down Conversions | UB 0 of 2 | MD 1 of 2 |
| Red-Zone Scores-Chances | UB 2-3 | MD 2-2 |
| Sacks By: Number-Yards | UB 1-12 | MD 4-34 |

INDIVIDUAL STATISTICS

RUSHING: UB-Cook, Ron 15-33; Washington, Mike 8-33; Henderson, Al-Jay 4-27; Snyder, Cole 10-16 Maryland-Hemby, Roman 7-114; Littleton, Antwan 6-34; Brown, Raymon 4-6; McDonald, Colby 3-1; Copeland, Jacob 1(-1); Edwards, Billy 1(-2), Tagovailoa, Taulia 4(-3).

PASSING: Buffalo-Snyder, Cole 18-35-0-116. Maryland-Tagovailoa, Taulia 24-34-1-290; Edwards, Billy 1-1-0-7.

RECEIVING: Buffalo-Marshall, Justin 4-54; Williams, Quian 3-28; Gassett, Jamari 2-19; Harrity, Cole 2-19; Cook, Ron 2-19; Johnson, Marlyn 1-11; Mangas, Robbie 1-4; Henderson, Al-Jay 1-4; Borland, Trevor 1-4. Maryland-Jarrett, Rakim 5-110; Jones, Jashaun 4-70; Dyches, Corey 4-36; Dippre, CJ 3-30; Demus, Dontay 3-23; Smith, Octavian 2-12; Felton, Tai 1-8; Copeland, Jacob 1-6; Brown, Raymon 1-2.

Time of Game: 3:34 Attendance: 30,223

HOLY CROSS 37, BUFFALO 31

SEPT. 10, 2022 • UB STADIUM • BUFFALO, NY

BUFFALO, NY – Holy Cross, one of the top programs in the FCS ranks, connected on a 46-yard Hail Mary as time expired to top UB, 37-31, at UB Stadium on Saturday night.

UB kicker Alex McNulty drilled a 52-yard field goal, with 31 seconds left, to tie the game, 31-31. However, the Crusaders had enough time to work the ball to midfield before completing the long TD pass.

The loss spoiled an impressive performance by the Buffalo offense, especially through the air. Quarterback Cole Snyder threw for 305 yards and three touchdowns. His favorite targets were wide receivers Quian Williams and Justin Marshall.

Williams had eight catches for 105 yards and a career-long 59-yard touchdown. Marshall had five receptions for 116 yards and two scores, including a 69-yard touchdown.

Mike Washington was UB's leading rusher with 55 yards on 12 carries and had a five-yard touchdown run to help UB build a 21-7 lead in the second quarter.

The defense was led by linebacker Shaun Dolac who had a career-high 15 tackles and a sack. Fellow linebacker James Patterson added 11 tackles and a tackle for loss.

SCORING BY QUARTER

| | | | | | |
|------------|---|----|----|---|----|
| Holy Cross | 0 | 14 | 14 | 9 | 37 |
| Buffalo | 7 | 14 | 7 | 3 | 31 |

SCORING SUMMARY

- UB - Marshall, Justin 20 yd pass from Cole Snyder (McNulty, Alex kick)
- UB - Washington, Mike 5 yd run (McNulty, Alex kick)
- HC - Fuller, Jordan 4 yd run (Ng, Derek kick)
- UB - Williams, Quian 59 yd pass from Cole Snyder (McNulty, Alex kick)
- HC - Asante, Ayir 17 yd pass from Sluka, Matthew (Ng, Derek kick)
- HC - Fuller, Jordan 2 yd run (Ng, Derek kick)
- UB - Marshall, Justin 69 yd pass from Cole Snyder (McNulty, Alex kick)
- HC - Coker, Jalen 62 yd pass from Sluka, Matthew (Ng, Derek kick)
- HC - Ng, Derek 28 yd field goal
- UB - McNulty, Alex 52 yd field goal
- HC - Coker, Jalen 46 yd pass from Sluka, Matthew

TEAM STATISTICS

| | | |
|--------------------------------|------------|------------|
| FIRST DOWNS | HC 23 | UB 25 |
| NET YARDS RUSHING | HC 219 | UB 159 |
| NET YARDS PASSING | HC 238 | UB 305 |
| Completions-Attempts-Int | HC 13-22-0 | UB 23-34-0 |
| TOTAL OFFENSE YARDS | HC 457 | UB 464 |
| Fumbles: Number-Lost | HC 0-0 | UB 0-0 |
| Penalties: Number-Yards | HC 4-25 | UB 10-91 |
| Punt returns: Number-Yards-TD | HC 0-0-0 | UB 1-14-0 |
| Kickoff returns: Number-Yds-TD | HC 2-39-0 | UB 0-0-0 |
| Interceptions: Number-Yds-TD | HC 1-24-0 | UB 4-94-0 |
| Third-Down Conversions | HC 6 of 14 | UB 6 of 12 |
| Fourth-Down Conversions | HC 0 of 0 | UB 0 of 1 |
| Red-Zone Scores-Chances | HC 4-4 | UB 2-2 |
| Sacks By: Number-Yards | HC 1-1 | UB 2-10 |

INDIVIDUAL STATISTICS

RUSHING: HC-Sluka, Matthew 25-146; Fuller, Jordan 10-51; Oliver, Peter 8-18; Purdy, Tyler 1-4; Coker, Jalen 1-0. Buffalo-Washington, Mike 12-55; Snyder, Cole 8-51; Cook, Ron 6-33; Henderson, Al-Jay 4-22.

PASSING: HC-Sluka, Matthew 13-21-0-238. Buffalo-Snyder, Cole 23-34-0-305.

RECEIVING: HC-Coker, Jalen 4-147; Shorter, Justin 3-30; Asante, Ayir 3-28; Purdy, Tyler 1-14; Thomas, Dominik 1-11; Gilliam, Spencer 1-8. Buffalo-Marshall, Justin 5-116; Williams, Quian 8-105; Mangas, Robbie 2-32; Harrity, Cole 2-17; Gassett, Jamari 4-14; Cook, Ron 1-11; Johnson, Marlyn 1-10.

Time of Game: 3:53 Attendance: 16,933



COASTAL CAROLINA 38, BUFFALO 26

SEPT. 17, 2022 • BROOKS STADIUM • CONWAY, SC

CONWAY, SC – The University at Buffalo football team dropped a 38-26 decision to Coastal Carolina on Saturday afternoon at Brooks Stadium. The UB defense forced four turnovers, but it wasn't enough to overcome some of their own miscues.

On Coastal Carolina's first play from scrimmage, Shaun Dolac forced a fumble that was recovered by James Patterson. The Bulls were able to convert the turnover into points as Alex McNulty drilled a 36-yard field goal to give the Bulls a 3-0 lead.

McNulty was automatic on the day. The senior kicker made all four of his attempts on the day, also connecting from 47, 42 and 26 yards. He became the first UB kicker to make four field goals in a game since A.J. Principe made four at Syracuse in 2007.

The Bulls were able to take the lead into the locker room when Cole Snyder found Justin Marshall for a 15-yard touchdown with just 36 seconds left in the second quarter.

After McNulty's fourth field goal gave the Bulls a 19-14 lead late in the third quarter, the Chanticleers rattled off 17 straight points, including a touchdown on a fumble return to take a 31-19 lead.

Snyder found Quian Williams over the middle for a 10-yard touchdown catch with 5:36 left to cut the Coastal lead to 31-26. However, the Bulls were unable to get the stop they needed as the Chanticleers scored on a long touchdown play on their next possession to ice the game.

Snyder threw for 264 yards and two touchdowns in the game. His favorite targets were Marshall and Williams who each had eight catches. Marshall finished with 88 receiving yards and Williams had 62. Jamari Gassett and Marlyn Johnson had five and four catches, respectively, career high for both.

Patterson led the defense with nine tackles and added a tackle for loss and a fumble recovery. Cornerback Caleb Offord had his best game as a Bull, finishing with eight tackles and a fumble recovery. Safety Jahmin Muse sparked the Bulls early with three tackles, a forced fumble, a fumble recovery and a pass breakup.

The four forced turnovers by the Bulls were the most they had in a game since forcing five at Northern Illinois in the opener of the 2020 campaign.

SCORING BY QUARTER

| | | | | | |
|------------------|---|----|---|----|----|
| Buffalo | 6 | 10 | 3 | 7 | 26 |
| Coastal Carolina | 7 | 7 | 3 | 21 | 38 |

SCORING SUMMARY

- UB - McNulty, Alex 36 yd field goal
- CC - Jenkins, Jacob 34 yd pass from McCall, Grayson (Hensley, Kade kick)
- UB - McNulty, Alex 47 yd field goal
- UB - McNulty, Alex 42 yd field goal
- CC - Beasley, C.J. 10 yd run (Hensley, Kade kick)
- UB - Marshall, Justin 15 yd pass from Snyder, Cole (McNulty, Alex kick)
- UB - McNulty, Alex 26 yd field goal
- CC - Hensley, Kade 44 yd field goal
- CC - Brown, Jahmar 21 yd fumble return (Hensley, Kade kick)
- CC - Mobley, Tyson 4 yd pass from McCall, Grayson (Hensley, Kade kick)
- UB - Williams, Quian 10 yd pass from Snyder, Cole (McNulty, Alex kick)
- CC - Beasley, C.J. 59 yd pass from McCall, Grayson (Hensley, Kade kick)

TEAM STATISTICS

| | | |
|---------------------------------------|---------|---------|
| FIRST DOWNS | 27 | 20 |
| NET YARDS RUSHING | 59 | 221 |
| NET YARDS PASSING | 278 | 263 |
| Completions-Attempts-Int | 30-49-2 | 17-25-0 |
| TOTAL OFFENSE YARDS | 337 | 504 |
| Fumbles: Number-Lost | 3-2 | 4-4 |
| Penalties: Number-Yards | 6-44 | 5-50 |
| Punt returns: Number-Yards-TD | 0-0-0 | 1-7-0 |
| Kickoff returns: Number-Yds-TD7-163-0 | 0-0-0 | 0-0-0 |
| Interceptions: Number-Yds-TD | 0-0-0 | 2-36-0 |
| Third-Down Conversions | 8 of 20 | 3 of 8 |
| Fourth-Down Conversions | 3 of 5 | 1 of 2 |
| Red-Zone Scores-Chances | 5-5 | 2-3 |
| Sacks By: Number-Yards | 0-0 | 5-30 |

INDIVIDUAL STATISTICS

RUSHING: BUFFALO-Washington, Mike 15-59; Cook, Ron 13-42; Gassett, Jamari 1-(-1), Henderson, Al-Jay 2-(-2); Snyder, Cole 12-(-26)
 COASTAL-Beasley, CJ 9-89; White, Reese 2-77; Hope,Nate 4-28; Brown, Jared 5-16; McCall, Grayson 3-13; Coleman, DeAndre 1-5, Balthazar, Max 4-2; Lyles, Ty 1-(-4).
 PASSING: BUFFALO-Snyder, Cole 29-48-2-264; Cook, Ron 1-1-0-10. COASTAL-McCall, Grayson 16-24-1-251; Guest, Jarrett 1-1-0-32.
 RECEIVING: BUFFALO-Marshall, Justin 8-88; Williams, Quian 8-62; Gassett, Jamari 5-33; Johnson, Marlyn 4-48; Cook, Ron 2-24; Washington, Mike 3-9; Borland, Trevor 1-14. COASTAL-Pinkney, Sam 5-103; Beasley, CJ 3-74; Brown, Jared 3-24; Jenkins, Jacob 2-47; White, Reese 1-11; Roberts, Tyler 1-11; Mauldin, Logan 1-9; Mobley, Tyson 1-4.
 Time of Game: 3:51 Attendance: 13,372

BUFFALO 50, EASTERN MICHIGAN 31

SEPT. 24, 2022 • RYNEARSON STADIUM • YPSILANTI, MI

YPSILANTI, MI – The University at Buffalo football team put together a dominant offensive effort to beat Eastern Michigan, 51-30, in the Mid-American Conference opener for both teams at Rynearson Stadium on Saturday afternoon. The 50 points were the most points ever scored by a UB team in a MAC road contest.

The Bulls offense couldn't be stopped. They scored the first nine times they had the ball. However, early on, Eastern Michigan was matching UB's scores with points of its own. Early in the third quarter, the Eagles scored a touchdown to take a 31-30 lead. From there on, it was all Bulls, as the Blue and White scored 20 unanswered points to pull away for the victory.

UB signal-caller Cole Snyder led the way for the Bulls. He went 20-for-29 for 297 yards and two touchdowns and added two more scores on the ground. His favorite target was Quian Williams who had six catches for 99 yards and a touchdown against the school from which he transferred prior to the 2021 season.

Buffalo had its best rushing performance of the season. The Bulls rushed for 201 yards, led by Ron Cook who had 92 yards on 19 carries. Mike Washington ran for a career-high 71 yards and scored two touchdowns for his first career multi-touchdown game.

The Bulls were able to capitalize on big plays all afternoon. On their first drive of the game, Snyder hit Williams for a 59-yard pass play that set up UB at the EMU 1-yard line. Snyder later punched it in. Late in the half, Williams returned a kickoff 75 yards to set up an Alex McNulty field goal as time expired. Snyder connected with Jamari Gassett for a 65-yard touchdown early in the third quarter that gave the Bulls the lead for good.

The Bulls defensive effort got much stronger in the second half. After giving up the lead, 31-30, with 10:38 left in the third quarter, Buffalo allowed zero points and only 50 yards the rest of the game. Shaun Dolac led Buffalo with 13 tackles. James Patterson had seven tackles and an interception. The senior linebacker passed all-time great Khalil Mack on UB's career tackle list with 333.

McNulty made all three of his field goal attempts and now has made seven field goals over the last two games. He did, however, see his school-record streak of 111 straight extra points snapped when he had an attempt blocked in the first quarter. Ironically, the streak began on the same Eastern Michigan field in 2019.

SCORING BY QUARTER

| | | | | | |
|------------------|----|----|----|----|----|
| Buffalo | 13 | 17 | 10 | 10 | 50 |
| Eastern Michigan | 14 | 10 | 7 | 0 | 31 |

SCORING SUMMARY

- UB - Snyder, Cole 1 yd run (McNulty kick)
- EM - Jackson, J. 89 yard kickoff return (Gomez, J. kick)
- UB - Williams, Quian 13 yd pass from Snyder, Cole (McNulty kick blocked)
- EM - Knue, T. 10 yd pass from Smith, A. (Gomez, J. kick)
- UB - Washington, Mike 2 yd run (McNulty kick)
- EM - Gomez, J. 35 yd field goal
- UB - Washington, Mike 4 yd run (McNulty kick)
- EM - Smith, A. 1 yd run (Gomez, J. kick)
- UB - McNulty, Alex 41 yd field goal
- EM - Boone, D. 1 yd rush (Gomez, J. kick)
- UB - Gassett, Jamari 65 yd pass from Snyder, Cole (McNulty, Alex kick)
- UB - McNulty, Alex 37 yd field goal
- UB - McNulty, Alex 28 yd field goal
- UB - Snyder, Cole 2 yd run (McNulty kick)

TEAM STATISTICS

| | | |
|--------------------------------|---------|---------|
| FIRST DOWNS | 29 | 13 |
| NET YARDS RUSHING | 201 | 137 |
| NET YARDS PASSING | 297 | 190 |
| Completions-Attempts-Int | 20-29-0 | 12-19-1 |
| TOTAL OFFENSE YARDS | 498 | 327 |
| Fumbles: Number-Lost | 1-0 | 1-0 |
| Penalties: Number-Yards | 3-15 | 6-63 |
| Punt returns: Number-Yards-TD | 0-0-0 | 0-0-0 |
| Kickoff returns: Number-Yds-TD | 1-75-0 | 3-123-1 |
| Interceptions: Number-Yds-TD | 1-0-0 | 0-0-0 |
| Third-Down Conversions | 5 of 14 | 5 of 11 |
| Fourth-Down Conversions | 4 of 4 | 1 of 4 |
| Red-Zone Scores-Chances | 8-8 | 4-4 |
| Sacks By: Number-Yards | 1-7 | 1-2 |

INDIVIDUAL STATISTICS

RUSHING: BUFFALO-Cook, Ron 19-92; Washington, Mike 21-71; Snyder, Cole 7-35; Henderson, Al-Jay 5-11 EMU-Smith, Austin 12-74; Evans, Samson 15-52; Jackson, Jaylon 3-8; Boone, Darius 1-3.
 PASSING: BUFFALO-Snyder, Cole 20-29-0-297; EMU-Smith, Austin 12-19-1-190.
 RECEIVING: BUFFALO-Williams, Quian 6-99; Marshall, Justin 3-45; Gassett, Jamari 2-64; Hines, Clevester 2-24; Washington, Mike 2-13; Johnson, Marlyn 2-10; Cook, Ron 1-27; Borland, Trevor 1-9; Harrity, Cole 1-6. EASTERN-Breydoun, Hassan 4-50; Knue, Tanner 3-106; Lassiter, Darius 3-16; Evans, Samson 1-11; Oakes, Gunnar 1-7.
 Time of Game: 3:34 Attendance: 14,521



BUFFALO 24, MIAMI (OH) 20

OCT. 1, 2022 • UB STADIUM • BUFFALO, NY

BUFFALO, NY – Late heroics helped the University at Buffalo football team improve to 2-0 in Mid-American Conference play with a 24-20 win over Miami (OH) at UB Stadium on Saturday. Cole Snyder found Justin Marshall for a 15-yard touchdown with just 31 seconds left for the game-winning score.

The Bulls led 14-10 at the half and extended their lead to 17-10 on an Alex McNulty 43-yard field goal midway through the third quarter. After Miami tied the game on its next possession, miscues almost cost UB as a fumble led to a Miami field goal that put the RedHawks in front, 20-17, in the final minute of the third quarter.

Facing arguably the best defense in the MAC, the Bulls kept chipping away in the fourth quarter. Buffalo's winning drive started at its own 18 with 4:22 left. The first big play of the drive was a swing pass from Snyder to Mike Washington that went for 23 yards. Snyder followed with a 21-yard completion to Quian Williams and suddenly the Bulls were across midfield.

The Bulls were stopped at the Miami 22-yard line and settled for a McNulty field goal to tie the game, 20-20. However, Miami was offside on the play to give Buffalo a first down. The drive continued and three plays later UB scored the game-winning touchdown.

It was Marshall's sixth catch of game and team-best fourth receiving touchdown of the season. Williams led all receivers with seven catches in the game for 77 yards.

Washington got the Bulls on the board with a 1-yard touchdown run on the Buffalo's first drive.

Shaun Dolac had the best game of his career to lead the defense. The junior linebacker had 14 tackles, including a career-best 12 solo stops, and added a career-high three tackles for loss. Jahmin Muse had his first interception as a Bull and returned it 51 yards to the Miami 1-yard line, setting up a short TD run by Snyder in the second quarter.

SCORING BY QUARTER

| | | | | | |
|---------|---|---|----|---|----|
| Miami | 7 | 3 | 10 | 0 | 20 |
| Buffalo | 7 | 7 | 3 | 7 | 24 |

SCORING SUMMARY

- UB - Washington, M. 1 yd run (McNulty, Alex kick)
- MU - Smith, A. 73 yd run (Nicholson, G. kick)
- UB - Snyder, Cole 1 yd run (McNulty, Alex kick)
- MU - Nicholson, G. 35 yd field goal
- UB - McNulty, Alex 43 yd field goal
- MU - Smith, A. 3 yd run (Nicholson, G. kick)
- MU - Nicholson, G. 22 yd field goal
- UB - Marshall, Justin 15 yd pass from Snyder, Cole (McNulty, Alex kick)

TEAM STATISTICS

| | MU | UB |
|--------------------------------|---------|----------|
| FIRST DOWNS | 16 | 21 |
| NET YARDS RUSHING | 240 | 90 |
| NET YARDS PASSING | 119 | 188 |
| Completions-Attempts-Int | 14-26-1 | 19-35-1 |
| TOTAL OFFENSE YARDS | 359 | 278 |
| Fumbles: Number-Lost | 0-0 | 1-1 |
| Penalties: Number-Yards | 11-96 | 3-36 |
| Punt returns: Number-Yards-TD | 0-0-0 | 2-(-2)-0 |
| Kickoff returns: Number-Yds-TD | 3-36-0 | 1-12-0 |
| Interceptions: Number-Yds-TD | 1-18-0 | 1-51-0 |
| Third-Down Conversions | 5 of 14 | 4 of 14 |
| Fourth-Down Conversions | 0 of 1 | 2 of 2 |
| Red-Zone Scores-Chances | 3-3 | 3-3 |
| Sacks By: Number-Yards | 0-0 | 2-15 |

INDIVIDUAL STATISTICS

RUSHING: MIAMI-Smith, Aveon 12-142; Mozee, Keyon 14-62; Shelton, Tyre 8-36; Tracy, Kenny 1-8; Davis, Kevin 2-6; Walker, Jalen 1-(-14).
 BUFFALO-Cook, Ron 15-46; Washington, Mike 11-36; Snyder, Cole 7-9.
 PASSING: MIAMI-Smith, Aveon 14-26-1-119. BUFFALO-Snyder, Cole 19-35-1-188.
 RECEIVING: MIAMI-Hippenhammer 4-90; Davis, Kevin 3-5; Walker, Jalen 2-13; Coldiron, Jack 2-7; Shelton, Tyre 2-4; Tracy, Kenny 1-0. BUFFALO-Williams, Quian 7-77; Marshall, Justin 6-52; Washington, Mike 2-21; Cook, Ron 1-18; Borland, Trevor 1-12; Mangas, Robbie 1-6; Gassett, Jamari 1-2.
 Time of Game: 3:27 Attendance: 18,615

BUFFALO 38, BOWLING GREEN 7

OCT. 8, 2022 • DOYT PERRY STADIUM • BOWLING GREEN, OH

YPSILANTI, MI – The University at Buffalo football team put together a dominant offensive effort to beat Eastern Michigan, 51-30, in the Mid-American Conference opener for both teams at Rynearson Stadium on Saturday afternoon. The 50 points were the most points ever scored by a UB team in a MAC road contest.

The Bulls offense couldn't be stopped. They scored the first nine times they had the ball. However, early on, Eastern Michigan was matching UB's scores with points of its own. Early in the third quarter, the Eagles scored a touchdown to take a 31-30 lead. From there on, it was all Bulls, as the Blue and White scored 20 unanswered points to pull away for the victory.

UB signal-caller Cole Snyder led the way for the Bulls. He went 20-for-29 for 297 yards and two touchdowns and added two more scores on the ground. His favorite target was Quian Williams who had six catches for 99 yards and a touchdown against the school from which he transferred prior to the 2021 season.

Buffalo had its best rushing performance of the season. The Bulls rushed for 201 yards, led by Ron Cook who had 92 yards on 19 carries. Mike Washington ran for a career-high 71 yards and scored two touchdowns for his first career multi-touchdown game.

The Bulls were able to capitalize on big plays all afternoon. On their first drive of the game, Snyder hit Williams for a 59-yard pass play that set up UB at the EMU 1-yard line. Snyder later punched it in. Late in the half, Williams returned a kickoff 75 yards to set up an Alex McNulty field goal as time expired. Snyder connected with Jamari Gassett for a 65-yard touchdown early in the third quarter that gave the Bulls the lead for good.

The Bulls defensive effort got much stronger in the second half. After giving up the lead, 31-30, with 10:38 left in the third quarter, Buffalo allowed zero points and only 50 yards the rest of the game. Shaun Dolac led Buffalo with 13 tackles. James Patterson had seven tackles and an interception. The senior linebacker passed all-time great Khalil Mack on UB's career tackle list with 333.

McNulty made all three of his field goal attempts and now has made seven field goals over the last two games. He did, however, see his school-record streak of 111 straight extra points snapped when he had an attempt blocked in the first quarter. Ironically, the streak began on the same Eastern Michigan field in 2019.

SCORING BY QUARTER

| | | | | | |
|---------------|----|----|---|---|----|
| Buffalo | 17 | 14 | 7 | 0 | 38 |
| Bowling Green | 0 | 0 | 7 | 0 | 7 |

SCORING SUMMARY

- UB - Cook Ron 2 yd run (McNulty, Alex kick)
- UB - McNulty, Alex 26 yd field goal
- UB - Cook, Ron 1 yd run (McNulty, Alex kick)
- UB - Washington, Mike 92 yd run (McNulty, Alex kick)
- UB - Washington, Mike 1 yd run (McNulty, Alex kick)
- UB - Patterson, James 97 yd fumble return (McNulty, Alex kick)
- BG - Keith, T. 11 yd pass from McDonald, M. (Lawler, M. kick)

TEAM STATISTICS

| | UB | BG |
|--------------------------------|---------|---------|
| FIRST DOWNS | 19 | 20 |
| NET YARDS RUSHING | 280 | 99 |
| NET YARDS PASSING | 186 | 281 |
| Completions-Attempts-Int | 13-20-0 | 21-43-1 |
| TOTAL OFFENSE YARDS | 466 | 380 |
| Fumbles: Number-Lost | 3-1 | 4-3 |
| Penalties: Number-Yards | 9-97 | 12-117 |
| Punt returns: Number-Yards-TD | 1-10-0 | 3-52-0 |
| Kickoff returns: Number-Yds-TD | 1-3-0 | 3-59-0 |
| Interceptions: Number-Yds-TD | 1-20-0 | 0-0-0 |
| Third-Down Conversions | 5 of 14 | 3 of 14 |
| Fourth-Down Conversions | 1 of 2 | 0 of 3 |
| Red-Zone Scores-Chances | 4-5 | 1-3 |
| Sacks By: Number-Yards | 4-25 | 2-12 |

INDIVIDUAL STATISTICS

RUSHING: BUFFALO-Washington, Mike 16-155; Cook, Ron 17-89; Henderson, Al-Jay 7-24; Snyder, Cole 8-20; Mangas, Robbie 1-5. BGSU-Patterson, Jaison 3-42; Johnson, Jamal 9-36; Moseley, Nick 3-18; McDonald, Matt 11-14; Keith Ta'ron 1-4.
 PASSING: BUFFALO - Snyder, Cole 12-19-0-171; Williams, Quian 1-1-0-15. BGSU-McDonald, Matt 21-42-1-281; Orth, Camden 0-1-0-0. RECEIVING: BUFFALO-Marshall, Justin 3-43; Gassett, Jamari 2-49; Cook, Ron 2-18; Williams, Quian 1-33; Curry, Boobie 1-20; Snyder, Cole 1-6; Harrity, Cole 1-6; Henderson, Al-Jay 1-2; Washington, Mike 1-0. BGSU-Lewis, CJ 4-82; Sims, Christian 5-53; Keith, Ta'ron 3-32; Croom, Cavon 3-26; Hilare, Odieu 3-10; Brodn, Tyrone 2-39; Bench, Andrew 2-38.
 Time of Game: 3:24 Attendance: 8,724



BUFFALO 34, MASSACHUSETTS 7

OCT. 15, 2022 • McGUIRK STADIUM • AMHERST, MA

AMHERST, MA – The University at Buffalo football team won its fourth straight game on Saturday afternoon, defeating Massachusetts, 34-7, at McGuirk Stadium. It was a dominant defensive performance as the Bulls held the Minutemen to only 220 yards of total offense.

The offense was keyed by big plays enroute to rolling up 480 yards of total offense.

The Bulls jumped out to a 10-0 lead thanks to an Alex McNulty 39-yard field goal and a four-yard pass from Cole Snyder to Quian Williams.

Buffalo extended its lead to 17-0 early in the second quarter when Al-Jay Henderson ripped off a career-long 84-yard touchdown run.

After the Minutemen scored to cut the lead to 17-7, Justin Marshall quieted the UMass threat by hauling in a 49-yard touchdown catch with 5:07 left in the second quarter to put the Bulls back up by 17.

All the scoring in the second half went the way of UB. McNulty drilled his second 39-yard field goal of the game in the third quarter and Cole Harrity capped the scoring with his first career touchdown catch as a Bull – a 27-yard reception from Snyder in the fourth.

UB's defensive line was the difference in the game. The Bulls registered 15 tackles for loss and four sacks on the afternoon. Defensive end Ibrahim Kante had five tackles, two sacks and three tackles for loss. Defensive tackle Jaylon Bass had six tackles and 1.5 tackles for loss and fellow defensive tackle Daymond Williams had three tackles, a sack and two tackles for loss.

Snyder had his second three-touchdown passing performance of the season. He finished 20-31 for 277 yards and three touchdowns. He connected with 10 different receivers, led by Jamari Gassett who had four catches for 85 yards.

SCORING BY QUARTER

| | | | | | |
|---------------|---|----|---|---|----|
| Buffalo | 3 | 21 | 3 | 7 | 34 |
| Massachusetts | 0 | 7 | 0 | 0 | 7 |

SCORING SUMMARY

- UB - McNulty, Alex 39 yd field goal
- UB - Williams, Quian 4 yd pass from Snyder, Cole (McNulty, Alex kick)
- UB - Henderson, Al-Jay 84 yd run (McNulty, Alex kick)
- UM - Merriweather, E. 5 yd run (Carson, C. kick)
- UB - Marshall, Justin 49 yd pass from Snyder, Cole (McNulty, Alex kick)
- UB - McNulty, Alex 49 yd field goal
- UB - Harrity, Cole 27 yd pass from Snyder, Cole (McNulty, Alex kick)

TEAM STATISTICS

| | | |
|--------------------------------|---------|---------|
| FIRST DOWNS | 21 | 16 |
| NET YARDS RUSHING | 203 | 112 |
| NET YARDS PASSING | 277 | 108 |
| Completions-Attempts-Int | 20-31-2 | 8-19-0 |
| TOTAL OFFENSE YARDS | 480 | 220 |
| Fumbles: Number-Lost | 1-0 | 2-0 |
| Penalties: Number-Yards | 6-64 | 5-50 |
| Punt returns: Number-Yards-TD | 3-12-0 | 1-10-0 |
| Kickoff returns: Number-Yds-TD | 1-15-0 | 2-27-0 |
| Interceptions: Number-Yds-TD | 0-0-0 | 2-4-0 |
| Third-Down Conversions | 8 of 15 | 4 of 14 |
| Fourth-Down Conversions | 1 of 1 | 0 of 1 |
| Red-Zone Scores-Chances | 1-1 | 1-2 |
| Sacks By: Number-Yards | 4-28 | 0-0 |

INDIVIDUAL STATISTICS

RUSHING: BUFFALO-Henderson, Al-Jay 5-99; Cook, Ron 11-43; Washington, Mike 14-42; Snyder, Cole 4-28; Williams, Quian 1-(-2). UMASS-Adams, Kay-Ron 11-65; Merriweather, Ellis 10-21; Dzuro, Garrett 10-28; Wise, Zamar 5-12; Campiotto, Gino 1-6; Desrosiers, Gregory 3-(-3).
 PASSING: BUFFALO-Snyder, Cole 20-31-2-277. UMASS-Dzuro, Garrett 7-14-0-99; Wide, Zamar 1-5-0-9.
 RECEIVING: BUFFALO-Gassett, Jamari 4-85; Marshall, Justin 3-75; Harrity, Cole 3-46; Williams, Quian 3-9; Curry, Boobie 2-26; Johnson, Marilyn 1-13; Embry, Ray 1-12; Mangas, Robbie 1-7; Washington, Mike 1-4; Cook, Ron 1-0. UMASS-Ross, Isaac 3-33; Johnson, George 2-52; Holiness, Isaiah 1-13; Gibson, Jacquon 1-9; Desrosier, Gregory 1-1.
 Time of Game: 3:28 Attendance: 13,378

BUFFALO 34, TOLEDO 7

OCT. 22, 2022 • UB STADIUM • BUFFALO, NY

BUFFALO, NY – The University at Buffalo football team rallied from a 17-point fourth-quarter deficit to stun Toledo, 34-27, in a battle of the Mid-American Conference's first place teams at UB Stadium on Saturday afternoon. The Bulls scored 24 points in the fourth quarter to win their fifth straight game and improve to a perfect 4-0 in the MAC.

The Bulls trailed 27-10 early in the fourth quarter. Quarterback Cole Snyder sparked the comeback with a five-yard touchdown run with 13:13 left to cut the lead to 27-17. UB got the ball right back, marched 80 yards down the field and cut the lead to three points on a 32-yard connection from Snyder to Jamari Gassett with 9:35 left.

An interception by safety Marcus Fuqua gave the ball right back to the Bulls and, four plays later, Ron Cook scampered in from 30 yards out to give UB its first lead of the game, 31-27, with 8:06 remaining.

Fuqua intercepted his third pass of the day with a little over three minutes left to give the ball back to the Bulls and set up an Alex McNulty 42-yard field goal with just 47 seconds left to extend the UB lead to 34-27.

On the Toledo's last drive of the game, Caleb Offord sealed the win with the Bulls' fourth interception of the game. All told, Buffalo forced six Toledo turnovers, including a 72-yard fumble return for a touchdown by Jahmin Muse.

Cook finished the day with a career-high 118 yards rushing and a touchdown and added three receptions for 40 yards. Snyder, who struggled in the first half, found his groove in the second half and finished with 245 passing yards and a TD.

Linebacker Shaun Dolac had another stellar game for the Bulls, finishing with 12 tackles, three tackles for loss and two pass breakups. Cornerback Isaiah King, who was wearing no. 41 in memory of Solomon Jackson, had a career-high 11 tackles and an incredible sequence where he forced and recovered a fumble in the third quarter.

It was a tale of two halves as the Bulls scored 27 points on 299 yards of offense in the second half, while holding Toledo to just seven points on 186 yards of offense in the second half.

SCORING BY QUARTER

| | | | | | |
|---------|---|----|---|----|----|
| Toledo | 7 | 13 | 7 | 0 | 27 |
| Buffalo | 0 | 7 | 3 | 24 | 34 |

SCORING SUMMARY

- UT - Turner, J. 26 yd pass from Finn, D. (Clucky, T. kick)
- UT - Clucky, T. 39 yd field goal
- UB - Muse, Jahmin 72 yd fumble return (McNulty, Alex kick)
- UT - Finn, D. 17 yd rush (Clucky, T. kick)
- UT - Clucky, T. 23 yd field goal
- UB - McNulty, Alex 40 yd field goal
- UT - Finn, D. 3 yd rush (Clucky, T. kick)
- UB - Snyder, Cole 5 yd rush (McNulty, Alex kick)
- UB - Gassett, Jamari 32 yd pass from Snyder, Cole (McNulty, Alex kick)
- UB - Cook, Ron 30 yd rush (McNulty, Alex kick)
- UB - McNulty, Alex 42 yd field goal

TEAM STATISTICS

| | | |
|--------------------------------|---------|---------|
| FIRST DOWNS | 22 | 19 |
| NET YARDS RUSHING | 198 | 153 |
| NET YARDS PASSING | 240 | 245 |
| Completions-Attempts-Int | 25-48-4 | 22-39-0 |
| TOTAL OFFENSE YARDS | 438 | 398 |
| Fumbles: Number-Lost | 2-2 | 1-1 |
| Penalties: Number-Yards | 5-30 | 4-35 |
| Punt returns: Number-Yards-TD | 2-65-0 | 0-0-0 |
| Kickoff returns: Number-Yds-TD | 2-33-0 | 4-75-0 |
| Interceptions: Number-Yds-TD | 0-0-0 | 4-29-0 |
| Third-Down Conversions | 6 of 18 | 5 of 16 |
| Fourth-Down Conversions | 3 of 5 | 0 of 3 |
| Red-Zone Scores-Chances | 4-4 | 1-1 |
| Sacks By: Number-Yards | 3-27 | 1-10 |

INDIVIDUAL STATISTICS

RUSHING: TOLEDO-Stuart, Jacquez 14-107; Finn, Dequan 14-66; Boone, Peny 4-10; Kelly, Micah 5-8; Maddox, Devin 1-7. BUFFALO-Cook, Ron 18-118; Washington, Mike 10-36; Henderson, Al-Jay 1-1; Snyder, Cole 9-(-2).
 PASSING: TOLEDO-Finn, Dequan 25-47-4-240. BUFFALO-Snyder, Cole 22-39-0-245.
 RECEIVING: TOLEDO-Newton, Jerjuan 6-54; Maddox, Devin 4-34; Boone, Peny 4-20; Barkley, Mikel 3-39; Turner, Jamal 3-36; Zsiros, Thomas 2-36; Stuart, Jacquez 1-8; Kelly, Micah 1-7; Kuhl, Lenny 1-6. BUFFALO-Williams, Quian 5-37; Gassett, Jamari 4-69; Cook, Ron 3-40; Marshall, Justin 3-26; Mangas, Robbie 2-30; Curry, Boobie 2-21; Harrity, Cole 1-8; Embry, Ray 1-7; Borland, Trevor 1-7.
 Time of Game: 3:23 Attendance: 14,190



OHIO 45, BUFFALO 24

NOV. 1, 2022 • PEDEN STADIUM • ATHENS, OH

ATHENS, OH – The University at Buffalo football team had its five-game winning streak snapped at Ohio, 45-24, on Tuesday night at Peden Stadium. It was the Bulls' first Mid-American Conference loss of the season.

UB rallied from a 24-3 second-quarter deficit to make it a one-score game on two different occasions in the third quarter, but in the end Ohio's high-octane offense proved to be too much.

Trailing 24-3 late in the second quarter, Cole Snyder found Justin Marshall in the corner of the endzone for a 12-yard touchdown to cut the lead to 24-10 at the half. On Ohio's first possession of the third quarter, Keyshawn Cobb picked off Ohio quarterback Kurtis Rourke and returned it 26 yards for a touchdown and just like that it was 24-17.

After Ohio answered with a touchdown to go up by 14 points, Snyder hit Mike Washington on a short pass for a touchdown to again bring the Bulls to within seven, 31-24, with 1:46 left in the third quarter. The touchdown was set up by a fumble forced by Cobb and recovered by Marcus Fuqua near midfield.

Unfortunately, turnovers hurt the Bulls in the fourth quarter as they fumbled twice, thwarting their comeback effort.

Snyder finished with 234 yards passing and two scores. Marshall and Quian Williams each had six catches in the game. Robbie Mangas added a career-high four grabs for 41 yards.

Defensively, Buffalo was led by the linebacker duo of James Patterson and Shaun Dolac. Patterson had a career-high 16 tackles, including 1.5 tackles for loss. Dolac had 10 tackles in the game.

SCORING BY QUARTER

| | | | | | |
|---------|----|----|----|----|----|
| Buffalo | 0 | 10 | 14 | 0 | 24 |
| Ohio | 17 | 7 | 7 | 14 | 45 |

SCORING SUMMARY

- OU - Wiglusz, S. 16 yd pass from Rourke, K. (Vakos, N. kick)
- OU - Vakos, N. 37 yd field goal
- OU - Jones, 7. 5 yd pass from Rourke, K. (Vakos, N. kick)
- UB - McNulty, Alex 28 yd field goal
- OU - Wiglusz, S. 5 yd pass from Rourke, K. (Vakos, N. kick)
- UB - Marshall, Justin 12 yd pass from Snyder, Cole (McNulty, Alex kick)
- UB - Cobb, Keyshawn 26 interception return (McNulty, Alex kick)
- OU - Cross, M. 2 yd pass from Rourke, K. (Vakos, N. kick)
- UB - Washington, Mike 2 yd pass from Snyder, Cole (McNulty, Alex kick)
- OU - Dorsey, C. 1 yd rush (Vakos, N. kick)
- OU - Cross, M. 9 yd pass from Rourke, K. (Vakos, N. kick)

TEAM STATISTICS

| | | |
|--------------------------------|---------|---------|
| FIRST DOWNS | UB | OU |
| NET YARDS RUSHING | 17 | 20 |
| NET YARDS PASSING | 22 | 157 |
| Completions-Attempts-Int | 25-49-1 | 20-29-1 |
| TOTAL OFFENSE YARDS | 260 | 474 |
| Fumbles: Number-Lost | 3-2 | 1-1 |
| Penalties: Number-Yards | 4-28 | 7-51 |
| Punt returns: Number-Yards-TD | 0-0-0 | 2-6-0 |
| Kickoff returns: Number-Yds-TD | 3-57-0 | 2-52-0 |
| Interceptions: Number-Yds-TD | 1-26-1 | 1-0-0 |
| Third-Down Conversions | 8 of 19 | 4 of 9 |
| Fourth-Down Conversions | 2 of 3 | 0 of 0 |
| Red-Zone Scores-Chances | 3-3 | 7-7 |
| Sacks By: Number-Yards | 0-0 | 6-33 |

INDIVIDUAL STATISTICS

- RUSHING: BUFFALO-Washington, Mike 6-19; Henderson, Al-Jay 3-6; Cook, Ron 3-4; Snyder, Cole 16(-7). OHIO-Dorsey, Cam 12-52; Rourke, Kurtis 6-45; Ross, Julian 4-36; McCormick, Nolan 8-16; Neatherton, Jake 1-16; Kacmarek, Will 1-0.
- PASSING: BUFFALO-Snyder, Cole 25-49-1-238. OHIO-Rourke, Kurtis 20-29-1-317.
- RECEIVING: BUFFALO-Marshall, Justin 6-72; Williams, Quian 6-64; Mangas, Robbie 4-41; Cook, Ron 2-14; Gassett, Jamari 2-10; Johnson, Marlyn 2-7; Washington, Mike 2-8; Harrity, Cole 1-28. OHIO-Wiglusz, Sam 6-131; Cross, Miles 4-18; Jones Jacoby 3-67; Bostic, James 3-39; Kacmarek, Will 2-44; McCormick Nolan 1-12; Burton, Alec 1-6.
- Time of Game: 3:30 Attendance: 16,401

CENTRAL MICHIGAN 31, BUFFALO 27

NOV. 9, 2022 • KELLY/SHORTS STADIUM • MOUNT PLEASANT, MI

MOUNT PLEASANT, MI – The University at Buffalo football team lost to Central Michigan, 31-27, at Kelly/Shorts Stadium on Wednesday night. It was the second straight loss for the Bulls who saw their good first half spoiled by a Chippewa comeback.

It was all Buffalo early on as the Bulls built a 24-7 halftime lead. UB controlled the line of scrimmage and got three rushing touchdowns in the first half. The first was a short run by Mike Washington, followed by a 25-yard run by Ron Cook, Jr. and a 30-yard run by Al-Jay Henderson.

Alex McNulty tacked on a 42-yard field goal with just 20 seconds left in the first half.

The second half turned when quarterback Bert Emmanuel, Jr. was inserted in the lineup for Central Michigan. The CMU signal-caller rushed for 293 yards in the game, 274 coming in the second half alone. His second rushing touchdown of the game tied the game at 27-27 late in the third quarter.

McNulty drilled a 54-yard field goal with 9:42 left in the fourth quarter to give the Bulls the lead, 27-24. It was McNulty's second field goal of the game and 18th of the season, setting a school record for single-season made field goals.

Unfortunately for the Bulls, Central Michigan responded with a touchdown with 7:29 remaining to take the lead for good.

The Bulls rushed for 240 yards in the game, led by Cook's 100. His second 100-yard game in the last three games. Henderson added 72 yards on the ground.

Cole Snyder threw for 191 yards. Justin Marshall was the Bulls' leading receiver with four catches for 45 yards. Quian Williams, Marlyn Johnson and Trevor Borland each added three receptions.

Defensively, Buffalo was led by Shaun Dolac who had 13 tackles, a tackle for loss and a forced fumble. James Patterson added nine stops.

SCORING BY QUARTER

| | | | | | |
|------------------|---|----|----|---|----|
| Buffalo | 7 | 17 | 0 | 3 | 27 |
| Central Michigan | 7 | 0 | 17 | 7 | 31 |

SCORING SUMMARY

- UB - Washington, Mike 1 yd run (McNulty, Alex kick)
- CM - Stepney, D. 1 yd run (Meeder, M. kick)
- UB - Cook, Ron 25 yd run (McNulty, Alex kick)
- UB - Henderson, Al-Jay 30 yd run (McNulty, Alex kick)
- UB - McNulty, Alex 42 yd field goal
- CM - Emanuel, B. 75 yd run (Meeder, M. kick)
- CM - Meeder, M. 40 yd field goal
- CM - Emanuel, B. 87 yd run (Meeder, M. kick)
- UB - McNulty, Alex 54 yd field goal
- CM - Emanuel, B. 1 yd run (Meeder, M. kick)

TEAM STATISTICS

| | | |
|--------------------------------|---------|----------|
| FIRST DOWNS | UB | OU |
| NET YARDS RUSHING | 25 | 18 |
| NET YARDS PASSING | 240 | 303 |
| Completions-Attempts-Int | 19-32-1 | 8-17-0 |
| TOTAL OFFENSE YARDS | 431 | 420 |
| Fumbles: Number-Lost | 0-0 | 2-1 |
| Penalties: Number-Yards | 6-64 | 3-15 |
| Punt returns: Number-Yards-TD | 0-0-0 | 1-(-1)-0 |
| Kickoff returns: Number-Yds-TD | 3-66-0 | 2-83-0 |
| Interceptions: Number-Yds-TD | 0-0-0 | 1-11-0 |
| Third-Down Conversions | 9 of 20 | 3 of 9 |
| Fourth-Down Conversions | 3 of 5 | 0 of 1 |
| Red-Zone Scores-Chances | 1-1 | 2-4 |
| Sacks By: Number-Yards | 1-12 | 2-8 |

INDIVIDUAL STATISTICS

- RUSHING: BUFFALO-Cook, Ron 22-100; Henderson, Al-Jay 16-72; Washington, Mike 7-41; Snyder, Cole 12-27. CMU-Emanuel, Bert 24-293; Richardson, Daniel 1-9; Stepney, De'Javion 10-2.
- PASSING: BUFFALO-Snyder, Cole 19-32-1-191. CMU-Richardson, Daniel 7-14-0-95; Emanuel, Bert 1-3-0-22.
- RECEIVING: BUFFALO-Marshall, Justin 4-45; Williams, Quian 3-36; Johnson, Marlyn 3-19; Borland, Trevor 3-9; Cook, Ron 1-39; Embry, Ray 1-15; Henderson, Al-Jay 1-11; Harrity, Cole 1-7; Washington, Mike 1-5; Mangas, Robbie 1-5.
- CMU-Conley, Cade 3-61; Carriere, Carlos 2-31; Brown, Christian 2-21; Hogan, Finn 1-4.
- Time of Game: 3:30 Attendance: 9,103



KENT STATE 30, BUFFALO 27

NOV. 26, 2022 • UB STADIUM • BUFFALO, NY

BUFFALO, NY – The University at Buffalo football team fell in overtime to Kent State, 30-27, at UB Stadium on Saturday afternoon. The Golden Flashes spoiled the Bulls' opportunity to become bowl eligible and they will now need to beat Akron on Friday for their sixth win.

It was a very windy day at UB Stadium and the conditions effected both teams. Capitalizing on a strong tailwind, the Bulls were able to score twice in the third quarter to take a 24-10 lead.

Matt Myers, who saw his first playing time of the season was a big spark for the Bulls. The senior quarterback rushed for a career-high 110 yards and all three of UB's touchdowns in the game. He tied Buffalo's FBS record for rushing yards in a game by a quarterback, tying Alex Zordich who also rushed for 110 yards at Ohio in 2012.

However, with the help of the wind in the fourth quarter, Kent State was able to rally and score 14 points to tie the game at 24-24 with one minute left in regulation and send the game into overtime. Buffalo scored first in OT on a 30-yard field goal by Alex McNulty, his second of the game. The Golden Flashes countered with a 7-yard touchdown pass for the walk-off win.

Linebacker Shaun Dolac had another stellar game for the Bulls, finishing with a game-high 14 tackles, nine of which were solo. He broke the single-season school record for solo tackles with 86, surpassing the previous record of 80 set by Craig Guest in 1996. Fellow linebacker James Patterson had 10 tackles, including 1.5 tackle for loss. He is now just one tackle shy of becoming just the fifth UB player to amass 400 career tackles.

Cole Snyder completed 20-of-28 passes for 165 yards in the game. Quian Williams had four catches for 63 yards and Mike Washington had four receptions for 23 yards to lead the receivers.

SCORING BY QUARTER

| | | | | | | |
|------------|---|---|----|----|---|----|
| Kent State | 3 | 7 | 0 | 14 | 6 | 20 |
| Buffalo | 3 | 7 | 14 | 0 | 3 | 24 |

SCORING SUMMARY

- KS - Glass, A. 24 yd field goal
- UB - McNulty, Alex 47 yd field goal
- UB - Myers, Matt 2 yd run (McNulty, Alex kick)
- KS - Cooper, M. 21 yd run (Glass, A. kick)
- UB - Myers, Matt 16 yd run (McNulty, Alex kick)
- UB - Myers, Matt 1 yd run (McNulty, Alex kick)
- KS - Poke, J. 10 yd run (conversion failed)
- KS - Cooper, M. 2 yd run (Poke pass from Ulatowski)
- UB - McNulty, Alex 30 yd field goal
- KS - Walker, D. 7 yd pass from Ulatowski, T.

TEAM STATISTICS

| | KSU | UB |
|--------------------------------|---------|---------|
| FIRST DOWNS | 19 | 23 |
| NET YARDS RUSHING | 214 | 181 |
| NET YARDS PASSING | 150 | 165 |
| Completions-Attempts-Int | 14-34-1 | 20-28-0 |
| TOTAL OFFENSE YARDS | 364 | 346 |
| Fumbles: Number-Lost | 0-0 | 2-1 |
| Penalties: Number-Yards | 5-35 | 4-21 |
| Punt returns: Number-Yards-TD | 1-19-0 | 1-1-0 |
| Kickoff returns: Number-Yds-TD | 1-14-0 | 2-15-0 |
| Interceptions: Number-Yds-TD | 1-18-0 | 1-0-0 |
| Third-Down Conversions | 5 of 18 | 6 of 18 |
| Fourth-Down Conversions | 4 of 5 | 3 of 3 |
| Red-Zone Scores-Chances | 4-4 | 4-5 |
| Sacks By: Number-Yards | 3-20 | 3-17 |

INDIVIDUAL STATISTICS

RUSHING: KENT-Cooper, Marquez 30-145; Schlee, Collin 5-44; Ulatowski 4-21; Garcia, Gavin 1-8; Poke, Ja'Shaun 2-7; Bradford, Bryan 2-(-3); Kargman, Devin 1-(-8). BUFFALO-Myers, Matt 21-109; Henderson, Al-Jay 12-41; Washington, Mike 12-40; Williams, Quian 1-4; Snyder, Cole 7-(-12). PASSING: KENT-Kargman 5-18-1-25; Ulatowski, Tommy 6-11-0-102; Schlee, Collin 2-4-0-14; Cooper, Marquez 1-1-0-9. BUFFALO-Snyder, Cole 20-28-0-165. RECEIVING: KENT-Walker, Devontez 5-84; Harris, Trell 5-52; Poke, Ja'Shaun 2-8; Bradford, Bryan 1-5; Cooper Marquez 2-1. BUFFALO-Williams, Quian 4-63; Washington, Mike 4-23; Henderson, Al-Jay 3-28; Borland, Trevor 2-18; Marshall, Justin 2-13; Mangas, Robbie 2-0. Embry, Ray 1-10; Curry, Boobie 1-6; Johnson, Marlyn 1-4. Time of Game: 3:36 Attendance: 12,302

BUFFALO 23, AKRON 22

DEC. 2, 2022 • UB STADIUM • BUFFALO, NY

BUFFALO, NY – Cole Snyder connected with Quian Williams on a fourth-down, 16-yard touchdown pass with just 1:15 left in the fourth quarter to help rally Buffalo to a 23-22 victory over Akron at UB Stadium on Friday afternoon. The win was UB's sixth of the season, assuring the Bulls will play in a bowl game.

Playing without several key players due to injury, including running backs Ron Cook, Jr. and Al-Jay Henderson, the Bulls turned to the passing game to mount the comeback.

Snyder threw for 264 yards and three touchdowns in the game. Justin Marshall had six catches for 83 yards and a pair of scores, including a 38-yard touchdown grab with just 30 seconds left in the half and a six-yard TD grab late in the third quarter that gave the Bulls a brief lead.

Buffalo was trailing 22-17 with 3:07 left in the game. It looked bleak for the Bulls until Jaylon Bass jumped on a loose ball to give UB possession at its own 40-yard line. The Bulls marched down the field on completions to Williams, Marlyn Johnson, Trevor Borland and Marshall. On 4th-and-10 at the Akron 16, Williams made the play of the game, catching a pass from Snyder near the goal line and before getting knocked out of bounds, reached the ball back behind his head and over the goal line for the game-winning score.

On the ensuing Akron possession, Marcus Fuqua sealed the win with his second interception of the game. The All-MAC first-teamer has seven interceptions on the season – the most by a UB player in its FBS era.

Buffalo fell behind to the Zips, 16-0, but the defense kept the Bulls in the game until the offense could get things going. Linebacker Shaun Dolac had another big game, finishing with a game-high 12 tackles and 2.5 sacks. James Patterson, playing in his final game at UB Stadium, had 11 tackles and two tackles for loss. He became just the fifth player in program history to surpass 400 career tackles.

SCORING BY QUARTER

| | | | | | |
|---------|---|----|---|---|----|
| Akron | 9 | 7 | 0 | 6 | 22 |
| Buffalo | 0 | 10 | 7 | 6 | 23 |

SCORING SUMMARY

- UA - George, D. 16 yd pass from Undercuffler, J. (Smigel, C kick)
- UA - Safety
- UA - George, D. 16 yd pass from Undercuffler, J. (Smigel, C kick)
- UB - McNulty, Alex 43 yd field goal
- UB - Marshall, Justin 38yd pass from Snyder, Cole (McNulty, Alex kick)
- UB - Marshall, Justin 6 yd pass from Snyder, Cole (McNulty, Alex kick)
- UA - Price, C. 17 yd rush (Smigel, C. kick)
- UB - Williams, Quian 16 yd pass from Snyder, Cole (McNulty, Alex kick)

TEAM STATISTICS

| | UA | UB |
|--------------------------------|---------|---------|
| FIRST DOWNS | 20 | 18 |
| NET YARDS RUSHING | 52 | 27 |
| NET YARDS PASSING | 254 | 264 |
| Completions-Attempts-Int | 29-47-2 | 23-44-1 |
| TOTAL OFFENSE YARDS | 306 | 291 |
| Fumbles: Number-Lost | 2-1 | 4-1 |
| Penalties: Number-Yards | 8-74 | 11-100 |
| Punt returns: Number-Yards-TD | 2-26-0 | 0-0-0 |
| Kickoff returns: Number-Yds-TD | 2-41-0 | 4-66-0 |
| Interceptions: Number-Yds-TD | 1-32-0 | 2-21-0 |
| Third-Down Conversions | 7 of 17 | 2 of 15 |
| Fourth-Down Conversions | 0 of 0 | 3 of 5 |
| Red-Zone Scores-Chances | 3-3 | 2-3 |
| Sacks By: Number-Yards | 2-14 | 5-33 |

INDIVIDUAL STATISTICS

RUSHING: AKRON-Price, Clyde 19-79; Undercuffler, Jeff 6-(-27). BUFFALO-Washington, Mike 1-19; Scott, Mark 4-19; Ahmed, Tajay 1-4; Snyder, Cole 6-1; Plummer, Brian 1-(-2). PASSING: AKRON-Undercuffler, Jeff 28-45-2-247; Jankowski, Ryan 1-2-0-7. BUFFALO-Snyder, Cole 23-44-1-264. RECEIVING: AKRON-George, Daniel 7-100; Adams, Alex 7-18; Jacques-Louis, Shockey 5-94; Price, Clyde 4-14; banks, TJ 3-12; Brank, Tristian 1-8; Anderson, Caleb 1-8; Georges, Tony 1-0. BUFFALO-Washington, Mike 8-58; Marshall, Justin 6-83; Williams, Quian 2-30; Ruiz-Navarro 2-13; Harrity, Cole 1-33; Embry, Ray 1-28; Borland, Trevor 1-14; Johnson, Marlyn 1-6; Gassett, Jamari 1-(-1). Time of Game: 3:44 Attendance: 12,247



BUFFALO 23, GEORGIA SOUTHERN 21 DEC. 27, 2022 • CRAMTON BOWL • MONTGOMERY, AL

MONTGOMERY, AL – For the second time in three years, the University at Buffalo football team hoisted the Camellia Bowl trophy over its heads as bowl champions, defeating Georgia Southern, 23-21, at the Cramton Bowl on Tuesday afternoon. An undermanned Bulls squad had reserve players step up all day to help UB win its third bowl in program history.

Players like Clevester Hines, who before this week was a wide receiver, was forced to start at cornerback and finished with seven tackles and three pass breakups. He helped the Bulls slow down a pass-happy, high-powered Georgia Southern offense. On the offensive side of the ball, running back Tajay Ahmed was pressed into action due to injuries and responded by rushing for a career-high 98 yards and a touchdown.

While several new faces stepped up, the usual old reliables paced the Bulls, especially early. Wide receiver Justin Marshall had 11 catches for 127 yards, both career highs, and scored UB's first touchdown of the game enroute to being named the bowl's Most Valuable Player.

Marshall was the favorite target of quarterback Cole Snyder who threw for 265 yards and a score. He became just the third quarterback in program history to throw for 3,000 yards in a season. Snyder also connected with Quian Williams five times for 100 yards.

Buffalo took a 14-6 lead late in the first half on a short touchdown run by Ahmed.

Georgia Southern responded early in the second half by quickly tying the game on a long touchdown pass. However, the Bulls answered with consecutive Alex McNulty field goals to take a 20-14 lead into the fourth quarter.

Early in the fourth quarter, Dylan Powell came up with his first career interception to set up UB at the Georgia Southern 40-yard line. The Bulls were able to drive down the field and McNulty hit a chip shot to extend the UB lead to nine. It was McNulty's third field goal of the game and 49th of his career, breaking the program's all-time record.

The Eagles scored a touchdown, with 3:38 left, to cut the UB advantage to two points. However, the Bulls were able to get two key first downs and Georgia Southern never got the ball back.

Linebacker Shaun Dolac led the UB defense with 13 tackles and added a forced fumble that was recovered by Jalen McNair to set up a UB field goal. Fellow linebacker James Patterson, making his 56th and final career start for the Bulls, had eight tackles, including a tackle for loss.

It was the third straight bowl win for the Bulls after winning the 2019 Bahamas Bowl and 2020 Camellia Bowl.

SCORING SUMMARY

- GS - Raynor, A. 23 yd field goal
- UB - Marshall, J. 32 yd pass from Snyder, C. (McNulty, A. kick)
- GS - Raynor, A. 21 yd field goal
- UB - Ahmed, T. 5 yd run (McNulty, A. kick)
- GS - Thompson, J. 79 yd pass from Vantrease, K. (Mcafee pass from Vantrease)
- UB - McNulty, A. 33 yd field goal
- UB - McNulty, A. 24 yd field goal
- UB - McNulty, A. 20 yd field goal
- GS - Mcafee, J. 13 yd pass from Vantrease, K. (Raynor, A. kick)

TEAM STATISTICS

| | GS | UB |
|--------------------------------|---------|----------|
| FIRST DOWNS | 22 | 25 |
| NET YARDS RUSHING | 89 | 122 |
| NET YARDS PASSING | 355 | 265 |
| Completions-Attempts-Int | 29-47-1 | 21-38-1 |
| TOTAL OFFENSE YARDS | 444 | 387 |
| Fumbles: Number-Lost | 1-1 | 2-1 |
| Penalties: Number-Yards | 7-55 | 3-30 |
| Punt returns: Number-Yards-TD | 2-25-0 | 1-0-0 |
| Kickoff returns: Number-Yds-TD | 1-18-0 | 1-19-0 |
| Interceptions: Number-Yds-TD | 0-0-0 | 1-13-0 |
| Third-Down Conversions | 7 of 15 | 12 of 19 |
| Fourth-Down Conversions | 1 of 1 | 0 of 0 |
| Red-Zone Scores-Chances | 3-3 | 4-4 |
| Sacks By: Number-Yards | 2-8 | 0-0 |

INDIVIDUAL STATISTICS

RUSHING: Buffalo- Ahmed, Tajay 27-98; Washington, Mike 7-19; Snyder, Cole 4-6; Scott Mark Anthont 3-3. Georgia Southern- Arnold, OJ 12-68; Vantrease, Kyle 2-9; Green, Gerald 2-5; Brown, AJ 1-5; Mcafee, Jjay 1-3; Bride, Tyler 1-3; Jordan, Tyler 1-(-4).

PASSING: Buffalo: Snyder, Cole 21-38-0-265. Georgia Southern: Vantrease, Kyle 28-45-1-352; Cobb, Dalen 1-1-0-3.

RECEIVING: Buffalo- Marshall, Justin 11-127; Williams, Quian 5-100; Ahmed, Tajay 2-17; Mangas, Robbie 2-16; Marilyn Johnson 1-5. Georgia Southern- Hood, Khaleb 7-29; Johnson, Beau 5-118; Mcafee, Jjay 4-35; Archie, Ezra 3-42; Sanders, Marcus 3-20; Arnold, OJ 2-6; Thompson, Joshua 1-79; Cobb, Dalen 1-11; Brown, AJ 1-7; Lester, Evan 1-5; Vantrease 1-3.

Time of Game: 3:32, Attendance: 15,322



RUSHING RECORDS

----- GAME -----

YARDS

| PLAYER | YARDS | ATT | OPPONENT |
|--------------------|-------|-----|-----------------------------|
| 1. Jaret Patterson | 409 | 36 | Kent State (11/28/20) |
| 2. Jaret Patterson | 301 | 31 | at Bowling Green (11/17/20) |
| 3. Jaret Patterson | 298 | 26 | Bowling Green (11/29/19) |
| 4. Jordan Johnson | 282 | 24 | Akron (10/27/16) |
| 5. Alan Bell | 266 | 26 | Duquesne (11/2/91) |
| 6. Branden Oliver | 249 | 34 | Ohio (11/5/13) |
| 7. Branden Oliver | 238 | 25 | Morgan State (9/8/12) |
| 8. Anthonie Taylor | 237 | 36 | at Massachusetts (11/28/14) |
| 9. Branden Oliver | 235 | 29 | Akron (11/19/11) |
| 10. O.D. Underwood | 232 | 36 | Rochester (9/27/86) |

ATTEMPTS

| PLAYER | ATT | YARDS | OPPONENT |
|-------------------|-----|-------|-----------------------------|
| 1. Branden Oliver | 43 | 216 | Massachusetts (10/19/13) |
| 2. O.D. Underwood | 41 | 182 | Ithaca (10/18/86) |
| 3. James Starks | 37 | 151 | at Akron (11/13/08) |
| 4. O.D. Underwood | 36 | 232 | Rochester (9/27/86) |
| James Starks | 36 | 183 | Ohio (10/6/07) |
| Anthonie Taylor | 36 | 237 | at Massachusetts (11/28/14) |
| Anthonie Taylor | 36 | 219 | at Bowling Green (10/4/14) |
| Anthonie Taylor | 36 | 222 | Miami (OH) (9/27/14) |
| Jaret Patterson | 36 | 409 | Kent State (11/28/20) |
| 10. Anthony Swan | 35 | 147 | Boston Univ. (11/18/95) |
| Branden Oliver | 35 | 114 | at Pittsburgh (9/3/11) |
| Kevin Marks | 35 | 138 | vs. Marshall (12/25/20) |

TOUCHDOWNS

| PLAYER | TDS | OPPONENT |
|--------------------|-----|-----------------------------|
| 1. Jaret Patterson | 8 | Kent State (11/28/20) |
| 2. Jaret Patterson | 6 | Bowling Green (11/29/19) |
| Lou Corriere | 6 | Hobart (11/7/42) |
| 4. Jaret Patterson | 5 | Toledo (11/20/19) |
| Anthony Swan | 5 | Fordham (9/2/95) |
| 6. Pat Whitehead | 4 | Albany (11/6/82) |
| Anthony Swan | 4 | Illinois State (8/29/96) |
| Branden Oliver | 4 | at Kent State (10/26/13) |
| Jaret Patterson | 4 | at Bowling Green (11/17/20) |
| 10. 21 tied with | 3 | |



BRANDEN OLIVER



JARET PATTERSON



ANTHONY SWAN



RUSHING RECORDS

----- 100-YARD RUSHERS (SINCE 1999) -----

| YDS | PLAYER | YEAR | OPPONENT | ATT |
|------------|------------------------|-------------|----------------------|-----------|
| 409 | Jaret Patterson | 2020 | Kent State | 36 |
| 301 | Jaret Patterson | 2020 | Bowling Green | 31 |
| 298 | Jaret Patterson | 2019 | Bowling Green | 26 |
| 282 | Jordan Johnson | 2016 | Akron | 24 |
| 249 | Branden Oliver | 2013 | Ohio | 34 |
| 238 | Branden Oliver | 2012 | Morgan State | 25 |
| 237 | Anthone Taylor | 2014 | Massachusetts | 36 |
| 235 | Branden Oliver | 2011 | Akron | 29 |
| 231 | James Starks | 2007 | Toledo | 34 |
| 222 | Anthone Taylor | 2014 | Miami (OH) | 36 |
| 219 | Anthone Taylor | 2014 | Bowling Green | 36 |
| 216 | Branden Oliver | 2013 | Massachusetts | 43 |
| 199 | Branden Oliver | 2012 | Miami (OH) | 32 |
| 192 | Jaret Patterson | 2019 | Toledo | 32 |
| 187 | Jaret Patterson | 2018 | Kent State | 18 |
| 185 | James Starks | 2008 | Ohio | 30 |
| 185 | Branden Oliver | 2013 | Kent State | 34 |
| 183 | James Starks | 2007 | Ohio | 34 |
| 182 | Kevin Marks | 2020 | Akron | 15 |
| 181 | James Starks | 2008 | UTEP | 31 |
| 179 | Branden Oliver | 2011 | Ohio | 34 |
| 178 | Anthone Taylor | 2014 | Akron | 32 |
| 177 | James Starks | 2008 | Miami | 26 |
| 173 | Marquis Dwarte | 2000 | Akron | 25 |
| 173 | Albert Grundy | 2000 | Northern Illinois | 18 |
| 173 | Jaret Patterson | 2019 | Charlotte | 32 |
| 172 | Ike Nduka | 2009 | Western Michigan | 18 |
| 172 | Ike Nduka | 2009 | Central Michigan | 22 |
| 172 | Jeffvon Gill | 2009 | Bowling Green | 23 |
| 167 | Kevin Marks | 2018 | Central Michigan | 18 |
| 166 | Dylan McDuffie | 2021 | Bowling Green | 34 |
| 162 | James Starks | 2006 | Kent State | 24 |
| 160 | Devin Campbell | 2012 | Ohio | 30 |
| 160 | Jaret Patterson | 2019 | Eastern Michigan | 33 |
| 156 | Marquis Dwarte | 2000 | Miami (OH) | 26 |
| 155 | Mike Washington | 2022 | Bowling Green | 16 |
| 154 | Anthone Taylor | 2013 | Miami (OH) | 17 |
| 153 | Aaron Leeper | 2002 | Rutgers | 34 |
| 151 | James Starks | 2008 | Akron | 37 |
| 150 | Marquis Dwarte | 2001 | Connecticut | 25 |
| 150 | Branden Oliver | 2013 | Eastern Michigan | 25 |
| 150 | Branden Oliver | 2013 | Miami (OH) | 26 |
| 149 | Jaret Patterson | 2019 | Central Michigan | 28 |
| 148 | James Starks | 2007 | Miami (OH) | 19 |
| 147 | Jordan Johnson | 2015 | Ohio | 28 |
| 145 | Aaron Leeper | 2002 | Marshall | 21 |
| 144 | Emmanuel Reed | 2017 | Kent State | 33 |
| 143 | Dylan McDuffie | 2021 | Ohio | 23 |
| 141 | Jaret Patterson | 2019 | Kent State | 30 |
| 138 | Kevin Marks | 2018 | Temple | 25 |
| 138 | Kevin Marks | 2020 | Marshall | 35 |
| 137 | Jaret Patterson | 2020 | Northern Illinois | 20 |
| 137 | James Starks | 2007 | Bowling Green | 21 |
| 137 | Derrick Gordon | 2001 | Marshall | 30 |
| 136 | James Starks | 2008 | Kent State | 24 |
| 133 | Branden Oliver | 2011 | Eastern Michigan | 18 |
| 133 | Theo Anderson | 2017 | Bowling Green | 22 |
| 133 | Jaret Patterson | 2019 | Temple | 27 |
| 131 | Ike Nduka | 2009 | Gardner-Webb | 24 |
| 128 | Branden Oliver | 2013 | Western Michigan | 19 |
| 128 | Anthone Taylor | 2014 | Eastern Michigan | 24 |
| 127 | Branden Oliver | 2011 | Bowling Green | 34 |
| 126 | Josh Roth | 1999 | Hofstra | 18 |
| 126 | Brandon Thermilus | 2009 | Miami, OH | 11 |
| 126 | Branden Oliver | 2011 | Stony Brook | 15 |
| 125 | Dylan McDuffie | 2021 | Northern Illinois | 29 |
| 125 | James Starks | 2008 | Western Michigan | 28 |
| 125 | Mario Henry | 2007 | Temple | 17 |
| 125 | Dave Dawson | 2003 | Rutgers | 14 |
| 124 | Derrick Gordon | 1999 | Central Michigan | 19 |
| 123 | Brandon Thermilus | 2009 | Kent State | 29 |
| 123 | Jordan Johnson | 2015 | Miami (OH) | 28 |

| YDS | PLAYER | YEAR | OPPONENT | ATT |
|------------|-------------------|-------------|-------------------------|-----------|
| 123 | Emmanuel Reed | 2017 | Ball State | 18 |
| 122 | Chris McDuffie | 2004 | Nevada | 14 |
| 121 | Jaret Patterson | 2018 | Central Michigan | 18 |
| 120 | Emmanuel Reed | 2017 | Colgate | 22 |
| 120 | Steven King | 2004 | Akron | 12 |
| 119 | Aaron Leeper | 2002 | Central Florida | 27 |
| 118 | Branden Oliver | 2011 | Ball State | 27 |
| 118 | Anthone Taylor | 2013 | Stony Brook | 24 |
| 118 | Kevin Marks | 2019 | Toledo | 16 |
| 118 | Ron Cook | 2022 | Toledo | 18 |
| 116 | Anthone Taylor | 2014 | Norfolk State | 28 |
| 116 | Anthone Taylor | 2015 | Florida Atlantic | 25 |
| 116 | Emmanuel Reed | 2017 | Akron | 28 |
| 115 | Anthone Taylor | 2014 | Duquesne | 30 |
| 114 | Jordan Johnson | 2016 | Albany | 23 |
| 114 | Branden Oliver | 2011 | Pittsburgh | 35 |
| 114 | Josh Roth | 1999 | Virginia | 20 |
| 114 | Branden Oliver | 2013 | San Diego State | 28 |
| 113 | James Starks | 2006 | Miami (OH) | 19 |
| 112 | Branden Oliver | 2011 | Northern Illinois | 28 |
| 112 | Kevin Marks | 2019 | Ohio | 22 |
| 111 | Branden Oliver | 2012 | Georgia | 30 |
| 110 | Steven King | 2004 | UCF | 15 |
| 110 | Alex Zordich | 2012 | Ohio | 19 |
| 110 | Matt Myers | 2022 | Kent State | 22 |
| 109 | Dave Dawson | 2003 | Miami (OH) | 13 |
| 109 | Emmanuel Reed | 2018 | Bowling Green | 15 |
| 109 | Kevin Marks | 2020 | Miami (OH) | 16 |
| 108 | Dylan McDuffie | 2021 | Akron | 22 |
| 108 | Kevin Marks | 2019 | Liberty | 18 |
| 107 | Devin Campbell | 2012 | Western Michigan | 22 |
| 107 | Emmanuel Reed | 2017 | Florida Atlantic | 26 |
| 107 | Kevin Marks | 2019 | Bowling Green | 14 |
| 106 | Albert Grundy | 2000 | Ball State | 11 |
| 105 | Jaret Patterson | 2020 | Akron | 16 |
| 104 | Dave Dawson | 2003 | Ohio | 18 |
| 104 | Devin Campbell | 2012 | Pittsburgh | 19 |
| 104 | Jordan Johnson | 2014 | Akron | 17 |
| 104 | Anthone Taylor | 2015 | Albany | 17 |
| 104 | Jaret Patterson | 2018 | Rutgers | 14 |
| 103 | Dave Dawson | 2002 | Marshall | 14 |
| 102 | Brandon Thermilus | 2008 | UTEP | 16 |
| 102 | Dave Dawson | 2004 | Eastern Michigan | 10 |
| 102 | Branden Oliver | 2013 | Toledo | 24 |
| 101 | Dave Dawson | 2004 | Marshall | 5 |
| 101 | Branden Oliver | 2012 | Toledo | 24 |
| 101 | Kevin Marks | 2019 | Miami (OH) | 17 |
| 100 | Jordan Johnson | 2016 | Miami (OH) | 29 |
| 100 | Ron Cook | 2022 | Central Michigan | 22 |



ANTHONE TAYLOR



RUSHING RECORDS

-----SEASON-----

YARDS

| PLAYER | YARDS | ATT | YEAR |
|--------------------|-------|-----|------|
| 1. Jaret Patterson | 1,799 | 312 | 2019 |
| 2. Branden Oliver | 1,535 | 310 | 2013 |
| 3. Anthonie Taylor | 1,403 | 282 | 2014 |
| 4. Branden Oliver | 1,395 | 306 | 2011 |
| 5. James Starks | 1,333 | 272 | 2008 |
| 6. O.D. Underwood | 1,189 | 229 | 1986 |
| 7. Anthony Swan | 1,117 | 244 | 1996 |
| 8. Jaret Patterson | 1,072 | 141 | 2020 |
| 9. James Starks | 1,103 | 251 | 2007 |
| 10. Dylan McDuffie | 1,049 | 206 | 2021 |

ATTEMPTS

| PLAYER | ATT | YARDS | YEAR |
|--------------------|-----|-------|------|
| 1. Jaret Patterson | 312 | 1,799 | 2019 |
| 2. Branden Oliver | 310 | 1,535 | 2013 |
| 3. Branden Oliver | 306 | 1,395 | 2011 |
| 4. Anthonie Taylor | 282 | 1,403 | 2014 |
| 5. James Starks | 272 | 1,333 | 2008 |
| 6. James Starks | 251 | 1,103 | 2007 |
| 7. Anthony Swan | 244 | 1,117 | 1996 |
| 8. Anthony Swan | 236 | 968 | 1995 |
| 9. Aaron Leeper | 235 | 917 | 2002 |
| 10. O.D. Underwood | 229 | 1,189 | 1986 |

TOUCHDOWNS

| PLAYER | TDS | YEAR |
|--------------------|-----|------|
| 1. Jaret Patterson | 19 | 2019 |
| Jaret Patterson | 19 | 2020 |
| 3. Lee Jones | 16 | 1966 |
| James Starks | 16 | 2008 |
| 5. O.D. Underwood | 15 | 1986 |
| Branden Oliver | 15 | 2013 |
| 7. Jaret Patterson | 14 | 2018 |
| 8. Branden Oliver | 13 | 2011 |
| Kevin Marks | 13 | 2018 |
| 10. Lee Jones | 12 | 1967 |
| Pat Whitehead | 12 | 1982 |
| James Starks | 12 | 2007 |
| Anthonie Taylor | 12 | 2014 |

AVERAGE RUSH (MIN. 100 CARRIES)

| PLAYER | YPC | YEAR |
|--------------------|-----|------|
| 1. Jaret Patterson | 7.6 | 2020 |
| 2. Kevin Marks | 6.6 | 2020 |
| 3. John Hartman | 6.1 | 1990 |
| 4. Jaret Patterson | 5.8 | 2019 |
| 5. Branden Oliver | 5.5 | 2012 |
| Jaret Patterson | 5.5 | 2018 |
| 7. Dave Dawson | 5.3 | 2003 |
| 8. Jordan Johnson | 5.2 | 2016 |
| 9. Pat Whitehead | 5.2 | 1982 |
| O.D. Underwood | 5.2 | 1986 |

100-YARD GAMES

| PLAYER | GAMES | YEAR |
|---------------------|-------|------|
| 1. Branden Oliver | 8 | 2011 |
| Branden Oliver | 8 | 2013 |
| Jaret Patterson | 8 | 2019 |
| 4. O.D. Underwood | 7 | 1986 |
| Anthony Swan | 7 | 1996 |
| Anthonie Taylor | 7 | 2014 |
| 7. James Starks | 6 | 2008 |
| 8. Emmanuel Reed | 5 | 2017 |
| Kevin Marks | 5 | 2019 |
| 10. Eight tied with | 4 | |

-----CAREER-----

YARDS

| PLAYER | YARDS | ATT | YEARS |
|--------------------|-------|-----|---------|
| 1. Branden Oliver | 4,049 | 866 | 2010-13 |
| 2. Jaret Patterson | 3,884 | 636 | 2018-20 |
| 3. James Starks | 3,140 | 698 | 2006-08 |
| 4. Anthony Swan | 3,103 | 812 | 1994-97 |
| 5. Kevin Marks | 3,035 | 667 | 2018-21 |
| 6. Alan Bell | 3,022 | 682 | 1989-92 |
| 7. Anthonie Taylor | 2,651 | 554 | 2011-15 |
| 8. Jordan Johnson | 2,212 | 446 | 2014-16 |
| 9. O.D. Underwood | 2,062 | 438 | 1986-87 |
| 10. Lee Jones | 1,570 | 414 | 1965-67 |

ATTEMPTS

| PLAYER | ATT | YARDS | YEARS |
|--------------------|-----|-------|---------|
| 1. Branden Oliver | 866 | 4,049 | 2010-13 |
| 2. Anthony Swan | 812 | 3,103 | 1994-97 |
| 3. James Starks | 698 | 3,140 | 2006-08 |
| 4. Alan Bell | 682 | 3,022 | 1989-92 |
| 5. Kevin Marks | 667 | 3,035 | 2018-21 |
| 6. Jaret Patterson | 636 | 3,884 | 2018-20 |
| 7. Anthonie Taylor | 554 | 1,822 | 2011-15 |
| 8. Cliff Scott | 515 | 901 | 1991-94 |
| 9. Jordan Johnson | 446 | 2,212 | 2014-16 |
| 10. O.D. Underwood | 438 | 2,062 | 1986-87 |

TOUCHDOWNS

| PLAYER | TDS | YEARS |
|--------------------|-----|---------|
| 1. Jaret Patterson | 52 | 2018-20 |
| 2. James Starks | 34 | 2006-08 |
| 3. Branden Oliver | 33 | 2010-13 |
| Kevin Marks | 33 | 2018-21 |
| 5. Lee Jones | 29 | 1965-67 |
| Anthony Swan | 29 | 1994-97 |
| 7. Alan Bell | 26 | 1989-92 |
| 8. O.D. Underwood | 23 | 1986-87 |
| 9. Cliff Scott | 20 | 1991-94 |
| 10. Jordan Johnson | 19 | 2014-16 |

AVERAGE RUSH (MIN. 150 CARRIES)

| PLAYER | YPC | YEARS |
|--------------------|------|---------|
| 1. Willie Evans | 6.36 | 1957-59 |
| 2. Jaret Patterson | 6.11 | 2018-20 |
| 3. Dave Dawson | 5.59 | 2002-05 |
| 4. Dylan McDuffie | 5.17 | 2018-21 |
| 5. John Hartman | 5.07 | 1987-90 |
| 6. Jordan Johnson | 5.00 | 2014-16 |
| 7. Dane Hightower | 4.84 | 1984-85 |
| 8. Anthonie Taylor | 4.78 | 2011-15 |
| 9. O.D. Underwood | 4.71 | 1986-87 |
| 10. Pat Whitehead | 4.70 | 1980-82 |

100-YARD GAMES

| PLAYER | GAMES | YEARS |
|--------------------|-------|---------|
| 1. Branden Oliver | 20 | 2010-13 |
| 2. Jaret Patterson | 15 | 2018-20 |
| 3. Anthony Swan | 13 | 1994-97 |
| 4. James Starks | 12 | 2006-08 |
| 5. Anthonie Taylor | 11 | 2011-15 |
| 6. Alan Bell | 10 | 1989-92 |
| Kevin Marks | 10 | 2018-21 |
| 7. O.D. Underwood | 9 | 1986-87 |
| 9. Jordan Johnson | 6 | 2014-16 |
| Pat Whitehead | 6 | 1980-82 |
| Emmanuel Reed | 6 | 2016-18 |



RUSHING RECORDS

----- YEAR-BY-YEAR RUSHING LEADERS -----

| YEAR | PLAYER | YARDS | ATT | AVG | TDS |
|------|-----------------|-------|-----|-----|-----|
| 1949 | Raymond Weser | 597 | 84 | 7.1 | 6 |
| 1950 | Donald Holland | 274 | 61 | 4.5 | 6 |
| 1951 | Donald Holland | 423 | 92 | 4.6 | 5 |
| 1952 | William Crowley | 215 | 75 | 2.9 | 0 |
| 1953 | Elmer Jahn | 363 | 72 | 5.0 | 0 |
| 1954 | Paul Snyder | 368 | 53 | 6.9 | 3 |
| 1955 | James Viterna | 364 | 59 | 6.2 | 0 |
| 1956 | Richard Doll | 307 | 61 | 5.0 | 3 |
| 1957 | Willie Evans | 409 | 83 | 4.9 | 0 |
| 1958 | Willie Evans | 530 | 70 | 7.6 | 3 |
| 1959 | Willie Evans | 620 | 92 | 7.3 | 6 |
| 1960 | George Maue | 285 | 88 | 3.2 | 4 |
| 1961 | John Valentic | 252 | 59 | 4.3 | 2 |
| 1962 | Jim Burd | 246 | 63 | 3.9 | 2 |
| 1963 | Jim Ryan | 313 | 59 | 5.4 | 1 |
| 1964 | Don Gilbert | 468 | 135 | 3.5 | 7 |
| 1965 | Leeland Jones | 531 | 115 | 4.6 | 1 |
| 1966 | Jim Barksdale | 612 | 118 | 5.1 | 2 |
| 1967 | Pat Patterson | 666 | 144 | 4.7 | 7 |
| 1968 | Ken Rutkowski | 729 | 177 | 4.1 | 5 |
| 1969 | Joe Zelmanski | 540 | 128 | 4.2 | 3 |
| 1970 | John Faller | 500 | 133 | 3.8 | 5 |
| 1977 | Mark Gabryel | 195 | 75 | 2.6 | 2 |
| 1978 | Mark Gabryel | 438 | 132 | 3.3 | 6 |
| 1979 | Mark Maier | 263 | 93 | 2.8 | 2 |
| 1980 | Mark Maier | 543 | 164 | 3.3 | 5 |
| 1981 | Pat Whitehead | 553 | 129 | 4.3 | 4 |
| 1982 | Pat Whitehead | 615 | 120 | 5.2 | 12 |
| 1983 | Marvin Hunley | 497 | 95 | 5.2 | 7 |
| 1984 | Dane Hightower | 467 | 104 | 4.5 | 2 |
| 1985 | Dane Hightower | 365 | 68 | 5.4 | 5 |
| 1986 | O.D. Underwood | 1,189 | 229 | 5.2 | 15 |
| 1987 | O.D. Underwood | 873 | 209 | 4.2 | 8 |
| 1988 | Dave Rath | 682 | 153 | 4.4 | 5 |
| 1989 | Ray Hobson | 739 | 176 | 4.3 | 7 |
| 1990 | John Hartman | 662 | 110 | 6.1 | 2 |
| 1991 | Alan Bell | 1,017 | 225 | 4.5 | 7 |
| 1992 | Alan Bell | 859 | 205 | 4.2 | 11 |
| 1993 | Sunnil Motley | 670 | 167 | 4.0 | 6 |
| 1994 | Anthony Swan | 363 | 106 | 3.4 | 1 |
| 1995 | Anthony Swan | 968 | 236 | 4.1 | 10 |
| 1996 | Anthony Swan | 1,117 | 244 | 4.6 | 9 |
| 1997 | Anthony Swan | 655 | 226 | 2.9 | 9 |
| 1998 | Josh Roth | 806 | 159 | 5.1 | 8 |
| 1999 | Josh Roth | 519 | 124 | 4.2 | 3 |
| 2000 | Marquis Dwart | 611 | 129 | 4.7 | 1 |
| 2001 | Marquis Dwart | 546 | 141 | 3.9 | 6 |
| 2002 | Aaron Leeper | 917 | 235 | 3.9 | 10 |
| 2003 | Dave Dawson | 678 | 128 | 5.3 | 1 |
| 2004 | Steven King | 476 | 94 | 4.7 | 7 |
| 2005 | Steven King | 532 | 136 | 3.9 | 3 |
| 2006 | James Starks | 704 | 175 | 4.0 | 6 |
| 2007 | James Starks | 1,103 | 251 | 4.4 | 12 |
| 2008 | James Starks | 1,333 | 272 | 4.9 | 16 |
| 2009 | Ike Nduka | 598 | 96 | 6.2 | 6 |
| 2010 | Branden Oliver | 298 | 102 | 2.9 | 0 |
| 2011 | Branden Oliver | 1,395 | 306 | 4.6 | 13 |
| 2012 | Branden Oliver | 821 | 148 | 5.5 | 5 |
| 2013 | Branden Oliver | 1,535 | 310 | 5.0 | 15 |
| 2014 | Anthone Taylor | 1,403 | 282 | 5.0 | 12 |
| 2015 | Anthone Taylor | 829 | 186 | 4.5 | 3 |
| 2016 | Jordan Johnson | 1,040 | 200 | 5.2 | 6 |
| 2017 | Emmanuel Reed | 840 | 199 | 4.2 | 9 |
| 2018 | Jaret Patterson | 1,013 | 183 | 5.5 | 14 |
| 2019 | Jaret Patterson | 1,799 | 312 | 5.7 | 19 |
| 2020 | Jaret Patterson | 1,072 | 141 | 7.6 | 19 |
| 2021 | Dylan McDuffie | 1,049 | 206 | 5.1 | 11 |
| 2022 | Mike Washington | 625 | 150 | 4.2 | 7 |



JAMES STARKS

1,000-YARD RUSHERS

| | PLAYER | YARDS | ATT | YEAR |
|-----|-----------------|-------|-----|------|
| 1. | Jaret Patterson | 1,799 | 312 | 2019 |
| 2. | Branden Oliver | 1,535 | 310 | 2013 |
| 3. | Anthone Taylor | 1,403 | 282 | 2014 |
| 4. | Branden Oliver | 1,395 | 306 | 2011 |
| 5. | James Starks | 1,333 | 272 | 2008 |
| 6. | O.D. Underwood | 1,189 | 229 | 1986 |
| 7. | Anthony Swan | 1,117 | 244 | 1996 |
| 8. | Jaret Patterson | 1,072 | 141 | 2020 |
| 9. | James Starks | 1,103 | 251 | 2007 |
| 10. | Dylan McDuffie | 1,049 | 206 | 2021 |
| 11. | Jordan Johnson | 1,040 | 200 | 2016 |
| 12. | Kevin Marks | 1,035 | 227 | 2019 |
| 13. | Alan Bell | 1,017 | 225 | 1991 |
| 14. | Jaret Patterson | 1,013 | 183 | 2018 |



ALAN BELL



PASSING RECORDS

----- GAME -----

YARDS

| PLAYER | YARDS | COMP | ATT | OPPONENT |
|--------------------|-------|------|-----|------------------------------|
| 1. Drew Anderson | 597 | 35 | 61 | Western Michigan (10/7/17) |
| 2. Joe Licata | 497 | 36 | 58 | at Toledo (11/12/13) |
| 3. Cliff Scott | 490 | 29 | 51 | at New Haven (9/12/92) |
| 4. Chad Salisbury | 459 | 30 | 51 | Massachusetts (10/18/97) |
| 5. Chad Salisbury | 445 | 29 | 45 | at Illinois State (9/6/97) |
| 6. Chad Salisbury | 418 | 29 | 46 | West Chester (9/27/97) |
| 7. Jim Rodriguez | 417 | 30 | 41 | at Coast Guard (11/4/78) |
| 8. Mark Taylor | 411 | 26 | 42 | New Haven (11/9/96) |
| 9. Tyree Jackson | 406 | 23 | 37 | Bowling Green (11/7/17) |
| 10. Chazz Anderson | 404 | 35 | 53 | Northern Illinois (10/22/11) |

COMPLETIONS

| PLAYER | COMP | ATT | PCT | OPPONENT |
|-------------------|------|-----|------|------------------------------|
| 1. Joe Licata | 36 | 58 | 62.1 | at Toledo (11/12/13) |
| 2. Chazz Anderson | 35 | 53 | 66.0 | Northern Illinois (10/22/11) |
| Joe Licata | 35 | 50 | 70.0 | at Army (9/6/12) |
| Joe Licata | 35 | 59 | 59.3 | Bowling Green (10/3/15) |
| Drew Anderson | 35 | 61 | 57.3 | Western Michigan (10/7/17) |
| 6. Drew Willy | 34 | 44 | 77.2 | at Kent State (11/24/07) |
| Tyree Jackson | 34 | 50 | 68.0 | at Akron (10/28/17) |
| 7. Drew Willy | 33 | 45 | 73.3 | at Miami (OH) (11/3/07) |
| 9. Marty Barrett | 32 | 54 | 59.2 | at Baldwin-Wallace (9/18/82) |
| Drew Willy | 32 | 48 | 66.7 | at Syracuse (10/20/07) |
| Chazz Anderson | 32 | 49 | 65.3 | at Pittsburgh (9/3/11) |
| Joe Licata | 32 | 51 | 62.7 | at Akron (11/21/15) |

ATTEMPTS

| PLAYER | ATT | COMP | PCT | OPPONENT |
|-------------------|-----|------|------|------------------------------|
| 1. Drew Anderson | 61 | 35 | 57.3 | Western Michigan (10/7/17) |
| 2. Joe Licata | 59 | 35 | 59.3 | Bowling Green (10/3/15) |
| 3. Cliff Scott | 58 | 25 | 43.1 | Maine (9/4/93) |
| Joe Licata | 58 | 36 | 62.1 | at Toledo (11/12/13) |
| 5. Marty Barrett | 54 | 32 | 59.2 | at Baldwin-Wallace (9/18/92) |
| Chad Salisbury | 54 | 28 | 51.8 | at Connecticut (10/4/97) |
| 7. Chazz Anderson | 53 | 35 | 66.0 | Northern Illinois (10/22/11) |
| 8. Cliff Scott | 51 | 29 | 56.8 | at New Haven (9/12/92) |
| Chad Salisbury | 51 | 30 | 58.8 | Massachusetts (10/18/97) |
| Zach Maynard | 51 | 26 | 51.0 | Western Michigan (10/24/09) |
| Joe Licata | 51 | 32 | 62.7 | at Akron (11/21/15) |

TOUCHDOWNS

| PLAYER | TDS | OPPONENT |
|------------------|-----|--|
| 1. Drew Anderson | 7 | Western Michigan (10/7/17) |
| 2. Marty Barrett | 6 | Alfred (11/12/83) |
| Tyree Jackson | 6 | Delaware State (9/1/18) |
| 4. Cliff Scott | 5 | at New Haven (9/12/92) |
| Joe Licata | 5 | at Army (9/6/14) |
| 6. Marty Barrett | 4 | Cortland (9/12/81) |
| Drew Willy | 4 | Texas El-Paso (8/28/08) |
| Zach Maynard | 4 | Pittsburgh (9/12/09) |
| Jerry Davis | 4 | Rhode Island (9/2/10) |
| Alex Zordich | 4 | Morgan State (9/8/12) |
| Joe Licata | 4 | at Toledo (11/12/13) |
| Joe Licata | 4 | Akron (11/11/14)/at Massachusetts (11/28/14) |
| Tyree Jackson | 4 | at Ball State (11/16/17) |
| Kyle Vantrease | 4 | Miami (OH) (11/10/20) |

INTERCEPTIONS

| PLAYER | INTS | OPPONENT |
|------------------|------|---------------------------------|
| 1. Marty Barrett | 5 | at Buffalo State (10/1/83) |
| John Gentilella | 5 | at Rochester (9/28/85) |
| 3. Joe Freedy | 4 | at Northern Illinois (10/28/00) |
| Drew Willy | 4 | Eastern Michigan (11/19/05) |
| Zach Maynard | 4 | at Temple (9/26/09) |
| Jerry Davis | 4 | at Bowling Green (10/2/10) |
| Tyree Jackson | 4 | at Northern Illinois (10/22/16) |
| Matt Myers | 4 | at Ball State (11/23/21) |

----- 300-YARD PASSERS (SINCE 1999) -----

| YDS | PLAYER | YEAR | OPPONENT | COMP-ATT |
|------------|--------------------|-------------|---------------------|--------------|
| 597 | Drew Anderson | 2017 | Western Michigan | 35-61 |
| 497 | Joe Licata | 2013 | at Toledo | 36-58 |
| 406 | Chazz Anderson | 2011 | Northern Illinois | 35-53 |
| 406 | Tyree Jackson | 2017 | Bowling Green | 23-37 |
| 401 | Joe Licata | 2014 | at Army | 35-50 |
| 400 | Zach Maynard | 2009 | Pittsburgh | 24-35 |
| 383 | Joe Licata | 2014 | at Eastern Michigan | 27-44 |
| 365 | Kyle Vantrease | 2020 | Ball State | 29-42 |
| 358 | Tyree Jackson | 2018 | Miami (OH) | 20-34 |
| 354 | Joe Licata | 2015 | Northern Illinois | 31-47 |
| 353 | Kyle Vantrease | 2020 | Miami (OH) | 17-27 |
| 350 | Randall Secky | 2002 | at Ohio | 29-43 |
| 350 | Tyree Jackson | 2017 | at Ball State | 16-28 |
| 348 | Drew Willy | 2008 | Temple | 29-42 |
| 348 | Joe Licata | 2015 | Bowling Green | 35-59 |
| 343 | Chazz Anderson | 2011 | Ohio | 23-39 |
| 338 | Joe Licata | 2015 | Nevada | 28-46 |
| 334 | Drew Willy | 2007 | at Kent State | 34-44 |
| 334 | Grant Rohach | 2016 | at Bowling Green | 20-35 |
| 330 | Drew Willy | 2007 | at Penn State | 28-39 |
| 326 | Tyree Jackson | 2018 | at Toledo | 25-46 |
| 325 | Tyree Jackson | 2018 | Eastern Michigan | 21-26 |
| 323 | Joe Freedy | 2000 | Kent State | 26-36 |
| 327 | Zach Maynard | 2009 | at Western Michigan | 26-51 |
| 321 | Drew Willy | 2006 | Ball State | 27-40 |
| 313 | Tyree Jackson | 2017 | at Akron | 34-50 |
| 306 | Tyree Jackson | 2016 | Ball State | 28-46 |
| 305 | Cole Snyder | 2022 | Holy Cross | 23-34 |
| 302 | Tyree Jackson | 2016 | at Ohio | 23-28 |
| 302 | Jerry Davis | 2010 | Rhode Island | 21-35 |



JOE LICATA



PASSING RECORDS

-----SEASON-----

YARDS

| PLAYER | YARDS | YEAR |
|-----------------------|--------------|-------------|
| 1. Drew Willy | 3,304 | 2008 |
| 2. Tyree Jackson | 3,131 | 2018 |
| 3. Cole Snyder | 3,030 | 2022 |
| 4. Joe Licata | 2,969 | 2015 |
| 5. Chad Salisbury | 2,889 | 1997 |
| 6. Joe Licata | 2,824 | 2013 |
| 7. Zach Maynard | 2,694 | 2009 |
| 8. Joe Licata | 2,647 | 2014 |
| 9. Drew Willy | 2,572 | 2007 |
| 10. Marty Barrett | 2,504 | 1983 |

COMPLETIONS

| PLAYER | COMP | YEAR |
|-----------------------|------------|-------------|
| 1. Drew Willy | 304 | 2008 |
| 2. Joe Licata | 280 | 2015 |
| 3. Cole Snyder | 271 | 2022 |
| 4. Drew Willy | 258 | 2007 |
| 5. Joe Licata | 233 | 2013 |
| 6. Chazz Anderson | 230 | 2011 |
| 7. Tyree Jackson | 225 | 2018 |
| 8. Joe Licata | 224 | 2014 |
| 9. Chad Salisbury | 218 | 1997 |
| 10. Zach Maynard | 218 | 2009 |

ATTEMPTS

| PLAYER | ATT | YEAR |
|-----------------------|------------|-------------|
| 1. Drew Willy | 468 | 2008 |
| 2. Cole Snyder | 461 | 2022 |
| 3. Joe Licata | 449 | 2015 |
| 4. Randall Secky | 421 | 2002 |
| 5. Tyree Jackson | 407 | 2018 |
| 6. Chazz Anderson | 406 | 2011 |
| 7. Joe Licata | 402 | 2013 |
| 8. Chad Salisbury | 384 | 1997 |
| 9. Zach Maynard | 379 | 2009 |
| 10. Drew Willy | 377 | 2007 |

TOUCHDOWNS

| PLAYER | TDS | YEAR |
|--------------------|-----------|-------------|
| 1. Joe Licata | 29 | 2014 |
| 2. Tyree Jackson | 28 | 2018 |
| 3. Drew Willy | 25 | 2008 |
| 4. Joe Licata | 24 | 2013 |
| 5. Marty Barrett | 18 | 1983 |
| Cliff Scott | 18 | 1992 |
| Zach Maynard | 18 | 2009 |
| Cole Snyder | 18 | 2022 |
| 9. Chad Salisbury | 16 | 1997 |
| Jerry Davis | 16 | 2010 |
| Joe Licata | 16 | 2015 |

INTERCEPTIONS

| PLAYER | INTS | YEAR |
|------------------|------|------|
| 1. Kirk Barton | 19 | 1970 |
| Frank Reilly | 19 | 1990 |
| Mark Taylor | 19 | 1995 |
| 4. Marty Barrett | 18 | 1981 |
| Marty Barrett | 18 | 1983 |
| Cliff Scott | 18 | 1994 |
| Joe Freedy | 18 | 2000 |
| 8. Ken Hyer | 17 | 1984 |
| Frank Reilly | 17 | 1989 |
| Chad Salisbury | 17 | 1997 |

COMPLETION PERCENTAGE

| PLAYER | YARDS | YEAR |
|-------------------|-------|------|
| 1. Drew Willy | 68.4 | 2007 |
| 2. Drew Willy | 65.0 | 2008 |
| 3. Joe Licata | 64.9 | 2014 |
| 4. Joe Licata | 62.4 | 2015 |
| 5. Drew Anderson | 62.3 | 2017 |
| Kyle Vantrease | 62.3 | 2020 |
| 7. Kyle Vantrease | 61.4 | 2021 |
| 8. Drew Willy | 60.6 | 2005 |
| 9. Tyree Jackson | 60.3 | 2017 |
| 10. Ken Crosta | 59.7 | 1986 |

PASS YARDS/ATTEMPT (MIN. 100 ATT.)

| PLAYER | YARDS | YEAR |
|-------------------|-------|------|
| 1. Drew Anderson | 9.8 | 2017 |
| 2. Tyree Jackson | 8.8 | 2017 |
| 3. Kyle Vantrease | 8.6 | 2020 |
| 4. Marty Barrett | 8.1 | 1981 |
| 5. Ken Crosta | 7.8 | 1986 |
| 6. Joe Licata | 7.7 | 2014 |
| Tyree Jackson | 7.7 | 2018 |
| 8. Marty Barrett | 7.5 | 1982 |
| Mark Taylor | 7.5 | 1996 |
| Chad Salisbury | 7.5 | 1997 |

QUARTERBACK RATING (MIN. 100 ATT.)


| PLAYER | YARDS | YEAR |
|--------------------|-------|------|
| 1. Drew Anderson | 173.8 | 2017 |
| 2. Joe Licata | 150.7 | 2014 |
| 3. Tyree Jackson | 148.8 | 2017 |
| 4. Drew Willy | 139.3 | 2008 |
| 5. Tyree Jackson | 136.7 | 2018 |
| 6. Drew Willy | 135.7 | 2007 |
| 7. Joe Licata | 132.7 | 2013 |
| 8. Kyle Vantrease | 130.0 | 2019 |
| 9. Ken Crosta | 129.2 | 1986 |
| 10. Kyle Vantrease | 126.6 | 2021 |



CLIFF SCOTT



DREW WILLY



TYREE JACKSON



PASSING RECORDS

----- CAREER -----

YARDS

| PLAYER | YARDS | YEARS |
|-------------------|-------|---------|
| 1. Joe Licata | 9,485 | 2012-15 |
| 2. Drew Willy | 8,748 | 2005-08 |
| 3. Cliff Scott | 7,578 | 1991-94 |
| 4. Tyree Jackson | 6,999 | 2016-18 |
| 5. Marty Barrett | 6,945 | 1980-83 |
| 6. Joe Freedy | 5,912 | 1998-01 |
| 7. Chad Salisbury | 4,947 | 1997-98 |
| 8. Kyle Vantrease | 4,755 | 2017-21 |
| 9. Frank Reilly | 4,255 | 1988-90 |
| 10. Ken Hyer | 3,420 | 1981-84 |

COMPLETIONS

| PLAYER | COMP | YEARS |
|-------------------|------|---------|
| 1. Drew Willy | 849 | 2005-08 |
| 2. Joe Licata | 823 | 2012-15 |
| 3. Cliff Scott | 545 | 1991-94 |
| 4. Tyree Jackson | 533 | 2016-18 |
| 5. Joe Freedy | 522 | 1998-01 |
| 6. Marty Barrett | 513 | 1980-83 |
| 7. Kyle Vantrease | 387 | 2017-21 |
| 8. Chad Salisbury | 372 | 1997-98 |
| 9. Frank Reilly | 325 | 1988-90 |
| 10. Randall Secky | 324 | 2001-04 |

ATTEMPTS

| PLAYER | ATT | YEAR |
|--------------------|-------|---------|
| 1. Joe Licata | 1,359 | 2012-15 |
| 2. Drew Willy | 1,322 | 2005-08 |
| 3. Cliff Scott | 1,101 | 1991-94 |
| 4. Joe Freedy | 1,008 | 1998-01 |
| 5. Marty Barrett | 956 | 1980-83 |
| 6. Tyree Jackson | 955 | 2016-18 |
| 7. Frank Reilly | 697 | 1988-89 |
| 8. Randall Secky | 684 | 2001-04 |
| 9. Chad Salisbury | 671 | 1997-98 |
| 10. Kyle Vantrease | 654 | 2017-21 |

TOUCHDOWNS

| PLAYER | TDS | YEAR |
|-------------------|-----|---------|
| 1. Joe Licata | 76 | 2012-15 |
| 2. Drew Willy | 52 | 2005-08 |
| 3. Tyree Jackson | 49 | 2016-18 |
| 4. Marty Barrett | 44 | 1980-83 |
| 5. Cliff Scott | 43 | 1991-94 |
| 6. Joe Freedy | 32 | 1998-01 |
| 7. Chad Salisbury | 31 | 1997-98 |
| 8. Frank Reilly | 27 | 1988-90 |
| 9. Gordon Bukaty | 25 | 1958-60 |
| Kyle Vantrease | 25 | 2017-21 |

INTERCEPTIONS

| PLAYER | INTS | YEAR |
|------------------|------|---------|
| 1. Cliff Scott | 58 | 1991-94 |
| 2. Marty Barrett | 53 | 1980-83 |
| 3. Jim Rodriguez | 45 | 1978-80 |
| Frank Reilly | 45 | 1988-90 |
| Joe Freedy | 45 | 1998-01 |
| 6. Mick Murtha | 38 | 1966-69 |
| 7. Joe Licata | 37 | 2012-15 |
| 8. Mark Taylor | 30 | 1993-96 |
| Chad Salisbury | 30 | 1997-98 |
| Drew Willy | 30 | 2005-08 |

COMPLETION PERCENTAGE

| PLAYER | COMP% | YEAR |
|-------------------|-------|---------|
| 1. Drew Willy | 64.2 | 2005-08 |
| 2. Joe Licata | 60.6 | 2012-15 |
| 3. Ken Crosta | 59.7 | 1986 |
| 4. Kyle Vantrease | 59.2 | 2017-21 |
| 5. Denny Mason | 56.0 | 1966-68 |
| 6. Tyree Jackson | 55.8 | 2016-18 |
| 7. Chad Salisbury | 55.4 | 1997-98 |
| 8. Marty Barrett | 53.7 | 1980-83 |
| 9. John Mings | 52.5 | 1984-87 |
| 10. Joe Freedy | 51.8 | 1998-01 |

PASS YARDS/ATTEMPT (MIN. 100 ATT.)


| PLAYER | YPA | YEAR |
|-------------------|-----|---------|
| 1. Drew Anderson | 9.7 | 2016-17 |
| 2. Gordon Bukaty | 8.1 | 1958-60 |
| 3. Ken Crosta | 7.8 | 1986 |
| 4. Chad Salisbury | 7.4 | 1997-98 |
| 5. Marty Barrett | 7.3 | 1980-83 |
| Tyree Jackson | 7.3 | 2016-18 |
| Kyle Vantrease | 7.3 | 2017-21 |
| 8. Denny Mason | 7.1 | 1966-68 |
| 9. Joe Licata | 7.0 | 2012-15 |
| 10. Cliff Scott | 6.9 | 1991-94 |

QUARTERBACK RATING (MIN. 100 ATT.)


| PLAYER | RATING | YEAR |
|-------------------|--------|---------|
| 1. Drew Anderson | 172.2 | 2016-17 |
| 2. Tracy LaTona | 136.4 | 1949-50 |
| 3. Gordon Bukaty | 135.6 | 1958-60 |
| 4. Joe Licata | 132.2 | 2012-15 |
| 5. Tyree Jackson | 129.3 | 2016-18 |
| 6. Ken Crosta | 129.2 | 1986 |
| 7. Kyle Vantrease | 128.9 | 2017-21 |
| 8. Drew Willy | 128.3 | 2005-08 |
| 9. Chad Salisbury | 123.5 | 1997-98 |
| 10. Marty Barrett | 119.1 | 1980-83 |

200+ YARD GAMES


| PLAYER | TDS | YEAR |
|-------------------|-----|---------|
| 1. Drew Willy | 23 | 2005-08 |
| Joe Licata | 23 | 2012-15 |
| 3. Marty Barrett | 21 | 1980-83 |
| 4. Cliff Scott | 18 | 1991-94 |
| 5. Tyree Jackson | 17 | 2016-18 |
| 6. Chad Salisbury | 12 | 1997-98 |
| 7. Joe Freedy | 9 | 1998-01 |
| Kyle Vantrease | 9 | 2017-21 |
| 9. Ken Hyer | 8 | 1981-84 |
| 10. Jim Rodriguez | 6 | 1978-80 |
| Zack Maynard | 6 | 2008-09 |



MARK TAYLOR



GORDON BUKATY




KEN CROSTA




PASSING RECORDS

----- YEAR-BY-YEAR PASSING LEADERS -----

| YEAR | PLAYER | YARDS | COMP | ATT | PCT | TDS | INT |
|------|--------------------|--------------|------------|------------|-------------|-----------|----------|
| 1949 | Tracy LaTona | 427 | 25 | 54 | 46.2 | 4 | 2 |
| 1950 | Tracy LaTona | 550 | 43 | 77 | 55.8 | 7 | 2 |
| 1951 | Donald Holland | 669 | 64 | 131 | 48.9 | 2 | 6 |
| 1952 | Ordean Shannabrook | 605 | 50 | 142 | 35.2 | 2 | 9 |
| 1953 | Ray Kennedy | 281 | 19 | 65 | 29.2 | 2 | 12 |
| 1954 | Charles Daniels | 325 | 27 | 70 | 38.6 | 2 | 9 |
| 1955 | Joseph Kubisty | 628 | 48 | 106 | 45.3 | 4 | 9 |
| 1956 | Joseph Kubisty | 448 | 30 | 54 | 55.6 | 8 | 4 |
| 1957 | James Allegretto | 346 | 20 | 71 | 28.2 | 2 | 7 |
| 1958 | Gordon Bukaty | 675 | 42 | 87 | 48.3 | 9 | 6 |
| 1959 | Gordon Bukaty | 529 | 33 | 54 | 61.1 | 8 | 3 |
| 1960 | Gordon Bukaty | 746 | 41 | 99 | 41.4 | 8 | 9 |
| 1961 | John Stofa | 807 | 64 | 127 | 50.4 | 6 | 5 |
| 1962 | John Stofa | 793 | 50 | 121 | 41.3 | 5 | 12 |
| 1963 | John Stofa | 533 | 34 | 84 | 40.5 | 3 | 10 |
| 1964 | Don Gilbert | 869 | 60 | 123 | 48.8 | 8 | 15 |
| 1965 | Rick Wells | 349 | 23 | 63 | 36.5 | 4 | 8 |
| 1966 | Mick Murtha | 1,141 | 84 | 210 | 40.0 | 7 | 16 |
| 1967 | Mike Murtha | 927 | 72 | 171 | 42.1 | 4 | 15 |
| 1968 | Denny Mason | 1,124 | 89 | 158 | 56.3 | 5 | 12 |
| 1969 | Mick Murtha | 817 | 66 | 139 | 47.5 | 5 | 7 |
| 1970 | Kirk Barton | 1,121 | 106 | 264 | 40.2 | 1 | 17 |
| 1977 | Paul DiMiero | 355 | 26 | 78 | 33.3 | 1 | 5 |
| 1978 | Jim Rodriguez | 1,426 | 106 | 205 | 51.7 | 9 | 16 |
| 1979 | Jim Rodriguez | 1,098 | 87 | 199 | 43.7 | 6 | 13 |
| 1980 | Jim Rodriguez | 877 | 57 | 132 | 43.2 | 5 | 16 |
| 1981 | Marty Barrett | 2,155 | 131 | 267 | 49.1 | 13 | 18 |
| 1982 | Marty Barrett | 1,759 | 133 | 236 | 56.4 | 10 | 12 |
| 1983 | Marty Barrett | 2,504 | 207 | 366 | 56.6 | 18 | 18 |
| 1984 | Ken Hyer | 1,950 | 166 | 315 | 52.7 | 11 | 17 |
| 1985 | John Gentilella | 1,123 | 96 | 196 | 49.0 | 10 | 14 |
| 1986 | Ken Crosta | 1,654 | 126 | 211 | 59.7 | 9 | 11 |
| 1987 | John Mings | 855 | 75 | 142 | 52.8 | 3 | 5 |
| 1988 | Frank Reilly | 721 | 57 | 134 | 42.5 | 3 | 9 |
| 1989 | Frank Reilly | 1,675 | 125 | 282 | 44.3 | 10 | 17 |
| 1990 | Frank Reilly | 1,850 | 143 | 281 | 50.8 | 14 | 19 |
| 1991 | Cliff Scott | 1,478 | 101 | 213 | 47.4 | 6 | 13 |
| 1992 | Cliff Scott | 2,088 | 140 | 287 | 48.8 | 18 | 11 |
| 1993 | Cliff Scott | 2,263 | 166 | 320 | 51.9 | 9 | 16 |
| 1994 | Cliff Scott | 1,749 | 138 | 281 | 49.1 | 10 | 18 |
| 1995 | Mark Taylor | 1,218 | 115 | 276 | 41.7 | 3 | 19 |
| 1996 | Mark Taylor | 1,768 | 121 | 235 | 51.5 | 11 | 7 |
| 1997 | Chad Salisbury | 2,889 | 218 | 384 | 56.8 | 16 | 17 |
| 1998 | Chad Salisbury | 2,058 | 154 | 287 | 53.7 | 15 | 13 |
| 1999 | Joe Freedy | 1,775 | 151 | 299 | 50.5 | 8 | 11 |
| 2000 | Joe Freedy | 2,060 | 184 | 338 | 54.4 | 14 | 18 |
| 2001 | Joe Freedy | 2,077 | 187 | 371 | 50.4 | 10 | 15 |
| 2002 | Randall Secky | 2,015 | 204 | 421 | 48.5 | 12 | 13 |
| 2003 | P.J. Piskorik | 824 | 85 | 162 | 52.5 | 6 | 3 |
| 2004 | P.J. Piskorik | 616 | 61 | 133 | 45.9 | 2 | 8 |
| 2005 | Drew Willy | 1,481 | 149 | 246 | 60.6 | 6 | 12 |
| 2006 | Drew Willy | 1,391 | 138 | 231 | 59.7 | 6 | 6 |
| 2007 | Drew Willy | 2,572 | 258 | 377 | 68.4 | 15 | 6 |
| 2008 | Drew Willy | 3,304 | 304 | 468 | 65.0 | 25 | 6 |
| 2009 | Zach Maynard | 2,694 | 218 | 379 | 57.5 | 18 | 15 |
| 2010 | Jerry Davis | 1,753 | 142 | 298 | 47.7 | 16 | 16 |
| 2011 | Chazz Anderson | 2,454 | 230 | 406 | 56.7 | 11 | 9 |
| 2012 | Alex Zordich | 1,254 | 106 | 208 | 51.0 | 9 | 7 |
| 2013 | Joe Licata | 2,824 | 233 | 402 | 58.0 | 24 | 8 |
| 2014 | Joe Licata | 2,647 | 224 | 345 | 64.9 | 29 | 11 |
| 2015 | Joe Licata | 2,969 | 280 | 449 | 62.4 | 16 | 15 |
| 2016 | Tyree Jackson | 1,772 | 165 | 311 | 53.1 | 9 | 9 |
| 2017 | Tyree Jackson | 2,096 | 143 | 237 | 60.3 | 12 | 3 |
| 2018 | Tyree Jackson | 3,131 | 225 | 407 | 55.3 | 28 | 12 |
| 2019 | Kyle Vantrease | 1,193 | 101 | 172 | 58.7 | 8 | 2 |
| 2020 | Kyle Vantrease | 1,326 | 96 | 154 | 62.3 | 7 | 3 |
| 2021 | Kyle Vantrease | 1,861 | 161 | 262 | 61.4 | 8 | 6 |
| 2022 | Cole Snyder | 3,030 | 271 | 461 | 58.8 | 18 | 8 |



JIM RODRIGUEZ



FRANK REILLY



JOE FREEDY



RECEIVING RECORDS

----- GAME -----

RECEPTIONS

| PLAYER | REC | YARDS | OPPONENT |
|------------------|-----|-------|---------------------------------|
| 1. Chaz Ahmed | 13 | 175 | at Mercyhurst (10/27/90) |
| James Starks | 13 | 90 | at Akron (11/13/08) |
| Antonio Nunn | 13 | 182 | vs. Ball State (12/18/20) |
| 3. Gary Quatrani | 12 | 137 | Alfred (11/11/78) |
| Andre Ford | 12 | 202 | at Ohio (9/28/02) |
| Kali Watkins | 12 | 167 | at Illinois State (9/6/97) |
| Drew Haddad | 12 | 137 | at Cornell (10/3/98) |
| Brett Hamlin | 12 | 149 | Pittsburgh (9/12/09) |
| Naaman Roosevelt | 12 | 100 | Akron (10/17/09) |
| 9. Fred Mueller | 11 | 77 | at Rochester (9/24/83) |
| Drew Haddad | 11 | 147 | Massachusetts (10/18/97) |
| Drew Haddad | 11 | 173 | at Massachusetts (9/26/98) |
| Ron Willoughby | 11 | 105 | at Akron (11/21/15) |
| Anthony Johnson | 11 | 140 | at Minnesota (8/31/17) |
| Anthony Johnson | 11 | 195 | Western Michigan (10/7/17) |
| Justin Marshall | 11 | 127 | vs. Georgia Southern (12/27/22) |

RECEIVING YARDS

| PLAYER | YARDS | REC | OPPONENT |
|--------------------|-------|-----|----------------------------|
| 1. Anthony Johnson | 238 | 8 | Miami (OH) (10/30/18) |
| 2. Joe D'Amico | 218 | 5 | Cortland (9/12/81) |
| 3. Andre Forde | 202 | 12 | at Ohio (9/28/02) |
| 4. Anthony Johnson | 195 | 11 | Western Michigan (10/7/17) |
| 5. Alex Neutz | 197 | 6 | at Baylor (9/7/13) |
| 6. Gary Quatrani | 196 | 10 | at Coast Guard (11/4/78) |
| 7. K.J. Osborn | 188 | 7 | Eastern Michigan (9/15/18) |
| 8. Antonio Nunn | 182 | 13 | vs. Ball State (12/18/20) |
| 9. Doc Smith | 178 | 7 | at New Haven (9/12/92) |
| 10. Chaz Ahmed | 175 | 13 | at Mercyhurst (10/27/90) |

TOUCHDOWNS


| PLAYER | TDS | OPPONENT |
|------------------|-----|----------------------------------|
| 1. Chris D'Amico | 4 | Alfred (11/12/83) |
| Alex Netuz | 4 | Morgan State (9/8/12) |
| Anthony Johnson | 4 | at Ball State (11/16/17) |
| 3. Ed Gicewicz | 3 | Washington & Jefferson (11/5/59) |
| Dick Ashley | 3 | Colgate (11/3/65) |
| Joe D'Amico | 3 | Cortland (9/12/81) |
| Joe D'Amico | 3 | at Hobart (9/26/81) |
| Dane Hightower | 3 | at Rochester (9/28/85) |
| Chaz Ahmed | 3 | at Mercyhurst (10/27/90) |
| Kali Watkins | 3 | Morgan State (10/10/98) |
| Kali Watkins | 3 | at Hofstra (11/21/98) |
| Andre Forde | 3 | at Rutgers (9/7/02) |
| Naaman Roosevelt | 3 | vs. Ball State (12/5/08) |
| Naaman Roosevelt | 3 | Ohio (11/17/09) |
| Ed Young | 3 | at Connecticut (9/25/11) |
| K.J. Osborn | 3 | Western Michigan (10/7/17) |
| K.J. Osborn | 3 | Eastern Michigan (9/15/18) |
| Anthony Johnson | 3 | Miami (OH) (10/30/18) |



DREW HADDAD



BRETT HAMLIN



ALEX NEUTZ



RECEIVING RECORDS

----- 100-YARD RECEIVERS (SINCE 1999) -----

| YDS | PLAYER | YEAR | OPPONENT | REC |
|-----|------------------|------|-------------------|-----|
| 238 | Anthony Johnson | 2018 | Miami (OH) | 8 |
| 202 | Andre Forde | 2002 | Ohio | 12 |
| 197 | Alex Neutz | 2013 | Baylor | 6 |
| 195 | Anthony Johnson | 2017 | Western Michigan | 11 |
| 188 | K.J. Osborn | 2018 | Eastern Michigan | 7 |
| 182 | Antonio Nunn | 2020 | Ball State | 13 |
| 168 | Alex Neutz | 2013 | Toledo | 8 |
| 165 | Naaman Roosevelt | 2009 | Ohio | 8 |
| 160 | Anthony Johnson | 2017 | Bowling Green | 8 |
| 158 | Andre Forde | 2000 | Kent State | 10 |
| 157 | Naaman Roosevelt | 2009 | Pittsburgh | 6 |
| 155 | Marcus Rivers | 2010 | Rhode Island | 10 |
| 155 | Anthony Johnson | 2017 | Ohio | 6 |
| 154 | Naaman Roosevelt | 2008 | UTEP | 4 |
| 154 | Alex Neutz | 2012 | Morgan State | 8 |
| 153 | Anthony Johnson | 2017 | Ball State | 7 |
| 150 | Drew Haddad | 1999 | Kent State | 8 |
| 149 | Brett Hamlin | 2009 | Pittsburgh | 12 |
| 148 | Naaman Roosevelt | 2007 | Bowling Green | 6 |
| 148 | Naaman Roosevelt | 2008 | Miami (OH) | 8 |
| 146 | Brett Hamlin | 2009 | Western Michigan | 10 |
| 143 | Kamathi Holsey | 2017 | Western Michigan | 6 |
| 142 | Marcus McGill | 2016 | Bowling Green | 6 |
| 141 | Drew Haddad | 1999 | Hofstra | 10 |
| 140 | Drew Haddad | 1999 | Ohio | 8 |
| 140 | Alex Neutz | 2012 | Western Michigan | 9 |
| 140 | Anthony Johnson | 2017 | Minnesota | 11 |
| 140 | Anthony Johnson | 2017 | Northern Illinois | 7 |
| 138 | K.J. Osborn | 2017 | Western Michigan | 7 |
| 137 | Antonio Nunn | 2020 | Miami (OH) | 5 |
| 135 | Alex Neutz | 2011 | Northern Illinois | 9 |
| 135 | Alex Neutz | 2012 | Toledo | 6 |
| 135 | Ed Young | 2011 | Ohio | 5 |
| 134 | Ernest Jackson | 2008 | Army | 9 |
| 134 | Quian Williams | 2021 | Old Dominion | 9 |
| 132 | Brett Hamlin | 2009 | Gardner-Webb | 6 |
| 132 | Naaman Roosevelt | 2008 | Temple | 8 |
| 132 | Ron Willoughby | 2014 | Duquesne | 10 |
| 131 | Matt Weiser | 2015 | Nevada | 10 |
| 128 | Marcus McGill | 2014 | Army | 7 |
| 127 | Justin Marshall | 2022 | Georgia Southern | 11 |
| 126 | Andre Forde | 2002 | Akron | 9 |
| 124 | Naaman Roosevelt | 2008 | Kent State | 8 |
| 124 | Anthony Johnson | 2018 | Northern Illinois | 7 |
| 123 | Terrance Breaux | 2004 | UCF | 2 |
| 122 | Zeke McKine | 2000 | Connecticut | 10 |
| 122 | Ron Willoughby | 2015 | Nevada | 10 |
| 121 | Dahnel Singfield | 2000 | Syracuse | 6 |
| 120 | Mason Schreck | 2016 | Ohio | 7 |
| 120 | Naaman Roosevelt | 2009 | Temple | 9 |
| 120 | Devon Hughes | 2014 | Norfolk State | 5 |
| 119 | Quian Williams | 2021 | Western Michigan | 6 |
| 118 | Naaman Roosevelt | 2008 | Bowling Green | 10 |
| 118 | Ernest Jackson | 2007 | Kent State | 9 |
| 118 | Trevor Wilson | 2020 | Ball State | 6 |
| 116 | Naaman Roosevelt | 2008 | Ball State | 10 |
| 116 | Chad Upshaw | 2005 | Ohio | 8 |
| 116 | Justin Marshall | 2022 | Holy Cross | 5 |
| 114 | Naaman Roosevelt | 2007 | Penn State | 7 |
| 114 | Naaman Roosevelt | 2009 | Central Michigan | 6 |
| 114 | Marcus Rivers | 2011 | Northern Illinois | 10 |
| 113 | Antonio Nunn | 2019 | Penn State | 5 |
| 112 | Alex Neutz | 2010 | Eastern Michigan | 7 |

| YDS | PLAYER | YEAR | OPPONENT | REC |
|-----|------------------|------|-------------------|-----|
| 111 | Naaman Roosevelt | 2008 | Akron | 9 |
| 110 | Alex Neutz | 2011 | Miami | 4 |
| 110 | Fred Lee | 2013 | Toledo | 8 |
| 108 | Alex Neutz | 2011 | Pittsburgh | 10 |
| 107 | Ernest Jackson | 2007 | Toledo | 4 |
| 106 | Drew Haddad | 1999 | Connecticut | 9 |
| 105 | Matt Knueven | 2001 | Ohio | 7 |
| 105 | Devon Hughes | 2012 | Northern Illinois | 9 |
| 105 | Ron Willoughby | 2015 | Akron | 11 |
| 105 | Quian Williams | 2022 | Holy Cross | 8 |
| 104 | Terrance Breaux | 2006 | Northern Illinois | 8 |
| 104 | Alex Neutz | 2013 | Eastern Michigan | 5 |
| 104 | Quian Williams | 2021 | Miami (OH) | 9 |
| 103 | Ron Willoughby | 2014 | Eastern Michigan | 4 |
| 103 | Trevor Wilson | 2020 | Miami (OH) | 2 |
| 102 | Drew Haddad | 1999 | Central Michigan | 7 |
| 102 | Marcus Rivers | 2010 | UCF | 7 |
| 102 | Antonio Nunn | 2017 | Ball State | 2 |
| 102 | Antonio Nunn | 2020 | Northern Illinois | 6 |
| 101 | Maurice Bradford | 2001 | Eastern Michigan | 4 |
| 101 | Matt Knueven | 2003 | Toledo | 8 |
| 101 | Ron Willoughby | 2015 | Northern Illinois | 6 |
| 101 | Anthony Johnson | 2018 | Rutgers | 2 |
| 100 | Drew Haddad | 1999 | Northern Illinois | 8 |
| 100 | Brett Hamlin | 2007 | Miami (OH) | 9 |
| 100 | Naaman Roosevelt | 2009 | Akron | 12 |
| 100 | Kamathi Holsey | 2017 | Akron | 7 |
| 100 | Quian Williams | 2022 | Georgia Southern | 5 |



NAAMAN ROOSEVELT



RECEIVING RECORDS

-----SEASON-----

RECEPTIONS

| PLAYER | REC | YARDS | YEAR |
|---------------------|-----|-------|------|
| 1. Naaman Roosevelt | 104 | 1,402 | 2008 |
| 2. Drew Haddad | 85 | 1,058 | 1999 |
| 3. Anthony Johnson | 76 | 1,356 | 2017 |
| 4. Naaman Roosevelt | 70 | 954 | 2009 |
| 5. Drew Haddad | 67 | 1,158 | 1997 |
| 6. Drew Haddad | 67 | 911 | 1998 |
| 7. Alex Neutz | 65 | 1,015 | 2012 |
| 8. Brett Hamlin | 64 | 898 | 2009 |
| 9. Quian Williams | 64 | 835 | 2021 |
| 10. Justin Marshall | 64 | 837 | 2022 |

YARDS

| PLAYER | YARDS | REC | YEAR |
|---------------------|-------|-----|------|
| 1. Naaman Roosevelt | 1,402 | 104 | 2008 |
| 2. Anthony Johnson | 1,356 | 76 | 2017 |
| 3. Drew Haddad | 1,158 | 67 | 1997 |
| 4. Drew Haddad | 1,058 | 85 | 1999 |
| 5. Alex Neutz | 1,024 | 61 | 2013 |
| 6. Alex Neutz | 1,015 | 65 | 2012 |
| 7. Anthony Johnson | 1,011 | 57 | 2018 |
| 8. Doc Smith | 996 | 47 | 1992 |
| 9. Naaman Roosevelt | 954 | 70 | 2009 |
| 10. Chris D'Amico | 929 | 56 | 1983 |

TOUCHDOWNS

| PLAYER | TDS | YEAR |
|----------------------|-----|------|
| 1. Anthony Johnson | 14 | 2017 |
| 2. Naaman Roosevelt | 13 | 2008 |
| 3. Alex Neutz | 12 | 2013 |
| 4. Alex Neutz | 11 | 2012 |
| 5. Anthony Johnson | 11 | 2018 |
| 6. Chris D'Amico | 10 | 1983 |
| 7. Doc Smith | 10 | 1992 |
| 8. Jamie Gasparre | 10 | 1996 |
| 9. Justin Marshall | 10 | 2022 |
| 10. Tom Frank | 9 | 1983 |
| 11. Jamie Gasparre | 9 | 1997 |
| 12. Naaman Roosevelt | 9 | 2009 |
| 13. Ron Willoughby | 9 | 2014 |

-----CAREER-----

RECEPTIONS

| PLAYER | REC | YARDS | YEARS |
|---------------------|-----|-------|---------|
| 1. Naaman Roosevelt | 268 | 3,551 | 2006-09 |
| 2. Drew Haddad | 240 | 3,409 | 1996-99 |
| 3. Alex Neutz | 195 | 3,094 | 2010-13 |
| 4. Brett Hamlin | 185 | 2,190 | 2005-09 |
| 5. Kali Watkins | 145 | 2,260 | 1995-98 |
| 6. Chris D'Amico | 143 | 2,331 | 1980-84 |
| 7. Anthony Johnson | 133 | 2,367 | 2017-18 |
| 8. Rusty Knapp | 129 | 2,105 | 1990-93 |
| 9. James Starks | 127 | 898 | 2006-08 |
| 10. Frank Price | 125 | 1,810 | 1977-80 |
| 11. Andre Forde | 125 | 1,775 | 1999-02 |
| 12. Quian Williams | 125 | | |

YARDS

| PLAYER | YARDS | REC | YEARS |
|---------------------|-------|-----|---------|
| 1. Naaman Roosevelt | 3,551 | 268 | 2006-09 |
| 2. Drew Haddad | 3,409 | 240 | 1996-99 |
| 3. Alex Neutz | 3,094 | 195 | 2010-13 |
| 4. Anthony Johnson | 2,367 | 133 | 2017-18 |
| 5. Chris D'Amico | 2,331 | 143 | 1980-84 |
| 6. Kali Watkins | 2,260 | 145 | 1995-98 |
| 7. Brett Hamlin | 2,190 | 185 | 2005-09 |
| 8. Rusty Knapp | 2,105 | 129 | 1990-93 |
| 9. Frank Price | 1,810 | 125 | 1997-80 |
| 10. Andre Forde | 1,775 | 125 | 1999-02 |

TOUCHDOWNS

| PLAYER | TDS | YEARS |
|---------------------|-----|---------|
| 1. Alex Neutz | 31 | 2010-13 |
| 2. Naaman Roosevelt | 28 | 2006-09 |
| 3. Anthony Johnson | 25 | 2017-18 |
| 4. Chris D'Amico | 19 | 1980-84 |
| 5. Jamie Gasparre | 19 | 1996-97 |
| 6. Drew Haddad | 16 | 1996-99 |
| 7. Kali Watkins | 15 | 1995-98 |
| 8. Andre Forde | 15 | 1999-02 |
| 9. Ron Willoughby | 15 | 2012-15 |
| 10. Edmond Gicewicz | 14 | 1949-51 |
| 11. Frank Price | 14 | 1977-80 |

AVERAGE RECEPTION

| PLAYER | YPC | YEARS |
|--------------------|-------|---------|
| 1. Doc Smith | 18.71 | 1992-93 |
| 2. Anthony Johnson | 17.80 | 2017-18 |
| 3. Kevin Pratt | 16.74 | 1978-81 |
| 4. Paul Lang | 16.46 | 1967-69 |
| 5. Rusty Knapp | 16.32 | 1990-93 |
| 6. Chris D'Amico | 16.30 | 1980-84 |
| 7. Dan Withers | 16.29 | 1983-86 |
| 8. Gary Quatrani | 16.19 | 1978-80 |
| 9. Alex Neutz | 15.87 | 2010-13 |
| 10. Chaz Ahmed | 15.60 | 1987-90 |

100-YARD GAMES

| PLAYER | GAMES | YEARS |
|---------------------|-------|---------|
| 1. Drew Haddad | 18 | 1996-99 |
| 2. Naaman Roosevelt | 14 | 2006-09 |
| 3. Kali Watkins | 11 | 1995-98 |
| 4. Alex Neutz | 10 | 2010-13 |
| 5. Anthony Johnson | 9 | 2017-18 |
| 6. Jamie Gasparre | 8 | 1996-97 |
| 7. Rusty Knapp | 7 | 1990-93 |
| 8. Frank Price | 6 | 1977-80 |
| 9. Chris D'Amico | 6 | 1980-84 |
| 10. Three tied with | 5 | |




ANTONIO NUNN



RECEIVING RECORDS

----- YEAR-BY-YEAR RECEIVING LEADERS -----

| YEAR | PLAYER | REC | YARDS | AVG. | TDS |
|------|-----------------------|-----|-------|------|-----|
| 1949 | Carl Markey | 17 | 288 | 16.9 | 5 |
| 1950 | Edmond Gicewicz | 18 | 292 | 16.2 | 5 |
| 1951 | Edmond Gicewicz | 19 | 276 | 14.5 | 3 |
| 1952 | Joseph Papsidero | 17 | 176 | 10.4 | 0 |
| | Elmer Jahn | 17 | 161 | 9.5 | 3 |
| 1953 | Records not available | | | | |
| 1954 | William Crowley | 11 | 205 | 18.6 | 1 |
| 1955 | Daniel Stanley | 16 | 176 | 11.0 | 1 |
| 1956 | Richard Doll | 11 | 145 | 13.2 | 1 |
| 1957 | Nick Bottini | 13 | 193 | 14.8 | 1 |
| 1958 | Nick Bottini | 18 | 313 | 17.4 | 5 |
| 1959 | Robert Adams | 11 | 194 | 17.6 | 6 |
| 1960 | Bill Selent | 21 | 241 | 11.5 | 1 |
| 1961 | Robert Baker | 23 | 233 | 10.1 | 0 |
| 1962 | Tom Butler | 8 | 173 | 21.6 | 3 |
| 1963 | Jim Ryan | 11 | 126 | 11.5 | 0 |
| 1964 | Gerry Pawloski | 13 | 177 | 13.6 | 1 |
| 1965 | Dick Ashley | 17 | 349 | 20.5 | 7 |
| 1966 | Dick Ashley | 30 | 411 | 13.7 | 4 |
| 1967 | Chuck Drankowski | 37 | 439 | 11.9 | 3 |
| 1968 | Dick Ashley | 36 | 428 | 11.9 | 2 |
| 1969 | Paul Lang | 25 | 405 | 16.2 | 3 |
| 1970 | Joe Moresco | 25 | 297 | 11.9 | 0 |
| 1977 | Frank Price | 8 | 95 | 11.9 | 0 |
| 1978 | Gary Quatrani | 48 | 738 | 15.4 | 4 |
| 1979 | Frank Price | 36 | 585 | 16.3 | 4 |
| 1980 | Frank Price | 46 | 630 | 13.7 | 4 |
| 1981 | Kevin Pratt | 36 | 600 | 16.7 | 0 |
| 1982 | Pat Whitehead | 55 | 608 | 11.1 | 3 |
| 1983 | Chris D'Amico | 56 | 929 | 16.6 | 10 |
| 1984 | Chris D'Amico | 48 | 747 | 15.6 | 4 |
| 1985 | Dan Withers | 30 | 433 | 14.4 | 3 |
| 1986 | Dan Withers | 34 | 587 | 17.3 | 5 |
| 1987 | O.D. Underwood | 27 | 170 | 6.3 | 1 |
| 1988 | Joe Cassata | 36 | 492 | 13.7 | 2 |
| 1989 | Bryant Lee Taylor | 35 | 477 | 13.6 | 4 |
| 1990 | Chaz Ahmed | 59 | 927 | 15.7 | 4 |
| 1991 | Rusty Knapp | 36 | 603 | 16.8 | 1 |
| 1992 | Doc Smith | 47 | 996 | 21.2 | 10 |
| 1993 | Chris Behan | 47 | 454 | 9.7 | 0 |
| 1994 | Anthony Scott | 33 | 508 | 15.4 | 3 |
| 1995 | Rick Sitarek | 28 | 270 | 9.6 | 1 |
| 1996 | Jamie Gasparre | 48 | 783 | 16.3 | 10 |
| 1997 | Drew Haddad | 67 | 1,058 | 15.8 | 3 |
| 1998 | Drew Haddad | 67 | 911 | 13.6 | 5 |
| 1999 | Drew Haddad | 85 | 1,158 | 13.6 | 6 |
| 2000 | Andre Forde | 36 | 590 | 16.4 | 6 |
| 2001 | Chad Bartoszek | 42 | 441 | 10.5 | 4 |
| 2002 | Andre Forde | 54 | 748 | 13.9 | 7 |
| 2003 | Matt Knueven | 47 | 622 | 13.2 | 4 |
| 2004 | Matt Knueven | 29 | 415 | 14.3 | 1 |
| 2005 | Brett Hamlin | 38 | 371 | 9.8 | 0 |
| 2006 | Chad Upshaw | 35 | 419 | 12.0 | 1 |
| 2007 | Naaman Roosevelt | 63 | 766 | 12.2 | 4 |
| 2008 | Naaman Roosevelt | 104 | 1,402 | 13.5 | 13 |
| 2009 | Naaman Roosevelt | 70 | 954 | 13.6 | 9 |
| 2010 | Marcus Rivers | 50 | 690 | 13.8 | 5 |
| 2011 | Marcus Rivers | 60 | 615 | 10.3 | 2 |
| 2012 | Alex Neutz | 65 | 1,015 | 15.6 | 11 |
| 2013 | Alex Neutz | 61 | 1,024 | 16.8 | 12 |
| 2014 | Ron Willoughby | 50 | 771 | 15.4 | 9 |
| 2015 | Matt Weiser | 63 | 625 | 9.9 | 3 |
| 2016 | Mason Schreck | 59 | 651 | 11.0 | 4 |
| 2017 | Anthony Johnson | 76 | 1,356 | 17.8 | 14 |
| 2018 | Anthony Johnson | 57 | 1,011 | 17.7 | 11 |
| 2019 | Antonio Nunn | 49 | 687 | 14.0 | 6 |
| 2020 | Antonio Nunn | 37 | 584 | 15.8 | 2 |
| 2021 | Quian Williams | 64 | 835 | 13.0 | 2 |
| 2022 | Justin Marshall | 64 | 837 | 13.1 | 10 |



DICK ASHLEY



ANTHONY JOHNSON



MASON SCHRECK



YARDAGE / ALL-PURPOSE / SCORING

----- SEASON -----

ALL-PURPOSE YARDS

| PLAYER | YARDS | BREAKDOWN | YEAR |
|---------------------|-------|--------------------------------------|------|
| 1. Jaret Patterson | 2,024 | 1,799 rush • 209 rec • 16 KR • 0 PR | 2019 |
| 2. Branden Oliver | 1,760 | 1,395 rush • 365 rec • 0 KR • 0 PR | 2011 |
| 3. Branden Oliver | 1,708 | 1,535 rush • 173 rec • 0 KR • 0 PR | 2013 |
| 4. James Starks | 1,694 | 1,333 rush • 361 rec • 0 KR • 0 PR | 2008 |
| 5. Andre Forde | 1,556 | 21 rush • 748 rec • 626 KR • 161 PR | 2002 |
| 6. Naaman Roosevelt | 1,536 | 9 rush • 1,401 rec • 108 KR • 17 PR | 2008 |
| 7. Pat Whitehead | 1,533 | 615 rush • 608 rec • 189 KR • 121 PR | 1982 |
| 8. Anthonie Taylor | 1,511 | 1,403 rush • 108 rec • 0 KR • 0 PR | 2014 |
| 9. Drew Haddad | 1,474 | 62 rush • 1,158 rec • 0 KR • 254 PR | 1999 |
| 10. James Starks | 1,414 | 1,103 rush • 311 rec • 0 KR • 0 PR | 2007 |

TOTAL OFFENSE

| PLAYER | YARDS | YEAR |
|-----------------------|--------------|-------------|
| 1. Tyree Jackson | 3,292 | 2018 |
| 2. Drew Willy | 3,189 | 2008 |
| 3. Cole Snyder | 3,176 | 2022 |
| 4. Zach Maynard | 2,994 | 2009 |
| 5. Joe Licata | 2,909 | 2015 |
| 6. Chad Salisbury | 2,797 | 1997 |
| 7. Chazz Anderson | 2,763 | 2011 |
| 8. Joe Licata | 2,760 | 2013 |
| 9. Joe Licata | 2,641 | 2014 |
| 10. Cliff Scott | 2,546 | 1992 |

TOUCHDOWNS (RUSH & PASS)

| PLAYER | TDS | YEAR |
|-----------------------|-----------|-------------|
| 1. Tyree Jackson | 35 | 2018 |
| 2. Joe Licata | 31 | 2014 |
| 3. Drew Willy | 29 | 2008 |
| 4. Cliff Scott | 27 | 1992 |
| 5. Joe Licata | 25 | 2013 |
| 6. Cole Snyder | 22 | 2022 |
| 7. Zach Maynard | 19 | 2009 |
| Chazz Anderson | 19 | 2011 |
| Jaret Patterson | 19 | 2019 |
| Jaret Patterson | 19 | 2020 |

SCORING

| PLAYER | PTS | YEAR |
|------------------------|------------|-------------|
| 1. Jaret Patterson | 120 | 2019 |
| 2. Jaret Patterson | 114 | 2020 |
| 3. Alex McNulty | 113 | 2022 |
| 4. James Starks | 102 | 2008 |
| 5. Lee Jones | 96 | 1966 |
| Branden Oliver | 96 | 2013 |
| 7. Pat Whitehead | 94 | 1982 |
| 8. O.D. Underwood | 90 | 1986 |
| 9. James Starks | 84 | 2007 |
| A.J. Principe | 84 | 2008 |
| Patrick Clarke | 84 | 2013 |
| Anthony Johnson | 84 | 2017 |
| Jaret Patterson | 84 | 2018 |

----- CAREER -----

ALL-PURPOSE YARDS

| PLAYER | YARDS | BREAKDOWN | YEARS |
|---------------------|-------|--|---------|
| 1. Naaman Roosevelt | 5,341 | 85 rush • 3,551 rec • 1,438 KR • 267 PR | 2006-09 |
| 2. Drew Haddad | 4,820 | 105 rush • 3,409 rec • 519 KR • 787 PR | 1996-99 |
| 3. Alan Bell | 4,747 | 3,022 rush • 335 rec • 1,244 KR • 146 PR | 1989-92 |
| 4. Branden Oliver | 4,706 | 3,935 rush • 633 rec • 0 KR • 0 PR | 2010-13 |
| 5. Jaret Patterson | 4,171 | 3,884 rush • 271 rec • 16 KR • 0 PR | 2018-20 |
| 6. James Starks | 4,045 | 3,140 rush • 898 rec • 7 KR • 0 PR | 2006-08 |
| 7. Anthony Swan | 3,844 | 3,103 rush • 639 rec • 102 KR • 0 PR | 1994-97 |
| 8. Kali Watkins | 3,673 | 112 rush • 2,260 rec • 1,301 KR • 0 PR | 1996-98 |
| 9. Andre Forde | 3,645 | 69 rush • 1,775 rec • 1,505 KR • 296 PR | 1999-02 |
| 10. Alex Neutz | 3,140 | -1 rush • 3,094 rec • 19 KR • 28 PR | 2010-13 |

TOTAL OFFENSE

| PLAYER | YARDS | YEARS |
|--------------------|-------|---------|
| 1. Joe Licata | 9,316 | 2012-15 |
| 2. Drew Willy | 8,639 | 2005-08 |
| 3. Cliff Scott | 8,479 | 1991-94 |
| 4. Tyree Jackson | 7,756 | 2016-18 |
| 5. Marty Barrett | 6,466 | 1980-83 |
| 6. Joe Freedy | 5,573 | 1998-01 |
| 7. Kyle Vantrease | 4,926 | 2017-21 |
| 8. Chad Salisbury | 4,879 | 1997-98 |
| 9. Frank Reilly | 4,186 | 1988-90 |
| 10. Branden Oliver | 4,049 | 2010-13 |

TOUCHDOWNS (RUSH & PASS)

| PLAYER | TDS | YEARS |
|--------------------|-----|---------|
| 1. Joe Licata | 80 | 2012-15 |
| 2. Tyree Jackson | 65 | 2016-18 |
| 3. Cliff Scott | 63 | 1991-94 |
| 4. Drew Willy | 59 | 2005-08 |
| 5. Jaret Patterson | 52 | 2018-20 |
| 6. Marty Barrett | 46 | 1980-83 |
| 7. Kyle Vantrease | 38 | 2017-21 |
| 8. Gordon Bukaty | 37 | 1958-60 |
| 9. Joe Freedy | 34 | 1998-01 |
| James Starks | 34 | 2006-08 |
| Branden Oliver | 34 | 2010-13 |

SCORING

| PLAYER | PTS | YEAR |
|------------------------|------------|--------------|
| 1. Jaret Patterson | 318 | 2018-20 |
| 2. Alex McNulty | 310 | 2018- |
| 3. Adam Mitcheson | 284 | 2015-18 |
| 4. A.J. Principe | 265 | 2007-10 |
| 5. Patrick Clarke | 232 | 2011-14 |
| 6. James Starks | 222 | 2006-08 |
| 7. Branden Oliver | 204 | 2010-13 |
| 8. Kevin Marks | 198 | 2018-21 |
| 9. Alex Neutz | 186 | 2010-13 |
| 10. Alan Bell | 184 | 1989-92 |
| 11. Anthony Swan | 180 | 1994-97 |
| 12. Lee Jones | 174 | 1965-67 |
| Naaman Roosevelt | 174 | 2006-09 |
| 14. O.D. Underwood | 152 | 1986-87 |
| 15. Anthony Johnson | 150 | 2017-18 |
| 16. Dallas Pelz | 147 | 2000-03 |
| 17. Mark Mozrall | 135 | 1991-94 |
| 18. Pat Whitehead | 134 | 1980-82 |
| 19. Gerald Carlson | 129 | 1993-96 |
| 20. Scott Keller | 128 | 1997-00 |
| Drew Haddad | 128 | 1996-99 |




SCORING RECORDS

----- YEAR-BY-YEAR SCORING LEADERS -----

| YEAR | PLAYER | TDS | PATS | 2PT | FGs | PTS |
|-------------|-------------------------|----------|--------------|----------|--------------|------------|
| 1949 | Two players tied with | 6 | 0-0 | 0 | 0-0 | 36 |
| 1950 | Donald Holland | 6 | 0-0 | 0 | 0-0 | 36 |
| 1951 | Donald Holland | 5 | 0-0 | 0 | 0-0 | 30 |
| 1952 | Elmer Jahn | 3 | 0-0 | 0 | 0-0 | 18 |
| 1953 | Records not available | | | | | |
| 1954 | Paul Snyder | 3 | 0-0 | 0 | 0-0 | 18 |
| 1955 | Richard Doll | 9 | 0-0 | 0 | 0-0 | 54 |
| 1956 | Kenneth Born | 6 | 0-0 | 0 | 0-0 | 36 |
| 1957 | James Allegretto | 3 | 1-1 | 0 | 0-0 | 19 |
| 1958 | Gordon Bukaty | 5 | 4 | 3 | 0-0 | 40 |
| 1959 | Willie Evans | 8 | 0-0 | 3 | 0-0 | 54 |
| 1960 | George Maue | 6 | 0-0 | 3 | 0-0 | 42 |
| 1961 | John Valentic | 3 | 0-0 | 0 | 0-0 | 18 |
| 1962 | John Stofa | 6 | 0-0 | 2 | 0-0 | 40 |
| 1963 | Tom Butler | 4 | 0-0 | 1 | 0-0 | 26 |
| 1964 | Don Gilbert | 7 | 0-0 | 2 | 0-0 | 46 |
| 1965 | Dick Ashley | 7 | 0-0 | 0 | 0-0 | 42 |
| 1966 | Leeland Jones | 16 | 0-0 | 0 | 0-0 | 96 |
| 1967 | Leeland Jones | 12 | 0-0 | 0 | 0-0 | 72 |
| 1968 | Joe Zelmanski | 10 | 0-0 | 0 | 0-0 | 60 |
| 1969 | John Faller | 5 | 0-0 | 0 | 0-0 | 30 |
| 1970 | John Faller | 5 | 0-0 | 0 | 0-0 | 30 |
| 1977 | Mark Gabryel | 2 | 0-0 | 0 | 0-0 | 12 |
| 1978 | Mark Gabryel | 7 | 0-0 | 1 | 0-0 | 44 |
| 1979 | Steve Pawluk | 0 | 5-6 | 0 | 9-11 | 32 |
| 1980 | Mark Maier | 5 | 0-0 | 1 | 0-0 | 32 |
| 1981 | Joe D'Amico | 8 | 0-0 | 0 | 0-0 | 48 |
| 1982 | Pat Whitehead | 15 | 0-0 | 1 | 0-0 | 92 |
| 1983 | Chris D'Amico | 10 | 0-0 | 0 | 0-0 | 60 |
| 1984 | Three players tied with | 4 | 0-0 | 0 | 0-0 | 24 |
| 1985 | Dane Hightower | 9 | 0-0 | 0 | 0-0 | 54 |
| 1986 | O.D. Underwood | 15 | 0-0 | 0 | 0-0 | 90 |
| 1987 | O.D. Underwood | 10 | 0-0 | 1 | 0-0 | 62 |
| 1988 | Tom McLaughlin | 0 | 10-11 | 0 | 10-12 | 40 |
| 1989 | Ray Hobson | 7 | 0-0 | 0 | 0-0 | 42 |
| 1990 | Alan Bell | 10 | 0-0 | 2 | 0-0 | 64 |
| 1991 | Ray Hobson | 10 | 0-0 | 0 | 0-0 | 60 |
| 1992 | Alan Bell | 11 | 0-0 | 0 | 0-0 | 66 |
| 1993 | Cliff Scott | 7 | 0-0 | 1 | 0-0 | 44 |
| 1994 | Mark Mozrall | 0 | 12-19 | 0 | 8-12 | 36 |
| 1995 | Gerald Carlson | 0 | 17-19 | 0 | 17-22 | 68 |
| 1996 | Gerald Carlson | 0 | 28-33 | 0 | 11-27 | 61 |
| 1997 | Anthony Swan | 10 | 0-0 | 0 | 0-0 | 60 |
| 1998 | Kali Watkins | 10 | 0-0 | 0 | 0-0 | 60 |
| 1999 | Drew Haddad | 6 | 0-0 | 0 | 0-0 | 36 |
| 2000 | Scott Keller | 0 | 19-22 | 0 | 6-13 | 37 |
| 2001 | Dallas Pelz | 0 | 19-21 | 0 | 12-18 | 55 |
| 2002 | Aaron Leeper | 10 | 0-0 | 0 | 0-0 | 60 |
| 2003 | Dallas Pelz | 0 | 15-16 | 0 | 14-17 | 57 |
| 2004 | Steven King | 7 | 0-0 | 0 | 0-0 | 42 |
| 2005 | Chad Upshaw | 3 | 0-0 | 0 | 0-0 | 18 |
| | Steven King | 3 | 0-0 | 0 | 0-0 | 18 |
| | Michael Baker | 0 | 12-13 | 0 | 2-8 | 18 |
| 2006 | Two players tied with | 6 | 0-0 | 0 | 0-0 | 36 |
| 2007 | James Starks | 14 | 0-0 | 0 | 0-0 | 84 |
| 2008 | James Starks | 17 | 0-0 | 0 | 0-0 | 102 |
| 2009 | A.J. Principe | 0 | 33-36 | 0 | 10-13 | 63 |
| 2010 | A.J. Principe | 0 | 20-21 | 0 | 7-11 | 41 |
| 2011 | Branden Oliver | 13 | 0-0 | 0 | 0-0 | 78 |
| 2012 | Alex Neutz | 11 | 0-0 | 0 | 0-0 | 66 |
| 2013 | Branden Oliver | 16 | 0-0 | 0 | 0-0 | 96 |
| 2014 | Anthone Taylor | 12 | 0-0 | 0 | 0-0 | 72 |
| 2015 | Jordan Johnson | 12 | 0-0 | 0 | 0-0 | 72 |
| 2016 | Adam Mitcheson | 0 | 21-23 | 0 | 11-18 | 54 |
| 2017 | Anthony Johnson | 14 | 0-0 | 0 | 0-0 | 84 |
| 2018 | Jaret Patterson | 14 | 0-0 | 0 | 0-0 | 84 |
| 2019 | Jaret Patterson | 20 | 0-0 | 0 | 0-0 | 120 |
| 2020 | Jaret Patterson | 19 | 0-0 | 0 | 0-0 | 114 |
| 2021 | Alex McNulty | 0 | 37-37 | 0 | 13-21 | 76 |
| 2022 | Alex McNulty | 0 | 41-42 | 0 | 24-28 | 113 |



KALI WATKINS



RAY HOBSON



A.J. PRINCIPLE



KICKOFF & PUNT RETURNS

----- SEASON -----

KICKOFF RETURNS

| PLAYER | RET | YEAR |
|----------------------|-----------|-------------|
| 1. Dahnell Singfield | 37 | 1999 |
| 2. Terrell Jackson | 33 | 2010 |
| 3. Andre Forde | 30 | 2002 |
| 4. Dave Dawson | 28 | 2003 |
| Naaman Roosevelt | 28 | 2006 |
| Devin Campbell | 28 | 2013 |
| Devin Campbell | 28 | 2014 |
| Ron Cook | 28 | 2021 |
| 9. Johnathan Hawkins | 26 | 2016 |
| Kali Watkins | 26 | 1995 |

KICKOFF RETURN YARDAGE

| PLAYER | YARDS | YEAR |
|----------------------|------------|-------------|
| 1. Dahnell Singfield | 803 | 1999 |
| 2. Naaman Roosevelt | 724 | 2006 |
| 3. Devin Campbell | 669 | 2013 |
| 4. Devin Campbell | 653 | 2014 |
| 5. Terrell Jackson | 647 | 2010 |
| 6. Andre Forde | 626 | 2002 |
| 7. Ron Cook | 587 | 2021 |
| 8. Dave Dawson | 578 | 2003 |
| 9. Kali Watkins | 538 | 1995 |
| 10. Alan Bell | 485 | 1989 |

KICKOFF RETURN AVG. (MIN. 10 RETURNS)

| PLAYER | AVG | YEAR |
|---------------------|-------|------|
| 1. Naaman Roosevelt | 25.85 | 2006 |
| 2. Rick Wells | 25.00 | 1967 |
| 3. Gene Nance | 24.83 | 1970 |
| 4. Alan Bell | 24.25 | 1989 |
| 5. Devin Campbell | 23.90 | 2013 |
| 6. Keith Warren | 23.36 | 1993 |
| 7. Devin Campbell | 23.30 | 2014 |
| 8. Pat Patterson | 23.27 | 1967 |
| 9. Gary Quatrani | 23.23 | 1978 |
| 10. Chaz Ahmed | 22.43 | 1987 |
| Naaman Roosevelt | 22.43 | 2007 |

PUNT RETURNS

| PLAYER | RET | YEAR |
|----------------|-----|------|
| 1. Andy Hurley | 36 | 1984 |
| 2. Tom Elliott | 27 | 1969 |
| Steve Nappo | 27 | 1985 |
| 4. K.J. Osborn | 25 | 2018 |
| 6. Andy Hurley | 23 | 1983 |
| Drew Haddad | 23 | 1998 |
| 8. Tom Hurd | 22 | 1967 |
| 9. Joe Licata | 21 | 1979 |
| Drew Haddad | 21 | 1999 |

PUNT RETURN YARDAGE

| PLAYER | YARDS | YEAR |
|--------------------|-------|------|
| 1. Drew Haddad | 410 | 1998 |
| 2. K.J. Osborn | 257 | 2018 |
| 3. Drew Haddad | 254 | 1999 |
| 4. Andy Hurley | 201 | 1984 |
| 5. Terrell Jackson | 200 | 2010 |
| 6. Tom Elliott | 193 | 1969 |
| 7. Matt Prelewicz | 164 | 1991 |
| 8. Andre Forde | 161 | 2002 |
| 9. Andy Hurley | 159 | 1983 |
| 10. Tom Hurd | 154 | 1965 |

PUNT RETURN AVG. (MIN. 10 RETURNS)

| PLAYER | AVG | YEAR |
|---------------------|-------|------|
| 1. Drew Haddad | 17.83 | 1998 |
| 2. Naaman Roosevelt | 13.09 | 2006 |
| 3. Drew Haddad | 12.10 | 1997 |
| 4. Tom Hurd | 11.85 | 1965 |
| 5. Andre Forde | 10.38 | 2001 |
| 6. K.J. Osborn | 10.28 | 2018 |
| 7. Craig Rohlf | 9.13 | 2001 |
| 8. Joe D'Amico | 8.92 | 1981 |
| 9. Char Dranoski | 8.75 | 1967 |
| 10. Matt Prelewicz | 8.63 | 1991 |

----- CAREER -----

KICKOFF RETURNS

| PLAYER | RET | YEARS |
|----------------------|-----------|--------------|
| 1. Terrell Jackson | 86 | 2007-11 |
| 2. Devin Campbell | 78 | 2012-15 |
| 3. Andre Forde | 75 | 1999-02 |
| 4. Kali Watkins | 67 | 1995-98 |
| 5. Naaman Roosevelt | 62 | 2006-09 |
| 6. Alan Bell | 61 | 1989-92 |
| Ron Cook | 61 | 2019- |
| 8. Dahnell Singfield | 58 | 1998-02 |
| 9. Dave Dawson | 53 | 2002-05 |
| 10. Chaz Ahmed | 43 | 1987-89 |

KICKOFF RETURN YARDAGE

| PLAYER | YARDS | YEARS |
|----------------------|--------------|--------------|
| 1. Devin Campbell | 1,699 | 2012-15 |
| 2. Terrell Jackson | 1,620 | 2007-11 |
| 3. Andre Forde | 1,505 | 1999-02 |
| 4. Naaman Roosevelt | 1,438 | 2006-09 |
| 5. Ron Cook | 1,336 | 2019- |
| 6. Kali Watkins | 1,301 | 1995-98 |
| 7. Alan Bell | 1,244 | 1989-92 |
| 8. Dahnell Singfield | 1,194 | 1998-02 |
| 9. Dave Dawson | 1,080 | 2002-05 |
| 10. Willie Ford | 803 | 1992-94 |

KICKOFF RETURN AVG. (MIN. 20 RETURNS)

| PLAYER | AVG | YEARS |
|---------------------|--------------|--------------|
| 1. Gene Nance | 24.83 | 1970 |
| 2. Ruben Lindo | 24.53 | 1991-92 |
| 3. Naaman Roosevelt | 23.19 | 2006-09 |
| 4. Pat Patterson | 22.48 | 1967-69 |
| 5. Bob Baker | 21.94 | 1960-62 |
| Ron Cook | 21.90 | 2019- |
| 7. Devin Campbell | 21.78 | 2012-15 |
| 8. Chris D'Amico | 21.23 | 1980-84 |
| 9. Keith Warren | 20.89 | 1993-96 |
| 10. Bobby Jones | 20.83 | 1990 |

PUNT RETURNS

| PLAYER | RET | YEARS |
|-------------------|-----|---------|
| 1. Andy Hurley | 59 | 1983-84 |
| 2. Tom Hurd | 54 | 1965-67 |
| 3. Drew Haddad | 53 | 1996-99 |
| 4. Tom Elliott | 50 | 1968-70 |
| 5. Joe Licata | 34 | 1979-80 |
| 6. Matt Prelewicz | 33 | 1991-93 |
| K.J. Osborn | 33 | 2016-18 |
| 8. Steve Nappo | 32 | 1984-86 |
| Terrence Fisher | 32 | 1993-95 |
| Jamie Gasparre | 32 | 1996-97 |
| Andre Forde | 32 | 1999-02 |

PUNT RETURN YARDAGE

| PLAYER | YARDS | YEAR |
|---------------------|-------|---------|
| 1. Drew Haddad | 787 | 1996-99 |
| 2. Tom Hurd | 433 | 1965-67 |
| 3. Andy Hurley | 360 | 1983-84 |
| 4. K.J. Osborn | 339 | 2016-18 |
| 5. Tom Elliott | 331 | 1968-70 |
| 6. Andre Forde | 296 | 1999-02 |
| 7. Terrell Jackson | 278 | 2007-11 |
| 8. Naaman Roosevelt | 267 | 2006-09 |
| 9. Matt Prelewicz | 245 | 1991-93 |
| Joe Licata | 220 | 1979-80 |

PUNT RETURN AVG. (MIN. 20 RETURNS)

| PLAYER | AVG | YEAR |
|---------------------|-------|---------|
| 1. Drew Haddad | 14.85 | 1996-99 |
| 2. Terrell Jackson | 11.12 | 2007-11 |
| 3. K.J. Osborn | 10.27 | 2016-18 |
| 4. Naaman Roosevelt | 9.54 | 2006-09 |
| 5. Andre Forde | 9.25 | 1999-02 |
| 6. Dan Sella | 9.16 | 1964-66 |
| 7. Craig Rohlf | 9.13 | 1998-01 |
| 8. Tom Hurd | 8.02 | 1965-67 |
| 9. Dan Mettica | 7.71 | 1986-87 |
| 10. Matt Prelewicz | 7.42 | 1991-93 |



ANDRE FORDE



TERRELL JACKSON



KICKING & PUNTING

-----SEASON-----

FIELD GOALS

| PLAYER | FGS | YEAR |
|-------------------|-----|------|
| 1. Alex McNulty | 24 | 2022 |
| 2. Gerald Carlson | 17 | 1995 |
| 3. Adam Mitcheson | 15 | 2017 |
| 4. A.J. Principe | 15 | 2007 |
| 5. Dallas Pelz | 14 | 2003 |
| 6. Patrick Clarke | 13 | 2013 |
| Adam Mitcheson | 13 | 2015 |
| Alex McNulty | 13 | 2021 |
| 9. Dallas Pelz | 12 | 2001 |
| A.J. Principe | 12 | 2008 |

EXTRA POINTS

| PLAYER | PATS | YEAR |
|-------------------|------|------|
| 1. Adam Mitcheson | 51 | 2018 |
| 2. A.J. Principe | 48 | 2008 |
| 3. Patrick Clarke | 45 | 2013 |
| 4. Alex McNulty | 42 | 2020 |
| 5. Patrick Clarke | 41 | 2014 |
| Alex McNulty | 41 | 2022 |
| 7. Alex McNulty | 40 | 2019 |
| 8. Adam Mitcheson | 37 | 2017 |
| Alex McNulty | 37 | 2021 |
| 10. Mark Mozrall | 33 | 1992 |
| A.J. Principe | 33 | 2009 |

POINTS SCORED

| PLAYER | PTS | YEAR |
|--------------------|-----|------|
| 1. Alex McNulty | 113 | 2022 |
| 2. A.J. Principe | 84 | 2008 |
| Patrick Clarke | 84 | 2013 |
| 4. Adam Mitcheson | 82 | 2017 |
| 5. Adam Mitcheson | 78 | 2018 |
| 6. Alex McNulty | 76 | 2021 |
| 7. A.J. Principe | 77 | 2007 |
| 8. Adam Mitcheson | 70 | 2015 |
| Alex McNulty | 70 | 2019 |
| 10. Gerald Carlson | 68 | 1995 |

TOTALS PUNTS

| PLAYER | PUNTS | YEAR |
|-------------------|-------|------|
| 1. Scott McMahan | 81 | 2002 |
| 2. Tyler Grassman | 80 | 2012 |
| Ben Woods | 80 | 2005 |
| 4. Dominic Milano | 79 | 2003 |
| 5. Paul Jack | 75 | 1968 |
| 6. Gerald Carlson | 74 | 1994 |
| 7. Kyle DeWeen | 72 | 2016 |
| Ben Woods | 72 | 2004 |
| 9. Tyler Grassman | 71 | 2013 |
| 10. Dana Loucks | 70 | 1988 |

PUNTING YARDS

| PLAYER | YARDS | YEAR |
|-------------------|-------|------|
| 1. Scott McMahan | 3,258 | 2002 |
| 2. Dominic Milano | 2,977 | 2003 |
| 3. Ben Woods | 2,967 | 2005 |
| 4. Ben Woods | 2,964 | 2004 |
| 5. Kyle DeWeen | 2,865 | 2016 |
| 6. Gerald Carlson | 2,853 | 1993 |
| 7. Tyler Grassman | 2,841 | 2013 |
| 8. Tyler Grassman | 2,828 | 2012 |
| 9. Tyler Grassman | 2,664 | 2015 |
| 10. Scott McMahan | 2,642 | 2001 |

PUNT AVERAGE

| PLAYER | AVG | YEAR |
|--------------------|-------|------|
| 1. Anthony Venneri | 43.00 | 2022 |
| 2. Evan Finegan | 41.75 | 2018 |
| 3. Ben Woods | 41.66 | 2007 |
| 4. Mike Masucci | 41.45 | 2000 |
| 5. Ben Woods | 41.17 | 2004 |
| 6. Tyler Grassman | 41.00 | 2015 |
| 7. Mike Masucci | 40.77 | 1999 |
| 8. Kyle DeWeen | 40.61 | 2017 |
| 9. Tyler Grassman | 40.70 | 2014 |
| 10. Scott McMahan | 40.22 | 2002 |

-----CAREER-----

FIELD GOALS

| PLAYER | FGS | YEARS |
|-------------------|-----|---------|
| 1. Alex McNulty | 49 | 2018- |
| 2. Adam Mitcheson | 48 | 2015-18 |
| 3. A.J. Principe | 44 | 2007-10 |
| 4. Patrick Clarke | 36 | 2011-14 |
| 5. Dallas Pelz | 35 | 2000-03 |
| 6. Gerald Carlson | 28 | 1993-96 |
| 7. Mark Mozrall | 22 | 1991-94 |
| 8. Tom McLaughlin | 20 | 1988-91 |
| 9. Scott Keller | 19 | 1997-00 |
| 10. Bernie Weber | 12 | 1982-83 |

EXTRA POINTS

| PLAYER | PATS | YEARS |
|-------------------|------|---------|
| 1. Alex McNulty | 163 | 2018- |
| 2. Adam Mitcheson | 140 | 2015-18 |
| 3. A.J. Principe | 133 | 2007-10 |
| 4. Patrick Clarke | 124 | 2011-14 |
| 5. Scott Keller | 71 | 1997-00 |
| 6. Mark Mozrall | 69 | 1991-94 |
| 7. Tom McLaughlin | 50 | 1988-91 |
| Bob Embow | 50 | 1966-68 |
| 9. Gerald Carlson | 45 | 1993-96 |
| Michael Baker | 45 | 2002-05 |

POINTS SCORED

| PLAYER | PTS | YEARS |
|-------------------|-----|---------|
| 1. Alex McNulty | 310 | 2018- |
| 2. Adam Mitcheson | 284 | 2015-18 |
| 3. A.J. Principe | 265 | 2007-10 |
| 4. Patrick Clarke | 229 | 2011-14 |
| 5. Dallas Pelz | 147 | 2000-03 |
| 6. Mark Mozrall | 135 | 1991-94 |
| 7. Gerald Carlson | 129 | 1993-96 |
| 8. Scott Keller | 128 | 1997-00 |
| 9. Tom McLaughlin | 110 | 1988-91 |
| 10. Bob Embow | 80 | 1966-68 |

TOTAL PUNTS

| PLAYER | PUNTS | YEARS |
|-------------------|-------|---------|
| 1. Ben Woods | 281 | 2004-07 |
| 2. Tyler Grassman | 266 | 2012-15 |
| 3. Gerald Carlson | 260 | 1993-96 |
| 4. Mike Masucci | 199 | 1997-00 |
| 5. Doug Radwanski | 158 | 1990-92 |
| 6. Scott McMahan | 149 | 2001-02 |
| 7. Paul Jack | 141 | 1967-69 |
| 8. Peter Fardon | 138 | 2008-11 |
| 9. Dana Loucks | 135 | 1987-88 |
| 10. Sam Monaco | 129 | 1978-80 |

PUNTING YARDS

| PLAYER | YARDS | YEARS |
|-------------------|--------|---------|
| 1. Ben Woods | 11,053 | 2004-07 |
| 2. Tyler Grassman | 10,370 | 2012-15 |
| 3. Gerald Carlson | 9,732 | 1993-96 |
| 4. Mike Masucci | 7,731 | 1997-00 |
| 5. Scott McMahan | 5,900 | 2001-02 |
| 6. Doug Radwanski | 5,440 | 1990-92 |
| 7. Kyle DeWeen | 5,139 | 2016-17 |
| 8. Peter Fardon | 5,081 | 2008-11 |
| 9. Paul Jack | 4,790 | 1967-69 |
| 10. Dana Loucks | 4,698 | 1987-88 |

PUNT AVERAGE

| PLAYER | AVG | YEARS |
|-------------------|-------|---------|
| 1. Evan Finegan | 40.40 | 2018-21 |
| 2. Kyle DeWeen | 40.10 | 2016-17 |
| 3. Scott McMahan | 39.60 | 2001-02 |
| 4. Ben Woods | 39.33 | 2004-07 |
| 5. Tyler Grassman | 38.98 | 2012-15 |
| 6. Mike Masucci | 38.85 | 1997-00 |
| 7. Jacob Schum | 38.74 | 2010-11 |
| 8. Dominic Milano | 37.68 | 2003 |
| 9. Gerald Carlson | 37.43 | 1993-96 |
| 10. Peter Fardon | 36.93 | 2008-11 |

LONGEST FIELD GOALS

| PLAYER | FG | OPPONENT |
|-------------------|----|------------------------------|
| 1. Alex McNulty | 55 | No. Illinois (11/17/21) |
| 2. Gerald Carlson | 54 | Edinboro (9/28/96) |
| Alex McNulty | 54 | at C. Michigan (11/9/22) |
| 4. Bernie Weber | 52 | Canisius (10/8/83) |
| Gerald Carlson | 52 | Villanova (9/30/95) |
| John Rachuna | 52 | Miami (OH) (10/30/10) |
| Jackson Baltar | 52 | Temple (9/21/19) |
| Alex McNulty | 52 | Holy Cross (9/10/22) |
| 9. Mark Mozrall | 51 | at Youngstown St. (10/30/93) |
| Gerald Carlson | 51 | UMass (10/14/95) |
| Gerald Carlson | 51 | UConn (9/7/96) |
| Patrick Clarke | 51 | at W. Michigan (10/12/13) |
| 13. Dallas Pelz | 50 | at Army (11/10/01) |
| Dallas Pelz | 50 | at Toledo (11/1/03) |
| Patrick Clarke | 50 | UConn (9/28/13) |
| Alex McNulty | 50 | Bowling Green (10/30/21) |



BEN WOODS



DEFENSE

----- SEASON -----

TOTAL TACKLES

| PLAYER | TACKLES | YEAR |
|------------------------|------------|-------------|
| 1. Craig Guest | 161 | 1995 |
| 2. Khalil Hodge | 154 | 2017 |
| 3. Shaun Dolac | 147 | 2022 |
| 4. Pete Conley | 145 | 1995 |
| 5. Khalil Hodge | 144 | 2018 |
| 6. Steve Wojciechowski | 142 | 1987 |
| 7. Craig Guest | 136 | 1996 |
| 8. Mike Laipple | 127 | 1985 |
| 9. Mike Laipple | 125 | 1986 |
| Justin Winters | 125 | 2008 |

SOLO TACKLES

| PLAYER | TACKLES | YEAR |
|-----------------------|-----------|-------------|
| 1. Shaun Dolac | 97 | 2022 |
| 2. Craig Guest | 80 | 1996 |
| 3. Craig Guest | 77 | 1995 |
| 4. Davonte Shannon | 73 | 2007 |
| 5. Davonte Shannon | 70 | 2008 |
| 6. Mike Newton | 69 | 2008 |
| 7. Pete Conley | 68 | 1995 |
| 8. Nick Gilbo | 67 | 2015 |
| 9. Khalil Hodge | 66 | 2017 |
| 9. Four with | 65 | |

ASSISTED TACKLES

| PLAYER | TACKLES | YEAR |
|---------------------|---------|------|
| 1. Khalil Hodge | 88 | 2017 |
| 2. Khalil Hodge | 86 | 2018 |
| 3. Craig Guest | 84 | 1995 |
| 4. Mike Laipple | 81 | 1985 |
| Steve Wojciechowski | 81 | 1987 |
| Dale Worrall | 81 | 1989 |
| 7. Pete Conley | 77 | 1995 |
| 8. Len Palumbo | 75 | 1989 |
| 9. Mike Laipple | 74 | 1984 |
| 10. Mike Laipple | 73 | 1986 |

TACKLE FOR LOSS

| PLAYER | TFLS | YEAR |
|------------------|------|------|
| 1. Vince Canosa | 21.5 | 1994 |
| 2. Khalil Mack | 21.0 | 2012 |
| 3. Khalil Mack | 20.5 | 2011 |
| 4. Tim Teicher | 19.5 | 1987 |
| 5. Rich Dadabo | 19.0 | 1990 |
| Keith Hansen | 19.0 | 1996 |
| Larry Hutchinson | 19.0 | 2007 |
| Khalil Mack | 19.0 | 2013 |
| 9. John White | 16.0 | 1982 |
| 10. Craig Guest | 15.0 | 1995 |
| Duane Williams | 15.0 | 2000 |
| Trevor Scott | 15.0 | 2007 |

QUARTERBACK SACKS

| PLAYER | SACKS | YEAR |
|-----------------|-------|------|
| 1. Vince Canosa | 12.5 | 1993 |
| 2. Dan Leo | 11.0 | 1986 |
| 3. Tim Teicher | 10.5 | 1987 |
| Khalil Mack | 10.5 | 2013 |
| 5. Trevor Scott | 10.0 | 2007 |
| 6. Rich Dadabo | 9.0 | 1990 |
| Rich Dadabo | 9.0 | 1992 |
| Keith Hansen | 9.0 | 1996 |
| Anthony Scott | 9.0 | 1996 |
| Duane Williams | 9.0 | 2000 |
| Trevor Scott | 9.0 | 2006 |
| Malcolm Koonce | 9.0 | 2019 |

FORCED FUMBLES

| PLAYER | FF | YEAR |
|------------------|----|------|
| 1. Anthony Scott | 6 | 1996 |
| 2. Khalil Mack | 5 | 2011 |
| Khalil Mack | 5 | 2013 |
| 4. Khalil Mack | 4 | 2012 |
| Rich Dadabo | 4 | 1991 |
| Pete Conley | 4 | 1995 |
| Craig Guest | 4 | 1996 |
| Keith Hansen | 4 | 1996 |
| Kareem Byrom | 4 | 2006 |
| Justin Winters | 4 | 2008 |
| Adam Redden | 4 | 2014 |
| James Patterson | 4 | 2018 |

FUMBLE RECOVERIES

| PLAYER | FR | YEAR |
|--------------------|----|------|
| 1. John White | 4 | 1979 |
| Kim Frink | 4 | 1984 |
| Dave May | 4 | 1985 |
| Kevin Deakin | 4 | 1987 |
| Jesse Imes | 4 | 2006 |
| Domonic Cook | 4 | 2008 |
| 6. 18 players with | 3 | |

INTERCEPTIONS

| PLAYER | INTS | YEAR |
|---------------------|----------|-------------|
| 1. Steve Nappo | 13 | 1986 |
| 2. John Bernard | 12 | 1983 |
| 3. Andy Hurley | 9 | 1983 |
| 4. Jon Williams | 8 | 1988 |
| 5. Andy Hurley | 7 | 1984 |
| Marcus Fuqua | 7 | 2022 |
| 7. Gordon Bukaty | 6 | 1959 |
| Tom Hurd | 6 | 1966 |
| Dave Short | 6 | 1990 |
| Mark Graham | 6 | 2002 |
| Domonic Cook | 6 | 2010 |

PASSES DEFENDED (INTS + PBUS)


| PLAYER | PDS | YEAR |
|--------------------|-----|------|
| 1. Boise Ross | 20 | 2015 |
| 2. Dave Short | 16 | 1990 |
| Najja Johnson | 16 | 2011 |
| 4. Mike Chichester | 15 | 1996 |
| 5. Gemara Williams | 14 | 2005 |
| Robert Harris | 14 | 1993 |
| Mike Lambert | 14 | 2002 |
| 8. Mark Graham | 13 | 2002 |
| Kevin Concepcion | 13 | 2002 |
| Cortney Lester | 13 | 2014 |



KHALIL HODGE



CRAIG GUEST



VINCE CANOSA



DEFENSE

----- CAREER -----

TOTAL TACKLES

| PLAYER | TACKLES | YEARS |
|--------------------|---------|---------|
| 1. Davonte Shannon | 461 | 2007-10 |
| 2. Craig Guest | 455 | 1993-96 |
| 3. Khalil Hodge | 421 | 2016-18 |
| 4. James Patterson | 417 | 2018-22 |
| 5. Mike Laipple | 402 | 1983-86 |
| 6. Pete Conley | 376 | 1992-95 |
| 7. J.J. Gibson | 357 | 2001-04 |
| 8. Lee Skinner | 344 | 2011-14 |
| 9. Mike Newton | 342 | 2006-09 |
| 10. Khalil Mack | 327 | 2010-13 |

SOLO TACKLES

| PLAYER | TACKLES | YEARS |
|---------------------|---------|---------|
| 1. Davonte Shannon | 258 | 2007-10 |
| 2. Craig Guest | 236 | 1993-96 |
| 3. J.J. Gibson | 220 | 2001-04 |
| 4. James Patterson | 211 | 2018-22 |
| 5. Mike Newton | 196 | 2006-09 |
| 6. Pete Conley | 191 | 1992-95 |
| 7. Khalil Mack | 186 | 2010-13 |
| 8. Khalil Hodge | 185 | 2016-18 |
| 9. Mark Graham | 182 | 2000-03 |
| 10. Gemara Williams | 176 | 2002-05 |

ASSISTED TACKLES

| PLAYER | TACKLES | YEARS |
|-------------------------|---------|---------|
| 1. Mike Laipple | 265 | 1983-86 |
| 2. Khalil Hodge | 236 | 2016-18 |
| 3. Craig Guest | 219 | 1993-96 |
| 4. James Patterson | 206 | 2018-22 |
| 5. Davonte Shannon | 200 | 2007-10 |
| 6. Lee Skinner | 190 | 2011-14 |
| 7. Pete Conley | 185 | 1992-95 |
| 8. Dave May | 183 | 1983-86 |
| 9. Kevin Deakin | 182 | 1986-89 |
| 10. Steve Wojciechowski | 173 | 1985-87 |

TACKLE FOR LOSS

| PLAYER | TFLS | YEARS |
|--------------------|------|---------|
| 1. Khalil Mack | 75.0 | 2010-13 |
| 2. Vince Canosa | 50.5 | 1992-95 |
| 3. Rich Dadabo | 42.0 | 1989-92 |
| 4. Keith Hansen | 41.0 | 1994-97 |
| 5. James Patterson | 41.5 | 2018-22 |
| 6. Craig Guest | 40.0 | 1993-96 |
| 7. John White | 34.0 | 1979-81 |
| Hardy Mitchell | 34.0 | 1994-97 |
| 8. Dave May | 33.5 | 1983-86 |
| 10. Chris Shelly | 31.0 | 1998-01 |

QUARTERBACK SACKS

| PLAYER | SACKS | YEARS |
|--------------------|-------|---------|
| 1. Khalil Mack | 28.5 | 2010-13 |
| 2. Rich Dadabo | 24.0 | 1989-92 |
| Vince Canosa | 24.0 | 1992-95 |
| 4. Trevor Scott | 19.0 | 2004-07 |
| 5. Steven Means | 18.5 | 2009-12 |
| 6. Dave May | 18.0 | 1983-86 |
| Malcolm Koonce | 18.0 | 2017-20 |
| 8. Taylor Riggins | 17.5 | 2018-21 |
| 9. Keith Hansen | 16.0 | 1994-97 |
| 10. Hardy Mitchell | 15.5 | 1994-97 |

FORCED FUMBLES

| PLAYER | FF | YEARS |
|--------------------|----|---------|
| 1. Khalil Mack | 16 | 2010-13 |
| 2. James Patterson | 9 | 2018-22 |
| 3. Keith Hansen | 7 | 1994-97 |
| 4. Rich Dadabo | 6 | 1989-92 |
| Pete Conley | 6 | 1992-95 |
| Anthony Scott | 6 | 1993-96 |
| Chris Shelly | 6 | 1998-01 |
| Adam Redden | 6 | 2011-14 |
| 9. Kareem Byrom | 5 | 2005-07 |
| Vince Canosa | 5 | 1992-95 |
| Craig Guest | 5 | 1993-96 |
| Bryan Cummings | 5 | 2002-05 |
| Davonte Shannon | 5 | 2007-10 |
| Domonic Cook | 5 | 2007-10 |
| Justin Winters | 5 | 2007-10 |
| Demone Harris | 5 | 2014-17 |

FUMBLE RECOVERIES

| PLAYER | FR | YEARS |
|--------------------|----|---------|
| 1. Dave May | 7 | 1983-86 |
| Kevin Deakin | 7 | 1986-89 |
| 3. Frank Berrafato | 6 | 1978-81 |
| Gerry Quinlivan | 6 | 1981-84 |
| Craig Guest | 6 | 1993-96 |
| Domonic Cook | 6 | 2007-10 |
| James Patterson | 6 | 2018-22 |
| 8. John White | 5 | 1979-81 |
| Dean Angelo | 5 | 1982-85 |
| Mark Giacovelli | 5 | 1982-85 |
| Keith Hansen | 5 | 1994-97 |
| Craig Rohlfis | 5 | 1998-01 |
| Adam Redden | 5 | 2011-14 |

INTERCEPTIONS

| PLAYER | INTS | YEARS |
|-------------------|------|---------|
| 1. Steve Nappo | 19 | 1984-86 |
| 2. John Bernard | 18 | 1980-83 |
| 3. Andy Hurley | 16 | 1983-84 |
| 4. Dan Sella | 12 | 1964-66 |
| Tim Hurd | 12 | 1965-67 |
| Mark Graham | 12 | 2000-03 |
| Mike Newton | 12 | 2006-09 |
| 8. Gordon Bukaty | 11 | 1958-60 |
| Domonic Cook | 11 | 2007-10 |
| 10. Craig Rohlfis | 10 | 1998-01 |
| Davonte Shannon | 10 | 2007-10 |

PASSES DEFENDED (INTS + PBUS)

| PLAYER | AVG | YEARS |
|--------------------|-----|---------|
| 1. Gemara Williams | 39 | 2002-05 |
| 2. Najja Johnson | 38 | 2010-13 |
| Cortney Lester | 38 | 2011-14 |
| 4. Mark Graham | 37 | 2000-03 |
| 5. Domonic Cook | 36 | 2007-10 |
| 6. Mike Newton | 32 | 2006-09 |
| 7. Terrence Fisher | 29 | 1993-95 |
| Mike Lambert | 29 | 1999-02 |
| Josh Thomas | 29 | 2007-10 |
| 10. Dave Short | 28 | 1988-91 |

TURNOVERS CAPTURED (FR + INT)

| PLAYER | AVG | YEARS |
|--------------------|-----|---------|
| 1. Steve Nappo | 23 | 1984-86 |
| 2. John Bernard | 20 | 1980-83 |
| 3. Andy Hurley | 17 | 1983-84 |
| 4. Mike Newton | 16 | 2006-09 |
| Domonic Cook | 16 | 2007-10 |
| 6. Mark Graham | 15 | 2000-03 |
| Craig Rohlfis | 15 | 1998-01 |
| 8. Gerry Quinlivan | 14 | 1981-84 |
| 9. Dan Sella | 12 | 1964-66 |
| Tim Hurd | 12 | 1965-67 |
| Jon Williams | 12 | 1987-88 |
| Davonte Shannon | 12 | 2007-10 |



TREVOR SCOTT



GEMARA WILLIAMS



DEFENSE

----- YEAR-BY-YEAR TACKLES LEADERS -----

| YEAR | PLAYER | SOLO | ASSTS | TOTAL |
|------|---------------------------------|------|-------|-------|
| 1970 | Larry Madden | 59 | 41 | 100 |
| 1977 | Dan Vecchies | 19 | 18 | 37 |
| 1978 | Shane Currey | 40 | 64 | 104 |
| 1979 | Shane Currey | 49 | 61 | 110 |
| 1980 | Cosmo Nestola | 41 | 45 | 86 |
| 1981 | Shane Currey | 46 | 40 | 86 |
| 1982 | Cosmo Nestola | 45 | 64 | 109 |
| 1983 | Gerry Quinlivan | 40 | 39 | 79 |
| 1984 | Mike Laipple | 19 | 74 | 93 |
| 1985 | Mike Laipple | 46 | 81 | 127 |
| 1986 | Mike Laipple | 52 | 73 | 125 |
| 1987 | Steve Wojciechowski | 61 | 81 | 142 |
| 1988 | Dave Ruzsala | 36 | 58 | 94 |
| 1989 | Dale Worrall | 28 | 81 | 109 |
| 1990 | Dale Worrall | 51 | 63 | 114 |
| 1991 | Darryl O'Shei/ Bill Stonecypher | - | - | 88 |
| 1992 | Bill Stonecypher | 43 | 22 | 65 |
| 1993 | Pete Conley | 49 | 35 | 84 |
| 1994 | Pete Conley | 47 | 61 | 108 |
| 1995 | Craig Guest | 77 | 84 | 161 |
| 1996 | Craig Guest | 80 | 56 | 136 |
| 1997 | Ted McDuffie | 57 | 41 | 98 |
| 1998 | Antonio Perry | 40 | 47 | 87 |
| 1999 | Chris Shelly | 36 | 53 | 89 |
| 2000 | Chris Gray | 63 | 36 | 99 |
| 2001 | Bobby Johnson | 45 | 67 | 112 |
| 2002 | Mark Graham | 65 | 24 | 89 |
| 2003 | Mark Graham | 57 | 27 | 84 |
| 2004 | J.J. Gibson | 63 | 50 | 113 |
| 2005 | Kareem Byrom | 48 | 37 | 85 |
| 2006 | Jeff Bublavi | 59 | 51 | 110 |
| 2007 | Davonte Shannon | 73 | 50 | 123 |
| 2008 | Justin Winters | 58 | 67 | 125 |
| 2009 | Davonte Shannon | 50 | 47 | 97 |
| 2010 | Davonte Shannon | 65 | 55 | 120 |
| 2011 | Fred Branch | 47 | 35 | 82 |
| 2012 | Khalil Mack | 52 | 42 | 94 |
| 2013 | Khalil Mack | 56 | 44 | 100 |
| 2014 | Lee Skinner | 44 | 52 | 96 |
| 2015 | Nick Gilbo | 67 | 46 | 113 |
| 2016 | Khalil Hodge | 61 | 62 | 123 |
| 2017 | Khalil Hodge | 66 | 88 | 154 |
| 2018 | Khalil Hodge | 58 | 86 | 144 |
| 2019 | Joey Banks | 56 | 29 | 85 |
| 2020 | James Patterson | 29 | 34 | 63 |
| 2021 | James Patterson | 49 | 67 | 116 |
| 2022 | Shaun Dolac | 97 | 50 | 147 |

----- YEAR-BY-YEAR SACKS LEADERS -----

| YEAR | PLAYER | SACKS |
|------|------------------------------|-------|
| 1982 | John White | 8.5 |
| 1983 | Steve Armstrong | 5.0 |
| 1984 | Jim Stopa/Kim Frink | 4.0 |
| 1985 | Dave May | 5.0 |
| 1986 | Dan Leo | 11.0 |
| 1987 | Tim Teicher | 10.5 |
| 1988 | Dan Zugelder | 4.5 |
| 1989 | Tony Jones | 7.5 |
| 1990 | Rich Dadabo | 9.0 |
| 1991 | Trevor Nickerson | 7.0 |
| 1992 | Rich Dadabo | 9.0 |
| 1993 | Vince Canosa | 12.5 |
| 1994 | Vince Canosa | 7.0 |
| 1995 | Jason Kuehn | 6.0 |
| 1996 | Keith Hansen/Anthony Scott | 9.0 |
| 1997 | Dan Poulsen | 7.0 |
| 1998 | Dan Poulsen | 5.5 |
| 1999 | Jamie Guerra | 3.0 |
| 2000 | Duane Williams | 9.0 |
| 2001 | Chris Shelly | 3.5 |
| 2002 | Rob Schroeder | 4.5 |
| 2003 | Mark Graham/J.J. Gibson | 3.0 |
| 2004 | Aaron Sanders | 6.5 |
| 2005 | Aaron Sanders | 6.5 |
| 2006 | Trevor Scott | 9.0 |
| 2007 | Trevor Scott | 10.0 |
| 2008 | Mike Thompson/Andrae Smith | 3.0 |
| 2009 | Steven Means | 5.0 |
| 2010 | Steven Means/Khalil Mack | 4.5 |
| 2011 | Khalil Mack | 5.5 |
| 2012 | Khalil Mack | 8.0 |
| 2013 | Khalil Mack | 10.5 |
| 2014 | Lee Skinner | 6.5 |
| 2015 | Okezie Alozie | 5.0 |
| 2016 | Brandon Crawford | 4.0 |
| 2017 | Demone Harris | 5.0 |
| 2018 | Chuck Harris | 6.5 |
| 2019 | Malcolm Koonce | 9.0 |
| 2020 | Malcolm Koonce | 5.0 |
| 2021 | Daymond Williams | 6.5 |
| 2022 | Shaun Dolac/Daymond Williams | 4.5 |



PETE CONLEY



KHALIL MACK



DAVONTE SHANNON



DEFENSE

--- YEAR-BY-YEAR INTERCEPTIONS LEADERS ---

| YEAR | PLAYER | INTS | YARDS |
|---------|-----------------------|------|-------|
| 1949 | Raymond Wodarczak | 4 | 30 |
| | Alfred Zwolinski | 4 | 23 |
| 1950 | Casimer Kania | 3 | 34 |
| 1951-57 | Records not available | | |
| 1958 | Gordon Bukaty | 3 | 26 |
| | James Allegretto | 3 | 14 |
| 1959 | Gordon Bukaty | 6 | 41 |
| 1960 | John Valentic | 3 | 33 |
| 1961 | Richard Dickman | 2 | 17 |
| | Tom Butler | 2 | 14 |
| 1962 | John Cimba | 4 | 51 |
| 1963 | Dick Condino | 4 | 24 |
| 1964 | Dan Stella | 3 | 7 |
| 1965 | Dan Stella | 4 | 32 |
| 1966 | Tom Hurd | 6 | 167 |
| 1967 | Tom Hurd | 4 | 3 |
| 1968 | Nick Kish | 3 | 41 |
| 1969 | Tom Elliott | 3 | 61 |
| 1970 | Bruce Fraser | 2 | 17 |
| | Tom Osika | 2 | 0 |
| 1977 | Dan Vecchies | 2 | 2 |
| 1978 | Mark DiFrancesco | 3* | 41 |
| 1979 | Sean Kowal | 3 | 25 |
| | Frank Berrafato | 3 | -1 |
| 1980 | Greg Kozar | 4 | 36 |
| 1981 | Gerry Quinlivan | 3 | 10 |
| 1982 | John Bernard | 5 | 72 |
| 1983 | John Bernard | 12* | 143 |
| 1984 | Andy Hurley | 7 | 110 |
| 1985 | Steve Nappo | 5 | 60 |
| 1986 | Steve Nappo | 13 | 155 |
| 1987 | Steve Magera | 3 | 5 |
| 1988 | Jon Williams | 8 | 153 |
| 1989 | Dave Anastasi | 3 | 2 |
| 1990 | Dave Short | 6* | 125 |
| 1991 | Three Players | 3 | |
| 1992 | Robert Harris | 5 | 20 |
| 1993 | Kareem Stroman | 5 | 28 |
| 1994 | Terry Morgan | 3* | 99 |
| 1995 | Three players | 2 | |
| 1996 | Bill Tipton | 4* | 160 |
| 1997 | Three Players | 2 | |
| 1998 | Jeff Lawrence | 3 | 0 |
| 1999 | Craig Rohlfs | 5 | 109 |
| 2000 | Duane Williams | 3 | 73 |
| | Mark Graham | 3 | -2 |
| 2001 | Craig Rohlfs | 4* | 101 |
| 2002 | Mark Graham | 6 | 72 |
| 2003 | Gemara Williams | 2 | 47 |
| 2004 | James Evans | 4 | 41 |
| 2005 | Kareem Byrom | 3 | 13 |
| 2006 | Mike Newton | 5 | 108 |
| 2007 | Mike Newton | 4* | 112 |
| 2008 | Domonic Cook | 3 | 39 |
| 2009 | Mike Newton | 2 | 30 |
| | Davonte Shannon | 2 | 50 |
| 2010 | Domonic Cook | 6 | 33 |
| 2011 | Cortney Lester | 2 | 11 |
| 2012 | Najja Johnson | 5 | 0 |
| 2013 | Three players | 3 | |
| 2014 | Boise Ross | 1 | 0 |
| | Witney Sherry | 1 | 0 |
| 2015 | Four Players | 2 | |
| 2016 | Tim Roberts | 2 | 0 |
| 2017 | Ryan Williamson | 3 | 18 |
| 2018 | Cameron Lewis | 3 | 37 |
| | Brandon Williams | 3 | 18 |
| 2019 | Joey Banks | 3 | 70 |
| 2020 | Five Players | 1 | |
| 2021 | Three Players | 1 | |
| 2022 | Marcus Fuqua | 7 | 85 |

-- YEAR-BY-YEAR PASSES DEFENDED LEADERS --

| YEAR | NAME | INT | PBU | TOTAL |
|------|------------------------------|-----|------|-------|
| 1987 | Jon Williams | 1 | 9 | 10 |
| 1988 | Jon Williams | 8 | 2 | 10 |
| 1989 | Tony Jones | 0 | 10 | 10 |
| 1990 | Dave Short | 6 | 10 | 16 |
| 1991 | P.J. Riga/Mark Anderson | 3 | 5 | 8 |
| 1992 | Robert Harris | 5 | 6 | 11 |
| 1993 | Robert Harris | 2 | 12 | 14 |
| 1994 | Terrence Fisher | 1 | 10 | 11 |
| 1995 | Terrence Fisher | 2 | 9 | 11 |
| 1996 | Mike Chichester | 2 | 13 | 15 |
| 1997 | Ted McDuffie | 2 | 8 | 10 |
| 1998 | Carlos Spencer/Jeff Lawrence | 1/3 | 7/5 | 8 |
| 1999 | Craig Rohlfs | 5 | 0 | 5 |
| 2000 | Duane Williams | 3 | 6 | 9 |
| 2001 | Mark Graham/Mike Lambert | 2/3 | 10/9 | 12 |
| 2002 | Mike Lambert | 2 | 12 | 14 |
| 2003 | Gemara Williams | 2 | 7 | 9 |
| 2004 | Gemara Williams | 0 | 10 | 10 |
| 2005 | Gemara Williams | 1 | 13 | 14 |
| 2006 | Mike Newton/Kendric Hawkins | 5/2 | 2/5 | 7 |
| 2007 | Davonte Shannon | 3 | 5 | 8 |
| 2008 | Domonic Cook | 3 | 7 | 10 |
| 2009 | Domonic Cook | 1 | 10 | 11 |
| 2010 | Domonic Cook | 6 | 6 | 12 |
| 2011 | Najja Johnson | 1 | 15 | 16 |
| 2012 | Najja Johnson | 5 | 6 | 11 |
| 2013 | Najja Johnson | 3 | 9 | 12 |
| 2014 | Cortney Lester | 0 | 13 | 13 |
| 2015 | Boise Ross | 2 | 18 | 20 |
| 2016 | Boise Ross | 0 | 7 | 7 |
| 2016 | Cameron Lewis | 0 | 7 | 7 |
| 2017 | Tatum Slack | 0 | 9 | 9 |
| 2018 | Cameron Lewis | 3 | 6 | 9 |
| 2019 | Tyrone Hill/Devon Russell | 0/1 | 10/9 | 10 |
| 2020 | Kodafi Wright | 1 | 7 | 8 |
| 2021 | K. Wright/A. Washington | 1/0 | 5/6 | 6 |
| 2022 | Marcus Fuqua | 7 | 5 | 12 |



MIKE NEWTON



NAJJA JOHNSON



SINGLE-SEASON RECORDS

----- RUSHING -----

ATTEMPTS

| ATT | YEAR | GAMES |
|---------|------|-------|
| 1. 659 | 2019 | 13 |
| 2. 585 | 2018 | 14 |
| 3. 541 | 1966 | 10 |
| 4. 539 | 2021 | 12 |
| 539 | 2022 | 13 |
| 6. 538 | 2013 | 13 |
| 7. 531 | 1967 | 10 |
| 531 | 1986 | 11 |
| 9. 529 | 2003 | 12 |
| 10. 528 | 1996 | 11 |

YARDS

| YDS | YEAR | GAMES |
|-----------|------|-------|
| 1. 3,256 | 2019 | 13 |
| 2. 2,648 | 2018 | 14 |
| 3. 2,582 | 2021 | 12 |
| 4. 2,463 | 1998 | 11 |
| 5. 2,247 | 1986 | 11 |
| 6. 2,207 | 2022 | 13 |
| 7. 2,176 | 2013 | 13 |
| 8. 2,120 | 2012 | 12 |
| 9. 2,040 | 1959 | 9 |
| 10. 2,026 | 2003 | 12 |

TOUCHDOWNS

| YEAR | TDS | GAMES |
|---------|-----|-------|
| 1. 2018 | 36 | 14 |
| 2019 | 36 | 13 |
| 3. 2020 | 32 | 7 |
| 4. 2021 | 30 | 12 |
| 5. 2008 | 27 | 14 |
| 6. 1986 | 26 | 11 |
| 7. 1992 | 25 | 10 |
| 1998 | 25 | 11 |
| 9. 1959 | 24 | 9 |
| 1967 | 24 | 10 |

YARDS-PER-GAME

| YEAR | YPG | GAMES |
|----------|-------|-------|
| 1. 2020 | 287.4 | 7 |
| 2. 2019 | 250.5 | 13 |
| 3. 1959 | 226.7 | 9 |
| 4. 1998 | 223.0 | 11 |
| 5. 1986 | 204.3 | 11 |
| 6. 1958 | 203.7 | 9 |
| 7. 1969 | 199.8 | 9 |
| 8. 1967 | 195.6 | 10 |
| 9. 2021 | 195.5 | 12 |
| 10. 1964 | 192.0 | 9 |

FIRST DOWNS

| YEAR | NO. | GAMES |
|---------|-----|-------|
| 1. 2019 | 173 | 13 |
| 2. 2021 | 139 | 12 |
| 3. 1998 | 138 | 11 |
| 4. 2018 | 136 | 14 |
| 5. 1986 | 126 | 11 |
| 6. 2022 | 120 | 13 |
| 7. 2013 | 117 | 13 |
| 8. 2003 | 110 | 12 |
| 9. 2012 | 106 | 12 |
| 1959 | 106 | 9 |

----- PASSING -----

ATTEMPTS

| YEAR | ATT | GAMES |
|----------|-----|-------|
| 1. 2008 | 472 | 14 |
| 2. 2022 | 463 | 13 |
| 3. 2015 | 455 | 12 |
| 4. 1997 | 453 | 11 |
| 5. 2002 | 432 | 12 |
| 6. 2013 | 427 | 13 |
| 7. 2011 | 422 | 12 |
| 8. 2018 | 419 | 14 |
| 9. 1983 | 414 | 10 |
| 10. 1982 | 410 | 10 |
| 2010 | 410 | 12 |

COMPLETIONS

| YEAR | COMP | GAMES |
|----------|------|-------|
| 1. 2008 | 306 | 14 |
| 2. 2015 | 283 | 12 |
| 3. 2022 | 273 | 13 |
| 4. 2007 | 262 | 12 |
| 5. 1997 | 246 | 11 |
| 6. 2013 | 243 | 13 |
| 7. 2011 | 236 | 12 |
| 8. 2014 | 235 | 11 |
| 9. 2017 | 234 | 12 |
| 10. 2018 | 230 | 14 |

YARDS

| YEAR | YDS | GAMES |
|----------|-------|-------|
| 1. 2017 | 3,490 | 12 |
| 2. 2008 | 3,326 | 14 |
| 3. 1997 | 3,275 | 11 |
| 4. 2018 | 3,155 | 14 |
| 5. 2022 | 3,059 | 13 |
| 6. 1982 | 3,029 | 10 |
| 7. 2015 | 2,994 | 12 |
| 8. 2013 | 2,955 | 13 |
| 9. 2009 | 2,903 | 12 |
| 10. 2014 | 2,855 | 11 |

TOUCHDOWNS

| YEAR | TDS | GAMES |
|----------|-----|-------|
| 1. 2014 | 32 | 11 |
| 2. 2018 | 28 | 14 |
| 3. 2008 | 25 | 14 |
| 2013 | 25 | 13 |
| 5. 2017 | 24 | 12 |
| 6. 2009 | 21 | 12 |
| 7. 1982 | 20 | 10 |
| 8. 1983 | 19 | 10 |
| 1992 | 19 | 10 |
| 10. 1997 | 18 | 11 |
| 2022 | 18 | 13 |

YARDS-PER-GAME

| YEAR | YPG | GAMES |
|----------|-------|-------|
| 1. 1982 | 302.9 | 10 |
| 2. 1997 | 297.7 | 11 |
| 3. 2017 | 290.8 | 12 |
| 4. 1983 | 276.1 | 10 |
| 5. 2014 | 259.5 | 11 |
| 6. 2015 | 249.5 | 12 |
| 7. 2009 | 241.9 | 12 |
| 8. 2008 | 237.6 | 14 |
| 9. 2022 | 235.3 | 13 |
| 10. 2013 | 227.3 | 13 |

FIRST DOWNS

| YEAR | NO. | GAMES |
|----------|-----|-------|
| 1. 1997 | 157 | 11 |
| 2. 2008 | 155 | 14 |
| 3. 2017 | 145 | 12 |
| 4. 2015 | 143 | 12 |
| 2022 | 143 | 13 |
| 6. 2009 | 139 | 12 |
| 7. 2013 | 131 | 13 |
| 8. 1982 | 128 | 10 |
| 2018 | 128 | 14 |
| 10. 2007 | 123 | 12 |

----- FIRST DOWNS -----

RUSHING & PASSING

| NO. | YEAR | GAMES |
|---------|------|-------|
| 1. 276 | 2019 | 13 |
| 2. 264 | 2018 | 14 |
| 3. 263 | 2022 | 13 |
| 4. 257 | 2008 | 14 |
| 257 | 2021 | 12 |
| 6. 248 | 2013 | 13 |
| 7. 243 | 1998 | 11 |
| 8. 239 | 2009 | 12 |
| 9. 228 | 2015 | 12 |
| 10. 224 | 2017 | 12 |

BY PENALTY

| NO. | YEAR | GAMES |
|--------|------|-------|
| 1. 45 | 2018 | 14 |
| 2. 29 | 2012 | 12 |
| 3. 28 | 2013 | 13 |
| 28 | 2021 | 12 |
| 5. 27 | 2001 | 11 |
| 27 | 2017 | 12 |
| 7. 26 | 2002 | 12 |
| 8. 25 | 2009 | 12 |
| 25 | 2014 | 11 |
| 10. 24 | 2022 | 13 |



JORDAN JOHNSON



TEAM RECORDS

----- SINGLE-SEASON -----

TOTAL OFFENSE

| | | |
|----------------|-------|------|
| Yards Gained | 5,803 | 2018 |
| Yards Per Game | 478.4 | 2020 |
| Plays | 1,004 | 2018 |
| Touchdowns | 64 | 2018 |
| Fumbles | 41 | 1957 |
| Fumbles Lost | 26 | 1957 |

TOTAL DEFENSE

| | | |
|----------------------|-------|--|
| Fewest Yards Allowed | | |
| 1. 1984 | 2,717 | |
| 2. 1981 | 2,915 | |
| 3. 1985 | 2,949 | |

RUSHING DEFENSE

| | | |
|---------------|-------|--|
| Yards Allowed | | |
| 1. 2019 | 1,224 | |
| 1986 | 1,224 | |
| 3. 1983 | 1,406 | |

TOUCHDOWNS ALLOWED

| | |
|---------|----|
| 1. 1983 | 8 |
| 2. 1981 | 10 |
| 1984 | 10 |

PASSING DEFENSE

| | | |
|---------------|-------|--|
| Yards Allowed | | |
| 1. 1988 | 1,245 | |
| 2. 1985 | 1,265 | |
| 3. 1984 | 1,298 | |

TOUCHDOWNS ALLOWED

| | |
|---------|---|
| 1. 1985 | 5 |
| 2. 1981 | 7 |
| 1984 | 7 |
| 1989 | 7 |

INTERCEPTIONS

| | |
|---------|----|
| 1. 1959 | 31 |
| 2. 1986 | 26 |
| 3. 1983 | 25 |

PENALTIES

| | | |
|-------------------|-----|------|
| Penalties Against | 104 | 1994 |
| Yards Penalized | 972 | 1994 |

PUNTING

| | | |
|-----------------|------|------|
| Most Punts | 86 | 2002 |
| Highest Average | 41.8 | 2018 |

PUNT RETURNS

| | | |
|--------------|------|------|
| Punt Returns | 37 | 1984 |
| Yards | 427 | 1998 |
| Average | 17.8 | 1998 |

KICKOFF RETURNS

| | | |
|-----------------|-------|------|
| Kickoff Returns | 65 | 1999 |
| Yards | 1,310 | 1999 |
| Average | 21.4 | 2006 |

SCORING

| | | |
|-----------------------|-----|------|
| Points | 484 | 2018 |
| Touchdowns | 66 | 2018 |
| Extra Points | 54 | 2018 |
| Two-Point Conversions | 6 | 1986 |
| Field Goals | 24 | 2022 |

ADDITIONAL RECORDS

| | | |
|-------------------------------------|-----|--------------------------|
| Wins | 10 | 2018 |
| Consecutive Wins | 9 | 1896-98; 1898-99 |
| Consecutive Wins in a Season | 7 | 2013 |
| Consecutive Unbeaten Games | 11 | 1895-98 |
| Losses (one season) | 11 | 1999, 2002, 2003 |
| Consecutive Losses | 18 | 1998-00; 2001-03 |
| Consecutive Winless Games | 21 | 1925-28 |
| Consecutive Games w/o Being Shutout | 48 | 1965-70; 2006-11 |
| Greatest Margin of Victory | 81 | 81-0 vs. Hobart, 1918 |
| Greatest Margin of Defeat | 128 | 128-0 vs. Michigan, 1901 |
| All-time Overtime Record | 8-8 | |



On October 7, 2017 Buffalo and Western Michigan tied the record for longest football game in NCAA history. The Broncos defeated the Bulls, 71-68, in seven overtimes at UB Stadium. (Tyler Mabry (left) and Drew Anderson pictured)



TEAM RECORDS

----- SINGLE-GAME TEAM OFFENSE -----

TOTAL OFFENSE

Plays _____ 115 _____ at Connecticut (10/4/97)
 Yards _____ 645 _____ vs. Western Michigan (10/7/17)
 Touchdowns _____ 10 _____ vs. Kent State (11/28/20)

TOTAL OFFENSE (BOTH TEAMS)

Plays _____ 193 _____ vs. Western Michigan (10/7/17)
 Yards _____ 1,375 _____ vs. New Haven (9/12/92)
 Touchdowns _____ 19 _____ vs. Western Michigan (10/7/17)

RUSHING

Attempts _____ 72 _____ vs. Hofstra (10/24/92)
 Yards _____ 515 _____ vs. Kent State (11/28/20)
 Touchdowns _____ 10 _____ vs. Kent State (11/28/20)

RUSHING (BOTH TEAMS)

Attempts _____ 115 _____ vs. Mercyhurst (10/28/89)
 Yards _____ 750 _____ vs. Kent State (11/28/20)

PASSING

Attempts _____ 71 _____ at Connecticut (10/4/97)
 Completions _____ 36 _____ at Toledo (11/12/13)
 Yards _____ 597 _____ vs. Western Michigan (10/7/17)
 Touchdowns _____ 7 _____ vs. Western Michigan (10/7/17)
 Interceptions _____ 6 _____ vs. Cortland (10/3/56)

PASSING (BOTH TEAMS)

Attempts _____ 100 _____ vs. Alfred (11/12/83)
 Completions _____ 59 _____ vs. Western Michigan (10/7/17)
 Yards _____ 866 _____ vs. Western Michigan (10/7/17)

SCORING

Points _____ 81 _____ vs. Hobart (1918)
 Touchdowns _____ 10 _____ vs. Kent State (11/28/20)
 Field Goals _____ 5 _____ vs. Toledo (11/1/03)

FIRST DOWNS

First Downs _____ 33 _____ vs. Northern Illinois (10/22/11)
 First Down Rushing _____ 25 _____ vs. Canisius (10/17/98)
 First Downs Passing _____ 23 _____ at Toledo (11/12/13)

FUMBLES

Fumbles _____ 9 _____ vs. Gettysburg (9/16/61)
 Fumbles Lost _____ 7 _____ vs. Hobart (10/8/55)

PENALTIES

Penalties Against _____ 17 _____ vs. Edinboro (9/27/93)
 Yards Penalized _____ 171 _____ vs. Frostburg State (10/15/86)

KICKOFF RETURNS

Kickoff Returns _____ 11 _____ vs. Boston College (11/7/70)
 Yards _____ 238 _____ vs. Findlay (9/6/87)

PUNT RETURNS

Punt Returns _____ 8 _____ vs. Norwich (10/30/82)
 Yards _____ 125 _____ at Miami (OH) (11/20/99)

----- SINGLE-GAME TEAM DEFENSE -----

TOTAL DEFENSE (LOWS)

Plays _____ 45 _____ vs. Mercyhurst (10/27/90)
 Yards _____ 84 _____ vs. Hofstra (10/24/92)
 Touchdowns _____ 0 _____ Numerous times

OPPONENT RUSHING (LOWS)

Attempts _____ 17 _____ vs. Hofstra (10/24/92)
 Yards _____ (-40) _____ vs. Hofstra (10/24/92)

OPPONENT PASSING (LOWS)

Attempts _____ 5 _____ vs. Lock Haven (11/16/95)
 Completions _____ 1 _____ vs. Buffalo St. (9/19/87); vs. UMass (10/14/95)
 Yards _____ 2 _____ vs. Ohio (11/3/01)
 Interceptions _____ 6 _____ Six times

SACKS

Sacks _____ 11 _____ at Akron (10/23/21)

PUNTING

Most Punts _____ 16 _____ Kent State (10/23/57)

----- LONGEST PLAYS -----

LONGEST RUSHING PLAY

- 95 (TD) _____ Ed Malanowicz _____ vs. Hobart (11/16/29)
- 92 (TD) _____ James Starks _____ at Miami (OH) (11/3/07)
- 92 (TD) _____ Mike Washington _____ at Bowling Green (10/8/22)**

LONGEST PASS PLAY

- 92 (TD) _____ Joe Licata to Devon Hughes _____ vs. Norfolk State (9/20/14)
- 91 (TD) _____ Mark Taylor to Jamie Gasparre _____ vs. Hofstra (11/2/96)
- 90 (TD) _____ Chazz Anderson to Ed Young _____ vs. Ohio (10/8/11)

LONGEST PUNT

- 86 _____ Dana Loucks _____ vs. Frostburg State (11/14/87)
- 81 _____ Bill Brogan _____ vs. Cortland State (10/3/59)
81 _____ Kyle Vantrease _____ at Nebraska (9/11/21)

LONGEST FIELD GOAL

- 55 _____ Alex McNulty _____ vs. Northern Illinois (11/17/21)**
- 54 _____ Gerald Carlson _____ vs. Edinboro (9/28/96)
- 54 _____ Alex McNulty _____ at Central Michigan (11/9/22)**
- 52 _____ Bernie Webber _____ vs. Canisius (10/8/83)
- 52 _____ Gerald Carlson _____ vs. Villanova (9/30/95)
- 52 _____ John Rachuna _____ vs. Miami (OH) (10/30/10)
- 52 _____ Jackson Baltar _____ vs. Temple (9/21/19)**
- 52 _____ Alex McNulty _____ vs. Holy Cross (9/10/22)**

LONGEST INTERCEPTION RETURN

- 90 (TD) _____ Gerry LaFountain _____ vs. Delaware (11/6/65)
- 89 (TD) _____ Bill Tipton _____ vs. Lehigh (9/21/96)
- 87 _____ Mike Lambert _____ vs. Western Michigan (10/5/02)

LONGEST FUMBLE RETURN

- 97 (TD) _____ James Patterson _____ at Bowling Green (10/8/22)
- 93 (TD) _____ Tyrone Hill _____ vs. Troy (12/22/18)
- 92 (TD) _____ Mike Newton _____ vs. Ball State (12/5/08)

LONGEST PUNT RETURN

- 94 (TD) _____ Drew Haddad _____ at Cornell (10/3/98)
- 86 (TD) _____ Jacob Martinez _____ vs. Albany (9/5/15)
- 83 (TD) _____ Andre Forde _____ vs. Lehigh (8/29/02)

LONGEST KICKOFF RETURN

- 100 (TD) _____ Judd Rosengrant _____ vs. Hobart (1926)
- 97 (TD) _____ Ernest Jackson _____ at Missouri (9/20/08)
- 96 (TD) _____ Devin Campbell _____ vs. Eastern Michigan (10/5/13)



THE LAST TIME

Last Shutout:

Oct. 19, 2019 – Buffalo 21, Akron 0

Last Time Shut Out:

Nov. 19, 2016 – at Western Michigan 38, Buffalo 0

Last Overtime Game:

Nov. 26, 2022 - vs. Kent State

Last Overtime Win:

Sept. 24, 2016 – vs. Army, 23-20 (OT)

Last Overtime Loss:

Nov. 26, 2022 - vs. Kent State, 30-27 (OT)

Last Kickoff Returned for a Touchdown:

Oct. 5, 2013 – Devin Campbell vs. Eastern Michigan (96 yds)

Last Punt Returned for a Touchdown:

Sept. 5, 2015 - Jacob Martinez vs. Albany (86 yds)

Last Interception Returned for a Touchdown:

Nov. 1, 2022 - Keyshawn Cobb at Ohio (26 yds)

Last Fumble Returned for a Touchdown:

Oct. 22, 2022 - Jahmin Muse vs. Toledo (72 yds)

Last 100 yard Rush Game:

Nov. 26, 2022- Matt Myers vs. Kent State (110 yds., 22 att.)

Last 200 yard Rush Game:

Nov. 28, 2020- Jaret Patterson vs. Kent State (409 yds., 36 att.)

Last 300 yard Rush Game:

Nov. 28, 2020- Jaret Patterson vs. Kent State (409 yds., 36 att.)

Last 400 yard Rush Game:

Nov. 28, 2020- Jaret Patterson vs. Kent State (409 yds., 36 att.)

Last UB Player To Score 5 or more rushing TDS/Game

Nov. 28, 2020 – Jaret Patterson vs. Kent State (8)

Last UB Player To Score 4 or more rushing TDS/Game

Nov. 28, 2020 – Jaret Patterson vs. Kent State (8)

Last UB Player To Score 3 or more rushing TDS/Game

Nov. 26, 2022 – Matt Myers vs. Kent State (3)

Last UB Rusher To Have 36 or More Carries In a Game

Nov. 28, 2020 – Jaret Patterson vs. Kent State (409 yards, 36 att.)

Last Time Two UB Rushers Have Gone Over 100 Yards:

Dec. 12, 2020 – Kevin Marks vs. Akron (182 yards, 15 att.)
Jaret Patterson vs. Akron (105 yds, 16 att.)

Last Player to Have 10 or More Catches in a Game:

Dec. 27, 2022 – Justin Marshall vs. Georgia Southern (11 rec., 127 yds)

Last 100 yd Receiving Game:

Dec. 27, 2022 - Justin Marshall vs. Georgia Southern (11 rec., 127 yds)
Quian Williams vs. Georgia Southern (5 rec., 100 yds)

Last 200 yd Receiving Game:

Oct. 30, 2018 – Anthony Johnson vs. Miami (OH) (8 rec., 238 yards)

Last Receiver To Catch 3 TDs In One Game:

Oct. 30, 2018 –Anthony Johnson vs. Miami (OH) (75, 20, 10)

Last Receiver To Catch 4 or More TDs In One Game:

Nov. 16, 2017 – Anthony Johnson at Ball State (21,14,11,56)

Last Time Two UB Receivers Have Gone Over 100 Yards:

Dec. 27, 2022 - Justin Marshall vs. Georgia Southern (11 rec., 127 yds)
Quian Williams vs. Georgia Southern (5 rec., 100 yds)

Last Time Three UB Receivers Have Gone Over 100 Yards:

Oct. 7, 2017 – Anthony Johnson vs. W. Michigan (11 rec., 195 yds)
Kamathi Holsey vs. Western Michigan (6 rec., 143 yds)
K.J. Osborn vs. Western Michigan (7 rec., 138)

Last 300 yd Passing Game:

Sept. 10, 2022 – Cole Snyder vs. Holy Cross (305)

Last 400 yd Passing Game:

Nov. 7, 2017 – Tyree Jackson vs. Bowling Green (406)

Last 500 yd Passing Game:

Oct. 7, 2017 – Drew Anderson vs. Western Michigan (597 yards)

Last Time a UB Quarterback Has Thrown 3 Touchdowns:

Dec. 2, 2022 – Cole Snyder vs. Akron (3)

Last Time a UB Quarterback Has Thrown 4 Touchdowns:

Nov. 10, 2020 – Kyle Vantrease vs. Miami (OH) (4)

Last Time a UB Quarterback Has Thrown 5+ Touchdowns:

Sept. 1, 2018 – Tyree Jackson vs. Delaware State (6)

Last Time a UB Quarterback Has Attempted 40 Passes:

Dec. 2, 2022 – Cole Snyder vs. Akron (23-of-44)

Last Time a UB Quarterback Has Completed 25 Passes:

Nov. 1, 2022 – Cole Snyder at Ohio (25-of-49)

Last Successful Two-Point Conversion:

Oct. 16, 2021 – Kyle Vantrease pass to Dylan McDuffie vs. Ohio

Last Defensive Two-Point Conversion:

Oct. 28, 2008 – Andrae Smith at Ohio on Kendric Hawkins blocked PAT

Last 50-Yard Plus Field Goal:

Nov. 9, 2022 – Alex McNulty at Central Michigan (54)

Last kicker to record four or more field goals in a game:

Sept. 17, 2022 – 4, Alex McNulty at Coastal Carolina (36, 47, 42, 26)

Buffalo recorded a safety:

Nov. 2, 2019 - Chibueze Onwuka sack in endzone at EMU

A UB player recorded two interceptions

Dec. 2, 2022 – Marcus Fuqua vs. Akron (2)

A UB player recorded three or more interceptions

Oct. 22, 2022 – Marcus Fuqua vs. Toledo (3)

A UB player forced two or more fumbles in a game

Sept. 18, 2021 – Taylor Riggins vs. Coastal Carolina (2)

A UB player recovered two or more fumbles in a game

Oct. 24, 2009 - Scott Pettigrew at Western Michigan (2)

A UB player recorded 15 or more tackles

Nov. 1, 2022 - James Patterson at Ohio (16 tackles)

A UB player recorded 20 or more tackles

Sept. 29, 2018 – Khalil Hodge vs. Army (20 tackles)

A UB player recorded two or more sacks in a game

Dec. 2, 2022 – Shaun Dolac vs. Akron (2.5)

A UB player recorded three or more sacks in a game

Oct. 23, 2021 – Kyler Laing at Akron (3.5)

A UB player blocked a field goal

Sept. 25, 2021 - C.J. Bazile at Old Dominion

A UB player returned a blocked field goal for a touchdown

Sept. 25, 2021 - C.J. Bazile at Old Dominion (90 yds)

A UB player blocked an extra point

Oct. 11, 2014 – Dalton Barksdale at Eastern Michigan

A UB player blocked a punt

Oct. 30, 2021 - Shaun Dolac vs. Bowling Green

Last blocked punt returned for a touchdown

Nov. 17, 2012 – Kyndal Minniefield at UMass (blocked by Adam Redden)

UB didn't attempt a punt in a game

Sept. 2, 2021 vs. Wagner



UB STADIUM PLAYER RECORDS

BUFFALO MARKS

Yards Rushing 409 (Jaret Patterson vs. Kent State - 11/28/20)
 Rushing Attempts 43 (Branden Oliver vs. Massachusetts - 10/19/13)
 Rushing Touchdowns 8 (Jaret Patterson vs. Kent State - 11/28/20)
 Yards Passing 597 (Drew Anderson vs. Western Michigan - 10/7/17)
 Passing Attempts 61 (Drew Anderson vs. Western Michigan - 10/7/17)
 Passing Completions .. 35, three times (last: Drew Anderson vs. WMU - 10/7/17)
 Touchdowns Thrown... 7 (Drew Anderson vs. Western Michigan - 10/7/17)
 Receptions..... 11 (Drew Haddad vs. Massachusetts - 10/18/97)
 11 (Anthony Johnson vs. Western Michigan - 10/7/17)
 Yards Receiving 195 (Anthony Johnson vs. Western Michigan - 10/7/17)
 Total Offense 610 yards (Drew Anderson vs. Western Michigan - 10/7/17)
 Points Scored 48 (Jaret Patterson vs. Kent State - 11/28/20)
 Punt Return Yards 86 (Jacob Martinez - 9/5/15)
 Kickoff Return Yards 132 (Naaman Roosevelt vs. C. Mich. - 11/24/06)
 Field Goals 4 (Dallas Pelz vs. Ohio - 10/25/03)
 Tackles 29 (Craig Guest vs. Maine - 10/7/95)
 Quarterback Sacks 4 (Duane Williams vs. Bowling Green - 9/23/00)

OPPONENT MARKS

Yards Rushing..... 264 (James Gilbert, Ball State - 10/15/16)
 Rushing Attempts..... 42 (Eric Flowers, Central Michigan - 10/9/99)
 Rushing Touchdowns 4 Nate Holley, Kent State - 10/8/16)
 4 (Terry Caulley, Connecticut - 9/20/03)
 4 (Eric Flowers, Central Michigan - 10/9/99)
 Yards Passing 455 (Byron Leftwich, Marshall - 10/13/01)
 Passing Attempts 63 (Tim Hiller, Western Michigan - 10/11/08)
 Passing Completions..... 42 (Tim Hiller, Western Michigan - 10/11/08)
 Touchdowns Thrown..... 5, five times (last: Jon Wassink, WMU - 10/7/17)
 Receptions..... 13 (Steve Busch, Cornell - 10/5/96)
 Yards Receiving 181 (Sean Schembra, Ball State - 10/21/00)
 Total Offense 461 (Byron Leftwich, Marshall - 10/13/01)
 Points Scored 24 (Terry Caulley, Connecticut - 9/20/03)
 24 (Eric Flowers, Central Michigan - 10/9/99)
 24 (Brian Klingerman, Lehigh - 9/17/94)
 24 (Jarvion Franklin, Western Michigan - 10/7/17)
 Field Goals..... 3 (Paul Savich, Central Michigan - 9/29/01)
 3 (John Rodin, Cornell - 10/5/96)
 3 (Matt Weller, Ohio - 10/8/11)

UB STADIUM LONGEST PLAYS

BUFFALO MARKS

Rush From Scrimmage..... 81 yards* (Jaret Patterson vs. BGSU - 11/29/19)
 Pass From Scrimmage . . 92 yards* (Joe Licata to Devon Hughes vs. Norfolk St. - 9/20/14)
 Punt Return: 86 yards* (Jacob Martinez vs. Albany - 9/5/15)
 Kickoff Return..... 96 yards* (Devin Campbell vs. E. Michigan - 10/5/13)
 Punt..... 79 yards (Gerald Carlson vs. Edinboro - 9/28/96)
 Field Goal..... 55 yards (Alex McNulty vs. Northern Illinois - 11/17/21)

*Touchdown

UB STADIUM TEAM RECORDS

BUFFALO MARKS

First Downs 31 (vs. Canisius - 10/17/98)
 Yards Rushing..... 515 (vs. Kent State - 11/28/20)
 Rushing Attempts..... 65 (vs. Canisius - 10/17/98)
 Yards Passing 597 (vs. Western Michigan - 10/7/17)
 Passing Attempts 61 (vs. Western Michigan - 10/3/15)
 Passing Completions... 35 (3 times last vs. Western Michigan - 10/7/17)
 Total Offense 683 yards (vs. Western Michigan - 10/7/17)
 Offensive Plays..... 99 (vs. Bowling Green - 10/30/21)

OPPONENT MARKS

First Downs 34 (vs. Kent State - 11/28/20)
 Yards Rushing..... 394 (Central Michigan - 10/9/99)
 Rushing Attempts... 68 (C. Michigan - 10/9/99 & W. Michigan - 10/7/17)
 Yards Passing 455 (Marshall - 10/13/01)
 Passing Attempts 63 (Western Michigan - 10/11/08)
 Passing Completions..... 42 (Western Michigan - 10/11/08)
 Total Offense 669 yards (Baylor - 9/12/14)
 Offensive Plays..... 101 (Toledo - 10/13/07)

TOP 10 UB STADIUM CROWDS

1. 29,795 vs. Temple (Aug. 31, 2006)
2. 29,013 vs. Syracuse (Sept. 11, 2004)
3. 24,714 vs. Baylor (Sept. 12, 2014)
4. 24,013 vs. Stony Brook (Sept. 14, 2013)
5. 23,671 vs. Army (Sept. 29, 2018)
6. 23,602 vs. Eastern Michigan (Oct. 5, 2013)
7. 22,918 vs. Ohio (Nov. 5, 2013)
8. 22,676 vs. Baylor (Sept. 22, 2007)
9. 22,658 vs. Rutgers (Aug. 30, 2001)
10. 22,189 vs. Stony Brook (Sept. 10, 2011)

TOP 10 HOME CROWDS

1. 29,795 vs. Temple (Aug. 31, 2006; UB Stadium)
2. 29,013 vs. Syracuse (Sept. 11, 2004; UB Stadium)
3. 26,226 vs. Bowling Green (Nov. 29, 2013; Ralph Wilson Stadium)
4. 26,126 vs. Colgate (Sept. 29, 1951; War Memorial Stadium)
5. 24,714 vs. Baylor (Sept. 12, 2014; UB Stadium)
6. 24,013 vs. Stony Brook (Sept. 14, 2013; UB Stadium)
7. 23,671 vs. Army (Sept. 29, 2018; UB Stadium)
8. 23,602 vs. Eastern Michigan (Oct. 5, 2013; UB Stadium)
9. 22,918 vs. Ohio (Nov. 5, 2013; UB Stadium)
10. 22,740 vs. Niagara (Oct. 7, 1950; War Memorial Stadium)

TOP 10 ROAD CROWDS*

1. 107,506 at Penn State (Sept. 15, 2007)
2. 104,136 at Penn State (Sept. 7, 2019)
3. 103,980 at Ohio State (Aug. 31, 2013)
4. 93,065 at Penn State (Sept. 12, 2015)
5. 92,446 at Georgia (Sept. 1, 2012)
6. 87,758 at Tennessee (Oct. 1, 2011)
7. 85,663 at Nebraska (Sept. 11, 2021)
7. 84,921 at Auburn (Sept. 23, 2006)
8. 80,850 at Wisconsin (Nov. 18, 2006)
9. 65,666 at Missouri (Sept. 20, 2008)

*Records are incomplete before 1961



The year was 1894. Fourteen University at Buffalo medical students got together, bought uniforms and practiced after classes, splitting time at Brown's Riding Academy on East North Street and John's Riding Academy on East Utica. After honing their skills carefully, avoiding remnants of horses that grazed their practice pastures, they put on their blue jerseys, tight pants, and leather boots and stepped onto a baseball field on East Ferry Street to face Hobart College. As they kicked off to the visitors, no one among those first UB football players could have foreseen the journey they were embarking upon. They were not merely kicking a football, they were kicking off UB's quest for intercollegiate competition.

UB's football program began modestly when the University, then a private institution consisting of schools of dentistry, law, medicine and pharmacy, formed an athletic association. The athletic association in turn started the first football program. That first team was led by captain A. B. Stein who was joined by founding members J.B. Crofts, Irving Johnson, William Potter, Gray McCutcheon, St. John Green and "Dinky" Johnson. During the first three years of its existence, the football team played squads from the University of Rochester and Hobart College and experienced little success, compiling a record of 0-2-4. Most importantly however, the team gained recognition from UB during this period when the University granted the team usage of an on-campus field for its home games.

UB football savored its first taste of success in 1897 when the team compiled a 7-0 record under manager E.J. Meyer and coach C.W. Dibble. Crowds began to flock to UB's home games, and in response the university moved many of the team's more popular contests to Civic Stadium in 1900.

The UB football bandwagon really gained momentum when the team played in an exhibition match at the 1901 Pan-American Exposition. UB played in front of a Chinese representative who "...did not understand much about the game, was delighted to see the sport." This high point was short-lived however, as UB was dealt a crushing 128-0 defeat by national powerhouse University of Michigan in what remains the worst defeat ever suffered by a UB squad. That loss seemingly was symbolic of the hard times to come as poor support and organization for the following two seasons forced UB's athletic association to cease football operations after the 1903 season.

Frank M. Pleasant awoke the hibernating UB football program in 1915 when he revitalized the program as the team's first full-time, professional head coach. UB adopted the Bison as its mascot that year and proceeded to a 3-3 record.

Art Powell took over the reins of the program in 1916, helping UB to improve with each season. UB football hit a peak in 1918 when the squad compiled a 3-1 record. The Bisons also enjoyed their most lopsided victory to date during the '18 campaign, an 81-0 defeat of Hobart.

The 1923 season brought many changes to UB's football program. James Batterson took over as head coach and the Bisons played their first

game at Rotary Field, dedicated by the Rotary Club of Buffalo. Dr. James Ailinger, a standout basketball player for UB and a member of the 1922 football team, recalled UB's humble facilities on opening day at Rotary Field.

"The first season we played here we had to dress up in Hayes Hall and run to the field," said Ailinger. "In between there was a farm, so we had to run through potato and vegetable fields to reach the stadium. Only the end zone was marked. There were stones everywhere and the end zone on the side near the present medical school was six feet higher than the other side. Winning the toss was important because we could choose to play uphill or downhill."

UB struggled the first season in its new home, compiling a 1-5 record. The six seasons that followed under head coaches James Bond (1923) and Russell Carrick (1924-28) were rather bleak as well. The Bisons did not have a winning season over that period, tallying a record of 7-36-3. By 1929 it was quite evident that UB's football program desperately needed resuscitation once again. The man to jump start UB was head coach Jay "Biffy" Lee, former roommate at Notre Dame of legendary coach Knute Rockne. Some of Rockne's majestic motivation must have rubbed off

as Lee led UB to a 5-2 record in what would be the Bisons' only winning campaign in 16 seasons. Lee upgraded UB's schedule during the following two seasons and the Bisons' record suffered once again as they fell to squads from Fordham, Carnegie Tech, Dartmouth and the Notre Dame B team.

In 1931, the team changed its mascot to the Bull in order to distinguish UB from the professional teams in the Queen City.

Jim Peelle was hired as the 12th head coach in Bulls' history in 1936 with the burden of ending six consecutive losing campaigns. Peelle rejuvenated the program by notching five victories against three losses in his inaugural season. That success was short-lived however, as UB failed to post another winning

season until 1942 when Peelle's squad went 6-2 once again with impressive victories over Hobart, St. Lawrence and Johns Hopkins.

UB heeded the call of its nation after the 1942 season by suspending all intercollegiate athletics due to the country's involvement in World War II. The Bulls returned to the field in 1946 and staged their second consecutive winning season for the first time since 1899. Civic Stadium became the home site for all UB home games in 1946, a relationship which lasted until 1954.

Frank Clair was hand-picked by Peelle to be his replacement in 1948. Clair extended UB's consecutive winning seasons mark to five during his two-year stint. The highlight of Clair's tenure was a 48-13 victory over the heavily-favored Louisville Cardinals.

The Canadian Football League lured Clair away in 1950 and UB Athletic Director Jim Peelle brought back a familiar face to lead the Bulls, former head coach James Wilson. Despite severe cutbacks in the football program's budget and mediocre seasons, the Bulls drew 26,126 fans to

HISTORY OF UB FOOTBALL





Civic Stadium, setting a single-game attendance record, in a 47-13 loss to Colgate.

In 1955, Clifford C. Furnas was named Chancellor of the University and instituted a five-year plan aimed at upgrading UB's athletic programs. Richard "Dick" Offenhamer was tabbed to lead the Bulls back to respectability and did so by posting a 4-4-1 record in his initial season. Fran Woidzik, a standout on the 1955 squad, went on to become the first Bull to be taken in the National Football League draft. Offenhamer's first season was a prelude of good things to come for the Bulls, as he would end his career with UB's best career winning percentage.

The year 1958 will forever be remembered as one of the greatest seasons in UB football history. On the strength of an 8-1 record that included victories over Harvard and Columbia, UB claimed the prestigious Lambert Cup, emblematic of Eastern small college supremacy. Team captains Nick Bottini and Lou Reale accepted the award on the Ed Sullivan Show on December 14 of that year before a national audience. The Bulls also earned an invitation to the Tangerine Bowl in Orlando, Florida but declined the offer to protest the discriminatory policies of the bowl's stadium, which refused to allow black athletes to compete on its field.

After posting an 8-1 record and finishing second in the Lambert Cup competition to Delaware in 1959, UB moved up to University Division status in 1960.

UB football made great strides in the early 1960s with stars like quarterback John "Long John" Stofa and defensive tackle Gerry Philbin. Stofa rewrote UB's passing records during his career while Philbin was named to the All-East team and played in the North-South and Coaches All-American post-season games. Both Stofa and Philbin would go on to play in the NFL following their UB careers.

UB reached another pinnacle in 1962, being recognized as "major" by the NCAA. UB also received attention in 1964 when its contest at Boston University was televised to a national audience.

Doc Urich handled UB's coaching duties for the 1966-68 seasons after Offenhamer stepped down. Urich guided UB to its finest season at the "major" level with a 7-3 record, losing only to Iowa State, Boston College and Villanova.

Bob Deming took over as head coach for the 1969 and '70 seasons and led the Bulls to wins over Boston College and Villanova in 1969. In 1970, ABC-TV regionally televised a 16-0 UB victory over Holy Cross at Rotary Field in the only game in UB history to be broadcast from Buffalo by a major network.

The black day in UB football history came in January of 1971 when due to expenses and the political climate on campus, football was dropped as a varsity sport.

In the fall of 1977, with the support of students, alumni and administration, UB restarted its football program with head coach Bill Dando at the reins. UB played four games in that first season, playing RIT to a 7-7 tie in its very first game back, the last tie in UB school history.

The Bulls built back to respectability quickly and did not have a losing season from 1980-1984, posting a 30-21 record.

In 1985, UB moved to the greener pastures of the Amherst Campus and the 4,000-seat UB Stadium. The Bulls defeated Villanova, 29-27, in Philadelphia in 1986 and once again talk of a possible upgrade of UB's program was alive.

New University President Steven Sample appealed to the Intercollegiate Athletics Board (IAB) in 1985 to upgrade UB to Division I-AA status. The IAB granted that request and after approval by the SUNY system in February of 1986, the "Run to Division I" had begun.

Former UB great Sam Sanders was hired in 1990 to replace Bill Dando and lead the Bulls from Division III and into the spotlight of Division I. After two rebuilding years under Sanders, the program took a hard hit when the head coach was forced to step down for medical reasons. Jim Ward, UB's offensive coordinator under Sanders, became the 20th head



coach of the University at Buffalo's football program in 1992.

Under the direction of Athletic Director Nelson E. Townsend with the strong support of University President William R. Greiner, UB completed its "Run to Division I" on September 4, 1993, playing its first game at the Division I level in more than 20 years against the University of Maine. UB unveiled its \$22 million, 16,500-seat UB Stadium on the Amherst Campus, site of the 1993 World University Games. In front of 14,179 fans, the Bulls put on quite a show, taking the lead with 51 seconds remaining in the contest. Maine spoiled UB's return, however, scoring a last-second touchdown to earn a 31-27 win.

In January of 1995, the Bulls came full circle when they hired UB alum Craig Cirbus ('80), who had spent the previous 11 years as an assistant under legendary coach Joe Paterno at Penn State.

A few months later, the Bulls wowed Western New York when they announced that they would be heading to Division I-A and the Mid-American Conference in 1999.

The 1996 season will go down as one of the finest in school history. The Bulls finished 8-3 on the season, earning the first Top 25 ranking in school history and earning Cirbus I-AA Independent National Coach of the Year honors. In addition, three Bulls (Ed Ellis, Craig Guest and Gerald Carlson) signed NFL contracts with Ellis being picked in the 4th round by the New England Patriots.

In 1999, UB rejoined the ranks of major college football with its entrance into the Mid-American Conference. The Bulls were back in the big-time for the first time in nearly 30 years.

The Bulls earned their first Division I-A victory in 30 years on September 23, 2000 when they nipped Bowling Green, 20-17, at UB Stadium. Buffalo would go on to defeat Kent State and finish 2-4 in the MAC East in 2000.

On November 30, 2000 Athletic Director Bob Arkeilpane announced the hiring of Jim Hofher as the 22nd head football coach in UB history. Hofher brought with him to Buffalo 22 years of Division I coaching ex-



perience, including stints as an assistant at Tennessee, Syracuse and North Carolina and eight years as head coach at Cornell University.

On December 16, 2005 Athletic Director Warde Manuel announced that Turner Gill, who was part of three national championships as a coach at the University of Nebraska and a Heisman Trophy finalist as a player, agreed to a five-

year contract to become the 23rd head football coach at the University at Buffalo. In his first season with the Bulls, UB scored 220 points, the most by a Buffalo team since moving to I-A.

Buffalo had its most successful season since returning to the Division I-A ranks in 2007. The Bulls finished the year 5-7 overall and 5-3 in the Mid-American Conference for a share of the East Division regular season title. Turner Gill was named MAC Coach of the Year and a UB record eight players were named to the All-Conference Team. Junior quarterback Drew Willy completed a school-record 258 passes and had the highest pass efficiency rating in school history and sophomore running back James Starks became the Bulls' first 1,000-yard rusher in the I-A era with 1,103 yards.

On December 5, 2008 the Bulls defeated 12th-ranked and undefeated Ball State to win the MAC Championship for the first time in school history.

The Bulls had an 8-6 record in 2008. The eight wins were the most in the Bulls' Division I-A era and one shy of the school record for wins in a season.

The 2008 season featured one of the most explosive offenses in school history. Gill, who handled the play calling, commanded an offense that scored a school-record 424 points. Quarterback Drew Willy threw for a school-record 3,304 yards and 25 touchdowns, running back James Starks ran for a school-record 1,333 yards and 16 touchdowns and wideout Naaman Roosevelt established school records of 104 receptions, 1,402 yards and 13 touchdowns.

The Bulls played in their first ever bowl game when they faced off against Connecticut in the 2009 International Bowl.

The Bulls finished 2009 season 5-7 and featured an offense that averaged 405 yards per game - the highest average in UB's Division I-A era. Numerous Bulls wrapped up record-breaking careers. Although he missed the entire season with a shoulder injury, Starks finished his career as the school record holder for rushing (3,140 yards) and rushing touchdowns (34). He was selected by the Green Bay Packers in the sixth round of the NFL Draft. Naaman Roosevelt set the school record for receptions (268) and receiving yards (3,551) and signed with the Buffalo Bills.

Jeff Quinn was hired as Buffalo's 24th head coach on December 22, 2010. Quinn has produced record-breaking offenses throughout his 27-year college coaching tenure and has won conference and national championships at his last three stops, including five conference crowns in the past eight seasons. He most recently spent three seasons as the offensive coordinator at Cincinnati.

In 2010, Davonte Shannon broke the school record for career tackles with 461 enroute to being named to the All-MAC First Team for the fourth straight year. He became just the fourth player in the history of the Mid-American Conference to earn that distinction. Cornerback Josh Thomas was selected in the fifth round (143rd pick) of the NFL Draft by the Dallas Cowboys.

in 2011, Branden Oliver rushed for a school-record 1,395 yards and added 13 touchdowns en route to earning first-team All-MAC honors. Chazz Anderson transferred from Cincinnati to play his final season at Buffalo. The UB signal caller threw for 2,454 yards and 11 touchdowns on the year. He set a single-game school record with 35 completions against Northern Illinois (10/22). Khalil Mack ranked third in the nation in tackles for loss with 20.5.

The Bulls had a strong finish to the 2012 campaign by winning three of the final four games. Using a plethora of running backs, the Bulls rushed for 2,120 yards - the third highest total in school history. Khalil Mack was named All-MAC First Team for the second straight year in a season in which he set the school record for career tackles for loss (56) and forced fumbles (11).

UB had one of its finest seasons as a Division I-A program in 2013. The Bulls went 8-5, including a 6-2 record in the MAC. It was their most MAC wins since joining the conference in 1999. UB advanced to the Famous Idaho Potato Bowl for just its second ever bowl appearance in school history.

Branden Oliver finished his career as the Bulls all-time leading rusher with 4,409 yards. Alex Neutz broke the school record for career touchdown receptions with 31. And then there was Khalil Mack. The All-American linebacker broke the NCAA record for career forced fumbles with 16 and tied the NCAA mark for career tackles for loss with 75. He went on to become the Bulls' highest drafted player in school history as he was picked fifth overall by the Oakland Raiders in the 2014 NFL Draft.

Anthone Taylor rushed for 1,403 yards in 2014 - the second-highest single-season effort in school history. Lance Leipold was named the 25th UB football head coach on Dec. 1, 2014. Kristjan Sokoli was selected in the sixth round of the 2015 NFL Draft by the Seattle Seahawks.

The Bulls went 5-7 under first-year head coach Lance Leipold. Quarterback Joe Licata capped off his stellar career by setting nine different school passing records, including career passing yards (9,485) and career touchdown passes (76).

In 2016, Jordan Johnson rushed for over 1,000 yards on the season, including a then school-record 282 yards in a game vs. Akron. Linebacker Khalil Hodge finished the season with 123 tackles, just two shy of the FBS-era record for a single season.

The Bulls won the final three games of the 2017 season to finish 6-6 and earn bowl eligibility for just the third time in school history. In his first season at UB, junior wide receiver Anthony Johnson burst onto the scene with 76 catches for 1,356 yards and a school-record 14 touchdowns.





Linebacker Khalil Hodge set an FBS-era record with 154 tackles on the year.

2018 was arguably the best season in the FBS era. The Bulls won a school-record 10 games, including a 7-1 mark in conference play - their best since joining the MAC in 1999. Buffalo played in the MAC Championship game for the second time in school history, dropping a 30-29 heartbreaker to Northern Illinois. UB played in its third bowl game in program history, falling to Troy, 42-32, in the Dollar General Bowl. Quarterback Tyree Jackson was named the MAC Offensive Player of the Year - the first time a UB player won the award.

Even with the departure of key personnel, the 2019 season proved to be a special one for the Bulls. UB finished with a record of 8-5 and finished the campaign by winning six of its last seven games, including a 31-9 victory over Charlotte in the Bahamas Bowl for the school's first bowl game victory. Sophomore running back Jaret Patterson set single-season school records with 1,799 yards rushing and 19 rushing touchdowns and paced a rushing attack that set a school record with 3,256 yards. A program-record 12 players were named to the All-MAC team.

The 2020 campaign was shortened due to the COVID-19 pandemic. However, once the season started in early November, the Bulls quickly established themselves as one of the best teams in the MAC. UB blazed through the regular season a perfect 5-0 and even made an appearance in the Top 25 for the first time in program history. The Bulls lost to Ball State in the MAC Championship game, but rebounded to win their second bowl game in as many years, defeating Marshall, 17-10, in the Camellia Bowl. Jaret Patterson was the story of the 2020 season. The junior running back rushed for 1,072 yards and 19 touchdowns in only six games. He led the nation in rushing average (178.7 ypg) and eclipsed 1,000 yards in his fifth game, tying the FBS record for earliest game to reach 1,000 yards. He was the MVP of the MAC and earned All-America honors.

Maurice Linguist was named the 26th head coach in program history on May 8, 2021. He led the Bulls to a 4-8 record in his first season. Running back Dylan McDuffie rushed for 1,049 yards and 11 touchdowns on the year.

The Bulls went 7-6 in 2022 and won their third bowl game in program history, a 23-21 victory over Georgia Southern in the Camellia Bowl. Safety Marcus Fuqua led the nation in interceptions with seven en route to becoming just the third player in program history to be named an AP All-American. Kicker Alex McNulty made a school record 24 field goals and was named MAC Special Teams Player of the Year.



KHALIL MACK



2019 BAHAMAS BOWL CHAMPIONS

INSIDE THE NUMBERS ... OVER 100 YEARS OF UB FOOTBALL

MILESTONE GAMES

| | | |
|---------------------------|-------|--|
| 1st game | _____ | 1894 vs Hobart (Hobart 12, UB 6) |
| 50th game | _____ | 1915 vs Rochester (UB 7, Rochester 3) |
| 100th game | _____ | 1922 vs Hobart (Hobart 27, UB 10) |
| 200th game | _____ | 1936 vs Alfred (UB 27, Alfred 0) |
| 300th game | _____ | 1951 vs Bucknell (Bucknell 62, UB 32) |
| 400th game | _____ | 1963 vs Gettysburg (UB 34, Gettysburg 0) |
| 500th game | _____ | 1980 vs Brockport (UB 14, Brockport 13) |
| 600th game | _____ | 1989 vs Mercyhurst (UB 45, Mercyhurst 6) |
| 700th game | _____ | 1999 vs. Ohio (Ohio 45, UB 6) |
| 800th game | _____ | 2007 vs. Kent State (UB 30, Kent State 23) |
| 900th game | _____ | 2016 vs. Nevada (Nevada 38, UB 14) |
| 1st win | _____ | 1897 vs. Hobart (28-0) |
| First overtime win | _____ | 2000 vs Kent State (UB 20, KSU 17) |
| 50th win | _____ | 1925 vs Alfred (6-0) |
| 100th win | _____ | 1947 vs Niagara (27-14) |
| 200th win | _____ | 1967 vs Delaware (38-19) |
| 300th win | _____ | 1997 vs. Delaware State (40-30) |
| 400th win | _____ | 2022 vs. Miami (OH) (24-20) |

RECORD BY DECADE

| | | |
|--------------|-------|-------------------|
| 1894-99 | _____ | 18-3-4 |
| 1900-03 | _____ | 10-10-3 |
| 1915-19 | _____ | 13-18-3 |
| 1920-29 | _____ | 16-49-5 |
| 1930-39 | _____ | 23-49-4 |
| 1940-49 | _____ | 39-18-2 |
| 1950-59 | _____ | 43-39-2 |
| 1960-69 | _____ | 52-39-4 |
| 1970-79 | _____ | 9-23-1 |
| 1980-89 | _____ | 52-50-0 |
| 1990-99 | _____ | 30-77-0 |
| 2000-09 | _____ | 30-88-0 |
| 2010-19 | _____ | 53-70-0 |
| 2020-present | _____ | 17-15-0 |
| Total | _____ | 405-548-28 |



EARLY YEARS

1846 - UB founded as a medical school.

1894 - Athletic Association founded, football play begins. UB falls to Hobart, 12-6, in first-ever game. UB finishes season 0-1-1.

1897 - UB finishes with a 7-0 record, its only undefeated season to date.

1903 - Program canceled due to lack of personnel, money and leadership.

1915 - Program is reinstated. Frank M. Pleasant becomes UB's first professional full-time coach.

1930s

1930 - Rotary Field dedicated by The Rotary Club of Buffalo.


1931 - Local pro teams adopt "Bisons" nickname. UB takes the "Bulls" moniker.

1935 - Jim Peelle, former All-Big Ten quarterback, named head coach after the season.

1936 - In his first season at the helm, Peelle goes 6-3.

1940s

1943 - University's Policy and Coordination Committee votes to suspend all intercollegiate athletics for the duration of World War II.



One of the best running backs in school history, Willie Evans rushed for 1,150 yards and averaged 7.1 yards per carry over his final two seasons.



UB's first football team in 1894

1946 - Football returns. Team goes 7-2, playing all home games at Civic Stadium.

1947 - Football earns regional respect, posting an 8-1 record and outscoring opponents 258-87.

1948 - Peelle retires from football to concentrate on duties as Athletic Director; new coach Frank Clair leads Bulls to a 6-1-1 record.

1949 - Squad goes 6-3, post-war record is 27-8-1.

1950s

1951 - UB goes 4-4, drawing a record crowd of 26,126 in a 47-13 loss to Colgate at Civic Stadium.

1955 - Dick Offenhamer named head coach. New UB Chancellor Dr. Clifford Furnas institutes five-year plan to upgrade athletics. Bulls return to Rotary Field for home games.

1958 - Team goes 8-1, wins Lambert Cup for small eastern college supremacy, beating Harvard and Columbia. Bulls receive Tangerine Bowl bid, but Peelle declines because black players were not welcome. Offenhamer named National Coach of the Week after win over Columbia.

1959 - Another standout 8-1 season; Bulls are second to Delaware in Lambert Cup voting.

1960s


1960 - UB moves up to University Division status. Team goes 4-6.

1961 - First annual East-West All-America football game played at War Memorial Stadium. Quarterback John Stofa, who would later play for the Miami Dolphins and Cincinnati Bengals,

was the game's Most Valuable Player.

1962 - UB recognized as "Major" by the NCAA. Team goes 6-3.

1963 - UB becomes part of the SUNY system; squad finishes 5-3-1. Defensive tackle Gerry Philbin became first modern Bull to be named All-East and played in the North-South and Coaches All-America post-season games before being drafted by the New York Jets where he was an All-AFL selection and played on the 1969 World Champion team.



Following a standout career at UB, quarterback John Stofa went on to play for the Miami Dolphins and Cincinnati Bengals.



1964 - Team goes 4-4-1; game at Boston University is televised nationally.

1966 - Offenhamer resigns; former Notre Dame assistant to legendary Ara Parseghian, Richard W. (Doc) Urich is named head coach.

1968 - Team goes 7-3, ranked 9th in Lambert Cup voting.

1969 - Bob Deming, a 10-year assistant under Offenhamer, becomes head coach. Squad goes 6-3.

1970s

1970 - Buffalo's last season in "Big Time" football for over 20 years. ABC refuses to show UB Marching Band's halftime protest of the Vietnam War on its coverage of the UB-Holy Cross game.

1971 - Financial problems forced the school to drop the program in January.

1977 - The program is reinstated at the Division III level with student, alumni and faculty support; squad goes 0-3-1 under new coach Bill Dando.

1980s

1983 - UB earns an 8-2 record, its best since 1959. Quarterback Marty Barrett is named Upstate NY Player of the Year.

1986 - In one of the most successful campaigns in the program's history, the Bulls post a 9-2 record. Bulls ranked as high as No. 15 in national polls.

1990s

1990 - Sam Sanders replaces Dando who leaves as UB's all-time winningest coach. Team goes 2-8.

1992 - Sanders forced to retire due to medical reasons. Offensive coordinator Jim Ward named head coach. Schedule upgrade continues, featuring a number of Division I-AA opponents. Team posts a 4-6 record, and set seven offensive records, including most points in a season (319).

1993 - Bulls return to Division I for the first time in over 20 years. 14,179 fans witness season opener in New UB Stadium.

1995 - In January, the University names UB alum Craig Cirbus ('80) as their 21st head coach. Later that summer, Director of Athletics Nelson Townsend announces that UB will be moving to Division I-A football in the Mid-American Conference in 1999.

1996 - The Bulls finish the regular season 8-3, the most wins against a Division I schedule since 1959. The Bulls are ranked in the Top 25 as a Division I program for the first time in school history on Nov. 18. Head coach Craig Cirbus is named the Division I-AA Independent Coach of



The Bulls played at Rotary Field on what is now UB's South Campus until 1984.

the Year. Ed Ellis (fourth round to New England Patriots) becomes the first Bull in modern Division I era to be drafted.

1998 - UB surpasses NCAA mandated attendance count by averaging nearly 20,000 fans per game to gain admission to Division I-A football and the Mid-American Conference.

1999 - The Bulls join the MAC and begin play in the newly-expanded 31,000-seat UB Stadium, bringing I-A football to WNY. All-time leading receiver Drew Haddad selected in seventh round by Buffalo Bills.

2000s

2000 - Buffalo posts its first victory over a Division I-A opponent since 1970 when the Bulls score a dramatic 20-17 come-from-behind win over MAC rival Bowling Green on Sept. 23, 2000. After the season, Athletic Director Bob Arkeilpane appoints Jim Hofher (Cornell, '79) as the 22nd head coach in UB football history.

2001 - The Bulls score one of the historic wins in school history with a 26-19 win at Army one week after posting their first Mid-American Conference shutout with a 44-0 win over Ohio.

2002 - Buffalo earns its first-ever victory over a Bowl Championship Series (BCS) team when it posts a shocking 34-11 win at Rutgers of the Big East.

2005 - The Bulls win at Kent State, 10-6, for their

first Mid-American Conference road victory. Following the season, Athletic Director Warde Manuel appoints Turner Gill as the 23rd head coach in UB football history.

2006 - New head coach Turner Gill led the Bulls to a 2-10 record with wins over Temple and division-leading Kent State. The Bulls scored the most points in a season (220) since moving to



Ed Ellis was the first UB player in the modern Division I era to be drafted, picked by the New England Patriots in 1997.



Division I-A. Buffalo also scored the most points (201) of any team in the MAC East Division.

2007 - UB had its best season since returning to Division I-A by finishing the season 5-7 overall and 5-3 in the MAC for a share of the MAC East Division regular season title. Turner Gill was named MAC Coach of the Year. A UB record eight players were named All-MAC, including James Starks who became the Bulls' first 1,000-yard rusher in the I-A era with 1,103 yards.

2008 - Bulls have most successful season in Division I history. Finish the year 8-6, win the MAC Championship and play Connecticut in the International Bowl for first bowl appearance in school history. Quarterback Drew Willy finishes career by breaking nearly every school passing record. Only a junior, James Starks breaks the school record for career rushing with 3,142 yards. Naaman Roosevelt records 104 catches on the season - one shy of the Mid-American Conference record.

2009 - The Bulls finished 5-7 and featured an offense that averaged 405 yards per game - the highest average in UB's Division I-A era. Naaman Roosevelt set the school record for career receptions (268) and receiving yards (3,551). Davonte Shannon became the first UB player to be a three-time All-MAC First Team selection. Following the season, Athletic Director Warde Manuel appoints Jeff Quinn as the 24th head coach in UB football history.

2010s

2010 - New head coach Jeff Quinn leads the Bulls to a 2-10 record. Davonte Shannon broke the school record for career tackles with 461 en route to being named to the All-MAC First Team for the fourth straight year. Josh Thomas was selected by the Dallas Cowboys in the fifth round of the NFL Draft.

2011 - Branden Oliver rushed for a school-record 1,395 yards on the season. Khalil Mack ranked third in the nation in tackles for loss with 20.5. Both players earned first-team All-MAC honors.

2012 - The Bulls finished the season strong by winning three of the final four games and went 4-8 overall. Steven Means was selected by the Tampa Bay Buccaneers in the fifth round of the NFL Draft.

2013 - UB went 8-5 and played San Diego State in the Famous Idaho Potato Bowl for just its second ever bowl game. Running back Branden Oliver broke both the single season (1,535) and career (4,049) rushing records. Record seven Bulls were named All-MAC, including five to the First Team. Linebacker Khalil Mack earned All-American honors and was selected fifth overall by the Oakland Raiders in the NFL, becoming UB's highest ever NFL draft pick.

2014 - In a season in which the Bulls went 5-6, Anthonie Taylor rushed for 1,403 yards - the second best single-season effort in school history. Joe Licata broke the single season (29) and career (60) passing touchdown school



In 2018, Tyree Jackson became the first UB player to be named MAC Offensive Player of the Year.

record. Kristjan Sokoli was selected in the 5th round of the NFL Draft by the Seahawks. Following the season, Athletic Director Danny White named Lance Leipold the 25th head coach in program history.

2015 - Under first-year head coach Lance Leipold, the Bulls finished 5-7. It was the most wins by a first-year head coach since Bob Deming won six games in 1969. Joe Licata finished his career holding numerous passing records, including career passing yards (9,485) and passing touchdowns (76). Matt Weiser was named an Academic All-American after shattering the single-season school record for receptions (63) and receiving yards (625) by a tight end.

2016 - Jordan Johnson rushed for a school-record 282 yards in a win over Akron. Mason Schreck had 651 receiving yards - the most ever by a tight end in school history. Schreck was selected in the 7th round of the NFL Draft by the Cincinnati Bengals.

2017 - UB went 6-6 and earned bowl eligibility for just the third time in school history. Anthony Johnson ranked second in the nation in receiving, averaging 113 yards per game and scored a school-record 14 touchdowns. Linebacker Khalil Hodge ranked second in the nation in tackles with 154 - a school record in the Bulls' FBS era.

2018 - The Bulls won a school-record 10 games, finishing with a 10-4 record. They won the MAC East Division and earned a spot in the MAC title game for the second time in school history - losing to Northern Illinois, 30-29. UB played Troy in the Dollar General Bowl, the team's third bowl



The signature play of the 2008 MAC Championship Game was a fumble returned 93 yards for a touchdown by game MVP Mike Newton to help lead the Bulls to an upset win over #14 Ball State.



UB FOOTBALL HISTORY

2023 BUFFALO FOOTBALL

appearance in program history. Quarterback Tyree Jackson was named MAC Offensive Player of the Year and running back Jaret Patterson was named MAC Freshman of the Year.

2019 - The Bulls made history by winning their first ever bowl game, defeating Charlotte, 31-9, in the Bahamas Bowl. Jaret Patterson set a school-record by rushing for 1,799 yards on the season. UB ranked second in the nation in sacks allowed (8) and fourth in the country in rushing defense (94.2). A school-record 12 Bulls were named to the All-MAC team.

2020 - In a COVID-19-shortened season, the Bulls went 5-0 to win the MAC East Division and earn a spot in the MAC Championship Game. Despite losing to Ball State in the title game, UB rebounded to defeat Marshall in the Camellia Bowl for their second straight bowl win. The Bulls were ranked nationally for the first time in program history, reaching as high as 23rd in the AP poll. Jaret Patterson rushed for 409 yards (second in NCAA history) and eight touchdowns (tied NCAA record) against Kent State. Defensive end Malcolm Koonce was drafted in the third round (79th) by the Las Vegas Raiders.

2021 - On May 8, 2021 Athletic Director Mark Alnutt introduced Maurice "Mo" Linguist as the 26th head coach in program history. The Bulls went 4-8 in his first season.

2022 - In only his second season at Buffalo, Linguist led the Bulls to a 7-6 record and a victory over Georgia Southern in the Camellia Bowl for the third bowl win in program history. Safety Marcus Fuqua led the nation in interceptions with seven en route to being named a Associated Press All-American. Linebacker Shaun Dolac set a school record with 90 solo tackles that were also tops in the country. Alex McNulty made a school-record 24 field goals and was named the MAC Special Teams Player of the Year.



Jaret Patterson rushed for a school and MAC-record 409 yards and tied an NCAA record with eight touchdowns against Kent State on Nov. 28, 2020.



UB Athletic Director Mark Alnutt (left) introduced head coach Maurice Linguist on May 9, 2021



2008 INTERNATIONAL BOWL

JANUARY 3, 2009 • TORONTO, ONTARIO



TORONTO, ONTARIO - The University at Buffalo's magical 2008 season was derailed by a powerful Connecticut team that was able to dominate both lines of scrimmage en route to a 38-20 win over the Bulls at the third annual International Bowl at Rogers Centre. The game was played in front of an International Bowl record 40,184 fans, of which roughly 30,000 were wearing the Royal Blue and White of the Bulls.

The Bulls late-season magic seemed to be ready to carry into 2009 when Buffalo used five UConn turnovers to race to a 20-10 first-half lead. However, the Huskies (8-5) scored the last 28 points of the game behind 261 yards by the nation's leading rusher, Donald Brown, to subdue the Bulls.

Buffalo (8-6) still had an opportunity to win in the game's final minutes, but a pass by senior quarterback Drew Willy was broken up in the end zone and returned 100 yards for a score by Dahan Deleston with 2:15 remaining. The loss did not dampen head coach Turner Gill's feelings about his team.

After falling behind to the Huskies, 10-3, early in the second quarter, the Bulls' late-season propensity for forcing turnovers showed itself again in a huge way, leading to Buffalo scoring on three straight possessions.

The Bulls first big break came when freshman punter Peter Fardon boomed a 54-yard punt that was mishandled by Jasper Howard into his own end zone where Buffalo freshman Ray Anthony Long fell on it for his first career touchdown. That tied the score 10-10 with 11:36 left in the half.

The very next possession, UConn quarterback Tyler Lorenzen was sacked by UB's Anel Montanez and Andrae Smith, with the ball coming loose and being recovered by defensive end Jerry Housey at the UConn 18-yard line.

The Bulls, however, had to settle for a 29-yard field goal by sophomore A.J. Principe that gave Buffalo its second lead at 13-10 with 8:22 left before half.

The magic continued on the ensuing kickoff, when UConn's Robbie Frey fumbled the kickoff into his endzone, was crunched by linebacker Justin Winters at the six-yard line and coughed up the ball, recovered by UB's John Syty at the Huskies four-yard line.

One play later, junior tailback James Starks ran over a Huskie defender at the one-yard line to put Buffalo up 20-10 – after the PAT – with 7:55 left in the second quarter.

In that incredible sequence, UB scored 17 points in 3:41 of game time while running four offensive plays.

The game's momentum, however, began to swing back to the Connecticut side late in the first half. That's when Brown, on a first-and-10 from the UConn 12-yard line, busted a 75-yard run to the UB 13-yard line. Lorenzen scored on the game's next play and cut the Buffalo lead to 20-17 at intermission.

For the remainder of the game, UConn's stout defense and outstanding offensive line would dominate, allowing the Huskies to rush for 358 yards in the game. The Bulls, meanwhile, would suffer through their worst offensive performance of the year. UConn held Starks to just 46 yards on 24 touches (13 carries, 11 receptions), while Willy finished 29-of-43 for 213 yards, but was held without a touchdown pass for just the second game this season.

Flanker Naaman Roosevelt capped an incredible campaign with eight receptions for 90 yards, becoming the first UB receiver to ever record 100 catches in a season – finishing just one away from the all-time MAC record with 104 catches for 1,402 yards – both easily UB school records.

The Bulls defense, which played valiantly by forcing four fumbles – was paced by sophomore Davonte Shannon who had 15 tackles – one for loss – including 10 solo stops and added his first career blocked kick. Winters added eight tackles and a forced fumble, while Montanez had three tackles, a half-sack, a two forced fumbles and a fumble recovery.

| | 1 | 2 | 3 | 4 | F |
|--------------------|----------|-----------|----------|-----------|-----------|
| Buffalo | 0 | 20 | 0 | 0 | 20 |
| Connecticut | 7 | 10 | 7 | 14 | 38 |

SCORING SUMMARY

- UB- Principe, A.J. 38 yd field goal
- UC- Brown, Donald 45 yd run (Teggart, Dave kick)
- UC- Teggart, Dave 32 yd field goal
- UB- Long Ray Anthony 0 yd fumble recovery (Principe, A.J. kick)
- UB- Principe, A.J. 29 yd field goal
- UB- Starks, James 4 yard run (Principe, A.J. kick)
- UC- Lorenzon, Tyler 13 yd run (Teggart, Dave kick)
- UC- Brouse, Steve 4 yd run (Teggart, Dave kick)
- UC- Lorenson, Tyler 15 yd run (Teggart, Dave kick)
- UC- Deleston, Dahnna 100 yd interception return (Teggart, Dave kick)

TEAM STATISTICS

| | UB | UC |
|--------------------------------|---------|---------|
| FIRST DOWNS | 10 | 19 |
| NET YARDS RUSHING | 24 | 358 |
| NET YARDS PASSING | 213 | 49 |
| Completions-Attempts-Int | 29-43-1 | 4-6-1 |
| TOTAL OFFENSE YARDS | 237 | 407 |
| Fumbles: Number-Lost | 0-0 | 6-5 |
| Punt returns: Number-Yards-TD | 1-8 | 7-46-0 |
| Kickoff returns: Number-Yds-TD | 7-110-0 | 5-128-0 |
| Interceptions: Number-Yds-TD | 0-0-0 | 1-100-1 |
| Third-Down Conversions | 2 of 17 | 4 of 9 |
| Fourth-Down Conversions | 1 of 1 | 0 of 0 |
| Red-Zone Scores-Chances | 2-3 | 4-4 |
| Sacks By: Number-Yards | 2-17 | 2-8 |

INDIVIDUAL STATISTICS

RUSHING: Buffalo- Starks, James 13-25; Thermilus, Brandon 3-5; Willy, Drew 3-(-6). UConn- Brown, Donald 29-261; Todman, Jordan 7-62; Lorenzen, Tyler 12-32; Sherman, A. 1-3.

PASSING: Buffalo: Willy, Drew 29-43-1-213. UConn- Lorenzen, Tyler 4-6-0-49.

RECEIVING: Buffalo- Starks, James 11-21; Roosevelt, Naaman 8-90; Hamlin, Brett 4-54; Rack, Jesse 3-22; Jackson, Ernest 2-17; Rice, Gary 1-9. UConn- Moore, Kashif 1-18; Butler, Darius 1-16; Sherman, A. 1-11; Brouse, Steve 1-4.

Time of Game: 3:30, Attendance: 40,184



2013 FAMOUS IDAHO POTATO BOWL

DECEMBER 21, 2013 • BOISE, IDAHO



BOISE, ID – Playing in just its second bowl game in school history, the University at Buffalo football team lost to San Diego State, 49-24, in the Famous Idaho Potato Bowl at Bronco Stadium on Saturday night. The Bulls end their season with an 8-5 record.

Buffalo, a team which prided itself on taking care of the football all season, turned the ball over three times in the game. The Aztecs capitalized by scoring 21 points off those turnovers.

San Diego State jumped out to a 14-0 lead early in the second quarter before the UB offense awoke. The Bulls drove 75 yards and cut the lead in half when Joe Licata connected with Branden Oliver on a 10-yard screen pass to make the score 14-7 with 7:51 left in the half. For a player who has had 33 rushing touchdowns over his career, it was surprisingly his first career receiving touchdown.

After the Bulls defense forced a San Diego State three-and-out on its ensuing possession, they were back in business. UB drove to the Aztec 27-yard line and a Patrick Clarke 38-yard field goal cut the lead to 14-10 with 4:01 left in the half.

However, the Aztecs scored on their next possession and then with just over a minute to play in the half came up with an interception off a tipped pass. Just one play later, they punched it into the endzone to take a 28-10 lead with 38 seconds left in the half. The way the end of the half transpired seemed to take the wind out of UB's sails.

Things didn't get better for the Bulls as they fumbled the opening kickoff of the second half and San Diego State quickly struck for another touchdown to take a 35-10 lead. The Aztecs extended their lead to 42-10 before the UB offense got on the board again. Licata connected with Alex Neutz on a 23-yard touchdown strike to cut the lead to 42-17 with 14:53 left in the game. Neutz finished his career with a school-record 31 touchdown receptions.

San Diego State running back Adam Muema was dominant in the game and his third touchdown of the day put San Diego State ahead, 49-17. Muema was the MVP of the game after rushing for 229 yards and three scores.

The Bulls scored their final touchdown of the game when Licata found Fred Lee from 10 yards out with just 36 seconds left to make the final score, 49-24.

After a slow start, Licata finished the game by throwing for 196 yards and three touchdowns. He finished the season with 23 touchdown passes, one shy of the school record of 24 set by Drew Willy in 2008.

Oliver was named the Player of the Game for Buffalo after rushing for 114 yards. It was his 20th career 100-yard game – seven more than any other player in school history. He finished his outstanding career rushing for a school-record 4,049 yards. He is just the 13th player in Mid-American Conference history to rush for over 4,000 yards.

Defensively, the Bulls were led by Adam Redden who had nine tackles, a sack and a forced fumble.

San Diego State ran most its plays away from All-American linebacker Khalil Mack as he was limited to six tackles. He did add a pass breakup and a fumble recovery. The loss brings an end to the storied career of Mack, arguably the greatest linebacker, if not player, in school history. He holds the NCAA record for career forced fumbles with 16 and tied the NCAA record for career tackles for loss with 75.

| | 1 | 2 | 3 | 4 | F |
|-----------------|----------|-----------|----------|-----------|-----------|
| Buffalo | 0 | 10 | 0 | 14 | 24 |
| San Diego State | 7 | 21 | 14 | 7 | 49 |

SCORING SUMMARY

- SD- Kaehler, Quinn 29 yd run (Feer, Wes kick)
- SD- Muema, Adam 3 yd run (Feer, Wes kick)
- UB- Oliver, Branden 10 yd pass from Joe Licata (Clarke, Patrick kick)
- UB- Clarke, Patrick 38 yd field goal
- SD- Muema, Adam 8 yd run (Feer, Wes kick)
- SD- Denso, Dylan 25 yd pass from Kaehler, Quinn (Feer, Wes kick)
- SD- Roberts, Adam 11 yd pass from Kaehler, Quinn (Feer, Wes kick)
- SD- Young, Chad 1 yd run (Feer, Wes kick)
- UB- Neutz, Alex 23 yd pass from Licata, Joe (Clarke, Patrick)
- SD- Muema, Adam 30 yd run (Feer, Wes kick)
- UB- Lee, Fred 10 yd pass from Licata, Joe (Clarke, Patrick kick)

TEAM STATISTICS

| | UB | SDSU |
|--------------------------------|---------|---------|
| FIRST DOWNS | 20 | 22 |
| NET YARDS RUSHING | 113 | 249 |
| NET YARDS PASSING | 196 | 211 |
| Completions-Attempts-Int | 13-31-1 | 15-29-0 |
| TOTAL OFFENSE YARDS | 309 | 460 |
| Fumbles: Number-Lost | 0-0 | 0-0 |
| Punt returns: Number-Yards-TD | 1-8-0 | 1-14-0 |
| Kickoff returns: Number-Yds-TD | 4-77-0 | 2-28-0 |
| Interceptions: Number-Yds-TD | 0-0-0 | 1-22-0 |
| Third-Down Conversions | 5 of 15 | 7 of 14 |
| Fourth-Down Conversions | 1 of 2 | 0 of 3 |
| Red-Zone Scores-Chances | 2-2 | 4-6 |
| Sacks By: Number-Yards | 2-18 | 4-23 |

INDIVIDUAL STATISTICS

RUSHING: Buffalo- Oliver, Branden 28-114; Taylor, Anthonie 5-14; Licata, Joe 5-(-15). SDSU- Muema, Adam 28-229; Kaehler, Quinn 3-8; Ruffin, Ezell 3-7; Young, Chad 4-6; Pumphrey, Donne 2-2; Price, Chase 2-(-2).

PASSING: Buffalo: Vantrease, Kyle 8-17-1-77. UC- Reynolds, Chris 15-24-1-198.

RECEIVING: Buffalo- Neutz, Alex 3-77; Lee, Fred 4-48; Oliver, Branden 3-22; Gordon, Jimmy 1-22; Schreck, Mason 1-21; Dennison, Alex 1-6. SDSU- Ruffin, Ezell 5-75; Judge, Eric 2-45; Lockett, Colin 3-40; Denso, Dylan 1-25; Roberts, Adam 1-11; Vizzi, Tim 1-7; Muema, Adam 1-4; Young, Chad 1-4.

Time of Game: 3:28, Attendance: 21,951



2018 DOLLAR GENERAL BOWL DECEMBER 22, 2018 • MOBILE, ALABAMA



| | 1 | 2 | 3 | 4 | F |
|----------------|----------|-----------|----------|-----------|-----------|
| Buffalo | 7 | 10 | 7 | 8 | 32 |
| Troy | 7 | 7 | 7 | 21 | 42 |

SCORING SUMMARY

- UB- Patterson, Jaret 11 yd run (Mitcheson, Adam kick)
- TU- Eafford, Tray 60 yd pass from Smith, Sawyer (Sumpter, Tyler kick)
- UB- Marks, Kevin 1 yd run (Mitcheson, Adam kick)
- TU- Willis, Damion 7 yd pass from Smith, Sawyer (Sumpter, Tyler kick)
- UB- Mitcheson, Adam 41 yd field goal
- TU- Smith, B.J. 2 yard run (Sumpter, Tyler kick)
- UB- Hill, Tyrone 93 yd fumble recovery (Mitcheson, Adam kick)
- TU- Willis, Damion 2 yd pass from Smith, Sawyer (Sumpter, Tyler kick)
- TU- Davis, Sidney 45 yd pass from Smith, Sawyer (Sumpter, Tyler kick)
- UB- Osborn, K.J. 3 yd pass from Jackson, Tyree (Nunn, Antonio pass)
- TU- Davis, Sydney 20 yd run (Sumpter, Tyler kick)

TEAM STATISTICS

| | UB | TU |
|--------------------------------|---------|---------|
| FIRST DOWNS | 20 | 21 |
| NET YARDS RUSHING | 102 | 113 |
| NET YARDS PASSING | 274 | 320 |
| Completions-Attempts-Int | 20-35-1 | 31-44-0 |
| TOTAL OFFENSE YARDS | 376 | 433 |
| Fumbles: Number-Lost | 6-3 | 2-1 |
| Punt returns: Number-Yards-TD | 0-0-0 | 1-3-0 |
| Kickoff returns: Number-Yds-TD | 3-58-0 | 4-98-0 |
| Interceptions: Number-Yds-TD | 0-0-0 | 1-18-0 |
| Third-Down Conversions | 5 of 12 | 9 of 16 |
| Fourth-Down Conversions | 2 of 2 | 0 of 2 |
| Red-Zone Scores-Chances | 3-4 | 4-6 |
| Sacks By: Number-Yards | 1-5 | 3-18 |

INDIVIDUAL STATISTICS

RUSHING: Buffalo- Patterson, Jaret 15-67; Marks, Kevin 10-40; Jackson, Tyree 7-(-4). Troy- Smith, B.J. 20-93; Davis, Sidney 1-20; Jones, Marcus 1-4; Daughtry-Frye 1-2; Smith, Sawyer 5-12.
 PASSING: Buffalo- Jackson, Tyree 20-35-1-274. Troy- Smith, Sawyer 31-44-0-320.
 RECEIVING: Buffalo- Nunn, Antonio 4-87; Johnson, Anthony 3-67; Osborn, K.J. 4-57; Patterson, Jaret 1-23; Mabry, Tyler 2-17, Marks, Kevin 2-12; Overton, Tito 1-7; Rushing, George 1-4. TU- Willis, Damion 13-101; Eafford, Tray 3-69; Davis, Sidney 4-62; Douglas, D. 4-35; Jones, Marcus 4-28; Daughtry-Frye 1-17; Whittemore, L. 1-5; Smith, B.J. 1-3.
 Time of Game: 3:34, Attendance: 31,818

MOBILE, AL – The University at Buffalo football team uncharacteristically turned the ball over four times and it proved to be the difference in a 42-32 loss to Troy in the Dollar General Bowl held at Ladd-Peebles Stadium on Saturday night. The Trojans were able to score 14 points off turnovers and had possession of the ball for much of the second half.

It started out well for the Bulls as, like they had done many times this season, went right down and scored on their first possession of the game. After Antonio Nunn hauled in a deflected pass for a 51-yard gain, Jaret Patterson scored on an 11-yard touchdown run to give Buffalo a quick 7-0 lead.

Troy needed just three plays to tie the game, as Trojan quarterback Sawyer Smith hit a streaking Tray Eafford in stride for a 60-yard touchdown.

The Bulls mounted a 14-play, 96-yard drive, early in the second quarter, and Kevin Marks capped the drive with a 1-yard touchdown dive to give the Bulls a 14-7 lead with 11:06 left in the half.

After the Trojans tied the game at 14-14 with 6:15 left in the second quarter, the Bulls mounted a 10-play, 41-yard drive and Adam Mitcheson drilled a 41-yard field goal with 52 seconds left to give UB a 17-14 lead at the half.

The Trojans took the opening kick of the second half and kept their offense on the field for the entire third quarter. After mounting a 75-yard scoring touchdown drive on their first possession to take a 21-17 lead, Troy surprised the Bulls with an onside kick and got the ball right back. However, with the ball inside the UB 5-yard line and it looking like Troy was going to score again, James Patterson came up with a big hit to jar the ball loose from the Trojans quarterback. Safety Tyrone Hill scooped it up and dashed 93-yards for a touchdown to put the Bulls back up, 24-21.

However, a gassed UB defense remained on the field and Troy capitalized. The Trojans needed 12 plays to drive 69 yards and scored on a 2-yard touchdown pass to regain a 28-24 lead early in the fourth quarter. Following a 3-and-out by the Bulls, Troy struck again, connected on a 45-yard touchdown pass to build its lead to 35-24 with 11:25 left in the game.

The Bulls didn't give up. K.J. Osborn made a spectacular one-handed touchdown grab to cut the deficit to 35-30. On the ensuing 2-point conversion try, Tyree Jackson scrambled, eluded rushers and found Nunn in the endzone for the conversion. The Bulls trailed 35-32 with 7:24 left in the game.

Following a Wesley Scott third-down sack, the Bulls got the ball back on their own 21-yard line with 3:28 left and trailing by three. However, on the first play of the drive, Jackson was sacked and fumbled the ball. It was recovered by Troy. On the very next play, the Trojans ran it in for a touchdown to extend their lead to 42-32.

Despite the loss, a number of Bulls finished the season by hitting significant milestones. Patterson rushed for 67 yards in the game to put him over 1,000 for the season. With 1,013 yards on the year, he became the first freshman running back in school history to rush for 1,000 yards in a season.

Anthony Johnson had 67 yards on five catches to go over 1,000 yards on the year. He became just the third player in school history to have two 1,000-yard seasons in a career.

Jackson threw for 274 yards in the game to put him over 3,000 for the season. He joined Drew Willy (2008) as just the second quarterback in school history to throw for 3,000 yards in a single season with 3,131.



2019 MAKERS WANTED BAHAMAS BOWL

DECEMBER 20, 2019 • NASSAU, BAHAMAS



NASSAU, BAHAMAS – History was made on Saturday afternoon as the University at Buffalo football team won the first bowl game in school history by defeating Charlotte, 31-9, in the Makers Wanted Bahamas Bowl played at Thomas Robinson Stadium in Nassau, Bahamas

Sophomore running back Jaret Patterson was named the Offensive Most Valuable player after rushing for 173 yards and two touchdowns in the game.

While Patterson paced the offensive attack, it was the defense that shined in the Bahamas sun. Charlotte, one of top rushing teams in Conference USA, and 25th nationally, was limited to just 80 yards on the ground. Junior defensive end Malcolm Koonce was named the Defensive Most Valuable Player after tallying five tackles, two sacks and a forced fumble. He had two of UB's five sacks in the game.

The Bulls wasted little time getting on the board as they scored on their first possession. Kyle Vantrease connected with Antonio Nunn on a 12-yard fade pattern to give UB a 7-0 lead with 9:12 left in the first quarter.

Vantrease called his own number with a quarterback sneak, with three minutes left in the half, to give the Bulls a 14-0 lead.

Linebacker James Patterson made one of the biggest defensive plays of the game when he came up with an interception on Charlotte's first play of its ensuing possession. The Bulls were able to convert that into a 31-yard Alex McNulty field goal to take a 17-0 lead at the half.

Buffalo extended its lead to 24-0 on a 6-yard Patterson touchdown run, his first of the game, with 5:22 left in the third quarter.

Charlotte finally got on the board late in the third quarter on a 51-yard touchdown pass. Linebacker Matt Otwinowski sniffed out the 49ers' two-point conversion try to keep it a three-score game, 24-6.

After Charlotte kicked a field goal to make the score 24-9 with 10 minutes left in the game, the offense put together its most impressive drive of the game. The Bulls mounted a 16-play, 75-yard drive that took over nine minutes off the clock. Patterson put the game on ice with a 10-yard touchdown run with 1:43 left.

With a couple injuries on defense, reserve players had to step up. Junior cornerback Ali Abbas was one of those players as had a career-high nine tackles and a big pass breakup.

Seniors Joey Banks and Devon Russell finished their career on a high note with nine and seven tackles, respectively. Fellow senior Ledarius Mack's sack was the final play of the game.

| | 1 | 2 | 3 | 4 | F |
|------------------|----------|-----------|----------|----------|-----------|
| Buffalo | 7 | 10 | 7 | 7 | 31 |
| Charlotte | 0 | 0 | 6 | 3 | 9 |

SCORING SUMMARY

- UB- Nunn, Antonio 12 yd pass from Vantrease, Kyle (McNulty, Alex kick)
- UB- Vantrease, Kyle 1 yd run (McNulty, Alex kick)
- UB- McNulty, Alex 31 yd field goal
- UB- Patterson, Jaret 6 yd run (McNulty, Alex kick)
- UC- Tucker, Victor 51 yd pass from Reynolds, Chris (Cruz, Jonathan pass failed)
- UC- Cruz, Jonathan 32 yard field goal
- UB- Patterson, Jaret 10 yd run (McNulty, Alex kick)

TEAM STATISTICS

| | UB | UC |
|--------------------------------|---------|---------|
| FIRST DOWNS | 19 | 15 |
| NET YARDS RUSHING | 205 | 80 |
| NET YARDS PASSING | 77 | 198 |
| Completions-Attempts-Int | 8-17-1 | 15-24-1 |
| TOTAL OFFENSE YARDS | 282 | 278 |
| Fumbles: Number-Lost | 0-0 | 1-1 |
| Punt returns: Number-Yards-TD | 1-4-0 | 2-31-0 |
| Kickoff returns: Number-Yds-TD | 0-0-0 | 0-0-0 |
| Interceptions: Number-Yds-TD | 1-20-0 | 1-34-0 |
| Third-Down Conversions | 7 of 14 | 5 of 12 |
| Fourth-Down Conversions | 2 of 2 | 2 of 4 |
| Red-Zone Scores-Chances | 5-5 | 1-2 |
| Sacks By: Number-Yards | 5-16 | 0-0 |

INDIVIDUAL STATISTICS

RUSHING: Buffalo- Patterson, Jaret 32-173; Marks, Kevin 12-27; Vantrease, Kyle 2-5. UC- Lemay, Benny 13-45; Tucker, Victor 1-12; Elder, M. 2-10; Reynolds, Chris 14-10; McCallister, A. 1-3.

PASSING: Buffalo: Vantrease, Kyle 8-17-1-77. UC- Reynolds, Chris 15-24-1-198.

RECEIVING: Buffalo- Nunn, Antonio 5-53; Lefebvre, Zac 2-18; Lee, Daniel 1-6. UC- Ringwood, Tyler 5-64; Tucker, Victor 3-61; Dollar, Cameron 4-48; Elder, M. 2-18; Carriere, Ryan 1-7.

Time of Game: 3:14, Attendance: 13,547



2020 CAMELLIA BOWL

DECEMBER 25, 2020 • MONTGOMERY, ALABAMA



MONTGOMERY, AL – Kevin Marks, Jr. scored on a 2-yard touchdown run with just over one minute to play and the defense withstood a late rally to lift the University at Buffalo football team to a 17-10 win over Marshall in the 2020 Camellia Bowl on Friday afternoon in Montgomery, AL. It was the second straight year the Bulls were victorious in a bowl game.

While the offense got the headlines all season, it was the UB defense that had its finest performance of the year to hold off the Thundering Herd. The Bulls held Marshall to 248 yards of total offense.

Marks was named the game's MVP after rushing for 138 yards and a touchdown in the game. The junior running back was effective early rushing for 117 yards in the first half. This against a Marshall squad that was ranked second in the nation in rushing defense.

The Bulls opened the scoring on a 1-yard touchdown run by Vantrease early in the second quarter. Alex McNulty added a 25-yard field goal with 5:33 left in the half to extend the UB lead to 10-0.

Marshall got a spark late in second quarter by scoring a touchdown with just 42 seconds on the clock to cut the UB lead to 10-7 at the half. The Thundering Herd came out and kicked a short field goal on their first possession of the second half and suddenly the game was tied, 10-10.

The score would remain tied until late in the contest. After Eric Black came up with a sack on third down, the Thundering Herd punted the ball back to the Bulls. UB started its game-winning drive at its own 12-yard line with 7:27 left on the clock.

The Bulls methodically marched down the field behind the arm of quarterback Kyle Vantrease. The junior signal-caller first connected with Jovany Ruiz to pick up a 3rd-and-7 at the UB 44. The key play on the drive was a 26-yard completion to Antonio Nunn, setting up the Bulls at the Marshall 18. After two short runs, the Bulls were faced with another third down. Vantrease threaded the needle to Nunn for a 12-yard completion and UB had the ball at the Marshall 1-yard line. Two plays later, Marks waltzed into the endzone for the game winning score.

On Marshall's ensuing possession, it drove all the way down to the UB 20. However, Kadofi Wright broke through the line for a sack. Two plays later, on fourth down, Black thwarted the comeback attempt with his second sack of the game.

James Patterson had a team-high nine tackles in the game and Cory Gross, Jr. finished with eight. Max Michel had the best game of his career, finishing with six tackles, a sack, 1.5 tackles for loss and a forced fumble.

Vantrease finished 16-of-27 for 140 yards. Ruiz, who was just awarded a scholarship the night before, was his favorite target. The Fredonia native finished with seven catches for 61 yards, both career highs. Nunn had four catches for 49 yards.

The Bulls finished the season 6-1 and bowl champions for the second straight season. It was the second bowl win in program history.

| | 1 | 2 | 3 | 4 | F |
|----------|---|----|---|---|----|
| Marshall | 0 | 7 | 3 | 0 | 10 |
| Buffalo | 0 | 10 | 0 | 7 | 17 |

SCORING SUMMARY

- UB - Vantrease, Kyle 1 yd run (McNulty, Alex kick)
- UB - McNulty, Alex 25 yd field goal
- MU - McDaniel, Knowledge 2 yd run (Ciucci, Shane kick)
- MU - Ciuci, Shane 21 yd field goal
- UB - Marks, Kevin 2 yd run (McNulty, Alex kick)

TEAM STATISTICS

| | MU | UB |
|--------------------------------|---------|---------|
| FIRST DOWNS | 16 | 21 |
| NET YARDS RUSHING | 134 | 155 |
| NET YARDS PASSING | 114 | 140 |
| Completions-Attempts-Int | 13-22-0 | 16-27-1 |
| TOTAL OFFENSE YARDS | 248 | 295 |
| Fumbles: Number-Lost | 2-0 | 0-0 |
| Penalties: Number-Yards | 8-81 | 6-32 |
| Punt returns: Number-Yards-TD | 0-0-0 | 0-0-0 |
| Kickoff returns: Number-Yds-TD | 1-33-0 | 1-12-0 |
| Interceptions: Number-Yds-TD | 1-0-0 | 0-0-0 |
| Third-Down Conversions | 3 of 12 | 8 of 15 |
| Fourth-Down Conversions | 1 of 2 | 2 of 3 |
| Red-Zone Scores-Chances | 1-2 | 2-3 |
| Sacks By: Number-Yards | 0-0 | 4-27 |

INDIVIDUAL STATISTICS

RUSHING: Buffalo- Marks, Kevin 35-138; Vantrease, Kyle 2-16; Cook 3-4. Marshall- Evans, Sheldon 18-79; McDaniel, Knowledge 10-54; Gaines, Xavier 2-2; Wells, Grant 7-(-1).
PASSING: Buffalo: Vantrease, Kyle 16-27-1-140. Marshall - 13-20-0-114.
RECEIVING: Buffalo- Ruiz, Jovany 7-61; Nunn, Antonio 4-49; Lefebvre Zac 2-14; Wilson, Trevor 2-10; Marks, Kevin 1-6. Ball State- Gammage, Corey 6-88; Evans, Sheldon 3-8; Gaines, Xavier 2-6; Henry, Artie 1-9; Miller, Devin 1-3.
 Time of Game: 3:10, Attendance: 2,512



2022 CAMELLIA BOWL

DECEMBER 27, 2022 • MONTGOMERY, ALABAMA

| | 1 | 2 | 3 | 4 | F |
|------------------|----------|-----------|----------|----------|-----------|
| Georgia Southern | 0 | 6 | 8 | 7 | 21 |
| Buffalo | 0 | 14 | 6 | 3 | 23 |

SCORING SUMMARY

GS - Raynor, A. 23 yd field goal
 UB - Marshall, J. 32 yd pass from Snyder, C. (McNulty, A. kick)
 GS- Raynor, A. 21 yd field goal
 UB - Ahmed, T. 5 yd run (McNulty, A. kick)
 GS - Thompson, J. 79 yd pass from Vantrease, K. (Mcafee pass from Vantrease)
 UB - McNulty, A. 33 yd field goal
 UB - McNulty, A. 24 yd field goal
 UB - McNulty, A. 20 yd field goal
 GS - Mcafee, J. 13 yd pass from Vantrease, K. (Raynor, A. kick)

TEAM STATISTICS

| | GS | UB |
|--------------------------------|---------|----------|
| FIRST DOWNS | 22 | 25 |
| NET YARDS RUSHING | 89 | 122 |
| NET YARDS PASSING | 355 | 265 |
| Completions-Attempts-Int | 29-47-1 | 21-38-1 |
| TOTAL OFFENSE YARDS | 444 | 387 |
| Fumbles: Number-Lost | 1-1 | 2-1 |
| Penalties: Number-Yards | 7-55 | 3-30 |
| Punt returns: Number-Yards-TD | 2-25-0 | 1-0-0 |
| Kickoff returns: Number-Yds-TD | 1-18-0 | 1-19-0 |
| Interceptions: Number-Yds-TD | 0-0-0 | 1-13-0 |
| Third-Down Conversions | 7 of 15 | 12 of 19 |
| Fourth-Down Conversions | 1 of 1 | 0 of 0 |
| Red-Zone Scores-Chances | 3-3 | 4-4 |
| Sacks By: Number-Yards | 2-8 | 0-0 |

INDIVIDUAL STATISTICS

RUSHING: Buffalo- Ahmed, Tajay 27-98; Washington, Mike 7-19; Snyder, Cole 4-6; Scott Mark Anthon 3-3. Georgia Southern- Arnold, OJ 12-68; Vantrease, Kyle 2-9; Green, Gerald 2-5; Brown, AJ 1-5; Mcafee, Jjay 1-3; Bride, Tyler 1-3; Jordan, Tyler 1-(-4).
 PASSING: Buffalo- Snyder, Cole 21-38-0-265. Georgia Southern: Vantrease, Kyle 28-45-1-352; Cobb, Dalen 1-1-0-3.
 RECEIVING: Buffalo- Marshall, Justin 11-127; Williams, Quian 5-100; Ahmed, Tajay 2-17; Mangas, Robbie 2-16; Marilyn Johnson 1-5. Georgia Southern- Hood, Khaleb 7-29; Johnson, Beau 5-118; Mcafee, Jjay 4-35; Archie, Ezra 3-42; Sanders, Marcus 3-20; Arnold, OJ 2-6; Thompson, Joshua 1-79; Cobb, Dalen 1-11; Brown, AJ 1-7; Lester, Evan 1-5; Vantrease 1-3.
 Time of Game: 3:32, Attendance: 15,322



MONTGOMERY, AL – For the second time in three years, the University at Buffalo football team hoisted the Camellia Bowl trophy over its heads as bowl champions, defeating Georgia Southern, 23-21, at the Cramton Bowl on Tuesday afternoon. An underrmanned Bulls squad had reserve players step up all day to help UB win its third bowl in program history.

Players like Clevester Hines, who before this week was a wide receiver, was forced to start at cornerback and finished with seven tackles and three pass breakups. He helped the Bulls slow down a pass-happy, high-powered Georgia Southern offense. On the offensive side of the ball, running back Tajay Ahmed was pressed into action due to injuries and responded by rushing for a career-high 98 yards and a touchdown.

While several new faces stepped up, the usual old reiables paced the Bulls, especially early. Wide receiver Justin Marshall had 11 catches for 127 yards, both career highs, and scored UB's first touchdown of the game enroute to being named the bowl's Most Valuable Player.

Marshall was the favorite target of quarterback Cole Snyder who threw for 265 yards and a score. He became just the third quarterback in program history to throw for 3,000 yards in a season. Snyder also connected with Quian Williams five times for 100 yards.

Buffalo took a 14-6 lead late in the first half on a short touchdown run by Ahmed.

Georgia Southern responded early in the second half by quickly tying the game on a long touchdown pass. However, the Bulls answered with consecutive Alex McNulty field goals to take a 20-14 lead into the fourth quarter.

Early in the fourth quarter, Dylan Powell came up with his first career interception to set up UB at the Georgia Southern 40-yard line. The Bulls were able to drive down the field and McNulty hit a chip shot to extend the UB lead to nine. It was McNulty's third field goal of the game and 49th of his career, breaking the program's all-time record.

The Eagles scored a touchdown, with 3:38 left, to cut the UB advantage to two points. However, the Bulls were able to get two key first downs and Georgia Southern never got the ball back.

Linebacker Shaun Dolac led the UB defense with 13 tackles and added a forced fumble that was recovered by Jalen McNair to set up a UB field goal. Fellow linebacker James Patterson, making his 56th and final career start for the Bulls, had eight tackles, including a tackle for loss.

It was the third straight bowl win for the Bulls after winning the 2019 Bahamas Bowl and 2020 Camellia Bowl.



A DIFFERENT TIME IN A DIFFERENT WORLD

Looking back at one of the most influential football teams in University history 50 years later

By Alex Rubin and Stephen Marth

"Picture Buffalo as it is today...and then forget about all of the suburbs - they weren't there. The nightlife downtown, you had a big nightclub called the Town Casino, you had all of these theaters downtown, it was just so different than what exists today that you can't even imagine."

Stanley Kowalski, left guard for the 1958 Bulls football team, said the above reminiscing about his memories of the city of Buffalo. While this image of Buffalo remains dear to him, another issue clouds his memories – the scandal of the 1958 Tangerine Bowl.

The 1958 football season at the University at Buffalo was one of extreme highs and even more extreme lows; marked by an appearance on the Ed Sullivan show after an 8-1 season, sullied by racism and segregation.

After finishing the season as the Lambert Cup champions, Buffalo was invited to play in the Tangerine Bowl in Orlando, FL. However, after accepting the invitation, University Chancellor Clifford Furnas, along with the entire team, made the decision to not play in the game; they learned that their two black players, Willie Evans and Mike Wilson, would not be allowed to play as per the request of the hosting school district.

In a statement made about his decision, Furnas said, "They are two of our finest young men, and have greatly contributed to our fine showing this season. The possibility of discrimination against any member of the team prevents our appearance at the game."

Being a member of the football team made Evans, the star running back for the team, a hot commodity around campus. The fact that he was one of very few minorities on campus made it tough for him at times.

"It was subtle. I didn't have the luxury of cutting class, because having made a little name for myself in athletics, professors knew who I was. Not to mention, I was usually the only black person in the class," Evans said.

One reason Kowalski believes there was not blatant racism within the team was that several players grew up without having relationships with minorities. Since there was no history of racism in their background, Kowalski believes it allowed the players to come in with open minds towards both Wilson and Evans.

"I grew up in a small mill town in Pennsylvania... we didn't have any blacks living there, so you didn't have prejudice built up ingrained in your head by your parents or your uncles," Kowalski said.

In the first game of the season, the Bulls were to face Harvard, one of the most respected teams in the nation at the time. Evans remembers this win being the first sign that the team could do something special.

"If you went back the year before, we were 5-4. I can remember vividly our coach saying before our last game versus Temple, he wanted us to win our last game so we could go in to the next season with a win, when we played Harvard," Evans said.

"[Beating Harvard] got us off to a good start – it was a different feeling. We had no notion of winning the Lambert Cup, we didn't even know about it. We just wanted to win football games."

According to Kowalski, the Bulls were in a unique position due to the fact that they were the only team in or near Buffalo. This gathered media attention.

"Most of the teams that played football after the Second World War had already dropped it," Kowalski said. "We were the only game in town and the papers started to give us all kinds of press, which was kind

changed so dramatically...we couldn't compare to the teams that are put on the field today, but at that time, we were a very respectable team."

In the final game of the regular season, the Bulls defeated Bucknell 38-0 to earn their first Lambert Cup. This game was especially important for Kowalski, who played in front of friends, family and his old high school football coach. Kowalski did not disappoint, returning an interception for a touchdown en route to Buffalo's victory.

"They are two of our finest young men, and have greatly contributed to our fine showing this season. The possibility of discrimination against any member of the team prevents our appearance at the game."


of unique."

"It was a big deal for Buffalo at the time," Evans concurred. "Blacks weren't included in the paper at all for any reason, yet we were on the front page. When we were coming back from Harvard, the pilot told us that there were a couple thousand students waiting for us at the airport. It was great support."

It was not a coincidence that the Bulls were peaking in 1958; the senior class was the first class to play all four years on scholarship, meaning the team was as cohesive as ever and also had as much talent as possible. While Kowalski understands that football has changed immensely in the past 50 years, he is proud of the accomplishments the team made, and how they stuck together in the face of adversity that followed the end of the regular season.

"We stand very high, simply because of the celebrity that was given to us, that opportunity that we had to make a mark...we were the first team to go into the UB Hall of Fame," Kowalski said. "Obviously the whole game of football has

After the victory, Buffalo's co-captains Nicholas Bottini and Louis Reale appeared on the Ed Sullivan show to accept the Lambert Cup, a trophy for the top team of the "Eastern Small



Willie Evans averaged 7.6 yards per carry for 530 yards in 1958



Colleges.”

Along with the victory came an invite to the Tangerine Bowl. When news broke about the Bulls being invited to their first bowl game, the team was skeptical, as it would have meant missing a week of classes and work. Several players on the team were married and needed to continue to work to support their family. After much debate however, the team decided to accept the invite.

The decision was quickly changed when Buffalo was informed that if the team was to play, they would have to do so without Evans or Wilson, who were both black.

“Our initial feelings were good. We never even thought about playing in a bowl game. The issue of race didn’t even come up in the beginning,” Evans said. “The only thing I recall is the first meeting we had where we decided we wanted to go as a team. I found out (about the racism issue) as I walked out of the house after Thanksgiving, and a neighbor said to me ‘I guess they don’t want you black boys down there..’ I got the newspaper and there was my picture on the front page of the Courier Express with Mike Wilson, outlining the position Chancellor Furnas took on the issue, where if myself and Mike couldn’t play, UB would not take part in the contest.”

The field that had been rented for the game belonged to an Orlando school district that had a strict rule that blacks and whites could not play on the field at the same time, the team discovered. In response, the Bulls held a second meeting where they decided not to play in the game if Evans and Wilson would not be allowed to play. While the Elks Club, the sponsor of the game, offered to find another field, Chancellor Furnas was the man charged with making the ultimate decision.

“Chancellor Furnas was a prominent individual... his credentials were impeccable,” Kowalski said. “He was a physicist. He was an Olympic sprinter. He was the assistant secretary of defense for research and development in the Eisenhower administration... there wasn’t anybody capable of criticizing him. The way he put it was he would not demean any


of his players, or even present an opportunity for anyone to be uncomfortable in the Florida setting.”

As the image of Buffalo’s first bowl came and went, Evans carried the experience of racism with him after college. It followed him to the professional level, as he entered the American Football League. Evans had never visited any of the southern states.

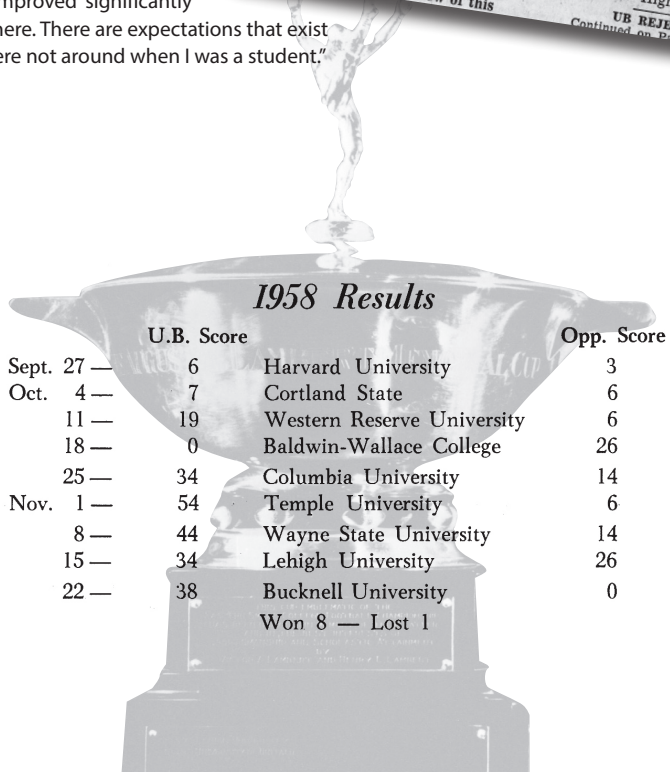
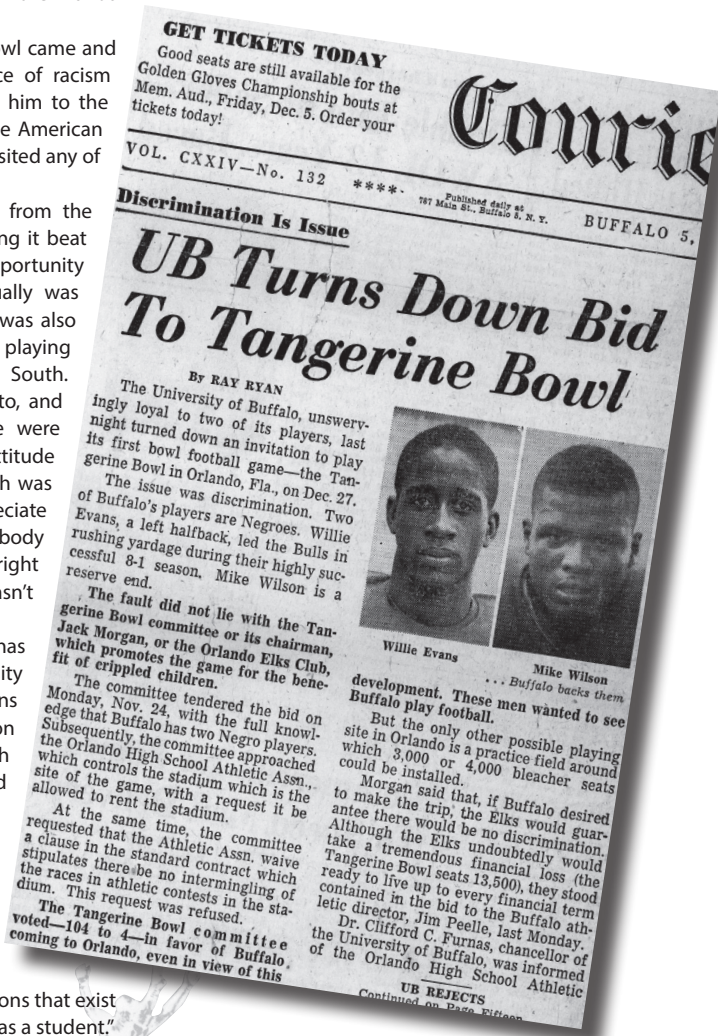
“I had a chip on my shoulder from the experience. It was a matter of letting it beat you down or not. I saw it as an opportunity to show my athleticism. I eventually was drafted by the Buffalo Bills, which was also an experience. It was my first time playing with white ball players from the South. There were players I never spoke to, and they never spoke to me, yet we were ‘teammates.’ That hardened my attitude about the idea of racism. Our coach was from the South, and I didn’t appreciate being called ‘boy.’ He called everybody ‘boy.’ I ended up getting released right before the season began, but I wasn’t too upset about it.”

Since his playing days, Evans has remained active in the University Buffalo community, holding several positions on the Alumni board and serving on the committees that brought both Athletic Director Warde Manuel and President Simpson to Buffalo.

“One reason why I’m still with the university is the way things have come,” Evans said. “Diversity is something that has caught on with the campus. We’re not there yet, but it has improved significantly since I was here. There are expectations that exist now that were not around when I was a student.”

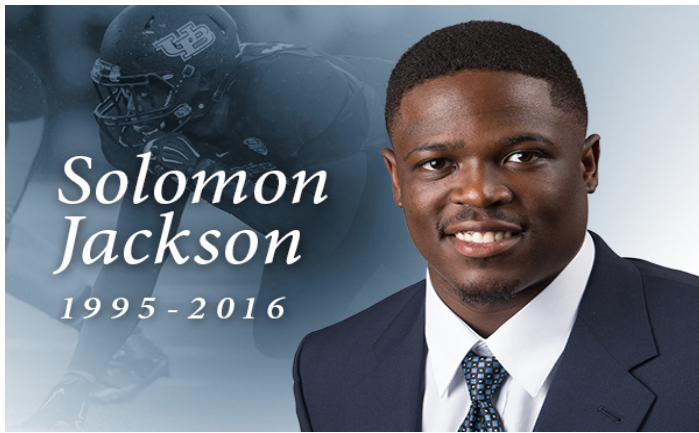


Head Coach Dick Offenhamer



| 1958 Results | | | |
|--------------|------------|----------------------------|------------|
| | U.B. Score | | Opp. Score |
| Sept. 27 | — 6 | Harvard University | 3 |
| Oct. 4 | — 7 | Cortland State | 6 |
| | 11 — 19 | Western Reserve University | 6 |
| | 18 — 0 | Baldwin-Wallace College | 26 |
| | 25 — 34 | Columbia University | 14 |
| Nov. 1 | — 54 | Temple University | 6 |
| | 8 — 44 | Wayne State University | 14 |
| | 15 — 34 | Lehigh University | 26 |
| | 22 — 38 | Bucknell University | 0 |
| | | Won 8 — Lost 1 | |

This article previously ran in the Spectrum Student Periodical on January 23, 2008



Solomon Jackson, who played for the Bulls in 2014 and 2015, passed away unexpectedly following an offseason workout on February 29, 2016. Respected and beloved by his teammates, Jackson played both linebacker and defensive end over his career.

In addition to the slogan ALL41 prominently displayed throughout the Murchie Family Football Center to honor his legacy, Jackson's #41 has been worn by a different player each game to honor the his legacy.

In 2016 and 2017, players were chosen by the coaching staff to wear "41" for the entire year. Cornerback **Boise Ross** wore it for the 2016 season, while linebacker **Jarrett Franklin** wore it in 2017.

For the past five seasons the coaching staff has rotated #41 on a weekly basis honoring players who have embodied Jackson's work ethic and character.

Here is a list of every player who has worn #41.

2018

- 9/1 ___ vs. Delaware State _____ Brandon Williams, S
- 9/8 ___ at Temple _____ Cameron Lewis, CB
- 9/15 ___ vs. Eastern Michigan _____ Chuck Harris, DE
- 9/22 ___ at Rutgers _____ Justin Brandon, DT
- 9/29 ___ vs. Army West Point _____ Tyler Mabry, TE
- 10/6 ___ at Central Michigan _____ K.J. Osborn, WR
- 10/13 ___ vs. Akron _____ Tyree Jackson, QB
- 10/20 ___ at Toledo _____ Jordan Collier, LB
- 10/30 ___ vs. Miami (OH) _____ Myles Nicholas, DE
- 11/6 ___ vs. Kent State _____ Adam Mitcheson, K
- 11/14 ___ at Ohio _____ Jake Khoury, DT
- 11/23 ___ at Bowling Green _____ Matt Otwinowski, LB
- 11/30 ___ vs. Northern Illinois _____ Chuck Harris, DE
- 12/22 ___ vs. Troy _____ Myles Nicholas, DE

2019

- 8/29 ___ vs. Robert Morris _____ Taylor Riggins, DE
- 9/7 ___ at Penn State _____ Matt Otwinowski, LB
- 9/14 ___ at Liberty _____ Ledarius Mack, DE
- 9/21 ___ vs. Temple _____ Dominic Johnson, WR
- 9/28 ___ at Miami (OH) _____ Jake Molinich, FB
- 10/5 ___ vs. Ohio _____ Dev Lamour, S
- 10/19 ___ at Akron _____ Kyle Vantrease, QB
- 10/26 ___ vs. Central Michigan _____ Tyrone Hill, S
- 11/2 ___ at Eastern Michigan _____ Kadofi Wright, LB
- 11/14 ___ at Kent State _____ Zac Lefebvre, TE
- 11/20 ___ vs Toledo _____ Joey Banks, S
- 11/29 ___ vs. Bowling Green _____ Malcolm Koonce, DE
- 12/20 ___ vs. Charlotte _____ James Patterson, LB

2020

- 11/4 ___ at Northern Illinois _____ Evan Finegan, K
- 11/10 ___ vs. Miami (OH) _____ Jovany Ruiz, WR
- 11/17 ___ at Bowling Green _____ Eric Black, DE
- 11/28 ___ vs. Kent State _____ Jaret Patterson, RB
- 12/12 ___ vs. Akron _____ Kevin Marks, RB
- 12/18 ___ vs. Ball State _____ Antonio Nunn, WR
- 12/25 ___ vs. Marshall _____ Zac Lefebvre, TE

2021

- 9/2 ___ vs. Wagner _____ Jake Molinich, FB
- 9/11 ___ at Nebraska _____ Taylor Riggins, DE
- 9/18 ___ vs. Coastal Carolina _____ James Patterson, LB
- 9/25 ___ at Old Dominion _____ Dominic Johnson, WR
- 10/2 ___ vs. Western Michigan _____ Aapri Washington, CB
- 10/9 ___ at Kent State _____ Quian Williams, WR
- 10/16 ___ vs. Ohio _____ Ron Cook, RB
- 10/23 ___ at Akron _____ Kyle Vantrease, QB
- 10/30 ___ vs. Bowling Green _____ Dylan McDuffie, RB
- 11/9 ___ at Miami (OH) _____ Matt Myers, QB
- 11/17 ___ Northern Illinois _____ Keith Woetzel, LB
- 11/23 ___ at Ball State _____ Shaun Dolac, LB

2022

- 9/3 ___ at Maryland _____ Logic Hudgens, CB
- 9/10 ___ Holy Cross _____ C.J. Bazile, DE
- 9/17 ___ at Coastal Carolina _____ Caleb Tate, LB
- 9/24 ___ at Eastern Michigan _____ Marlyn Johnson, WR
- 10/1 ___ Miami (OH) _____ James Patterson, LB
- 10/8 ___ at Bowling Green _____ Mike Washington, RB
- 10/15 ___ at Massachusetts _____ Justin Marshall, WR
- 10/22 ___ Toledo _____ Isaiah King, CB
- 11/1 ___ at Ohio _____ Marcus Fuqua, S
- 11/9 ___ at Central Michigan _____ Jaylon Bass, DT
- 11/26 ___ Kent State _____ Shaun Dolac, LB
- 12/2 ___ Akron _____ Mike Washington, RB
- 12/27 ___ vs. Georgia Southern _____ Jaylon Bass, DT





ALL-TIME LETTERWINNERS

2023 BUFFALO FOOTBALL

A

Ali Abbas _____ 2017-20
 William Abbey _____ 1965
 Steve Abbott
 Matt Abdo _____ 2007-08
 Marck Abraham _____ 2003-06
 Jason Adams _____ 1993
 Robert Adams _____ 1952, 57-59
 Roger Adams _____ 1951-52
 Dave Adamson _____ 1990
 Joe Adamson
 John Adema _____ 1934
 Phil Adessa _____ 1970
 Natey Adjei _____ 2012-13
 Chris Aebli
 Tajay Ahmed _____ 2019-22
 James Ailinger _____ 1925-28
 Chaz Ahmed _____ 1987-90
 Wankeith Akin, Jr. _____ 2018-20
 Adekunle Akingba _____ 2007-08
 Raphael Akobundu _____ 2008-10
 Dennis Albaneze _____ 1968-70
 Tony Albertelli
 John Alessandra
 Clark Alexandre _____ 1988
 James Allegretto _____ 1957-58
 Okezie Alozie _____ 2012-15
 Joseph Alpart _____ 1897
 Alex Alvarez _____ 1902-03
 Michelin Ambroise _____ 1904
 Jake Ames _____ 2016
 Nick Ames _____ 2016
 Salvatore Amico _____ 1946-49
 Joe Amorese _____ 1981
 David Anastasi _____ 1989
 Lou Anastasi _____ 1981
 Pat Ancor
 Andy Anderson _____ 1950
 Andy Anderson _____ 1988
 Chazz Anderson _____ 2011
 Drew Anderson _____ 2016-17
 Mark Anderson
 Theo Anderson _____ 2017-19
 Anthony Andriano _____ 2001, 02-05
 Dan Angelo
 Dean Angelo _____ 1982-83, 85
 Everett Anthony _____ 1994-95
 Randy Anyanwu _____ 2015
 Kerope Armon _____ 1970
 Steve Armstrong _____ 1981-83
 Richard Ashley _____ 1965, 68
 Barry Atkinson _____ 1968-70
 Sagan Atuatasi _____ 2003-04
 Leroy Auguste _____ 2004-05
 Chris Austin
 Demetrius Austrum _____ 2000-03
 Pat Averill _____ 1987-89
 Alex Aversano _____ 1934-35
 Andy Avery _____ 2001
 Jordan Avissey _____ 2020
 Kayode Awosika _____ 2017-20

B

Kulaa Bacheyie _____ 1997-00
 Beau Bachtelle _____ 2012-13
 Jesse Back _____ 2013-14
 Matt Bacoullis _____ 2006-09
 Stewart Baggle _____ 1897
 Charles Bailey _____ 1960
 Angel Baines _____ 2003
 Carl Baisch _____ 1920
 Ezan Bagdasarian _____ 1959
 Bill Baker _____ 1970
 Chandler Baker _____ 2022

Marqus Baker _____ 2012-15
 Michael Baker _____ 2002-05
 R. Baker _____ 1960
 Roy Baker _____ 2017-20
Jackson Baltar _____ 2019-
Solomanie Bambara _____ 2021,
 Phillip Bamford _____ 1958-60
 Henry Banas _____ 1946-48
 Jim Bancroft _____ 1970
 Matt Baniewicz _____ 1999-00
 Joey Banks _____ 2018-19
 Bill Bannister _____ 1956
 Gabriel Barbe _____ 2011-12
 Donald Barber _____ 1938-39
 Robert Barber _____ 2000
 Robert Barczak _____ 1958
 Robert Barker _____ 1961, 62
 Bruce Barkeviak _____ 1985
 Fred Barkley _____ 1946
 Adolphus Barkor _____ 1998-99
 Dalton Barksdale _____ 2011-14
 James Barksdale _____ 1964-65
 Joseph Barre _____ 1959
 Marty Barrett _____ 1981-83
 George Barone _____ 1977
 Sal Barone _____ 1946-48
 Anthony Bartholomew _____ 2011
 Bill Barto _____ 1987-89
 Vinny Bartolotti
 Kirk Barton _____ 1969-70
 Chad Bartoszek _____ 1999-02
Jaylon Bass _____ 2022-
 John Basta _____ 1964
 Newton Bateman _____ 1961
 James Bates _____ 1988
 Ben Batey _____ 1995
 William Batt
 Thomas Batter _____ 1961-62
 Doug Batterbarry
 Gerald Baty _____ 1952
 Chuck Bauda _____ 1982
 Ben Bauch _____ 1970
 Isaac Baugh _____ 2009-12
 Earl Bawtinheimer _____ 1946
C.J. Bazile _____ 2020-
 Blake Bean _____ 2013
 Russ Beck _____ 1967-68
 James Beckerich _____ 1958
 Brad Beggs _____ 2005-07
 Mike Begley _____ 1985
 Chris Behan _____ 1993-95
 Donald Beitelman _____ 1947-50
 Robert Belden _____ 1934
 Alan Bell _____ 1989-92
 Harry Bell _____ 1967-68
 Keith Bell _____ 1983
 Tomarris Bell _____ 2012-13
 Chris Bennett _____ 1990
 Michael Bergamon _____ 1962
 John Bernard _____ 1981-83
 Jay Berndt _____ 1990
 Feilds Bernett
 Frank Berrafato _____ 1979-81
 Tom Berrafato _____ 1987
 Tony Berrafato _____ 1982-83, 85
 Brandon Berry _____ 2013-15
 Kirk Berry _____ 2003-05
 Brad Bess _____ 1994
 Desmond Bessent _____ 2022
 Alan Bett _____ 1982
 Dave Betz
 Leonard Bevilacqua _____ 1961
 Mike Bevilacqua
 Andrew Beyer _____ 1946
 Robert Beyer _____ 1931-32
 Mike Bianchi _____ 1981-82

Eric Bicocchi _____ 1994-95
 Robert Biedenkopf _____ 1939-40
 Robert Bielecki _____ 1989
 Jim Biggs _____ 1982
 Peter Bittner _____ 2007-10
 Eric Black _____ 2019-21
 John Black _____ 1979
 Elijah Blades _____ 2022
 Bill Blake _____ 1985
 Steve Blake _____ 1996-97
 Nathan Bliss _____ 1957-60
 Robert Bloodgett _____ 2013-15
 Rob Blunt _____ 1988-89
 Mike Boack _____ 1970
 Corey Bohanan
 Harry Bojan _____ 1947-48
 William Bolt _____ 1895-97
 Craig Bomberski
 Vincent Bonerb _____ 1938-40
 Kyle Booker _____ 1993-95
 Trevor Borland _____ 2020-22
 Frank Born
 Kenneth Born _____ 1951, 56-58
 Ted Boron _____ 1951
 Andrew Borruso _____ 2013
 Robert Boscmen _____ 1961
 Dave Borsuk _____ 1978
 Al Botti _____ 1987-88
 Nick Bottini _____ 1956-58
 Harold Boughton _____ 1970
 Julien Bourassa _____ 2018-19
 Jones Bowden _____ 1960-62
 Thomas Bowers _____ 1939-42
 James Boyle _____ 1946
 Delando Bradford _____ 2003
 Maurice Bradford _____ 2001-02
 Roshon Bradley _____ 1997-99
 Robert Bradshaw _____ 1982-83
 Jim Brady _____ 1947
 Pat Brady
 Fred Branch _____ 2007, 09-11
 Justin Brandon _____ 2015-18
 Gary Braun _____ 1977-78
 Bob Braunscheidel _____ 1988-89
 Terrance Breaux _____ 2004, 06-07
 Richard Bremer _____ 1946-48
 Patrick Brennan _____ 2013
 Tom Brennan _____ 1965, 67
 Marvin Brereton _____ 1998-00
 Kyle Brey _____ 2007-10
 Paul Bricoccoli _____ 1988-89
 Brian Bridges _____ 1988-89
 Craig Bridges
 Derek Brim _____ 2011-13
 Kevin Brinkworth _____ 1960-62
 Dennis Brisky _____ 1965-67
 Al Broccutto _____ 1999-00
 Boomer Brock _____ 2012-14
 DeeJ Brocklehurst _____ 1977-79
 David Brogan _____ 1956-58
 William Brogon _____ 1957-59
 Jeff Brooks
 Byron Brown _____ 1970
 Derrick Bown _____ 2010
 E.J. Brown _____ 2020-21
 Gary Brown _____ 1981-82
 Gerry Brown
 Jerry Brown _____ 1986
 Jim Brown _____ 1981
 Khari Brown _____ 2011-12
 Robert Brown _____ 1934-35
 Tom Brown _____ 1996-99
 Tony Brown
 William Brown John _____ 1950
 Joseph Buccini _____ 1989
 Ken Buchnowski

Jeff Brumer _____ 1985
 Dave Brundage _____ 1989
 Jeff Bublavi _____ 2003-06
 Steve Bufford _____ 1982
 Mike Buial _____ 1981
 Gordon Bukaty _____ 1958-60
 James Burd _____ 1961-62
 Dennis Burden _____ 1963
 Jon Burgio _____ 2006-07
 John Burke _____ 1946
 Ken Burke _____ 1986
 Tom Burn _____ 1977
 Felix Burnett _____ 1981-82
 Jim Burnham _____ 1977
 Cole Burniston _____ 2019-21
 Noah Burroughs _____ 1999-00
 Melroy Butler _____ 1981
 Theodore Butler _____ 1970
 Ryan Buttes _____ 2001-02
 Charles Butula _____ 1964-65
 Scott Buzby _____ 1987-88
 Godfrey Buzzelli _____ 1950-52
 Kareem Byrom _____ 2005-07
 Jacob Byron _____ 2015-16

C

Wyatt Cahill _____ 2011-12
 Arthur Calandrelli _____ 1951
 Colton Caldwell _____ 2013-14
 Pat Calhoun _____ 1988
 Chris Callahan _____ 2005-08
 Arnold Cameron _____ 1949-50
 Mark Campanella _____ 1900-02
 Devin Campbell _____ 2012-15
 Eric Campbell _____ 1996-99
 John Canestaro _____ 1989-90
 Vince Canosa _____ 1993-96
 John Capalongo
 John Capana _____ 1946
 Nicholas Capuana _____ 1964-65
 Paul Carbonaro _____ 1970
 Joseph Cardenuto _____ 1946
 Jeff Carlin _____ 1986
 Gerald Carlson _____ 1993-96
 Jasen Carlson _____ 2010-13
 Steve Carlton
 Wes Carmack _____ 1983
 Pat Carney _____ 1968-69
 James Carroll _____ 1946-47
 Chris Carr _____ 1988, 90
 Tom Carroll
 Tony Carroll _____ 1993-94
 G. Cary _____ 1949
 Chris Casheba _____ 1993
 Bill Casher _____ 1977
 Joe Cassata _____ 1985-88
 Vince Castellani _____ 1983, 85
 Nick Castiglia _____ 1962, 64
 Mike Catena
 David Cefaly _____ 1950
 Mike Cendoma _____ 1988
 Tom Centofanti _____ 1968-70
 John Centra _____ 1977-79
 J. Cesari _____ 1959-61
 Raymond Chamberlin _____ 1951-52
 Tom Chamberlain _____ 1970
 Gary Chapp _____ 1968, 70
 Imani Chatman _____ 2008, 10-12
 Dave Chernega _____ 1968
 Mike Chichester _____ 1993-96
 Ben Chirco
 Jamal Chisam _____ 2004, 06-07
 Jason Choi _____ 1988
 Mike Chorey _____ 1982
 Carl Chotoff _____ 1947-48

Joseph Ciepela
 John Cimba _____ 1961-62
 Craig Cirbus _____ 1977-79
 Arnold Citrin _____ 1934
 George Clark _____ 1962
 James Clark _____ 1989
 Rashad Clark _____ 2002-03
 Scotty Clark _____ 1967-69
 Conor Clarke _____ 2016
 Patrick Clarke _____ 2011-14
 Marcus Claret _____ 2000-01
 Jibraun Claude _____ 2021
 Ronald Clayback _____ 1959-61
 Mike Cleary
 Tom Cleere _____ 1989-90
 Bob Cleland _____ 1932
 Bernard Clement _____ 1954
 Victor Cleri _____ 1946-48
 Bill Clerici
 Chris Clifton _____ 2002-03
 Mike Coatsworth
 Harry Cohen
 Julius Cohen _____ 1897
 Joseph Colatarci _____ 1961
 Marcus Cole _____ 1999-00
 James Coleman _____ 2014
 Jason Coley _____ 1999-02
 John Collard _____ 1942
 Jordan Collier _____ 2015-18
 Albert Collins _____ 1938-40
 Cleo Collins _____ 1993-95
 Gary Collins _____ 1939
 Dan Collura _____ 2013-14
 Joe Colosi _____ 1983, 85-86
 Robert Colpoys _____ 2009
 Alan Comen _____ 1952
 Daniel Conaway _____ 1969-70
 Kevin Concepcion _____ 2002
 R. Condino _____ 1962, 64
 John Conestarro
 Robert Conk _____ 1946, 47-48
 Pete Conley _____ 1992-95
 Aaron Connacher _____ 2007, 09-11
 Marc Connolly _____ 1981
 Andy Conrad
 Ken Constable _____ 1970
 Frank Constantino _____ 1947-49
 Michael Constantino _____ 1969-70
 Chuck Conti _____ 1986-88
 Todd Conwall
 Domonic Cook _____ 2007-10
 Harry Cook _____ 1939-40
Ron Cook, Jr. _____ 2019-
 Josh Copeland _____ 2007, 09-11
 Frank Coppola
 Jerry Corallo _____ 1995
 Louis Corriere _____ 1942, 46-47
 Randy Cosimeno _____ 1983
 Bob Costanzo _____ 1979, 81
 Serofino Cottanelli
 Ryan Cotton _____ 2009
 Travis Coughlin _____ 2004-05
 Peter Coureen _____ 1957
 Glen Covey _____ 1990
 Reggie Cox _____ 1997
 Herbert Coyne _____ 1955-56
 O'Niel Cozzolino _____ 1946
 John Crane _____ 1897
 Brandon Crawford _____ 2013-16
 Brendan Creahan _____ 1990, 93
 Andrew Criscione _____ 1954
 J.B. Crofts
 Ken Crosanti _____ 1986
 Ken Crosta _____ 1986
 Marlin Crowder _____ 1998-99
 William Crowley _____ 1951, 53



ALL-TIME LETTERWINNERS

2023 BUFFALO FOOTBALL

Bryan Cummings ___ 2002-05
 Mike Cummings ___ 1981-83
 Mike Cummings ___ 2018
 Dan Curcione ___ 1996-99
 William Cunius ___ 1952
 Shane Curry ___ 1979, 81

D

Tony Dabrowski
 Rich Dadabo ___ 1989-90
 Tony Dadante ___ 1979
 Andrews Dadeboe ___ 2014-16
 Jeremiah Dadeboe ___ 2016-18
 Dan Dalfonso ___ 1935-37
 Michael Daly ___ 1961
 Remo Damiani ___ 1955-57
 Chris D'Amico ___ 1981-83
 Joe D'Amico ___ 1981
 Vito D'Aniello ___ 1993
 Tony Daniel ___ 2012-15
 Charles Daniels ___ 1954-56
 John Daniels ___ 1960-62
 Steve D'Anna ___ 1989
 Martin Darby ___ 1981
 Mike D'Arcy ___ 1979
 Larry D'Arcy
 Rick Darnly ___ 1995
 Peter D'Arrigo ___ 1949-51
 Tim Dance ___ 2002
 Frendy Darelus ___ 2018-19
 Tony Dates ___ 1989
 Mark Daul ___ 1979
 Rodlens Dauphin ___ 1997-99
 John D'Auria ___ 1986-87
 Andre Davis ___ 2011-14

Evan Davis ___ 2019-

Jack Davis
 Jerry Davis ___ 2009-12
 John Davis ___ 1941
 Dave Dawson ___ 2002-05
 Terrance Dawson ___ 2001
 Lawrence Dayer ___ 1946-47
 Roger Dayer ___ 1954-55
 Chris Deakin ___ 1987-89
 Kevin Deakin ___ 1986-89
 Rick Dearcop ___ 1988-90
 Robert E. DeCue ___ 1898-02
 Joseph Dee ___ 1955
 George Delaney ___ 1957-59
 Guy Delucia ___ 1962
 Tony Delveccchio ___ 1989
 Gordon DeMas ___ 1956, 57
 Scott Deming
 Mikel DeMonte ___ 2016
 John Dempsey ___ 1957-59
 Alex Dennison ___ 2010-13
 George Depew ___ 1946
 Martin Derby ___ 1982
 Dick Derme ___ 1949
 Trey Derouen ___ 2018-19
 Kyle DeWeen ___ 2016-17
 Bill Dewey ___ 1979
 Michael DeWind ___ 1989-90
 Joseph Diange ___ 1948-49
 Anthony DiAurzio
 Pat DiBartolomeo
 Richard Dichowitz ___ 1964-65
 Richard Dickman ___ 1960-62
 Tony DiCristofaro ___ 1987
 Mark DiFrancesco ___ 1979
 Joe Digiore ___ 1977
 Joe DiGiorgio ___ 2002
 Reginald Dilley ___ 1942
 Paul DiMiero ___ 1977
 Mark DiNardo ___ 1993-95

Charles Dingboom ___ 1946, 49
 Jim Dinezza ___ 1981
 Raymond Dinncenzo 1949-51
 Anthony Diquillo ___ 1952
 Mark DiRinio
 Jim Ditcher
 John Ditcher ___ 1986
 Robert Dix ___ 1981, 82
 Cordero Dixon ___ 2011-13
 Eric Dixon ___ 1995
 Kevin Dobson ___ 1981-83
 Deondre Doiron ___ 2021

Shaun Dolac ___ 2020-

Greg Dolegala
 Richard Doll ___ 1954-56
 Ed Dolphin ___ 1977
 Norbert Dombrowski ___ 1951
 Phil Domiano
 Tom Domino ___ 1970
 Jim Domroes ___ 1985
 Charles Donatelli ___ 1934
 Charles Donnor ___ 1968-70
 Bill Doolittle ___ 1981
 James Doran ___ 1988
 Deondre Doiron ___ 2
 Matt Dorsey ___ 1994-96
 Tyler Doty ___ 2022-
 Chris Doubek ___ 2015
 Remaine Douglas ___ 2016
 Randy Dovichow ___ 1989
 Chuck Drankowski ___ 1967-68
 Charles Drayton ___ 1989
 Tom Drewes ___ 2006, 08-09
 Maurice Drewitt ___ 1982-86
 Stan Drumsta ___ 1928
 Gordon Dubois ___ 2008-11
 Shaquille Dudley ___ 2010-11
 Jim Dunbar ___ 1983-86
 Jack Dunbar ___ 1977-80
 Jon Dunbar ___ 1977
 Richard Dunber ___ 1964
 Andy Duncan ___ 1988
 John Dunmore ___ 2012-14
 James Dunn ___ 1964-65
 Kevin Dunn ___ 2000-03
 James Duprey ___ 1964-65
 James Duprey ___ 1987-90
 Donald Duquette ___ 1951-52
 Fred Duranko ___ 1962, 64
 Joseph Durso
 Maynard Dutcher ___ 1938-39
 Guy Duval ___ 1994-96
 Marquis Dwarto ___ 2000-02
 Derrick Dyer ___ 2003,05
 Rychard Dykes ___ 1996
 Bob Dzvonic ___ 1998-01

E

Josh Eagan ___ 2006
 John Eagen ___ 1970
 Steve Ebsaky ___ 1941
 Jay Eden ___ 1941-42
 John Edmondson ___ 1986-88
 Robert Edward ___ 1962, 64
 Brad Edwards ___ 1988
 Brent Eggleston
 Jamarl Eiland ___ 2014-17
 Frank Elardo ___ 1947
 William Ellenbogen ___ 1969-70
 Thomas Elliott ___ 1968-70
 Ed Ellis ___ 1993-96
 Gerald Elwell ___ 1968-70
 Ray Embry ___ 2022
 Kennedy Emesibe ___ 2017-18
 Bob Embow ___ 1967-68

Kevin Enders
 Terry Endress ___ 1967-69
 Leo Engel ___ 1983
 Doug Engle ___ 1986-88
 Eric Ericson ___ 1942
 Ollice Ervin ___ 2004-07
 Jason Esposito ___ 1985
 Robert Estes ___ 1934-36
 Robert Etmerington ___ 1969
 Dan Evans ___ 1985
 George Evans ___ 1953
 Andre Evans ___ 2005-07
 James Evans ___ 2004
 Robert Evans ___ 1946
 Willie Evans ___ 1957-59
 Jim Everts ___ 1989

F

Delano Fabor ___ 2010
 Dimitri Facaros ___ 2004
 Torgier Fadum ___ 1946
 Bernard Fagan ___ 1957-59
 John Faller ___ 1968-70
 Peter Fardon ___ 2008-11
 Marc Faria ___ 2006
 Charles Farr ___ 1897
 R. Farr ___ 1960
 Mike Farrell ___ 1988
 Jim Farrell ___ 1986-87
 Paul Fauth ___ 1941
 Gary Feagin
 Greg Federico
 Mike Feliciano ___ 1985-86
 Gary Feltz ___ 1979
 Tom Fenlon ___ 1995
 William Fernandez
 Matthew Ferrentino ___ 1947-50
 John Feverhem ___ 1946
 Andy Fidler ___ 2015
 Jon Fields ___ 1995, 97-99
 Larry Fienberg
 Roman Figler ___ 1942
 Steve Fijalkowski ___ 1986
 Eric Filipowicz ___ 1970
 Jerry Filippini ___ 1982
 Chris Finch ___ 1989
 Elbert Finch ___ 1977
 Evan Finegan ___ 2018-21
 Waylon Fink ___ 2013
 Jim Finochio ___ 1964-65, 67
 Karl Fischer ___ 1981-82
 Jack Fisher ___ 1993-94
 Terrence Fisher ___ 1993-95
 Paul Fitzgibbons ___ 1947-48
 Brandon Flanagan ___ 2007
 Steve Fleming ___ 1999-00
 Dave Florek ___ 1979
 Ralph Folino ___ 1956-57

Daishon Folsom ___ 2021-

Bill Forbess ___ 1977
 Chris Ford ___ 2014-17
 Marcy Ford ___ 1979
 Willie Ford ___ 1993-94
 Andrew Forde ___ 1999-02
 Edward Foregrave ___ 1939-41
 Herbert Forest ___ 1941
 Michael Forman ___ 2015-17
 Tony Formato ___ 1979
 Charles Forness ___ 1970
 John Fortini ___ 1959
 Ton Fortini ___ 1958
 James Fortino ___ 1969
 DeShondrick Foxworth ___ 2018-19
 Mike Fragagle ___ 1977
 Brad Frank ___ 1981

Tom Frank ___ 1983-85
 Bud Frankel ___ 1947
 Jarrett Franklin ___ 2013-14, 16-17
 Bruce Fraser ___ 1969-70
 Joe Freedy ___ 1999-01
 Reinhard Freimuth ___ 1981-83
 William Friday ___ 1953
 Dan Friedman ___ 1985
 Pat Frincano ___ 1981-82
 Kim Frink ___ 1983
 John Fritz ___ 1939
 Mark Fucinato ___ 1977
 George Fugit ___ 1982-83
 Josh Fuller ___ 2009-10
 Hank Fumerelle ___ 1982-83
Marcus Fuqua ___ 2020-
 Jake Fuzak ___ 2017-21

G

Mark Gabryel ___ 1979
 Dan Gadra ___ 1956
 Josh Gaddy ___ 2018
 Dan Gage ___ 1956
 P. Gagliardi ___ 1961
 Dave Gaglione ___ 1988-89
 Jacob Gall ___ 2018-20
 Brian Gallagher ___ 1988
 Mike Gallagher ___ 1985-86
 Jason Galley ___ 1993
 George Gallino ___ 1957
 Nick Gallo ___ 2018
 Gary Gambino ___ 1979
 Bob Gang ___ 1977
 Ron Gannello ___ 2000
 Evan Gantley ___ 2019-21
 Clifton Ganyard ___ 1987
 Joseph Garafola ___ 1962
 Mike Garofalo ___ 1996-99
 David Gardner ___ 1958
 Richard Gardont ___ 1946
 Joseph Garefalo ___ 1964-65
 Jim Gareis ___ 1985-87
 Raymond Garlapow ___ 1939-40
 Ronald Gartz ___ 1964
 Jamie Gasparre ___ 1996-97
 Michael Gasper ___ 1970
 Jamari Gassett ___ 2021
 Mike Gaydosz ___ 1998-00
 Jon Geddes ___ 2005-07
 Chuck Genco
 Richard Gener ___ 1951
 Dave Gens ___ 1983
 John Gentilella ___ 1985-86
 Harold Gerard ___ 1946-48
 Dennis Gerbasi ___ 1987-89
 Gerald Gergley ___ 1958-60
 Larry Gergley ___ 1961-62
 Fred Geringer Sr. ___ 1964-65
 Edward Gese ___ 1936-39
 Doug Gesel ___ 1981-83
 Mark Giacovelli ___ 1982-85
 Mike Giammusso ___ 1985-87
 Harry Gibbons ___ 1951-52
 James Gibbons ___ 1955-57
 Theodore Gibbons ___ 1965-67
 Dion Gibson
 J.J. Gibson ___ 2001-04
 E. Gibeau ___ 1954
 Ed Gicewicz ___ 1949-51
 Garth Gifford ___ 1961
 Don Gilbert ___ 1962-64
 William Gilbert ___ 1947-48
 Nick Gilbo ___ 2013-15
 Ibrahim Giles ___ 1994-96
 Ron Gilhousen ___ 1985-86

Jeffvon Gill ___ 2009-11
 Harry Gillman ___ 1947-48
 Matt Gilson ___ 1986
 Harold Girdlestone ___ 1951
 Peter Giullari ___ 1951
 Theodore Giza ___ 1942
 John Glanton ___ 1997-99
 Houston Glass ___ 2013-15
 Robert Goellner ___ 1950
 Daniel Gold ___ 2011-12
 Samuel Goldberg ___ 1936-39
 William Goldberg ___ 1937-38
 David Goldsby ___ 2016-17
 Eugene Gollareny ___ 1956
 Sean Gong
 Steve Goniwiecha ___ 1970
 Christian Gonzalez ___ 2016-19
 Derrick Gordon ___ 1998-01
 James Gordon ___ 1897-98
 Jimmy Gordon ___ 2010-13
 Richard Grabewstatter
 Jerry Grady ___ 1983-85
 Mark Graham ___ 2000-03
 Dale Gramza ___ 1979
 Jim Granchelli ___ 1981
 Devin Grant ___ 2022-
 James Grapes ___ 1957-58
 Steve Grashof ___ 1981
 Robert Grant ___ 1939
 Corbin Grassman ___ 2013-16
 Tyler Grassman ___ 2012-15
 John Graves
 Andrew Gray ___ 2017-18
 Chris Gray ___ 1999-00
 C. Graziadei ___ 1962
 John Greeley ___ 1981-83
 Jeff Green ___ 2004-05
 Kobe Green ___ 2017
 Kristian Green ___ 1993
 Mike Green ___ 1987-89
 St. John Green
 Dexter Greenlee ___ 1983
 Irving Grenzbach ___ 1947
 Vito Grieco ___ 1936-38
 Mike Griffin ___ 1981
 Bob Griffiths ___ 1970
 Tony Grisanti ___ 1979
 Cory Gross, Jr. ___ 2019-21
 Dominic Grossi ___ 1940-42
 Nicholas Groszos ___ 1947
 Serafino Grottanelli ___ 1946-49
 Nick Grover
 Gary Grubbs ___ 1967-69
 Albert Grundy ___ 2000-01
 Tom Grys ___ 1970
 Michael Guercio ___ 1949-51
 Jamie Guerra ___ 1999-01
 Eugene Guerrie ___ 1959, 61
 Ralph Guerrucci ___ 1956
 Craig Guest ___ 1993-96
 Russel Gugine ___ 1949-51
 Richard Guild ___ 1958
 M. Gumbinsky ___ 1934
 Ramon Guzman ___ 2002, 04-06
 Dillon Guy ___ 2011-13, 15
 Mike Gwin

H

Irving Haag ___ 1946
 Norman Haber ___ 1935-38
 Syl Haberer ___ 1986
 Mark Hackbush ___ 1981
 Brian Hackworth ___ 1981-82
 Drew Haddad ___ 1996-99
 Jim Haderer ___ 1977



ALL-TIME LETTERWINNERS

2023 BUFFALO FOOTBALL

Howard Haderer _____ 1948-49
 Ray Hadrych _____
 Rich Hadrych _____ 1983
 Skyler Hagg _____ 2007-08
 John Hahn _____ 1939
 Labinot Hakanjin _____ 2006-07
 Jeff Hale _____
 Joseph Halvenka _____ 1968
 Brendon Hamilton _____
 Jeff Hamilton _____ 1982-83
 Brett Hamlin _____ 2005-09
 Scott Hammett _____
 Willie Hampton _____ 2022
 William Hannah _____ 1970
 Brian Hansen _____ 1965
 Keith Hansen _____ 1994-97
 Nick Haragos _____ 1942
 Craig Hardgers _____ 2016-17
 Ishmael Hargrove _____ 2014-17
 Jim Harkins _____
 Herbert Harmsen _____ 1947
 Ed Harof _____ 2013
 Frank Harrington _____ 1934-36
 Jim Harrington _____
 John Harrington _____ 1990
 Chuck Harris _____ 2015-18
 Demone Harris _____ 2014-17
 Edward Harris _____ 1960-62
 Obadiah Harris _____ 2002-03
 Rich Harris _____ 1981-83
 Robert Harris _____
 Ja'Varius Harrison _____ 2017-19
 Marvin Harrison _____ 1970
Cole Harrity _____ 2022-
 B. Hart _____ 1962-64
 Larry Hart _____ 1969
 Skyler Hartley _____ 2015-17
 Jack Hartman _____ 1959-61
 John Hartman _____ 1987-90
 Nick Hartnett _____ 2022
 Brett Hastings _____ 1988-89
 Charles Hasse _____ 1898-1901
 Jack Hasz _____ 2021-22
 Eugene Hatchett _____ 1982-83
 Joe Hattendorf _____ 1995-98
 Emmy Havens _____ 1981-83
 Johnathan Hawkins _____ 2015-18
 Kendrick Hawkins _____ 2006-09
 Bill Hayden _____ 1967-69
 Jason Hayden _____ 1998-00
 Alan Hayes _____ 2008-11
 Shemar Hayes _____ 2020
 Tom Hayes _____ 1923-24
 William Hayes _____ 1917
 LaRon Haymore _____ 2004-07
 Tim Hedges _____ 1998-01
 Bob Heggeman _____ 1995
 Mike Heidrick _____ 1983-85
 Todd Heidrick _____ 1983
 Steve Heintz _____ 1988-89
 James Heitzmaus _____ 1958
 Jim Heitzhaus _____ 1956-57
 Craig Helenbrook _____ 1964-65
 Herb Helwig _____ 1921-22
 Datwan Hemingway _____ 2004
 Corey Henderson _____ 2015-16
 Terek Henderson _____ 2001
 Mike Hendickson _____
 Torey Hendrick _____ 2016
 Prentis Henley _____ 1968-70
 Edward Henry _____ 1938-39
 Mario Henry _____ 2005, 07-09
 Tom Herb _____ 1979
 Jeff Herba _____
 John Herlan _____ 1939
 Scott Herlan _____ 1969-70

Brad Herlehy _____ 1988
 Eugene Herrquist _____ 1969
 Eric Herrington _____ 1988
 David Hersh _____ 1941
 Dave Hess _____ 1982-83
 Vincent Hickel _____ 1960
 Darren Hicks _____ 2001
 Dave Hickson _____ 1985-86
 Bill Higgs _____ 1977
 Dane Hightower _____ 1985
 Ronald Hilaire _____ 2005-08
 Rich Hiler _____ 1986
 Tyrone Hill _____ 2017-20
 Eugene Hiller _____ 1939
 Ezra Hines _____
 David Hinson _____ 1995-98
 Edward Hirsch _____
 Ted Hirsch _____ 1988
 Matt Hiscock _____ 1988-89
 Ray Hobson _____ 1988-90
 Khalil Hodge _____ 2016-18
 Edward Hoeflich _____ 1950, 52
 Ron Hoffman _____
 William Hoffman _____ 1939-40
 Don Hofmar _____
 Kevin Hogan _____ 1968
 Tom Hoke _____ 1965-67
 Donald Holland _____ 1950-51
 Vincent Holland _____ 1954
 Joe Holly _____ 1964-65
 William Holmes _____ 1946, 48
 Kamathi Holsey _____ 2016-17
 Harvey Holzworth _____ 1947
 David Homa _____ 1970
 Casey Honchar _____ 1989
 Saron Hood _____ 2009-12
 Dan Horan _____ 1989
 Dick Horn _____ 1967-69
 Richard Hort _____ 1960-62
 Gary Hosey _____ 2015
 Harold Houser _____ 1942, 46-47
 Jerry Housey _____ 2007-10
 Okoye Houston _____ 2010-13
 Keith Howlett _____ 1988
 David Hubbard _____ 2006-08
 Chris Hubert _____ 1989
 John Hubert _____ 1986-90
 Mike Hubert _____ 1985-86
 Logic Hudgens _____ 2020-21
 Frank Hudson _____
 Joseph Hudson _____ 1969-70
 Kelly Hugh _____
 Devon Hughes _____ 2011-14
 Larry Huff _____ 1970
 Marvin Hunley _____ 1982-83
 Charles Hunt _____ 1983
 Thomas Hurd _____ 1965-67
 Warren Hurt _____ 1988
 Andy Hurley _____ 1983
 Larry Hutchinson _____ 2006-07
 John Hutchko _____ 1962
 Duke Hwang _____ 2015, 17
 Ken Hyer _____ 1934
 Ken Hyer _____ 1981-83
 Dawun Hylton _____ 2018
 Jamie Hypnarowski _____ 1982-83

I
 Jesse Imes _____ 2004-07
 Ja'Marcus Ingram _____ 2021
 Henry Intrator _____ 1935-38
 Anthony Iozzi _____ 1951-52
 Dwight Ives _____ 1983

J

Paul Jack _____ 1967-68
 Tomas Jack-Kurdyla _____ 2016-19
 Damian Jackson _____ 2022
 Don Jackson _____ 1970
 Ernest Jackson _____ 2005-08
 Gerald Jackson _____ 2005-07
 Keith Jackson _____ 1983
 Kenon Jackson _____ 2000
 Solomon Jackson _____ 2014-15
 Terrell Jackson _____ 2007, 09-11
 Tyree Jackson _____ 2016-18
 Bill Jacobs _____ 1985-87
 Joel Jacobs _____ 1968-69
 Phil Jacques _____ 2002-05
 Elmer Jahn _____ 1951-53
 Michael James _____ 1968, 70
 Boris Jaremka _____ 1947
 Mark Jarnot _____ 1981
 Mark Jaroszewski _____ 1985
 Rashad Jean _____ 2011-12
 Harry Jenkins, Jr. _____ 1936-39
 Jordan Jerrold _____ 2006-10
 Algje Jessie _____ 1994
 Norbert Jezawski _____ 1955
 Dave Jezewski _____ 1954
 Dave Jezewski _____ 1988
 Brian Johnessee _____ 1999-01
 Adam Johnson _____ 2001-03
 Anthony Johnson _____ 2017-18
 Bobby Johnson _____ 2000-01
 Craig Johnson _____ 2001
 "Dinky" Johnson _____
 Dominic Johnson _____ 2018-21
 Doug Johnson _____ 1979-81
 Harold Johnson _____ 1941-42
 Irving Johnson _____ 1896
 James Johnson _____ 1941
 Joe Johnson _____ 1970
 Jordan Johnson _____ 2014-16
 Keith Johnson _____ 1962
 Kevin Johnson _____ 1997-99
 Kevin Johnson _____ 2007-09
 Luke Johnson _____ 2004-05
 Lynn Johnson _____
 Marlyn Johnson _____ 2022
 Najja Johnson _____ 2010-13
 Roubbens Joseph _____ 2015-16
 Rudolph Johnson _____ 1938-40
 Rudy Johnson _____ 2011-12
 Bob Jones _____ 1990
 Charlie Jones _____ 2018
 Clifton Jones _____ 1970
 Joseph Jones _____ 1994-97
 Leeland Jones _____ 1965-67
 Leeland Jones _____ 1941-42, 46
 Lorenzo Jones _____ 2000
 Rovell Jones _____ 1967, 69-70
 Tony Jones _____ 1989
 Tim Jones _____ 1985-86
 Brandon Jordan _____ 1998-01
 Omari Jordan _____ 2000-01
 Cory Jorgensen _____ 2008-11
 Dave Joslyn _____ 1988-90
 James Judges _____ 2004-07
 Gerald Jules _____ 1985-86
 Kevin Jurkewicz _____ 1979

K

Ron Kaczor _____ 1982, 85
 Joe Kalczynski _____ 1977
 Dean Kaminske _____ 1946
 Kyle Kampf _____ 1999

Casmir Kania _____ 1951-52
 Ibrahim Kante _____ 2022
 Francis Kareken _____ 1946, 50-52
 Bunduka Kargbo _____ 2009
 James Karnes _____ 1981-85
 Tim Karnes _____ 1977-79
 Mark Karrer _____ 1977
 Joe Katusha _____ 1989-90
 Joseph Katzmeyer _____
 Gerry Kavanaugh _____
 Mark Kawalec _____ 1982-83
 Peter Kazmirchuk _____ 1946
 Kent Keating _____ 1977-79
 Carley Keats _____ 1958-60
 James Keats _____ 1956-58
 Joe Keels _____ 2016
 Bill Keifer _____ 1981-83
 Ernest Keifer _____ 1952-53
 Scott Keller _____ 1979
 Scott Keller _____ 1997-00
 Brian Kelly _____ 2008-09
 Harold Kelsey _____ 1941-42
 Michael Kenefik _____ 2018-19
 Gary Kennedy _____ 1961
 Raymond Kennedy _____ 1951-54
 Brian Kent _____ 1964
 Martin Kentner _____ 1946-47
 Ed Kershaw _____ 1968-70
 Jake Khoury _____ 2015-18
 Gary Kiblin _____
 E. Kiefer _____ 1954
 Ernest Kiefer _____ 1951
 Ben Kincel _____ 1993-96
 William Kindel _____ 1953-55
 Isaiah King _____ 2018-22
 Steven King _____ 2003-06
 Dave Kinney _____
 Donald Kinsella _____ 1946-47
 C.J. Kintz _____ 1997-99
 Fred Kintzel _____
 Bob Kirisits _____ 1983-85
 Bryan Kisabeth _____ 2004, 08
 Nicholas Kish _____ 1939-42
 Nicholas Kism _____ 1968
 Paul Kleiber _____ 1965
 William Klein _____ 1955
 Jack Klenk _____ 2018-21
 Charles Kline _____ 1942
 John Kling _____ 2012-15
 Edwin Klingelhofer _____ 1939
 Hiram "Rusty" Knapp _____ 1989-93
 Lester Knapp _____ 1924
 Paul Knapp _____ 1940
 Homer Knickerbocker _____
 Themba Knowles _____ 1989
 Corey Knox _____ 2011
 Matt Knueven _____ 2001-04
 Gabe Kogler _____ 1997-00
 Jim Kocik _____
 Fred Kogut _____ 1957-59
 Kenneth Kogut _____ 1961-62
 John Kondalkoff _____ 1985-86
 Malcolm Koonce _____ 2017-20
 Leo Kostecky _____ 1939
 Keith Kostek _____ 1983
 Bob Kovey _____ 1967-68
 Sean Kowal _____ 1981-82
 John Kowalczyk _____ 1981
 Mark Kowalec _____ 1981
 Tom Kowalewski _____ 1967-68
 Stanley Kowalski _____ 1957-59
 Greg Kozar _____ 1981
 Douglas Kozel _____ 1969-70
 Dave Kozina _____
 Steve Koziol _____
 Francis Kramer _____ 1942

Tim Krantz _____ 2010-11
 Charles Krawczyk _____ 1954-56
 Dennis Krawmier _____
 Bryan Krull _____ 1988
 David Krupp _____ 1979
 Carl D. Kruse _____ 1848
 Pete Kruszowski _____ 1979
 Chester Kryszczuk _____ 1946-49
 Edward Krzysiak _____ 1941
 Evin Ksiezarczyk _____ 2016-19
 John Kubisty _____ 1954
 Joseph Kubisty _____ 1955-56
 Austin Kunick _____ 2019
 Todd Kurlan _____ 1985
 Stuart Kusneske _____ 1951

L

Greg LaBarbera _____ 1983
 Khameron Laborn _____ 2021
 Charles LaBorne _____ 1897
 Joseph Labosky _____ 1953
 John LaChance _____ 1990
 Mike Laco _____ 1982
 Kevin Lafferty _____ 1978
 Tim Lafferty _____ 1977-78
 Gerry LaFountain _____ 1964-65
 John Lageman _____ 1953-54
Kyler Laing _____ 2021,
 Bill Laipple _____ 1984-87
 Mike Laipple _____ 1983-86
 Mike Lambert _____ 1999-02
 Jose Lambiet _____ 1985
 Carlos Lammons _____ 2010-13
 Dev Lamour _____ 2016-19
 Robert Landel _____ 1946-47
 Scott Landt _____
 Richard Lane _____ 1938
 Paul Lang _____ 1967-69
 Pete Lang _____ 1986
 Robert Langley _____ 1941
 Bruno Lapointe _____ 2007-09
 Craig Large _____ 1988
 DeSean Larmond _____ 2003, 05
 Ronald LaRocque _____ 1951-53
 Ray Larson _____ 1981
 Keith Lasher _____ 1954-55
 Campy Lasinski _____
 Salvatore Latona _____ 1934-36
 Tony Latona _____ 1994-95
 Tracey LaTona _____ 1950
 Nelson Lauffer _____ 1946
 Jeff Lawrence _____ 1997-99
 David Lawton _____ 1902-03
 Chris Lauzze _____ 2006-08
 Robert Layo _____ 1970
 Alex Lazo _____ 1999-01
 Campy Lecrinsky _____ 1981, 83
 Daniel Lee _____ 2019
 Eric Lee _____ 1995
 Fred Lee _____ 2010-13
 Aaron Leeper _____ 2002-03
 Zac Lefebvre _____ 2017-20
 Robert Leipler _____ 1948, 50
 Lawrence Lemner _____ 1965
 Mike Lender _____
 Jerome Lennon _____ 1988
 Dan Leo _____ 1985-88
 Norman Leonard _____
 Todd Lepsch _____ 1987-89
 Cortney Lester _____ 2011-14
 Kyle Lester _____ 1989-90
 Dom Lettieri _____ 1977
 Joe Lettieri _____
 Cameron Lewis _____ 2015-18
 John Lewis _____ 1941



ALL-TIME LETTERWINNERS

2023 BUFFALO FOOTBALL

Harry Liaros _____ 1947
 Pete Liberatore _____
 Frank Licata _____ 1982-85
 Joe Licata _____
 Joe Licata _____ 2012-15
 Jules Licata _____ 1947-48
 Robert Liepler _____ 1947
 Ruben Lindo _____ 1993
 Dan Lindsay _____ 2000-02
 Doug Lindsay _____ 1993-94
 Greg Lindsay _____ 1988-89
 Mark Linkiewicz _____ 1994
 John Lipinski _____ 1954, 56-57
 Bob Lipp _____
 Greg Lis _____ 2014
 Collin Lisa _____ 2015
 Mike Lloyd _____ 1982
 Ron Lloyd _____ 1983
 Lucian Lodestro _____ 1959-61
 Frank Lojacono _____ 1946
 Justin Long _____ 1997-99
 Ray Anthony Long _____ 2008, 10
 Dan Lorrain _____ 1986-87
 Mike Lospinso _____ 1977
 Sherrod Lott _____ 2006, 08-10
 Dana Loucks _____ 1987-88
 Zachary Love _____ 2002-05
 Edwin Lowe _____ 1967
 Rich Lowe _____ 1990-93
 Ed Lozano _____
 M. Lucidi _____ 1962-64
 Warren Luick _____ 1987
 John Lupinski _____ 1967-68
 Dan Lutz _____
 Mike Luzny _____ 1967-69
 Tedroy Lynch _____ 2013-14
 Al Lytle _____ 1947-48

M

Tyler Mabry _____ 2016-18
 Victor Macczewicz _____ 1940
 James MacDougall _____ 1961, 62
 Thomas MacDougall _____ 1958-60
 Mike Mach _____ 1986
 Khalil Mack _____ 2010-13
 Ledarius Mack _____ 2018-19
 Bruce MacKeller _____ 1964-65
 Russell MacKellar _____ 1964-65
 Mark MacVittie _____ 1969-70
 Harry MacWilliams _____ 1942, 46
 Larry Madden _____ 1969-70
 Doug Magera _____ 1988
 Steve Magera _____ 1985-87
 James Maglisceau _____ 1993
 Mark Maier _____ 1978-80
 Matt Maines _____ 1986
 David Majcher _____ 1969-70
 Doug Majeski _____ 1983-87
 Mike Majeski _____ 1985-86
 Frank Major _____ 1946
 Ed Malanowicz _____
 Kenneth Malick _____ 1946
 Vic Manciewicz _____ 1941
 Dale Manchester _____ 1938-39
 David Mandry _____
 James Mane _____ 1994
 Robbie Mangas _____ 2022
 Harry Manicas _____ 1938-39
 Simon Manka _____ 2007
 Mike Mann _____ 1985-87
 Richard Mann _____
 Brandon Manosalvas _____ 2014-17
 Victor Manz _____ 1946-47
 Youldain Marcellus _____ 1999-01
 Mike Marcolini _____ 1985-87

Marvin Marcus _____ 1938-39
 Harry Marinelli _____ 1955
 John Mariacmer _____ 1982
 Don Maricle _____ 1967-70
 Carl Markey _____ 1950-51
 Stanley Markiewicz _____ 1947
 Kevin Marks _____ 2018-21
 Michael Marr _____ 2009-10
 Anthony Marrano _____ 1947-48
 Albert Marsh _____ 1934
 Jeff Marshall _____ 1989
 Justin Marshall _____ 2022
 Prestom Marshall _____ 1982
 Joe Martello _____ 1988
 Ron Marten _____ 1983
 Armand Martin _____ 1960-62
 Dam Martin _____ 1967-68
 Jeff Martin _____ 1981
 Richard Martin _____ 1954-55
 Tim Martin _____ 1979
 Jacob Martinez _____ 2014-17
 John Martinkat _____ 1987
 Jerry Martzolf _____ 1981-82
 Bill Marzullo _____ 1977
 Mike Masecchia _____ 1985-87
 Mike Maser _____ 1967-68
 Dennis Mason _____ 1967-68
 Alton Massey _____ 1946-48
 Eugene Masters _____ 1951
 Mike Masucci _____ 1997-00
 Tom Matteson _____ 1995, 98-99
 Andy Mattle _____ 1987-89
 George Maue _____ 1958-60
 John Maurer _____ 1946
 Richard Mawn _____ 1988
 Joe Maxon _____ 1979-81
 Dave May _____ 1983-86
 William McCall _____ 1958
 Joe McCarthy _____ 1981
 Kevin McCarthy _____ 2001
 Mike McCarthy _____
 Paul McCarthy _____ 1979
 Deonne McClelland _____ 2001-02
 David McClernon _____
 Gabe McClover _____ 2002-04
 Frank McCollum _____ 1920
 Albert McCoy _____ 2013-16
 Steve McCullough _____ 1968-70
 Da'Von McCune _____ 2006-08
 Gary McCutcheon _____
 Bam McDonald _____ 1999-00
 Jesse McDonald _____ 1987
 Richard McDonald _____ 1946
 Tyler McDonnell _____ 1994
 Thomas MacDougall _____ 1958-60
 Chris McDuffie _____ 2003-04, 06
 Dylan McDuffie _____ 2019, 21
 Steve McDuffie _____ 1993-95
 Ted McDuffie _____ 1997
 Luke McEachern _____ 2004
 James McEwen _____ 1964-65
 William McGarva _____ 1955-56
 Ronald McGee _____ 2019-20
 Marcus McGill _____ 2012-16
 Tom McGreevy _____ 1997-99
 Kevin McGriff _____ 1995-96
 Gerry McGroarty _____ 2005-08
 William McKallip _____ 1946
 Bernie McKeever _____ 1977
 Scott McKenzie _____ 1985-86
 Bob McKeown _____ 1984-85
 Brian McKim _____
 Zeke McKine _____ 2000, 01
 Jim McKinney _____ 1987
 Joe McKoy _____ 1999-00
 Robert McLaughlin _____ 1934-35

Sean McLaughlin _____
 Tom McLaughlin _____ 1988-90
 Richard McLean _____ 1946
 Tom McLean _____ 1982
 Tom McLeod _____ 1982
 Scott McMahan _____ 2001-02
 Aaron McMickle _____ 2000-01
 Jim McNally _____ 1962-64
 William McNally _____ 1951
 James McNamare _____ 1962-65
Alex McNulty _____ 2019-
 John McWilliams _____ 1982
 Steven Means _____ 2009-12
 Rick Mease _____
 Bill Meholif _____ 2002-04
 James Meier _____
 Edward Melisz _____ 1951
 Albert Meranto _____ 1961
 Chris Merchant _____ 2015
 John Merman _____ 1959
 Dave Merrell _____ 1986-87
 Thomas Mersey _____ 1961
 Harold Mesler _____ 1995-97
 Dan Mettica _____ 1986-87
 George Metz _____ 1925
 Howard Meyer _____ 1950
 Richard Meyer _____ 1897
 Robert Meyer _____ 1997-00
 Alan Miano _____
 Anthony Miceli _____ 1964-65
 Collin Michael _____ 2013-15
Max Michel _____ 2019-
 John Michno _____ 1960-62
 John Michno _____ 1987
 Joseph Mikulewicz _____ 1952
 Dominic Milano _____ 2003
 Thomas Milarski _____ 1968-69
 Terrance Miles _____ 2002-04
 Brian Miller _____ 2003-04
 Chris Miller _____ 1991-92
 Clifford Miller _____ 1955-56
 George Miller _____ 1947-48
 Merton Miller _____ 1947-48
 Mike Miller _____ 1990
 R. Miller _____ 1959-61
 Rich Miller _____ 2019-20
 Jeff Mills _____ 2001-03
 John Milson _____ 1955
 Tom Mineo _____ 1983
 John Mings _____ 1985-87
 Kyndal Minniefield _____ 2012
 Dan Minocchi _____ 2001-04
 Al Mirand _____ 1947-49
 Greg Mirand _____ 1981
 Paul Missana _____ 1942, 46-47
 Andrew Mistretta _____ 1947-48
 Hardy Mitchell _____ 1994-97
 Todd Mitchell _____ 1985-86
 Adam Mitcheson _____ 2015-18
 Edward Mittelsteadt _____ 1946-47
 John Mizerak _____ 1981-83
 John Modrzynski _____ 1979
 Harry Moedeas _____ 1947-48
 Bruce Moelzel _____ 1979
 Robert Moler _____ 1968
 Glynn Molinich _____ 2014-17
 Jake Molinich _____ 2017-21
 Les Molnar _____ 1947-48, 50
 Dom Monacelli _____ 1996-99
 Sam Monaco _____ 1979
 Dave Mondry _____ 1988-89
 Wonderful Monds _____ 2011
 Anel Montanez _____ 2006, 08-10
 Jason Montanez _____ 2001-02
 James Montgomery _____ 1946
 Robert Moody _____ 1932-34

E. Mooradian _____ 1959-61
 Chris Moore _____ 2004-05
 Frank Morabito _____ 1946
 Norman Moran _____ 1942
 Joe Moresco _____ 1968-70
 Terry Morgan _____ 1994
 Francis Mormul _____ 1953-54
 Rodney Morris _____ 1901-04
 Willie Moseley _____ 2009-12
 Jim Mosher _____ 1967-68
 George Mosson _____ 1960
 Sunnie Motley _____ 1994
 Dick Mott _____ 1977
 George Movasian _____ 1952-54
 Mark Mozrall _____ 1992-94
 Fred Mueller _____ 1981-83
 Harold Mueller _____ 1946-48
 Justin Mulbah _____ 2016, 18-19
 Brandon Murie _____ 2010-13
 Tom Murphy _____ 1967-68
 William Murphy _____ 1969
 Mark Murtha _____ 1969
 Mick Murtha _____ 1966-67
 Robert Muscarella _____ 1957, 58
 Jahmin Muse _____ 2022
 Henry Musilli _____ 1946
 Matt Myers _____ 2019-22

N

Tim Najuch _____ 1979-82
 Gene Nance _____ 1970
 Frank Nappo _____ 1946-49
 Joseph Nappo _____ 1934
 Steve Nappo _____ 1983-86
 John Narog _____ 1946
 Joe Nataro _____
 John Nathans _____ 1961
 Nathan Navario _____
 Ike Nduka _____ 2008-10
 Dean Neaverth _____ 1985
 Kevin Neel _____ 1987
 Kevin Negley _____ 1985-87
 David Nelson _____ 1954-56
 Walter Nelson _____ 1936-39
 Steve Nemecek _____ 1985
 Doug Nemer _____ 1985
 Frank Nero _____ 1954
 Chuck Nesbitt _____ 1989
 Cosmo Nestola _____ 1981-82
 Joe Neubert _____ 1983-86
 Dave Neunhaus _____
 Alex Neutz _____ 2010-13
 Mike Newton _____ 2006-09
 Myles Nicholas _____ 2015-18
 Zach Nicholas _____ 2014-16
 Robert Nicholas _____ 1942
 Walt Nichols _____ 1979
 David Nichols _____ 1962-64
 Elwin Nichols _____ 1947-49
 John Nickerson _____ 1937
 Trevor Nickerson _____ 1989-90
 Carl Nicosia _____ 1941-42
 Nick Nicosia _____ 1946-49
 Jeff Niedermier _____ 2005-08
 Mike Niemet _____ 1977
 Dave Nierman _____ 1987-90
 Tim Nietopski _____ 1969
 Tim Nietopski _____ 1985-88
 Brandon Nishnick _____ 1997-00
 Lenoard Nixon _____ 1968, 70
 D. Nole _____ 1961, 60
 Ray Norell _____ 2005-08
 Mark Norton _____ 1986-87
 Paul Nosworthy _____ 2017-19
 Peter Notaro _____ 1954-55

Jim Novotny _____
 Todd Nowicki _____
 John Nolan _____ 2000-01
 John Nole _____ 1982
 Gene North _____ 1929
 Mike Novitsky _____ 2019-20
 Steve Nowaczyk _____ 1977-78
 Edward Nowak _____ 1951-52
 Kenneth Noyes _____ 1946
 Antonio Nunn _____ 2017-20
 Eugene Nuwer _____ 1939-40

O

Thomas Oatmeyer _____ 1962-64
 Charles O'Brien _____ 1952-53
 Edward O'Brien _____
 Jack O'Brien _____ 1934-36
 Terry O'Conner _____ 1977
 Eugene O'Donnell _____ 1947-48
 Joseph O'Grady _____ 1956-58
 James O'Hagan _____ 2015-18
 Andy O'Hara _____ 1998-99
 Tyler O'Henly _____ 2014-16
 Darryl O'Shei _____ 1989-91
Caleb Offord _____ 2022-
 Walter Olean _____
 Brandon Oliver _____ 2010-13
 Joseph Oliverio _____ 1958-60
 Greg Olma _____ 1982
 John Olson _____ 1946-48
 Walter Olson _____ 1946-49
 John Ondesko _____ 1987
 William O'Neill _____ 1961-62
 Chibueze Onwuka _____ 2017-19
 John Opfer _____ 1995-98
 Edward O'Reilly _____ 1947-50
 K.J. Osborn _____ 2016-18
 Joseph Oscsodal _____ 1964-65
 Kevin O'Shaughnessy _____ 1981
 Thomas Osika _____ 1970
 Matt Ostrowski _____ 2008-11
 Norbert Ostrozmy _____ 1960
 Eric Otis _____ 1993-95
 Matt Otwinowski _____ 2016-19
 Barrett Ouimette _____ 1994
 Tito Overton _____ 2018-19
 Jim Owens _____ 1985
 Luke Owens _____ 1978
 Mike Owens _____ 1979
 Gene Oyer _____ 1994
 Gokhan Ozkan _____ 2009-12

P

Todd Pace _____ 1993-96
 Bob Pack _____ 1981-83
 Taylor Packwood _____ 2006
 Jim Painter _____ 1988
 Robert Painter _____ 1938
 Joe Palko _____ 1988
 Len Palumbo _____ 1985-89
 Mark Panepinto _____ 1985-87
 Anthony Panzica _____ 1949
 Tony Paoli _____ 2005-06
 Raymond Paolini _____ 1957-59
 John Papsidero _____ 1952
 Joseph Papsidero _____ 1950-52
 Joseph Parisi _____ 1989
 Drew Parry _____ 1990
 James Patterson _____ 2018-22
 Jared Patterson _____ 2003-06
 Jaret Patterson _____ 2018-20
 Kendall Patterson _____ 2013-15
 Pat Patterson _____ 1967-69
 Robert Patterson _____ 1955



ALL-TIME LETTERWINNERS

2023 BUFFALO FOOTBALL

Alex Paul _____ 1949-50
 Gerald Pawcowski _____ 1962
 Gerry Pawloski _____ 1964
 Ryan Paxson _____ 2012
 Eric Payne _____
 Terry Peden _____ 2009-10
 Eric Pedley _____ 1981-83
 S. Pelczynski _____ 1934
 Tom Pelkey _____
 Sig Pelson _____ 1934
 Dallas Pelz _____ 2000-03
 Ronald Pento _____ 1961
 Jim Pepe _____ 1979
 Charles Percival _____ 1942
 Tony Percival _____ 1981-82
 Emanuel Perdix _____ 1947
 Dave Perkins _____ 1983
 Julius Perlini _____ 1952-53
 Albert Perrillo _____ 1947
 Max Perisse _____ 2013-16
 Roger Perkins _____ 1938-41
 Richard Perno _____ 1951-53
 Antonio Perry _____ 1994-95, 98
 Edward Perry _____ 1968-70
 Edward Perry _____ 1988
 Jim Perry _____ 1985
 Keon Perry _____ 2006
 Maurice Perry _____ 1994, 96-97
 David Pescrillo _____ 1970
 Joe Petit _____ 2009-11
 Paul Petosa _____ 1988-90
 Scott Pettigrew _____ 2008-09, 11-12
 Tim Pfohl _____
 Gerry Philbin _____ 1961-63
 Doug Phillip _____ 1970
 Jeff Phillips _____ 1983
 Paul Phillips _____ 1949
 Rich Phillips _____ 1977
 William Pickard _____ 1947
 Jake Pickett _____ 2013
 Kameron Pickett _____ 2017
 John Pieroni _____ 1988
 Alex Pierre _____ 2006-09
 Enrico Pierre _____ 1996-99
 Dominic Piestrak _____ 1962-64
 Scott Pilkey _____ 1989-90
 Eric Pipkins _____ 1996-99
 Richard Pirozzio _____ 1965
 P.J. Piskorik _____ 2003-04
 Joseph Pitcher _____ 1953-54
 Steve Pitts _____ 1987-89
 Travis Pitzonka _____ 2012-15
 Raymond Plewacki _____ 1940
 Gary Plotycia _____ 1979
 Andrew Podlucky _____ 1951-52
 Frankie Pointer _____ 2006
 Eric Polanski _____ 1988-90
 E. Greenard Poles _____ 1964-66
 Bence Polgar _____ 2021
 Tony Policare _____ 1990-92
Dom Polizzi _____ 2020-
 Emil Pollak _____ 1936-38
 Clifton Poodry _____ 1962
 Herbert Pordum _____ 1951, 57
 Bernard Porter _____ 2020-21
 Bob Porter _____ 1988
 Andy Potts _____
 Al Potyok _____ 1970
 Dan Poulsen _____ 1995-98
 William Potter _____
 James Potts _____ 2012-13
 Dylan Powell _____ 2020-22
 William Powell _____ 1947-48
 Ted Powers _____ 1988
 John Powley _____ 1959-60
 Chuck Powrie _____ 1967

Maurice Powsner _____ 1942
 Javunt Pratt _____ 1998, 00
 Kevin Pratt _____ 1979-81
 Matt Prelewicz _____ 1990-93
 Joe Previll _____ 1977
 Donald Price _____ 1977
 Floyd Price _____ 1947-48
 Frank Price _____ 1979
 Patrick Price _____ 1960-61
 A.J. Principe _____ 2007-10
 Chris Pristupa _____
 Eric Privateer _____
 David Pruce _____ 1997-00
 Brent Pry _____ 1990
 Przywara _____ 1956
 John Pryzbycien _____ 1967-68
 Dennis Przykuta _____ 1964-65
 Ronald Pugh _____ 1964-65
 Dave Purdie _____ 1988
 James Pusateri _____ 1963
 Brendan Pyne _____ 2020
 Norman Pysikiewicz _____ 1954-56

Q

Gary Quatrani _____ 1978-80
 Dan Quigley _____ 1989
 Gerry Quinlivan _____ 1981-84
 Mark Quinn _____ 2000-01

R

John Rachuna _____ 2009-10
 Jesse Rack _____ 2006-09
 Thomas Radich _____ 1951-53
 Mike Radon _____ 2002
 Doug Radwanski _____ 1989-90
 Frank Radzwill _____ 1947-49
 Pat Rahill _____ 1983
 Ron Rakowski _____ 1970
 Bernard Ralph _____ 1959
 Harold Rambath _____ 1940-41
 Albert Randaccio _____ 1948
 Mike Ransom _____ 1989
 R. Ranus _____ 1959-61
 Peter Rao _____ 1953-55
 Tom Rao _____ 1956
 John Rappole _____ 1934-35
 Leo Ratamess _____ 1962-64
 James Ratel _____ 1962-65
 Dave Rath _____ 1987-88
 Gerald Ratkewicz _____ 1961-62
 R. Ratkewicz _____
 Robert Ray _____ 1950-52
 Mark Raymond _____ 1990
 Louis Reale _____ 1956-58
 Pete Rech _____ 1948
 Emmanuel Reed _____ 2016-18
 Adam Redden _____ 2010-14
 Jake Reeder _____ 2010-12
 Richard Reeve _____ 1960
 Mike Regan _____
 Jim Reger _____ 1977
 Wayne Reid _____ 2005
 Frank Reid _____ 1967-69
 Jack Reid _____ 1947
 Eugene Reilly _____ 1959-61
 Frank Reilly _____ 1988-90
 William Rembert _____ 2013-16
 Jim Remillard _____ 1965-67
 James Renaldo _____ 1954
 Ted Rene _____ 2005
 Robert Repp _____ 1940
 Randy Retzlaff _____ 1979
 Tom Renzi _____
 Michael Rhodes _____ 1948-49

Joe Riccelli _____ 1967-68
 Gary Rice _____ 2005-08
 Robert E. Rich _____ 1934-35
 Sam Rich _____ 1949-50
 Jamey Richard _____ 2004-07
 Mark Richardson _____ 2010-11
 Solomon Richberg _____ 2009-10
 Theodore Ricmert _____ 1955
 Dave Richner _____ 1967-68
 Earl Riddall _____ 1930
 Ronald Ridolfi _____ 1964-65
 Thomas Ridolfi _____ 1964-65
 Doug Rifenburg _____ 1989
 P.J. Riga _____ 1990
 Taylor Riggins _____ 2018-19, 21
 Leroy Riley _____ 1960-61
 Tony Ringo _____ 1981
 John Rio _____ 1968-70
 Jeremiah Riordan _____ 2017-21
 Rodney Rishel _____ 1965-67
 Michael Rissell _____ 1965-67
 Catalino Rivera _____ 1977
 Jeff Rivera _____ 1990
 Jonathan Rivera _____ 1988-89
 Marcus Rivers _____ 2008-11
 Gary Robb _____ 1994
 Kendall Roberson _____ 2011-14
 Earl Roberts _____ 1919
 Tim Roberts _____ 2016-17
 Andy Robertson _____
 Todd Robertson _____ 2004-07
 James Robie _____ 1964
 Dane Robinson _____ 2006-09
 Ernie Robinson _____ 1977
 James Robison _____ 1947-48
 Malcolm Robinson _____ 2013-16
 Jim Rodriguez _____ 1978-80
 Rick Rodriguez _____ 1990-92
 Dan Rogan _____
 Bo Rogers _____ 1997-98
 Josh Rogers _____ 2021
 Kevin Rogers _____ 2015-16
 Grant Rohach _____ 2016
 Craig Rohlfs _____ 1998-01
 James Roll _____ 1946
 Lawrence Rolle _____ 2008-09
 James Romano _____
 Dave Romanowski _____ 1990
 William Roof _____ 1959, 60, 61
 Naaman Roosevelt _____ 2006-09
 Bernard Rosenberg _____ 1938-39
 Jud Rosengrant _____ 1926
 Robert Rosenwie _____ 1989-90
 Millard Rosing _____ 1941
 Warren Rosing _____ 1934-35
 Gary Rosner _____ 1988
 Boise Ross _____ 2013-16
 Shawn Ross _____ 1982
 Frank Rossi _____
 Mike Rossi _____ 1981-82
 Josh Roth _____ 1996-99
 Larry Rothman _____ 1977-79
 Brad Rowland _____ 2016-17
 B. Rubach _____ 1934
 William Rudick _____ 1946-48
 Alpeowsus Ruggiero _____ 1946-48
 Nicco Ruggiero _____ 2018
 Robert Ruhlman _____ 1939
 Roland Ruhlman _____ 1938-39
 Jovany Ruiz _____ 2020-22
 David Rundberg _____
 David Runyan _____ 1948-50
 George Rushing _____ 2018
 Erik Rusin _____ 1996-99
 Casey Russell _____ 2001-04
 Devon Russell _____ 2017-19

Jeff M. Russell _____ 1985-87
 Jeff S. Russell _____ 1987
 William Russo _____ 1947-48
 Dave Ruzala _____ 1985-88
 Matt Rutkowski _____ 1956
 Ken Rutkowski _____ 1967-68
 James Ryan _____ 1961-62
 Joe Ryan _____ 1979
 Tony Rykken _____ 1983
 Rick Rzeszotarski _____ 1990

S

Sherwan Saaty _____ 2004-05
 Don Sabo _____ 1967-68
 Stephen Salasny _____ 1958-60
 Trevor Sales _____ 2012-14
 Chad Salisbury _____ 1997-98
 Bernard Saltzman _____ 1949-50
 Steve Samis _____ 1987
 Stewart Sampsel _____ 2003, 05-06
 Bob Sanborn _____ 1934
 Aaron Sanders _____ 2002-05
 John Sanders _____ 2009-10
 Sam Sanders _____ 1957-59
 Richard Sanders _____ 2002-05
 Floyd Sanderson _____ 1950
 John Sandusky _____ 1993-96
 Alfred Sanelli _____ 1940
 John Saratori _____ 1979
 Mike Sarratori _____ 1982
 Dan Saskowski _____ 1981-82
 Scott Savickas _____ 1970
 G. Savitsky _____ 1954
 Paul Scalenta _____ 1965
 John Scalla _____ 1979
 John Scanlon _____ 1987-88
 Angelo Scappa _____ 1979
 C. Scarpino _____ 1954
 Alain Schaeerer _____ 2021-22
 Scott Schaffer _____ 1986
 Todd Schaffer _____ 1993-94
 Edward Schano _____ 1940
 Chris Scharon _____ 2005-08
 Mark Schieber _____
 Michael Schifano _____ 2002-05
 Rich Schifano _____ 1986
 Joe Schillace _____ 2014-15
 Jim Schiro _____ 1981-82
 Dan Schlatterer _____
 Mike Schleelein _____ 1994-96
 David Schmidli _____ 1998
 Brian Schmidt _____ 1979
 Joe Schmidt _____ 1985
 Mark Schmidt _____ 1986-87
 Tim Schmidt _____ 2003-04
 John Schneider _____ 1981
 Theodore Schneider _____ 1946-48
 Mason Schreck _____ 2013-16
 Rob Schroeder _____ 2002-05
 William Schultz _____ 1935
 Steve Schulz _____ 1985-87
 Jacob Schum _____ 2010-11
 Charles Schwab _____ 1941-42
 Franklyn Schwaneflugel _____
 Ricky Schwartz _____ 1977
 Todd Schwartz _____ 1994
 Gusty Schwartzmeier _____ 2015
 Richard Schwertfager _____ 1956-57
 Anthony Scott _____ 1994, 96
 Charles Scott _____ 1958-60
 Cliff Scott _____ 1991-94
 Kenny Scott _____ 2009-10
 Trevor Scott _____ 2004-07
 Wesley Scott _____ 2017-18
 Jerin Scroggins _____ 2017

Gerald Scull _____ 1951
 Ronald Sears _____ 2005-07
 Rob Sechrist _____ 1981-83
 Randall Secky _____ 2001-04
 Don Seider _____ 1977
 William Selent _____ 1959-61
 Daniel Sella _____ 1964-66
 Leonard Serfustini _____ 1946-48
 Russell Service _____ 1934
 Rocco Setaro _____ 1941-42
 John Seubert _____ 1934
 K. Shaken _____
 Ordean Shanabrook _____ 1950-52
 Davonte Shannon _____ 2007-10
 Robert Shapiro _____ 1941
 Jeff Sharp _____ 1981
 Mike Sharrow _____ 1968-70
 Brandon Shaughnessy _____ 1997-00
 Tom Shaughnessy _____ 2000-03
 Jordan Shay _____ 2014
 Donald Shea _____ 1946
 Taylor Sheets _____ 2016
 Dan Shefferly _____ 1996-99
 Chris Shelly _____ 1998-01
 Steve Sherman _____ 1988-89
 George Shero _____ 1946-47
 Whitney Sherry _____ 2011-14
 Richard Sherwood _____ 1941
 Ryan Sherwood-Ericsson _____ 2003-04
 Levi Shetler _____ 2019
 Jay Shields _____ 1986-88
 Robert Shields _____ 1938-40
 Joseph Shifflet _____ 1958-60
 Dan Shiskowski _____
 Steven Shoemaker _____ 2019
 Dave Short _____ 1988-90
 Greg Simmons _____ 1977
 Richard Shine _____ 1963-64
 Robert Sieber _____ 1946
 Stanley Siedlecki _____ 1969-70
 Ben Siegel _____ 1934
 Glenn Siembor _____ 1987
 Felix Siezega _____ 1948
 Jake Silas _____ 2012-14
 James Simon _____ 1946-49
 Bob Sinclair _____ 1965
 Eugene Singer _____ 1940
 Dahnel Singfield _____ 1998-00, 02
 Gary Sirface _____ 1981-82
 William Sittler _____ 1961-62
 Rich Siudzinski _____ 1952
 Nick Sizemore _____ 2009
 Raymond Skaine _____ 1958
 Bernard Skerker _____
 Jeff Skibitski _____ 1983
 Lee Skinner _____ 2011-14
 Cameron Skipworth _____ 2016
 John Slack _____ 1962
 Tatum Slack _____ 2016-18
 Bob Sloan _____ 1990
 Martin Slominski _____ 1939
 Jason Smalarz _____ 2000-02
 Eugene Small _____ 1938-40
 John Smigelski _____ 1965
 Brandon Smiley _____ 2015
 John Smine _____ 1968
 Andrae Smith _____ 2005, 08
 Andrew Smith _____ 1988
 Anthony Smith _____
 Brandon Smith _____ 1903
 Doc Smith _____ 1992-93
 Harold Smith _____ 1935-40
 Jack Smith _____ 1938-40
 Jim Smith _____ 1979
 John Smith _____ 1934-35, 39
 Leo Smith _____ 1938-40



ALL-TIME LETTERWINNERS

2023 BUFFALO FOOTBALL

Patrick Smith _____ 2007
 Phil Smith _____ 1970
 Richie Smith _____ 2008-11
 Sheldon Smith _____ 1994
 Todd Smith _____ 1990
 Tory Smith _____ 1997-00
 Philip Smolinski _____ 1951-52
 Dan Snow _____ 1986-87
 Averel Snyder _____ 1977
Cole Snyder _____ 2022-
 Keith Snyder _____ 1942
 Paul Snyder _____ 1954-56
 Sidney Snyder _____ 1939-42
 Sobodosh _____ 1987
 Ken Soltis _____ 2002
 Kristjan Sokoli _____ 2011-14
 Victor Sominsky _____
 R. Sommer _____ 1960-61
 Steve Sosnowski _____ 1989
 Ronald Spacht _____
 Chris Spell _____ 2016-17
 Carlos Spencer _____ 1997-00
 John Spencer _____ 1967
 Lance Speziale _____ 1987
 Tony Spina _____
 Jason Springer _____
 Greg Spinola _____ 1981-82
 Rich Squillace _____ 1986-88
 Azzaam Stallsworth _____ 2002
 Franklin Stamer _____ 1946-47
 Brandon Stanback _____ 2015
 C.J. Stancil _____ 2013-15
 Daniel Stanley _____ 1955-56
 James Starks _____ 2006-08
 Roy Starly _____
 John Stawicki _____ 1956-57
 Robert Steffenhagen _____ 1953-54
 Mike Steigerwald _____ 1988-89
 Jacob Steinhart _____ 1939
 Josh Stello _____ 1997-99
 Gary Stenger _____
 Eugene Stephens _____
 Tyler Stephens _____ 2021
 Mike Stepien _____ 1983
 Ronald Stepman _____ 1956-58
 Stanley Stevens _____ 1982
 Mark Stillman _____ 1979
 Robert Stiscak _____ 1968-70
 Henry Stipp _____ 1946
 Jake Stockman _____ 2011-14
 Robert Stockwell _____ 1950
 John Stofa _____ 1961-63
 Jim Stojak _____ 1981-82
 Marshall Stoll _____ 1934
 Marvin Stolper _____ 1940
 Carlton Stone _____ 1990
 Bill Stonecypher _____ 1988-91
 Chris Storr _____ 2006-09
 Richard Stowell _____ 1936-38
 Robert Stransky _____ 1936-38
 Dwellic Striggles _____ 2011-14
 Kareem Stroman _____ 1993-94
 Jim Stropa _____ 1983-85
 Richard Stuck _____ 1955
 Mike Stumpf _____ 1997-99
 Harley Styer _____ 1940
 Chris Style _____ 1989-90
 Ramon Suarez _____
 Donald Suclinya _____ 1990-93
 Jason Sulenski _____ 1990, 93-94
 John Summers _____ 1982
 Steve Svec _____
 Theodore Swales _____ 1939
 Anthony Swan _____ 1994-97
 Barry Swane _____ 1979
 James Sweeney _____ 1981

Walter Swiderski _____ 1965
 Will Swope _____ 2022
 Greg Szeliga _____ 1987
 Matthew Szsowski _____ 1949-51
 Paul Szymendera _____ 1958-60
 John Syty _____ 2008-11

T

Keith Takeh _____ 2011
 Adam Tanalski _____ 2006
 Brad Tanton _____ 1997-99
 Adam Tardif _____ 1994-96
 Gary Tartick _____ 1979
Caleb Tate _____ 2020-
 Anthone Taylor _____ 2011, 13-15
 Bryant Taylor _____
 Mike Taylor _____ 1997-00
 Mark Taylor _____ 1994-96
 William Taylor _____ 1964-65
 Tim Teicher _____ 1986-87
 James Teppett _____ 1947
 Tony Teresi _____ 1951
 Charles Termini _____ 1979
 Paul Terranova _____ 1979
 Tim Terry, Jr. _____ 2018-21
 John Testa _____ 1957
 Brandon Thermilus _____ 2007-10
 Todd Therrien _____ 2013-15
 David Thom _____ 1979
 Andre Thomas _____ 1998-99
 Chris Thomas _____
 Josh Thomas _____ 2007-10
 Seth Thomas _____ 1897-00
 Stephen Thomas _____ 1904-05
 Ray Thomas-Ishman _____ 2020
 Mike Thompson _____ 2006-08
 Tyree Thompson _____ 2020
 Kyril Threats _____ 2014-15
 M. Tilghman _____ 1934
 Bill Tipton _____ 1993-96
 Charles Tirone _____ 1956-58
 Owen Tober _____ 1970
 Carlton Todd _____ 2019-20
 Antonio Toledo _____ 1990
 Anthony Tomei _____
 Jim Tompkins _____ 1979
 Wade Tompkins _____ 1987-88
 Gary Tong _____ 1987
 William Townsend _____ 1948
 Bryant Lee Traylor _____ 1988-89
 Josh Trexler _____ 1996-99
 Donald Tripi _____ 1959
 Joseph Tripodi _____ 1941
 Alfred Trybuszewski _____ 1939-41
 Paul Tzinieris _____ 1977

U

O.D. Underwood _____ 1986-87
 Art Ungerer _____ 1927
 Chad Upshaw _____ 2003-06
 George Ursitti _____ 1950
 Andy Utz _____ 1985-88
 Mike Utz _____ 1982-83

V

John Va Bramer _____ 1981
 Atunaisa Vainikolo _____ 2018-19
 John Valentic _____ 1960-62
 Craig Valentine _____ 1988-89
 Gary Valentine _____ 1988
 Melvin Vancuren _____ 1958
 Barry Vandeburgh _____ 1970
 Dan Van Dusen _____ 1970

James Vann _____ 2003-05
 Kyle Vantrease _____ 2017, 19-21
 Richard Van Valkenburg _____ 1956-58
 Tim Van Wie _____
 Ruben Vargas _____ 2000-01
 Walter Vaughn _____ 1934-36
 Jim Vaux _____ 1977-79
 Dan Vecchies _____ 1979
 Ben Verrico _____ 1956
 Jaleel Verser _____ 2010-11
 George Vesoz _____ 1947
 Tom Vigneau _____ 1968-70
 Derek Villnave _____ 1990
 Josh Violanti _____ 2008-11
 Pete Violas _____ 1982
 James Viterna _____ 1952, 55
 Richard Vittorini _____ 1964
 William Volkert _____ 1940
 R. Vorhis _____ 1897
 George Voskerchian _____ 1951
 Greg Vrantsis _____ 2004

W

John Wactawski _____ 1951
 Johnny Wade _____ 1977
 Dennis Waggoner _____ 1969
 Paul Waldmiller _____ 1953
 Todd Waldron _____ 1983-86
 Daniel Walgate _____ 1967-69
 Fred Walentynowicz _____ 1956
 Duane Walker _____ 1985
 Rich Walker _____ 1993-95
Sidney Walker _____ 2022-
 Theron Walker _____ 1997-00
 Herb Wall _____ 1979
 Dalonte Wallace _____ 2009-12
 Evan Wallace _____ 2005-06
Gabe Wallace _____ 2019-
 Reg Wallace _____ 1977
 Herbert Wallens _____ 1941, 46
 Vincent Walsh _____ 1949-50
 Norb Waslm _____ 1951
 Greg Walters _____ 1968
 Mark Waple _____
 Chester Ward _____ 1931-32
 Fred Warnick _____ 1962
 Keith Warren _____ 1993-96
 Philip Warren _____ 2005
 Aapri Washington _____ 2018-21
 Bennie Washington _____ 1965-67
Mike Washington _____ 2022-
 Derek Wasiak _____
 Edward Wasielewski _____ 1951
 Bill Wasson _____ 1941
 Kali Watkins _____ 1995-98
 Brian Watson _____ 2003-06
 Frank Watson _____ 1955-56
 Mike Watson _____
 Colby Way _____ 2010-13
 Bernie Weber _____ 1981-83
 Eric Weber _____ 2001, 03-04
 Jacques Webb _____ 2017-18
 James Webber _____ 1964-65
 Ben Weedon _____ 1947-48
 Lorne Weeks _____ 1941-42
 Bob Wegrzyn _____ 1985
 Bill Weidner _____ 1988-90
 George Weine _____ 1934
 Matt Weiser _____ 2012-15
 Gerry Weissinger _____ 2003-06
 Fabian Weitz _____ 2019, 21
 John Welch _____ 1957-58
 James Wells _____ 1952
 Richard Wells _____ 1965-67
 John Welsh _____ 1956

Herman Wende _____ 1955
 Matt Werder _____ 1990-93
 Steve Wernick _____ 1981
 Wesley Wertman _____ 1959
 Stan Wescott _____ 1950
 Raymond Weser _____ 1949-50
 Barry Weslen _____ 1951
 Jack Wesolowski _____ 1967-68
 E. Wesp _____ 1934
 Andrew West _____ 2007-09
 Scott Weybrecht _____ 1988-89
 Raymond Whelan _____ 1946-47
 Bob Wheeler _____
 Larry Wickson _____ 1958
 Gerald Wilbur _____ 1964
 Lamar Wilcher _____ 2000-03
 Bill Wilkinson _____ 1985
 John Whieldon _____ 1942
 Brandon Whinery _____ 2009-12
 Ashton White _____ 2018
 Ernest White _____ 1897-98
 John White _____ 1981-82
 Ken White _____ 1988
 Pat Whitehead _____ 1980-82
 Morris Whiting _____ 1948
 Jack Whitman _____ 1946-47
 James Wick _____ 1961-63
 Derek Wicks _____ 1993
 Kevin Wiggins _____ 2002
 Harry Wilhelm _____ 1947-48
 Brandon Williams _____ 2015-18

Daymond Williams _____ 2021-
 Diamond Williams _____ 2014-15
 Duane Williams _____ 2000-01
 Gemara Williams _____ 2002-05
 George Williams _____ 1988
 Johnathan Williams _____ 1987-88
 Larry Williams _____ 1977
 Zach Williams _____ 2006
 Quian Williams _____ 2021-22
 Ryan Williamson _____ 2014-17
 Darius Willis _____ 2009
 Ron Willoughby _____ 2013-15
 Drew Willy _____ 2005-08
 Brian Wilson _____ 1981-82
 Eddie Wilson _____ 2018-20
 Mike Wilson _____ 1956-58
 Pat Wilson _____ 2010, 12
 Tyrone Wilson _____ 2003-04
 William Wilson _____ 1934-38
 Hurbert Winfield, Jr. _____ 1994
 William Winnett _____ 1969-70
 Justin Winters _____ 2007-10
 C. Winzer _____ 1960-62
 Andy Wisepart _____ 1983
 Dan Withers _____ 1986
 Raymond Wodarczak _____ 1946-49
 Steve Wojciechowski _____ 1985-87
 Arthur Woelfle _____ 1941-42
 Keith Woetzel _____ 2021
 Francis Woidzik _____ 1955-57
 Chris Wojtas _____ 1990-94
 Chris Wolf _____ 1967-69
 James Wolf _____ 1946
 Jim Wolfe _____ 1960-62
 Peter Wolkodoff _____ 1946-48
George Wolo _____ 2020-
 Tom Wood _____ 1977-78
 Ben Woods _____ 2004-07
 Tyree Woods, Jr. _____ 2019-20
 Jeff Woodring _____ 1988
 Barney Woodward _____ 1968-69
 Jim Worosz _____ 1979
 Dale Worrall _____ 1989-90
 Irv Wright _____ 1967
 Isaiah Wright _____ 2022-

Y

Nick Yacobucci _____ 1941
 Robert Yanchuk _____ 1958-59
 Robert Yealu _____ 2005-06
 Robert Yerge _____ 1956-58
 Craig Yesensky _____ 1990
 Cy Young _____ 1952
 Ed Young _____ 2008-11
 Londell Young _____ 1996-97
 Stephen Young _____ 1961

Z

Karl Zalar _____ 1968-70
 Henry Zagara _____ 1979
 Dave Zauner _____ 1985-87
 J.R. Zazzara _____ 2015
 John Zedick _____ 1947
 John Zeek _____ 1968
 Joseph Zelmanski _____ 1968-70
 Erik Zeppuhar _____ 2001-04
 Phil Zickel _____ 1981
 John Ziegler _____ 1970
Jake Zimmer _____ 2022-
 Gene Zinni _____ 1958
 Gene Zinni _____ 1985
 Alex Zordich _____ 2010-13
 Dan Zugelder _____ 1986-89
 Christopher Zugo _____ 1988
 Stan Zuk _____ 1933-34
 Alfred Zwolinski _____ 1947-50



YEAR-BY-YEAR RECORDS

2023 BUFFALO FOOTBALL

1894-1896
No Coaches on Record
1-2-4 (.429)

1894

Record: 0-1-1

| Date | Opponent | Result | Score |
|------|--------------|--------|-------|
| n/a | Hobart | Lost | 6-12 |
| n/a | at Rochester | Tied | 0-0 |

1895

Record: 0-1-1

| Date | Opponent | Result | Score |
|---------|-----------|--------|-------|
| Oct. 23 | Rochester | Lost | 4-6 |
| Nov. 23 | Rochester | Tied | 6-6 |

1896

Record: 1-0-2

| Date | Opponent | Result | Score |
|---------|-----------------|--------|-------|
| Oct. 31 | St. Bonaventure | Won | 6-4 |
| Nov. 7 | Syracuse | Tied | 6-6 |
| Nov. 26 | Hobart | Tied | 6-6 |

1897
C.W. Dibble
7-0-0 (1.000)

1897

Record: 7-0-0

| Date | Opponent | Result | Score |
|---------|-----------------|--------|-------|
| Oct. 9 | Hamilton | Won | 16-6 |
| Oct. 16 | Niagara | Won | 32-0 |
| Oct. 20 | Union | Won | 26-0 |
| Oct. 23 | Western Reserve | Won | 16-6 |
| Nov. 6 | Syracuse | Won | 16-0 |
| Nov. 13 | Syracuse | Won | 10-0 |
| Nov. 20 | Hobart | Won | 28-0 |

1898 - No Coach on Record

Record: 4-1-0

| Date | Opponent | Result | Score |
|---------|------------|--------|-------|
| Oct. 8 | Rensselaer | Won | 12-5 |
| Oct. 15 | Cornell | Lost | 0-27 |
| Oct. 29 | Case Tech | Won | 29-0 |
| Nov. 8 | Colgate | Won | 23-0 |
| Nov. 24 | Bucknell | Won | 36-5 |

1899
Bemus Pierce
6-0-0 (1.000)

1899

Record: 6-0-0

| Date | Opponent | Result | Score |
|---------|-----------------|--------|-------|
| Oct. 14 | Rochester | Won | 6-0 |
| Oct. 21 | Case Tech | Won | 18-0 |
| Nov. 4 | Syracuse | Won | 16-0 |
| Nov. 11 | Hobart | Won | 51-0 |
| Nov. 18 | Western Reserve | Won | 5-0 |
| Nov. 30 | Bucknell | Won | 30-0 |

1900 - No Coach on Record

Record: 1-1-2

| Date | Opponent | Result | Score |
|---------|-----------------|--------|-------|
| Oct. 27 | at Case Tech | Tied | 0-0 |
| Nov. 10 | Columbia | Lost | 0-17 |
| Nov. 17 | Western Reserve | Tied | 0-0 |
| Nov. 29 | Penn State | Won | 10-0 |

1901 - No Coach on Record

Record: 4-2-0

| Date | Opponent | Result | Score |
|----------|-----------------|--------|-------|
| Sept. 28 | Columbia | Won | 5-0 |
| Oct. 5 | Lehigh | Won | 16-0 |
| Oct. 12 | Case Tech | Won | 6-0 |
| Oct. 17 | Oberlin | Won | 5-0 |
| Oct. 26 | Michigan | Lost | 0-128 |
| Nov. 9 | Western Reserve | Lost | 6-17 |

1902 - No Coach on Record

Record: 2-4-1

| Date | Opponent | Result | Score |
|---------|-----------------|--------|-------|
| Oct. 4 | Bucknell | Lost | 0-29 |
| Oct. 11 | Columbia | Lost | 0-5 |
| Oct. 18 | Hobart | Tied | 0-0 |
| Oct. 25 | Western Reserve | Lost | 0-22 |
| Nov. 8 | Rochester | Won | 6-0 |
| Nov. 11 | Alfred | Lost | 0-12 |
| Nov. 18 | Niagara | Won | 28-0 |

1903
Raymond Turnbull
3-3-0 (.500)

1903

Record: 3-3-0

| Date | Opponent | Result | Score |
|---------|-------------|--------|-------|
| Oct. 3 | Westminster | Won | 14-0 |
| Oct. 17 | Niagara | Won | 17-6 |
| Oct. 31 | Allegheny | Lost | 0-23 |
| Nov. 3 | Hobart | Lost | 0-12 |
| Nov. 7 | Rochester | Lost | 0-47 |
| Nov. 14 | Niagara | Won | 10-6 |

1904-1914

No Varsity Teams

1915
Frank Pleasant
3-3-0 (.500)

1915

Record: 3-3-0

| Date | Opponent | Result | Score |
|---------|-----------------|--------|-------|
| Oct. 16 | St. Bonaventure | Won | 6-0 |
| Nov. 6 | Geneva | Lost | 0-29 |
| Nov. 13 | Grove City | Lost | 7-0 |
| Nov. 17 | Alfred | Won | 6-0 |
| Nov. 20 | Rochester | Won | 7-3 |
| Nov. 25 | Hobart | Lost | 6-20 |



1916-21
Art Powell
13-22-5 (.388)

1916

Record: 3-5-2

| Date | Opponent | Result | Score |
|---------|-----------------|--------|-------|
| Oct. 7 | Allegheny | Lost | 0-29 |
| Oct. 14 | Thiel | Won | 9-7 |
| Oct. 21 | Rochester | Lost | 2-14 |
| Oct. 28 | Geneva | Lost | 0-7 |
| Nov. 4 | Grove City | Tied | 0-0 |
| Nov. 7 | St. Bonaventure | Lost | 0-12 |
| Nov. 11 | Hamilton | Lost | 0-19 |
| Nov. 18 | Westminster | Won | 7-0 |
| Nov. 25 | Detroit | Tied | 0-0 |
| Nov. 30 | Hobart | Won | 6-0 |

1917

Record: 4-4-0

| Date | Opponent | Result | Score |
|---------|-----------------|--------|-------|
| Oct. 13 | Mansfield | Won | 12-6 |
| Oct. 20 | Rochester | Won | 28-0 |
| Oct. 27 | St. Bonaventure | Lost | 6-13 |
| Nov. 6 | Westminster | Lost | 0-7 |
| Nov. 10 | Hamilton | Lost | 0-6 |
| Nov. 17 | Thiel | Won | 27-7 |
| Nov. 24 | Detroit | Lost | 7-20 |
| Nov. 29 | Hobart | Won | 45-0 |

1918

Record: 3-1-0

| Date | Opponent | Result | Score |
|---------|-----------|--------|-------|
| Nov. 2 | Niagara | Won | 41-0 |
| Nov. 9 | Rochester | Won | 19-6 |
| Nov. 16 | Hobart | Won | 81-0 |
| Nov. 28 | Ithaca | Lost | 0-28 |

1919

Record: 0-5-1

| Date | Opponent | Result | Score |
|---------|-----------------|--------|-------|
| Oct. 16 | Hobart | Lost | 6-21 |
| Oct. 19 | St. Lawrence | Lost | 0-23 |
| Nov. 1 | Rochester | Lost | 0-33 |
| Nov. 8 | Westminster | Lost | 0-6 |
| Nov. 15 | St. Bonaventure | Tied | 6-6 |
| Nov. 22 | Detroit | Lost | 0-25 |

1920

Record: 1-4-0

| Date | Opponent | Result | Score |
|---------|--------------|--------|-------|
| Oct. 9 | Thiel | Lost | 0-13 |
| Oct. 16 | St. Lawrence | Lost | 0-20 |
| Oct. 22 | at Alfred | Lost | 3-7 |
| Oct. 30 | Hobart | Lost | 2-20 |
| Nov. 16 | Canisius | Won | 12-0 |



YEAR-BY-YEAR RECORDS

2023 BUFFALO FOOTBALL

1921

Record: 2-3-2

| Date | Opponent | Result | Score |
|---------|---------------|--------|-------|
| Oct. 8 | Thiel | Tied | 0-0 |
| Oct. 15 | at Bethany | Lost | 0-42 |
| Oct. 22 | Alfred | Won | 7-0 |
| Nov. 15 | St. Stephen's | Won | 54-0 |
| Nov. 12 | at Allegheny | Lost | 12-22 |
| Nov. 19 | at Hobart | Lost | 0-37 |
| Nov. 19 | at Rensselaer | Tied | 0-0 |

1922

Jim Batterson
1-5-0 (.167)

1922

Record: 1-5-0

| Date | Opponent | Result | Score |
|---------|-----------------|--------|-------|
| Oct. 7 | Mechanics Inst. | Won | 12-0 |
| Oct. 14 | Thiel | Lost | 13-15 |
| Oct. 21 | Alfred | Lost | 0-6 |
| Oct. 28 | Clarkson | Lost | 0-18 |
| Nov. 4 | at Rochester | Lost | 0-19 |
| Nov. 11 | Hobart | Lost | 10-27 |

1923

James Bond
2-5-1 (.313)

1923

Record: 2-5-1

| Date | Opponent | Result | Score |
|---------|-----------------|--------|-------|
| Oct. 6 | Roch. Optometry | Won | 40-0 |
| Oct. 13 | Thiel | Lost | 0-29 |
| Oct. 19 | at Alfred | Lost | 6-16 |
| Oct. 27 | Clarkson | Tied | 7-7 |
| Nov. 3 | Hamilton | Won | 7-6 |
| Nov. 10 | at Hobart | Lost | 0-7 |
| Nov. 17 | Rochester | Lost | 6-13 |
| Nov. 25 | at Holy Cross | Lost | 0-34 |

1924-28

Russ Carrick
5-30-2 (.162)

1924

Record: 1-7-0

| Date | Opponent | Result | Score |
|---------|-------------------|--------|-------|
| Oct. 4 | Westminster | Lost | 7-16 |
| Oct. 11 | Alfred | Lost | 0-9 |
| Oct. 18 | St. Lawrence | Won | 7-0 |
| Oct. 25 | at Davis & Elkins | Lost | 0-48 |
| Nov. 1 | Clarkson | Lost | 0-26 |
| Nov. 8 | at Rochester | Lost | 7-21 |
| Nov. 15 | Hobart | Lost | 6-13 |
| Nov. 22 | George Washington | Lost | 0-6 |

1925

Record: 3-4-1

| Date | Opponent | Result | Score |
|---------|----------------|--------|-------|
| Oct. 3 | Toledo | Won | 2-0 |
| Oct. 10 | Westminster | Lost | 0-8 |
| Oct. 17 | Rochester | Tied | 0-0 |
| Oct. 24 | Davis & Elkins | Lost | 0-39 |

| | | | |
|---------|----------------------|------|------|
| Oct. 30 | at Alfred | Won | 6-0 |
| Nov. 7 | Clarkson | Won | 10-2 |
| Nov. 14 | at Hobart | Lost | 0-13 |
| Nov. 21 | at George Washington | Lost | 0-59 |

1926

Record: 0-7-0

| Date | Opponent | Result | Score |
|------|-------------|--------|-------|
| n/a | Hobart | Lost | 13-42 |
| n/a | Rochester | Lost | 0-32 |
| n/a | Niagara | Lost | 0-60 |
| n/a | Alfred | Lost | 0-6 |
| n/a | Westminster | Lost | 0-38 |
| n/a | Clarkson | Lost | 2-20 |
| n/a | Toledo | Lost | 6-33 |

1927

Record: 0-6-1

| Date | Opponent | Result | Score |
|------|--------------|--------|-------|
| n/a | Hobart | Lost | 0-49 |
| n/a | Rochester | Lost | 0-47 |
| n/a | Niagara | Lost | 0-34 |
| n/a | Alfred | Tied | 0-0 |
| n/a | Westminster | Lost | 0-43 |
| n/a | St. Lawrence | Lost | 7-20 |
| n/a | Clarkson | Lost | 0-19 |

1928

Record: 1-6-0

| Date | Opponent | Result | Score |
|------|--------------|--------|-------|
| n/a | Hobart | Lost | 0-38 |
| n/a | Rochester | Lost | 0-36 |
| n/a | Niagara | Lost | 0-38 |
| n/a | St. Lawrence | Lost | 0-12 |
| n/a | Clarkson | Lost | 6-19 |
| n/a | Long Island | Won | 12-0 |
| n/a | Edinboro | Lost | 0-35 |

1929-30

Jay 'Biffy' Lee
8-7-0 (.533)

1929

Record: 5-2-0

| Date | Opponent | Result | Score |
|---------|----------------|--------|-------|
| n/a | at Upsala | Lost | 7-14 |
| Oct. 12 | Alfred | Won | 20-12 |
| Oct. 19 | Clarkson | Won | 12-9 |
| Oct. 26 | Rochester | Lost | 0-20 |
| Nov. 2 | at Long Island | Won | 13-0 |
| Nov. 9 | Hiram | Won | 27-12 |
| Nov. 16 | at Hobart | Won | 13-7 |

1930

Record: 3-5-0

| Date | Opponent | Result | Score |
|----------|---------------|--------|-------|
| Sept. 27 | Carnegie Tech | Lost | 2-75 |
| Oct. 4 | at Fordham | Lost | 0-71 |
| Oct. 11 | at Alfred | Lost | 0-20 |
| Oct. 18 | Hamilton | Won | 6-0 |
| Oct. 25 | at Clarkson | Lost | 6-14 |
| Nov. 1 | at Rochester | Lost | 6-24 |
| Nov. 8 | Upsala | Won | 39-0 |
| Nov. 15 | Hobart | Won | 20-6 |

1931

Bill Pritchard
2-6-0 (.250)

1931

Record: 2-6-0

| Date | Opponent | Result | Score |
|----------|---------------|--------|-------|
| Sept. 26 | Carnegie Tech | Lost | 0-25 |
| Oct. 3 | Dartmouth | Lost | 0-61 |
| Oct. 10 | at Alfred | Won | 20-13 |
| Oct. 17 | at Hamilton | Lost | 2-6 |
| Oct. 24 | Clarkson | Lost | 0-13 |
| Oct. 31 | Rochester | Lost | 7-14 |
| Nov. 7 | Notre Dame B | Lost | 6-33 |
| Nov. 14 | at Hobart | Won | 29-6 |



1932-33

Jim Wilson
12-15-3 (.450)*
**also coached 1950-51*

1932

Record: 1-5-1

| Date | Opponent | Result | Score |
|----------|-----------------|--------|-------|
| Sept. 23 | at Cornell | Lost | 0-72 |
| Oct. 1 | at Harvard | Lost | 0-66 |
| Oct. 8 | Alfred | Tied | 6-6 |
| Oct. 15 | at Clarkson | Lost | 0-41 |
| Oct. 22 | Rochester | Lost | 7-12 |
| Oct. 29 | Western Reserve | Lost | 0-11 |
| Nov. 12 | Hobart | Won | 6-0 |

1933

Record: 2-3-2

| Date | Opponent | Result | Score |
|----------|--------------------|--------|-------|
| Sept. 30 | Niagara | Lost | 0-28 |
| Oct. 7 | Hamilton | Lost | 0-15 |
| Oct. 14 | Alfred | Tied | 12-12 |
| Oct. 21 | Clarkson | Lost | 0-20 |
| Oct. 28 | Adrian | Won | 19-14 |
| Nov. 4 | at Western Reserve | Won | 7-6 |
| Nov. 10 | Hobart | Tied | 0-0 |

1934-35

George Van Bibber
4-10-1 (.409)

1934

Record: 2-4-1

| Date | Opponent | Result | Score |
|----------|-----------------|--------|-------|
| Sept. 29 | Niagara | Lost | 0-27 |
| Oct. 6 | Hamilton | Tied | 0-0 |
| Oct. 13 | Western Reserve | Lost | 0-33 |
| Oct. 20 | at Alfred | Won | 14-0 |
| Oct. 27 | Toledo | Won | 8-0 |
| Nov. 3 | at Clarkson | Lost | 0-27 |
| Nov. 10 | Hobart | Lost | 13-19 |



YEAR-BY-YEAR RECORDS

2023 BUFFALO FOOTBALL

1935

Record: 2-6-0

| Date | Opponent | Result | Score |
|----------|-----------------|--------|-------|
| Sept. 28 | Baldwin-Wallace | Lost | 0-55 |
| Oct. 5 | Hamilton | Lost | 0-20 |
| Oct. 12 | Western Reserve | Lost | 0-61 |
| Oct. 19 | Alfred | Won | 7-0 |
| Oct. 26 | Wayne State | Lost | 0-14 |
| Nov. 2 | Clarkson | Lost | 0-32 |
| Nov. 9 | Hobart | Won | 13-12 |
| Nov. 16 | Toledo | Lost | 6-19 |

| | | | |
|---------|----------------|------|------|
| Nov. 11 | at Hobart | Lost | 0-20 |
| Nov. 18 | at Wayne State | Lost | 0-20 |

| | | | |
|---------|--------------|-----|------|
| Nov. 8 | St. Lawrence | Won | 50-7 |
| Nov. 15 | at Bucknell | Won | 14-6 |

1940

Record: 3-5-0

| Date | Opponent | Result | Score |
|----------|--------------------|--------|-------|
| Sept. 28 | at Susquehanna | Lost | 6-20 |
| Oct. 5 | Drexel | Won | 20-13 |
| Oct. 12 | at Williams | Lost | 0-27 |
| Oct. 19 | at Alfred | Lost | 0-19 |
| Oct. 26 | at Connecticut | Won | 7-6 |
| Nov. 2 | City College of NY | Won | 7-6 |
| Nov. 9 | Hobart | Lost | 7-19 |
| Nov. 16 | Wayne State | Lost | 0-6 |



1948-49
Frank Clair
12-4-1 (.735)

1948

Record: 6-1-1

| Date | Opponent | Result | Score |
|----------|---------------------------|--------|-------|
| Sept. 25 | at Colgate | Lost | 0-25 |
| Oct. 2 | Hobart | Won | 39-0 |
| Oct. 9 | at Rensselaer | Won | 39-21 |
| Oct. 16 | Alfred | Won | 8-0 |
| Oct. 23 | at Washington & Jefferson | Won | 41-14 |
| Oct. 30 | at Louisville | Won | 48-13 |
| Nov. 6 | Niagara | Tied | 13-13 |
| Nov. 13 | Bucknell | Won | 47-13 |

1949

Record: 6-3-0

| Date | Opponent | Result | Score |
|----------|------------------------|--------|-------|
| Sept. 24 | at Colgate | Lost | 0-32 |
| Oct. 1 | Niagara | Won | 26-7 |
| Oct. 8 | Rensselaer | Won | 26-2 |
| Oct. 15 | at Alfred | Won | 32-6 |
| Oct. 22 | St. Lawrence | Lost | 7-13 |
| Oct. 29 | Bucknell | Lost | 7-21 |
| Nov. 5 | Washington & Jefferson | Won | 26-0 |
| Nov. 12 | at Rhode Island | Won | 39-7 |
| Nov. 19 | at Ohio | Won | 20-7 |



1936-47
Jim Peele
38-34-1 (.527)

1936

Record: 5-3-0

| Date | Opponent | Result | Score |
|---------|----------------|--------|-------|
| Oct. 3 | Defiance | Won | 26-6 |
| Oct. 10 | at Rochester | Won | 29-2 |
| Oct. 17 | at Alfred | Won | 27-0 |
| Oct. 24 | Hiram | Won | 19-12 |
| Oct. 31 | at Clarkson | Lost | 0-41 |
| Nov. 7 | Hobart | Lost | 2-52 |
| Nov. 14 | at Wayne State | Lost | 6-14 |
| Nov. 21 | Rensselaer | Won | 12-0 |

1941

Record: 3-4-1

| Date | Opponent | Result | Score |
|----------|------------------------|--------|-------|
| Sept. 27 | Susquehanna | Won | 19-0 |
| Oct. 4 | at City College of NY | Won | 6-0 |
| Oct. 11 | at Drexel | Lost | 6-19 |
| Oct. 18 | Washington & Jefferson | Lost | 6-14 |
| Oct. 25 | at Alfred | Lost | 0-14 |
| Nov. 1 | Lehigh | Tied | 0-0 |
| Nov. 8 | at Hobart | Won | 12-7 |
| Nov. 15 | Rensselaer | Lost | 6-21 |

1942

Record: 6-2-0

| Date | Opponent | Result | Score |
|----------|---------------------------|--------|-------|
| Sept. 25 | at Susquehanna | Won | 19-0 |
| Oct. 2 | St. Lawrence | Won | 20-0 |
| Oct. 9 | at Washington & Jefferson | Lost | -13 |
| Oct. 16 | Hartwick | Won | 50-6 |
| Oct. 23 | Carnegie Tech | Lost | 14-27 |
| Oct. 30 | at Johns Hopkins | Won | 26-6 |
| Nov. 7 | Hobart | Won | 66-0 |
| Nov. 14 | at Rensselaer | Won | 13-0 |

1943-1945

No Varsity Teams

1946


Record: 7-2-0

| Date | Opponent | Result | Score |
|----------|------------------|--------|-------|
| Sept. 28 | Moravian | Won | 40-7 |
| Oct. 5 | at Rensselaer | Won | 28-13 |
| Oct. 12 | at Hobart | Won | 20-7 |
| Oct. 19 | Bucknell | Lost | 0-20 |
| Oct. 26 | Wayne State | Lost | 20-25 |
| Nov. 2 | at Bethany | Won | 32-6 |
| Nov. 9 | Alfred | Won | 20-12 |
| Nov. 16 | at Carnegie Tech | Won | 28-0 |
| Nov. 23 | Johns Hopkins | Won | 36-0 |

1947

Record: 8-1-0

| Date | Opponent | Result | Score |
|----------|----------------|--------|-------|
| Sept. 19 | Niagara | Won | 27-14 |
| Sept. 26 | at Moravian | Won | 7-0 |
| Oct. 4 | Rensselaer | Won | 14-7 |
| Oct. 11 | Hobart | Won | 54-0 |
| Oct. 18 | at Alfred | Won | 40-7 |
| Oct. 25 | at Wayne State | Lost | 12-32 |
| Nov. 1 | Bethany | Won | 40-6 |



1950-51
Jim Wilson
12-15-3 (.450)*
**also coached 1932-33*

1950

Record: 5-3-0

| Date | Opponent | Result | Score |
|----------|---------------|--------|-------|
| Sept. 23 | at Cortland | Won | 13-0 |
| Sept. 30 | at Louisville | Lost | 19-48 |
| Oct. 7 | Niagara | Lost | 13-27 |
| Oct. 14 | Alfred | Won | 13-0 |
| Oct. 21 | Brooklyn | Won | 52-6 |
| Oct. 28 | Rhode Island | Won | 33-12 |
| Nov. 11 | Ohio | Lost | 14-22 |
| Nov. 18 | at Rensselaer | Won | 34-14 |

1951

Record: 4-4-0

| Date | Opponent | Result | Score |
|----------|---------------|--------|-------|
| Sept. 21 | Cortland | Won | 26-0 |
| Sept. 29 | Colgate | Lost | 13-47 |
| Oct. 5 | Ohio Wesleyan | Lost | 0-21 |
| Oct. 13 | at Alfred | Won | 31-6 |

1937

Record: 4-4-0

| Date | Opponent | Result | Score |
|---------|---------------|--------|-------|
| Oct. 2 | at Allegheny | Won | 14-7 |
| Oct. 9 | Rochester | Won | 12-7 |
| Oct. 16 | Alfred | Lost | 13-25 |
| Oct. 23 | Kent State | Won | 13-0 |
| Oct. 30 | Defiance | Won | 12-7 |
| Nov. 6 | at Hobart | Lost | 7-12 |
| Nov. 13 | Wayne State | Lost | 6-23 |
| Nov. 20 | at Rensselaer | Lost | 12-13 |

1938

Record: 2-6-0

| Date | Opponent | Result | Score |
|---------|-----------------------|--------|-------|
| Oct. 1 | at City College of NY | Lost | 2-15 |
| Oct. 8 | Manchester | Lost | 6-21 |
| Oct. 15 | at Alfred | Lost | 0-7 |
| Oct. 22 | at Kent State | Lost | 0-52 |
| Oct. 29 | Allegheny | Won | 47-0 |
| Nov. 5 | Hobart | Lost | 0-19 |
| Nov. 12 | at Wayne State | Lost | 0-35 |
| Nov. 19 | Renssaeler | Won | 26-7 |

1939

Record: 0-7-0


| Date | Opponent | Result | Score |
|----------|--------------------|--------|-------|
| Sept. 30 | Susquehanna | Lost | 0-6 |
| Oct. 7 | City College of NY | Lost | 0-19 |
| Oct. 14 | Alfred | Lost | 0-14 |
| Oct. 21 | at Lehigh | Lost | 0-22 |
| Oct. 28 | Connecticut | Lost | 7-25 |



YEAR-BY-YEAR RECORDS

2023 BUFFALO FOOTBALL

| | | | |
|---------|---------------|------|-------|
| Oct. 20 | at Bucknell | Lost | 32-62 |
| Oct. 27 | Connecticut | Won | 20-6 |
| Nov. 3 | at Miami (OH) | Lost | 7-27 |
| Nov. 17 | Rensselaer | Won | 33-20 |



**1952-54
Fritz Febel
4-19-1 (.188)**

**1952
Record: 1-7-0**

| Date | Opponent | Result | Score |
|----------|--------------------|--------|-------|
| Sept. 20 | at Cortland | Lost | 13-33 |
| Sept. 27 | at Connecticut | Lost | 7-47 |
| Oct. 4 | Colgate | Lost | 0-13 |
| Oct. 11 | Lehigh | Lost | 7-26 |
| Oct. 18 | Bucknell | Lost | 0-22 |
| Oct. 25 | at Western Reserve | Lost | 13-35 |
| Nov. 1 | Alfred | Lost | 7-19 |
| Nov. 8 | St. Lawrence | Won | 12-6 |

**1953
Record: 1-5-1**

| Date | Opponent | Result | Score |
|----------|-----------------|--------|-------|
| Sept. 26 | at Bucknell | Lost | 6-35 |
| Oct. 3 | Cortland | Tied | 12-12 |
| Oct. 10 | at Lehigh | Lost | 0-27 |
| Oct. 17 | Western Reserve | Lost | 6-26 |
| Oct. 24 | Findlay | Lost | 0-34 |
| Oct. 31 | at Alfred | Lost | 0-47 |
| Nov. 14 | Ohio Northern | Won | 20-0 |

**1954
Record: 2-7-0**

| Date | Opponent | Result | Score |
|----------|--------------------|--------|-------|
| Sept. 25 | at Cortland | Lost | 6-20 |
| Oct. 2 | Brockport | Lost | 6-19 |
| Oct. 9 | at Hobart | Lost | 0-45 |
| Oct. 16 | Lafayette | Lost | 0-26 |
| Oct. 23 | at Western Reserve | Lost | 7-35 |
| Oct. 30 | Alfred | Lost | 0-25 |
| Nov. 6 | St. Lawrence | Won | 13-6 |
| Nov. 13 | Brandeis | Lost | 20-52 |
| Nov. 20 | at Rensselaer | Won | 20-19 |



**1955-65
Dick Offenhamer
58-37-5 (.605)**

*1958 Lambert Cup
1958 Tangerine Bowl**

*Team chose not to play

**1955
Record: 4-4-1**

| Date | Opponent | Result | Score |
|----------|-----------------|--------|-------|
| Sept. 24 | Cortland | Lost | 7-28 |
| Oct. 1 | at Brockport | Won | 26-0 |
| Oct. 8 | Hobart | Tied | 0-0 |
| Oct. 14 | at McMaster | Won | 29-0 |
| Oct. 22 | Western Reserve | Lost | 13-32 |
| Oct. 29 | at Alfred | Lost | 14-26 |
| Nov. 5 | at St. Lawrence | Won | 39-12 |
| Nov. 12 | Brandeis | Lost | 13-20 |
| Nov. 19 | Rensselaer | Won | 45-0 |

**1956
Record: 5-3-0**

| Date | Opponent | Result | Score |
|----------|--------------------|--------|-------|
| Sept. 22 | at Cortland | Won | 26-12 |
| Sept. 26 | Carnegie Tech | Won | 13-6 |
| Oct. 13 | at Western Reserve | Lost | 13-20 |
| Oct. 20 | St. Lawrence | Won | 41-12 |
| Oct. 27 | Alfred | Lost | 19-26 |
| Nov. 3 | at Bucknell | Won | 31-13 |
| Nov. 10 | Ohio Northern | Won | 72-0 |
| Nov. 17 | at Hobart | Lost | 12-33 |

**1957
Record: 5-4-0**

| Date | Opponent | Result | Score |
|----------|------------------|--------|-------|
| Sept. 28 | at Carnegie Tech | Won | 14-9 |
| Oct. 5 | Lafayette | Lost | 6-13 |
| Oct. 12 | Western Reserve | Lost | 6-13 |
| Oct. 19 | at St. Lawrence | Won | 14-6 |
| Oct. 26 | at Alfred | Won | 15-0 |
| Nov. 2 | Wayne State | Won | 33-7 |
| Nov. 9 | Cortland | Lost | 0-20 |
| Nov. 16 | Lehigh | Lost | 7-27 |
| Nov. 23 | at Temple | Won | 13-6 |

**1958
Record: 8-1-0
Lambert Cup Champions**

| Date | Opponent | Result | Score |
|----------|--------------------|--------|-------|
| Sept. 27 | at Harvard | Won | 6-3 |
| Oct. 4 | at Cortland | Won | 7-6 |
| Oct. 11 | at Western Reserve | Won | 19-6 |
| Oct. 18 | Baldwin-Wallace | Lost | 0-26 |
| Oct. 25 | Columbia | Won | 34-14 |
| Nov. 1 | Temple | Won | 54-6 |
| Nov. 8 | at Wayne State | Won | 44-14 |
| Nov. 15 | at Lehigh | Won | 34-26 |
| Nov. 22 | Bucknell | Won | 38-0 |

**1959
Record: 8-1-0**

| Date | Opponent | Result | Score |
|----------|---------------------|--------|-------|
| Sept. 26 | at Temple | Won | 28-14 |
| Oct. 3 | Cortland | Won | 68-2 |
| Oct. 10 | at Bucknell | Lost | 21-26 |
| Oct. 17 | at Baldwin-Wallace | Won | 27-18 |
| Oct. 24 | Western Reserve | Won | 22-2 |
| Oct. 31 | at Youngstown State | Won | 16-7 |
| Nov. 7 | Rhode Island | Won | 41-6 |
| Nov. 14 | Gettysburg | Won | 19-6 |
| Nov. 21 | Marshall | Won | 37-12 |

**1960
Record: 4-6-0**

| Date | Opponent | Result | Score |
|----------|--------------------|--------|-------|
| Sept. 17 | at Army | Lost | 0-37 |
| Sept. 24 | VMI | Lost | 14-28 |
| Oct. 1 | at Temple | Won | 21-12 |
| Oct. 8 | at Bucknell | Lost | 0-41 |
| Oct. 15 | Youngstown State | Won | 40-13 |
| Oct. 22 | at Western Reserve | Won | 44-0 |
| Oct. 29 | Colgate | Lost | 20-28 |
| Nov. 5 | Connecticut | Lost | 24-31 |
| Nov. 12 | at Gettysburg | Won | 36-6 |
| Nov. 19 | Boston University | Lost | 14-42 |

**1961
Record: 4-5-0**

| Date | Opponent | Result | Score |
|----------|----------------------|--------|-------|
| Sept. 16 | Gettysburg | Won | 14-6 |
| Sept. 23 | at Boston University | Won | 24-12 |
| Sept. 30 | at Delaware | Lost | 12-36 |
| Oct. 7 | Holy Cross | Lost | 8-20 |
| Oct. 14 | at Villanova | Lost | 6-28 |
| Oct. 21 | Temple | Won | 30-3 |
| Oct. 28 | at Connecticut | Won | 30-7 |
| Nov. 4 | Bucknell | Lost | 6-12 |
| Nov. 11 | VMI | Lost | 6-39 |

**1962
Record: 6-3-0**

| Date | Opponent | Result | Score |
|----------|----------------------|--------|-------|
| Sept. 22 | at Boston University | Won | 27-23 |
| Sept. 29 | at Holy Cross | Lost | 6-16 |
| Oct. 6 | Villanova | Lost | 6-36 |
| Oct. 13 | Delaware | Won | 20-19 |
| Oct. 20 | at Temple | Won | 16-13 |
| Oct. 27 | Ohio | Lost | 6-41 |
| Nov. 3 | at Bucknell | Won | 28-0 |
| Nov. 10 | at Gettysburg | Won | 44-0 |
| Nov. 17 | Colgate | Won | 6-0 |

**1963
Record: 5-3-1**

| Date | Opponent | Result | Score |
|----------|-------------------|--------|-------|
| Sept. 14 | Gettysburg | Won | 34-0 |
| Sept. 21 | at Ohio | Won | 7-0 |
| Sept. 28 | at Holy Cross | Tied | 6-6 |
| Oct. 5 | at Villanova | Won | 14-7 |
| Oct. 12 | Marshall | Lost | 8-10 |
| Oct. 19 | Boston University | Won | 22-13 |
| Nov. 2 | at Delaware | Lost | 6-34 |
| Nov. 9 | at Boston College | Lost | 0-15 |
| Nov. 16 | Colgate | Won | 23-0 |



YEAR-BY-YEAR RECORDS

2023 BUFFALO FOOTBALL

1964

Record: 4-4-1

| Date | Opponent | Result | Score |
|----------|----------------------|--------|-------|
| Sept. 19 | at Boston University | Won | 34-0 |
| Sept. 26 | at Cornell | Tied | 9-9 |
| Oct. 3 | Massachusetts | Lost | 22-24 |
| Oct. 10 | at Marshall | Lost | 12-14 |
| Oct. 17 | VMI | Won | 14-10 |
| Oct. 24 | Holy Cross | Lost | 14-20 |
| Oct. 31 | Delaware | Won | 27-0 |
| Nov. 7 | Richmond | Won | 28-13 |
| Nov. 14 | Colgate | Lost | 6-7 |

1965

Record: 5-3-2

| Date | Opponent | Result | Score |
|----------|-------------------|--------|-------|
| Sept. 18 | at Boston College | Lost | 6-18 |
| Sept. 25 | Tampa | Tied | 13-13 |
| Oct. 2 | at Massachusetts | Won | 18-6 |
| Oct. 9 | Boston University | Lost | 7-14 |
| Oct. 16 | Richmond | Won | 24-0 |
| Oct. 23 | Dayton | Tied | 0-0 |
| Oct. 30 | at Holy Cross | Lost | 7-20 |
| Nov. 6 | at Delaware | Won | 22-0 |
| Nov. 13 | Colgate | Won | 28-0 |
| Nov. 20 | at Villanova | Won | 20-7 |



**1966-68
Doc Urich
18-12-0 (.600)**

1966

Record: 5-5-0

| Date | Opponent | Result | Score |
|----------|----------------------|--------|-------|
| Sept. 17 | at Kent State | Won | 27-23 |
| Sept. 24 | Cornell | Lost | 21-28 |
| Oct. 1 | Villanova | Won | 28-8 |
| Oct. 8 | at Boston University | Lost | 16-26 |
| Oct. 15 | at Dayton | Lost | 3-13 |
| Oct. 22 | at Boston College | Lost | 21-22 |
| Oct. 29 | Holy Cross | Won | 35-3 |
| Nov. 5 | Delaware | Won | 36-6 |
| Nov. 12 | at Tampa | Lost | 8-27 |
| Nov. 19 | Youngstown State | Won | 25-16 |

1967

Record: 6-4-0

| Date | Opponent | Result | Score |
|----------|-------------------------|--------|-------|
| Sept. 16 | Kent State | Won | 30-6 |
| Sept. 23 | at North Carolina State | Lost | 6-24 |
| Sept. 30 | at Virginia | Lost | 12-35 |
| Oct. 7 | Temple | Won | 44-14 |
| Oct. 14 | Boston University | Won | 6-0 |
| Oct. 21 | at Boston College | Won | 26-14 |
| Oct. 28 | at Holy Cross | Lost | 25-38 |
| Nov. 4 | at Delaware | Won | 38-19 |
| Nov. 11 | at Villanova | Lost | 23-41 |
| Nov. 18 | Colgate | Won | 31-0 |

1968

Record: 7-3-0

| Date | Opponent | Result | Score |
|----------|----------------------|--------|-------|
| Sept. 14 | at Iowa State | Lost | 10-28 |
| Sept. 21 | at Kent State | Won | 21-13 |
| Sept. 28 | Massachusetts | Won | 23-0 |
| Oct. 5 | at Boston College | Lost | 12-31 |
| Oct. 12 | Delaware | Won | 29-17 |
| Oct. 19 | Villanova | Lost | 7-28 |
| Oct. 26 | Holy Cross | Won | 10-9 |
| Nov. 2 | at Temple | Won | 50-40 |
| Nov. 9 | at Northern Illinois | Won | 20-7 |
| Nov. 23 | at Boston University | Won | 13-10 |



**1969-70
Bob Deming
8-12-0 (.400)**

1969

Record: 6-3-0

| Date | Opponent | Result | Score |
|----------|-------------------|--------|-------|
| Sept. 13 | at Ball State | Lost | 7-10 |
| Sept. 20 | Xavier | Won | 17-0 |
| Sept. 27 | at Massachusetts | Won | 16-6 |
| Oct. 4 | Kent State | Lost | 8-17 |
| Oct. 11 | Dayton | Won | 27-0 |
| Oct. 25 | Virginia Tech | Lost | 7-21 |
| Nov. 1 | Temple | Won | 33-0 |
| Nov. 8 | at Boston College | Won | 35-21 |
| Nov. 22 | at Villanova | Won | 24-14 |

1970

Record: 2-9-0

| Date | Opponent | Result | Score |
|----------|----------------------|--------|-------|
| Sept. 12 | Ball State | Lost | 7-14 |
| Sept. 19 | Toledo | Lost | 6-27 |
| Sept. 26 | at Kent State | Lost | 21-27 |
| Oct. 3 | Massachusetts | Won | 16-13 |
| Oct. 10 | Villanova | Lost | 7-17 |
| Oct. 17 | at Dayton | Lost | 0-41 |
| Oct. 24 | at Virginia Tech | Lost | 14-31 |
| Oct. 31 | Holy Cross | Won | 16-0 |
| Nov. 7 | at Boston College | Lost | 12-65 |
| Nov. 14 | at Temple | Lost | 8-21 |
| Nov. 21 | at Northern Illinois | Lost | 21-43 |

1971-1976

No football



**1977-89
Bill Dando
59-64-1 (.480)**

1977

Record: 0-3-1

| Date | Opponent | Result | Score |
|---------|--------------|--------|-------|
| Oct. 8 | RIT | Tied | 7-7 |
| Oct. 15 | Canisius | Lost | 8-22 |
| Oct. 22 | at Brockport | Lost | 7-17 |
| Nov. 5 | Coast Guard | Lost | 14-41 |

1978

Record: 3-6-0

| Date | Opponent | Result | Score |
|----------|----------------|--------|-------|
| Sept. 9 | at Cortland | Lost | 14-35 |
| Sept. 16 | John Carroll | Lost | 13-17 |
| Sept. 23 | Brockport | Lost | 35-31 |
| Sept. 30 | at Waynesburg | Lost | 13-30 |
| Oct. 7 | at Canisius | Won | 16-10 |
| Oct. 14 | Albany | Won | 15-8 |
| Oct. 28 | Rochester | Lost | 21-31 |
| Nov. 4 | at Coast Guard | Lost | 25-29 |
| Nov. 11 | Alfred | Lost | 12-20 |

1979

Record: 4-5-0

| Date | Opponent | Result | Score |
|----------|-----------------|--------|-------|
| Sept. 8 | Cortland | Won | 17-13 |
| Sept. 15 | at John Carroll | Won | 9-3 |
| Sept. 22 | at Brockport | Lost | 25-32 |
| Sept. 29 | Waynesburg | Won | 29-28 |
| Oct. 6 | Canisius | Lost | 18-21 |
| Oct. 13 | at Albany | Lost | 12-40 |
| Oct. 20 | at Westminster | Lost | 0-24 |
| Oct. 27 | St. Lawrence | Won | 3-0 |
| Nov. 10 | at Alfred | Lost | 3-16 |

1980

Record: 6-5-0

| Date | Opponent | Result | Score |
|----------|--------------------|--------|-------|
| Sept. 6 | at Brockport | Won | 14-13 |
| Sept. 13 | at Cortland | Won | 20-14 |
| Sept. 20 | Grove City | Won | 3-2 |
| Sept. 27 | Hobart | Won | 6-0 |
| Oct. 4 | at Rochester | Won | 9-7 |
| Oct. 11 | Albany | Lost | 24-27 |
| Oct. 18 | at Canisius | Lost | 14-17 |
| Oct. 25 | at Dayton | Lost | 0-55 |
| Nov. 1 | Edinboro | Lost | 10-34 |
| Nov. 8 | at Baldwin-Wallace | Lost | 7-43 |
| Nov. 15 | Alfred | Won | 31-29 |



YEAR-BY-YEAR RECORDS

2023 BUFFALO FOOTBALL

1981

Record: 5-5-0

| Date | Opponent | Result | Score |
|----------|-----------------|--------|-------|
| Sept. 12 | Cortland | Won | 34-7 |
| Sept. 19 | at Grove City | Won | 42-6 |
| Sept. 26 | at Hobart | Won | 41-10 |
| Oct. 3 | Wayne State | Won | 27-14 |
| Oct. 10 | at Albany | Lost | 0-32 |
| Oct. 17 | Canisius | Won | 15-8 |
| Oct. 24 | Dayton | Lost | 7-14 |
| Oct. 31 | at Edinboro | Lost | 0-35 |
| Nov. 7 | Westminster | Lost | 0-14 |
| Nov. 14 | at St. Lawrence | Lost | 21-28 |

1982

Record: 5-5-0

| Date | Opponent | Result | Score |
|----------|--------------------|--------|-------|
| Sept. 11 | at Cortland | Lost | 28-31 |
| Sept. 18 | at Baldwin-Wallace | Lost | 26-31 |
| Sept. 25 | Rochester | Won | 14-13 |
| Oct. 2 | Buffalo State | Won | 44-3 |
| Oct. 9 | at Canisius | Won | 35-13 |
| Oct. 16 | Ithaca | Lost | 14-18 |
| Oct. 23 | Brockport | Won | 52-13 |
| Oct. 30 | Norwich | Lost | 15-20 |
| Nov. 6 | at Albany | Won | 42-14 |
| Nov. 13 | at Alfred | Lost | 21-24 |

1983

Record: 8-2-0

| Date | Opponent | Result | Score |
|----------|------------------|--------|-------|
| Sept. 10 | Cortland | Won | 35-0 |
| Sept. 17 | Baldwin-Wallace | Won | 29-28 |
| Sept. 24 | at Rochester | Won | 21-7 |
| Oct. 1 | at Buffalo State | Lost | 7-24 |
| Oct. 8 | Canisius | Won | 10-6 |
| Oct. 15 | at Ithaca | Lost | 13-28 |
| Oct. 22 | at Brockport | Won | 24-6 |
| Oct. 29 | at Norwich | Won | 31-21 |
| Nov. 5 | Albany | Won | 15-13 |
| Nov. 12 | Alfred | Won | 47-17 |

1984

Record: 6-4-0

| Date | Opponent | Result | Score |
|----------|---------------|--------|-------|
| Sept. 8 | at Cortland | Lost | 7-23 |
| Sept. 15 | Mansfield | Won | 44-14 |
| Sept. 22 | Rochester | Won | 35-7 |
| Sept. 29 | Buffalo State | Won | 6-2 |
| Oct. 6 | at Canisius | Won | 19-10 |
| Oct. 13 | Ithaca | Lost | 6-10 |
| Oct. 20 | Brockport | Won | 44-15 |
| Oct. 27 | at Alfred | Lost | 0-17 |
| Nov. 3 | at Albany | Lost | 10-33 |
| Nov. 10 | at Lock Haven | Won | 21-9 |

1985

Record: 4-6-0

| Date | Opponent | Result | Score |
|----------|------------------|--------|-------|
| Sept. 14 | Cortland | Won | 31-14 |
| Sept. 21 | at Mansfield | Lost | 19-28 |
| Sept. 28 | at Rochester | Won | 35-28 |
| Oct. 5 | at Buffalo State | Won | 30-11 |
| Oct. 12 | Canisius | Lost | 25-34 |
| Oct. 19 | at Ithaca | Lost | 7-23 |
| Oct. 26 | at Brockport | Won | 13-11 |

| | | | |
|---------|------------|------|-------|
| Nov. 2 | Alfred | Lost | 7-14 |
| Nov. 9 | Albany | Lost | 0-20 |
| Nov. 16 | Lock Haven | Lost | 21-23 |

1986

Record: 9-2-0

| Date | Opponent | Result | Score |
|----------|-----------------|--------|-------|
| Sept. 6 | at Towson State | Lost | 8-37 |
| Sept. 13 | at Cortland | Won | 23-22 |
| Sept. 20 | Buffalo State | Won | 37-7 |
| Sept. 27 | Rochester | Won | 21-19 |
| Oct. 4 | at Villanova | Won | 29-27 |
| Oct. 11 | at Canisius | Won | 38-7 |
| Oct. 18 | Ithaca | Lost | 21-22 |
| Oct. 25 | Brockport | Won | 21-14 |
| Nov. 1 | at Alfred | Won | 13-10 |
| Nov. 8 | at Albany | Won | 11-10 |
| Nov. 15 | Frostburg State | Won | 42-7 |

1987

Record: 3-7-0

| Date | Opponent | Result | Score |
|----------|-------------------------|--------|-------|
| Sept. 6 | at Findlay | Lost | 13-39 |
| Sept. 19 | at Buffalo State | Won | 41-6 |
| Sept. 26 | at C. Connecticut State | Lost | 0-22 |
| Oct. 3 | Wagner | Lost | 0-20 |
| Oct. 10 | Canisius | Lost | 14-20 |
| Oct. 17 | at Ithaca | Lost | 0-29 |
| Oct. 24 | at Brockport | Won | 28-7 |
| Oct. 31 | Alfred | Won | 21-20 |
| Nov. 7 | Albany | Lost | 21-22 |
| Nov. 14 | at Frostburg State | Lost | 13-19 |

1988

Record: 2-8-0

| Date | Opponent | Result | Score |
|----------|---------------|--------|-------|
| Sept. 10 | Findlay | Won | 7-3 |
| Sept. 17 | Buffalo State | Lost | 23-24 |
| Sept. 24 | Westminster | Lost | 12-14 |
| Oct. 1 | at Hofstra | Lost | 14-43 |
| Oct. 8 | at Canisius | Lost | 15-38 |
| Oct. 15 | Ithaca | Lost | 3-36 |
| Oct. 22 | Brockport | Won | 38-7 |
| Oct. 29 | at Alfred | Lost | 7-27 |
| Nov. 5 | at Albany | Lost | 20-28 |
| Nov. 12 | Slippery Rock | Lost | 9-17 |

1989

Record: 4-6-0

| Date | Opponent | Result | Score |
|----------|------------------|--------|-------|
| Sept. 2 | John Carroll | Lost | 15-20 |
| Sept. 9 | at Findlay | Lost | 3-39 |
| Sept. 16 | at Buffalo State | Won | 17-9 |
| Sept. 23 | at Westminster | Lost | 20-34 |
| Sept. 30 | Hofstra | Won | 17-3 |
| Oct. 7 | Canisius | Lost | 17-31 |
| Oct. 14 | at Ithaca | Lost | 10-30 |
| Oct. 21 | at Brockport | Won | 35-21 |
| Oct. 28 | Mercyhurst | Won | 45-6 |
| Nov. 11 | at Slippery Rock | Lost | 19-24 |



1990-91
Sam Sanders
5-15-0 (.250)

1990

Record: 2-8-0

| Date | Opponent | Result | Score |
|----------|----------------------|--------|-------|
| Sept. 1 | C. Connecticut State | Lost | 25-36 |
| Sept. 8 | at Montclair State | Lost | 0-21 |
| Sept. 22 | Westminster | Lost | 12-38 |
| Sept. 29 | at Hofstra | Lost | 0-44 |
| Oct. 6 | at Canisius | Lost | 29-30 |
| Oct. 13 | Ithaca | Lost | 21-42 |
| Oct. 20 | Brockport | Won | 35-27 |
| Oct. 27 | at Mercyhurst | Won | 44-29 |
| Nov. 3 | S. Connecticut State | Lost | 6-14 |
| Nov. 10 | East Stroudsburg | Lost | 16-49 |

1991

Record: 3-7-0

| Date | Opponent | Result | Score |
|----------|-------------------------|--------|-------|
| Sept. 14 | at Lafayette | Lost | 21-42 |
| Sept. 21 | Montclair State | Lost | 3-7 |
| Sept. 28 | at Westminster | Lost | 0-38 |
| Oct. 4 | at Hofstra | Lost | 33-38 |
| Oct. 12 | Canisius | Won | 49-7 |
| Oct. 19 | at Ithaca | Lost | 0-50 |
| Oct. 26 | at Brockport | Won | 30-28 |
| Nov. 2 | Duquesne | Won | 49-0 |
| Nov. 9 | at S. Connecticut State | Lost | 21-49 |
| Nov. 16 | at East Stroudsburg | Lost | 25-45 |



1992-94
Jim Ward
8-24-0 (.250)

1992

Record: 4-6-0

| Date | Opponent | Result | Score |
|----------|-------------------------|--------|-------|
| Sept. 5 | at Edinboro | Lost | 13-35 |
| Sept. 12 | at New Haven | Lost | 48-69 |
| Sept. 19 | at Lafayette | Lost | 28-49 |
| Sept. 26 | Mansfield | Won | 56-42 |
| Oct. 3 | Morgan State | Lost | 27-45 |
| Oct. 10 | at Colgate | Lost | 21-35 |
| Oct. 17 | Buffalo State | Won | 19-15 |
| Oct. 24 | Hofstra | Won | 26-15 |
| Oct. 31 | at C. Connecticut State | Won | 60-27 |
| Nov. 7 | at Central Florida | Lost | 21-63 |



YEAR-BY-YEAR RECORDS

2023 BUFFALO FOOTBALL

1993

Record: 1-10-0

| Date | Opponent | Result | Score |
|----------|----------------------|--------|-------|
| Sept. 4 | Maine | Lost | 27-30 |
| Sept. 11 | New Haven | Lost | 6-38 |
| Sept. 18 | Lafayette | Lost | 15-29 |
| Sept. 25 | Edinboro | Lost | 17-28 |
| Oct. 2 | at Hofstra | Lost | 20-28 |
| Oct. 9 | at Fordham | Won | 33-14 |
| Oct. 16 | Buffalo State | Lost | 6-13 |
| Oct. 23 | Towson State | Lost | 14-38 |
| Oct. 30 | at Youngstown State | Lost | 12-38 |
| Nov. 6 | at Boston University | Lost | 33-61 |
| Nov. 13 | at Central Florida | Lost | 7-42 |

1994

Record: 3-8-0

| Date | Opponent | Result | Score |
|----------|---------------------|--------|-------|
| Sept. 3 | at James Madison | Lost | 0-35 |
| Sept. 10 | at Towson State | Lost | 16-32 |
| Sept. 17 | Lehigh | Lost | 19-48 |
| Sept. 24 | Cheyney | Won | 34-10 |
| Oct. 8 | Colgate | Won | 23-10 |
| Oct. 15 | Illinois State | Lost | 7-17 |
| Oct. 22 | at Hofstra | Lost | 21-34 |
| Oct. 29 | at Maine | Won | 24-21 |
| Nov. 5 | Youngstown State | Lost | 3-27 |
| Nov. 12 | at Western Illinois | Lost | 7-49 |
| Nov. 19 | at Central Florida | Lost | 0-48 |



1995-00
Craig Cirbus
19-47-0 (.288)

1995

Record: 3-8-0

| Date | Opponent | Result | Score |
|----------|---------------------|--------|-------|
| Sept. 2 | Fordham | Won | 49-13 |
| Sept. 9 | Lafayette | Lost | 17-24 |
| Sept. 16 | at Illinois State | Won | 19-6 |
| Sept. 23 | at Connecticut | Lost | 25-26 |
| Sept. 30 | Villanova | Lost | 3-28 |
| Oct. 7 | Maine | Lost | 6-19 |
| Oct. 14 | Massachusetts | Lost | 9-33 |
| Oct. 28 | at Hofstra | Lost | 14-17 |
| Nov. 4 | Central State | Lost | 7-33 |
| Nov. 11 | at Youngstown State | Won | 9-6 |
| Nov. 18 | Boston University | Lost | 40-54 |

1996

Record: 8-3-0

| Date | Opponent | Result | Score |
|----------|------------------|--------|-------|
| Aug. 28 | Illinois State | Won | 41-35 |
| Sept. 7 | Connecticut | Lost | 3-20 |
| Sept. 14 | at Colgate | Won | 36-16 |
| Sept. 21 | at Lehigh | Won | 34-20 |
| Sept. 28 | Edinboro | Won | 17-7 |
| Oct. 5 | Cornell | Won | 41-24 |
| Oct. 12 | Youngstown State | Lost | 6-17 |
| Oct. 19 | at Massachusetts | Lost | 20-41 |

| | | | |
|---------|------------|-----|-------|
| Nov. 2 | at Hofstra | Won | 14-10 |
| Nov. 9 | New Haven | Won | 24-20 |
| Nov. 16 | at Maine | Won | 35-31 |

1997

Record: 2-9-0

| Date | Opponent | Result | Score |
|----------|---------------------|--------|-------|
| Aug. 30 | Lock Haven | Won | 30-7 |
| Sept. 6 | at Illinois State | Lost | 28-40 |
| Sept. 13 | Delaware State | Won | 40-30 |
| Sept. 20 | at Ohio | Lost | 0-50 |
| Sept. 27 | West Chester | Lost | 27-30 |
| Oct. 4 | at Connecticut | Lost | 0-55 |
| Oct. 11 | at Youngstown State | Lost | 17-52 |
| Oct. 18 | Massachusetts | Lost | 20-26 |
| Oct. 25 | Hofstra | Lost | 26-37 |
| Nov. 8 | Maine | Lost | 13-52 |
| Nov. 15 | at Villanova | Lost | 28-42 |

1998

Record: 4-7-0

| Date | Opponent | Result | Score |
|----------|------------------|---------|-------|
| Sept. 3 | at Maine | Lost | 13-30 |
| Sept. 12 | Lock Haven | Won | 40-17 |
| Sept. 19 | at Lafayette | Won | 16-14 |
| Sept. 26 | at Massachusetts | Lost | 27-51 |
| Oct. 3 | at Cornell | Lost | 31-34 |
| Oct. 10 | Morgan State | Won | 35-17 |
| Oct. 17 | Canisius | Won | 47-0 |
| Oct. 24 | at Liberty | Lost/OT | 24-27 |
| Oct. 31 | Western Illinois | Lost | 6-41 |
| Nov. 14 | at Villanova | Lost | 40-65 |
| Nov. 21 | at Hofstra | Lost | 36-44 |

1999

Record: 0-11, 0-8 MAC

| Date | Opponent | Result | Score |
|----------|----------------------|--------|-------|
| Sept. 11 | Akron* | Lost | 10-17 |
| Sept. 18 | at Connecticut | Lost | 0-23 |
| Sept. 25 | at Ohio* | Lost | 6-45 |
| Oct. 2 | Northern Illinois* | Lost | 21-45 |
| Oct. 9 | Central Michigan* | Lost | 19-38 |
| Oct. 16 | at Western Michigan* | Lost | 17-45 |
| Oct. 23 | #15 Marshall* | Lost | 3-59 |
| Oct. 30 | at Kent State* | Lost | 20-41 |
| Nov. 6 | Hofstra | Lost | 13-20 |
| Nov. 13 | at Virginia | Lost | 21-50 |
| Nov. 20 | at Miami (OH)* | Lost | 0-43 |

2000

Record: 2-9, 2-6 MAC

| Date | Opponent | Result | Score |
|----------|-----------------------|--------|-------|
| Sept. 2 | at Syracuse | Lost | 7-63 |
| Sept. 9 | at Rutgers | Lost | 0-59 |
| Sept. 16 | Connecticut | Lost | 21-24 |
| Sept. 23 | Bowling Green* | Won | 20-17 |
| Sept. 30 | at Marshall* | Lost | 14-47 |
| Oct. 7 | at Ohio* | Lost | 20-42 |
| Oct. 21 | Ball State* | Lost | 35-44 |
| Oct. 28 | at Northern Illinois* | Lost | 10-73 |
| Nov. 3 | Kent State* | Won/OT | 20-17 |
| Nov. 11 | at Akron* | Lost | 14-49 |
| Nov. 18 | Miami (OH)* | Lost | 16-17 |



2001-05
Jim Hofher
8-49 (.140)

2001

Record: 3-8, 1-7 MAC

| Date | Opponent | Result | Score |
|----------|----------------------|--------|-------|
| Aug. 30 | Rutgers | Lost | 15-31 |
| Sept. 8 | at Bowling Green* | Lost | 0-35 |
| Sept. 22 | at Connecticut | Won | 37-20 |
| Sept. 29 | Central Michigan* | Lost | 8-16 |
| Oct. 6 | at Miami (OH)* | Lost | 14-31 |
| Oct. 13 | Marshall* | Lost | 14-34 |
| Oct. 20 | at Kent State* | Lost | 13-35 |
| Oct. 27 | at Eastern Michigan* | Lost | 20-24 |
| Nov. 3 | Ohio* | Won | 44-0 |
| Nov. 10 | at Army | Won | 26-19 |
| Nov. 17 | Akron* | Lost | 14-41 |

2002

Record: 1-11, 0-8 MAC

| Date | Opponent | Result | Score |
|----------|-------------------|--------|-------|
| Aug. 29 | Lehigh | Lost | 26-37 |
| Sept. 7 | at Rutgers | Won | 34-11 |
| Sept. 14 | Connecticut | Lost | 3-24 |
| Sept. 21 | at Minnesota | Lost | 17-41 |
| Sept. 28 | at Ohio* | Lost | 32-34 |
| Oct. 5 | Western Michigan* | Lost | 17-31 |
| Oct. 12 | at Marshall* | Lost | 21-66 |
| Oct. 19 | Miami (OH)* | Lost | 0-49 |
| Oct. 26 | Kent State* | Lost | 12-16 |
| Nov. 9 | Central Florida* | Lost | 21-45 |
| Nov. 16 | at Akron* | Lost | 10-21 |
| Nov. 23 | at Ball State* | Lost | 21-41 |

2003

Record: 1-11, 1-7 MAC

| Date | Opponent | Result | Score |
|----------|------------------------|--------|-------|
| Aug. 30 | at Rutgers | Lost | 10-24 |
| Sept. 6 | at #23 Iowa | Lost | 7-56 |
| Sept. 13 | Colgate | Lost | 15-38 |
| Sept. 20 | Connecticut | Lost | 7-38 |
| Sept. 27 | Akron* | Lost | 21-38 |
| Oct. 4 | at UCF* | Lost | 10-19 |
| Oct. 11 | at Miami (OH)* | Lost | 3-59 |
| Oct. 18 | Marshall* | Lost | 16-26 |
| Oct. 25 | Ohio* | Won | 26-17 |
| Nov. 1 | at Toledo* | Lost | 29-56 |
| Nov. 8 | #23 Northern Illinois* | Lost | 9-40 |
| Nov. 22 | at Kent State* | Lost | 24-34 |

2004

Record: 2-9, 2-6 MAC

| Date | Opponent | Result | Score |
|----------|----------------------|--------|-------|
| Sept. 2 | at Eastern Michigan* | Lost | 34-37 |
| Sept. 11 | Syracuse | Lost | 17-37 |
| Sept. 18 | at Nevada | Lost | 13-38 |
| Sept. 25 | at Ohio* | Lost | 0-34 |
| Oct. 2 | UCF* | Won | 48-20 |
| Oct. 9 | at Akron* | Lost | 21-44 |



YEAR-BY-YEAR RECORDS

2023 BUFFALO FOOTBALL

| | | | |
|---------|-------------------|------|-------|
| Oct. 16 | Miami (OH)* | Lost | 7-25 |
| Oct. 23 | at Marshall* | Lost | 14-48 |
| Nov. 4 | Kent State* | Lost | 7-33 |
| Nov. 13 | Central Michigan* | Won | 36-6 |
| Nov. 20 | at Connecticut | Lost | 0-29 |

2005

Record: 1-10, 1-7 MAC

| Date | Opponent | Result | Score |
|----------|----------------------|--------|-------|
| Sept. 1 | at Connecticut | Lost | 0-38 |
| Sept. 10 | at Syracuse | Lost | 0-31 |
| Sept. 17 | Rutgers | Lost | 3-17 |
| Oct. 1 | at Western Michigan* | Lost | 21-31 |
| Oct. 8 | Akron* | Lost | 7-13 |
| Oct. 15 | Bowling Green* | Lost | 7-27 |
| Oct. 22 | at Toledo* | Lost | 15-38 |
| Oct. 29 | Ohio* | Lost | 20-34 |
| Nov. 5 | at Miami (OH)* | Lost | 13-54 |
| Nov. 12 | at Kent State* | Won | 10-6 |
| Nov. 19 | Eastern Michigan* | Lost | 14-38 |



**2006-09
Turner Gill
20-30 (.400)**

*2007 MAC Coach of the Year
2008 MAC Champions
2008 International Bowl*

2006

Record: 2-10, 1-7 MAC

| Date | Opponent | Result | Score |
|----------|-----------------------|----------|-------|
| Aug. 31 | Temple (ot) | Won/OT | 9-3 |
| Sept. 9 | at Bowling Green* | Lost/3OT | 40-48 |
| Sept. 16 | at Northern Illinois* | Lost | 13-31 |
| Sept. 23 | at #2 Auburn | Lost | 7-38 |
| Oct. 7 | Ball State* | Lost | 25-55 |
| Oct. 15 | Miami (OH)* | Lost | 31-38 |
| Oct. 21 | at Ohio* | Lost | 7-42 |
| Oct. 28 | at Boston College | Lost | 0-41 |
| Nov. 4 | Kent State* | Won | 41-14 |
| Nov. 9 | at Akron* | Lost | 16-31 |
| Nov. 18 | at #12 Wisconsin | Lost | 3-35 |
| Nov. 24 | Central Michigan* | Lost | 28-55 |

2007

Record: 5-7, 5-3 MAC

| Date | Opponent | Result | Score |
|----------|-------------------|--------|-------|
| Aug. 30 | at #16 Rutgers | Lost | 3-38 |
| Sept. 8 | at Temple* | Won | 42-7 |
| Sept. 15 | at #12 Penn State | Lost | 24-45 |
| Sept. 22 | Baylor | Lost | 21-34 |
| Sept. 29 | at Ball State* | Lost | 14-49 |
| Oct. 6 | Ohio* | Won | 31-10 |
| Oct. 13 | Toledo* | Won | 43-33 |
| Oct. 20 | at Syracuse | Lost | 12-20 |
| Oct. 27 | Akron* | Won | 26-10 |
| Nov. 3 | at Miami (OH)* | Lost | 28-31 |
| Nov. 17 | Bowling Green* | Lost | 17-31 |
| Nov. 24 | at Kent State* | Won/OT | 30-23 |

2008

8-6, 5-3 MAC

MAC Champions

| Date | Opponent | Result | Score |
|----------|----------------------|---------|-------|
| Aug. 28 | UTEP | Won | 42-17 |
| Sept. 6 | at Pittsburgh | Lost | 16-27 |
| Sept. 13 | Temple* | Won | 30-28 |
| Sept. 20 | at Missouri | Lost | 21-42 |
| Sept. 27 | at Central Michigan* | Lost | 25-27 |
| Oct. 11 | Western Michigan* | Lost/OT | 28-34 |
| Oct. 18 | Army | Won/OT | 27-24 |
| Oct. 28 | at Ohio* | Won | 32-19 |
| Nov. 4 | Miami (OH)* | Won | 37-17 |
| Nov. 13 | at Akron* | Won/4OT | 43-40 |
| Nov. 21 | at Bowling Green* | Won/2OT | 40-34 |
| Nov. 28 | Kent State | Lost | 21-24 |

MAC Championship

Dec. 5 vs. #14 Ball State Won 42-24

International Bowl

Jan. 3 vs. Connecticut Lost 20-38

2009

Record: 5-7, 3-5 MAC

| Date | Opponent | Result | Score |
|----------|---------------------|---------|-------|
| Sept. 5 | at UTEP | Won | 23-17 |
| Sept. 12 | Pittsburgh | Lost | 27-54 |
| Sept. 19 | at UCF | Lost | 17-23 |
| Sept. 26 | at Temple* | Lost | 13-37 |
| Oct. 3 | Central Michigan* | Lost | 13-20 |
| Oct. 10 | Gardner-Webb | Won | 40-3 |
| Oct. 17 | Akron* | Won | 21-17 |
| Oct. 24 | at Western Michigan | Lost/OT | 31-34 |
| Nov. 3 | Bowling Green* | Lost | 29-30 |
| Nov. 10 | Ohio* | Lost | 24-27 |
| Nov. 18 | at Miami (OH)* | Won | 42-17 |
| Nov. 27 | at Kent State* | Won | 9-6 |



**2010-14
Jeff Quinn
20-36 (.357)**

2013 Potato Bowl

2010

Record: 2-10, 1-7 MAC

| Date | Opponent | Result | Score |
|----------|-----------------------|--------|-------|
| Sept. 2 | Rhode Island | Won | 31-0 |
| Sept. 11 | at Baylor | Lost | 6-34 |
| Sept. 18 | UCF | Lost | 10-24 |
| Sept. 25 | at Connecticut | Lost | 21-45 |
| Oct. 2 | at Bowling Green* | Won | 28-26 |
| Oct. 16 | at Northern Illinois* | Lost | 14-45 |
| Oct. 23 | Temple* | Lost | 0-42 |
| Oct. 30 | Miami (OH)* | Lost | 9-21 |
| Nov. 4 | at Ohio* | Lost | 17-34 |
| Nov. 12 | Ball State* | Lost | 3-20 |
| Nov. 20 | Eastern Michigan* | Lost | 17-21 |
| Nov. 26 | at Akron* | Lost | 14-22 |

2011

Record: 3-9, 2-6 MAC

| Date | Opponent | Result | Score |
|----------|----------------------|--------|-------|
| Sept. 3 | at Pittsburgh | Lost | 16-35 |
| Sept. 10 | Stony Brook | Won | 35-7 |
| Sept. 17 | at Ball State* | Lost | 25-28 |
| Sept. 24 | Connecticut | Lost | 3-17 |
| Oct. 1 | at Tennessee | Lost | 10-41 |
| Oct. 8 | Ohio* | Won | 38-37 |
| Oct. 15 | at Temple* | Lost | 0-34 |
| Oct. 22 | Northern Illinois* | Lost | 30-31 |
| Oct. 29 | at Miami (OH)* | Lost | 13-41 |
| Nov. 12 | at Eastern Michigan* | Lost | 17-30 |
| Nov. 19 | Akron* | Won | 51-10 |
| Nov. 25 | Bowling Green* | Lost | 28-42 |

2012

Record: 4-8, 3-5 MAC

| Date | Opponent | Result | Score |
|----------|-----------------------|--------|-------|
| Sept. 1 | at #6 Georgia | Lost | 23-45 |
| Sept. 8 | Morgan State | Won | 56-34 |
| Sept. 19 | Kent State* | Lost | 7-23 |
| Sept. 29 | at Connecticut | Lost | 17-24 |
| Oct. 6 | at Ohio* | Lost | 31-38 |
| Oct. 13 | at Northern Illinois* | Lost | 3-45 |
| Oct. 20 | Pittsburgh | Lost | 6-20 |
| Oct. 27 | Toledo* | Lost | 20-25 |
| Nov. 3 | Miami (OH)* | Won | 27-24 |
| Nov. 10 | Western Michigan* | Won | 29-24 |
| Nov. 17 | at Massachusetts* | Won | 29-19 |
| Nov. 23 | at Bowling Green* | Lost | 7-21 |

2013

Record: 8-5, 6-2 MAC

| Date | Opponent | Result | Score |
|----------|----------------------|---------|-------|
| Aug. 31 | at #2 Ohio State | Lost | 20-40 |
| Sept. 7 | at #23 Baylor | Lost | 13-70 |
| Sept. 14 | Stony Brook | Won/5OT | 26-23 |
| Sept. 28 | Connecticut | Won | 41-12 |
| Oct. 5 | Eastern Michigan* | Won | 42-14 |
| Oct. 12 | at Western Michigan* | Won | 33-0 |
| Oct. 19 | Massachusetts* | Won | 32-3 |
| Oct. 26 | at Kent State* | Won | 41-21 |
| Nov. 5 | Ohio* | Won | 30-3 |
| Nov. 12 | at Toledo* | Lost | 41-51 |
| Nov. 19 | at Miami (OH)* | Won | 44-7 |
| Nov. 29 | Bowling Green*^ | Lost | 7-24 |

Famous Idaho Potato Bowl

Dec. 21 vs. San Diego State Lost 24-49

2014

Record: 5-6, 3-4 MAC

| Date | Opponent | Result | Score |
|----------|----------------------|----------|-------|
| Aug. 30 | Duquesne | Won | 38-28 |
| Sept. 6 | at Army | Lost | 39-47 |
| Sept. 12 | #8 Baylor | Lost | 21-63 |
| Sept. 20 | Norfolk State | Won | 36-7 |
| Sept. 27 | Miami (OH)* | Won | 35-27 |
| Oct. 4 | at Bowling Green* | Lost | 35-36 |
| Oct. 11 | at Eastern Michigan* | Lost | 27-37 |
| Oct. 25 | Central Michigan*% | Lost | 14-20 |
| Nov. 5 | at Ohio*% | Lost | 14-37 |
| Nov. 11 | Akron*% | Won | 55-24 |
| Nov. 19 | Kent State* | Canceled | |
| Nov. 28 | at Massachusetts*% | Won | 41-21 |



2023 BUFFALO FOOTBALL



2015-20
Lance Leipold
37-33 (.529)

'18, '20 MAC Coach of the Year
2018 Dollar General Bowl
2019 Bahamas Bowl
2020 Camellia Bowl

2015

Record: 5-7, 3-5 MAC

| Date | Opponent | Result | Score |
|----------|----------------------|--------|-------|
| Sept. 5 | Albany | Won | 51-14 |
| Sept. 12 | at Penn State | Lost | 14-27 |
| Sept. 19 | at Florida Atlantic | Won | 33-15 |
| Sept. 26 | Nevada | Lost | 21-24 |
| Oct. 3 | Bowling Green* | Lost | 22-28 |
| Oct. 17 | at Central Michigan* | Lost | 14-51 |
| Oct. 24 | Ohio* | Won | 41-17 |
| Oct. 29 | at Miami (OH)* | Won | 29-24 |
| Nov. 5 | at Kent State* | Won | 18-17 |
| Nov. 11 | Northern Illinois* | Lost | 30-41 |
| Nov. 21 | at Akron* | Lost | 21-42 |
| Nov. 27 | Massachusetts* | Lost | 26-31 |

2016

Record: 2-10, 1-7 MAC

| Date | Opponent | Result | Score |
|----------|--------------------------|--------|-------|
| Sept. 2 | Albany | Lost | 16-22 |
| Sept. 17 | at Nevada | Lost | 14-38 |
| Sept. 24 | Army | Won/OT | 23-20 |
| Oct. 1 | at Boston College | Lost | 3-35 |
| Oct. 8 | Kent State* | Lost | 20-41 |
| Oct. 15 | Ball State* | Lost | 21-31 |
| Oct. 22 | at Northern Illinois* | Lost | 7-44 |
| Oct. 27 | Akron* | Won | 41-20 |
| Nov. 3 | at Ohio* | Lost | 10-34 |
| Nov. 12 | Miami (OH)* | Lost | 24-35 |
| Nov. 19 | at #14 Western Michigan* | Lost | 0-38 |
| Nov. 25 | at Bowling Green* | Lost | 19-27 |

2017

Record: 6-6, 4-4 MAC

| Date | Opponent | Result | Score |
|----------|--------------------|----------|-------|
| Aug. 31 | at Minnesota | Lost | 7-17 |
| Sept. 9 | at Army | Lost | 17-21 |
| Sept. 16 | Colgate | Won | 33-10 |
| Sept. 23 | Florida Atlantic | Won | 34-31 |
| Sept. 30 | at Kent State* | Won | 27-13 |
| Oct. 7 | Western Michigan* | Lost/7OT | 68-71 |
| Oct. 14 | Northern Illinois* | Lost | 13-14 |
| Oct. 21 | at Miami (OH)* | Lost | 14-24 |
| Oct. 28 | at Akron* | Lost | 20-21 |
| Nov. 7 | Bowling Green* | Won | 38-28 |
| Nov. 16 | at Ball State* | Won | 40-24 |
| Nov. 24 | Ohio* | Won | 31-24 |

2018

Record: 10-4, 7-1 MAC

| Date | Opponent | Result | Score |
|----------|-------------------|--------|-------|
| Sept. 1 | Delaware State | Won | 48-10 |
| Sept. 8 | at Temple | Won | 36-29 |
| Sept. 15 | Eastern Michigan* | Won | 35-28 |
| Sept. 22 | at Rutgers | Won | 42-13 |

| | | | |
|----------------------------|-----------------------|------|-------|
| Sept. 29 | Army | Lost | 13-42 |
| Oct. 6 | at Central Michigan* | Won | 34-24 |
| Oct. 13 | Akron* | Won | 24-6 |
| Oct. 20 | at Toledo* | Won | 31-17 |
| Oct. 30 | Miami (OH)* | Won | 51-42 |
| Nov. 6 | Kent State* | Won | 48-14 |
| Nov. 14 | at Ohio* | Lost | 17-52 |
| Nov. 23 | at Bowling Green* | Won | 44-14 |
| <u>MAC Championship</u> | | | |
| Nov. 30 | vs. Northern Illinois | Lost | 29-30 |
| <u>Dollar General Bowl</u> | | | |
| Dec. 22 | vs. Troy | Lost | 32-42 |

2019

Record: 8-5, 5-3 MAC

| Date | Opponent | Result | Score |
|-----------------------------------|----------------------|---------|-------|
| Aug. 29 | Robert Morris | Won | 38-10 |
| Sept. 7 | at #15 Penn State | Lost | 13-45 |
| Sept. 14 | at Liberty | Lost | 17-35 |
| Sept. 21 | Temple | Won | 38-22 |
| Sept. 28 | at Miami (OH)* | Lost | 20-34 |
| Oct. 5 | Ohio* | Lost/OT | 20-21 |
| Oct. 19 | at Akron* | Won | 21-0 |
| Oct. 26 | Central Michigan* | Won | 43-20 |
| Nov. 2 | at Eastern Michigan* | Won | 43-14 |
| Nov. 14 | at Kent State* | Lost | 27-30 |
| Nov. 20 | Toledo* | Won | 49-30 |
| Nov. 29 | Bowling Green* | Won | 49-7 |
| <u>Makers Wanted Bahamas Bowl</u> | | | |
| Dec. 20 | vs. Charlotte | Won | 31-9 |

2020

Record: 6-1, 5-0 MAC

| Date | Opponent | Result | Score |
|-------------------------|-----------------------|----------|-------|
| Nov. 4 | at Northern Illinois* | Won | 49-30 |
| Nov. 10 | Miami (OH)* | Won | 42-10 |
| Nov. 17 | at Bowling Green* | Won | 42-17 |
| Nov. 28 | Kent State* | Won | 70-41 |
| Dec. 5 | at Ohio* | Canceled | |
| Dec. 12 | Akron* | Won | 56-7 |
| <u>MAC Championship</u> | | | |
| Dec. 18 | vs. Ball State | Lost | 28-38 |
| <u>Camellia Bowl</u> | | | |
| Dec. 25 | vs. Marshall | Won | 17-10 |



2021-
Maurice Linguist
11-14 (.444)

2022 Camellia Bowl

2021

Record: 4-8, 2-6 MAC

| Date | Opponent | Result | Score |
|----------|----------------------|--------|-------|
| Sept. 2 | Wagner | Won | 69-7 |
| Sept. 11 | at Nebraska | Lost | 3-28 |
| Sept. 18 | #16 Coastal Carolina | Lost | 25-28 |
| Sept. 25 | at Old Dominion | Won | 35-34 |
| Oct. 2 | Western Michigan* | Lost | 17-24 |
| Oct. 9 | at Kent State* | Lost | 38-48 |
| Oct. 16 | Ohio* | Won | 27-26 |
| Oct. 23 | at Akron* | Won | 45-10 |

| | | | |
|---------|--------------------|---------|-------|
| Oct. 30 | Bowling Green* | Lost | 44-56 |
| Nov. 9 | at Miami (OH)* | Lost | 18-45 |
| Nov. 17 | Northern Illinois* | Lost/OT | 27-33 |
| Nov. 23 | at Ball State* | Lost | 3-20 |

2022

Record: 7-6, 5-3 MAC

| Date | Opponent | Result | Score |
|----------|----------------------|---------|-------|
| Sept. 3 | at Maryland | Lost | 10-31 |
| Sept. 10 | Holy Cross | Lost | 31-37 |
| Sept. 17 | at Coastal Carolina | Lost | 26-38 |
| Sept. 24 | at Eastern Michigan* | Won | 50-31 |
| Oct. 1 | Miami (OH)* | Won | 24-20 |
| Oct. 8 | at Bowling Green* | Won | 38-7 |
| Oct. 15 | at Massachusetts | Won | 34-7 |
| Oct. 22 | Toledo* | Won | 34-27 |
| Nov. 1 | at Ohio* | Lost | 24-45 |
| Nov. 9 | at Central Michigan* | Lost | 27-31 |
| Nov. 26 | Kent State* | Lost/OT | 27-30 |
| Dec. 2 | Akron* | Won | 23-22 |

Camellia Bowl

| | | | |
|---------|----------------------|-----|-------|
| Dec. 27 | vs. Georgia Southern | Won | 23-21 |
|---------|----------------------|-----|-------|

*Mid-American Conference Games

^Played at Ralph Wilson Stadium

%Alex Wood served as head coach



ALL-TIME SERIES RECORD

2023 BUFFALO FOOTBALL

| Opponent | First | W-L-T |
|-------------------------|-------------|----------------|
| Adrian | 1933 | 1-0-0 |
| Akron | 1999 | 11-11-0 |
| Albany | 1978 | 5-8-0 |
| Alfred | 1902 | 19-23-3 |
| Allegheny | 1903 | 2-3-0 |
| Army | 1960 | 3-4-0 |
| Auburn | 2006 | 0-1-0 |
| Baldwin-Wallace | 1958 | 2-4-0 |
| Ball State | 1969 | 2-11-0 |
| Baylor | 2007 | 0-4-0 |
| Bethany | 1921 | 2-1-0 |
| Boston College | 1963 | 2-7-0 |
| Boston University | 1960 | 6-5-0 |
| Bowling Green | 2000 | 8-12-0 |
| Brandeis | 1954 | 0-2-0 |
| Brockport | 1954 | 13-3-0 |
| Brooklyn | 1950 | 1-0-0 |
| Bucknell | 1898 | 7-9-0 |
| Buffalo State | 1982 | 7-3-0 |
| Canisius | 1920 | 9-8-0 |
| Carnegie Tech | 1930 | 3-3-0 |
| Case | 1898 | 3-0-1 |
| C. Connecticut State | 1987 | 1-2-0 |
| Central Florida | 1992 | 1-7-0 |
| Central Michigan | 1999 | 3-8-0 |
| Central State | 1995 | 0-1-0 |
| Charlotte | 2019 | 1-0-0 |
| Cheyney | 1994 | 1-0-0 |
| CCNY | 1938 | 2-2-0 |
| Clarkson | 1922 | 2-12-1 |
| Coast Guard | 1977 | 0-2-0 |
| Coastal Carolina | 2021 | 0-2-0 |
| Colgate | 1898 | 8-8-0 |
| Columbia | 1900 | 2-2-0 |
| Connecticut | 1939 | 5-16-0 |
| Cornell | 1898 | 1-4-1 |
| Cortland | 1950 | 11-7-1 |
| Dartmouth | 1931 | 0-1-0 |
| Davis & Elkins | 1924 | 0-2-0 |
| Dayton | 1965 | 1-4-1 |
| Defiance | 1935 | 2-0-0 |
| Delaware | 1961 | 6-2-0 |
| Delaware State | 1997 | 2-0-0 |
| Detroit | 1916 | 0-2-1 |
| Drexel | 1940 | 1-1-0 |
| Duquesne | 1991 | 2-0-0 |
| East Stroudsburg | 1990 | 0-2-0 |
| Eastern Michigan | 2001 | 4-6-0 |
| Edinboro | 1928 | 1-5-0 |
| Findlay | 1953 | 1-3-0 |
| Florida Atlantic | 2015 | 2-0-0 |
| Fordham | 1930 | 2-1-0 |
| Frostburg State | 1986 | 1-1-0 |
| Gardner-Webb | 2009 | 1-0-0 |
| Geneva | 1915 | 0-2-0 |
| George Washington | 1924 | 0-2-0 |
| Georgia | 2012 | 0-1-0 |
| Gettysburg | 1959 | 5-0-0 |
| Grove City | 1915 | 2-1-1 |
| Hamilton | 1897 | 3-6-0 |
| Hartwick | 1942 | 1-0-0 |
| Harvard | 1932 | 1-1-0 |
| Hiram | 1929 | 2-0-0 |
| Hobart | 1894 | 17-21-4 |
| Hofstra | 1988 | 3-9-0 |

COACHES RANKED BY WINS

| Coach | W | L | T | Coach | W | L | T |
|---------------------------------|-----------|-----------|----------|-----------------------------|---|----|---|
| Bill Dando (1977-89) | 59 | 64 | 1 | Jay "Biffy" Lee (1929-30) | 8 | 7 | 0 |
| Dick Offenhamer (1955-65) | 58 | 37 | 5 | Jim Hofher (2001-05) | 8 | 49 | 0 |
| Jim Peelle (1936-47) | 38 | 34 | 1 | C.W. Dibble (1897) | 7 | 0 | 0 |
| Lance Leipold (2015-20) | 37 | 33 | 0 | Bemus Pierce (1899) | 6 | 0 | 0 |
| Turner Gill (2006-09) | 20 | 30 | 0 | Sam Sanders (1990-91) | 5 | 15 | 0 |
| Jeff Quinn (2010-14) | 20 | 36 | 0 | Russell Carrick (1924-28) | 5 | 30 | 2 |
| Craig Cirbus (1995-00) | 19 | 47 | 0 | George Van Bibber (1934-35) | 4 | 10 | 1 |
| Doc Urich (1966-68) | 18 | 12 | 0 | Fritz Febel (1952-54) | 4 | 19 | 1 |
| Art Powell (1916-21) | 13 | 22 | 5 | Frank Pleasant (1915) | 3 | 3 | 0 |
| Frank Clair (1948-49) | 12 | 4 | 1 | Ray Turnbull (1903) | 3 | 3 | 0 |
| Jim Wilson (1932-33, 50-51) | 12 | 15 | 3 | Alex Wood (2014) | 2 | 2 | 0 |
| Maurice Linguist (2021-) | 11 | 14 | 0 | James Bond (1923) | 2 | 5 | 1 |
| Bob Deming (1969-70) | 8 | 12 | 0 | William Pritchard (1931) | 2 | 6 | 0 |
| Jim Ward (1992-94) | 8 | 24 | 0 | James Batterson (1922) | 1 | 5 | 0 |

| | | | | | |
|----------------------|-------------|----------------|------------------------|-------------|--------------|
| Holy Cross | 1923 | 3-6-1 | Rensselaer | 1898 | 12-2-1 |
| Illinois State | 1994 | 2-2-0 | Rhode Island | 1949 | 4-0-0 |
| Iowa | 2003 | 0-1-0 | Richmond | 1964 | 2-0-0 |
| Iowa State | 1968 | 0-1-0 | Robert Morris | 2019 | 1-0-0 |
| Ithaca | 1914 | 0-11-0 | Rochester | 1894 | 13-15-4 |
| James Madison | 1994 | 0-1-0 | Roch. Inst. of Tech. | 1977 | 0-0-1 |
| John Carroll | 1978 | 1-2-0 | Roch. Optometry | 1923 | 1-0-0 |
| Johns Hopkins | 1942 | 2-0-0 | Rutgers | 2000 | 2-5-0 |
| Kent State | 1937 | 14-14-0 | San Diego State | 2013 | 0-1-0 |
| Lafayette | 1954 | 1-6-0 | Slippery Rock | 1988 | 0-2-0 |
| Lehigh | 1901 | 3-6-1 | St. Bonaventure | 1896 | 2-2-1 |
| Liberty | 1998 | 0-2-0 | St. Lawrence | 1919 | 9-6-0 |
| Lock Haven | 1984 | 3-1-0 | St. Stephen's | 1921 | 1-0-0 |
| Long Island | 1928 | 2-0-0 | S. Connecticut State | 1990 | 0-2-0 |
| Louisville | 1948 | 1-1-0 | Stony Brook | 2011 | 2-0-0 |
| Maine | 1993 | 2-4-0 | Susquehanna | 1939 | 2-2-0 |
| Manchester | 1938 | 0-1-0 | Syracuse | 1896 | 3-4-1 |
| Mansfield | 1917 | 3-1-0 | Tampa | 1965 | 0-1-1 |
| Marshall | 1959 | 1-8-0 | Temple | 1957 | 14-4-0 |
| Maryland | 2022 | 0-1-0 | Tennessee | 2011 | 0-1-0 |
| Massachusetts | 1964 | 8-6-0 | Thiel | 1916 | 2-3-1 |
| McMaster (Canada) | 1955 | 1-0-0 | Toledo | 1925 | 5-7-0 |
| Mechanics Institute | 1922 | 1-0-0 | Towson State | 1986 | 0-3-0 |
| Mercyhurst | 1989 | 2-0-0 | Troy | 2018 | 0-1-0 |
| Miami (Ohio) | 1951 | 9-16-0 | Union | 1897 | 1-0-0 |
| Michigan | 1901 | 0-1-0 | Upsala | 1929 | 1-1-0 |
| Minnesota | 2002 | 0-2-0 | UTEP | 2008 | 2-0-0 |
| Missouri | 2008 | 0-1-0 | Villanova | 1961 | 5-8-0 |
| Montclair State | 1990 | 0-2-0 | Virginia | 1967 | 0-2-0 |
| Moravian | 1946 | 2-0-0 | VMI | 1960 | 1-2-0 |
| Morgan State | 1992 | 2-1-0 | Virginia Tech | 1969 | 0-2-0 |
| Nebraska | 2021 | 0-1-0 | Wagner | 1987 | 1-1-0 |
| Nevada | 2004 | 0-3-0 | Washington & Jefferson | 1941 | 2-2-0 |
| New Haven | 1992 | 1-2-0 | Wayne State | 1935 | 3-8-0 |
| Niagara | 1897 | 8-6-1 | Waynesburg | 1978 | 1-1-0 |
| Norfolk State | 2014 | 1-0-0 | West Chester | 1997 | 0-1-0 |
| North Carolina State | 1967 | 0-1-0 | Western Illinois | 1994 | 0-2-0 |
| Northern Illinois | 1968 | 2-13-0 | Western Michigan | 1999 | 2-8-0 |
| Norwich | 1982 | 1-1-0 | Western Reserve | 1897 | 6-11-1 |
| Oberlin | 1901 | 1-0-0 | Westminster | 1903 | 2-12-0 |
| Ohio | 1949 | 12-16-0 | Williams | 1940 | 0-1-0 |
| Ohio Northern | 1953 | 2-0-0 | Wisconsin | 2006 | 0-1-0 |
| Ohio State | 2013 | 0-1-0 | Xavier (Ohio) | 1969 | 1-0-0 |
| Ohio Wesleyan | 1951 | 0-1-0 | Youngstown State | 1959 | 4-4-0 |
| Old Dominion | 2021 | 1-0-0 | | | |
| Penn State | 1900 | 1-3-0 | | | |
| Pittsburgh | 2008 | 0-4-0 | | | |

2023 Opponents in **bold italics**




YEAR-BY-YEAR RECORDS

2023 BUFFALO FOOTBALL




Jim Wolfe - 1962




Ted Gibbons - 1967



Charlie Donnor - 1970



James Rodriguez - 1979



Frank Berrafato - 1981

| Season | Won | Lost | Tied | Head Coach | Captain(s) |
|---------|--|------|------|----------------------------------|------------------------------|
| 1894 | 0 | 1 | 1 | Volunteer | A.B. Stein |
| 1895 | 0 | 1 | 1 | Volunteer | William Bolt |
| 1896 | 0 | 2 | 2 | Volunteer | Irving Johnson |
| 1897 | 7 | 0 | 0 | C.W. Dibble (Williams) | William Bolt |
| 1898 | 4 | 1 | 0 | Volunteer | Ernest White |
| 1899 | 6 | 1 | 1 | Beamus Pierce | Seth Thomas |
| 1900 | 3 | 2 | 2 | Volunteer | Charles Hasse |
| 1901 | 4 | 2 | 0 | Volunteer | Charles Hasse |
| 1902 | 1 | 4 | 1 | Volunteer | William DeCue |
| 1903 | 4 | 4 | 0 | Raymond Turnbull | David Lawton |
| 1904-14 | No Official Varsity Teams | | | | |
| 1915 | 3 | 3 | 0 | Frank Pleasant (Carlisle) | |
| 1916 | 3 | 5 | 2 | Art Powell (Syracuse '11) | H.M. Johnson |
| 1917 | 4 | 4 | 0 | Art Powell | William Hayes |
| 1918 | 6 | 0 | 0 | Art Powell | J. H. "Jake Wolf" |
| 1919 | 0 | 5 | 1 | Art Powell | Earle Roberts |
| 1920 | 1 | 4 | 0 | Art Powell | Carl Baisch, Frank McCollum |
| 1921 | 2 | 3 | 2 | Art Powell | Herb Helwig |
| 1922 | 1 | 5 | 0 | Jim Batterson (Hobart) | Herb Helwig |
| 1923 | 2 | 5 | 1 | Jim Bond (Pittsburgh) | Tom Hayes |
| 1924 | 1 | 7 | 0 | Russ Carrick (Colgate '15) | Tom Hayes, Lester Knapp |
| 1925 | 3 | 4 | 1 | Russ Carrick | George Metz |
| 1926 | 0 | 8 | 0 | Russ Carrick | Jud Rosengrant |
| 1927 | 0 | 6 | 1 | Russ Carrick | Art Ungerer |
| 1928 | 1 | 6 | 0 | Russ Carrick | Stan Drumsta |
| 1929 | 5 | 2 | 0 | Jay "Biffy" Lee (Notre Dame '12) | Gene North |
| 1930 | 3 | 5 | 0 | Jay "Biffy" Lee | Earl Riddall |
| 1931 | 2 | 6 | 0 | Bill Pritchard (Penn St. '28) | Ed Malanowicz |
| 1932 | 1 | 5 | 1 | Jim Wilson (Cornell '21) | Bob Cleland, Chester Ward |
| 1933 | 2 | 3 | 2 | Jim Wilson | Bob Rich |
| 1934 | 2 | 4 | 1 | George Van Bibber (Purdue '31) | Bob Rich |
| 1935 | 2 | 6 | 0 | George Van Bibber | John Rappole, Sig Pelson |
| 1936 | 5 | 3 | 0 | Jim Peelle (Purdue '24) | Ray Garlapow |
| 1937 | 4 | 4 | 0 | Jim Peelle | Dan Dalfanso |
| 1938 | 2 | 6 | 0 | Jim Peelle | Vito Grieco |
| 1939 | 0 | 7 | 0 | Jim Peelle | Gene Nuwer, Al Collins |
| 1940 | 3 | 5 | 0 | Jim Peelle | Roger Perkins |
| 1941 | 3 | 4 | 1 | Jim Peelle | Vic Manz |
| 1942 | 6 | 2 | 0 | Jim Peelle | Sid Snyder |
| 1943-45 | No Official Varsity Teams (World War II) | | | | |
| 1946 | 7 | 2 | 0 | Jim Peelle | Serofino Grottanelli |
| 1947 | 8 | 1 | 0 | Jim Peelle | Lou Corriere |
| 1948 | 6 | 1 | 1 | Frank Clair (Miami (OH) '47) | Bill Rudick |
| 1949 | 6 | 3 | 0 | Frank Clair | Charlie Dingboom |
| 1950 | 5 | 3 | 0 | Jim Wilson | Matt Ferrentino, Ed Gicewicz |
| 1951 | 4 | 4 | 0 | Jim Wilson | Ed Gicewicz |
| 1952 | 1 | 7 | 0 | F. "Fritz" Febel (Purdue '34) | G. "Buzz" Buzzelli |
| 1953 | 1 | 5 | 1 | F. "Fritz" Febel | Ray Chamberlain |
| 1954 | 2 | 7 | 0 | F. "Fritz" Febel | Ernie Keifer |
| 1955 | 4 | 4 | 1 | Dick Offenhamer (Colgate '36) | Pete Rao |
| 1956 | 5 | 3 | 0 | Dick Offenhamer | Dick Doll, Chuck Krawczyk |
| 1957 | 5 | 4 | 0 | Dick Offenhamer | Remo Damiani |
| 1958 | 8 | 1 | 0 | Dick Offenhamer | Nick Bottini, Lou Reale |
| | Awarded Lambert Cup | | | | |
| 1959 | 8 | 1 | 0 | Dick Offenhamer | Sam Sanders, Stan Kowalski |
| 1960 | 4 | 6 | 0 | Dick Offenhamer | Gordon Bukaty |
| 1961 | 4 | 5 | 0 | Dick Offenhamer | Bill Selent, Jack Hartman |
| 1962 | 6 | 3 | 0 | Dick Offenhamer | Dick Hort, Jim Wolfe |
| 1963 | 5 | 3 | 1 | Dick Offenhamer | Gerry Philbin, Larry Gergley |
| 1964 | 4 | 4 | 1 | Dick Offenhamer | Gerry Pawloski |
| 1965 | 5 | 3 | 2 | Dick Offenhamer | Joe Holly |
| 1966 | 5 | 5 | 0 | R "Doc" Urich (Miami, O. '51) | Bill Taylor |
| 1967 | 6 | 4 | 0 | R "Doc" Urich | Ted Gibbons, Rick Wells |
| 1968 | 7 | 3 | 0 | R "Doc" Urich | Don Sabo, Denny Mason |




YEAR-BY-YEAR RECORDS

2023 BUFFALO FOOTBALL

| Season | Won | Lost | Tied | Head Coach | Captain(s) |
|-----------------------------|---------------------|------|------|---------------------------------------|--|
| 1969 | 6 | 3 | 0 | Bob Deming (Colgate '57) | Paul Lang, Scott Clark |
| 1970 | 2 | 9 | 0 | Bob Deming | Charlie Donnor, Prentis Henley |
| 1971-76 | No Varsity Football | | | | |
| 1977 | 0 | 3 | 1 | Bill Dando (Detroit '59) | Paul DiMiero, Bernie McKeever |
| 1978 | 3 | 6 | 0 | Bill Dando | James Vaux, Daniel Vecchies |
| 1979 | 4 | 5 | 0 | Bill Dando | James Rodriguez, Shane Currey |
| 1980 | 6 | 5 | 0 | Bill Dando | John Dunbar, Frank Price |
| 1981 | 5 | 5 | 0 | Bill Dando | Frank Berrafato, John White, Brian Wilson |
| 1982 | 5 | 5 | 0 | Bill Dando | Timothy Najuch, John White, Brian Wilson, Michael Rossi |
| 1983 | 8 | 2 | 0 | Bill Dando | John Greeley, Gerald Quinlivan |
| 1984 | 6 | 4 | 0 | Bill Dando | Christopher D'Amico |
| 1985 | 4 | 6 | 0 | Bill Dando | Dean Angelo, Jim Dunbar, Bob Kirisits, Mike Laipple |
| 1986 | 9 | 2 | 0 | Bill Dando | Jim Dunbar, Mike Laipple |
| ECAC Playoffs | | | | | |
| 1987 | 3 | 7 | 0 | Bill Dando | Doug Majeski, Mike Marcolini, Marc Panepinto |
| 1988 | 2 | 8 | 0 | Bill Dando | Joe Cassata, Kevin Deakin |
| 1989 | 4 | 6 | 0 | Bill Dando | Kevin Deakin, Frank Reilly |
| 1990 | 2 | 8 | 0 | Sam Sanders (Buffalo '60) | John Hartman, Dave Short, Frank Reilly |
| 1991 | 3 | 7 | 0 | Sam Sanders | Eric Polanski, Dave Short |
| 1992 | 4 | 6 | 0 | Jim Ward (Maryland-Eastern Shore '68) | Eric Polanski, Bill Stonecypher |
| 1993 | 1 | 10 | 0 | Jim Ward | Mark Anderson, Doug Radwanski, Gary Feagin |
| 1994 | 3 | 8 | 0 | Jim Ward | No captains on record |
| 1995 | 3 | 8 | 0 | Craig Cirbus (Buffalo '80) | Pete Conley |
| 1996 | 8 | 3 | 0 | Craig Cirbus | Mike Chichester, Craig Guest, Mark Taylor, Todd Pace |
| (final ranking #27 in I-AA) | | | | | |
| 1997 | 2 | 9 | 0 | Craig Cirbus | Mike Schleelein, John Sandusky |
| 1998 | 4 | 7 | 0 | Craig Cirbus | Keith Hansen, Anthony Swan |
| 1999 | 0 | 11 | 0 | Craig Cirbus | Mike Garofalo, Kali Watkins, Dan Poulsen |
| | | | | | |
| 2000 | 2 | 9 | 0 | Craig Cirbus | Mike Garofalo, Drew Haddad, Tom Brown |
| | | | | | |
| 2001 | 3 | 8 | 0 | Craig Cirbus | Brandon Shaughnessy, Gabe Kogler, Tory Smith |
| | | | | | |
| 2002 | 1 | 11 | 0 | Jim Hofher (Cornell '79) | Chris Gray, Marcus Cole |
| | | | | | |
| 2003 | 1 | 11 | 0 | Jim Hofher | Joe Freedy, Bob Dzvonic, Craig Rohlf |
| | | | | | |
| 2004 | 2 | 9 | 0 | Jim Hofher | Duane Williams |
| | | | | | |
| 2005 | 1 | 10 | 0 | Jim Hofher | Chad Bartoszek, Marquis Dwart, Lamar Wilcher |
| | | | | | |
| 2006 | 2 | 10 | 0 | Turner Gill (North Texas '90) | Mark Graham, Jeff Mills, Lamar Wilcher |
| | | | | | |
| 2007 | 5 | 7 | 0 | Turner Gill | Bryan Cummings, J.J. Gibson, Matt Kneeven, Erik Zeppuhar |
| | | | | | |
| 2008 | 8 | 6 | 0 | Turner Gill | Bryan Cummings, Kirk Berry, Mike Schifano |
| | | | | | |
| 2009 | 5 | 7 | 0 | Turner Gill | Gemara Williams |
| | | | | | |
| 2010 | 2 | 10 | 0 | Jeff Quinn (Elmhurst '84) | Jamey Richard, Steven King |
| | | | | | |
| 2011 | 3 | 9 | 0 | Jeff Quinn | Ramon Guzman, Kareem Byrom, Trevor Scott |
| | | | | | |
| 2012 | 4 | 8 | 0 | Jeff Quinn | Kareem Byrom, Jamey Richard, Trevor Scott, Drew Willy |
| | | | | | |
| 2013 | 8 | 5 | 0 | Jeff Quinn | Ronald Hilaire, Jeff Niedermier, Mike Newton, Drew Willy |
| | | | | | |
| 2014 | 5 | 6 | 0 | Jeff Quinn/Alex Wood | Mike Newton, Naaman Roosevelt, James Starks, |
| | | | | | |
| 2015 | 5 | 7 | 0 | Lance Leipold (UWW '87) | Davonte Shannon, Andrew West |
| | | | | | |
| 2016 | 2 | 10 | 0 | Lance Leipold | Peter Bittner, Domic Cook, |
| | | | | | |
| 2017 | 6 | 6 | 0 | Lance Leipold | Davonte Shannon, Justin Winters |
| | | | | | |
| 2018 | 10 | 4 | 0 | Lance Leipold | Chazz Anderson, Fred Branch, Richie Smith, John Syty |
| | | | | | |
| 2019 | 8 | 5 | 0 | Lance Leipold | Khalil Mack, Steven Means, Alex Neutz, Branden Oliver |
| | | | | | |
| 2020 | 6 | 1 | 0 | Lance Leipold | Jasen Carlson, Khalil Mack, Alex Neutz, Branden Oliver |
| | | | | | |
| 2021 | 4 | 8 | 0 | Maurice Linguist (Baylor '06) | Colby Way |
| | | | | | |
| 2022 | 7 | 6 | 0 | Maurice Linguist | Andre Davis, Joe Licata, Cortney Lester |
| | | | | | |
| | | | | | Adam Redden, Trevor Sales, Lee Skinner, Kristjan Sokoli, Jake Stockman |
| | | | | | Okezie Alozie, Joe Licata |




Frank Reilly - 1989-90



Todd Pace - 1996



Mike Garofalo - 1998-99



Kareem Byrom - 2006-07



James O'Hagan - 2017-18



FIRST TEAM

- 1961 John Stofa, QB
(East-West All-American Game)
- 1962 Gerry Philbin, OT/DT
(North-South All-American Game)
- 1966 Gerald LaFountain, DE (Associated Press)
- 1983 John Bernard, DB (Pizza Hut Div. III)
- 1984 Gerry Quinlivan, LB (Kodak Small College/
AP Small College)
- 1986 Doug Majeski, OT (Football News Div. III)
- Steve Nappa, DB (Pizza Hut Div. III)
- 1987 Steve Wojciechowski, LB
(Kodak Small College)
- 1995 Pete Conley, LB (Football Gazette)
- 1996 Mike Chichester, DB (Football Gazette)
- 2013 Khalil Mack, LB (FWAA)

SECOND TEAM

- 1982 Bernie Weber, K (CoSIDA Small College)
- 1986 Mike Laipple, LB (Pizza Hut Div. III)
- 2013 Khalil Mack, LB (Associated Press/WCFF/
Sporting News/AFCA)
- 2020 Kayode Awosika, OL (FWAA)
- 2020 Jaret Patterson (Associated Press/FWAA/
WCFF/Sporting News/AFCA)

THIRD TEAM

- 1983 Chris D'Amico, WR (Pizza Hut Div. III)
- 1984 Andy Hurley, DB (Pizza Hut Div. III)
- 1986 O.D. Underwood, RB (Pizza Hut Div. III)
- 1996 Craig Guest, LB (Football Gazette)
- 2022 Marcus Fuqua (FWAA)

HONORABLE MENTION

- 1981 Marty Barrett, QB (AP Small College)
- 1983 Marty Barrett, QB (AP Small College)
- 1984 Gerry Quinlivan, LB (Pizza Hut Div. III)
- 1985 Jim Dunbar, C (Pizza Hut Div. III)
- 1985 Mike Laipple, LB (AP Small College/
Pizza Hut Div. III)
- 1985 Dave May, DT (Pizza Hut Div. III)
- 1986 O.D. Underwood, RB (AP Small College)
- 1988 Jon Williams, DB (Pizza Hut Div. III)
- 1990 Chaz Ahmed, WR (Pizza Hut Div. III)
- 1995 Craig Guest, LB (Football Gazette)
- 1996 Edward Ellis, OT (Football Gazette)
- 1996 Anthony Swan, RB (Football Gazette)
- 1997 Drew Haddad, WR (Football Gazette)
- 1997 Chad Salisbury, QB (Football Gazette)
- 1997 Ted McDuffie, FS (Football Gazette)
- 1997 Keith Hansen, NG (Football Gazette)
- 1998 Drew Haddad, WR (Football Gazette)
- 1998 Joe Hattendorf, OT (Football Gazette)
- 2007 Jamey Richard, C (Pro Football Weekly)
- 2008 Naaman Roosevelt, WR (Sports Illustrated)
- 2008 James Starks, RB (Sports Illustrated)
- 2011 Khalil Mack, LB (Sports Illustrated)
- 2012 Khalil Mack, LB (Sports Illustrated)



Gerry Quinlivan



Drew Haddad



Jamey Richard

ECAC ALL-STARS

- 1966 _____ Leeland Jones, RB
- 1978 _____ Larry Rothman, DT
- 1981 _____ Marty Barrett, QB
- 1982 _____ Gary Brown, DT
- 1982 _____ Pat Whitehead, RB
- 1982 _____ Brian Wilson, OT
- 1983 _____ Marty Barrett, QB, Upstate NY Player of Year
- 1983 _____ Steve Armstrong, DE
- 1983 _____ John Bernard, DB
- 1983 _____ Chris D'Amico, WR
- 1983 _____ Eric Pedley, OC
- 1983 _____ Gerry Quinlivan, LB
- 1984 _____ Chris D'Amico, WR
- 1984 _____ Andy Hurley, DB
- 1984 _____ Gerry Quinlivan, LB
- 1985 _____ Bob Kirisits, OT
- 1985 _____ Dave May, DT
- 1986 _____ O.D. Underwood, RB, Upstate NY Player of Year
- 1986 _____ Mike Laipple, LB
- 1989 _____ Alan Bell, KR
- 1990 _____ Chaz Ahmed, WR
- 1991 _____ Cliff Scott, QB, Rookie of the Year
- 1995 _____ Craig Guest, LB
- 1995 _____ Gerald Carlson, PK
- 1996 _____ Craig Guest, LB
- 1996 _____ Edward Ellis, OT
- 1998 _____ Joe Hattendorf, OT
- 2008 _____ Davonte Shannon, S
- 2013 _____ Jasen Carlson, OL
- 2013 _____ Branden Oliver, RB
- 2013 _____ Khalil Mack, LB

FBS ALL-AMERICANS



Khalil Mack, LB
2013



Jaret Patterson, RB
2020



Kayode Awosika, OL
2020



Marcus Fuqua, S
2022



VERN SMITH LEADERSHIP AWARD

2020 Jaret Patterson, RB

MAC PLAYER OF THE YEAR

2013 Khalil Mack, LB (defensive)
2018 Tyree Jackson, QB (offensive)
2020 Jaret Patterson, RB (offensive)
2022 Alex McNulty, K (special teams)

MAC FRESHMAN OF THE YEAR

2002 Aaron Leeper, RB
2018 Jaret Patterson, RB

ALL-MAC FIRST TEAM

| | |
|-------------------------------|-------------------------------|
| 2007 Davonte Shannon, S (D) | 2018 Chuck Harris, DE (D) |
| 2008 Naaman Roosevelt, WR (O) | 2018 Khalil Hodge, LB (D) |
| 2008 Davonte Shannon, S (D) | 2018 Tyree Jackson, QB (O) |
| 2008 James Starks, RB (O) | 2018 Anthony Johnson, WR (O) |
| 2009 Naaman Roosevelt, WR (O) | 2018 Tyler Mabry, TE (O) |
| 2009 Davonte Shannon, S (D) | 2018 James O'Hagan, OL (O) |
| 2009 Jesse Rack, TE (O) | 2019 Joey Banks, S (D) |
| 2010 Domic Cook, S (D) | 2019 Malcolm Koonce, DE (D) |
| 2010 Terrell Jackson, PR (ST) | 2019 Evin Ksiezarczyk, OL (O) |
| 2010 Davonte Shannon, S (D) | 2019 Jaret Patterson, RB (O) |
| 2011 Khalil Mack, LB (D) | 2019 Taylor Riggins, DE (D) |
| 2011 Branden Oliver, RB (O) | 2020 Kayode Awosika, OL (O) |
| 2012 Khalil Mack, LB (D) | 2020 Malcolm Koonce, DE (D) |
| 2013 Jasen Carlson, OL (O) | 2020 Mike Novitsky, OL (O) |
| 2013 Najja Johnson, CB (D) | 2020 James Patterson, LB (D) |
| 2013 Khalil Mack, LB (D) | 2020 Jaret Patterson, RB (O) |
| 2013 Alex Neutz, WR (O) | 2021 James Patterson, LB (D) |
| 2013 Branden Oliver, RB (O) | 2022 Shaun Dolac, LB (D) |
| 2015 Matt Weiser, TE (O) | 2022 Marcus Fuqua, S (D) |
| 2017 Khalil Hodge, LB (D) | |
| 2017 Anthony Johnson, WR (O) | |

ALL-MAC SECOND TEAM

| | |
|----------------------------------|-------------------------------|
| 1999 Drew Haddad, WR (O) | 2017 Demone Harris, DE (D) |
| 2000 Brandon Shaughnessy, TE (O) | 2018 Evin Ksiezarczyk, OL (O) |
| 2001 Craig Rohlf, S (D) | 2018 Cameron Lewis, CB (D) |
| 2002 Chad Bartoszek, TE (O) | 2018 K.J. Osborn, WR (O) |
| 2003 Mark Graham, DB (D) | 2018 Jaret Patterson, RB (O) |
| 2006 James Starks, RB (O) | 2019 Kayode Awosika, OL (O) |
| 2007 Jamey Richard, C (O) | 2019 Tyrone Hill, S (D) |
| 2007 Trevor Scott, DE (D) | 2019 Ledarius Mack, DE (D) |
| 2007 James Starks, RB (O) | 2019 Paul Nosworthy, OL (O) |
| 2008 Jeff Niedermier, OL (O) | 2019 Kadofi Wright, LB (D) |
| 2008 Mike Newton, S (D) | 2020 Jake Fuzak, OL (O) |
| 2009 Peter Bittner, OL (O) | 2020 Antonio Nunn, WR (O) |
| 2009 Mike Newton, S (D) | 2021 Jake Fuzak, OL (O) |
| 2011 Marcus Rivers, WR (O) | 2021 Daymond Williams, DL (D) |
| 2012 Steven Means, DE (D) | 2022 James Patterson, LB (D) |
| 2012 Alex Neutz, WR (O) | |
| 2014 Devin Campbell, KR (ST) | |
| 2014 Adam Redden, LB (D) | |
| 2014 Jake Silas, OL (O) | |
| 2014 Anthone Taylor, RB (O) | |
| 2015 Brandon Berry, LB (D) | |
| 2015 John Kling, OL (O) | |
| 2016 Mason Schreck, TE (O) | |
| 2016 Khalil Hodge, LB (D) | |

ALL-MAC THIRD TEAM

| | |
|-------------------------------|------------------------------|
| 2000 Duane Williams, LB (D)* | 2018 K.J. Osborn, PR (ST) |
| 2001 Chad Bartoszek, TE (O)* | 2019 Antonio Nunn, WR (O) |
| 2007 Kareem Byrom, DB (D) | 2019 Chibueze Onwuka, DT (D) |
| 2007 Larry Hutchinson, LB (D) | 2020 Ron Cook, KR/PR (ST) |
| 2007 Jeff Niedermier, OL (O) | 2020 Zac Lefebvre, TE (O) |
| 2007 Naaman Roosevelt, WR (O) | 2020 Kevin Marks, RB (O) |
| 2008 Justin Winters, LB (D) | 2020 Alex McNulty, K (ST) |
| 2009 Brett Hamlin, WR (O) | 2020 Eddie Wilson, DT (D) |
| 2011 Terrell Jackson, PR (ST) | 2021 Ron Cook, KR (ST) |
| 2013 Adam Redden, S (D) | 2021 Jack Klenk, OL (O) |
| 2013 Colby Way, DE (D) | 2021 Dylan McDuffie, RB (O) |
| 2014 Andre Davis, OL (O) | 2021 Quian Williams, WR (O) |
| 2014 Lee Skinner, LB (D) | 2022 Desmond Bessent, OL (O) |
| 2014 Ron Willoughby, WR (O) | 2022 Gabe Wallace, OL (O) |
| 2015 Okezie Alozie, LB (D) | 2023 Quian Williams, WR (O) |
| 2015 Boise Ross, CB (D) | |
| 2016 Jordan Johnson, RB (O) | |
| 2016 James O'Hagan, OL (O) | |
| 2017 Chuck Harris, DE (D) | |
| 2017 James O'Hagan, OL (O) | |

**Honorable Mention*



Khalil Mack



Tyree Jackson



Jaret Patterson became the first UB player to win the Vern Smith Leadership Award in 2020



ACADEMIC HONORS

2023 BUFFALO FOOTBALL

ACADEMIC ALL-MAC

- 2001 Andy Avery, OL
- 2001 Darren Hicks, DB
- 2001 Jeff Mills, OL
- 2001 Jason Smalarz, TE
- 2002 Jeff Mills, OL
- 2004 Bill Meholif, DL
- 2004 Aaron Sanders, DL
- 2004 Eric Zeppuhar, OL
- 2005 Jesse Imes, DB
- 2005 Aaron Sanders, DL
- 2007 Jamey Richard, OL
- 2009 Josh Violanti, OL
- 2011 Alex Neutz, WR
- 2011 Colby Way, DL
- 2012 Alex Neutz, WR
- 2012 Colby Way, DL
- 2013 Tyler Grassman, P
- 2013 Alex Neutz, WR
- 2013 Colby Way, DL
- 2014 Tony Daniel, QB
- 2014 Jarrett Franklin, LB
- 2014 Nick Gilbo, LB
- 2014 Tyler Grassman, P
- 2014 Jake Silas, OL
- 2014 Lee Skinner, LB
- 2014 Matt Weiser, TE
- 2014 Ron Willoughby, WR
- 2015 Nick Gilbo, LB
- 2015 Tyler Grassman, P
- 2015 Tyler O'Henry, OL
- 2015 Kevin Rogers, TE
- 2015 Matt Weiser, TE
- 2015 Ron Willoughby, WR
- 2016 Jarrett Franklin, LB
- 2016 Corbin Grassman, LS
- 2017 Drew Anderson, QB
- 2017 Kyle DeWeen, P
- 2017 Chris Doubek, RB
- 2017 Tomas Jack-Kurdyla, OL
- 2017 Tyree Jackson, QB
- 2017 Zac Lefebvre, TE
- 2017 Jake Molinich, TE
- 2017 K.J. Osborn, WR
- 2017 Matt Otwinowski, LB
- 2017 Tim Roberts, S
- 2017 Chris Spell, WR
- 2018 Evan Finegan, P
- 2018 Nick Gallo, S
- 2018 Tyree Jackson, QB
- 2018 Zac Lefebvre, TE
- 2018 Adam Mitcheson, K
- 2018 K.J. Osborn, WR
- 2018 Matt Otwinowski, LB
- 2019 Evan Gantley, S
- 2019 Cory Gross, Jr., S
- 2019 Jack Klenk, OL
- 2019 Zac Lefebvre, TE
- 2019 Alex McNulty, K
- 2019 Mike Novitsky, OL
- 2019 Matt Otwinowski, LB
- 2020 Eric Black, DE
- 2020 Ron Cook, Jr., RB
- 2020 Evan Davis, LS
- 2020 Evan Finegan, P
- 2020 Jake Fuzak, OL

- 2020 Cory Gross, Jr., S
- 2020 Tyrone Hill, S
- 2020 Dominic Johnson, WR
- 2020 Jack Klenk, OL
- 2020 Zac Lefebvre, TE
- 2020 Alex McNulty, K
- 2020 Rich Miller, Jr., LB
- 2020 Mike Novitsky, OL
- 2020 Bence Polgar, OL
- 2020 Dom Polizzi, DT
- 2020 Jovany Ruiz, WR
- 2021 Tajay Ahmed, RB
- 2021 Jackson Baltar, P
- 2021 Trevor Borland, TE
- 2021 Evan Davis, LS
- 2021 Deondre Doiron, OL
- 2021 Shaun Dolac, LB
- 2021 Evan Finegan, P
- 2021 Jake Fuzak, OL
- 2021 Evan Gantley, S
- 2021 Cory Gross, S
- 2021 Dominic Johnson, WR
- 2021 Jack Klenk, OL
- 2021 Alex McNulty, K
- 2021 Jake Molonich, FB
- 2021 Bence Polgar, OL
- 2021 Dom Polizzi, DL
- 2021 Alain Schaerer, OL
- 2021 Kyle Vantrease, QB
- 2021 Keith Woetzel, LB
- 2022 Tajay Ahmed, RB
- 2022 Jackson Baltar, P
- 2022 C.J. Bazile, DE
- 2022 Trevor Borland, TE
- 2022 Evan Davis, LS
- 2022 Shaun Dolac, LB
- 2022 Tyler Doty, OL
- 2022 Nicholas Fronczak, TE
- 2022 Alex McNulty, K
- 2022 Dom Polizzi, OL



Matt Otwinowski was a three-time Academic All-MAC selection

ACADEMIC ALL-AMERICANS

- 1963 Gerry Philbin, DL Academic All-American
- 1984 Gerry Quinlivan, LB College Division Academic First Team
- 1985 Jim Dunbar, C College Division Academic First Team
- 1986 Jim Dunbar, C College Division Academic First Team
- 1998 Dan Poulson, DL GTE Academic All-American
- 2015 Matt Weiser, TE Academic All-American



Matt Weiser was UB's first Academic All-American in its FBS era

ACADEMIC ALL-DISTRICT

- 1998 Dan Poulson, DL
- 2001 Andy Avery, OL
- 2002 Jeff Mills, OL
- 2004 Aaron Sanders, DL
- 2005 Aaron Sanders, DL
- 2006 Jesse Imes, DB
- 2010 Josh Violanti, OL
- 2011 Colby Way, DL
- 2014 Tyler Grassman, P
- 2015 Tyler Grassman, P
- 2015 Matt Weiser, TE
- 2017 Tim Roberts, S
- 2019 Matt Otwinowski, LB
- 2021 Jack Klenk, OL
- 2022 Alex McNulty, K



Aaron Sanders



Tyler Grassman





ALL-STAR GAME SELECTIONS

2023 BUFFALO FOOTBALL



SENIOR BOWL INVITEES

- 1964 _____ Gerry Philbin, DL
- 2014 _____ Khalil Mack, LB*
- 2019 _____ Tyree Jackson, QB
- 2019 _____ Anthony Johnson, WR
- 2021 _____ Malcolm Koonce, DE*

*Invited but did not play




Tyree Jackson was the South Team MVP in 2019



EAST-WEST SHRINE BOWL INVITEES

- 2010 _____ Naaman Roosevelt, WR
- 2019 _____ Khalil Hodge, LB
- 2020 _____ Evin Ksiezarczyk, OL
- 2021 _____ Kayode Awosika, OL*
- 2021 _____ Antonio Nunn, WR*
- 2022 _____ Kadofi Wright, LB

*Invited but game was not played due to COVID-19



Khalil Hodge played in the 2019 East-West Shrine Bowl




HULA BOWL INVITEES


- 2021 _____ Tyree Thompson, LB
- 2022 _____ Kevin Marks, RB
- 2022 _____ Kadofi Wright, LB

BULLS FOOTBALL IN UB'S ATHLETIC HALL OF FAME

| Player | Year Elected |
|--|--------------|
| James J. Ailinger '25 | 1965 |
| Louis D. Corriere '49 | 1965 |
| Edmond J. Gicewicz '52 | 1966 |
| Robert E. Rich '35 | 1966 |
| Robert Beyer '33 | 1967 |
| Donald E. Holland '52 | 1967 |
| Vito A. Grieco '39 | 1967 |
| James E. Peelle (coach) '37 | 1968 |
| J. Gordon Bukaty '61 | 1969 |
| Gerald J. Philbin '63 | 1970 |
| Alexander P. Aversano '35;36 | 1973 |
| John C. Stofa '64 | 1973 |
| Sampson L. Sanders '60 | 1973 |
| Willie R. Evans '60 | 1978 |
| Don A. Gilbert '65;69 | 1979 |
| Carl A. Markey '52 | 1980 |
| Richard L. Wells '68 | 1981 |
| James C. McNally '66 | 1982 |
| Kenneth Rutkowski '69 | 1982 |
| Charles E. Daniels '57 | 1983 |
| Gerald R. Gergley '63 | 1983 |
| Brian M. Hansen '68 | 1983 |
| Louis M. Reale '63 | 1983 |
| Theodore M. Gibbons '70 | 1984 |
| Dominic J. Grossi '43 | 1984 |
| Eugene S. Hiller '40 | 1984 |
| Richard W. Offenhamer (coach) | 1984 |
| Leslie Molnar '52 | 1985 |
| William Rudick '49 | 1985 |
| John M. Valentic '63 | 1985 |
| Leeland A. Jones '68;73 | 1987 |
| Paul J. Lang '70 | 1987 |
| Marshall K. Stoll '36 | 1987 |
| Nicholas A. Bottini '59 | 1988 |
| John E. Cimba '64 | 1988 |
| Martin J. Barrett '83 | 1989 |
| Leeland N. Jones, Jr. '48 | 1989 |
| Jules Licata '50 | 1990 |
| Alton A. Massey '50 | 1990 |
| Richard W. Ashley '69 | 1991 |
| Serofino J. Grottanelli '50 | 1991 |
| Mark M. Murtha '70 | 1991 |
| Bernard A. Verrico '66 | 1992 |
| Gerald J. Quinlivan '85 | 1993 |
| 1958 Football Team | 1993 |
| Matthew Ferrentino '51 | 1994 |
| Gerald J. LaFountain '66 | 1996 |
| Edgar Greenard Poles '66 | 1996 |
| Frank W. Price '82 | 1997 |
| William R. Dando (coach) | 1998 |
| Chris D'Amico, '84 | 2001 |
| Alan Bell, '93 | 2001 |
| Mike Laipple, '87 | 2002 |
| Cliff Scott, '94 | 2003 |
| Ed Ellis, '97 | 2005 |
| Drew Haddad, '02 | 2007 |
| Anthony Swann, '02 | 2009 |
| Kevin Brinkworth, '63, '66 (Russell J. Gugino Award) | 2010 |
| Peter R. Rao, '56, '63 | 2010 |
| Charlie Donnor, '71, '81 | 2011 |
| Drew Willy, '08 | 2014 |
| Craig Guest, '96 | 2022 |
| Naaman Roosevelt, '09 | 2023 |
| James Starks, '09 | 2023 |


Did You Know?

Throughout their football history, the Bulls have beaten college football powers like Syracuse, Army, Penn State, Boston College, Louisville and Rutgers.



Gerry Philbin, '63 • All American
New York Jets • All-Time AFL Team





BULLS IN THE NFL

| Player | Pos. | Team(s) | Year(s) |
|------------------|-------|--|--|
| Drew Anderson | QB | Arizona Cardinals | 2019 |
| Kayode Awosika | OL | Philadelphia Eagles Detroit Lions | 2021-22 2022-pres. |
| Bob Dzvonick | DE | Pittsburgh Steelers | 2005 |
| Ed Ellis | OL | New England Patriots Washington Redskins San Diego Chargers | 1997-99 2000 2001-03 |
| Craig Guest | LB | New York Jets | 1997 |
| Ramon Guzman | LB | Indianapolis Colts | 2007 |
| Drew Haddad | WR | Buffalo Bills Indianapolis Colts | 2000, 2004 2001-02 |
| Chuck Harris | DE | Jacksonville Jaguars | 2019 |
| Demone Harris | DE | Tampa Bay Buccaneers Kansas City Chiefs Houston Texans | 2018 2019-21 2021-pres. |
| Ja'Marcus Ingram | DB | Buffalo Bills | 2022-pres. |
| Tyree Jackson | TE | Philadelphia Eagles | 2021-pres. |
| Adam Johnson | LS | Carolina Panthers Kansas City Chiefs | 2004-05 2006-07 |
| Anthony Johnson | WR | Los Angeles Chargers Pittsburgh Steelers | 2019 2020-21 |
| Omari Jordan | DE | Carolina Panthers San Diego Chargers | 2004 2005 |
| Malcolm Koonce | DE | Las Vegas Raiders | 2021-pres. |
| Evin Ksiezarczyk | OL | Washington Commanders Buffalo Bills | 2021 2021 |
| Cam Lewis | DB | Buffalo Bills | 2019-pres. |
| Tyler Mabry | TE | Seattle Seahawks | 2020-pres. |
| Khalil Mack | DE | Oakland Raiders Chicago Bears Los Angeles Chargers | 2014-17 2018-21 2022-pres. |
| Ledarius Mack | DE | Chicago Bears | 2020-21 |
| Steven Means | DE | Tampa Bay Buccaneers Baltimore Ravens Philadelphia Eagles Atlanta Falcons | 2013-14 2014-15, 2022-pres. 2015-17 2018-21 |
| Les Molnar | OT/DT | Dallas Texans | 1952 |
| Mike Newton | DB | Indianapolis Colts | 2010-11 |
| K.J. Osborn | WR | Minnesota Vikings | 2020-pres. |
| Jaret Patterson | RB | Washington Commanders | 2021-pres. |
| Gerry Philbin | DE | New York Jets Philadelphia Eagles | 1964-72 1974 |
| Branden Oliver | RB | San Diego/LA Chargers Indianapolis Colts | 2014-17 2018 |
| David Pruce | OL | Baltimore Ravens Houston Texans New England Patriots Buffalo Bills | 2001, 2002 2003 2004 2004 |
| Jamey Richard | C | Indianapolis Colts New England Patriots | 2008-12 2012 |
| Naaman Roosevelt | WR | Buffalo Bills Cleveland Browns | 2010-12, 14 2013 |
| Josh Roth | FB | Buffalo Bills Kansas City Chiefs | 2000-01 2002 |
| Jacob Schum | P | Tampa Bay Buccaneers Green Bay Packers | 2015 2016 |

| Player | Pos. | Team(s) | Year(s) |
|-----------------|-------|--|--|
| Trevor Scott | DE | Oakland Raiders New England Patriots Tampa Bay Buccaneers Chicago Bears | 2008-11 2012 2013 2014 |
| Mason Schreck | TE | Cincinnati Bengals Houston Texans | 2017-21 2022-pres. |
| Kristjan Sokoli | OL/DL | Seattle Seahawks Indianapolis Colts New Orleans Saints New York Giants | 2015 2016 2017 2017-18 |
| James Starks | RB | Green Bay Packers | 2010-16 |
| John Stofa | QB | Miami Dolphins Cincinnati Bengals | 1966-67, 1969-70 1968 |
| Josh Thomas | DB | Carolina Panthers Seattle Seahawks Detroit Lions Indianapolis Colts Dallas Cowboys | 2011-13 2014 2014 2015 2015-16 |
| Gemara Williams | DB | New England Patriots | 2006 |
| Drew Willy | QB | Indianapolis Colts San Diego Chargers | 2009 2011 |

- This list contains UB players who have been on either NFL active rosters or practice squads.



BULLS PICKED IN THE NFL DRAFT

| Year | Rnd | Pick | Player | Team | Pos |
|------|-----|------|-----------------|------------|-----|
| 1952 | 18 | 206 | Les Molnar | Yankees | OT |
| 1958 | 4 | 44 | Frank Woidzik | Rams | OT |
| 1959 | 25 | 299 | Lou Reale | Giants | C |
| 1964 | 3 | 33 | Gerry Philbin | Lions | DE |
| 1997 | 4 | 125 | Ed Ellis | Patriots | OT |
| 2000 | 7 | 233 | Drew Haddad | Bills | WR |
| 2008 | 6 | 169 | Trevor Scott | Raiders | DE |
| 2008 | 7 | 236 | Jamey Richard | Colts | C |
| 2010 | 6 | 193 | James Starks | Packers | RB |
| 2011 | 5 | 143 | Josh Thomas | Cowboys | CB |
| 2013 | 5 | 147 | Steven Means | Buccaneers | DE |
| 2014 | 1 | 5 | Khalil Mack | Raiders | LB |
| 2015 | 6 | 214 | Kristjan Sokoli | Seahawks | G |
| 2017 | 7 | 251 | Mason Schreck | Bengals | TE |
| 2021 | 3 | 79 | Malcolm Koonce | Raiders | DE |



BULLS IN THE PROS

2023 BUFFALO FOOTBALL



James Starks, '09, spent seven seasons with the Green Bay Packers and was the starting running back in Super Bowl XLV



Steven Means, '12, won a Super Bowl with the Eagles in 2017 and has played for the Falcons since 2018.



Trevor Scott, '07, played seven seasons in the NFL for the Raiders, Patriots, Buccaneers and Bears



Ed Ellis, '97, was a 4th round draft choice of the New England Patriots



Branden Oliver, '13, led the San Diego Chargers in rushing yards and touchdowns in 2014




Naaman Roosevelt, '09, played for the Buffalo Bills in 2010 and 2011



James Richard, '08, was drafted by the Indianapolis Colts and named to the NFL All-Rookie Team in 2008.




Mike Newton




Josh Thomas



Demone Harris



Mason Schreck



Matt Rhule

UB Defensive Line Coach 1999-00
Carolina Panthers Head Coach
2020-21



Jim Haslett

UB Defensive Coordinator 1989-90
New Orleans Saints Head Coach 2000-05
Def. Coord., St. Louis Rams 2006-08
Def. Coord., Washington Redskins 2010-14
LB Coach, Cincinnati Bengals, 2016-18
ILB Coach, Tennessee Titans, 2020-21

ALSO IN "THE SHOW"

| Name | Team |
|--------------------|---|
| Marty Barrett, '84 | College Scout, Chicago Bears |
| Doug Majeski, '89 | Director of College Scouting, Buffalo Bills |
| David Hinson, '99 | College Scout, Kansas City Chiefs |
| John Syty, '11 | College Scout, Chicago Bears |
| Najja Johnson, '13 | College Scout, Houston Texans |



Jaret Patterson



Jacob Schum

Did You Know?

Other coaches that have spent time on the Buffalo coaching staff include former Philadelphia Eagles head coach Buddy Ryan and former New York Jets General Manager John Idzik.



BULLS IN THE CFL

| Player | Pos. | Team(s) | Year(s) |
|----------------------|-------|--|---------------------------------------|
| Natey Adjei | WR | Toronto Argonauts Edmonton Eskimos | 2014-15, 2020 2016-19 |
| John Cimba | HB/LB | Hamilton Tiger-Cats | 1964-67 |
| Matt Ferrentino | OL/LB | Toronto Argonauts | 1951 |
| Ted Gibbons | DT | Toronto Argonauts | 1968 |
| Don Gilbert | DB | Ottawa Rough Riders Winnipeg Blue Bombers | 1965-67 1968 |
| Edgar Greenard-Poles | LB | Edmonton Eskimos BC Lions | 1966-68 1969-70 |
| Dillon Guy | OL | Saskatchewan Roughriders Montreal Alouettes | 2016-17 2018 |
| Ramon Guzman | LB | Montreal Alouettes | 2009-11 |
| Ronald Hilaire | DL | Calgary Stampeders | 2009 |
| Tomas Jack-Kurdyla | OL | Edmonton Elks | 2020-pres. |
| Damian Jackson | LS | Winnipeg Blue Bombers | 2023-pres. |
| Ernest Jackson | WR | BC Lions Ottawa Redblacks Montreal Alouettes | 2012-14 2015-16 2017-18 |
| Anthony Johnson | WR | Hamilton Tiger-Cats | 2022-pres. |
| Roubbens Joseph | OL | Toronto Argonauts | 2019-20 |
| James Judges | DL | Montreal Alouettes | 2008 |
| Isaiah King | DB | Toronto Argonauts | 2023-pres. |
| Bruno Lapointe | DL | Saskatchewan Roughriders | 2009 |
| Bob Leipler | OL | Toronto Argonauts | 1951 |
| Willie Moseley | DE | Winnipeg Blue Bombers | 2014 |
| Branden Oliver | RB | Hamilton Tiger-Cats | 2020 |
| Naaman Roosevelt | WR | Saskatchewan Roughriders Montreal Alouettes | 2015-19 2020 |
| William Rudick | HB/LB | Hamilton Tiger-Cats | 1949 |
| Jake Silas | OL | Ottawa Redblacks | 2015-17 |
| Rob Schroeder | DT | Hamilton Tiger-Cats | 2006 |
| Drew Willy | QB | Saskatchewan Roughriders Winnipeg Blue Bombers Toronto Argonauts Montreal Alouettes | 2012-13 2014-16 2016 2017-18 |



Ramon Guzman



Ernest Jackson

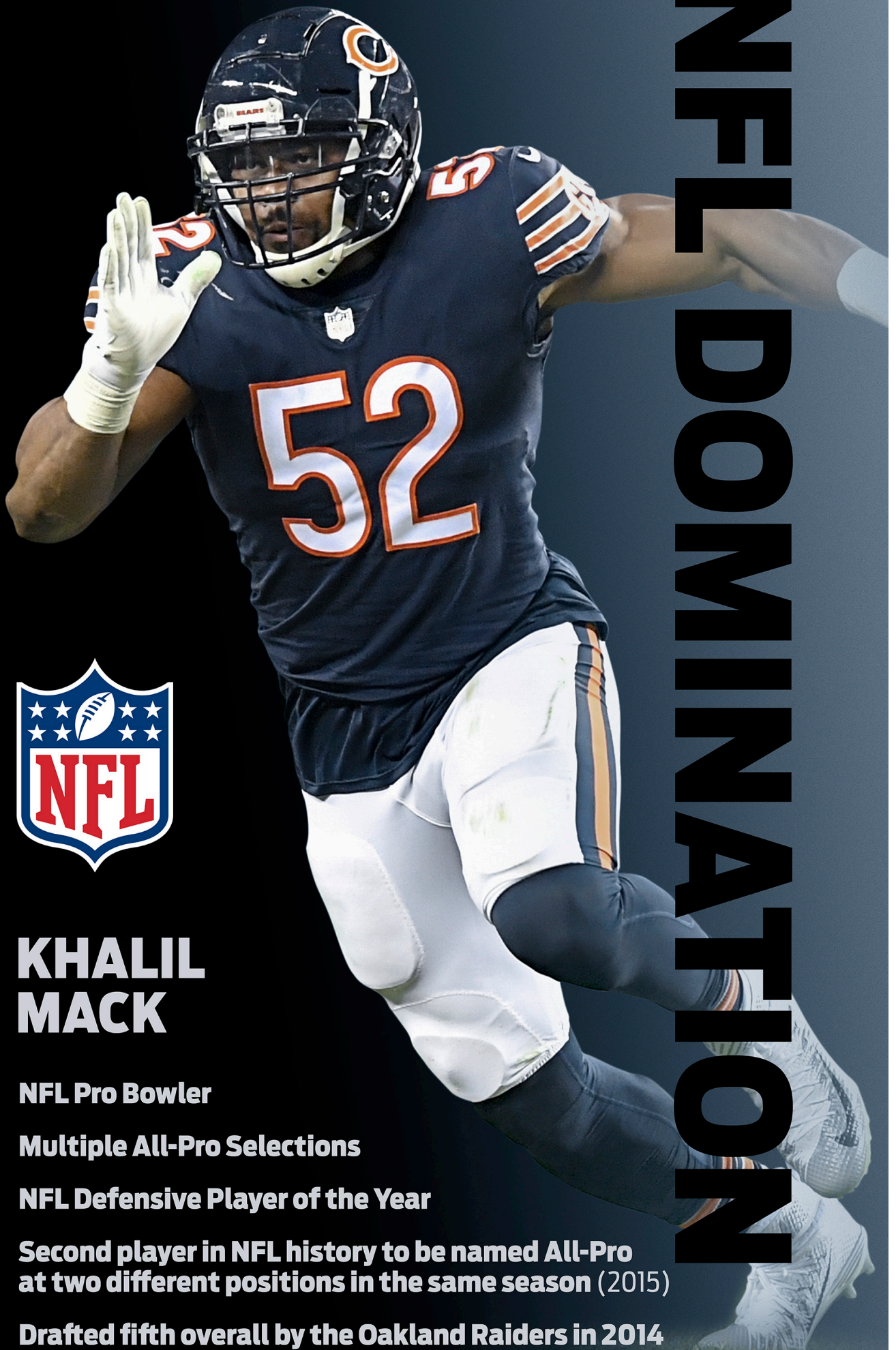


BULLS PICKED IN THE CFL DRAFT

| Year | Rnd | Pick | Player | Team | Pos |
|------|-----|------|--------------------|--------------|-----|
| 2008 | 4 | 27 | Ronald Hilaire | Calgary | DL |
| 2010 | 5 | 38 | Bruno Lapointe | Saskatchewan | DL |
| 2013 | 3 | 22 | Natey Adjei | Toronto | WR |
| 2016 | 4 | 30 | Dillon Guy | BC | OL |
| 2020 | 1 | 4 | Tomas Jack-Kurdyla | Edmonton | OL |
| 2021 | 4 | 32 | Dominic Johnson | Edmonton | WR |



Drew Willy



NFL DOMINATION



KHALIL MACK

NFL Pro Bowler

Multiple All-Pro Selections

NFL Defensive Player of the Year

**Second player in NFL history to be named All-Pro
at two different positions in the same season (2015)**

Drafted fifth overall by the Oakland Raiders in 2014