


# 2010-11 TIGER BASKETBALL



**SOPHOMORE FORWARD  
ISAIAH PHILMORE**

**SENIOR FORWARD  
DANNY QUINN**

**JUNIOR GUARD  
RASHAWN POLK**

**JUNIOR GUARD  
TROY FRANKLIN**



# 2010-11 MEN'S BASKETBALL



Senior  
Robert Nwankwo

MCCULLAR  
23

TOWSON  
25

CARTER  
3



# 2010-11 MEN'S BASKETBALL



## TABLE OF CONTENTS

Quick Facts	2	Team Records	60
Outlook	3-7	1,000-Point Scorers At Towson	61-65
Roster	8	Honors	66-67
Head Coach Pat Kennedy	9-15	Annual Records	68
Associate Head Coach Jim Meil	16	Year-By-Year	69-74
Assistant Coach Rashon Burno	17	Record Against All Opponents	74-79
Assistant Coach Phil Cohen	18	Record vs. CAA Opponents	79-81
Support Staff	18	All-Time Roster	82-83
Player Profiles	19-35	100-Point Games	84
Nickname	36	Tiger Pride	86-87
2009-10 Review	37-48	Towson Administration	88-89
Towson Center	49-53	Discover Towson	90-93
All-Time Individual Records	56	Directions/Map To Towson	94-95
Single Season Highs	56	Staff Directory	96-97
Career Leaders	57	Sports Medicine	98
Big Games	57-58	Strength and Conditioning	99
Leaders By Season	59	Academic Support	100

## MEDIA NOTES

Interviews are coordinated through the athletic media relations office by calling 410-704-2232 at least one day in advance to avoid interfering with class and practice schedules. A media credential is required for entry into the Towson Center arena on game nights and can be left at Media Will Call. A parking pass is also required and must be obtained in advance of arrival. Photo credentials are issued only to accredited photographers on assignment by a news agency. Towson provides phone lines and one ISDN line for radio broadcasts at a cost of \$75.00 per line, or whatever the visiting station's institution charges. Post-game interviews are conducted near the lockerooms. Ideally, the visiting coach and players attend first.

## 2010-11 MEN'S BASKETBALL MEDIA GUIDE

The 2010-11 Towson University Men's Basketball Guide is published by the Towson University Department of Athletics. It is written and edited by Peter Schlehr, Dan O'Connell, Eric Rhew and Megan O'Brien of the Towson office of Athletic Media Relations. Photography is by Kanji Takeno, Scott Thornton, JP Dunn. Gary Neal NBA photos courtesy of NBAE/Getty Images. The guide is designed by Chris Komisar of the University's Design Center.

## Quick Facts

**Internet Address:** www.TowsonTigers.com  
**Mailing Address:** 8000 York Rd.,  
 Towson, Md. 21252  
**Founded:** 1866  
**Enrollment:** 21,177  
**Home Court:** Towson Center (4,500)  
**Nickname:** "Tigers"  
**Colors:** Gold, White & Black  
**Conference:** Colonial Athletic Association  
**President:** Dr. Robert Caret  
**Basketball Started at Towson:** 1921  
**All-Time Record:** 557-766 (Since 1958)  
**All-Time Division I Record:** 369-528 (30 Years)  
**NCAA Tournament Appearances:** 1990, 1991

## Staff

**Director of Athletics:** Mike Waddell  
**Senior Associate AD/External Affairs:** Tom Brush  
**Faculty Representative:** Gail Gasparich  
**Academic Services:** Geoff Gordon  
**Equipment Manager:** Dion Harris  
**Games Operation Manager:** Mark Temmel  
**Games Operation Phone:** 410-704-4176  
**Ticket Manager:** Joanne Forrester  
**Ticket Phone:** 410-704-2244  
**Travel Coordinator:** Jennifer Judy  
**Video Coordinator:** Greg Rex  
**Pep Band Director:** John Miliauskas  
**Technical Coordinator:** Bart Raeke

## Basketball Staff

**Head Coach:** Pat Kennedy  
**Associate Head Coach:** Jim Meil  
**Assistant Coaches:** Rashon Burno, Phil Cohen  
**Coordinator of Basketball Operations:** TBA  
**Administrative Assistant:** Carolyn Hund  
**Basketball Phone:** 410-704-3173  
**Athletic Trainer:** Chris Martin  
**Strength Coach:** Jesse Judy  
**Official Scorer:** Bob Clark  
**P.A. Announcer:** Tom Judd

## Media Relations Staff

**Director/Basketball Contact:** Peter Schlehr  
**Cell:** 410-916-5090  
**E-mail:** pschlehr@towson.edu  
**Associate Director:** Dan O'Connell  
**Assistant Director:** Eric Rhew  
**Assistant Director:** Megan O'Brien  
**Office Phone:** (410) 704-2232  
**Office Fax:** (410) 704-3861  
**Game Phone:** (410) 704-3286

## CAA Basketball

**Conference:** Colonial Athletic Association  
**Commissioner:** Tom Yeager  
**Basketball Media Contact:** Rob Washburn  
**CAA Phone:** (804) 754-1616

# 2010-11 OUTLOOK



Junior  
Troy Franklin



*In their 10th year in the CAA...*

# Tigers

LOOKING FOR

# Success



Senior  
Josh Brown

It has taken Pat Kennedy longer than he wanted to build Towson's basketball program into a Colonial Athletic Association contender but he senses everything is in place for that to happen in 2010-11.

"It now feels that we have recruited all of the guys that we have in position that we think can really compete in the CAA," says Kennedy who enters his 31st year as a Division I head coach, his 7th at Towson. "We have a really strong core of our top players in place, a strong core of veterans and nice group of young players who don't have the pressure on them that they have to play right away. Our last phase of this building process is winning.

"And that's what this year is all about."

The Tigers are coming off a 10-21 record that resulted in a 14th straight losing season. They posted a 6-12 (8th place) mark in their 9th CAA season.

Although Towson lost three of its top four scorers, six veterans return with at least nine starts from last year. Members of a very talented newcomer group will blend in to give the



Tigers their best shot at success since joining the CAA a decade ago.

“If you’re 20-10 and you’ve lost two guys averaging 18 points a game, then it’s difficult to replace them,” says Kennedy. “But when your main guys are averaging 10 or 11 points it shouldn’t be that difficult.”

Josh Thornton (11.4) and Calvin Lee (10.6) were seniors last year. Jarrel Smith (9.2) opted out of his final year at Towson and has transferred.

“My teams have always been fairly high powered on the offensive end,” says Kennedy. “I feel for the first time we’re going to have five guys on the floor who can all go and get 17 or 18 points on a pretty consistent basis.”

Things clicked for the Tigers down the stretch last year. They were 5-4 on their final run, averaging 74.1 points per game. They put up 68.5 for the entire season to finish as

the third highest scoring offense in the CAA. Kennedy hopes the scoring trend continues.

Towson’s pre-season roster consists of seven guards and eight forwards.

“The guys who can make baskets, get rebounds and guard somebody are going to play,” says Kennedy.

Point guard is the Tigers’ most experienced position where 5-11 junior **Troy Franklin** and 6-6 graduate student **Brian Morris** return. They split the duty last year. The job could go more to Franklin this year with Morris moving over a spot on occasion.

“Troy has matured tremendously,” says Kennedy. “Last year was a year I thought he really developed and showed all his talents at the end of the year. We want him to continue building on that.”

Franklin averaged 8.3 points for the season but finished with a flourish, averaging

13.4 points in his final eight games, shooting 12 of 24 from beyond the arc and .897 (35-39) from the foul line during that span. He also averaged almost four assists per game.

Morris, who was second in the CAA last year in assist-to-turnover ratio and a first team All-Academic pick, might be utilized differently this season.

“We’re asking Brian to concentrate more this season on shooting and scoring so he’ll be playing the wing a little bit more,” says Kennedy. “He has the capability to take the ball to the basket and with his size advantage we need him doing that more.”

Another versatile veteran who can play either guard is 6-1 senior **Josh Brown**, a walk-on who averaged 28.2 minutes, 7.6 points and shot .530 from the floor in his 10 starts last year.



Graduate Student  
Brian Morris

# 2010-11 OUTLOOK



The newcomer to the lead guard crowd is 6-0 freshman **Dre Conner** whose 18.3 scoring average (4.4 apg) led Blanche Ely H.S. (Pompano Beach, Fla.) to a 26-1 record and a number 22 national ranking.

"Dre is a good, quality, solid basic standard lead guard," says Kennedy. "He's a winner, he's tough and he's hardnosed. He's a guy that's certainly going to be playing that position."

The off guard is loaded, beginning with last year's late bloomer, 6-2 junior **RaShawn Polk**, a junior college transfer who started the final five games of 2009-10 for the Tigers. In the last seven games he averaged a team high 15.5 points. He was the only Towson player during that stretch to average 30 or more minutes on the floor.

"RaShawn was very consistent on scoring with the ball and did a really good job using his size and strength guarding people," says Kennedy. "He got some tremendous experience in the month of February and I think that's going to carry over for him."

The addition of 6-3 junior **Cephas Oglesby**, a very athletic junior college transfer, has the Tigers thinking three guards at various times.

"Cephas is a guy we feel, because of his



Senior  
Danny Quinn

## Preseason in the CAA

The panel of coaches, media and media contacts has the Tigers finishing 10th in its pre-season poll that forecasts the 2010-11 race for the Colonial Athletic Association title. Defending champion Old Dominion is favored to repeat according to the vote followed by George Mason and Virginia Commonwealth. The Tigers, who were projected to finish 9th last year, finished 8th in the 2009-10 regular season standings.

1. Old Dominion
2. George Mason
3. Virginia Commonwealth
4. James Madison
5. Hofstra
6. Drexel
7. Northeastern
8. William & Mary
9. Delaware
10. Towson
11. Georgia State
12. UNC Wilmington

athleticism, can play either wing - the two or three," says Kennedy. "He's a really solid, high quality junior college kid; a real CAA prototype player. He's one of the quickest jumpers I've ever seen."

Oglesby, a NJCAA honorable mention All-America, finished his career at Cape Fear (N.C.) Community College as the Sea Devils all-time leading scorer with 1,015 points, and is the only player in that school's history to score over 1,000 points. He averaged 16.9 points while the Sea Devils piled up a 43-17 record that included a trip to Hutchinson, Kan. for the 2009 NJCAA National Tournament.

The Tigers think the improved outside play of 6-7 sophomore **Isaiah Philmore** makes him a candidate for either forward spot. Due to a dearth of size underneath Philmore was asked to play out of position

in his freshman season.

"Isaiah had a tremendous summer," says Kennedy. "He's done a lot of work at playing the perimeter. Last year, because of our lack of inside players, we had to put him down there with the big guys. By playing on the perimeter he's really opened up his game."

Philmore made 12 starts at the power forward, averaging 6.4 points and 3.9 rebounds. He finished sixth in the balloting for the CAA All-Rookie team.

Wing support will come from 6-7 freshman **Milton Geddes**, a lanky forward from Jacksonville, Fla.

"He can put the ball on the floor from the perimeter and make some things happen," says Kennedy. Geddes' high school coach was James Collins, one of Kennedy's former players at Florida State.

The inside gang that has been assembled





Sophomore  
Isaiah Philmore



is perhaps the best, if not the deepest, in the program's history. How this group performs could be the determining factor in the season's outcome.

Back as a starter is 6-8 senior **Robert Nwankwo**, a member of the CAA All-Defensive team last year who led the league for most of the 2009-10 season in rebounding (8.9), field goal percentage (.558) and blocks (83). His 9.9 scoring average was third best for Towson.

"Robert did a great job defensively for us," says Kennedy. "There are things he needs to improve upon, like his foul shooting (55-126 for .437) but in terms of being a force, he could be just that this year."

Joining Nwankwo down low is 6-8 junior **Braxton Dupree**, a transfer from Maryland who sat out last year. Kennedy doesn't mince words when he describes Dupree.

"There aren't a lot of guys in our league who look like Braxton," says the coach. "He is all of 6-8 and 280 pounds and he's as thick as a house. If he continues his present course he has the potential to be a first team All-CAA player."

Dupree spent last year battling his teammates in practice.

"Robert Nwankwo was a first team All-Defense performer for us last year and he couldn't stop Braxton at all in practice," Kennedy says. "He's too big and too strong."

As talented as Nwankwo and Dupree are, they'll have to contend with a healthy 6-9 **Eriq Gumbs** whose 2009-10 season was cut short by a knee injury. He has salvaged his freshman year after receiving a medical red-shirt.

"Eriq has had a terrific summer," says Kennedy. "He's healthy now. He isn't showing any signs of the knee problem that plagued him last year. He has a chance to be a very good player."

A fourth player in the mix is 6-11 freshman **Jamel Flash** who averaged 16.0 points for West Hempstead H.S. (Hempstead, N.Y.).

"Jamel has very good hands and catches the ball well," says Kennedy. "He runs the floor and he's a shot blocker."

Providing additional backup is 6-7 freshman **Alex Giergen**, a native of Duusseldorf, Germany who attended Virginia Episcopal School last year, and 6-7 senior walk-on **Danny Quinn** who had quality minutes last year against George Mason.

# 2010-11 OUTLOOK



## 2010-11 Tiger Roster

### Alphabetically

No.	Player	Pos.	Cl.	Hgt.	Wgt.	Hometown/High School
3	Josh Brown	G	Sr.	6-1	160	Upper Marlboro, Md./Largo
11	Dre Conner	G	Fr.	6-0	155	Lauderdale Lakes, Fla./Blanche Ely
4	Braxton Dupree	F	Jr.	6-8	260	Baltimore, Md./Calvert Hall
44	Jamel Flash	F	Fr.	6-11	205	West Hempstead, N.Y./West Hempstead
24	Troy Franklin	G	Jr.	5-11	160	Baltimore, Md./Mt. Carmel
32	Milton Geddes	F	Fr.	6-8	175	Jacksonville, Fla./Andrew Jackson
22	Alex Giergen	F	Fr.	6-7	220	Duesseldorf, Germany/Virginia Episcopal School
12	Erique Gumbs	F	Fr.	6-9	230	Newark, Del./Caravel Academy
20	Brian Morris	G	Gr.	6-5	171	Camp Hill, Pa./Trinity
25	Robert Nwankwo	F	Sr.	6-8	220	Upper Marlboro, Md./Parkdale
15	Cephas Oglesby	G	Jr.	6-3	175	Fayetteville, N.C./Cape Fear
1	Isaiah Philmore	F	So.	6-7	230	Fallston, Md./John Carroll School
5	RaShawn Polk	G	Jr.	6-2	200	Greensboro, N.C./Dudley
30	Danny Quinn	F	Sr.	6-6	230	Annapolis, Md./Spalding

### Numerically

No.	Player	Pos.	Cl.	Hgt.	Wgt.	Hometown/High School
1	Isaiah Philmore	F	So.	6-7	230	Fallston, Md./John Carroll School
3	Josh Brown	G	Sr.	6-1	160	Upper Marlboro, Md./Largo
4	Braxton Dupree	F	Jr.	6-8	260	Baltimore, Md./Calvert Hall
5	RaShawn Polk	G	Jr.	6-2	200	Greensboro, N.C./Dudley
11	Dre Conner	G	Fr.	6-0	155	Lauderdale Lakes, Fla./Blanche Ely
12	Erique Gumbs	F	Fr.	6-9	230	Newark, Del./Caravel Academy
15	Cephas Oglesby	G	Jr.	6-3	175	Fayetteville, N.C./Cape Fear
20	Brian Morris	G	Gr.	6-5	171	Camp Hill, Pa./Trinity
22	Alex Giergen	F	Fr.	6-7	220	Duesseldorf, Germany/Virginia Episcopal School
24	Troy Franklin	G	Jr.	5-11	160	Baltimore, Md./Mt. Carmel
25	Robert Nwankwo	F	Sr.	6-8	220	Upper Marlboro, Md./Parkdale
30	Danny Quinn	F	Sr.	6-6	230	Annapolis, Md./Spalding
32	Milton Geddes	F	Fr.	6-8	175	Jacksonville, Fla./Andrew Jackson
44	Jamel Flash	F	Fr.	6-11	205	West Hempstead, N.Y./West Hempstead

**Head Coach:** Pat Kennedy - 7th Year at Towson, 31st Year Overall

**Associate Head Coach:** Jim Meil

**Assistant Coaches:** Rashon Burno, Phil Cohen

### BREAKING DOWN THE TIGER ROSTER

By State	By Class	By Position
Maryland 6	Graduate Student 1	Guards 6
Florida 2	Seniors 3	Forwards 8
Delaware 1	Juniors 4	
New York 1	Sophomores 1	
North Carolina 2	Freshmen 5	
Pennsylvania 1		
Germany 1		



Senior  
Robert Nwankwo

### PRONOUNCIATIONS

Josh Brown	Josh Brown
Dre Conner	Dray Conner
Braxton Dupree	Braxton Due-ree
Jamel Flash	Jah-mell Flash
Troy Franklin	Troy Franklin
Milton Geddes	Milton Ged-dis
Alex Giergen	Alex Gear-gen
Erique Gumbs	Eric Gums
Brian Morris	Brian Morris
Robert Nwankwo	Robert Nah-won-coe
Cephas Oglesby	Cee-fuss Oh-gulls-bee
Isaiah Philmore	Eye-zay-ya Filmore
RaShawn Polk	Ray-sean Polk
Danny Quinn	Danny Quinn
Pat Kennedy	Pat Kennedy
Jim Meil	Jim Meal
Rashon Burno	Ray-sean Burn-oh
Phil Cohen	Phil Coe-en

# COACHING STAFF





# COACHING STAFF



# Pat Kennedy

King's College (Pa.), '75  
31st Season Overall, 7th at Towson

Pat Kennedy begins his fourth decade as a Division I head basketball coach. In his seventh year at Towson, he has never served as a head coach at any level other than college basketball's highest.

Each of Pat's prior coaching assignments at Iona, Florida State, DePaul and Montana presented him with unique challenges. Eight of his teams earned spots in the NCAA Tournament. Five of them made appearances in the National Invitation Tournaments.

When Pat arrived at Towson for the 2004-05 year he assumed command of a program that was sitting on the bottom of the CAA. He is continuing the building process that is raising the Tigers to a competitive level and eventually will have Towson contesting for league championships. Only one other team has a longer active streak (4) of opening game wins in the CAA Tournament than the Tigers.

It hasn't been the sprint Tiger basketball fans hoped for when Pat was first hired. The CAA is a very competitive league. Six of its teams were involved in post-season play last year.

Other Baltimore metropolitan schools have punched a ticket to the Big Dance in recent years. But they don't compete in the CAA.

Towson slugs its way through the toughest league of any Division I school in town. The CAA's Ratings Percentage Index is

12<sup>th</sup>, ahead of the MEAC (Morgan State and Coppin State) at 30<sup>th</sup>, America East (UMBC) at 24<sup>th</sup>, Northeast (Mt. St. Mary's) at 29<sup>th</sup>, the MAAC (Loyola) at 14<sup>th</sup> and the Patriot (Navy) at 28<sup>th</sup>. Towson's former league, the Big South, is 27<sup>th</sup>.

Pat's first season at Towson was a bust in terms of the record - a career low 6 wins (one was a forfeit) against a career high 24 losses. Despite the dismal results, however, Pat and his staff scored big off the court.

Those behind-the-scene efforts paid huge dividends in year two. The Tigers rose from the ashes of the CAA's last place to finish seventh in a league that expanded to 12 schools and sent four of its teams (two to the NCAA, two to the NIT) into post-season play. Towson was the most improved team in the CAA for the 2005-06 regular season with a plus seven.

In year three Pat directed the Tigers to 15 victories, the most in a single season for them in 11 years. The Tigers were 9-5 in the Towson Center, their best home record in seven years.

The following year Towson advanced to the CAA quarterfinals for a second straight year. Towson was the best in the league in turnover margin (+2.03) and in assist-to-turnover ratio (1.21). The Tigers finished 12<sup>th</sup> nationally in turnovers per game.



## Winningest Active NCAA Division I Coaches

(Prior to start of 2010-11 Season)	Wins	Years
1. Mike Krzyzewski, Duke	868	35
2. Jim Calhoun, Connecticut	823	38
3. Jim Boeheim, Syracuse	829	34
4. Bob Huggins, West Virginia	670	28
5. Gary Williams, Maryland	649	32
6. Tom Penders, Houston	648	36
7. Homer Drew, Valparaiso	617	33
8. Roy Williams, North Carolina	614	22
9. Bo Ryan, Wisconsin	600	26
10. Mike Montgomery, California	593	28
11. Cliff Ellis, Coastal Carolina	586	32
12. Ricky Byrd, Belmont	580	29
13. Larry Hunter, Western Carolina	581	30
14. Pat Douglass, California Irvine	573	29
15. Rick Pitino, Louisville	572	24
16. Ben Braun, Rice	570	33
17. Bobby Cremins, College of Charleston	541	29
18. John Beilein, Michigan	522	28
19. Stew Morrill, Utah State	512	24
20. Rick Barnes, Texas	496	23
21. Dave Bike, Sacred Heart	494	32
<b>22. Pat Kennedy, Towson</b>	<b>484</b>	<b>30</b>
23. John Calipari, Kentucky	480	18
24. Rick Majerus, St. Louis	479	23
25. Don Maestri, Troy	472	28

*Note: A number of the above coaches' totals include victories while at Division II and Division III schools. All of Kennedy's wins are as a Division I head coach.*

Pat has been a Division I head coach practically his entire career. After three years as an assistant at Iona, he was hired to replace his mentor, the legendary Jim Valvano, as the Gaels head coach. Pat has never been anything but a Division I head coach since. He remains one of only five active college coaches to serve at least 30 consecutive years as a Division I head coach.

Pat stands 22nd among all active Division I coaches with his 484 career victories. Those wins place him at the top of the CAA coaches' list.

There isn't a level of Division I college basketball he hasn't coached on, from the MAAC while at Iona, to the Metro Conference and Atlantic Coast Conference at Florida State, through Conference USA at DePaul to the Big Sky at Montana.

Pat's previous 30 years have been more kind to him than not, leaving him with much success and little disappointment to overcome.

His Florida State Seminoles advanced to the 1993 NCAA Elite Eight and the 1987 NIT championship game. Eleven of his former players went on to the NBA, including Sam Cassell, a local Baltimore product from the storied Dunbar High School program. Countless others have enjoyed successful careers overseas. A number of his former assistants are now head coaches themselves.

The 2004-05 season was Pat's first at Towson. And, it was his most dismal ever. The Tigers struggled to a 6-24 record, their second worst in 25 seasons as a Division I school.

Because he wasn't hired until the spring, Pat was able to bring in just two recruits, a junior college transfer point guard that started 23 of 28 games, and a freshman wing who averaged just 5.9 minutes in 22 games. Three of the returning veterans, with a combined 94 career starts, were sidelined with knee injuries. One of those vets was a 6-10 center who was a member of the CAA's All-Defensive Team for leading the league in blocked shots the year before. That trio played a total of 205 minutes for the entire 2004-05 season.

Midway in the season a fourth player who was starting on the wing went down with a knee injury, missing eight games and forcing Kennedy to play a walk-on in his stead. The Tigers never recovered from that final blow, losing the last 13 games of the season.

Pat was introduced to coaching by Ed Donohue while he was still an undergraduate at King's College of Pa. on a basketball scholarship. After two years on the Monarchs' squad, Donohue coaxed Pat out of his uniform to coach King's junior varsity, which he did to a 17-4 record. In his senior year Kennedy was elevated to the top assistant on the varsity. From that point on Pat knew what he wanted to do in his life - coach college basketball.

After graduating from King's in 1975, Kennedy took a similar position at Lehigh for two years. Then the Keyport, N.J. native joined the late Jim Valvano's staff at Iona College in New Rochelle, N.Y. He served two years as Valvano's assistant. After the 1979-80 season Valvano moved on to North Carolina State. Kennedy moved up and became the Gaels' head coach at the age of 28.

In six seasons at Iona, Pat led the Gaels to a 124-60 record, two trips to the NCAA Tournament and two NIT appearances. His very first career victory, an upset over South Carolina, was an indication of what was ahead.

Iona posted a 15-14 record in Kennedy's first year. The next four were all 20 plus win seasons and included two NIT appearances plus two trips to the NCAA tournament. He became just the fourth coach in NCAA Division I history to win 100 games in his first five seasons as a head coach.

One of his finest teams was the 1983-84 squad that ran up a 23-8 record. That performance put him into the NCAA Tournament for the first time as a head coach. It also earned him his first recognition; the New York Metro Area Coach of the Year. The following year his Gaels were 26-5 and made another trip to the NCAA Tournament.

Kennedy was a Heineken Award recipient, an honor symbolic of excellence in college coaching. He followed Valvano, St. John's Lou Carneseca and North Carolina's Dean Smith as an honoree of the prestigious award.

Over 95 percent of his recruits at Iona graduated. USAToday cited Kennedy's program at Iona as having one of the most outstanding graduation rates in college athletics.

While at Iona, Pat developed a penchant for administration, serving five years in the dual role of head basketball coach and associate athletics director. He was also president of the MAAC Coaches' Association and a member of the NCAA Tournament Selection Committee for the Eastern Region.

Kennedy resigned his position at Iona following the 1985-86 season to accept the head coach's job at Florida State. Prior to his arrival, the Seminoles had made only four trips to the NCAA tournament in the previous 39 seasons. During Kennedy's 11 years at the Tallahassee school, FSU appeared in the NCAA tournament

# COACHING STAFF



## Coach Kennedy vs. All Opponents


Opponent	W	L	Opponent	W	L	Opponent	W	L	Opponent	W	L
Alabama	1	0	Georgetown	1	2	Murray State	0	1	SC Spartanburg	1	0
Alabama Birmingham	2	3	Georgia State	6	5	Navy	1	2	SE Missouri State	2	0
Alabama State	5	0	Georgia Tech	8	5	Nebraska	0	1	South Florida	10	5
Alaska-Anchorage	2	1	Gonzaga	1	2	Nevada Las Vegas	0	4	Southern	1	0
Alcorn State	1	0	Great Falls	1	0	New Jersey Institute	1	0	Southern California	1	0
American	1	2	Hampton	2	0	New Mexico	0	1	Southern Illinois	0	1
Arizona	0	1	Hardin Simmons	1	0	New Orleans	4	2	Southern Mississippi	10	4
Arizona State	1	0	Hartford	1	0	Niagara	3	1	Southern Utah	1	0
Arkansas	1	1	High Point	1	0	Nicholls State	1	0	Southwest Louisiana	1	0
Arkansas Little Rock	1	0	Hofstra	4	11	Norfolk State	1	1	Stanford	1	0
Army	13	2	Holy Cross	6	4	NC Chapel Hill	4	12	Stetson	5	0
Assumption	1	0	Houston	3	1	NC Asheville	1	0	Syracuse	1	7
Auburn	1	3	Howard	2	0	NC Central	1	0	Temple	3	3
Bethune-Cookman	1	0	Idaho	1	0	NC Charlotte	6	8	Tennessee	2	2
Boston University	3	1	Idaho State	5	1	NC Greensboro	2	0	Tenn.-Chattanooga	1	0
Bowling Green	0	2	Illinois	0	1	NC State	9	8	Tennessee State	1	1
Brown	1	0	Illinois-Chicago	1	0	NC Wilmington	5	6	Texas	0	1
Bucknell	2	2	Indiana	0	3	Northeastern	4	5	Texas Christian	0	1
Buffalo	0	1	Iowa	0	1	Northern Arizona	0	4	Texas-Pan American	1	0
Butler	1	0	Iowa State	1	0	Northern Illinois	2	0	Texas Southern	1	0
California	1	1	Jackson State	0	1	Northern Iowa	0	1	Tulane	9	4
Cal State Northridge	0	1	Jacksonville	8	1	Northwestern	1	1	UCLA	0	3
Canisius	0	1	James Madison	8	5	Notre Dame	0	1	UMBC	5	1
CCNY	1	0	Kansas	0	5	Ohio	0	1	Utica	1	0
Central Connecticut	1	0	Kansas State	0	1	Ohio State	1	1	Valdosta State	1	0
Central Florida	5	0	Kentucky	0	1	Oklahoma	0	2	Vanderbilt	0	2
Chaminade	1	0	Lafayette	2	2	Old Dominion	0	10	Vermont	1	1
Charleston	1	1	La Salle	5	4	Pace	2	0	Villanova	0	2
Chicago State	4	0	Lehigh	2	0	Penn	0	1	Virginia	4	9
Cincinnati	8	14	Lewis	1	0	Penn State	2	1	VCU	1	9
Clemson	9	4	Long Island	2	1	Pepperdine	0	1	Virginia Tech	8	3
Connecticut	3	2	Louisiana Tech	1	1	Pittsburgh	0	1	VMI	1	1
Dartmouth	0	1	Louisville	4	21	Portland State	2	2	Wagner	3	0
Dayton	0	5	Loyola (Ill.)	0	1	Purdue	0	1	Wake Forest	6	7
Delaware	10	4	Loyola (Md.)	3	1	Radford	1	0	Washington State	1	2
Denver	1	1	Loyola Marymount	1	1	Rhode Island	2	0	Weber State	1	3
DePaul	1	1	Maine	2	0	Rice	1	0	Western Carolina	1	0
Detroit	2	0	Manhattan	10	1	Rider	1	0	Western Kentucky	1	1
Detroit Mercy	1	0	Marist	3	1	Robert Morris	2	0	West Virginia	1	0
Drexel	3	10	Marquette	2	12	Rutgers	0	1	Wichita State	0	2
Duke	2	12	Maryland	5	9	Sacramento State	3	2	William & Mary	5	4
Duquesne	2	2	Maryland Eastern Shore	1	0	Sacred Heart	1	0	Winston-Salem	1	0
East Carolina	2	0	Massachusetts	1	1	St. Bonaventure	1	3	Wisconsin Green Bay	1	0
Eastern Washington	1	3	Memphis State	8	11	St. Francis (N.Y.)	2	0	Wisconsin-Milwaukee	0	1
Elon	1	0	Mercer	1	0	St. Francis (Pa.)	1	0	Xavier	0	1
Evansville	1	0	Miami	2	2	St. John's	1	1	Youngstown State	1	0
Fairfield	12	2	Miami (Ohio)	1	0	St. Joseph's	1	2	<b>Record</b>	<b>484</b>	<b>428</b>
Fairleigh-Dickinson	0	1	Michigan	0	1	St. Leo's	2	0			
Florida	8	8	Michigan State	1	1	St. Louis	5	6			
Florida Atlantic	2	0	Middle Tennessee	0	1	St. Mary's (Calif.)	1	0			
Florida A&M	1	0	Missouri	1	2	St. Peter's	9	5			
Florida International	6	0	Monmouth	4	0	Samford	3	0			
Florida Southern	1	0	Montana	1	0	San Francisco	0	1			
Florida State	1	1	Montana State	2	2	Seton Hall	1	0			
Fordham	14	3	Montana Tech	2	0	Siena	2	1			
George Mason	0	10	Morgan State	5	3	South Alabama	2	0			
George Washington	2	3	Mt. St. Mary's	1	0	South Carolina	10	5			



## TENURE

Pat Kennedy is one of only five active college basketball coaches who has served at least 30 consecutive seasons as a Division I head coach. Connecticut's Jim Calhoun leads the way with 38 straight years at a Division I helm. Pat, who is in his 31st consecutive year (Iona 1980-86, Florida State 1986-97, DePaul 1997-02, Montana 2002-04, Towson 2004-present) is fifth. In addition to that list, Pat is 12th among active Division I coaches in most seasons as a head coach (30) and 10th among that group for most games coached (912).

- |                                |                |
|--------------------------------|----------------|
| 1. Jim Calhoun (Connecticut)   | 38 Yrs.        |
| 2. Mike Krzyzewski (Duke)      | 35 Yrs.        |
| 3. Jim Boeheim (Syracuse)      | 34 Yrs.        |
| 4. Gary Williams (Maryland)    | 32 Yrs.        |
| <b>5. Pat Kennedy (Towson)</b> | <b>30 Yrs.</b> |



Coach Kennedy and the late Jim Valvano, his predecessor at Iona

five times, reaching the Sweet Sixteen in 1992 and the Elite Eight in 1993.

The NIT figured into FSU's post-season history as well while Pat was at the helm. In his first season Florida State advanced to the NIT second round. In his last season the Seminoles were 20-12. They reached the NIT finals where they eventually bowed to Michigan.

Up until Kennedy's arrival at Florida State, the Seminoles had never won a conference championship - regular season or postseason. In 1990-91, FSU's last year in the Metro Conference, the Seminoles cleared that hurdle by winning the school's first post-season tournament with a stunning comeback victory against Louisville.

During his tenure at FSU, Pat engineered the Seminoles' transition from the Metro Conference to the Atlantic Coast Conference. In 1992 the Seminoles made their ACC debut, finishing with an impressive 22-10 record that included an 11-5 league mark, good enough for a second place finish behind eventual national champion Duke. FSU went to the NCAA tournament where it beat Montana and Georgetown before suffering a Sweet Sixteen loss to Indiana.

The following year, Kennedy's seventh with the Seminoles, Florida State won a school record 25 games. The 11th-ranked Seminoles (they had been ranked as high as 6th) beat Evansville, Tulane and Western Kentucky to advance to the NCAA regional championship where the best season in Florida State history ended with a loss to Kentucky.

After achieving a 202-131 record at Florida State, Pat left the Tallahassee campus to accept the task of rebuilding the basketball program at DePaul in Chicago. The year before he arrived (1996-97) the Blue Demons were 3-23.

The 1997-98 season was dismal. The Blue Demons were 7-23. But they opened the campaign with a victory that stopped a 13-game DePaul losing streak. They also beat Memphis and UAB, which were the first and second place finishers in Conference USA's National Division. Both were road wins.

The following year Kennedy rallied DePaul to the biggest one-season turnaround in its history. It finished with an 18-13 record and participated in the NIT, downing Northwestern before bowing

to California in a one-point loss.

The turnaround continued in 1999-2000 when the Blue Demons posted a 21-12 record. They returned to the NCAA tournament for the first time in eight years where they were beaten in overtime by Kansas.

Over a two year period Pat was faced with a situation he had never experienced - players leaving early for the NBA. Five of his Blue Demons opted to end their college careers for the professional ranks, including first round picks Quentin Richardson and Steven Hunter. Additionally, high school star Eddy Curry, who had made a verbal commitment to DePaul, opted to enter the draft and was selected fourth overall.

In his final season at the Chicago school, he suspended three of his team's top four scorers for academic reasons. They were eligible by DePaul and NCAA standards, but not by Kennedy's.

After the 2001-02 season, Kennedy resigned from DePaul with a 67-85 record and moved to the Big Sky country, accepting the head coach's job at Montana.

Kennedy coached the Grizzlies to a two-year record of 23-35. He picked up his 400th career victory when Montana downed Portland State 61-49 on January 11, 2003. Montana finished third in the Big Sky Conference in 2004-05 but won the league's tournament title to earn its sixth appearance in the NCAA Tournament. That Montana team carried Kennedy's brand. Four of the five starters for the Grizzlies were Pat's recruits. The Grizzlies returned to the NCAA Tournament the following year too.

Pat has never restricted his work in college basketball to coaching. For over a decade he served on the National Association of Basketball Coaches board of directors. He served as the NABC's president during the 2004-05 year. He continued his work in the NABC by serving on its committee for recruiting and access.

He was honored by the Metropolitan Intercollegiate Basketball Association with its prestigious 2004 NIT-NABC Coaches Award,

# COACHING STAFF



presented in conjunction with the National Invitation Tournament.

Kennedy served as president of the men's basketball committees while coaching in the Atlantic Coast Conference, Conference USA and the Metro Atlantic Athletic Conference.

A passion of Pat's continues to be his work with the Special Olympics. When he met his wife 32 years ago, Jeannie was the assistant executive director for the State of New York Special Olympics. They have maintained their affiliation with the organization and have served as hosts for Summer Games at every school Pat has coached. He has been recognized by the Special Olympics as its Volunteer Man of the Year. Additionally, Pat served as honorary chairman of the March of Dimes in northern Florida during his tenure with the Seminoles.

Joseph Patrick Kennedy is the son of an immigrant father, Joseph William Kennedy who came to this country from Tralee, Ireland. Pat has never forgotten those roots. He was one of several coaches who raised money for former NBA commissioner Walter

## Kennedy Players in the NBA

### IONA COLLEGE

Steve Burt  
1984-85 Golden State  
1987-88 LA Clippers  
1991-92 Phoenix  
1992-93 Washington  
Gary Springer  
1984 Draft Pick by Philadelphia 76ers

### FLORIDA STATE

Randy Allen  
Sam Cassell  
1988-90 Sacramento  
1993-96 Houston  
1996-97 Dallas/New Jersey/Phoenix  
1997-98 New Jersey  
1998-99 New Jersey/Milwaukee  
1999-03 Milwaukee  
2003-05 Minnesota  
2005-08 LA /Boston

James Collins  
Tony Dawson  
1997-98 LA Clippers  
1990-91 Sacramento  
1994-95 Boston

Doug Edwards  
1993-95 Atlanta  
1995-96 Vancouver

George McCloud  
1989-93 Indiana  
1994-96 Dallas  
1996-97 LA Lakers/Dallas  
1997-99 Phoenix  
1992-02 Denver

Bob Sura  
1995-00 Cleveland  
2000-03 Golden State  
2003-04 Detroit/Atlanta  
2004-05 Houston  
Irv Thomas  
Charlie Ward  
1990-91 LA Lakers  
1994-03 New York  
2003-04 New York/San Antonio  
2004-05 Houston

### DePAUL

Andre Brown  
2006-07 Seattle  
2007-08 Memphis  
2008-09 Charlotte  
Steve Hunter  
2001-04 Orlando  
2004-05 Phoenix  
2005-07 Philadelphia  
2007-08 Denver

Paul McPherson  
2000-01 Phoenix/Golden State

Quentin Richardson  
2000-04 LA Clippers  
2004-05 Phoenix

Bobby Simmons  
2005-08 New York  
2001-03 Washington  
2003-05 LA Clippers  
2005-08 Milwaukee  
2008-09 New Jersey

### TOWSON

Gary Neal  
2010-11 San Antonio

## Career Records For CAA Coaches

Coach/School	All Yrs/CAA Yrs	Career Record
1. Pat Kennedy/Towson	30/6	484-428
2. Jim Larranaga/George Mason	26/13	443-327#
3. Tony Shaver/William & Mary	24/7	445-245*
4. Blaine Taylor/Old Dominion	16/9	329-169
5. Bruiser Flint/Drexel	14/9	235-196
6. Buzz Peterson/UNC Wilmington	12/0	225-147
7. Rod Barnes/Georgia State	11/4	174-170
8. Matt Brady/James Madison	6/21	107-85
9. Bill Coen/Northeastern	4/4	66-62
10. Monte Ross/Delaware	4/4	39-86
11. Shaka Smart/Virgina Commonwealth	1/1	27-9
12. Mo Cassara/Hofstra	2/0	22-30%

\*Includes a 358-121 record at Division III Hampden-Sydney

# Includes a 28-25 record at Division II American International College

% Includes a 22-30 record at Division III Clark (Mass.) University

Kennedy to build the first basketball arena in Dublin, Ireland. Pat has conducted several tours of basketball clinics and has lectured throughout Ireland during his coaching career. He was also one of the owners of the Burger Land Team of Cork, one of Ireland's first professional teams.


After attending Red Bank (N.J.) Catholic High School, home of the Fighting Caseys, he completed his undergraduate education at King's College in Wilkes-Barre, Pa., a sister school to the University of Notre Dame.

Pat and Jeannie are the parents of a son, Joey, who is a graduate of Northwestern where he played guard for the Wildcats and was a team captain in his senior year, and two daughters, Kimberly and Kathryn, who is a freshman at Towson and a member of the Tigers' track team.







Steve Hunter



Bobby Simmons



Quentin Richardson



Gary Neal



Sam Cassell

# COACHING STAFF



## Jim Meil

Associate Head Coach  
Lehigh '82 · 20th Season

A long time assistant in the Tigers' basketball program, Jim Meil was promoted to associate head coach by Pat Kennedy prior to the start of the 2009-10 season.

"Jim Meil is one of the overall finest assistants that has ever served on one of my staffs," said Kennedy in making the announcement. "Upon his return to Towson he has established himself worthy of this title."

A Baltimore native and graduate of The McDonogh School, Jim is in his second stint on Towson's staff. He was originally hired by Vince Angotti in 1982. He remained at Towson for 15 years, serving under Terry Truax from 1983 to 1997.

From 1988 to 1994 Towson posted six straight winning seasons with a record of 112-65 (.633) that included three consecutive East Coast Conference titles, a school record 22-game home win streak and the Tigers' only two trips to the NCAA Division I Tournament.

The success coincided with the appearance of local Baltimore products Kurk Lee, Devin Boyd, Kelly Williamson, Kennell Jones and Terrance Jacobs, among many others, whom Jim was instrumental in recruiting.

Boyd ended his career as Towson's all-time leading scorer with 2,000 points. Lee went on to play in the NBA with the New Jersey Nets before enjoying a lengthy professional career in Finland. Jones was named the league's 1990 Scholar-Athlete of the Year for men's basketball.

Boyd, Lee and Jacobs, another European leaguer, each won the ECC Player of the Year award during their careers. Boyd and Lee are Towson's only Division I players to receive All-American honors.

Jim's ability to recruit locally continues to benefit the Tigers as evidenced by the presence of former All-Metro players Troy Franklin and Isaiah Philmore.

In 1997 Jim joined Leonard Hamilton's Hurricanes' staff as an administrative assistant while completing a Master's degree in sports administration at Miami. The Hurricanes earned berths to the NCAA Tournament both years he was associated with the program.

In 1999 he moved on to Wagner where he served on the staff for seven years, four as an assistant coach and the last three years as associate head coach under Mike Deane. The Seahawks won three straight Northeast Conference scoring titles along with three straight winning seasons, a 2002 NIT berth and the school's first-ever NCAA Tournament appearance in 2003.

Jim is a 1982 graduate of Lehigh where he earned a degree in marketing. He actually got his start in coaching as an undergraduate. After his freshman year, Jim became a student assistant under Brian Hill, who went on to become the head coach of the NBA's Orlando Magic. As a senior, Jim was named head jayvee coach and directed the Engineers to a 12-6 record.

Jim is in his fifth season on Coach Kennedy's Towson staff.



## Rashon Burno

Assistant Coach  
DePaul '02 · 1st Season

A standout point guard while at DePaul University a decade ago, Rashon Burno was reunited with his former college coach when he joined Pat Kennedy's staff at Towson.

"It's always fabulous whenever you can hire a former player," Kennedy

said. "In this case, because it is Rashon, it's even more special. He is one of the hardest workers and best coaches on the floor I have ever coached in 30 years.

A four-year letter winner for Kennedy at DePaul from 1998 to 2002, Rashon finished his career ranked third in the program's history with 201 steals. The only three-time team captain ever at DePaul, he led the Blue Demons in steals as a sophomore, junior and senior.

As a sophomore, he helped the Blue Demons reach the National Invitation Tournament with an 18-13 record, scoring 6.7 points per game. Rashon led the team with 80 steals and 148 assists, which rank third and 14th in school history, respectively.


During his junior season, Rashon averaged 6.7 points along with a team-high 40 steals as DePaul earned a berth in the NCAA Tournament with a 21-12 record. He was also named to the Conference USA All-Tournament Team.

In his final year at DePaul, Rashon averaged 4.2 points and paced the Blue Demons with 41 steals.

After his college career, Rashon entered the business sector as an investment banker at Wachovia Securities. For the three years prior to joining the Tigers' staff he was the boys' basketball head coach at Marmion Academy where he taught economics and physical education. Under his direction the Cadets posted a 42-38 record including a 17-10 mark in 2009-10.

A native of Jersey City, N.J., Rashon played his scholastic basketball at St. Anthony's High School for Hall of Fame coach Bob Hurley, winning national championships in his junior and senior seasons. He earned MVP honors at the NJSIAA Tournament of Champions for collecting 10 steals in the title game for the event record that still stands.

Rashon and his wife, Ellen, are the parents of twin sons, Shon and Micah.



Rashon Burno



# COACHING STAFF



## Phil Cohen

Assistant Coach  
Maryland, '02 · 2nd Season

A former associate head coach at Polk State College, Phil Cohen is in his second year on the Tiger's coaching staff.

"Phil started his coaching career in the greater Maryland area and developed great relationships with many key basketball people," Tigers' head coach Pat Kennedy said. "He furthered his career as one of the top assistants in the highly competitive Florida Junior College conference."

A native of Columbia, Md. who attended Hammond High School, Phil is a 2002 graduate of the University of Maryland where he majored in Government and Politics. As an undergraduate he interned

at Washington Sports & Entertainment, working specifically with the NBA Wizards organization in marketing and gameday operations.

While a senior at Maryland Phil launched his coaching career at Northwest High School in Germantown, Md. as an assistant. The Jaguars posted their best record in program history in 2001-02.

For seven years Phil was a member of the men's basketball staff at what is now Polk State College in Winter Haven, Fla. While on the staff the Vikings won four titles in the very competitive Suncoast Conference. In 2008-09 the Vikings were 25-6, a record that included a perfect 12-0 conference mark, and ranked among the nation's top NJCAA Division I teams.

The Vikings sent a number of players on to NCAA Division I programs at Nebraska, UNLV, Tennessee-Chattanooga, Quinnipiac, New Orleans and Tennessee-Martin during Phil's tenure.

Phil has worked numerous camps over the last several years including Morgan Wootten's, the University of Maryland, Five Star and the Giants of Africa Big Man Camp in Nigeria.

## Support Staff



**Carolyn Hund**  
Administrative Assistant



**Jesse Judy**  
Strength and Conditioning



**Chris Martin**  
Athletics Trainer



**Mark Temmel**  
Game Operations Manager



**Jennifer Judy**  
Travel Coordinator



**Greg Rex**  
Video Coordinator



**Geoff Gordon**  
Academic Advisor



**Dion Harris**  
Equipment Manager



**Lyle Hoffman**  
Manager - 2nd Year



**Patrick Springer**  
Manager - 3rd Year



**Craig Palmisano**  
Manager - 2nd Year



**Kendall Martins**  
Manager - 3rd Year



**Jill O'Hara**  
Manager - 1st Year



**Andrew McGlynn**  
Manager - 1st Year



**Ryan Sowa**  
Manager - 1st Year

# TIGER PROFILES



Sophomore  
Isaiah Philmore





# TIGER PROFILES



## 20 Brian Morris

6-5, Graduate Student • Guard  
Camp Hill, Pa. • Trinity H.S.  
Graduate School

**SENIOR YEAR (2009-10):** Had 11 starts at the point ... ranked 2nd in the CAA in assist-to-turnover ratio (2.1) ... second on the squad with 90

assists ... the Tigers' nominee for the Dean Ehlers Award ... completed his undergraduate work and graduated last spring with a 3.492 grade point average while studying Mass Communication ... registered a season high 9 points in the Delaware win ... Brian enters the 2010-11 season just 7 assists away from 7th place on Towson's all-time career list ... only the 8th player at Towson to dish out 300 assists in his career ... suffered an ankle injury just 3 minutes into the game at St. Joseph's and was on the sidelines for 4 games while nursing it ... he finally returned to the lineup for the game at Drexel ... honored for the second year in a row as a CAA first team All-Academic selection.

**JUNIOR YEAR (2008-09):** Brian started 22 games at point guard ... he tied with backcourt mate Troy Franklin for most games played with 34 ... the two guards were the only players on the squad to appear in all 34 games during the 2008-09 season ... tallied his season high early, netting 15 points at Niagara in the second game of the season ... dished out a career high 9 assists against Hampton ... later in the year he handed out 9 assists against Georgia State as well ... ranked 8th in the CAA in assists with a 3.9 average ... 2nd in the CAA in assist-to-turnover ratio with a 2.1 ... averaged a league low 1.8 turnovers per game ... led all Towson guards with 102 rebounds ... averaged 5.6 points and 30.7 minutes per game as a starter and 4.2 points and 23.2 minutes when he came off the bench.

**SOPHOMORE YEAR (2007-08):** Brian transferred from Richmond and sat out the 2007-08 season per the NCAA transfer rule.

**FRESHMAN YEAR (2006-07) AT RICHMOND:** Led Richmond in minutes played (930/31.0), assists (85), steals (30) and three point baskets (44), making 23 starts as a freshman for the 8-22 Spiders ... those 23 starts were second most for a Spiders' player ... averaged 8.1 points per game to finish fourth on Richmond's scoring list ... dished out a team high 85 assists and ranked 11th in the Atlantic 10

in that category ... scored in double figures in 6 of his last 9 games ... scored a career high 17 points against Virginia Tech ... had an impressive collegiate debut when he scored 11 points, grabbed 10 rebounds and handed out 8 assists in 42 minutes of play, just missing a triple-double, in Richmond's 71-67 win over East Carolina ... hit a 3-pointer with 32 seconds left to give UR a 69-66 win over Duquesne ... led the Spiders in scoring six times and in rebounding twice ... freshman teammate, David Brewster, also transferred to Towson.

**AT TRINITY H.S.:** Brian was a three-year starter for Trinity, scoring 1,600 career points ... in his senior year he scored 742 points finishing as the third leading scorer in the state of Pennsylvania for the 2005-06 season ... he was a two-time first-team Pennsylvania State AA and All-District 3AA selection ... helped the Shamrocks to the 2003 state championship with a 33-0 record, district titles in 2003 and 2004 and Mid-Penn Keystone Division crowns in 2003, 2004 and 2006 ... the Shamrocks were 107-18 with Brian on the squad ... he was the Player of the Year in the Keystone conference in 2006.

**BACKGROUND/PERSONAL:** Surname is Brian Francis Morris ... the youngest of four brothers with college basketball ties ... Shaun, who played his college ball at Lycoming where he was the all-time assist leader, was on Pat Kennedy's Towson staff for three years, serving as an assistant coach ... John closed out a four-year career at Old Dominion in 2006-07 ... Kevin ended his college career at Lycoming in 2007-08 with 1,282 points and was named MASCAC Scholar-Athlete of the Year ... all attended Trinity and each was a 1,000-point career scorer for the Shamrocks ... their dad, John Morris, played three years at nearby Loyola College in the mid-seventies ... their mother is a Loyola grad too ... the person Brian admires the most is his dad ... has volunteered his time with Head Start, a program in which his mother is a supervisor ... most memorable experience to date is winning the Pennsylvania AA state championship ... hopes to attend Law School after graduation ... son of John and Susan Morris ... born December 13, 1987 in Camp Hill, Pa.

### BRIAN'S CAREER HIGHS:

- Points: 17 ..... @ Virginia Tech 2007
- Rebounds: 10 ..... vs. East Carolina 2006
- Assists: 9 ..... Many Times
- Steals: 4 ..... @ ODU 2009
- Blocks: 1 ..... Many Times
- Turnovers: 7 ..... @ Niagara 2008
- Minutes: 42 ..... vs. East Carolina 2006





**BRIAN'S CAREER STATISTICS** (Played 2006-07 at Richmond)

Season	GP	GS	Min	Avg	FG	FGA	Pct	3FG	FGA	Pct	FT	FTA	Pct	Off	Def	Tot	Avg	PF	FO	A	TO	Blk	Stl	Pts	Avg
2006-07	30	23	930	31.0	79	209	.378	44	130	.338	41	63	.651	23	50	73	2.4	67	1	85	53	1	30	243	8.1
2008-09	34	22	954	28.1	55	154	.357	25	78	.321	39	64	.609	18	84	102	3.0	55	1	131	62	4	29	174	5.1
2009-10	27	13	462	17.1	20	70	.286	7	24	.292	17	31	.548	5	42	47	1.7	34	0	90	42	3	12	64	2.4
<b>Career</b>	<b>91</b>	<b>58</b>	<b>2346</b>	<b>25.8</b>	<b>154</b>	<b>433</b>	<b>.356</b>	<b>76</b>	<b>232</b>	<b>.328</b>	<b>97</b>	<b>158</b>	<b>.614</b>	<b>46</b>	<b>176</b>	<b>222</b>	<b>2.4</b>	<b>156</b>	<b>2</b>	<b>306</b>	<b>157</b>	<b>8</b>	<b>71</b>	<b>481</b>	<b>5.3</b>



# TIGER PROFILES



## 25 Robert Nwankwo

6-8 Senior • Forward  
Hyattsville, Md. • Parkdale H.S.  
Psychology Major

**JUNIOR YEAR (2009-10):** A former walk-on, Robert played his first season as a scholarship player in 2009-10, earning a starting job ... finished the regular season as a CAA triple crown winner, leading league in rebounding (9.2), field goal percentage (.565) and blocked shots (3.2) ... named to the CAA's All-Defensive team ... returns for his senior year ranked 5th among active CAA career rebounding leaders with 483 ... he is 17 rebounds away from 10th on the Tigers' all-time list ... keyed the win over UMBC with career highs in points (17) and rebounds (14) ... Towson's 3rd leading scorer with a 9.9 average ... tied for 2nd with 25 steals ... ranked among the top 10 nationally in blocks and top 50 in rebounding ... currently 3rd on Towson's all-time shot block list with 146 ... tallied a career high 19 points against Morgan ... had 8 double-doubles for the season, third most among CAA players ... registered a career high 7 blocks at Georgia State ... had 5 blocks against the Panthers in the return game for 12 against GSU for the season ... led the Tigers with a team high 18 points on 8-10 shooting at ODU ... scored in double figures 14 times ... had a career high 18 rebounds against Hampton ... led Towson in trips to the free throw line with 126 but made just 44% of his attempts ... did not play against George Mason or VCU while nursing a sore shoulder.

**SOPHOMORE YEAR (2008-09):** A walk-on he started 20 games ... got his first career start in the season opening victory over Navy ... didn't score but grabbed 3 rebounds and blocked a shot ... matched his career high in points (6) and rebounds (8) in the win over Hampton ... reset his career high of 7 points against Villanova when he also had a career high 3 blocks ... posted impressive stats in the win at High Point with career highs for points (8) and rebounds (9) ... second on the team with 49 blocks, ranking 5th in the CAA ... grabbed 8 boards in 11 minutes against George Mason ... had a season high 5 blocks at Northeastern and at ODU ... Towson's top offensive rebounder most of the season ... finished second overall on

### ROBERT'S CAREER HIGHS:

Points: 19 .....@ Morgan State 2009  
Rebounds: 18 .....vs. Hampton 2009  
Assists: 2 .....Many Times  
Steals: 4 .....Twice  
Blocks: 7 .....@ Georgia State 2009  
Turnovers: 3 .....Many Times  
Minutes: 38 .....@ Morgan State 2009

the squad with a 5.4 average ... collected 9 boards in both games against Georgia State ... led Towson on the boards in 8 of the last 13 games ... averaged 6.3 rebounds and 5.2 points in his last 14 games ... had an impressive performance with a career high 13 points, 13 rebounds and 5 blocks at Old Dominion where he recorded his first career double-double ... the only player on the team that did not attempt a three-pointer ... in fact, he has never tried a shot from the beyond the arc ... in the last 14 games he shot .564 from the floor, averaged 5.0 points, 6.2 rebounds, and blocked 23 shots ... did not make the trip to Drexel due to a suspension for violating team standards ... DNP in the home game against W&M due to an illness.

**FRESHMAN YEAR (2007-08):** The only freshman on the active roster ... logged more playing time as the season progressed ... had 42 total minutes (3.3 mpg) in his first 14 games and 181 minutes (12.9 mpg) of PT in his last 14 games ... scored his first college bucket on a put back in the Bucknell game ... made the most of his 4 minutes on the floor at Temple, scoring a career high 6 points, registering all of his points on a 6-6 performance at the free throw line ... his slam at the 14:07 mark accounted for Towson's first points of the game in the Tigers' 71-59 loss to Old Dominion in the Towson Center ... suffered a concussion in practice just before the Auburn game and did not play against those Tigers ... played 19 minutes against Georgia State when he grabbed a season high 6 rebounds which he equaled in the rematch at GSU in 17 minutes on the floor ... topped that later with 8 rebounds at VCU ... did not play in the rematch against William & Mary, ending a string of 13 straight appearances ... played a career high 22 minutes in the home win over Delaware contributing 4 points, 5 rebounds and a career high 3 steals.

**AT PARKDALE H.S.:** Led the Panthers in scoring (15.5 ppg), rebounding (8.1 rpg) and blocks (7.2 bpg) as a senior ... named to the D.C. Metro Showcase All-Tournament team ... also chosen to the Prince George's County All-Star team where he was a starter ... didn't begin playing basketball until his sophomore year, and did so at the urging of his older brother, Daniel ... played the first part of his sophomore year on the jayvee then moved up to the varsity ... ran track at Parkdale, turning a 58.0 in the 400 meter run ... played tennis (doubles) in his senior year for the Panthers.

**BACKGROUND/PERSONAL:** Surname is Robert O. Nwankwo ... has one older brother who is attending Towson also, and two younger sisters ... his dad attended Arkansas Pine Bluff and played football ... his mother is a registered nurse who attended school in Nigeria ... Robert and his brother spent three years living in Nigeria where they played soccer instead of basketball ... Robert speaks conversational French and Igbo, a national language of Nigeria ... he played the drums in high school ... most memorable experience to date was scoring a buzzer beater that downed a previously unbeaten High Point team ... born July 22, 1989 ... son of Daniel and Gloria Nwankwo.





**ROBERT'S CAREER STATISTICS**

Season	GP	GS	Min	Avg	FG	FGA	Pct	3FG	FGA	Pct	FT	FTA	Pct	Off	Def	Tot	Avg	PF	FO	A	TO	Blk	Stl	Pts	Avg
2007-08	28	0	223	8.0	10	34	.294	0	0	.000	15	24	.625	26	42	68	2.4	25	0	3	9	14	8	35	1.3
2008-09	32	20	607	19.0	48	91	.527	0	0	.000	45	86	.523	79	95	174	5.4	85	4	14	30	49	25	141	4.4
2009-10	27	24	812	30.1	106	190	.558	0	0	.000	55	126	.437	91	150	241	8.9	66	2	16	36	83	27	267	9.9
<b>Career</b>	<b>87</b>	<b>44</b>	<b>1642</b>	<b>18.9</b>	<b>164</b>	<b>315</b>	<b>.521</b>	<b>0</b>	<b>0</b>	<b>.000</b>	<b>115</b>	<b>236</b>	<b>.487</b>	<b>196</b>	<b>287</b>	<b>483</b>	<b>5.6</b>	<b>176</b>	<b>6</b>	<b>33</b>	<b>75</b>	<b>146</b>	<b>60</b>	<b>443</b>	<b>5.1</b>



# TIGER PROFILES



## 3 Josh Brown

6-1 Senior • Guard  
Upper Marlboro, Md. • Largo H.S.  
Marketing Major

**JUNIOR YEAR (2009-10):** An impressive walk-on who transferred from Mt. Olive College ... sat out the 2008-09 season per NCAA

transfer rules ... had an impressive first year with the Tigers who took advantage of his quickness ... started 10 games, averaging 28.2 minutes and 7.6 points while shooting .530 from the floor ... had a team high 16 steals during that stretch ... tallied 11 points off the bench at Navy ... was the only player in double figures for the Tigers in the home loss to Northeastern with a season high 14 points, shooting 6 of 9 from the floor ... played a career high 38 minutes against George Mason ... had an impressive showing in the win over James Madison with 10 points and a career high 6 steals ... his free throw with 15 seconds left put Towson on top 79-75 in the Tigers' 81-78 win over the Dukes ... the 6 steals were a single game high for Towson for 2009-10 ... grabbed a career high 8 rebounds in the home loss to UNC Wilmington ... scored a Towson career high 15 points in the win over Georgia State, going 5-7 from the field and 4-4 from foul line ... a good free throw shooter, made 15 of 18 (.833) as a starter, including 9 in a row ... tied for 2nd on the team with 25 steals.

**SOPHOMORE/FRESHMAN YEARS (2006-08) AT MT. OLIVE COLLEGE:** Josh played two years for the Trojans, helping them to a combined 47-15 record that included back-to-back appearances in the NCAA Division II East Regional Tournament ... the Trojans were 24-7 in his sophomore year, winning both the regular season (17-4) and the tournament championships in the Carolinas-Virginia Athletic Conference ... Mt. Olive was ranked as high as 11th nationally ... he averaged 8.8 points per game ... his 40 made three-pointers were second most on the team ... played in 30 games with one start ... in his freshman year Josh saw action in 28 games with 4 starts ... he averaged 5.9 points as the sixth man ... scored a career high 24 points in the 2007 CVAC Tournament 93-86 semifinal victory over Queens University ... he came off the bench to register his career game that included hitting 3 of 4 free throws in the final 30 seconds of overtime and blocking a shot with 16 ticks left to preserve the vic-

### JOSH'S CAREER HIGHS:


- Points: 24 ..... vs. Queens 2008
- Pts.@ TU: 15 ..... vs. Georgia St. 2010
- Rebounds: 8 ..... vs. UNCW 2010
- Assists: 6 ..... vs. GMU 2010
- Steals: 6 ..... vs. James Madison 2010
- Blocks: 2 ..... vs. Pfeiffer 2006
- Turnovers: 5 ..... vs. Northastern 2010
- Minutes: 38 ..... vs. George Mason 2010

tory ... netted a season high 21 points in his sophomore year against Chowan.

**AT LARGO H.S.:** Averaged 15.0 points, 5.0 rebounds and 5.0 assists over his varsity career for the Lions ... career high was 46 points ... gained All-State and second team All Prince George's County recognition ... played for the Suburban All-Stars in the Capital Classic.

**BACKGROUND/PERSONAL:** Surname is Joshua Keith Brown ... the youngest of three children in the family ... his dad is a retired Marine ... a cousin, Nikia Gorham, is a basketball player at North Carolina A&T ... the person he admires most is his dad ... most memorable experience was playing in the Capital Classic ... favorite athlete is LeBron James ... favorite movie is Scarface ... Will Smith and Halle Berry are his favorite actors ... hobbies include video games and watching movies ... son of Jeffrey and Hilda Brown ... born November 2, 1988 in Largo, Md.





**JOSH'S CAREER STATISTICS** (Played 2006-07, 2007-08 at Mt. Olive)

Season	GP	GS	Min	Avg	FG	FGA	Pct	3FG	FGA	Pct	FT	FTA	Pct	Off	Def	Tot	Avg	PF	FO	A	TO	Blk	Stl	Pts	Avg
2006-07	28	4	359	12.8	59	146	.404	17	57	.298	32	45	.711	13	35	48	1.7	33	0	21	19	3	13	167	6.0
2007-08	30	1	500	16.7	92	207	.444	40	110	.364	40	51	.784	8	41	49	1.6	41	0	31	29	6	24	264	8.8
2009-10	29	10	531	18.3	46	116	.397	8	33	.242	30	38	.789	7	40	47	1.6	36	0	35	32	2	26	130	4.5
<b>Career</b>	<b>87</b>	<b>15</b>	<b>1390</b>	<b>16.0</b>	<b>197</b>	<b>469</b>	<b>.420</b>	<b>65</b>	<b>200</b>	<b>.325</b>	<b>102</b>	<b>134</b>	<b>.761</b>	<b>28</b>	<b>116</b>	<b>144</b>	<b>1.7</b>	<b>110</b>	<b>0</b>	<b>87</b>	<b>80</b>	<b>11</b>	<b>63</b>	<b>561</b>	<b>6.4</b>



# TIGER PROFILES



## 24 Troy Franklin

5-11 Junior • Guard.  
Baltimore, Md. • Mt. Carmel H.S.  
Business Management Major

### SOPHOMORE YEAR (2009-10):

Finished the season with a flourish, averaging 13.4 points over the final 8 games, shooting 12 of 24 from beyond the arc and .897 (35-39) from the free throw line ... averaged 8.3 points for the entire season ... led the Tigers in assists (101), steals (32), free throws made (73) and free throw percentage (.802) ... named CAA Co-Player of the Week in the final week of the regular season after averaging 20.5 points, 4.0 rebounds and 5.0 assists in the wins over William & Mary and Delaware ... scored a career high 27 points in the upset win at William & Mary ... that was a single game high for a Towson player in 2009-10 ... his 10-10 showing at the charity stripe was the 2nd best free throw performance in the CAA last year (12-12 took top honors) ... scored a team best 51 points in the final 5 minutes of games and 38 points in the final 2 minutes of games ... came up with a steal at mid-court in the waning seconds to preserve Towson's win over local rival UMBC and canned 2 free throws with 4.2 seconds left in the Tigers' 81-78 win over James Madison ... sealed the 74-69 overtime win against Georgia St. with two free throws in the final 1.5 seconds of the contest ... has registered 10 assists in a single game twice including once in 2009-10 against UMBC ... ranked 8th among CAA free throw shooters with his .802 mark ... in 9 of Towson's 10 wins he was a combined 43 of 46 at the charity stripe ... he made 19 in a row before missing, the second longest streak on the team for 2009-10 ... Did not dress in 4 games while taking a leave of absence from the team for personal reasons.

**FRESHMAN YEAR (2008-09):** A starter most of the season in the backcourt ... his 30 starts were the second most of any player on the squad ... scored his season high early in the season when he netted a team high 19 points at Niagara to go along with 7 rebounds ... came out of a scoring slump at W&M with a team high 18 points after scoring just 24 points in the previous 5 games ... named CAA Rookie of the Week twice ... keyed the win against Hampton with late heroics, scoring 11 of his 18 points in the final six minutes ... honored a second time after averaging 14.0 points, 9.0 assists and 4.5 rebounds in Towson's 1-1 week that included an 82-65 win at UMBC and a 90-79 loss to Hofstra ... in the UMBC victory he was 5-7 from the field including 4-6 from three-point range and 1-2 at the foul line for 15 points ... he had 9 assists and 3 steals as the Tigers snapped a 14-game losing streak on the road and set a school record for three-point makes with 14 ... against the Pride he played a team high 35 minutes, scored 13 points, grabbed 6 rebounds and dished out 9 assists ... finished the season as Towson's 4th leading

scorer with an 8.4 scoring average ... led the team in minutes played (982), assists (142), turnovers (105), steals (59) and fouls (103) ... was disqualified on fouls a team high 6 times ... registered his first career game winner when he banked a short jumper in the lane with 2 seconds left to give Towson a 62-61 win at Delaware ... dished out a career high 10 assists against UNCW ... came alive in the CAA tournament, averaging 12.0 points in the 3 games ... he shot 14 of 17 at the free throw line during the tournament ... closed out the year ranked 13th in the CAA in free throw shooting (.739), 5th in steals (1.7 per game) and 7th in assists (4.2) ... with backcourt mate Brian Morris ranking 8th in the league in assists, Towson was the only school to have more than one player among the conference's top 10 in that category.

**AT OUR LADY OF MOUNT CARMEL H.S.:** Unanimous first team All-Metro selection after averaging 17.9 points, 5.6 assists and 3.6 steals to lead Mt. Carmel to a 25-3 record and a number 7 ranking in the Baltimore area his senior year ... a three-time first team Maryland Interscholastic Athletic Association All-Conference pick ... led the Cougars to a three-year record of 68-20 and three straight trips to the MIAA finals that resulted in two championships ... a three-year varsity starter who became the school's all-time scoring leader with 1,311 points ... rated the highest ranking senior point guard in Maryland and the District of Columbia by High School Basketball Insider Report ... selected as the 2007-08 Baltimore County Player of the Year by the Baltimore Sun ... named Most Valuable Player at the 2008 Charm City Challenge after registering 14 points, 4 assists and 4 steals in only 14 minutes of action ... averaged 14.9 points, 4.0 assists and 2.6 steals as a junior ... in his sophomore year his 14.9 points, 4.4 assists and 2.0 steals per game showed the way for the Cougars' 24-5 MIAA championship squad ... played his freshman year on the Boys' Latin School varsity before transferring to Mt. Carmel.

**BACKGROUND/PERSONAL:** Surname is Troy Chissell Franklin, Jr. ... joined his AAU team, the Baltimore Stars, when he was eight-years-old ... one of his Baltimore Stars' teammates was Louis Birdsong, a forward at George Mason ... enjoys playing video games, especially PlayStation 3 and NBA Live ... the person he most admires is his mother ... most memorable experience was a trip to Las Vegas where he competed in a tournament ... has two brothers and three sisters ... his dad, an engineer, attended Voorhees College ... his mom attended Coppin State ... son of Troy Franklin, Sr. and Patricia Franklin-Street ... born November 7, 1989 in Baltimore.

### TROY'S CAREER HIGHS:

Points: 27 ..... @ W&M 2010  
Rebounds: 7 ..... @ Niagara 2008  
Assists: 10 ..... vs. UNCW, UMBC 2009  
Steals: 5 ..... Twice  
Blocks: 1 ..... ManyTimes  
Turnovers: 7 ..... Twice  
Minutes: 36 ..... Many Times.



**TROY'S CAREER STATISTICS**

Season	GP	GS	Min	Avg	FG	FGA	Pct	3FG	FGA	Pct	FT	FTA	Pct	Off	Def	Tot	Avg	PF	FO	A	TO	Blk	Stl	Pts	Avg
2008-09	34	30	982	28.9	91	279	.326	35	146	.240	68	92	.739	18	76	94	2.8	103	6	142	105	0	59	285	8.4
2009-10	27	11	594	22.0	65	169	.385	21	64	.328	73	91	.802	13	47	60	2.2	71	1	101	66	4	32	224	8.3
<b>Career</b>	<b>61</b>	<b>41</b>	<b>1576</b>	<b>25.8</b>	<b>156</b>	<b>448</b>	<b>.348</b>	<b>56</b>	<b>210</b>	<b>.267</b>	<b>141</b>	<b>183</b>	<b>.770</b>	<b>31</b>	<b>123</b>	<b>154</b>	<b>2.5</b>	<b>174</b>	<b>7</b>	<b>243</b>	<b>171</b>	<b>4</b>	<b>91</b>	<b>509</b>	<b>8.3</b>



# TIGER PROFILES



## 5 RaShawn Polk

6-2 Junior • Guard  
Greensboro, N.C. • Dudley H.S.  
Psychology Major

### SOPHOMORE YEAR (2009-10):

JUCO transfer who had an immediate impact ... didn't play in Towson's first two games due to a transfer issue

that was worked out ... had an impressive debut, scoring 19 points off the bench at Navy in 27 minutes on the floor ... that stood as his career high until he netted 20 points in leading the Tigers to a 91-74 rout of UNC Wilmington in the opening round of the CAA Tournament ... tied as Towson's 4th leading scorer with a 9.2 average ... went scoreless against Hofstra in the Towson Center but grabbed a career high 6 rebounds ... caught fire the last 7 games of the season when he averaged a team high 14.7 points, shooting .506 from the floor ... scored in double digits in 8 of the last 9 games ... he also led the team in playing time, averaging 30.4 mpg, and scored the game high in points for Towson 4 times over that span ... came off the bench most of the season but had 9 starts including starting the final five games ... hit some bumps ... averaged 11.0 points per game in his first seven appearances and only 5.8 until the final 7 games ... came up with a key steal with 1.5 seconds left to help preserve TU's 81-78 win over James Madison ... nailed a 3-pointer with 17 seconds left to put the Tigers out front for good in their 74-69 win in overtime against Georgia State ... scored a team high 16 points off the bench in the loss at ODU ... led all guards with 92 rebounds ... just missed a double-double in the regular season finale against Delaware (12 points, 9 boards) ... carrying a 3.267 grade point average.

**FRESHMAN YEAR AT GUILFORD TECH (2008-09):** A transfer from Guilford Technical Community College where he averaged 24.2 points per game for the Titans as a freshman ... he was the leading scorer in Region X ... he tied the GTCC single game program scoring record with 40 points on 17 of 21 shooting in the championship contest of the Hampton Inn Classic ... he averaged 5.3 rebounds and 3.7 assists.

**AT DUDLEY H.S.:** A standout at Dudley High School where he helped the Panthers to back-to-back North Carolina State 3A championships in his junior and senior seasons ... Dudley compiled a 57-5

record during those championship runs ... the Panthers were state runners up in his sophomore year ... he averaged 17.0 points per game as a junior and over 19 points in his senior year when he was recognized as the regional MVP and Offensive Player of the Game in the state championship ... he was also aggressive off the boards, grabbing 7.3 rebounds per game ... he is the 4th North Carolina native son to play for the Tigers ... Ralph Biggs (1994-98, Washington H.S./Washington, N.C.) was a 1,000-point career scorer at Towson and continues to enjoy a very successful professional career in the European Leagues ... C.C. Williams (2006-08, Clinton H.S./Clinton, N.C.) was a two-year starter at point guard ... most recently Junior Hairston (2007-09, West Rowan H.S./Salisbury, N.C.), a two-time All-CAA selection and a member of the league's 2009 All-Tournament team, led Towson in scoring as a two-year starter who finished his career ranked sixth on the Tigers' all-time rebounding list with 629 boards.

**BACKGROUND/PERSONAL:** Surname is RaShawn Dazmar Polk ... summer jobs have included counseling kids at a group home ... favorite athlete is Kobe Bryant ... favorite movies are Paid In Full and Blow ... favorite actor is Denzel Washington ... enjoys listening to Jay-Z ... favorite meal is steak and rice ... has one brother ... born May 22, 1988 in Greensboro, N.C.

### RASHAWN'S CAREER HIGHS:

- Points: 20 ..... vs. UNCW (CAA Tournament) 2010
- Rebounds: 9 ..... vs. Delaware 2010
- Assists: 5 ..... vs. Delaware 2010
- Steals: 3 ..... vs. ODU (CAA Tourmanet) 2010
- Blocks: 2 ..... vs. UMBC 2009
- Turnovers: 4 ..... Twice
- Minutes: 35 ..... vs. Georgia St. 2010





**RASHAWN'S CAREER STATISTICS** (Played 2008-09 at Guilford Technical Community College)

Season	GP	GS	Min	Avg	FG	FGA	Pct	3FG	FGA	Pct	FT	FTA	Pct	Off	Def	Tot	Avg	PF	FO	A	TO	Blk	Stl	Pts	Avg
2009-10	29	9	632	21.8	102	235	.434	38	109	.349	25	45	.556	38	54	92	3.2	46	0	29	32	6	27	267	9.2



# TIGER PROFILES



## 1 Isaiah Philmore

6-7 Sophomore • Forward  
Fallston, Md. • John Carroll H.S.  
Undeclared Major

**FRESHMAN YEAR (2009-10):** Finished 6th in the balloting for CAA All-Rookie team ... the only freshman on the squad to finish out the

year ... came on as the season progressed, making 12 starts with 11 of those starts against CAA opponents ... averaged 8.4 points and 5.3 rebounds as a starter, shooting 50% from the floor and 81 per cent from the free throw line ... finished the year as the 6th leading scorer among CAA freshmen ... scored his career high of 14 points in the 91-74 win over UNC Wilmington in the CAA quarterfinals ... one of just 3 players on the squad to play in 30 or more games for the season ... liked playing on the road where he averaged 7.6 points per game as opposed to 5.2 at home ... finished the game at Drexel as the Tigers' leading scorer with 12 points and top rebounder with 6 boards ... dressed but did not play against George Washington after missing several practices due to an illness ... an excellent free throw shooter ... he made 23 in a row before missing at Drexel to post the best free throw streak on the team for the season ... closed out the year with a 4-8 showing that dropped him to .758 for 2009-10.

**AT JOHN CARROLL SCHOOL:** The all-time leading scorer in Harford County high school basketball history with 1,776 points ... averaged 17.2 points over a 103-game career with the Patriots ... just missed collecting 1,000 career rebounds, finishing with a school record 982 (9.5 avg.) ... recorded a career record 185 blocks including a program record 81 in his senior year ... other school records he posted included field goals made (596) and free throws made (470) ... he shot .586 from the floor and .725 from the foul line ... registered career highs of 29 points and 17 rebounds several times ... named numerous times to All-Metro, All-MAIA, All-County and All-Tournament teams ... a McDonald's All-American nominee ... the only mid-major recruit to participate in the Reebok All-American game ... played for the Baltimore All-Stars in the Charm City Challenge ... a member of the Delaware Sharpshooters' AAU team

### ISAIAH'S CAREER HIGHS:

Points: 13 ..... vs. Georgia State 2010  
Rebounds: 9 ..... vs. George Mason 2009  
Assists: 2 ..... Twice  
Steals: 4 ..... vs. Georgia State 2010  
Blocks: 1 ..... Twice  
Turnovers: 3 ..... Twice  
Minutes: 36 ..... @ VCU 2010

where he hooked up with current Towson teammate Eriq Gumbs ... heavily recruited, he was listed as the No. 69 recruit in his class by rivals.com ... attended St. Xavier High School in Junction City, Kan., his freshman year when he averaged 40 points per game.

**BACKGROUND/PERSONAL:** Surname is Isaiah Lemart Philmore ... the people he admires most are his parents ... hails from a military family and has lived in Germany (twice), Alabama, Georgia, Kansas, South Carolina and Texas before settling in Maryland ... hobbies include playing Xbox 360 ... favorite athlete is LeBron James ... favorite movie is Madea Goes to Jail ... favorite actor is Megan Good ... listens to Lil Wayne ... the oldest of four children in the family ... son of Ronald Philmore and Annette Wagner ... born September 20, 1989 in El Paso, Tex.







**ISIAH'S CAREER STATISTICS**

Season	GP	GS	Min	Avg	FG	FGA	Pct	3FG	FGA	Pct	FT	FTA	Pct	Off	Def	Tot	Avg	PF	FO	A	TO	Blk	Stl	Pts	Avg
2009-10	30	12	622	20.7	60	124	.484	4	11	.364	69	91	.758	53	63	116	3.9	68	2	11	32	4	17	193	6.4



# TIGER PROFILES



## 30 Danny Quinn

6-7 Senior • Forward  
Annapolis, Md. • Spalding H.S.  
Accounting Major

**JUNIOR YEAR (2009-10):** A walk-on and transfer from Catholic University where he played for two years ... saw his first action in a Towson

uniform in the waning moments of the game against Hofstra in the Towson Center ... played a career high 16 minutes against George Mason, scoring his Towson high of 5 points on 2-2 shooting that included a three-point basket ... played a Towson career high 16 minutes at VCU, hauling in 4 rebounds ... an excellent student, Danny is carrying a 3.623 grade point average as an accounting major ... did not play in the CAA tournament due to a knee injury.

**(2008-09):** Sat out the season per the NCAA transfer rule.

**FRESHMAN/SOPHOMORE YEARS (2006-08) AT CATHOLIC UNIVERSITY:** Played sparingly in his freshman season, averaging 5.4 minutes in 24 appearances ... scored 18 points and hauled in 36 rebounds ... contributed much more in his sophomore year, averaging 6.2 points and 3.9 rebounds (second highest) ... played in all 25 games with 11 starts, averaging 17.3 minutes per game ... led the team with a .577 field goal percentage ... scored his career high of 12 points twice, against Juniata and Scranton ... grabbed a career high 11 rebounds at Goucher in his final game in a Cardinal uniform ... played a career high 38 minutes in an overtime loss to Juniata.

**AT SPALDING H.S.:** A two-year starter on the Cavaliers' varsity team ... played his freshman and sophomore years at DeMatha Catholic ... also played football his first year for the Stags but broke his leg prior to the start of his sophomore year and missed the entire season ... earned third team All-MIAA honors and second team All-Anne Arundel County his senior year ... MVP of the county All-Star game ... started for the Suburban All-Stars in the Charm City Challenge ... also played volleyball his senior year and was named first team All-MIAA and first team All-Maryland.

### DANNY'S CAREER HIGHS:

Points: 12 ..... vs. Juniata Scranton 2008  
Rebounds: 11 ..... vs. Goucher 2007  
Assists: 3 ..... Many Times  
Steals: 2 ..... vs. Moravian 2008  
Blocks: 1 ..... Many Times  
Turnovers: 6 ..... vs. Haverford 2007  
Minutes: 38 ..... vs. Juniata 2008.

**BACKGROUND/PERSONAL:** Ambition is to own a business ... the people he most admires are his parents ... a cousin, Brian Quinn, Jr., was an offensive guard at Maine whose father played football at Minnesota ... Danny was a high school teammate of Rudy Gay, the 8th player selected in the 2006 NBA college draft and member of the Memphis Grizzlies ... his favorite athlete is Ben Rothlisberger ... favorite movie is Dumb and Dumber ... enjoys listening to O.A.R. ... favorite actor is Adam Sandler .... has one younger brother ... son of Cliff Quinn and Tracy Dressel ... born January 21, 1988 in Washington, D.C.



## 4 Braxton Dupree

6-8 Junior • Forward  
Baltimore, Md. • Calvert Hall H.S.  
Family Studies Major

**(2009-10):** Sat out the 2009-10 season per NCAA transfer rules following two years at Maryland.

### FRESHMAN/SOPHOMORE YEARS

**(2007-09) AT MARYLAND:** Braxton is a transfer from Maryland where he spent his freshman and sophomore years ... saw action in 52 games with 14 starts at Maryland ... played a career long 31 minutes scoring 7 points and grabbing 6 boards in win over 5th-ranked Michigan State in the 2008-09 season ... scored a career high of 14 points against Lehigh while making his first collegiate start ... tallied 10 points against Illinois to register the only other double figure game of his Maryland career ... averaged 2.5 points, 2.2 rebounds and 10.3 minutes as a freshman and 2.1 points, 2.4 rebounds and 10.0 minutes as a sophomore ... "I enjoyed my time at the University of Maryland and appreciate all of the efforts by Coach Williams and his staff," says Braxton. "However, I felt it was time for to make a change. I am extremely excited about the opportunity to play at Towson and for Coach Kennedy. Additionally, this decision allows me the chance to be even closer to my family."

### BRAXTON'S CAREER HIGHS:

Points: 14 ..... vs. Lehigh 2007  
Rebounds: 6 ..... vs. Morgan State 2009  
Assists: 1 ..... Many Times  
Steals: 2 ..... vs. Elon 2008  
Blocks: 2 ..... vs. Vermont 2008  
Turnovers: 3 ..... vs. Vermont 2008  
Minutes: 36 ..... vs. Michigan State 2008

### DANNY'S CAREER STATISTICS (Played at Catholic University 2006-07 and 2007-08)

Season	GP	GS	Min	Avg	FG	FGA	Pct	3FG	FGA	Pct	FT	FTA	Pct	Off	Def	Tot	Avg	PF	FO	A	13	Blk	Stl	Pts	Avg
2006-07	24	0	129	5.4	8	20	.400	0	0	.000	2	8	.250	9	27	36	1.5	24	0	4	13	2	2	18	0.8
2007-08	25	11	432	17.3	64	111	.577	0	3	.000	26	65	.400	27	71	98	3.9	45	0	16	31	3	6	154	6.2
2009-10	6	0	45	7.5	2	7	.286	1	3	.333	0	0	.000	3	5	8	1.3	4	0	0	0	1	0	5	0.8
<b>Career</b>	<b>55</b>	<b>11</b>	<b>606</b>	<b>11.0</b>	<b>74</b>	<b>138</b>	<b>.536</b>	<b>1</b>	<b>6</b>	<b>.167</b>	<b>28</b>	<b>73</b>	<b>.384</b>	<b>39</b>	<b>103</b>	<b>142</b>	<b>2.6</b>	<b>73</b>	<b>0</b>	<b>20</b>	<b>44</b>	<b>6</b>	<b>8</b>	<b>177</b>	<b>3.2</b>



**AT CALVERT HALL H.S.:** Enjoyed an outstanding high school career at Calvert Hall ... ranked among the top 15 centers in the nation by Rivals.com and Scout.com respectively in his senior year ... a unanimous local first team selection for post season honors, including All-Metro, All-Baltimore County, All-Maryland Interscholastic Athletic Association (MIAA), All-State in his final year ... closed out his high school career with some dominating averages that included 21.0 points, 13.0 rebounds and 5.0 blocks ... the stats his junior year read 12.5 points, 8.5 rebounds and 3.5 blocks ... scored 9.0 points with 8.0 rebounds as a sophomore ... named to the U.S. All-Stars for the 2007 Capital Classic."

**BACKGROUND/PERSONAL:** Surname is Braxton Clark Dupree ... the youngest of four boys in the family ... the people he admires most are his parents and oldest brother, Jamari ... Braxton is the youngest of four brothers in the family ... summer jobs have included delivering furniture ... favorite athlete is Shaquille O'Neal ... favorite book is "The Outsiders" by S.E. Hinton ... favorite actor is Martin Lawrence ... enjoys listening to Tupac ... winning an AAU national championship and beating a top-ranked North Carolina team twice while playing for Maryland are among his most memorable experiences to date ... son of James and Denise Dupree ... born April 6, 1989 in Baltimore.



**15 Cephias Oglesby**

6-3 Junior • Guard  
Fayetteville, N.C. • Cape Fear H.S.  
Criminal Justice Major

**FRESHMAN/SOPHOMORE YEARS (2008-09, 2009-10) AT CAPE FEAR COMMUNITY COLLEGE:**

In his first year with the Tigers after transferring from Cape Fear Community College in Wilmington, N.C. ... led the Sea Devils to a 23-4 record in his sophomore year, averaging a team high 17.2 points per game ... Cape Fear was 20-14 in his freshman year when the Sea Devils won the Region X championship, earning the school's first trip ever to the NJCAA National Tournament in Hutchinson, Kan. ... Cephias was named team MVP while averaging 16.6 ppg ... the Sea Devils' all-time leading scorer with 1,015 points ... he's the first 1,000-point scorer in Cape Fear basketball history ... faced current Tiger teammate RaShawn Polk twice in his freshman year ... Cephias outscored RaShawn 27-24 in the first meeting but Polk got the best of him the second time around, 27-12 ... Cape Fear beat RaShawn's Guilford Tech team in both outings ... Cephias' single game high at Cape Fear was 30 against Central Carolina in his sophomore year ... named a NJCAA honorable mention All-American ... ranked the 41st player on JUCO Junction's list of top 150 junior college players for 2009-10.

**AT CAPE FEAR H.S.:** Averaged 20 points, 8 assists and 6 rebounds for the Colts his senior year when he was named the Two Rivers Conference Player of the Year ... he was his team's MVP in his junior and senior years ... also ran a little track in high school, competing in the high hurdles and on the 100 and 200 relay teams.

**BACKGROUND/PERSONAL:** The person he admires most is his mother ... ambition is to play basketball professionally overseas ... Favorite pro athlete is Kevin Durant whose younger brother, Tony, played for Towson from 2007-09 ... likes to listen to Lil Wayne ... favorite video game is Call of Duty ... favorite actor is Mike Epps ... favorite television show is Real TV ... older brother, Derick, served in Iraq ... son of Cephias and Leona Olgesby ... born March 25, 1989 in Jacksonville, Fla.



**11 Dre Conner**

6-0 Freshman • Guard  
Lauderdale Lakes, Fla. • Blanche Ely H.S.  
Undeclared Major

**AT BLANCHE ELY H.S.:** A four-year varsity player, he was the leading scorer (18.3 ppg, 4.4 apg) for the Ely Tigers who were 26-1 in 2009-10

and ranked as high as 22nd nationally by Xcellent 25 ... those Tigers won their first 26 games of the season before tasting defeat ... the season screeched to a halt in Florida's 5A regional semifinals where the Tigers were beaten by Dwyer ... Dre scored 37 points in that loss ... "Fredrick is the first player in my 17 years that has started out with me as a freshman and finished as a senior," Blanche Ely coach Melvin Randall told MaxPreps.com after the final game ... Dre scored 1,054 career points but what triggered Towson's interest in the 6-0 prospect was his defensive play and the 77 steals (2.9 per game) in his senior year ... Blanche Ely posted a 92-20 record during Dre's varsity career ... MVP of the Dade vs. Broward All-Star game ... named third team All-Florida Prospect ... the Miami Herald's 5A Player of the Year for Broward County.

**BACKGROUND/PERSONAL:** Surname is Fredrick Drajon Conner ... his younger sister, Kianna, is a freshman guard on the Delaware State women's basketball squad ... the person he admires the most is John Wall ... favorite video game is NBA Live ... listens to Lil' Wayne and Lil' Boosie ... son of Kavice Conner and Freida Harriens ... born November 13, 1990 in Fort Lauderdale, Fla.



# TIGER PROFILES



## 44 Jamel Flash

6-11 Freshman • Forward  
West Hempstead, N.Y. • West Hempstead H.S.  
Undeclared Major

**AT WEST HEMPSTEAD H.S.:** A two-year first team All Nassau County performer ... played in the Nassau vs. Suffolk and City vs. Long Island all-star games ... averaged 16.0 points, 13.5 rebounds and 5.0 blocks his senior year ... averaged 12.2 points, 10.4 rebounds and 3.1 blocks in his junior year when the Rams were 12-0 in league play and 15-5 overall ... served as the Rams' captain in junior and senior seasons ... began playing basketball in the 7th grade "because I was tall," he said ... didn't play in the 8th grade because of a broken finger ... was 6-3 as a freshman, his first year of organized basketball ... grew eight inches in two years to 6-11 ... played the tuba in the West Hempstead marching band and the sousaphone in the school concert and jazz bands ... a member of the high honor roll (90.0 average and above) ... played for the celebrated New York Panthers AAU program under the direction of Gary Charles and coached by NBA point guard Rafer Alston.

**BACKGROUND/PERSONAL:** Surname is Jamel Chistian Flash ... people he admires most are his parents ... his ambition is to play professional basketball and earn a pilot's license ... before basketball became his primary interest he was fascinated by flying ... his dad and two uncles are in the aviation profession ... his dad is a regional manager for the cargo express airline, ABX Air ... Jamel's favorite video game is Flight Simulator 2010 and he's pretty good at it ... favorite pro athlete is Dwight Howard ... favorite team is the Orlando Magic ... listens to Lil Wayne and Drake ... his most memorable experience occurred when his sister was born ... has served as a youth exalton at his church ... works out in the summer months with his cousin, Shawnell Scott who played with the Cleve-

land Cavaliers, San Antonio Spurs and Denver Nuggets ... his dad played soccer in Jamaica, his mom played basketball ... considering Sports Marketing as a major ... son of Fasiel and Carolyn Flash ... born June 20, 1992 in Queens, N.Y.



## 32 Milton Geddes

6-8 Freshman • Forward  
Jacksonville, Fla. • Andrew Jackson H.S.  
Undeclared Major

**AT ANDREW JACKSON H.S.:** Played on the varsity throughout his prep career with the Tigers ... named the Defensive Player of the Year for his

team after averaging 12 points, 10 rebounds and 6 blocks as a senior ... career highs were 27 points and 17 boards ... his high school coach was James Collins, a former Florida State player for Pat Kennedy who played one year with the LA Clippers ... did not play his junior year due to an illness that sidelined him the entire year ... also ran cross country throughout high school, clocking a personal best 24:00 on a 5K course.

**BACKGROUND/PERSONAL:** Surname is Milton Leroy Geddes, Jr. ... has two older brothers ... played on the same AAU team as Stacey Poole who is now at Kentucky ... the person he admires most is his mother ... Kevin Garnett is his favorite athlete ... Boston Celtics are his favorite team ... favorite video game is NBA 2K10 ... favorite actors are Will Smith and Nicholas Cage ... listens to Lil Boosie, Jeezy, Plies and Trey Songz ... most memorable experience was the first time he flushed an alley oop ... considering Accounting as a major ... son of Milton L. Geddes, Sr., and Lisa Mathis ... born March 6, 1991 in Jacksonville, Fla.





## 22 Alex Giergen

6-7 Freshman • Forward  
 Duesseldorf, Germany •  
 Virginia Episcopal School  
 Business Administration Major

### AT VIRGINIA EPISCOPAL SCHOOL:

A native of Germany, he attended schools in Duesseldorf until enrolling in Virginia Episcopal School for

senior year ... averaged 15.0 points and 9.0 rebounds for the Bishops ... named first team All-Virginia Independent Conference and his team's MVP for 2009-10 ... also high jumped and won the conference title with a 6-2 leap.

**BACKGROUND/PERSONAL:** Born and raised in Duesseldorf, Germany ... has an older brother, Max, who sparked Alex's interest in basketball ... played club ball (no organized athletic teams in the schools) ... averaged 12.0 points his last three years with the club's under-19 team ... ambition is to play professional basketball and/or become a sports agent ... the people he admires most are his parents ... in addition to German and English he speaks Spanish ... favorite video game is NBA 2K11 ... favorite television shows are Prison Break, Jersey Shore and Lost ... favorite actor is George Clooney ... listens to Jay-Z ... what he misses most is the variety of ethnic food available in his country ... favorite meal is pasta with pesto ... son of Bernd Kreutz and Ingrid Giergen ... born February 10, 1991 in Duesseldorf, Germany.



## 12 Erique Gumbs

6-9 R-Freshman • Forward  
 Newark, Del. • Caravel Academy  
 Pre-Occupational Therapy Major

### FRESHMAN SEASON (2009-10):

Appeared briefly in the first five games of the season before suffering a season-ending knee injury against

UMBC ... made the most of his time on the floor, averaging 7.5 minutes per game ... top performance came against Navy when he scored 4 points and grabbed 3 boards ... did not participate in the CAA tournament ... received a medical redshirt for his freshman season.

**AT CARAVEL ACADEMY:** The 2007-08 Player of the Year in Delaware, he led Caravel to a state championship his junior year ... the Buccaneers were state runners up in his freshman and sophomore years ... averaged 13.5 points and 11.0 rebounds as Caravel posted a 22-4 record on its way to its first ever state title ... the Buccaneers were 14-9 in his senior year when he averaged 18.0 points and 10.8 rebounds despite playing in just 12 of the 23 games due to a knee injury ... he was a third team All-State pick in his abbreviated senior year ... he was selected to play in the Delaware Blue/Gold All-Star game ... he was also a McDonalds All-American nominee ... played baseball in high school too ... he chose Towson over a number of CAA, Atlantic 10, Big Ten and Big East.

**BACKGROUND/PERSONAL:** Surname is Erique Christopher Gumbs ... his dad, Oliver, played for the Delaware Blue Hens against Towson from 1986-89 when the two teams split 3-3 ... Oliver is currently the chief financial adviser for the Cape Henlopen school district ... both of Erique's parents are Delaware grads ... an uncle, Bruce Watson, played football at Brown and later for the Philadelphia Eagles ... an aunt, Marsha Johnson, ran track at Princeton ... the people he admires most are his mother and sister ... favorite actor is Vince Vaughn ... favorite performer is Ne-Yo ... favorite meal is chicken alfredo ... favorite pro team is the Redskins ... plays Call of Duty ... favorite television show is House ... ambition is to be an occupational therapist ... carrying a 3.14 grade point average at Towson ... son of Oliver Gumbs and Susan Watson ... born April 5,

### ERIQUE'S CAREER HIGHS:

Points: 4 .....@ Navy, vs. UMBC 2009  
 Rebounds: 3.....Twice  
 Assists: 0 .....  
 Steals: 0 .....  
 Blocks: 0 .....  
 Turnovers: .....  
 Minutes: 11 .....@ Navy 2009

### ERIQUE'S CAREER STATISTICS

Season	GP	GS	Min	Avg	FG	FGA	Pct	3FG	FGA	Pct	FT	FTA	Pct	Off	Def	Tot	Avg	PF	FO	A	TO	Blk	Stl	Pts	Avg
2009-10	5	0	35	7.0	4	9	.444	0	0	.000	2	4	.500	4	5	9	1.8	2	0	1	0	0	0	10	2.0



# TIGER PROFILES



Towson Athletic Logo - 2002



Athletic Logo circa - 1995



Athletic Logo circa - 1985



Athletic Logo circa - 1979



Athletic Logo circa - 1977

## Towson's Tiger Tale

Towson University is one of 28 NCAA member institutions using the tiger as its nickname. The tiger is the most popular mascot among American colleges and universities.

However, its obvious popularity was not the real reason the Tiger was selected to represent Towson.

When Towson was a two-year normal school the Baltimore media referred to its teams as the "Teachers." As the school expanded to three and four year programs, the newspapers granted Towson student athletes tenure, calling them the "Professors" and even shortening it to "Profs." Later, it was changed again to the "Schoolmasters."

The "Indians" and "Golden Knights" were other nicknames used over the years.

But a former soccer player, Lou Winkelman '64, introduced the tiger as the official Towson mascot winning Student Government Association approval in 1962. Winkelman was the first Tiger mascot, donning the stripes in the 1963 Homecoming parade.

"We went to a costume shop and rented the tiger suit," Winkelman recalled. "After I graduated the students slowly made the mascot what it is today. I got calls for years asking where the costume came from."

As a member of the 1960 soccer team, Winkelman says no one wanted to be called the Golden Knights, which happened to be the most popular name for sports teams in 1961.

The "Knights" nickname may have come from the 1920's and 1930's when an elaborate Olde English Christmas dinner was held with knights and ladies costumes, music and a pageant. The 1930 *Tower Echoes* used Renaissance style pictures of archers to depict athletes and campus life. In 1951, the Knights reigned over Towson with references to the campus being a "Camelot" with merry "court life" (student activities) and many "tournaments" (sports).

The late 1950's brought other mascots to Towson. The lacrosse team was the "Indians." The wrestling team was the "Teachers."

Winkelman and his teammates had their own idea and simply adopted the tiger as their mascot. Although they wore jerseys with a knight and horse logo, they were adamant that they would be called "tigers" in their yearbook photo. Winkelman encouraged use of the tiger, writing "Tigers Tales," a weekly sports column, in the *Towerlight*. The paper used the tiger image in its masthead from 1966-69.

The Towson Tiger logo has also experienced change, evolving into its present day "stylistic" design which replaced the upright caricature that had been used since the mid-80's. That took the

place of the old block tiger which served as the logo from 1979.

The Towson logo is registered. Approval for its use commercially is required.

According to the NCAA, other popular nicknames include Bears (16), Wildcats (12) and Eagles (12).



# 2009-10 REVIEW



**Calvin Lee** was the only Tiger to start all 31 games in 2009-10.

# 2009-10 REVIEW

## 2009-10 Stats

**RECORD:** Overall 10-21, At Home 6-9, Away 3-11, Neutral 1-1

**COLONIAL ATHLETIC ASSOCIATION:** League 6-12 (8th) Home 3-6, Away 3-6

**NON-CONFERENCE:** Overall 4-9, At Home 3-3, Away 0-5, Neutral 1-1

Player	GP-GS	Min	Av. FG-FGA	Pct	3FG-FGA	Pct	FT-FTA	Pct	Off	Def	Tot	Avg.	PF	FO	A	TO	Blk	Stl	Pts	Avg
Thornton	30-25	774/25.8	118-328	.360	77-197	.391	28-41	.683	15	45	60	2.0	34	0	36	41	2	19	341	11.4
Lee	31-31	930/30.0	1033-296	.449	3-14	.214	59-83	.711	55	109	164	5.3	102	4	46	61	35	15	328	10.6
Nwankwo*	27-24	812/30.1	106-190	.558	0-0	.000	55-126	.437	91	150	241	8.9	66	2	16	36	83	27	267	9.9
Smith	26-16	606/23.3	76-191	.398	27-74	.365	61-77	.792	24	61	85	3.3	43	0	21	32	7	14	240	9.2
Polk*	29-9	632/21.8	102-235	.434	38-109	.349	25-45	.556	38	54	92	3.2	46	0	29	32	6	27	267	9.2
Franklin*	27-11	594/22.0	65-169	.385	21-64	.328	73-91	.802	13	47	60	2.2	71	1	101	66	4	32	224	8.3
Philmore*	30-12	622/20.7	60-124	.484	4-11	.364	69-91	.758	53	63	116	3.9	68	2	11	32	4	17	193	6.4
Brewster*	10-4	163/16.3	17-49	.347	9-30	.300	5-8	.625	4	21	25	2.5	12	0	2	12	2	4	48	4.8
Brown*	29-10	531/18.3	46-116	.397	8-33	.242	30-38	.789	7	40	47	1.6	36	0	35	32	2	26	130	4.5
Morris*	27-13	462/17.1	20-70	.286	7-24	.292	17-31	.548	5	42	47	1.7	34	0	90	42	3	12	64	2.4
Gumbs*	5-0	35/7.0	4-9	.444	0-0	.000	2-4	.500	4	5	9	1.8	2	0	1	0	0	0	10	2.0
Quinn*	6-0	45/7.5	2-7	.286	1-3	.333	0-0	.000	3	5	8	1.3	4	0	0	0	1	0	5	0.8
Smith	9-0	45/5.0	2-12	.167	1-6	.167	2-3	.667	3	3	6	0.7	6	0	3	5	2	2	7	0.8
<b>Team</b>						<b>55</b>	<b>48</b>	<b>103</b>	<b>3.4</b>	<b>0</b>			<b>5</b>							
Tigers	31	751/1796	.418	196-565	.347	426-638	.668	370	693	1063	34.3	524	9	391	396	151	195	2124	68.5	
Opponents	31	881/1916	.460	199-592	.336	402-611	.658	455	784	1239	40.0	532	3	519	389	112	201	2363	76.2	

\* Returning for 2010-11

Score By Periods:	1st	2nd	OT	Total
Tigers	1018	1091	15	2124
Opponents	1110	1234	19	2363

## TOWSON GAME-BY-GAME

Opponent	Date	Score	W/L	FG-FGA	Pct	3FG-FGA	Pct	FT-FTA	Pct	Off	Def	Tot	Avg	PF	A	TO	Blk	Stl	Pts	Avg
MIAMI (O)	11/13/09	82-71	W	30-57	.526	5-14	.357	17-25	.680	9	16	25	25.0	18	19	11	7	10	82	82.0
BUFFALO	11/21/09	69-78	L ot	25-65	.385	7-27	.259	12-18	.667	15	27	42	33.5	17	10	17	3	8	69	75.5
@ Navy	11-24-09	70-87	L	22-55	.400	6-22	.273	20-26	.769	12	14	26	31.0	20	14	15	2	7	70	73.7
@ Dayton	11/28/09	69-74	L	26-56	.464	12-22	.545	5-12	.417	10	21	31	31.0	24	16	16	1	6	69	72.5
UMBC	12/02/09	82-77	W	30-66	.455	11-22	.500	11-17	.647	14	24	38	32.4	19	26	12	6	8	82	74.4
HOFSTRA*	12/05/09	64-84	L	22-57	.386	5-21	.238	15-19	.789	9	29	38	33.3	16	12	16	8	4	64	72.7
GW	12/12/09	69-73	L	22-59	.373	10-25	.400	15-26	.577	16	21	37	33.9	22	12	14	6	8	69	72.1
HAMPTON	12/20/09	82-74	W	29-61	.475	4-12	.333	20-29	.690	16	33	49	35.8	20	13	16	4	5	82	73.4
@ Morgan	12/22/09	80-87	L	30-63	.476	8-15	.533	12-24	.500	12	19	31	35.2	22	14	11	11	5	80	74.1
BGSU	12/30/09	69-70	L	26-60	.433	10-25	.400	7-14	.500	12	23	35	35.2	13	19	17	9	7	69	73.6
@ GSU*	1/2/10	61-70	L	19-56	.339	7-17	.412	16-26	.615	18	18	36	35.3	20	8	14	9	6	61	72.5
ODU*	1/04/10	71-87	L	28-58	.483	8-21	.381	7-13	.538	5	18	23	34.2	15	18	15	4	9	71	72.3
@ Hofstra*	1/06/10	61-77	L	19-61	.311	3-15	.200	20-26	.769	20	19	39	34.6	13	11	11	11	5	61	71.5
@ JMU*	1/9/10	66-69	L	29-67	.433	3-11	.273	5-8	.625	18	28	46	35.4	12	11	14	5	3	66	71.1
DREXEL*	1/13/10	49-52	L	17-55	.309	1-10	.100	14-25	.560	14	29	43	35.9	16	3	9	7	4	49	69.6
@ Delaware*	1/16/10	71-68	W	27-53	.509	3-13	.231	14-23	.609	13	25	38	36.1	14	9	10	4	5	71	69.7
@ St. Joe*	1/18/10	57-64	L	18-56	.321	7-21	.333	14-18	.778	14	23	37	36.1	17	7	13	5	6	57	68.9
N'EASTERN*	1/20/10	48-73	L	17-53	.321	4-15	.267	10-17	.588	15	17	32	35.9	11	4	12	2	6	48	67.8
GMU*	1/23/10	71-80	L	24-67	.358	9-25	.360	14-17	.824	17	22	39	36.1	18	13	5	3	4	71	67.9
@ VCU*	1/27/10	53-112	L	20-56	.357	5-21	.238	8-12	.667	5	16	21	35.3	13	10	13	1	6	53	67.2
@ UNCW*	1/30/10	58-53	W	20-62	.323	4-14	.286	14-15	.933	12	30	42	35.6	9	3	7	3	8	58	66.8
@ Drexel*	2/2/10	55-97	L	20-52	.385	4-18	.222	11-21	.524	10	22	32	35.5	15	10	15	9	1	55	66.2
JMU*	2/08/10	81-78	W	26-53	.491	7-18	.389	22-33	.667	9	16	25	35.0	24	15	12	3	17	81	66.9
UNCW*	2/11/10	72-80	L	30-61	.492	4-18	.222	8-13	.615	9	26	35	35.0	20	23	14	4	6	72	67.1
GSU*	2/13/10	74-69	W ot	25-52	.481	4-7	.571	20-24	.833	11	18	29	34.8	18	14	17	5	9	74	67.4
@ ODU*	2-16-10	67-78	L	23-50	.460	5-12	.417	16-21	.762	12	16	28	34.5	18	16	14	1	2	67	67.3
@ Manhattan+	2/20/10	62-78	L	22-54	.407	7-23	.304	11-15	.733	11	18	29	34.3	11	15	15	0	3	62	67.1
@ W&M*	2/24/10	83-77	W	28-56	.500	9-20	.450	18-20	.900	7	28	35	34.3	12	14	11	6	6	83	67.7
DELAWARE**	2/27/10	81-66	W	27-55	.491	11-23	.478	16-31	.516	6	35	41	34.6	23	14	7	5	5	81	68.2
vs UNCW**	3/5/10	91-74	W	31-61	.508	9-17	.529	20-27	.741	11	23	34	34.5	15	11	11	3	9	91	68.9
vs ODU**	3/6/10	56-86	L	19-59	.322	4-21	.190	14-23	.609	8	19	27	34.3	19	7	12	4	7	56	68.5

\* CAA Games      + BracketBuster      \*\* CAA Tournament





## 2009-10 Game-by-Game

### GAME 1

#### TIGERS 82 MIAMI (OHIO) 71

TOWSON, Md. - Calvin Lee scored a career high 25 points as host Towson got its 2009-10 campaign off on a positive note when the Tigers handed Miami (Ohio) an 82-71 loss in the season opener for both teams.

The Tigers, winning their lid lifter for a fourth straight year, clawed their way back from two deficits. Troy Franklin's three-point play at the 13:34 mark of the second period capped a 17-9 run that put the Tigers out front, 54-51. Towson held the advantage the rest of the way, leading by as many as 14 points late.

"We feel we can score more this year than last year when we averaged around 65 points," Tiger head coach Pat Kennedy said. "Our shot selection in the second half was very good."

Towson shot 52.6 per cent for the game. The RedHawks were 55.2 per cent from the field in the first half when they grabbed a 42-37 lead at the break but cooled to 39 per cent in the final period.

The RedHawks built a 10-point lead (18-8) early. The Tigers spent most of the first half erasing the deficit, assuming a 33-32 lead with 3:40 left in the period on David Brewster's three-pointer. But Miami got the advantage right back when Kenny Hayes, the RedHawks top scorer with 17 points, buried a trey that beat the shot clock. Miami closed the half with a 12-4 run for the 42-37 lead.

The RedHawks bolted to a nine point lead (46-37) to start the second half but Towson's 17-9 run put the Tigers on top the rest of the way.

Lee was the only Towson player in double figures but all nine Tigers who saw 14 or more minutes of action scored at least four points. Brian Morris and Franklin combined for 15 assists.

"My teammates believe in me and kept giving me the ball," said Lee who was 10 of 16 from the floor and 5-7 from the free throw line. "I was able to finish a lot of the plays."

#### MIAMI (Ohio) (0-1) 71

PLAYER	FG	3FG	FT	O-D-R	PF	TP	A	T	B	S	MIN
Haddix*	2-7	1-3	0-0	1-12	2	5	0	1	0	4	26
Soderberg*	3-6	1-3	1-2	0-3-3	3	8	4	4	0	1	26
Hayes*	5-13	1-3	6-9	0-4-4	3	17	6	4	0	0	35
Wimbush*	4-7	3-5	0-0	1-4-5	3	11	2	3	3	0	30
Fletcher**	3-5	0-0	5-6	3-4-7	2	11	1	1	0	0	27
Roberts	0-2	0-1	0-0	0-0-0	0	0	0	0	0	0	2
Mavunga	2-4	0-0	2-3	1-1-2	3	6	0	4	1	0	20
Williams	2-3	0-1	1-2	0-0-0	1	5	0	1	0	0	11
Ballard	4-5	0-0	0-0	5-1-6	2	8	2	2	1	1	21
Legarza	0-0	0-0	0-0	0-0-0	1	0	0	0	0	0	2
Team				3-4-7							
<b>Tigers</b>	<b>25-52</b>	<b>6-16</b>	<b>15-22</b>	<b>14-22-36</b>	<b>20</b>	<b>71</b>	<b>15</b>	<b>20</b>	<b>5</b>	<b>6</b>	<b>200</b>

FG% 1st Half: 16-29 55.2% 2nd Half: 9-23 39.1% Game: 48.1%  
3-PT FG% 1st Half: 4-10 40.0% 2nd Half: 2-6 33.3% Game: 37.5%  
FT% 1st Half: 6-9 66.7% 2nd Half: 9-13 69.2% Game: 68.2%

#### TIGERS (1-0) 82

PLAYER	FG	3FG	FT	O-D-R	PF	TP	A	T	B	S	MIN
Morris*	2-3	1-1	1-2	0-4-4	2	6	8	2	0	2	19
Smith*	3-6	1-2	1-2	0-2-2	0	8	0	2	0	1	24
Thornton*	3-9	2-6	0-0	1-2-3	3	8	2	2	0	0	25
Nwankwo*	4-7	0-0	0-1	4-1-5	4	8	0	2	3	3	21
Lee*	10-16	0-0	5-7	2-1-3	2	25	1	0	4	1	37
Philmore	1-3	0-0	2-4	1-1-2	1	4	0	1	0	0	18
Brown	1-2	0-1	4-5	0-0-0	1	6	1	0	0	0	14
Gumbs	0-0	0-0	0-0	0-0-0	0	0	0	0	0	0	3
Brewster	3-4	1-2	1-1	0-2-2	2	8	0	1	0	1	17
Franklin	3-7	0-2	3-3	1-0-1	3	9	7	1	0	2	22
Team				3-3-6							
<b>Tigers</b>	<b>30-57</b>	<b>5-14</b>	<b>17-25</b>	<b>9-16-25</b>	<b>18</b>	<b>82</b>	<b>19</b>	<b>11</b>	<b>7</b>	<b>0</b>	<b>200</b>

FG% 1st Half: 14-27 51.9% 2nd Half: 16-30 53.3% Game: 52.6%  
3-PT FG% 1st Half: 3-9 33.3% 2nd Half: 2-5 40.0% Game: 35.7%  
FT% 1st Half: 6-10 60.0% 2nd Half: 11-15 73.3% Game: 68.0%  
Officials: Tim Nestor (R), Bob Tesla, George Harry  
Technical fouls: None. Attendance: 3259

#### Score by Periods

	1st	2nd	Total
Miami	42	29	71
Tigers	37	45	82

### GAME 2

#### BUFFALO 78 TIGERS 69 (OT)

TOWSON, Md. - A couple of cold shooting spells, one in the overtime, let Buffalo slip out of the Towson Center with a 78-69 overtime win, dashing the Tigers' hopes for just their third 2-0 start in the last 20 years.

"I thought we made a nice comeback today, but our offense was sluggish at times," Towson Coach Pat Kennedy said. "I thought we played well on defense at times, but we gave up too many points."

Led by nine Troy Franklin points, the Tigers built a 33-27 halftime lead and were up by as many as 11 before the game went south for Towson.

The Bulls started the second half with an 11-0 run to take a 38-33 advantage with 16:53 remaining in the stanza. However, the Tigers had a response of their own by scoring seven of the next nine points to even the score at 40-40 with 14:57 remaining.

After the Bulls had built their largest lead of the second half with 9:21 remaining, the Tigers began to rally back and trailed by 65-62 with 1:18 remaining on a lay-up by sophomore Calvin Lee. With 33 seconds left in regulation, the Tigers forced Buffalo to commit a shot clock violation to gain possession and set up the potential game-tying shot.

Josh Thornton set a screen for Franklin at the top of the key, which allowed him to nail a three-pointer with 19.6 seconds left to send the game into overtime.

After Towson took a 68-67 advantage with 3:49 left in the extra period on a Jarrel Smith free throw, the Bulls put the game out of reach by outscoring Towson 11-1 over the final three minutes.

Franklin showed the way for the Tigers with 17 points off the bench, making 7 of 14 shots from the floor. Smith added 16 points and seven rebounds while Lee contributed 15 points with nine rebounds.

#### BUFFALO (2-1) 78

PLAYER	FG	3FG	FT	O-D-R	PF	TP	A	T	B	S	MIN
Pierce*	7-18	2-5	2-3	1-3-4	2	18	2	1	0	2	40
Watt*	6-10	0-0	0-0	1-1-2	1	12	0	2	0	1	19
Boyer*	2-5	0-2	2-2	0-8-8	2	6	12	3	0	3	36
Betts*	5-12	2-7	2-2	3-7-10	3	14	0	1	0	1	38
Robinson*	3-6	0-0	3-4	3-2-5	3	9	1	2	0	1	28
Smiley	1-2	0-1	0-0	0-1-1	0	2	0	1	0	0	11
Fitzlen	0-2	0-2	0-0	0-1-1	0	0	0	0	0	0	5
Alston	4-5	0-0	3-6	1-3-4	1	11	1	2	0	1	17
Laleye	0-2	0-0	0-0	1-1-2	2	0	0	1	0	0	19
Bourdreau	3-4	0-0	0-2	1-1-1	4	6	1	2	0	1	17
Barnett	0-1	0-0	0-0	2-1-3	0	0	0	0	0	0	5
Team				2-1-3							
<b>Buffalo</b>	<b>31-67</b>	<b>4-17</b>	<b>12-19</b>	<b>15-29-44</b>	<b>18</b>	<b>78</b>	<b>18</b>	<b>17</b>	<b>0</b>	<b>11</b>	<b>225</b>

FG% 1st Half: 11-33 33.3% 2nd Half: 16-29 55.2% Game: 46.3%  
3-PT FG% 1st Half: 1-9 11.1% 2nd Half: 3-8 37.5% Game: 23.5%  
FT% 1st Half: 4-8 50.0% 2nd Half: 3-4 75.0% Game: 63.2%

#### TIGERS (1-1) 69

PLAYER	FG	3FG	FT	O-D-R	PF	TP	A	T	B	S	MIN
Morris*	1-5	0-0	0-0	0-3-3	1	2	5	1	0	0	18
Brewster*	0-2	0-0	0-0	1-7-8	1	0	1	2	1	1	29
Smith*	6-11	0-3	4-6	2-5-7	2	16	1	3	0	1	37
Thornton*	4-13	4-10	1-2	0-2-2	0	13	1	3	0	1	29
Lee*	5-9	0-1	5-6	5-4-9	5	15	0	2	2	0	35
Philmore	0-4	0-1	0-0	1-0-1	4	0	0	0	0	2	26
Brown	2-5	0-3	0-0	0-1-1	2	4	0	2	0	2	17
Gumbs	0-2	0-0	2-4	1-2-3	0	2	0	0	0	0	7
Franklin	7-14	3-7	0-0	0-1-1	2	17	2	4	0	1	27
Team				5-2-7							
<b>Tigers</b>	<b>25-65</b>	<b>7-27</b>	<b>12-18</b>	<b>15-27-42</b>	<b>17</b>	<b>69</b>	<b>10</b>	<b>17</b>	<b>3</b>	<b>8</b>	<b>225</b>

FG% 1st Half: 14-33 42.4% 2nd Half: 11-27 40.7% Game: 38.5%  
3-PT FG% 1st Half: 2-12 16.7% 2nd Half: 5-12 41.7% Game: 25.9%  
FT% 1st Half: 3-6 50.0% 2nd Half: 5-6 83.3% Game: 66.7%  
Officials: Bernard Clinton, Jeff Clark, Andrew Maira  
Technical fouls: None. Attendance: 1767

#### Score by Periods

	1st	2nd	OT	Total
Buffalo	27	38	13	78
Tigers	33	32	4	69

### GAME 3

#### NAVY 87 TIGERS 70

ANNAPOLIS, Md. - Chris Harris and Jordan Sugars each had career nights, combining for 61 points to lead Navy to an 87-70 victory.

Navy grabbed the lead (4-3) early on two Harris free throws and was never headed, shooting 52 per cent from the floor on the way to its third win over Towson in the 10-game series.

The Tigers defended most of the Navy players handily but couldn't stop Harris who accounted for over half of the Midshipmen's first half production with 22 points. He would add another 15 points for a career high 37 for the game.

"We were deathly fearful of this when we watched the film on Navy," said Tiger head coach Pat Kennedy. "We told our guys that if we didn't guard them they were going to shoot the heck of it. We couldn't guard Harris tonight."

TU trailed by as many as 10 points (36-26) at the 4:13 mark. A 13-4 Tigers' run cut Navy's lead to 40-39 with 1:20 left in the half but a three-point play by Harris with three seconds left sent the Midshipmen into the lockerroom with a 43-39 advantage.

The Tigers made a run at the Midshipmen in the second half, cutting the deficit to a point, 55-54, on Josh Brown's jumper at the 14:42 mark but a three-pointer by Harris on Navy's next trip down the floor ignited an 11-2 run that put the Midshipmen comfortably out front again. Towson would get no closer than seven points the rest of the way.

Harris picked up support from Sugars who also had a career night, scoring 24 points including 15 in the second half. Sugars buried six treys on six of eight shooting from beyond the arc.

The Tigers were led by sophomore RaShawn Polk who scored 19 points off the bench in his Towson debut.

#### TIGERS (1-2) 70

PLAYER	FG	3FG	FT	O-D-R	PF	TP	A	T	B	S	MIN
Brewster*	0-3	0-3	1-2	0-0-0	0	1	0	1	0	0	11
Smith*	4-11	0-2	7-7	3-1-4	1	15	1	3	0	1	31
Lee*	4-7	0-0	0-0	1-1-2	5	8	4	0	0	1	29
Morris*	0-1	0-1	0-2	0-0-0	2	0	3	1	1	0	12
Thornton*	0-5	0-4	0-0	1-2-3	0	0	0	0	0	0	19
Philmore	1-1	0-0	3-4	1-2-3	2	5	0	2	0	0	13
Brown	3-8	1-2	4-4	0-1-1	2	11	2	0	1	2	22
Polk	6-11	3-6	4-6	2-1-3	2	19	0	3	0	1	27
Gumbs	2-2	0-0	0-0	2-1-3	1	4	0	0	0	0	11
Franklin	2-6	2-4	1-1	0-1-1	5	7	4	2	0	2	25
Team				2-4-6							
<b>Tigers</b>	<b>22-55</b>	<b>6-22</b>	<b>20-26</b>	<b>12-14-26</b>	<b>20</b>	<b>70</b>	<b>14</b>	<b>15</b>	<b>2</b>	<b>7</b>	<b>200</b>

FG% 1st Half: 11-28 39.3% 2nd Half: 11-27 40.7% Game: 40.0%  
3-PT FG% 1st Half: 3-10 30.0% 2nd Half: 3-12 25.0% Game: 27.3%  
FT% 1st Half: 14-17 82.4% 2nd Half: 6-9 66.7% Game: 76.9% 3

#### NAVY (2-3) 87

PLAYER	FG	3FG	FT	O-D-R	PF	TP	A	T	B	S	MIN
Garcia*	0-2	0-1	2-3	0-7-7	1	2	9	1	0	2	38
Veazey*	2-5	0-0	1-2	3-2-5	3	5	0	1	0	0	14
Connolly*	1-4	0-1	0-0	0-1-1	0	2	4	2	0	2	17
Harris*	11-21	3-9	12-12	0-1-1	1	37	1	3	0	2	37
Sugars*	8-12	6-8	2-2	3-5-8	3	24	1	5	0	0	32
Blair	0-0	0-0	0-0	0-0-0	1	0	1	0	0	0	4
Brown	1-1	0-0	2-2	0-0-0	3	4	1	1	0	0	8
Avvoro	0-1	0-0	0-0	1-0-1	0	0	5	5	0	0	24
Banos	0-0	0-0	0-0	0-2-2	0	0					

# 2009-10 REVIEW

## GAME 4

### DAYTON 74 TIGERS 69

DAYTON, Ohio – Towson's upset bid fell short when an 18-point lead wilted under a frenzied Dayton comeback as the Flyers rallied to beat the Tigers 74-69, scoring the winning points in the final 1:28 of the game in Dayton Arena.

The victory set a new school record for consecutive wins at home for the Flyers with 22.

Josh Thornton's three-point shooting gave the Tigers the lead in the first half. After a 10-0 run put the Flyers out front 25-19, Thornton led a Towson charge, sinking four of his six first half treys as the Tigers outscored Dayton 23-8 to assume a 42-33 lead at the half.

Thornton scored 20 of his game high 22 points in the first half, going 6 of 6 from the beyond the arc. As a team the Tigers shot a blistering 64 per cent (9 of 14) from the beyond the arc.

The Tigers continued to frustrate the Flyers in the second half, building to their biggest lead, 64-46, with 9:36 left to play. That's when Dayton began its climb back into it.

"Time and scoring is something we have to learn," said Tiger head coach Pat Kennedy. "In the end, we make a few better decisions and it's a different outcome."

During Dayton's comeback the Tigers shot 1 for 7 from the field after a 52 per cent showing in the first half. Towson finished the contest shooting 46.4 per cent from the floor.

The Flyers outscored the Tigers 28-5 in the stretch, and hit some key three pointers of their own (8 of 21 for the game). Chris Johnson completed the comeback with a trey from the deep corner that finally put the Flyers ahead, 70-69 with 1:28 left in the game. Paul Williams banged home another less than a minute later that sealed it.

Calvin Lee was the only other Towson player in double figures with 12 points. Robert Nwankwo, returning to the lineup after riding the bench for the last two games, collected a game high 10 rebounds.

#### TIGERS (1-3) 69

PLAYER	FG	3FG	FT	O-D-R	PF	TP	A	T	B	S	MIN
Smith*	2-4	2-3	0-0	0-2-2	3	6	2	1	0	1	19
Nwankwo*	3-6	0-0	0-4	5-5-10	3	6	0	1	1	1	24
Lee*	6-11	0-0	0-0	1-4-5	4	12	3	3	0	0	38
Thornton*	8-13	6-9	0-0	0-1-1	1	22	3	1	0	1	26
Franklin*	2-8	0-3	2-3	1-0-1	4	6	3	5	0	2	21
Philmore	0-0	0-0	0-0	0-0-0	1	0	0	0	0	0	9
Polk	2-5	1-3	2-3	1-2	2	7	1	1	0	1	16
Gumbs	0-3	0-0	0-0	1-0-1	1	0	0	0	0	0	9
Morris	0-1	0-0	1-2	0-2-2	1	1	4	3	0	0	19
Brewster	3-5	3-4	0-0	1-5-6	4	9	0	1	0	0	19
Team			1-1								
<b>Tigers</b>	<b>26-56</b>	<b>12-22</b>	<b>5-12</b>	<b>10-21-31</b>	<b>24</b>	<b>69</b>	<b>16</b>	<b>16</b>	<b>1</b>	<b>6</b>	<b>200</b>

FG% 1st Half: 16-31 51.6% 2nd Half: 10-25 40.0% Game: 46.4%  
3-Pt. FG% 1st Half: 9-14 64.3% 2nd Half: 3-8 37.5% Game: 54.5%  
FT% 1st Half: 1-3 33.3% 2nd Half: 4-9 44.4% Game: 41.7%

#### DAYTON (3-2) 74

PLAYER	FG	3FG	FT	O-D-R	PF	TP	A	T	B	S	MIN
Johnson*	4-10	2-6	0-0	1-5-4	3	10	4	2	0	0	30
Wright*	5-7	0-1	10-11	3-6-9	1	20	1	2	1	0	32
Huelsman*	3-4	0-0	0-0	2-1-3	1	6	0	2	0	1	22
Perry*	3-7	3-5	0-1	0-1-1	2	9	4	1	0	0	22
Johnson*	4-10	1-3	3-5	1-2-3	0	12	5	0	0	2	32
Warren	1-1	0-0	1-2	0-1-1	4	3	4	3	1	0	18
Williams	1-4	1-2	1-2	1-4-5	1	4	1	1	0	0	25
Fabrizius	3-8	1-4	0-0	0-4-4	3	7	0	0	0	0	10
Searcy	1-2	0-0	1-1	2-1-3	0	3	1	2	0	0	9
Team			0-1								
<b>Dayton</b>	<b>25-53</b>	<b>8-21</b>	<b>16-22</b>	<b>10-24-34</b>	<b>15</b>	<b>74</b>	<b>20</b>	<b>13</b>	<b>2</b>	<b>3</b>	<b>200</b>

FG% 1st Half: 12-30 40.0% 2nd Half: 13-23 56.5% Game: 47.2%  
3-Pt. FG% 1st Half: 2-11 18.2% 2nd Half: 6-10 60.0% Game: 38.1%  
FT% 1st Half: 7-9 77.8% 2nd Half: 9-13 69.2% Game: 72.7%  
Officials: Joe Lindsay, Mark Schur, Jeffrey Anderson  
Technical fouls: None. Attendance: 12,730

Score by Periods	1st	2nd	Total
Tigers	42	27	69
Dayton	33	41	74

## GAME 5

### UMBC 77 TIGERS 82

TOWSON, Md. – Robert Nwankwo registered career highs with 17 points and 14 rebounds as the Tigers held off stubborn UMBC to hand the winless Retrievers (0-6) an 82-77 loss in the 51st meeting between the two local schools.

The Tigers, who never trailed in the game, clinched the victory in the final seconds on a clutch defensive play by sophomore guard Troy Franklin.

With the Tigers clinging to an 80-77 advantage and the Retrievers setting up for a final shot, Franklin stole the ball at midcourt from UMBC's Chris De La Rosa and passed to Nwankwo, who was all alone for a dunk that settled the issue.

"Every game is different in college basketball," said Tiger head coach Pat Kennedy. "You have conference games, non-conference games and then you have neighborhood games. This was a neighborhood game. They were desperate to get a 'w' and Randy (Monroe) does a heckuva job with his guys. They're young and a tough bunch of kids. We had to convince our guys this was going to be a huge battle for us, as is every game is going to be for us."

Nwankwo, who shot 8-for-9 from the floor, posted the second "double double" of his college career. In addition to his game high 14 rebounds, he had four blocked shots.

Josh Thornton, who scored 17 of his game high 23 points in the first half, hit back-to-back three-pointers in the opening minutes as the Tigers jumped out to a 10-3 lead. The Tigers, who led by as much as 39-24 in the first half, owned a 44-37 advantage at halftime. In the first half, the Tigers shot 50 per cent from the floor and made 8 of 13 three-point field goal attempts. Thornton was 5 of 7 from long range.

RaShawn Polk added 12 points off the bench for the Tigers, who beat UMBC for the 33rd time in series.

#### UMBC (0-0) 77

PLAYER	FG	3FG	FT	O-D-R	PF	TP	A	T	B	S	MIN
DeLaRosa*	3-10	0-1	4-6	2-3-5	1	10	7	4	0	0	31
Jackson*	2-5	0-0	3-4	1-0-1	2	7	0	1	3	0	30
Satchell*	5-10	0-0	1-3	1-3-4	3	11	0	1	0	0	23
Spadafora*	1-3	0-0	1-2	1-2-3	4	3	0	2	0	1	17
Gilliam*	5-9	1-3	2-2	1-2-3	3	13	3	4	0	3	33
Groce	0-4	0-3	2-2	0-1-1	0	2	5	0	0	0	29
Grant	10-14	4-6	4-6	1-4-5	0	28	1	0	0	2	26
Neller	1-2	1-2	0-0	0-0-0	0	3	0	0	0	0	5
Wasco	0-1	0-0	1-0-1	0-0-0	0	1	0	0	0	0	6
Team			3-1-4								
<b>UMBC27-58</b>	<b>6-15</b>	<b>17-25</b>	<b>11-26-37</b>	<b>13</b>	<b>77</b>	<b>17</b>	<b>12</b>	<b>3</b>	<b>6</b>	<b>200</b>	

FG% 1st Half: 15-32 46.9% 2nd Half: 12-26 46.2% Game: 46.6%  
3-Pt. FG% 1st Half: 2-6 33.3% 2nd Half: 4-9 44.4% Game: 40.0%  
FT% 1st Half: 5-10 50.0% 2nd Half: 12-15 80.0% Game: 68.0% 4

#### TIGERS (2-3) 82

PLAYER	FG	3FG	FT	O-D-R	PF	TP	A	T	B	S	MIN
Smith	0-3	0-0	2-2	3-2-5	1	2	0	1	0	0	15
Thornton*	8-15	7-12	0-0	2-1-3	3	23	0	3	0	0	31
Franklin*	1-6	1-2	1-2	0-3-3	1	4	10	3	0	3	27
Nwankwo*	8-9	0-0	1-4	4-10-14	4	17	2	1	4	2	31
Lee*	3-14	0-0	3-4	1-4-5	3	9	3	1	0	1	33
Philmore	1-1	1-1	2-2	0-1-1	4	5	0	0	0	0	9
Brown	0-1	0-1	1-2	0-1-1	1	1	2	1	0	0	10
Polk	6-12	2-4	0-0	2-0-2	0	14	1	2	2	2	22
Gumbs	2-2	0-0	0-0	0-2-2	0	4	1	0	0	0	5
Morris	1-2	0-1	1-1	0-0-0	2	3	7	1	0	0	13
Brewster	0-1	0-1	0-0	0-0-0	0	0	0	0	0	0	4
Team			2-2-2								
<b>Tigers</b>	<b>30-66</b>	<b>11-22</b>	<b>11-17</b>	<b>14-24-38</b>	<b>19</b>	<b>82</b>	<b>26</b>	<b>12</b>	<b>6</b>	<b>8</b>	<b>200</b>

FG% 1st Half: 18-36 50.0% 2nd Half: 12-30 40.0% Game: 45.5%  
3-Pt. FG% 1st Half: 8-13 61.5% 2nd Half: 3-9 33.3% Game: 50.0%  
FT% 1st Half: 0-2 0.0% 2nd Half: 11-15 73.3% Game: 64.7% 2  
Officials: Paul Faia, Bob Testa, Jeff Nichols  
Technical fouls: None. Attendance: 2893

Score by Periods	1st	2nd	Total
UMBC	37	40	77
Tigers	44	38	82

## GAME 6

### HOFSTRA 84 TIGERS 64

TOWSON, Md. – The Tigers didn't have an answer for Hofstra's inside game led by 6-9 forward Miklos Szabo who scored a career high 22 points on 11 of 14 shooting to lead the Pride to an 84-64 victory over Towson in the Colonial Athletic Association opener for both teams.

"Hofstra was well prepared for us," said Tiger head coach Pat Kennedy. "The things that we wanted to try to do they countered and took us out of. Then it became a snowball effect. We did not play well individually or collectively."

Szabo was one of three Hofstra players to score in double figures. Junior guard Charles Jenkins, the CAA's Pre-Season Player of the Year and the league's leading scorer, added 21 points while freshman Halil Kanacevic came off the bench to score ten points.

Hofstra, which has won four of its last five games, took control of the game midway through the first half. After the Tigers tied the game at 15-15 on a three-point basket by David Brewster with 9:54 left, the Pride scored 16 of the next 20 points to grab a 31-19 lead with 3:33 left in the first half. Jenkins scored 10 points in the first half as Hofstra went to halftime with a 38-27 lead.

Early in the second half, Josh Thornton nailed a three-point basket to pull the Tigers to within 47-39 with 17:13 left in the game. However, the Pride responded with a 20-8 spurt and assumed a 67-47 lead with 10:16 remaining in the contest.

In the final ten minutes, Hofstra led by as many as 26 points when Cornelius Vines connected on a three-point basket with 5:55 left in the game.

After connecting on only 38.2 per cent of its field goal attempts in the first half, Hofstra made 20 of 35 shots after intermission.

Calvin Lee led the Tigers with 14 points and seven rebounds while Thornton added 11 points. Brewster scored ten points off the bench.

#### HOFSTRA (5-3, 1-0) 84

PLAYER	FG	3FG	FT	O-D-R	PF	TP	A	T	B	S	MIN
Lester*	2-8	1-1	4-5	2-5-7	2	9	3	2	2	2	34
Szabo*	11-14	0-0	5-8	5-9-8	2	22	0	1	0	1	24
Jenkins*	7-13	2-4	5-9	0-4-4	2	21	3	2	0	1	33
Vines*	3-12	2-6	0-0	0-5-5	1	8	6	0	0	3	29
Washington*	3-7	0-0	2-2	3-4-7	3	8	1	0	0	0	23
Williams	2-6	0-1	0-0	0-2-2	3	4	1	2	0	0	16
Imes	1-1	0-0	0-0	1-2	1	2	0	1	0	1	8
Kanacevic	4-6	0-1	2-4	2-3-5	4	10	1	0	0	1	23
Jules	0-2	0-0	0-0	0-0-0	0	0	0	0	0	0	7
Grogan	0-0	0-0	0-0	0-1-0	0	0	0	0	0	0	3
Hofstra	<b>33-69</b>	<b>5-13</b>	<b>13-20</b>	<b>13-28-41</b>	<b>18</b>	<b>84</b>	<b>15</b>	<b>9</b>	<b>2</b>	<b>9</b>	<b>200</b>

FG% 1st Half: 13-34 38.2% 2nd Half: 20-35 57.1% Game: 47.8%  
3-Pt. FG% 1st Half: 4-8 50.0% 2nd Half: 1-5 20.0% Game: 38.5%  
FT% 1st Half: 8-12 66.7% 2nd Half: 5-8 62.5% Game: 64.7%

#### TIGERS (2-4, 0-1) 64

PLAYER	FG	3FG	FT	O-D-R	PF	TP	A	T	B	S	MIN
Smith*	1-3	1-1	1-2	1-1-2	2	4	0	2	1	0	19
Thornton*	4-13	1-4	4-2	2-0-4	4	1	1	2	0	1	22
Franklin*	0-1	0-1	0-1	1-3-4	0	4	3	0	0	0	18
Nwankwo*	3-4	0-0	1-2	2-6-8	2	7	0	3	3	0	25
Lee*	4-8	0-0	6-6	2-5-7	4	14	0	1	3	0	29
Philmore	1-3	0-0	4-4	1-2-3	0	6	0	0	0	1	19
Smith	1-1	0-0	0-0	0-0-0	2	2	0	0	0	0	3
Brown	3-6	1-4	0-0	0-2-2	0	7	1	0	0	1	11
Polk	0-6	0-3	0-0	2-4-6	0	1	3	0	1	1	16
Morris	1-4	0-3	1-2	0-3-3	1	3	5	0	0	0	20
Brewster	4-8	2-5	0-0	0-0-0	2	10	0	1	1	0	17
Quinn	0-0	0-0	0-0	0-0-0							



# GAME 7 GW 73 TIGERS 69

TOWSON, Md. - After rallying from a 12-point deficit in the final nine minutes, the Tigers fell short when George Washington's Tony Taylor connected on an 18-foot jumper from the top of the key with 27 seconds remaining as the 8-2 Colonials held off an upset bid by the 2-5 Tigers.

Taylor's jumper snapped a 69-69 tie. With 9:24 left, Tim Johnson scored on a fast break slam dunk to give the Colonials a 61-49 lead. Over the next eight minutes, the Tigers gradually chipped away at the deficit. With 1:02 left Josh Thornton hit an off-balance three-point jumper from the left side to tie the game at 69-69. It was the first time that the game had been tied since the score was tied at 8-8 early in the first half.

Taylor, who scored nine points in the game, dribbled around for 15 seconds looking for an open teammate. With the shot clock winding down, he squared up and nailed the 18-footer to give the Colonials the lead.

Electing to go for the win, the Tigers went back to Thornton. With nine seconds left, his off-balance three-pointer in traffic was off the mark. Travis King rebounded the miss and fed Aaron Ware, who scored on an uncontested layup with a second left.

In the second half, the Colonials held off several Tiger runs before pulling out to a 61-49 lead with 9:24 remaining.

Brewster led the Tigers with a career high-matching 16 points while Thornton added 14 markers. RaShawn Polk gave the Tigers a lift off the bench as he scored 13 points on four-for-six shooting from three-point range.

Robert Nwankwo led the Tigers' rebounding effort with a game high 13 rebounds. He also scored nine points and blocked four shots.

GEORGE WASHINGTON (7-2) 73												
PLAYER	FG	3FG	FT	O-D-R	PF	TP	A	T	B	S	MIN	
Taylor*	3-9	1-3	2-5	0-4-4	3	9	1	2	0	1	26	
Ware*	2-6	0-0	0-0	0-7-7	3	4	1	2	0	3	22	
Kromah*	2-6	1-2	0-2	0-0-0	3	5	1	2	0	1	20	
Hollis*	4-4	0-0	5-6	3-4-7	3	13	0	5	2	0	22	
Katuka*	3-3	0-0	3-5	2-2-4	2	9	1	1	1	0	23	
Smith	0-4	0-1	1-2	2-0-2	2	1	1	1	0	1	5	
King	3-4	1-2	1-2	0-2-2	2	8	0	0	0	1	14	
Bynes	3-4	1-1	0-0	1-2-3	2	7	2	1	0	1	18	
Pellom	1-1	0-0	1-2	1-0-1	0	3	4	0	1	1	17	
Johnson	4-8	0-2	4-4	1-0-1	2	12	0	2	0	0	17	
Opoku	0-1	0-0	2-2	0-4-4	3	2	0	2	1	1	16	
Team				2-2-4								
<b>GW</b>	<b>25-50</b>	<b>4-11</b>	<b>19-30</b>	<b>12-27-39</b>	<b>25</b>	<b>73</b>	<b>11</b>	<b>18</b>	<b>5</b>	<b>9</b>	<b>200</b>	

FG% 1st Half: 13-29 44.8% 2nd Half: 12-21 57.1% Game: 50.0%  
3-PT FG% 1st Half: 2-7 28.6% 2nd Half: 2-4 50.0% Game: 36.4%  
FT% 1st Half: 11-16 68.8% 2nd Half: 8-14 57.1% Game: 63.3%

TIGERS (2-5) 69												
PLAYER	FG	3FG	FT	O-D-R	PF	TP	A	T	B	S	MIN	
Morris*	0-3	0-0	2-2	1-2-3	3	2	8	4	1	0	26	
Brewster*	5-16	3-8	3-4	2-4-6	2	16	0	3	0	1	29	
Thornton*	5-12	2-8	2-2	3-4-6	3	14	1	1	0	1	18	
Nwankwo*	3-6	0-0	3-7	8-5-13	3	9	0	1	4	3	33	
Lee*	3-4	0-0	3-5	1-4-5	4	9	0	1	1	2	28	
Brown	0-2	0-0	0-0	0-0-0	0	0	1	0	0	0	11	
Polk	4-9	4-6	1-3	0-2-2	3	13	0	0	0	1	23	
Smith	2-2	1-1	0-1	0-1-1	0	5	0	1	0	0	18	
Franklin	0-5	0-2	1-2	0-0-0	4	1	2	3	0	0	14	
Team				1-1-1								
<b>Tigers</b>	<b>22-59</b>	<b>10-25</b>	<b>15-26</b>	<b>16-21-37</b>	<b>22</b>	<b>69</b>	<b>12</b>	<b>14</b>	<b>6</b>	<b>8</b>	<b>200</b>	

FG% 1st Half: 11-31 35.5% 2nd Half: 11-28 39.3% Game: 37.3%  
3-PT FG% 1st Half: 5-10 50.0% 2nd Half: 5-15 33.3% Game: 40.0%  
FT% 1st Half: 4-10 40.0% 2nd Half: 11-16 68.8% Game: 57.7%  
Officials: Paul Faia, Jerry Heater, George Henry  
Technical fouls: None. Attendance: 1558

Score by Periods	1st	2nd	Total
George Washington	39	34	73
Tigers	31	38	69

# GAME 8 TIGERS 82 HAMPTON 74

TOWSON, Md. - Calvin Lee scored a team high 18 points and got support from front court mate Robert Nwankwo who registered a double-double with 11 points and a career high 18 rebounds as Towson held off Hampton by an 82-74 run in a non-conference match up.

Josh Thornton's three-point basket just 2:30 into the contest gave the Tigers a lead (10-8) they would not surrender the rest of the way. Towson led by as many as 13 points (68-55) before the Pirates closed the gap with a 15-4 run that trimmed the Tigers' advantage to 72-70 on a three-point bucket by Vincent Simpson with 1:26 left in the game.

Simpson led all scorers with 31 points before fouling out in the final 26 seconds.

Towson struggled from the free throw line early and then sank 10 straight in the final 1:16. Lee, who scored six of Towson's final 12 points, and Troy Franklin combined to go eight for eight in the stretch to help the Tigers preserve the victory. Lee and Franklin together were 15 of 17 from the foul line. The rest of the Tigers were 5 of 12.

"We've really been concerned about our defense," said Tiger head coach Pat Kennedy. "We've not been able to consistently stop people. But I was real pleased with the first half."

The Tigers built a 12-point lead, 40-28 and took a 40-30 lead into the lockerroom at halftime. Towson maintained a double-digit lead throughout most of the second half until the Pirates turned up the pressure and made their run that fell short. Hampton forced 16 Towson turnovers with nine of the boots coming off steals.

HAMPTON (2-9) 74												
PLAYER	FG	3FG	FT	O-D-R	PF	TP	A	T	B	S	MIN	
Pellum*	2-12	0-6	1-2	0-1-1	0	5	1	0	0	1	24	
Simpson*	12-22	3-8	4-4	0-3-3	5	31	5	1	0	2	38	
Funches*	4-7	1-1	2-5	2-3-5	4	11	2	1	2	0	23	
Freeman*	4-9	0-0	5-7	6-4-10	3	13	1	2	3	2	37	
Lola *	1-1	0-0	1-2	0-2-2	2	3	0	0	0	0	13	
Brooks	0-2	0-1	0-0	0-1-1	3	0	2	1	0	2	19	
Tolson	2-3	0-0	0-0	0-1-1	3	4	1	2	1	1	5	
Morgan	3-14	0-6	1-5	5-4-9	2	7	1	2	0	1	25	
Ntoko	0-0	0-0	0-0	0-0-0	1	0	0	0	0	0	1	
Reed	0-0	0-0	0-0	1-0-1	0	0	0	0	0	0	15	
Team				3-2-5								
<b>Hampton</b>	<b>28-70</b>	<b>4-22</b>	<b>14-25</b>	<b>17-21-38</b>	<b>23</b>	<b>74</b>	<b>13</b>	<b>10</b>	<b>5</b>	<b>9</b>	<b>200</b>	

FG% 1st Half: 10-31 32.3% 2nd Half: 18-39 46.2% Game: 40.0%  
3-PT FG% 1st Half: 2-12 16.7% 2nd Half: 2-10 20.0% Game: 18.2%  
FT% 1st Half: 8-13 61.5% 2nd Half: 6-12 50.0% Game: 56.0%

TIGERS (3-5) 82												
PLAYER	FG	3FG	FT	O-D-R	PF	TP	A	T	B	S	MIN	
Morris*	1-2	0-0	0-1	0-5-5	2	2	4	3	0	1	19	
Brewster*	2-9	0-4	0-1	0-2-2	1	4	0	3	0	1	32	
Thornton*	2-6	2-3	0-0	0-0-0	1	6	1	1	0	0	16	
Nwankwo*	5-7	0-0	1-5	7-11-18	3	11	2	1	3	1	31	
Philmore	7-10	0-0	4-4	1-4-5	3	18	3	2	1	0	26	
Lee*	1-3	0-0	0-0	3-3-6	3	2	1	1	0	0	9	
Brown	0-3	0-1	2-2	0-0-0	1	2	0	1	0	1	10	
Polk	5-8	1-2	1-1	2-0-2	2	12	0	1	0	1	17	
Smith	3-7	1-2	1-2	1-4-5	3	8	1	0	0	0	22	
Franklin	3-6	0-0	1-1	1-1-2	1	17	1	3	0	0	18	
Team				1-3-4								
<b>Tigers</b>	<b>29-61</b>	<b>4-12</b>	<b>20-29</b>	<b>16-33-49</b>	<b>20</b>	<b>82</b>	<b>13</b>	<b>16</b>	<b>4</b>	<b>5</b>	<b>200</b>	

FG% 1st Half: 15-29 51.7% 2nd Half: 14-32 43.8% Game: 47.5%  
3-PT FG% 1st Half: 2-9 25.0% 2nd Half: 2-4 50.0% Game: 33.3%  
FT% 1st Half: 8-11 72.7% 2nd Half: 12-18 66.7% Game: 69.0%  
Officials: Haywood Bostic, Nathan Quick, John Gwynn  
Technical fouls: None. Attendance: 230

Score by Periods	1st	2nd	Total
Towson	30	44	74
Hampton	40	42	82

# GAME 9 MORGAN 87 TIGERS 80

BALTIMORE, Md. - Morgan State wrestled a 13-point lead away from Towson early and never gave it back as the homestanding Bears topped the Tigers 87-80 in Hill Field House.

It was the 24th meeting between the two local schools. The Bears now lead the series, 13-11.

The speeding train Towson was riding in the first half jumped the tracks, derailing at the 10:35 mark when RaShawn Polk's put back gave the Tigers' their biggest lead, 25-12. Towson's collapse followed. Morgan started hitting its shots and pounding the boards, outscoring the Tigers 34-10 the rest of the half to assume a 46-35 lead at the break.

Josh Thornton finished with a team high 21 points for Towson, scoring 18 in the first half including 14 of the Tigers' first 25 points with some dead-on three point shooting. But the Tigers had no answer for the Bears' 6-8 forward, Kevin Thompson, who had his national leading ninth double-double by halftime. He finished with career highs of 23 points and 25 rebounds as Morgan out-rebounded the Tigers by an astounding 58-31 margin.

Reggie Holmes, the nation's fifth leading scorer with a 25.1 average, scored the first bucket of the second half to give Morgan its biggest lead of the game, 48-35. The Tigers slowly clawed their way back into the action and cut the Bears' lead to two, 80-78, on a Troy Franklin layup with 55 seconds left in the contest. But Holmes, who scored 20 points on six of 20 shooting from the floor, countered six seconds later with a pair of free throws followed by DeWayne Jackson's three-point play for an 85-78 lead with 31 seconds left.

The Tigers struggled at the free throw line, making only 12 of 24 attempts. They shot almost 50 per cent from the floor, going 8 of 15 from long range.

Robert Nwankwo tallied a career high 19 points, pulled down 9 boards and blocked 5 shots. Calvin Lee chipped in with 14 points and six blocks. Polk added 12 points off the bench.

TIGERS (3-6) 80												
PLAYER	FG	3FG	FT	O-D-R	PF	TP	A	T	B	S	MIN	
Smith*	0-5	0-1	2-2	1-1-2	4	2	2	2	0	0	13	
Nwankwo*	9-17	0-0	1-4	5-4-9	1	19	0	2	5	0	38	
Lee*	4-11	0-0	6-8	1-2-3	3	14	0	2	6	0	35	
Morris*	1-2	0-0	0-2	0-2-2	1	2	5	1	0	0	21	
Thornton*	7-15	6-10	1-2	0-2-2	3	21	5	1	0	0	38	
Philmore	1-1	0-0	0-0	2-0-2	3	2	0	0	0	0	6	
Brown	1-1	0-0	0-0	0-0-0	0	2	0	0	0	0	3	
Polk	5-7	1-2	1-2	2-3-5	4	12	0	0	0	1	25	
Brewster	0-0	0-0	0-0	0-1-1	0	0	0	0	0	0	2	
Franklin	2-4	1-2	1-4	0-1-1	3	6	2	3	0	4	19	
Team				1-3-4								
<b>Tigers</b>	<b>30-63</b>	<b>8-15</b>	<b>12-24</b>	<b>12-19-31</b>	<b>22</b>	<b>80</b>	<b>14</b>	<b>11</b>	<b>11</b>	<b>5</b>	<b>200</b>	

FG% 1st Half: 13-29 44.8% 2nd Half: 17-34 50.0% Game: 47.6%  
3-PT FG% 1st Half: 5-8 62.5% 2nd Half: 3-7 42.9% Game: 53.3%  
FT% 1st Half: 4-9 44.4% 2nd Half: 8-15 53.3% Game: 50.0%

MORGAN STATE (7-4) 87												
PLAYER	FG	3FG	FT	O-D-R	PF	TP	A	T	B	S	MIN	
Jackson*	3-11	1-3	4-6	1-3-4	3	11	1	3	0	0	25	
Thompson*	10-19	0-0	3-7	13-12-25	3	23	0	0	0	0	37	
Stokes*	3-4	0-0	0-0	1-5-6	3	6	0	0	1	0	21	
Holmes*	6-20	0-9	8-8	3-1-4	2	20	0	3	0	1	35	
Thomas*	0-1	0-0	1-2	0-0-0	1	1	0	0	0	0	8	
Smith	2-5	0-0	3-4	2-2-4	2	7	10	4	0	1	34	
Davis	3-7	1-3	1-2	1-1-2	1	8	1	0	0	0	11	
Smith	4-9	1-3	2-2	2-4-6	2	11	3	2	0	2	24	
Long	0-1	0-0	0-0	1-0-1	1	0	1	0	0	0	5	
Team				6-0-6								
<b>Morgan</b>	<b>31-77</b>	<b>3-18</b>	<b>22-31</b>	<b>30-28-58</b>	<b>18</b>	<b>87</b>	<b>15</b>	<b>13</b>	<b>1</b>	<b>5</b>	<b>200</b>	

FG% 1st Half: 15-36 41.7% 2nd Half: 16-41 39.0% Game: 40.3%  
3-PT FG% 1st Half: 2-7 28.6% 2nd Half: 1-11 9.1% Game: 16.7%  
FT% 1st Half: 14-18 77.8% 2nd Half: 8-13 61.5% Game: 71.0%  
Officials: Louie Andrakakos, Alvin Cox, Donny Epley  
Technical fouls: None. Attendance: 988

Score by Periods	1st	2nd	Total
Tigers	35	45	80
Morgan State	46	41	87

# 2009-10 REVIEW

## GAME 10

### BOWLING GREEN 70 TIGERS 69

TOWSON, Md. – Towson fought back from a 15-point deficit to climb to within one of Bowling Green's lead but Otis Polk's steal of an inbound pass underneath the Tigers' basket with 3.2 seconds left preserved the Falcons' 70-69 victory in a non-conference game in the Towson Center.

Polk was the difference for the Falcons. He finished with a double-double, scoring a team high 17 points and grabbing a game high 16 rebounds as Bowling Green improved to 6-5 with the win. Towson slipped to 3-7.

"We got killed inside," Towson coach Pat Kennedy said as he watched Bowling Green outbounce the Tigers 45-35 and score 50 of their 70 points in the paint.

The Tigers began struggling in the latter part of the first half when the Falcons broke a 25-25 tie with a 12-4 run to take a 37-29 lead at the break. They maintained their lead the rest of the way.

Polk's put back at the 18:21 mark of the second half gave the Falcons' their largest lead, 44-29. Towson kept chipping away at Bowling Green's margin, finally cutting it to one when Josh Thornton hit three free throws after being fouled outside the arc with 3.4 seconds remaining.

The Falcons then lost the ball out of bounds with 3.2 seconds left. That's when Polk swiped Brian Morris' inbound pass directly underneath Towson's basket as the final seconds ticked away.

Towson's big man in the middle, Robert Nwankwo, paced the Tigers with a double-double of his own, netting 12 points and hauling in 11 rebounds. He also blocked six shots. Thornton and Jarrel Smith shared scoring honors with 17 points each.

Polk got scoring help from Dee Brown who finished with 15 points and Joe Jakubowski with 12 points.

Both teams missed opportunities from the free throw line where the Falcons were 6 of 16 and the Tigers were 7 of 14.

#### BOWLING GREEN (5-5) 70

PLAYER	FG	3FG	FT	O-D-R	PF	TP	A	T	B	S	MIN
Thomas*	4-12	2-8	0-2	15-6	2	10	2	2	1	0	36
Jakubowski*	4-8	1-2	3-5	13-4	0	12	1	2	0	4	33
Brown*	6-9	1-2	2-5	0-11	0	15	2	1	0	1	34
Marschall*	3-10	0-0	0-2	6-4-10	2	6	4	5	0	2	30
Polk*	8-17	0-0	1-2	7-9-16	3	17	0	4	1	2	35
Crawford	3-5	0-1	0-0	0-0-0	1	6	3	1	0	0	13
Eiger 0-1	0-1	0-0	0-1-1	2	0	0	0	0	0	4	15
Larson	2-2	0-0	0-0	1-3-4	1	4	0	0	1	0	13
Team				2-1-3							
BGSU	30-64	4-14	6-16	18-27-45	11	70	12	15	3	9	200

FG% 1st Half: 19-39 46.2% 2nd Half: 12-25 48.0% Game: 46.9%  
3-PT FG% 1st Half: 1-14 3.3% 2nd Half: 3-7 42.9% Game: 28.6%  
FT% 1st Half: 0-0 0.0% 2nd Half: 6-16 37.5% Game: 37.5%

#### TIGERS (3-7) 69

PLAYER	FG	3FG	FT	O-D-R	PF	TP	A	T	B	S	MIN
Morris*	0-1	0-0	0-0-0	0-0-0	2	0	5	4	0	1	21
Smith*	6-9	5-7	0-0	0-2-2	1	17	0	1	2	0	27
Thornton*	5-14	4-10	3-3	0-2-2	1	17	3	2	0	1	33
Nwankwo*	5-8	0-0	2-7	4-7-11	3	12	0	3	6	0	35
Lee*	6-12	0-1	0-0	1-4-5	1	12	4	1	1	1	35
Philmore	0-2	0-0	0-0-0	0-0-0	1	0	0	1	0	0	5
Brown	1-3	0-1	0-0	1-2-2	0	2	0	0	0	7	7
Polk	1-5	0-3	0-2	2-2-4	1	2	2	1	0	2	17
Franklin	2-6	1-3	2-2	1-1-2	3	7	5	4	0	2	20
Team				3-4-7							
Tigers	26-60	10-25	7-14	12-23-35	13	69	19	17	9	7	200

FG% 1st Half: 12-31 38.7% 2nd Half: 14-29 48.3% Game: 43.3%  
3-PT FG% 1st Half: 5-14 35.7% 2nd Half: 5-11 45.5% Game: 40.0%  
FT% 1st Half: 0-3 0.0% 2nd Half: 7-11 63.6% Game: 50.0%  
Officials: Sean Hull, Jim Haney, Clarence Armstrong  
Technical fouls: None. Attendance: 1417

Score by Periods	1st	2nd	Total
Bowling Green	37	33	70
Tigers	29	40	69

## GAME 11

### GEORGIA STATE 70 TIGERS 61

ATLANTA, Ga. – Towson rallied from 15 points down but couldn't hold off a late Georgia State counter attack as the Panthers won their eighth straight at home by downing the Tigers 70-61.

Robert Nwankwo scored the game's first points on a layup to give the Tigers a 2-0 lead that was short-lived. The Panthers' Trae Goldston answered with back-to-back three-point baskets that sent Georgia State to the front for the rest of the half and early into the second session.

The Tigers had trouble finding the hoop, shooting 25 per cent (8 for 31) while the Panthers enjoyed the fruits of making 12 of 24 attempts.

GSU went on a 12-0 run midway in the first period to assume its largest lead, 25-10. The Tigers chiseled away at the deficit, climbing to within 4 on Isaiah Philmore's layup with 32 seconds left in the session. The Panthers took a 33-29 lead into the break.

The Tigers continued their rally at the outset of the second half. Nwankwo's two made free throws at the 14:58 mark finally erased Georgia State's lead and put the Tigers out front 40-39. There were 4 lead changes and 4 ties before Trey Hampton's 2 free throws put the Panthers on top for the remainder of the contest, 55-53. Josh Thornton hit a couple of 3-pointers that cut GSU's lead to 60-59 but Hampton, who tallied a game and career high 22 points on 9-10 shooting, followed with one of many put backs.

The Tigers had to resort to fouling in the stretch, putting the Panthers on the free throw line where they made six straight attempts in the last 60 seconds for a 66-59 lead with 9.9 seconds remaining.

Thornton led the Tigers with 14 points, netting 12 in the second half on 4 treys. Isaiah Philmore came off the bench to add a career high 11 points. Nwankwo finished with 8 boards and a career high seven blocks.

#### TIGERS (3-8, 0-2) 60

PLAYER	FG	3FG	FT	O-D-R	PF	TP	A	T	B	S	MIN
Smith*	1-7	1-2	4-4	1-3-4	3	7	0	2	0	0	23
Nwankwo*	2-7	0-0	2-4	4-4-8	1	6	2	1	7	1	33
Lee*	2-10	0-1	0-0	4-0-4	3	4	1	2	0	2	28
Thornton*	4-7	4-6	2-2	0-3-3	2	14	0	2	1	0	28
Franklin*	1-5	0-3	4-6	0-0-0	4	6	2	0	0	2	25
Philmore	4-8	0-0	3-5	3-1-4	3	11	0	3	1	0	19
Brown	1-3	0-0	0-2	0-2-2	2	2	0	0	0	1	8
Polk	3-6	1-3	1-1	3-3-6	1	8	0	0	0	0	21
Morris	1-3	1-2	0-2	0-0-0	1	3	3	4	0	0	15
Team				3-2-5							
Tigers	19-56	7-17	16-26	18-18-36	20	61	8	14	9	6	200

FG% 1st Half: 9-31 29.0% 2nd Half: 11-25 44.0% Game: 33.9%  
3-PT FG% 1st Half: 3-7 42.9% 2nd Half: 4-10 40.0% Game: 41.2%  
FT% 1st Half: 10-16 62.5% 2nd Half: 6-10 60.0% Game: 61.5% 5

#### GEORGIA STATE (8-6, 2-0) 70

PLAYER	FG	3FG	FT	O-D-R	PF	TP	A	T	B	S	MIN
Hampton*	9-10	0-0	4-6	0-4-4	3	22	1	3	4	1	30
Hansbro*	5-11	0-1	0-0	1-4-5	2	10	0	0	2	1	32
Dukes*	4-10	0-0	5-6	4-6-10	2	13	7	3	0	1	36
Johnson*	0-2	0-0	0-0	0-0-0	3	0	2	2	0	0	17
Goldston*	5-11	3-7	5-5	1-3-4	1	18	1	1	0	1	35
Fields	2-4	0-1	1-5	2-1-3	1	5	0	1	0	2	16
Curry	0-2	0-1	0-0	1-2-3	2	2	0	0	0	1	10
Alt	0-0	0-0	0-0	0-0-0	2	0	0	0	0	0	1
Vincent	0-0	0-0	0-1	1-0-1	0	0	0	0	1	1	5
Lott	1-4	0-0	0-0	3-1-4	4	2	1	2	1	0	18
Team	0-1	0-1	0-0	0-0-0	0	0	0	0	0	0	8
Georgia St.	26-55	3-11	15-23	15-24-39	20	70	14	12	8	9	200

FG% 1st Half: 12-24 50.0% 2nd Half: 14-31 45.2% Game: 47.3%  
3-PT FG% 1st Half: 2-7 28.6% 2nd Half: 1-4 25.0% Game: 27.3%  
FT% 1st Half: 7-12 58.3% 2nd Half: 8-11 72.7% Game: 65.2%  
Officials: Mike Nance, Tim Nestor, Andrew Marotta  
Technical fouls: None. Attendance: 1003

Score by Periods	1st	2nd	Total
Tigers	29	32	61
Georgia State	33	37	70

## GAME 12

### OLD DOMINION 87 TIGERS 71

TOWSON, Md. – Old Dominion used a dominating inside game to hand the Tigers an 87-71 loss.

The Monarchs outrebounded the Tigers by a 44-23 margin as they won their 6th game in their last 8 outings. Gerald Lee (game high 19 points) was one of four Monarchs to score in double figures and he was one of three ODU players with a team high seven rebounds.

After scoring the first seven points of the game to grab a 7-0 lead, the Monarchs never trailed in the contest. However, ODU was forced to turn back several comeback bids by Towson.

Trailing by 38-31 at halftime, the Tigers scored the first five points of the second half to cut their deficit to 38-36 with 18:56 remaining.

ODU wasted little time in restoring its seven-point lead as Frank Hassell scored on a rebound layup and Lee nailed a three-pointer to make it a 43-36 advantage with 17:59 left.

With 14:41 left in the game, Jarrel Smith connected on a three-pointer to pull the Tigers within 47-45. However, the Monarchs outscored the Tigers 23-7 run over the next six minutes to build a 69-52 edge. "Our guys fought real hard and we did cut into the lead in the second half," said Tiger coach Pat Kennedy. "We started to get some momentum. Then we had a couple of turnovers that led to a couple of buckets for them. Obviously, rebounding is killing us."

Facing a 17-point deficit, the Tigers answered with a 10-0 run. A three-point basket by Josh Thornton pulled Towson to within 69-62 with 6:15 left in the game but the Tigers would get no closer.

The Monarchs, who shot 54 per cent from the field in the win, scored 46 points in the paint. In the second half, Old Dominion made 17 of 28 field goal attempts (60.7%).

Robert Nwankwo led the Tigers with 18 points on 8-for-10 shooting from the floor.

#### OLD DOMINION (10-4, 2-1) 87

PLAYER	FG	3FG	FT	O-D-R	PF	TP	A	T	B	S	MIN
Lee*	5-9	1-1	8-10	4-3-7	2	19	1	4	0	1	34
Hassell*	7-13	0-0	1-2	3-4-7	3	15	2	3	1	0	27
Bazemore*	6-8	0-0	2-7	1-4-5	1	14	8	3	0	4	34
Carter*	3-6	0-2	0-0	2-5-7	1	6	2	2	0	0	26
Finney*	7-9	3-5	0-0	1-4-5	3	17	4	1	0	2	27
Wright	2-4	0-0	3-4	1-0-1	2	7	0	0	1	1	10
James	4-11	0-3	1-2	0-2-2	2	9	3	0	0	2	24
Iliadis	0-1	0-1	0-0	0-0-0	0	0	0	1	0	0	4
DeLancey	0-0	0-0	0-0	0-4-4	1	0	3	1	0	0	8
Neely	0-2	0-1	0-0	1-2-3	0	0	1	0	0	0	6
Team				3-0-3							
ODU	34-63	4-13	15-25	16-28-44	15	87	24	15	2	10	200

FG% 1st Half: 17-35 48.6% 2nd Half: 17-28 60.7% Game: 54.0%  
3-PT FG% 1st Half: 1-5 20.0% 2nd Half: 3-8 37.5% Game: 30.8%  
FT% 1st Half: 3-5 60.0% 2nd Half: 12-20 60.0% Game: 60.0% 5

#### TIGERS (3-9, 0-3) 71

PLAYER	FG	3FG	FT	O-D-R	PF	TP	A	T	B	S	MIN
Smith*	4-9	2-5	1-2	0-3-3	3	11	1	0	1	0	27
Thornton*	4-9	4-8	1-3	0-1-1	1	13	1	3	0	3	25
Franklin*	2-6	0-2	0-0	1-2-2	3	4	6	2	0	3	24
Nwankwo*	8-10	0-0	2-4	4-4-8	1	18	1	1	2	1	32
Lee*	2-7	0-1	1-1	0-5-5	4	5	3	4	1	0	29
Philmore	4-7	0-0	1-1	0-1-1	1	9	1	1	0	0	19
Polk	3-8	2-4	1-2	0-1-1	1	9	2	0	0	2	26
Morris	1-2	0-1	0-0	0-0-0	1	2	3	4	0	0	18
Team				0-2-2							
Tigers	28-58	8-21	7-13	5-18-23	15	71	18	15	4	9	200

FG% 1st Half: 13-29 44.8% 2nd Half: 15-29 51.7% Game: 48.3%  
3-PT FG% 1st Half: 3-13 23.1% 2nd Half: 5-8 62.5% Game: 38.1%  
FT% 1st Half: 2-4 50.0% 2nd Half: 5-9 55.6% Game: 53.8%  
Officials: Tim Kelly, Wally Rutecki, James Barker  
Technical fouls: Towson-Franklin; Team 2 Attendance: 1077

Score by Periods	1st	2nd	Total
Old Dominion	38	49	87
Tigers	31	40	71



**GAME 13**

**HOFSTRA 77  
TIGERS 61**

HEMPSTEAD, N.Y. - A couple of freshmen stepped up and provided Hofstra the spark it needed to overcome the Tigers, 77-61, giving the Pride a CAA sweep of Towson for the 2009-10 season.

The loss was the fifth in a row for the Tigers who dropped to 3-10 and 0-4 in the league. It was their eighth straight loss on the road stretching back into last season. Hofstra improved to 9-7 and 3-1 in CAA play.

The Tigers and Pride were battling back-and-forth with several lead changes and five ties until Towson let its guard down. The Tigers were enjoying a five-point lead, 30-25, when the Pride took off on a 12-0 run to grab a 37-30 advantage. Hofstra never looked back.

Chaz Williams, a 5-9 freshman guard, was the leader in Hofstra's assault, scoring 14 of the Pride's final 24 points of the half including four three-point baskets. Williams finished with 16 points, scoring just two points in the second half on a pair of free throws. Hofstra assumed a 45-36 lead at the break.

Williams got support from freshman forward Halil Kanacevic who poured in a career high 18 points and grabbed a team high 10 rebounds. The Tigers held the CAA's leading scorer, Charles Jenkins, to 13 points.

The Pride maintained at least a nine-point lead in the second half and led by as many 19 late.

Towson was paced by Robert Nwankwo who recorded his fourth double-double of the season with 14 points and 10 rebounds. He also added six blocks. Calvin Lee was the top scorer with 17 points.

The Tigers had one of their better nights at the free throw line, going 20 for 26. Hofstra also shot well from the charity stripe, making 11 of 12 attempts. However, Towson shot a season low 31.1% (19-61) from the floor and 20% (3-15) from beyond the arc.

<b>TIGERS (3-10, 0-4) 61</b>												
PLAYER	FG	3FG	FT	O-D-R	PF	TP	A	T	B	S	MIN	
Smith*	1-5	0-2	3-4	0-1-1	0	5	0	1	0	1	19	
Nwankwo*	4-10	0-0	6-8	8-2-10	1	14	1	1	6	0	30	
Lee*	7-16	0-0	3-4	4-2-6	3	17	1	3	3	0	29	
Thornton*	1-8	1-4	0-0	0-2-2	1	3	0	2	0	1	18	
Franklin*	1-2	1-2	2-2	0-3-3	3	5	3	2	1	0	21	
Philmore*	1-3	0-0	4-6	3-1-4	1	6	0	1	0	1	19	
Smith, Jim	0-1	0-0	0-0	0-0-0	0	0	0	0	0	0	2	
Brown	2-5	0-1	0-0	0-1-1	2	4	1	0	0	1	18	
Polk	1-7	0-3	0-0	0-4-4	1	2	0	1	1	0	23	
Morris	1-3	1-1	2-2	0-3-3	1	5	5	0	0	1	19	
Quinn	0-1	0-1	0-0	0-0-0	0	0	0	0	0	0	2	
Team	4-15											
<b>Tigers</b>	<b>19-61</b>	<b>3-15</b>	<b>20-26</b>	<b>20-19-39</b>	<b>13</b>	<b>61</b>	<b>11</b>	<b>11</b>	<b>11</b>	<b>5</b>	<b>200</b>	

FG% 1st Half: 14-41 34.1% 2nd Half: 5-20 25.0% Game: 31.1%  
3-PT FG% 1st Half: 3-7 42.9% 2nd Half: 0-8 0.0% Game: 20.0%  
FT% 1st Half: 5-8 62.5% 2nd Half: 15-18 83.3% Game: 76.9%

**HOFSTRA (9-7, 2-2) 77**

PLAYER	FG	3FG	FT	O-D-R	PF	TP	A	T	B	S	MIN	
Kanacevic*	8-14	0-3	2-2	3-7-10	0	18	1	1	5	0	35	
Washington*	0-4	0-0	2-2	3-3-6	3	2	2	0	1	0	13	
Lester*	3-6	1-2	1-2	2-2-4	4	8	1	0	0	2	27	
Williams*	5-9	4-4	2-2	0-2-2	2	16	3	7	0	2	35	
Jenkins*	5-13	0-3	3-3	4-3-7	3	13	3	0	0	2	36	
Szabo	4-9	0-0	0-0	3-5-8	3	8	0	1	0	1	23	
Imes	1-1	0-0	0-0	0-0-0	1	2	0	0	0	1	5	
Vines	4-10	1-4	1-1	1-2-3	3	10	2	3	0	1	25	
Grogan	0-0	0-0	0-0	0-0-0	0	0	0	0	0	0	1	
Team	2-3											
<b>Hofstra</b>	<b>30-66</b>	<b>6-16</b>	<b>11-12</b>	<b>18-25-43</b>	<b>19</b>	<b>77</b>	<b>12</b>	<b>12</b>	<b>6</b>	<b>9</b>	<b>200</b>	

FG% 1st Half: 17-39 43.6% 2nd Half: 13-27 48.1% Game: 45.5%  
3-PT FG% 1st Half: 6-13 46.2% 2nd Half: 0-3 0.0% Game: 37.5%  
FT% 1st Half: 5-5 100% 2nd Half: 6-7 85.7% Game: 91.7%  
Officials: Jeff Clark, Joe DeMayo, Tim Ebersole  
Technical fouls: None. Attendance: 2061

Score by Periods	1st	2nd	Total
Tigers	36	25	61
Hofstra	45	32	77

**GAME 14**

**JAMES MADISON 69  
TIGERS 66**

HARRISONBURG, Va. - After overcoming a 14-point deficit against James Madison in the second half, the Tigers' hopes for their first CAA win of the season were dashed on a three-pointer Ben Louis with 1.5 seconds left as the Dukes escaped with a 69-66 victory.

"It was the changing of our defenses that created the opportunity to win the game at the end," said Tiger coach Pat Kennedy of his squad's 18-2 run that erased JMU's 54-40 lead and put Towson ahead by two, 58-56, with 5:58 left of play. There were three lead changes and three ties from there with the Dukes prevailing on Louis' three-point basket.

With the end of regulation nearing, senior Pierre Curtis hit Louis in the near corner with a pass, allowing him to hit the game-winning shot with 1.5 seconds remaining. Earlier Louis beat the buzzer with a trey that sent the Dukes into the lockerroom with a 34-29 lead at halftime.

The Dukes continued their strong play to open the second half, scoring seven quick points in the first three minutes for a 41-29 advantage.

After the teams traded three-point plays, the Tigers used an 18-2 run over a span of six minutes to erase the deficit and take a 58-56 advantage with 5:53 remaining in regulation.

After the teams battled to tie the game at 66-66 with 1:37 remaining, the Tigers had an opportunity to earn the win in the final minute. But, they missed two field goal attempts to give James Madison one final possession.

Louis was one of five Dukes to score in double figures. Robert Nwankwo recorded his fifth "double double" of the season with 15 points and 10 rebounds while Lee added 12 points with 7 rebounds. Jarrel Smith came off the bench with 13 points and 6 rebounds.

<b>TIGERS (3-11, 0-5) 66</b>												
PLAYER	FG	3FG	FT	O-D-R	PF	TP	A	T	B	S	MIN	
Philmore*	4-7	0-0	0-2	2-1-3	4	8	0	0	0	0	21	
Nwankwo*	7-9	0-0	1-2	4-6-10	0	15	0	4	2	0	32	
Lee*	5-16	1-1	1-1	3-4-7	3	12	1	4	2	1	36	
Morris*	0-3	0-1	0-0	1-2	1	0	3	1	0	1	20	
Thornton*	2-7	0-3	0-0	0-3-3	0	4	0	0	0	0	18	
Smith	0-0	0-0	0-0	0-0-0	0	0	0	1	0	0	2	
Brown	1-3	0-0	0-0	0-1-1	2	2	1	0	0	0	9	
Polk	2-6	0-1	0-0	2-3-5	0	4	1	0	0	0	13	
Smith	4-11	2-4	3-3	2-4-6	2	13	1	1	0	1	29	
Franklin	4-5	0-1	0-0	2-2-4	0	8	4	1	1	0	20	
Team	2-5											
<b>Tigers</b>	<b>29-67</b>	<b>3-11</b>	<b>5-8</b>	<b>18-28-46</b>	<b>12</b>	<b>66</b>	<b>11</b>	<b>14</b>	<b>5</b>	<b>3</b>	<b>200</b>	

FG% 1st Half: 12-34 35.3% 2nd Half: 17-33 51.5% Game: 43.3%  
3-PT FG% 1st Half: 2-6 33.3% 2nd Half: 1-5 20.0% Game: 27.3%  
FT% 1st Half: 3-5 60.0% 2nd Half: 2-3 66.7% Game: 62.5%

**JAMES MADISON (8-7, 2-3) 69**

PLAYER	FG	3FG	FT	O-D-R	PF	TP	A	T	B	S	MIN	
Bowles*	9-18	0-0	3-4	2-6-8	1	21	2	1	6	1	37	
Wells*	8-17	5-13	2-2	1-1-2	2	23	4	2	0	2	40	
Flores*	2-2	0-0	0-0	1-2-3	1	4	1	0	2	1	11	
White*	4-10	2-4	0-4	2-2-4	1	10	0	3	0	3	35	
Curtis*	0-6	0-1	1-2	0-2-2	2	1	1	0	1	1	39	
Drauf	0-4	0-0	0-0	2-2-4	0	0	0	0	0	0	11	
Louis	4-8	2-4	0-0	1-4-5	0	10	1	0	0	1	24	
Thornton	0-0	0-0	0-0	0-0-0	1	0	0	1	0	0	3	
Team	0-2											
<b>JMU</b>	<b>27-65</b>	<b>9-22</b>	<b>6-12</b>	<b>9-21-30</b>	<b>8</b>	<b>69</b>	<b>19</b>	<b>8</b>	<b>8</b>	<b>9</b>	<b>200</b>	

FG% 1st Half: 12-32 37.5% 2nd Half: 15-33 45.5% Game: 41.5%  
3-PT FG% 1st Half: 4-11 36.4% 2nd Half: 5-11 45.5% Game: 40.9%  
FT% 1st Half: 6-12 50.0% 2nd Half: 0-0 0.0% Game: 50.0%  
Officials: Ray Nattili, Lou Andrakatos, Jerry Heater  
Technical fouls: None. Attendance: 3931

Score by Periods	1st	2nd	Total
Tigers	29	37	66
James Madison	34	35	69

**GAME 15**

**DREXEL 52  
TIGERS 49**

TOWSON, Md. - Although Drexel was held without a basket for the final 7:20, the Dragons led from the opening tip and held off several Tiger comebacks to hand them a 52-49 loss.

The Dragons opened up a 25-13 lead with 6:29 left in the first half and owned a 30-23 advantage at intermission.

With 7:20 left in the game, a layup by Evan Neisler gave the Dragons a 48-41 advantage. It was the Dragons' last basket of the game as the Tigers turned up the defensive pressure.

With 5:42 left, a jumper by Jarrel Smith pulled the Tigers to within 48-43. When Gerald Colds made one of two free throws some 20 seconds later, the Dragons owned a 49-43 edge.

Givens made one of two free throws with 4:44 remaining to give Drexel a 50-43 lead before Smith's rebound jumper in the lane cut the lead to 50-45.

Troy Franklin cut the Tigers' deficit to 50-47 when he stole the ball from Jamie Harris and raced upcourt for a breakaway layup with 2:31 remaining.

Trailing by three points with less than two minutes remaining, the Tigers had a great opportunity to tie the game after a blocked shot by Calvin Lee.

Over the next minute, the Tigers took four shots in an attempt to tie the game and none of them fell. With 54 seconds left, Givens rebounded a miss by Smith and the Dragons had the ball back.

With 35 seconds remaining, Harris was fouled. He hit both free throws to give the Dragons a 52-47 advantage. The Tigers cut into the lead on a basket by Lee with 3.5 seconds remaining.

Trailing by 52-49, the Tigers fouled Colds immediately. When he missed his one-and-one opportunity, Lee rebounded but his desperation shot was well off the mark.

The Tigers were held to a seasonal low 30.9% shooting from the floor. They converted only one of ten shots from three-point range and made 14 of 25 free throw attempts.

<b>DREXEL (9-9, 4-2) 52</b>												
PLAYER	FG	3FG	FT	O-D-R	PF	TP	A	T	B	S	MIN	
Colds*	4-11	0-3	2-5	1-2-3	1	10	3	2	1	0	31	
Harris*	3-14	0-1	2-2	0-1-1	2	8	2	2	0	0	35	
Thomas*	2-6	0-4	1-2	0-4-4	1	5	3	2	0	1	35	
McCoy*	0-1	0-0	0-0	0-2-2	2	0	0	0	0	0	8	
Givens*	4-9	0-0	2-4	6-10-16	3	10	1	0	3	0	34	
Fouch	0-4	0-2	2-2	1-2-3	1	2	1	1	0	0	15	
Phillip	3-6	0-0	0-0	1-3-4	4	6	0	1	0	1	14	
Neisler	4-5	0-0	1-3	1-4-5	3	9	0	2	1	2	23	
Givens	1-2	0-0	0-0	0-0-0	2	0	0	0	0	0	5	
Team	1-2											
<b>Drexel</b>	<b>21-58</b>	<b>0-10</b>	<b>11-29-40</b>	<b>17</b>	<b>52</b>	<b>10</b>	<b>8</b>	<b>6</b>	<b>3</b>	<b>200</b>		

FG% 1st Half: 14-32 43.8% 2nd Half: 7-26 26.9% Game: 36.2%  
3-PT FG% 1st Half: 0-5 0.0% 2nd Half: 0-5 0.0% Game: 0.0%  
FT% 1st Half: 2-5 40.0% 2nd Half: 8-13 61.5% Game: 55.6%

**TIGERS (3-12, 0-6) 49**

PLAYER	FG	3FG	FT	O-D-R	PF	TP	A	T	B	S	MIN	
Philmore*	0-2	0-0	3-4	2-3-5	1	3	0	0	1	0	16	
Polk*	1-2	0-1	1-2	0-2-2	0	3	0	1	0	1	16	
Morris*	1-3	0-0	2-4	0-4-4	1	4	1	0	0	1	27	
Nwankwo*	1-5	0-0	4-8	3-5-8	2	6	0	1	2	2	34	
Lee*	5-12	0-1	1-2	4-4-8	3	11	0	4	2	0	32	
Brown	0-1	0-0	0-0	0-0-0	2	0	0	0	0	0	5	
Smith	4-15	0-3	3-4	3-6-9	4	11	1	2	1	0	33	
Thornton	4-12	1-5	0-1	0-2-2	2	9	1	0	0	0	24	
Franklin	1-3	0-0	0-0	0-1-1	1	2	0	1	0	1	13	
Team	2-2											
<b>Tigers</b>	<b>17-55</b>	<b>1-10</b>	<b>14-25</b>	<b>14-29-43</b>	<b>16</b>	<b>49</b>	<b>3</b>	<b>9</b>	<b>7</b>	<b>4</b>	<b>200</b>	

FG% 1st Half: 6-24 25.0% 2nd Half: 11-31 3

# 2009-10 REVIEW

## GAME 16

### TIGERS 71 DELAWARE 68

NEWARK, Del. - Calvin Lee's first career "double double" couldn't have come at a better time as it gave the Tigers their first CAA victory of the season, a 71-68 win over Delaware.

The win ended a 7-game losing streak for TU and also rid the Tigers of a 10-game road losing streak.

The Tigers shot 50 per cent from the floor and outrebounded the Blue Hens 38-35. Lee, Robert Nwankwo and Isaiah Philmore combined for a season high 40 points in the paint, making 17 of 26 shots underneath. Lee's 21 points and 10 rebounds showed the way. Nwankwo recorded his sixth double-double of the year with 12 points and 10 boards. Philmore contributed career highs with 12 points and eight rebounds. Josh Thornton was the fourth Tiger in double figures with 10 points.

After the Blue Hens took a quick 2-0 lead just nine seconds into the first half, the Tigers responded with an 11-0 run for a lead they would carry for the remainder of the period.

The Tigers, who had a 38-33 advantage at the intermission, led by as many as 11 points when Brian Morris (9 points, 3 assists) scored on a lay-up with 15:05 remaining, giving Towson a 15-4 cushion.

Lee spearheaded the Tigers' charge in the opening 20 minutes, scoring 13 points with 8 rebounds. He was instrumental in the Tigers' early run, scoring seven of the Tigers' 11 points.

The Tigers extended their advantage to 43-37 early in the second half before the Blue Hens responded by going on a 13-4 run of their own, taking a 50-47 advantage with 13:53 remaining.

Delaware built a seven-point lead with 9:58 remaining before the Tigers mounted a comeback, using a 17-9 spurt to regain the advantage at 68-67 with 2:42 left on a baseline jumper by Lee.

After the teams exchanged a free throw, the Tigers clinched the victory when Morris and Nwankwo each sank a free throw. Delaware had one last chance to tie the game but Jawan Carter's three-point attempt was wide at the buzzer.

#### TIGERS (4-12, 1-6) 71

PLAYER	FG	3FG	FT	O-D-R	PF	TP	A	T	B	S	MIN
Philmore*	3-4	0-1	6-6	3-5-8	3	12	1	1	1	0	31
Nwankwo*	4-7	0-0	4-7	3-7-10	2	12	0	1	2	2	34
Lee*	9-13	0-0	3-5	4-6-10	3	21	1	2	1	0	33
Morris*	4-7	0-0	1-3	0-2-2	2	9	3	2	0	1	30
Thornton*	4-11	2-6	0-0	1-4-5	1	10	1	0	0	1	26
Brown	0-1	0-1	0-0	0-0-0	3	0	3	2	0	0	16
Polk	0-1	0-1	0-2	1-0-1	0	0	0	2	0	1	8
Smith	3-9	1-4	0-0	1-0-1	0	7	0	0	0	0	22
Team											
<b>Tigers</b>	<b>27-53</b>	<b>3-13</b>	<b>14-23</b>	<b>13-25-38</b>	<b>14</b>	<b>71</b>	<b>9</b>	<b>10</b>	<b>4</b>	<b>5</b>	<b>200</b>

FG% 1st Half: 14-27 51.9% 2nd Half: 13-26 50.0% Game: 50.9%  
3-PT FG% 1st Half: 2-6 33.3% 2nd Half: 1-7 14.3% Game: 23.1%  
FT% 1st Half: 6-11 72.7% 2nd Half: 6-12 50.0% Game: 60.9%

#### DELAWARE (5-13, 1-6) 68

PLAYER	FG	3FG	FT	O-D-R	PF	TP	A	T	B	S	MIN
McNeil*	0-3	0-0	0-0	1-1-2	1	0	0	0	0	0	12
Hagins*	1-3	0-0	0-0	2-0-2	3	2	0	1	1	0	9
Pegg*2-4	0-0	0-0	0-1	4	4	1	1	0	0	0	16
Carter*	4-14	4-12	3-3	1-1-2	3	15	5	1	0	1	40
Dawson*	1-8	1-5	1-2	2-5-7	2	16	2	2	0	0	36
Hawkins	1-5	0-2	0-0	2-3-5	0	2	0	0	0	0	6
Boney	3-9	3-9	1-1	0-0-0	1	10	5	1	0	0	32
McCullar	1-3	0-0	0-0	1-3-4	3	2	1	0	1	1	19
Brinkley	0-9	0-0	1-2	5-3-8	2	17	0	1	0	1	19
Team											
<b>Delaware</b>	<b>27-68</b>	<b>8-28</b>	<b>6-8</b>	<b>17-18-35</b>	<b>19</b>	<b>68</b>	<b>14</b>	<b>7</b>	<b>2</b>	<b>3</b>	<b>200</b>

FG% 1st Half: 13-36 36.1% 2nd Half: 14-33 43.8% Game: 39.7%  
3-PT FG% 1st Half: 3-13 23.1% 2nd Half: 5-15 33.3% Game: 28.6%  
FT% 1st Half: 4-5 80.0% 2nd Half: 2-3 66.7% Game: 75.0%  
Officials: Tim Clougherty (R), William Humes, Sean Casady  
Technical fouls: None. Attendance: 2298

Score by Periods	1st	2nd	Total
Tigers	38	33	71
Delaware	33	35	68

## GAME 17

### ST. JOSEPH'S 64 TIGERS 57

PHILADELPHIA, Pa. - Josh Thornton scored a game-high 23 points but the Tigers couldn't stop a late St. Joseph's rally as the home-standing Hawks beat Towson 64-57 at Hagun Arena.

Towson's starting front court of Nwankwo, Lee and Isaiah Philmore were held to a combined 13 points. Thornton and Jarrell Smith came off the bench to combine for 40 of the Tigers' 57 points. Nwankwo added 14 rebounds and 5 blocks.

After a slow start the Tigers got hot, or Thornton got hot. Thornton, whose participation was questionable because of a sore ankle, lit up the scoreboard, rallying the Tigers from a 10-5 deficit to their largest lead, 27-19, with sharp three-point shooting. He scored 16 of his 23 points in the first half, going 4 of 5 from the beyond the arc as Towson took a 29-23 lead into halftime.

Trailing by 15-13 later in the first half, the Tigers went on a 14-6 run to take a 27-21 lead with 3:30 remaining. Thornton was instrumental in the spurt, scoring 10 points.

The Hawks regained the lead early in the second half by going on an 11-4 run in the first 4:25 of the period for a 34-33 advantage. However, the Tigers battled back and took a 41-37 advantage with 14:08 left on a three-point field goal by Smith. But, the Hawks responded by scoring 11 of the next 13 points for a five-point cushion with 9:23 remaining.

Smith gave the Tigers a 50-49 edge by scoring the team's next seven points in a 7-2 spurt, including a three-point basket as the shot clock expired with 7:15 left.

Led by six points from Idris Hilliard, the Hawks answered with a 9-2 burst for a 58-52 advantage with 2:07 remaining. Thornton converted two of three free throws to narrow the margin to 58-54 with 1:40 left, but the Tigers got no closer.

Starting point guard, Brian Morris, was injured three minutes into the game and never returned, leaving TU thin in the backcourt. Josh Brown came in on relief and played a career high 35 minutes.

#### TIGERS (4-13) 57

PLAYER	FG	3FG	FT	O-D-R	PF	TP	A	T	B	S	MIN
Philmore*	2-7	0-0	0-0	6-2-8	2	4	1	2	0	1	27
Lee*	1-7	0-0	1-2	0-0-0	4	3	2	1	0	1	28
Nwankwo*	1-4	0-0	0-2	1-3-4	2	2	0	0	5	4	36
Polk*	1-4	0-2	2-2	1-2-3	2	4	0	1	0	0	13
Morris*	0-0	0-0	0-0	0-0-0	0	0	0	0	0	0	3
Smith	0-1	0-1	2-2	1-0-1	2	2	1	1	0	0	6
Brown	0-4	0-2	2-2	0-2-2	1	2	2	2	0	0	35
Smith	5-10	2-5	5-5	0-3-3	2	17	1	3	0	0	22
Thornton	8-19	5-11	2-3	0-0-0	2	23	0	1	0	0	30
Team											
<b>Tigers</b>	<b>18-56</b>	<b>7-21</b>	<b>14-18</b>	<b>14-23-37</b>	<b>17</b>	<b>57</b>	<b>7</b>	<b>13</b>	<b>5</b>	<b>6</b>	<b>200</b>

FG% 1st Half: 11-30 36.7% 2nd Half: 7-26 26.9% Game: 32.1%  
3-PT FG% 1st Half: 4-11 36.4% 2nd Half: 3-10 30.0% Game: 33.3%  
FT% 1st Half: 3-6 50.0% 2nd Half: 11-21 52.4% Game: 77.8%

#### ST. JOSEPH'S (6-11) 64

PLAYER	FG	3FG	FT	O-D-R	PF	TP	A	T	B	S	MIN
Hilliard*	8-12	0-0	4-5	3-5-8	2	20	0	2	0	1	39
O'Brien*	0-6	0-0	2-4	6-5-11	2	2	1	0	3	1	34
Crosigile*	4-7	3-5	2-2	1-0-1	1	13	2	1	0	1	26
Govens*	3-15	2-10	1-2	0-5-5	4	9	6	4	1	0	31
Williamson*	3-6	1-2	3-6	0-3-3	2	12	4	1	3	0	40
Prescott	0-3	0-3	0-0	0-0-0	1	0	1	0	0	0	9
Jones	1-5	1-5	5-6	1-3-4	0	8	2	0	0	2	16
Baptiste	0-0	0-0	0-0	0-0-0	1	0	0	0	0	1	5
Team											
<b>St. Joseph</b>	<b>19-54</b>	<b>7-25</b>	<b>19-25</b>	<b>12-23-35</b>	<b>13</b>	<b>64</b>	<b>16</b>	<b>8</b>	<b>7</b>	<b>6</b>	<b>200</b>

FG% 1st Half: 9-31 29.0% 2nd Half: 10-23 43.5% Game: 35.2%  
3-PT FG% 1st Half: 2-15 13.3% 2nd Half: 5-10 50.0% Game: 28.0%  
FT% 1st Half: 3-6 50.0% 2nd Half: 16-19 84.2% Game: 76.0%  
Officials: Jamie Luckie, David Walker, Darryl Gladden  
Technical fouls: None. Attendance: 3717

Score by Periods	1st	2nd	Total
Tigers	29	28	57
St. Joseph's	23	41	64

## GAME 18

### NORTHEASTERN 73 TIGERS 48

TOWSON, Md. - With the ranks thinned and playing their 3rd game in 5 days the Tigers simply ran out of gas when they fell to streaking Northeastern (10 straight wins) 73-48, suffering their worst loss since a 73-44 defeat to George Mason four years ago.

After battling the league co-leaders to a 26-24 halftime score, Towson couldn't keep up with the Huskies in the second session when Northeastern shot 62 percent from floor on its way to a 47-point half while Towson was held to a season low 48 points for the contest.

There were 4 ties and 5 lead changes before the Huskies pulled away, using a 23-6 run to open the second half and take control of the game.

Junior walk-on Josh Brown was only Towson player in double figures and led the Tigers with a Towson career high of 14 points. He was making his first start in the place of injured starter Brian Morris who was sidelined with a sprained ankle he'd suffered just three minutes into the game at St. Joseph's. The Tigers' other point guard, Troy Franklin, has been on a temporary leave of absence for personal reasons and has not dressed for the past three games.

Towson's top scorers Josh Thornton, Calvin Lee and Robert Nwankwo, were held to a combined 15 points on 6 for 24 shooting.

Chaiison Allen led the Huskies' second half blitz as he scored ten of his game high 16 points after intermission. Senior forward Manny Adako added 12 second half points and finished the game with 15 points on six-for-six shooting.

"This was the first time in the last four or five games where we've run out of gas like that," said Towson Coach Pat Kennedy. "In the first half, I thought our zone defense was working well. The way we played in the first half is the way we have to play."

#### NORTHEASTERN (12-7, 7-1) 73

PLAYER	FG	3FG	FT	O-D-R	PF	TP	A	T	B	S	MIN
Bigby*	2-2	0-0	0-0	0-0-0	2	4	2	1	0	0	19
Adako*	6-6	0-0	3-3	1-5-6	2	15	1	3	0	0	27
Ojogoboh*	2-6	0-1	2-2	3-6-9	0	6	1	1	4	0	29
Allen*	6-9	4-6	0-0	0-3-3	0	16	5	2	0	0	32
Janning*	3-7	3-6	0-0	0-4-4	3	9	3	2	0	3	19
Black	1-2	0-0	0-1	0-0-0	2	2	2	1	0	1	14
Lima	1-2	0-0	0-0	0-0-0	1	2	0	0	0	0	6
Lee	1-2	0-0	0-0	0-0-0	0	2	0	0	0	0	3
McDonald	1-2	0-1	0-0	0-1-1	0	2	0	0	0	1	9
Smith	2-5	2-4	0-0	1-0-1	0	6	2	0	0	0	8
Muo	2-4	1-3	0-0	1-2-3	1	5	1	0	0	0	12
Bataille	2-7	0-4	0-0	1-2	2	4	2	1	0	1	19
Felix	0-0	0-0	0-0	0-1-1	2	0	0	0	0	0	3
Team											
<b>Ne'astern</b>	<b>29-54</b>	<b>10-25</b>	<b>5-6</b>	<b>9-25-34</b>	<b>15</b>	<b>73</b>	<b>19</b>	<b>12</b>	<b>4</b>	<b>6</b>	<b>200</b>

FG% 1st Half: 11-25 44.0% 2nd Half: 18-29 62.1% Game: 53.7%  
3-PT FG% 1st Half: 4-13 30.8% 2nd Half: 6-12 50.0% Game: 40.0%  
FT% 1st Half: 0-0 0.0% 2nd Half: 5-6 83.3% Game: 83.3%

#### TIGERS (4-14, 1-7) 48

PLAYER	FG	3FG	FT	O-D-R	PF	TP	A	T	B	S	MIN
Philmore*	2-5	0-0	4-4	4-2-6	1	8	0	2	0	0	31
Nwankwo*	2-7	0-0	1-6	4-4-8	2	5	1	0	2	2	30
Lee*	1-7	1-2	0-0	1-6-7	3	3	1	1	0	1	30
Brown*	6-9	2-3	0-0	1-1-2	1	14	0	5	0	2	32
Thornton*	3-10	0-5	1-2	1-0-1	0	7	0	2	0	0	23
Smith	0-2	0-1	0-0	0-1-1	0	0	0	1	0	1	7
Polk	3-10	1-2	2-3	2-2-4	1	9	0	0	0	0	21
Smith	0-3	0-2	2-2	1-1-2	3	2	2	1	0	0	23
Quinn	0-0	0-0	0-0	0-0-0	0	0	0	0	0	0	3
Team											
<b>Tigers</b>	<b>17-53</b>	<b>4-15</b>	<b>10-17</b>	<b>15-17-32</b>	<b>11</b>	<b>48</b>	<b>4</b>	<b>12</b>	<b>2</b>	<b>6</b>	<b>200</b>

FG% 1st Half: 8-24 33.3% 2nd Half: 9-29 31.0%



## GAME 19

### GEORGE MASON 80 TIGERS 71

TOWSON, Md. - George Mason grabbed the early lead and held it for all but 24 seconds of the contest in handing the Tigers an 80-71 loss in the Towson Center.

Cam Long scored a team high 21 points, including a pair of decisive three-point baskets in the final 3:33, as the Patriots took advantage of an under-manned Towson squad. With two starters on the bench with injuries, the Tigers dressed eight able-bodied players.

The final score matched the Patriots' largest lead. Although George Mason led for most of the game, the Patriots' lead was never comfortable. With 3:57 remaining, Calvin Lee capped off a 9-0 run by the Tigers when he hit an eight-foot turnaround jumper to give Towson a 66-65 lead, its first, and only, of the game.

Moments later, Long nailed a three-point basket to give the Patriots a 68-66 advantage with 3:33 left. After the Tigers missed a shot at the other end of the court, Long drained another three-point to give the Patriots a 71-66 lead with 2:39 left.

Lee then converted a pair of free throws to cut the deficit to 71-68 but Isaiah Tate's putback gave GMU a 73-68 edge. With 1:11 remaining, Tate drilled a three-point basket that put the game away.

Jarrel Smith made a three-point basket with 32 seconds left to pull Towson within 76-71 but the Tigers could get no closer.

"Our guys certainly played their hearts out," said Towson Coach Pat Kennedy, who coached his 900th career game on Saturday. "They couldn't have played any harder physically. George Mason is one of the better defensive teams in the CAA and we had only five turnovers for the entire game."

Smith led the Tigers by scoring a game high 23 points, including 15 points in the second half. Lee added 15 points and a career high 13 rebounds to post the second "double double" of his career.

Polk added 14 points and a career high 7 rebounds.

#### GEORGE MASON (13-7, 8-1) 80

PLAYER	FG	3FG	FT	O-D-R	PF	TP	A	T	B	S	MIN
Morrison*	6-10	0-0	1-5	4-8-12	2	13	1	1	1	0	31
Pearson*	5-10	0-2	2-5	1-8-9	2	12	4	2	0	1	34
Tate*	4-10	3-7	2-2	3-3-6	1	13	3	2	1	1	29
Long*	7-11	5-8	2-2	2-4-6	1	21	3	2	0	0	35
Cornelius*	2-8	2-6	4-4	2-2-4	3	10	2	2	0	0	26
Hancock	0-2	0-2	0-0	1-0-1	3	0	3	0	0	0	18
Wright	3-4	0-1	1-1	1-0-1	1	7	0	1	0	0	10
Whack	1-3	0-0	0-0	1-0-1	1	2	1	0	0	1	3
Williams	0-3	0-0	0-0	0-1-0	0	0	0	0	0	0	7
Birdsong	1-2	0-0	0-0	1-0-1	1	2	1	0	0	1	7
Team				12-3							
GMU	29-63	10-26	12-19	17-28-45	15	80	18	10	3	3	200

FG% 1st Half: 13-34 38.2% 2nd Half: 16-29 55.2% Game: 46.0%  
3-PT FG% 1st Half: 3-11 27.3% 2nd Half: 7-15 46.7% Game: 38.5%  
FT% 1st Half: 6-8 75.0% 2nd Half: 6-11 54.5% Game: 63.2%

#### TIGERS (4-15, 1-8) 71

PLAYER	FG	3FG	FT	O-D-R	PF	TP	A	T	B	S	MIN
Philmore*	1-5	0-1	1-1	6-3-9	3	3	2	0	0	1	29
Smith*	7-17	2-8	7-8	0-5-5	3	23	2	1	1	1	36
Lee*	6-15	0-2	3-4	6-7-13	4	15	2	1	0	0	36
Brown*	1-9	0-2	3-4	1-1-2	4	5	6	3	0	0	38
Polk*	5-9	4-6	0-0	3-4-7	2	14	1	0	0	0	27
Smith	0-2	0-1	0-0	0-0-0	1	0	0	0	1	0	2
Thornton	2-8	2-4	0-0	0-0-0	0	6	0	0	0	2	16
Quinn	2-2	1-1	0-0	1-1-2	1	5	0	0	1	0	16
Team				0-1							
Tigers	24-67	9-25	14-17	17-22-39	18	71	13	5	3	4	200

FG% 1st Half: 9-34 26.5% 2nd Half: 15-33 45.5% Game: 35.8%  
3-PT FG% 1st Half: 4-13 30.8% 2nd Half: 5-12 41.7% Game: 36.0%  
FT% 1st Half: 7-10 70.0% 2nd Half: 7-10 70.0% Game: 82.4%  
Officials: Louie Andrakakos, Andrew Marotta, Jeff Nichols  
Technical fouls: None. Attendance: 1988

Score by Periods	1st	2nd	Total
George Mason	35	45	80
Tigers	29	42	71

## GAME 20

### VCU 112, TIGERS 53

RICHMOND, Va. - VCU set a school record and tied a CAA mark by burying 20 three-pointers in handing Towson its worst loss in 30 years as a Division I program when the defending league champion Rams defeated the Tigers 112-53 in the Siegel Center.

The 59-point margin was the biggest since William & Mary beat the Tigers by 63 points, 94-31, 62 years ago in 1948. The 112 points were the most surrendered in a game since a 120-73 loss at Maryland in 1994.

It was Towson's fourth loss in a row as the Tigers dropped to 4-16 and 1-9 in the league. It was their 11th setback in the last 12 games. VCU improved to 14-5 and 6-4 in CAA play. It was the Rams' 16th win over Towson in the 17-game series.

The Rams played like it was a skeet shoot at a track meet rather than a basketball game. VCU shot lights out in the first half, especially in the opening nine minutes when the Rams made 80 per cent of their attempts while racing to a 30-18 lead.

Before the first 20 minutes expired VCU had a commanding 23-point lead, 55-32, on 65% shooting. Seven different Rams hit a three-pointer. As a team VCU was 20 of 33 for a school record. VCU was 41 of 65 from the floor to post a 63.1% field goal percentage. The Tigers shot 36 per cent. VCU won the battle of the boards too, outrebounding the Tigers 46-21.

The Tigers ran into serious foul trouble early when leading scorer, forward Calvin Lee, picked up his fourth foul late in the first half. Lee was held to nine points and four rebounds for the night.

Jarrel Smith and Josh Thornton led the Tigers with 12 points each. Isaiah Philmore added 11 points and a team high five rebounds.

#### TIGERS (4-16, 1-9) 53

PLAYER	FG	3FG	FT	O-D-R	PF	TP	A	T	B	S	MIN
Philmore*	4-5	0-0	3-3	1-4-5	3	11	1	0	0	1	36
Brown*	1-3	0-1	0-0	1-0-1	0	2	2	3	0	1	24
Smith*	3-9	1-3	5-8	0-1-1	0	12	1	0	0	2	28
Thornton*	5-14	2-6	0-0	1-1-2	0	12	1	2	0	1	27
Lee*	4-11	1-3	0-0	0-4-4	4	9	0	0	0	0	27
Smith Jim	0-1	0-1	0-1	0-2-2	1	0	0	2	1	1	12
Polk	2-6	1-4	0-0	1-1-2	4	5	1	4	0	0	16
Brewster	0-1	0-1	0-0	0-0-0	0	0	1	0	0	0	3
Franklin	1-4	0-2	0-0	0-0-0	0	2	3	2	0	0	12
Quinn	0-2	0-0	0-0	1-3-4	1	0	0	0	0	0	16
Team				0-0-0							
Tigers	20-56	5-21	8-12	5-16-21	13	53	10	13	1	6	200

FG% 1st Half: 12-29 41.4% 2nd Half: 8-27 29.6% Game: 35.7%  
3-PT FG% 1st Half: 4-11 36.4% 2nd Half: 1-10 10.0% Game: 23.8%  
FT% 1st Half: 4-5 80.0% 2nd Half: 4-7 57.1% Game: 66.7%

#### VCU (14-5, 6-4) 112

PLAYER	FG	3FG	FT	O-D-R	PF	TP	A	T	B	S	MIN
Sanders*	7-9	0-0	3-5	6-8-14	1	17	2	2	2	0	19
Rodriguez*	1-4	1-4	0-0	0-3-3	0	3	13	2	0	3	22
Burgess*	8-10	6-8	0-0	2-3-5	3	22	1	0	0	0	14
Skeen*	1-2	1-2	1-4	0-2-2	2	4	0	0	0	0	15
Rozzell*	5-6	4-5	2-2	0-2-2	0	16	2	2	0	1	19
Gavin	4-4	4-4	2-2	0-1-1	1	14	0	0	0	0	10
Grayson	1-3	1-3	0-0	0-1-1	0	3	0	1	0	0	8
Saintilj	2-3	0-0	1-2	1-1-2	1	5	0	0	0	0	6
Theus	1-4	0-1	0-0	1-1-1	0	2	5	0	0	0	18
Pishchalnikov	2-3	0-0	0-0	0-4-5	0	4	1	0	0	0	12
Daniels	3-4	3-4	0-0	0-0-0	2	9	1	0	0	0	16
Hinton	0-5	0-0	0-0	0-2-2	0	0	1	1	0	0	9
Gwynn	5-7	0-0	1-1	2-4-6	3	11	0	0	0	0	17
Nixon	1-3	0-2	0-0	0-2-2	1	2	5	1	0	0	15
Team				0-0-0							
VCU	41-65	20-33	10-16	12-34-46	14	112	30	10	2	7	200

FG% 1st Half: 21-32 65.6% 2nd Half: 20-33 60.6% Game: 63.1%  
3-PT FG% 1st Half: 7-15 46.7% 2nd Half: 13-18 72.2% Game: 60.6%  
FT% 1st Half: 6-10 60.0% 2nd Half: 4-6 66.7% Game: 62.5%  
Officials: Tim Clougherty, Chuck Jones, Jerry Healer  
Technical fouls: None. Attendance: 5384

Score by Periods	1st	2nd	Total
Tigers	32	21	53
VCU	55	57	112

## GAME 21

### TIGERS 58 UNCW 53

WILMINGTON, N.C. - Starving for a victory the Tigers found it in a tough venue when they held off pesky UNC Wilmington 58-53 in Trask Coliseum where they spoiled the Seahawks' homecoming. It was just the second win for the Tigers in 10 trips to Trask.

"I told our guys they (Seahawks) would be playing with a lot of emotion tonight," said Tiger coach Pat Kennedy. "We also talked about early runs but to fight through them and that's what they did tonight."

The Seahawks grabbed the early lead and increased it to eight points, 16-8, before an 11-0 Tigers' run put Towson out front for the first time. Neither team let the other get too far ahead for the rest of the half. There were 10 lead changes before Montez Downey's floater in the lane sent the Seahawks into the lockerroom with a 33-32 lead.

Three-point shooting helped UNCW in the opening session but ultimately played a more dismal role for the Seahawks later in the game (4-35). The Tigers, meanwhile, were 4 of 7 from long range in the first 20 minutes and finished 4 of 14, almost completely abandoning the three-point attempt in the late going. Instead, Towson was dead on at the free throw line, making 14 of 15 tries including clutch makes by freshman Isaiah Philmore.

Towson retrieved the lead at the start of the second half with two Calvin Lee buckets that gave the Tigers a three-point advantage. It didn't last long, however, as the game returned to its back-and-forth format. Jarrel Smith's driving layup with 7:30 left on the clock tied the game for the fifth time in the second half. After several stops Josh Thornton's baseline layup at the 4:52 mark put the Tigers out front for good, 50-48. The Tigers were able to successfully defend their lead the rest of the way.

With 11 seconds left Philmore rebounded a Chad Tomko miss and was fouled. Taking advantage of the double bonus, Philmore made both free throws to seal the Tigers first win in Trask since 1983.

#### TIGERS (5-16, 2-9) 58

PLAYER	FG	3FG	FT	O-D-R	PF	TP	A	T	B	S	MIN
Philmore*	1-5	0-1	4-4	2-5-7	2	6	0	1	0	1	28
Smith*	4-9	1-3	2-2	1-2-3	1	11	0	1	0	2	29
Lee*	5-15	0-0	2-2	6-6-12	3	12	0	2	1	0	31
Brown*	1-3	0-0	0-6-6	0	2	0	1	1	2	2	28
Thornton*	5-16	1-5	2-2	1-0-1	0	13	1	0	0	1	36
Polk	2-7	2-4	0-0	0-3-3	0	6	0	0	0	1	13
Franklin	1-5	0-1	4-4	0-3-3	0	6	2	0	0	0	15
Nwankwo	1-2	0-0	0-1	1-4-5	3	2	0	2	1	1	20
Team				1-1-2							
Tigers	20-62	4-14	14-15	12-30-42	9	58	3	7	3	8	200

FG% 1st Half: 12-34 35.3% 2nd Half: 8-28 28.6% Game: 32.3%  
3-PT FG% 1st Half: 4-7 57.1% 2nd Half: 0-7 0.0% Game: 28.6%  
FT% 1st Half: 4-4 100% 2nd Half: 10-11 90.9% Game: 93.3%

#### UNC WILMINGTON (7-15, 3-8) 53

PLAYER	FG	3FG	FT	O-D-R	PF	TP	A	T	B	S	MIN
Fields*	5-7	0-0	3-7	7-14-21	4	13	0	1	4	0	27
Rendleman*	3-4	0-0	0-0	4-2-6	2	6	0	1	2	1	23
Tomko*	4-16	2-8	1-2	2-0-2	2	11	5	0	0	1	35
Wolf**	0-4	0-4	2-2	0-2-2	0	2	2	1	1	0	30
Grant	4-15	3-13	0-0	1-3-4	2	11	1	1	1	0	33
Downey	2-10	0-4	0-0	1-3-4	2	4	1	1	0	0	15
Jeralds	0-1	0-0	0-1	0-1	0	0	1	0	0	0	2
Matt	1-1	0-0	0-0	0-2-2	0	2	0	1	0	0	4
Lacy	0-0	0-0	0-0	0-0-0	0	0	0	0	0	0	3
Bassnight	0-3	0-3	0-0	0-1-1	1	0	1	0	0	0	9
Oluaregba	1-1	0-0	0-0	1-1	2	2	0	2	0	0	11
Felder	1-3	0-2	0-0	0-0-0	0	2	0	1	0	0	8
Team				12-3							

# 2009-10 REVIEW

## GAME 22

### DREXEL 97 TIGERS 55

PHILADELPHIA, Pa. - Drexel took the fight out of the Tigers midway in the first half and sprinted to a 97-55 Colonial Athletic Association victory in the Daskalakis Center.

The win gave the Dragons a sweep of the Tigers for 2009-10 as Drexel improved to 13-11 and 8-4. It was their largest margin of victory in the 54-game series with the Tigers who dropped to 5-17 and 2-10 in the league.

The Dragons, who had to hang to earn their 52-49 win over the Tigers in the Towson Center in mid-January, broke the game open midway in the first period. After Calvin Lee's bucket closed Towson to within a point, 17-16, the Dragons went on a 17-3 run, led by freshman Chris Foucher off the bench. Fouch ignited the run with eight points. He tallied 15 points in the half and finished with a game 28, one sort of his career high.

Down by 15 the Tigers scored six straight points to trim Drexel's lead to nine (34-25). But that is as close as Towson would get the rest of the contest. The Dragons outscored the Tigers 13-5 to assume a 47-30 lead at halftime.

The Tigers couldn't slow down the Dragons in the second half. Drexel broke out on a 19-2 run to push its lead to 66-32. The Dragons led by as many as 45 points twice.

It didn't help Towson's cause that leading scorer Lee was disqualified on fouls with 14:51 left in the game. Lee left with 8 points and zero rebounds.

Freshman Isaiah Philmore led the Tigers with 12 points and six boards. He was the only Towson player in double figures.

In addition to Fouch, Derrick Thomas had 12 points. Eleven players scored for the Dragons who put up a season high with the 97 points.

#### TIGERS (5-17, 2-10) 55

PLAYER	FG	3FG	FT	O-D-R	PF	TP	A	T	B	S	MIN
Philmore*	4-6	1-1	3-4	0-6-6	2	12	0	0	0	1	28
Smith*	3-7	2-5	0-1	1-4-5	1	8	2	2	0	0	24
Lee*	4-6	0-0	0-0	0-0-0	5	8	0	4	3	0	20
Brown*	2-3	0-1	2-2	0-2-2	0	6	1	3	0	0	20
Thornton*	2-7	0-3	2-4	1-2-3	1	6	1	3	1	0	28
Smith	1-4	1-1	0-0	2-0-2	1	3	2	0	0	0	9
Polk	1-7	0-4	0-0	0-1-1	0	2	0	1	1	0	14
Morris	0-0	0-0	0-0	0-1-1	0	0	1	0	1	0	10
Franklin	1-5	0-2	2-4	0-1-1	2	4	2	2	0	0	17
Nwankwo	2-5	0-0	2-6	1-2-3	1	6	1	0	3	0	23
Quinn	0-2	0-1	0-0	1-2	2	0	0	0	0	0	7
Team				4-2-6							
<b>Tigers</b>	<b>20-52</b>	<b>4-18</b>	<b>11-21</b>	<b>10-22-32</b>	<b>15</b>	<b>55</b>	<b>10</b>	<b>15</b>	<b>9</b>	<b>1</b>	<b>200</b>

FG% 1st Half: 11-25 44.0% 2nd Half: 9-27 33.3% Game: 38.5%  
3-Pt. FG% 1st Half: 3-9 33.3% 2nd Half: 1-9 11.1% Game: 22.2%  
FT% 1st Half: 5-9 55.6% 2nd Half: 6-12 50.0% Game: 52.4%

#### DREXEL (13-11, 8-4) 97

PLAYER	FG	3FG	FT	O-D-R	PF	TP	A	T	B	S	MIN
McCoy*	1-4	0-0	0-0	0-3-3	4	2	1	0	0	0	13
Givens*	4-8	0-0	0-3	7-3-10	3	8	2	1	0	0	21
Colds*	3-11	2-5	0-0	1-2	3	8	4	1	0	3	28
Harris*	2-4	0-2	0-0	0-0-0	3	4	5	1	0	1	14
Thomas*	4-10	2-7	2-2	3-2-5	0	12	5	1	0	1	23
Formbo	2-3	0-0	4-4	2-0-2	1	8	0	0	0	0	5
Fouch	7-9	6-7	8-11	1-9-1	0	28	2	0	0	0	23
Spencer	4-7	0-0	0-0	2-3-5	2	8	1	0	2	0	18
Lilly	0-2	0-1	0-0	0-0-0	0	0	0	0	0	0	4
Colbert	0-2	0-0	0-0	0-0-0	0	0	0	0	0	0	2
Phillip	4-6	0-0	1-2	1-8-9	1	9	1	0	1	1	15
Tribbett	1-2	0-0	0-0	1-1-2	1	2	0	1	0	0	8
Givens	3-4	2-2	0-0	0-4-4	3	8	3	1	0	1	26
Team				1-2							
<b>Drexel</b>	<b>35-72</b>	<b>12-24</b>	<b>15-22</b>	<b>19-26-45</b>	<b>21</b>	<b>97</b>	<b>24</b>	<b>6</b>	<b>3</b>	<b>7</b>	<b>200</b>

FG% 1st Half: 20-37 54.1% 2nd Half: 15-35 42.9% Game: 48.6%  
3-Pt. FG% 1st Half: 6-11 54.5% 2nd Half: 6-13 46.2% Game: 50.0%  
FT% 1st Half: 1-4 25.0% 2nd Half: 14-18 77.8% Game: 68.2%  
Officials: Bryan Dorsey, Sean Hull, John Hughes  
Technical fouls: None. Attendance: 128

Score by Periods	1st	2nd	Total
Tigers	30	25	55
Drexel	47	50	97

## GAME 23

### TIGERS 81 JAMES MADISON 78

TOWSON, Md. - Troy Franklin and Josh Brown sank key free throws in the waning seconds as the Tigers held off a late JMU rally to preserve the Tigers' 81-78 victory over the Dukes.

The win put the Tigers, 6-17 overall, in a four-way tie for 9th place in the CAA with the Dukes, Delaware and UNC Wilmington, all sporting a 3-10 league mark.

The victory was Towson's first CAA win at home this season where the Tigers are 1-5.

The Dukes, who trailed by 57-41 with 12:07 left in regulation, gradually chipped away at their deficit.

The Dukes took advantage of the Tigers' troubles at the free throw line and kept extending the game. With 25 seconds remaining, Julius Wells led the Dukes' hopes alive with a three-pointer, making it a 77-72 deficit. After Isaiah Philmore made one of two free throws to give the Tigers a 78-72 edge, Pierre Curtis connected on a short jumper, was fouled and hit a free throw with 18 seconds remaining to make it a 78-75 contest.

Brown then made one of two free throws with 15 seconds remaining. With five seconds remaining, a three-point jumper by Darren White pulled the Dukes to within 79-78. The Tigers inbounded immediately and Franklin was fouled.

Franklin made his two free throws. RaShawn Polk sealed the victory when he intercepted a pass with 1.5 seconds left.

With the win, the Tigers avenged a 69-66 loss to the Dukes last month.

With 9:05 to play in the first half Jarrel Smith's jumper gave Towson a 23-21 lead. The Tigers never looked back again. Smith led a parade of 5 Tigers in double figures with his team high 21 points.

The Tigers forced 22 turnovers. Their 17 steals were a season high. Brown matched his career high with 6 steals.

Leading scorer Calvin Lee was blanked, marking the first time this season he went scoreless.

#### JAMES MADISON (10-14, 3-10) 78

PLAYER	FG	3FG	FT	O-D-R	PF	TP	A	T	B	S	MIN
Louis*	2-4	1-2	1-3	0-0-0	5	6	1	3	0	1	28
Bowles*	10-16	0-0	9-14	7-6-13	4	29	1	4	1	1	37
Parker*	1-6	1-6	0-0	0-1-1	2	3	2	1	0	0	12
Wells*	6-12	4-7	2-4	0-2-2	2	18	2	4	0	0	39
Curtis*	2-4	1-3	1-1	1-7-8	4	6	4	0	4	0	24
Diouf	2-3	0-0	0-1	1-2-3	1	4	2	1	2	1	18
White	4-7	2-4	2-2	3-3-6	4	12	3	3	1	1	25
Brown	0-0	0-0	0-0	0-0-0	1	0	0	0	0	0	1
Flores	0-1	0-0	0-0	1-2	0	0	0	1	0	0	6
Team				3-2-5							
<b>JMU</b>	<b>27-53</b>	<b>9-22</b>	<b>15-25</b>	<b>16-24-40</b>	<b>23</b>	<b>78</b>	<b>15</b>	<b>22</b>	<b>4</b>	<b>6</b>	<b>200</b>

FG% 1st Half: 11-27 40.7% 2nd Half: 16-26 61.5% Game: 50.9%  
3-Pt. FG% 1st Half: 2-9 22.2% 2nd Half: 7-13 53.8% Game: 40.9%  
FT% 1st Half: 4-6 66.7% 2nd Half: 11-19 57.9% Game: 60.0% 4

#### TIGERS (6-17, 3-10) 81

PLAYER	FG	3FG	FT	O-D-R	PF	TP	A	T	B	S	MIN
Philmore*	3-4	1-1	3-6	1-0-1	5	10	0	1	0	0	17
Brown*	4-4	0-0	2-4	1-2	3	10	2	2	0	6	23
Smith*	7-10	1-2	6-8	3-2-5	3	21	1	0	0	3	31
Thornton*	2-10	2-7	0-0	1-2	1	6	2	1	0	2	26
Lee *	0-2	0-0	0-0	0-4-4	1	0	1	3	0	0	22
Polk	5-11	3-6	0-0	0-0-0	2	13	1	0	0	2	23
Morris	0-1	0-1	4-4	0-0-0	1	4	2	1	0	2	11
Franklin	1-5	0-1	4-5	1-4-5	3	6	6	3	1	2	21
Nwankwo	4-6	0-0	3-6	1-4-5	5	11	0	1	2	1	26
Team				1-0-1							
<b>Tigers</b>	<b>26-53</b>	<b>7-18</b>	<b>22-33</b>	<b>9-16-25</b>	<b>24</b>	<b>81</b>	<b>15</b>	<b>12</b>	<b>3</b>	<b>17</b>	<b>200</b>

FG% 1st Half: 13-27 48.1% 2nd Half: 13-26 50.0% Game: 49.1%  
3-Pt. FG% 1st Half: 5-11 45.5% 2nd Half: 2-7 28.6% Game: 38.9%  
FT% 1st Half: 4-6 66.7% 2nd Half: 18-27 66.7% Game: 66.7% 5  
Officials: Bob Testa, Alvin Cox, Sean Cassidy  
Technical fouls: None. Attendance: 878

Score by Periods	1st	2nd	Total
James Madison	28	50	78
Tigers	35	46	81

## GAME 24

### UNCW 80 TIGERS 72

TOWSON, Md. - UNC Wilmington turned the tables on the Tigers, hitting 10 of 20 three-point attempts to avenge an earlier 58-53

loss to Towson with an 80-72 victory in a rare Thursday afternoon contest that was a rescheduled event due to the record snow storm.

Chad Tomko, who wasn't expected to see much playing time due to a sprained ankle, scored a seasonal high 22 points as UNCW snapped a 4-game losing streak and denied the Tigers a chance to post their first two-game winning streak of the season. Tomko hit three treys to lead the Seahawks from beyond the arc.

In the first meeting UNCW made only 5 of 34 three-point attempts. This time they were 10 of 20 from long range.

There were 7 ties and 17 lead changes before the Seahawks pulled away. With the score tied at 57-57 and less than 9 minutes to play, Keith Rendleman drilled a jumper on a fast break to put the Seahawks ahead and they never trailed again. Calvin Lee and Robert Nwankwo each scored 15 points for the Tigers. Nwankwo made all five shots from the floor and hauled in 8 rebounds and blocked 3 shots. Troy Franklin added 14 points and 4 assists off the bench.

When Trevor Deloach nailed a three-point basket with 6:26 to play, the Seahawks extended their lead to 66-59. The Tigers never got closer than five points the rest of the way.

Tomko's clutch free throw shooting enabled the Seahawks to hold off the Tigers' attempts to rally. In the final 52 seconds of the game, he connected on seven of eight free throw tries.

While the Seahawks were aided by the presence of Tomko, the Tigers played without junior forward Jarrel Smith, their third-leading scorer. Smith was sidelined with the flu.

Calvin Lee and Robert Nwankwo each scored 15 points for the Tigers. Nwankwo also had eight rebounds and three blocked shots.

#### UNC WILMINGTON (8-17, 4-10) 82

PLAYER	FG	3FG	FT	O-D-R	PF	TP	A	T	B	S	MIN
Rendleman*	4-7	0-0	0-0	1-8-9	1	8	0	2	0	1	25
Fields*	0-1	0-0	2-2	0-3-3	2	2	0	2	0	0	21
Jeralds*	2-3	1-1	1-1	0-0-0	0	6	5	1	0	0	15
Woll'g	1-4	1-3	5-6	1-0-1	1	8	4	0	0	0	28
Ahmad*	7-15	3-7	1-2	1-4-5	0	18	1	2	1	0	32
Tomko	6-15	3-7	7-8	0-3-3	0	22	4	4	0	1	28
Lacy	4-5	1-1	1-3	0-1-1	4	10	0	1	1	0	16
Oshuaregbe	0-0	0-0	0-0	1-4-5	4	0	1	2	0	0	10
Felder	0-0	0-0	0-0	0-0-0	0	0	0	0	0	0	0+
Deloach	2-5	1-1	1-4	0-0-0	1	6	2	0	0	1	18
Mercer	0-0	0-0	0-0	0-1-1	1	0	0	0	0	0	7
Team				3-4							
<b>UNCW</b>	<b>26-55</b>	<b>10-20</b>	<b>18-26</b>	<b>7-25-32</b>	<b>14</b>	<b>80</b>	<b>17</b>	<b>14</b>	<b>2</b>	<b>3</b>	<b>200</b>

FG% 1st Half: 12-27 44.4% 2nd Half: 14-28 50.0% Game: 47.3%  
3-Pt. FG% 1st Half: 6-11 54.5% 2nd Half: 4-9 44.4% Game: 50.0%  
FT% 1st Half: 5-6 83.3% 2nd Half: 13-20 65.0% Game: 69.2%

#### TIGERS (6-18, 3-11) 72

PLAYER	FG	3FG	FT	O-D-R	PF	TP	A	T	B	S	MIN
Nwankwo*	5-5	0-0	5-7	3-8-8	4	15	1	0	3	0	32
Lee*	7-12	0-0	1-3	0-4-4	2	15	4	4	1	1	32
Brown*	4-6	0-0	0-0	1-7-8	2	8	3	2	0	0	32
Polk*	3-7	0-3	0-1	0-0-0	1	6	2	2	0	1	12
Thornton*	3-12	2-10	0-0	0-0-0	3	8	4	1	0	1	32
Philmore	3-6	0-0	0-0								





left when Krubally was fouled on an inside layup attempt by Polk. Although the Tigers took a pair of time outs in an effort to rattle Krubally, the 6-6 forward calmly sank both free throws to tie the game at 63-63.

When Franklin's driving floater in the lane bounced off the rim, the game went to overtime.

The Panthers, who beat Towson by 70-61 in Atlanta last month, raced to a 13-4 lead in the first six minutes of the game and maintained their advantage throughout the first half. Georgia State owned a 25-15 lead with 8:18 left in the half before Towson started chipping away at the lead.

In the second half, the Tigers turned up the defensive pressure and held Georgia State to 39.1 shooting as they rallied to get back into the game.

Towson scored the first six points of the second half to assume a 37-36 lead with 17:24 remaining. With 12:01 remaining, Polk's layup gave the Tigers their largest lead of the game at 48-43.

Led by Josh Brown, the Tigers' defense forced 19 turnovers which led to 25 points.

Polk led the Tigers with 17 points. Robert Nwankwo shot posted his 7th "double double" of the season with 12 points and 12 rebounds. The leading shot blocker in the CAA, he had five blocks against the Panthers, increasing his season total to 71 blocked shots in 21 games.

#### GEORGIA STATE (10-17, 4-11) 69

PLAYER	FG	3FG	FT	O-D-R	PF	TP	A	T	B	S	MIN
Hamilton*	4-9	0-0	1-1	3-2-5	4	9	0	3	0	1	27
Dukes*	2-9	0-1	0-0	3-2-5	1	4	5	4	1	0	26
Johnson*	1-6	0-2	2-2	0-2-2	0	4	3	1	0	2	23
Goldston*	5-9	2-3	0-0	0-1-1	1	12	0	2	0	2	27
Krubally*	4-6	0-0	3-4	3-2-5	5	11	1	3	0	0	23
Fields	1-4	0-0	5-7	1-2	4	7	4	2	0	1	27
Curry	0-0	0-0	2-2	0-0-0	2	2	1	0	0	2	11
Ali	5-9	0-3	0-0	2-4-6	2	10	2	3	0	0	33
Vincent	1-1	0-0	0-0	0-0-0	0	2	1	0	0	0	5
Lott	3-4	2-3	0-0	0-2-2	0	8	1	0	0	0	23
Team				2-13							
Georgia St.	26-57	4-12	13-16	14-17-31	19	69	17	19	1	8	225

FG% 1st Half: 15-28 53.6% 2nd Half: 9-23 39.1% Game: 45.6%  
3-PT FG% 1st Half: 2-6 33.3% 2nd Half: 2-4 50.0% Game: 33.3%  
FT% 1st Half: 4-6 66.7% 2nd Half: 7-8 87.5% Game: 81.3%

#### TIGERS (7-18, 4-11) 74

PLAYER	FG	3FG	FT	O-D-R	PF	TP	A	T	B	S	MIN
Philmore*	2-5	0-0	7-8	1-1-2	3	13	0	2	0	4	31
Brown*	5-7	1-1	4-4	1-3-4	2	15	1	0	0	3	35
Morris*	0-2	0-0	0-0	0-0-0	0	0	1	2	0	0	12
Nwankwo*	4-6	0-0	4-6	4-8-12	4	12	1	2	5	0	36
Lee*	3-6	0-0	0-0	1-2-3	2	6	3	3	0	0	30
Polk	7-13	2-3	1-2	2-3-5	3	17	3	0	0	0	35
Thornton	1-3	1-2	0-0	0-0-0	1	3	0	2	0	0	13
Franklin	2-10	0-1	4-4	0-0-0	3	8	5	5	0	2	33
Team				2-13							
Tigers	25-52	4-7	20-24	11-18-29	18	74	14	17	5	9	225

FG% 1st Half: 11-24 45.8% 2nd Half: 11-22 50.0% Game: 48.1%  
3-PT FG% 1st Half: 3-5 60.0% 2nd Half: 0-1 0.0% Game: 57.1%  
FT% 1st Half: 6-8 75.0% 2nd Half: 10-12 83.3% Game: 83.3%  
Officials: Dwayne Gladden, William Humes, Brent Hampton  
Technical fouls: None. Attendance: 1310

Score by Periods	1st	2nd	OT	Total
Georgia State	36	27	6	69
Tigers	31	32	11	74

#### GAME 26

### OLD DOMINION 78 TIGERS 67

NORFOLK, Va. - Old Dominion ran its home victory streak to 22 as the undermanned Tigers were no match for the CAA leaders and bowed 78-67 to the Monarchs in the Constant Convocation Center.

The Tigers dressed just seven players for the contest, leaving senior guard Josh Thornton (ankle), junior guard Jimmy Smith (illness) and junior forward Jarrel Smith (academic conflict) back on the Towson campus. The Monarchs took advantage of Towson's thin ranks and wore down the visitors to beat the Tigers for the 22nd time in the 23-game series.

Towson enjoyed early success, gaining the lead, 8-7, on Josh Brown's driving layup at the 15:51 mark. But a three-point play by Frank Hassell put the Monarchs out front again, 10-8. ODU started to run away with the game, using an 11-2 run to go up by eight. RaShawn Polk muscled his way inside for a couple of buckets and Robert Nwankwo scored in close to narrow the gap to two, 18-16 but that would be as close as the Tigers would come.

The Monarchs tried to wrap it up early but the Tigers hung around. ODU managed to score four points in the last 9.5 seconds of the first half to take a 38-31 lead at the break. Nick Wright's basket with seven-tenths of a second remaining was hotly disputed by Tigers' coach Pat Kennedy, resulting in a bench technical. ODU started the second half at the free throw line. Within minutes the Monarchs pulled away with a double digit lead. The Tigers never recovered.

Towson had trouble containing ODU's big guys, especially Keyon Carter and Hassell who combined with Gerald Lee for 42 points. The Monarchs outscored the Tigers 52-28 in the paint. ODU outrebounded the Tigers 39-28. Over half of the Monarchs' boards (21) were offensive.

Polk led the Tigers with 16 points. Brown, Nwankwo and Isaiah Philmore each scored 11 points. Nwankwo hauled in a team high six rebounds.

#### TIGERS (7-19, 4-12) 67

PLAYER	FG	3FG	FT	O-D-R	PF	TP	A	T	B	S	MIN
Philmore*	4-7	0-0	3-4	0-3-3	1	11	0	2	0	0	34
Nwankwo*	4-7	0-0	3-5	3-3-6	5	11	1	3	1	0	28
Lee*	4-8	0-0	1-2	2-2-4	3	9	3	2	0	0	32
Brown*	3-6	1-1	4-4	0-2-2	1	11	2	3	0	2	31
Morris*	1-2	1-2	0-0	0-3-3	1	3	5	2	0	0	23
Polk	6-13	3-8	1-2	2-2-4	3	16	0	0	0	0	25
Franklin	1-7	0-1	4-4	2-2-4	4	6	5	1	0	0	27
Team				3-14							
Tigers	23-50	5-12	16-21	12-16-28	18	67	16	14	1	2	200

FG% 1st Half: 10-22 45.5% 2nd Half: 13-28 46.4% Game: 46.0%  
3-PT FG% 1st Half: 2-5 40.0% 2nd Half: 3-7 42.9% Game: 41.7%  
FT% 1st Half: 9-10 90.0% 2nd Half: 7-11 63.6% Game: 76.2%

#### OLD DOMINION (21-7, 13-3) 78

PLAYER	FG	3FG	FT	O-D-R	PF	TP	A	T	B	S	MIN
Lee*	5-8	1-1	3-6	2-1-3	3	14	1	1	1	1	29
Hassell*	7-10	0-0	1-3	4-2-6	2	15	3	2	3	1	25
Neely*	0-2	0-1	2-2	0-0-0	3	2	3	0	0	0	20
Bazemore*	6-11	0-0	2-6	3-2-5	2	14	5	1	1	1	30
Finney*	1-3	0-2	1-2	3-1-4	4	3	3	0	0	0	25
Wright	1-2	0-0	0-0	2-0-2	1	2	0	0	0	0	2
James	3-10	0-3	0-0	1-4-5	1	6	2	1	0	1	28
Illadis	3-5	1-3	0-0	1-2-3	1	7	2	2	0	0	13
Cooper	0-0	0-0	0-0	0-0-0	0	0	0	0	0	0	2
De Lancey	1-1	0-0	0-0	0-1-1	1	2	0	1	0	0	3
Carter	6-12	0-1	1-2	3-4-7	1	13	1	1	1	2	23
Team				2-13							
Old Dominion	33-64	2-11	10-21	21-18-39	19	78	20	9	6	7	200

FG% 1st Half: 16-39 41.0% 2nd Half: 17-25 68.0% Game: 51.6%  
3-PT FG% 1st Half: 1-8 12.5% 2nd Half: 1-3 33.3% Game: 18.2%  
FT% 1st Half: 5-11 45.5% 2nd Half: 5-10 50.0% Game: 47.6%  
Officials: John Hughes, Earl Walton, Andrew Marotta  
Technical fouls: Tigers-bench. Attendance: 6832

Score by Periods	1st	2nd	Total
Tigers	31	36	67
Old Dominion	38	40	78

#### GAME 27

### MANHATTAN 78 TIGERS 62

RIVERDALE, N.Y. - Manhattan stunned Towson with an opening game 20-0 run and went on to cruise to a 78-62 BracketBuster victory over the Tigers in Draddy Gymnasium in the first meeting ever between the two schools.

It couldn't have started any worse for the Tigers. A combination of poor shooting and turnovers by Towson opened the way for Manhattan. The Tigers missed their first 8 shots from the field and had 8 turnovers before they scored their first point of the game on a free throw by Isaiah Philmore at the 11:34 mark. By that time the Jaspers had built a 20-0 lead.

Calvin Lee tallied the Tigers' first field goal of the contest with 10:55 left in the first half. Towson started to heat up a little, closing the gap to 11, 29-18, on Philmore's layup. That was as close as they would come the rest of the way. The Jaspers went on to a 33-21 lead at halftime.

The second half wasn't any kinder to the Tigers who continued to struggle defensively. Manhattan's lead ballooned to 21 points a couple of times. The Tigers could never mount a sustained attack. Their longest run of the game was 6-0. They trimmed Manhattan's lead to a dozen on several occasions but each time the Jaspers answered to keep their double digit advantage intact.

Manhattan's efficiency improved in the second half. After shooting 45.5% from the floor in the first half they were 60.6% in the second half. Brandon Adams was the recipient of a number of back door layups, scoring a game-high 18 points on 8-10 shooting

from the floor. Towson shot 40.7% from the field, a figure that included 7-23 from three-point range.

RaShawn Polk led the Tigers with 16 points. Philmore added 11 and Lee and Troy Franklin 10 each. Rico Pickett, the leading n'corer in the MAAC, finished with 17 points for the Jaspers.

#### TIGERS (7-20) 62

PLAYER	FG	3FG	FT	O-D-R	PF	TP	A	T	B	S	MIN
Nwankwo*	1-4	0-0	0-0	3-3-6	0	2	1	1	0	0	18
Lee*	5-6	0-0	0-1	1-3-4	4	10	0	3	0	0	25
Brown*	1-3	1-1	0-0	0-1-1	1	3	1	0	0	0	19
Polk*	7-12	2-0	0-0	2-0-2	1	16	2	4	0	2	28
Franklin*	2-5	1-2	5-6	0-4-4	2	10	3	3	0	0	22
Philmore	3-7	1-3	4-6	2-1-3	1	11	1	1	0	0	29
Smith, Jim	0-0	0-0	0-0	0-0-0	1	0	0	0	0	0	2
Morris	0-3	0-1	0-0	1-2	1	0	4	1	0	1	18
Smith, Jar.	1-5	0-2	2-2	0-3-3	0	4	1	1	0	0	18
Thornton	2-9	2-7	0-0	0-1-1	0	6	2	1	0	0	21
Team				2-13							
Tigers	22-54	7-23	11-15	11-18-29	11	62	15	15	0	3	200

FG% 1st Half: 9-27 33.3% 2nd Half: 13-27 48.1% Game: 40.7%  
3-PT FG% 1st Half: 1-9 11.1% 2nd Half: 6-14 42.9% Game: 30.4%  
FT% 1st Half: 2-5 40.0% 2nd Half: 9-10 90.0% Game: 73.3%

#### MANHATTAN (10-17) 78

PLAYER	FG	3FG	FT	O-D-R	PF	TP	A	T	B	S	MIN
Gabriel*	6-9	0-0	1-2	4-3-7	3	13	2	2	1	0	26
Crawford*	6-10	0-3	1-2	0-6-6	2	13	4	2	0	2	35
Adams*	8-10	0-0	2-2	3-5-8	2	18	0	0	1	1	28
Pickett*	7-14	1-5	2-4	1-2-3	0	17	5	1	0	2	34
Bouli*	4-9	1-5	0-0	1-4-5	1	9	5	2	0	1	36
Jackson	0-0	0-0	0-0	0-0-0	0	1	0	0	0	0	1
Pearson	1-6	0-2	0-0	1-2-3	1	2	5	1	0	1	25
Walsh	0-1	0-0	0-0	0-0-0	0	0	0	0	0	0	1
McCabe	0-0	0-0	0-0	0-0-0	0	0	0	0	0	0	1
Coulibaly	1-2	0-0	0-0	1-0-1	3	2	0	1	0	0	9
Beamon	2-5	0-0	0-0	1-0-1	1	4	4	0	0	0	3
Laue	0-0	0-0	0-0	0-0-0	0	0	0	0	0	0	1
Team				2-0-2							
Manhattan	35-66	2-15	6-10	14-22-36	12	78	22	10	2	7	200

FG% 1st Half: 15-33 45.5% 2nd Half: 20-33 60.6% Game: 53.0%  
3-PT FG% 1st Half: 1-0 0.0% 2nd Half: 1-5 20.0% Game: 13.3%  
FT% 1st Half: 2-4 50.0% 2nd Half: 4-6 66.7% Game: 60.0%  
Officials: Louie Andrakakos, Bob Testa, John Gwynn  
Technical fouls: None. Attendance: 1011

Score by Periods	1st	2nd	Total
Tigers	21	41	62
Manhattan	33	45	78

#### GAME 28

### TIGERS 83 WILLIAM & MARY 77

WILLIAMSBURG, Va. - Troy Franklin scored a career high

# 2009-10 REVIEW

## TIGERS (8-20, 5-12) 83

PLAYER	FG	3FG	FT	O-D-R	PF	TP	A	T	B	S	MIN
Nwankwo*	7-12	0-0	2-3	3-9-12	2	16	1	2	4	0	33
Lee*	3-5	0-0	1-2	1-3-4	1	7	0	2	0	0	28
Polk*	5-9	2-5	0-0	1-4-5	2	12	3	2	1	1	30
Thornton*	5-11	4-7	0-0	1-2-3	0	14	1	0	0	1	34
Franklin*	7-10	3-5	10-10	0-4-4	4	27	7	1	1	2	34
Philmore	1-2	0-0	5-5	1-5-6	3	7	0	3	0	1	18
Brown	0-4	0-2	0-0	0-0-0	0	0	0	0	0	1	9
Morris	0-2	0-1	0-0	0-1-1	0	0	1	0	0	0	7
Smith	0-1	0-0	0-0	0-0-0	0	0	1	1	0	0	7
<b>Tigers</b>	<b>28-56</b>	<b>9-20</b>	<b>18-20</b>	<b>7-28-35</b>	<b>12</b>	<b>83</b>	<b>14</b>	<b>11</b>	<b>6</b>	<b>6</b>	<b>200</b>

FG% 1st Half: 13-30 43.3% 2nd Half: 15-26 57.7% Game: 50.0%  
 3-PT FG% 1st Half: 3-8 37.5% 2nd Half: 6-12 50.0% Game: 45.0%  
 FT% 1st Half: 5-5 100% 2nd Half: 13-15 86.7% Game: 90.0%

## WILLIAM & MARY (19-9, 11-6) 77

PLAYER	FG	3FG	FT	O-D-R	PF	TP	A	T	B	S	MIN
Hess*	1-3	0-0	0-0	5-4-9	0	2	3	1	0	0	13
McDowell*	4-10	2-4	1-2	3-4-7	3	11	1	4	0	2	34
Schneider*	7-25	6-17	2-2	1-3-4	2	22	6	0	0	3	36
Summer*	5-8	2-4	4-10	2-3-5	1	16	0	1	1	0	30
McCurdy*	0-8	0-4	0-2	0-0-0	3	0	3	0	0	0	21
Brown	0-1	0-0	0-0	0-1-1	1	0	0	1	1	1	17
Galliard	2-3	2-2	0-0	1-2-3	1	6	0	0	0	1	14
Rum	0-2	0-2	0-0	0-1-1	0	0	0	1	0	0	7
Ludwick	3-4	2-3	0-0	0-1-1	2	8	0	1	0	0	8
Kitts	6-8	0-0	0-0	6-3-9	3	12	1	0	0	0	20
Team				3-4-4							
<b>W&amp;M</b>	<b>28-72</b>	<b>14-36</b>	<b>7-16</b>	<b>21-23-44</b>	<b>16</b>	<b>77</b>	<b>14</b>	<b>11</b>	<b>2</b>	<b>7</b>	<b>200</b>

FG% 1st Half: 12-32 37.5% 2nd Half: 16-40 40.0% Game: 38.9%  
 3-PT FG% 1st Half: 6-17 35.3% 2nd Half: 8-19 42.1% Game: 38.9%  
 FT% 1st Half: 5-12 41.7% 2nd Half: 2-4 50.0% Game: 43.8%  
 Officials: Tim Cougherty, Dwayne Gladden, Alan Spahr  
 Technical fouls: None. Attendance: 3217

Score by Periods	1st	2nd	Total
Tigers	34	49	83
William and Mary	35	42	77

## GAME 29

### TIGERS 81 DELAWARE 66

TOWSON, Md. - Josh Thornton nailed four of seven three-point field goal attempts and scored a team high 18 points as he led the Tigers to their second consecutive victory, 81-66 in the regular season finale.

The Tigers took command of the game midway through the first half. After the teams exchanged the lead six times in the first nine minutes, the Tigers went on an 11-2 run to grab a 24-15 lead with 7:12 remaining in the first half. With 4:23 left in the half, sophomore RaShawn Polk gave Towson a 34-21 advantage when he made a steal and breakaway layup.

The Blue Hens rallied in the final minutes of the half and pulled to within 40-32 at intermission.

Thornton led the Tigers to their 40-32 halftime lead by scoring 14 points. He made four of six three-pointers in the first half.

In the second half, the Tigers gradually pulled away. When junior guard Josh Brown completed an old-fashioned three-point play with 10:48 remaining, the Tigers owned a 64-44 advantage.

Trailing by 71-55 with 6:11 remaining in the game, Delaware scored five straight points to cut its deficit to 71-60 with 4:40 left. However, senior Calvin Lee made one of two free throws and sophomore guard Troy Franklin hit a pair of foul shots to give the Tigers a 74-60 advantage.

Led by Thornton, the Tigers connected on 11 of 23 attempts from three-point while holding Delaware to 2-for-14 shooting from beyond the arc. The Tigers, who outrebanded the Blue Hens by 41-34, shot 49.1 per cent from the floor.

Franklin added 14 points and three assists. In 23 minutes of action, the Tiger guard did not turn the ball over. Playing a solid all-around game, Polk just missed a double-double with 12 points and 9 rebounds. The Tigers' other senior, Lee scored eight points and grabbed six rebounds.

## DELAWARE (7-23, 3-15) 66

PLAYER	FG	3FG	FT	O-D-R	PF	TP	A	T	B	S	MIN
Pegg*	6-10	0-0	2-2	1-6-7	2	14	1	1	1	0	31
Higgins*	0-3	0-0	0-0	2-6-8	1	0	0	0	0	0	19
Carter*	8-17	1-4	9-11	0-6-6	3	26	4	2	0	0	38
Dawson*	2-9	1-4	0-0	1-1-2	2	5	2	1	0	1	34
Boney*	0-2	0-2	2-2	0-2-2	2	2	1	1	0	0	17
Hawkins	0-0	0-0	0-0	0-0-0	4	0	1	0	0	0	10
Madarani	0-1	0-1	0-0	0-0-0	1	0	1	0	0	0	1
McCullar	4-9	0-0	4-7	0-1-1	4	12	1	0	0	0	39
Santiago	3-7	0-3	1-3	1-3-4	3	7	1	1	0	1	31
Team				0-4							
<b>Delaware</b>	<b>23-58</b>	<b>2-14</b>	<b>18-25</b>	<b>5-29-34</b>	<b>22</b>	<b>66</b>	<b>12</b>	<b>7</b>	<b>1</b>	<b>2</b>	<b>200</b>

FG% 1st Half: 10-27 37.0% 2nd Half: 13-31 41.9% Game: 39.7%  
 3-PT FG% 1st Half: 1-4 25.0% 2nd Half: 11-10 10.0% Game: 14.3%  
 FT% 1st Half: 11-12 91.7% 2nd Half: 7-13 53.8% Game: 72.0%

## TIGERS (9-20, 6-12) 81

PLAYER	FG	3FG	FT	O-D-R	PF	TP	A	T	B	S	MIN
Nwankwo*	3-7	0-0	2-9	0-8-8	2	8	1	0	3	1	32
Lee*	2-8	0-1	4-6	1-5-6	4	8	0	0	1	1	30
Polk*	4-8	1-5	3-5	2-9-9	2	12	5	2	0	2	31
Thornton*	6-13	4-7	2-4	0-2-2	3	18	2	1	0	0	29
Franklin*	4-6	2-3	4-4	1-3-4	4	14	3	0	0	0	23
Philmore	2-2	0-0	0-2	1-4-5	2	4	1	1	0	0	16
Brown	2-4	1-2	1-1	0-2-2	3	6	2	1	0	0	15
Morris	2-4	2-3	0-0	0-2-2	2	6	0	2	0	1	14
Smith	2-3	1-2	0-0	0-2-2	1	5	0	0	1	0	10
Team				1-0-1							
<b>Tigers</b>	<b>27-55</b>	<b>11-23</b>	<b>16-31</b>	<b>6-35-41</b>	<b>23</b>	<b>81</b>	<b>14</b>	<b>7</b>	<b>5</b>	<b>5</b>	<b>200</b>

FG% 1st Half: 16-33 48.5% 2nd Half: 11-22 50.0% Game: 49.1%  
 3-PT FG% 1st Half: 9-16 50.0% 2nd Half: 3-7 42.9% Game: 47.8%  
 FT% 1st Half: 8-9 88.9% 2nd Half: 16-28 57.1% Game: 51.6%  
 Officials: Tony Dawkins, Earl Robinson, Tim Ebersole  
 Technical fouls: None. Attendance: 2094

Score by Periods	1st	2nd	Total
Delaware	32	34	66
Tigers	40	41	81

## GAME 30

### TIGERS 91 UNC WILMINGTON 74

RICHMOND, Va. - For the 4th straight year the Tigers made the CAA quarterfinals thanks to an opening round 91-74 win over UNC Wilmington.

The 8th-seeded Tigers (10-20) were dominating, leading by as many as 30 points midway through the second half. A closing 12-2 run by the 9th-seeded Seahawks (9-22) made the game appear closer than it actually was as the Tigers scored a season high in points. The win stretched Towson's win streak to three, its longest of the season.

Towson never trailed in the one-sided victory. Troy Franklin opened the scoring with a three-point basket just 14 seconds into the game to set the tone. The Tigers shot 55 per cent in the opening session that included a 5-10 showing from beyond the arc.

RaShawn Polk and Calvin Lee combined for 24 first half points. With 4:04 left in the half, the Tigers had doubled up on the Seahawks, 46-23. Towson assumed a 52-30 lead at the break, registering the most points in a half this season.

Less than three minutes into the second half Towson upped its lead to 63-36. The Tigers would hold the 27-point advantage throughout the period. At the 10:56 mark Towson owned its largest lead, 82-52, after Brian Morris' 3-point basket. With 3:52 left to play Towson was ahead, 89-62. UNCW outscored the Tigers 12-2 the rest of the way.

Polk led 51 players in double figures with a game and career high 20. Franklin chipped in 18 in only 19 minutes of action, shooting 6 of 9 from the field including a 4-for-5 showing from long range. Isaiah Philmore came off the bench to net a career high 14 points. Josh Thornton added 13 points. Lee finished with 12 points and a game high 8 rebounds.

The Tigers shot 51 per cent from the floor for the game. They outboarded the Seahawks 34-31. Towson committed 11 turnovers with 9 of those coming in the second half.

## UNC WILMINGTON (9-22) 74

PLAYER	FG	3FG	FT	O-D-R	PF	TP	A	T	B	S	MIN
Ohuarege*	1-3	0-0	3-6	1-4-5	2	5	1	2	0	2	17
Rendleman*	4-5	0-0	2-4	3-3-6	3	10	1	1	2	0	22
Tomko*	3-3	0-0	0-0	0-1-1	2	6	2	3	0	0	12
Wolf*	4-10	2-4	0-0	0-0-0	2	10	4	4	0	1	27
Grant*	3-11	1-5	3-3	0-2-2	1	10	0	2	1	0	28
Downey	0-1	0-0	0-0	0-2-2	0	0	0	0	0	0	3
Jeralds	0-1	0-0	0-0	0-2-2	0	0	3	4	0	1	19
Lacy	6-10	1-3	0-0	1-2-3	2	13	1	2	1	2	23
Basnight	1-2	1-2	0-0	0-1-1	0	3	0	0	0	0	4
Felder	2-4	1-2	0-0	1-1-2	0	5	0	0	0	1	12
DeLoach	3-6	0-1	2-2	1-3-4	2	8	1	0	1	1	18
Team				1-0-1							
<b>UNCW</b>	<b>29-59</b>	<b>6-17</b>	<b>10-15</b>	<b>9-22-31</b>	<b>19</b>	<b>74</b>	<b>15</b>	<b>18</b>	<b>5</b>	<b>8</b>	<b>200</b>

FG% 1st Half: 11-25 44.0% 2nd Half: 18-34 52.9% Game: 49.2%  
 3-PT FG% 1st Half: 3-8 37.5% 2nd Half: 3-9 33.3% Game: 35.3%  
 FT% 1st Half: 5-6 83.3% 2nd Half: 5-9 55.6% Game: 66.7%

## TIGERS (10-20) 91

PLAYER	FG	3FG	FT	O-D-R	PF	TP	A	T	B	S	MIN
Nwankwo*	1-2	0-0	2-3	0-6-6	4	4	0	1	2	1	29
Lee*	4-6	0-0	4-6	1-7-8	4	12	4	2	1	1	21
Polk*	8-17	1-5	3-4	3-1-4	2	20	2	1	0	2	33
Thornton*	4-9	3-5	2-2	0-1-1	0	13	0	0	0	1	28
Franklin*	6-9	4-5	2-2	0-2-2	2	18	3	2	0	2	19

Philmore	5-8	0-0	4-6	4-1-5	2	14	0	2	0	1	30
Brown	1-6	0-1	1-2	0-1-1	0	3	1	1	0	0	19
Morris	2-4	1-1	2-2	1-1-2	1	7	1	2	0	0	21
Team				2-3-5							
<b>Tigers</b>	<b>31-61</b>	<b>9-17</b>	<b>20-27</b>	<b>11-23-34</b>	<b>15</b>	<b>91</b>	<b>11</b>	<b>11</b>	<b>3</b>	<b>9</b>	<b>200</b>

FG% 1st Half: 17-31 54.8% 2nd Half: 14-30 46.7% Game: 50.8%  
 3-PT FG% 1st Half: 10-10 50.0% 2nd Half: 4-7 57.1% Game: 52.9%  
 FT% 1st Half: 13-17 76.5% 2nd Half: 7-10 70.0% Game: 74.1%  
 Officials: Bernard Clinton, Tim Kelly, Andrew Marotta  
 Technical fouls: None. Attendance: N/A

Score by Periods	1st	2nd	Total
UNC Wilmington	30	44	74
Tigers	52	39	91

## GAME 31

### OLD DOMINION 86 TIGERS 56

RICHMOND, Va. - Towson's season came to an abrupt halt with an 86-56 loss to top-seeded Old Dominion in the quarterfinals of the Colonial Athletic Association Championship Basketball Tournament in the Richmond Coliseum.

After dispatching UNC Wilmington 91-74 in a first round contest, the Tigers were hoping for an upset of the favored Monarchs (24-8) but ODU's size proved too much for Towson to handle. The loss ends the Tigers home with a final 10-21 record and put a stop to their three-game win streak.

Old Dominion dominated the boards, out rebounding the Tigers 60-27. The Monarchs collected 24 offensive rebounds. ODU scored 44 points in the paint with Gerald Lee (17), Keyon Carter (16) and Frank Hassell (11) accounting for that production. Hassell led ODU's effort on the boards with 11.

"We played very well in the first round when Old Dominion got a chance to see some of things we've developed in the last couple of weeks," said Tiger head coach Pat Kennedy. "They did a good job of preparing for us. They're a great offensive rebounding team. They just keep coming and coming and coming. They've got excellent depth, size and strength, and they make shots."

**TOWSON CENTER**





# TOWSON CENTER

## Tomorrow's Towson Center

Towson University continues to plan the construction of a new arena attached to the current Towson Center that will become the new home of the men's and women's basketball programs, as well as volleyball and gymnastics, and provide a new location for major university events like graduation and convocations.

Construction on the new 5,000-seat arena is expected to begin in the spring of 2011 and open for the 2013-14 season.

The Arena will be attached to the current Towson Center. The front entrance will be just off of Auburn Drive, across from the Johnny Unitas Stadium press box. The Arena will feature a seating bowl, hospitality areas and suites. The concourse will include four concessions areas, ticketing and a Hall of Fame exhibit where the university plans to display a history of its athletics program.

The project also includes enhancement of the lower level of the Towson Center, including renovation to the basketball and visiting locker rooms, and expansion of the strength and conditioning facilities.

### TODAY'S TOWSON CENTER

With a current seating capacity of 4,500 for basketball, the Towson Center is in its 35th

season of hosting college basketball games.

The Towson Center arena is part of a complex which is situated on 24 picturesque acres of ground. It was opened for use in October, 1976. Since then, the Tigers have a 263-173 record in it.

The entire complex includes the arena, 11,192-seat Johnny Unitas Stadium, ten tennis courts (five lighted for evening play), and separate fields for football, lacrosse, soccer, and softball.

Inside the arena, which has 165,000 square feet of floor space, there are six classrooms, a research lab, a curriculum center, a fitness center, varsity and other weight rooms, a training room, a gymnastics room, plus 16 locker rooms, six racquetball courts and six squash courts. The main arena is sufficiently lighted for television. The facility houses nearly 100 faculty and staff members.

The floor of the main arena is designed to accommodate basketball, gymnastics, indoor track, tennis and volleyball. Two large carpeted platform risers with armed chairback seating sections weighing 35 tons each, are unique features. Fully-mechanized, they are among the largest of their kind in the world. There is also additional bleacher seating on the floor and concourse levels.

## Top Crowds

**5,086**

Towson vs. Michigan, Nov. 24, 1997

**5,079**

Towson vs. U. of Baltimore, Feb. 5, 1977

**4,950**

Towson vs. U. of Baltimore, Feb. 26, 1977  
Mason-Dixon Conference Championship Game

**4,435**

Towson vs. Lehigh, Mar. 6, 1990  
East Coast Conference Championship Game

**4,419**

Towson vs. U. of Baltimore, Mar. 5, 1977  
NCAA Division II Regional  
Championship Game

**4,281**

Towson vs. Louisville, Jan. 30, 1995

**4,271**

Towson vs. Lehigh, Mar. 8, 1988 - East Coast  
Conference Championship Game





## Towson Center Highlights

The Tigers are playing their 35th season in the Towson Center this year. Here are some highlights.

**DEC. 11, 1976 - TOWSON 101, C.W. POST 72:** The Tigers make their Towson Center debut with a 101-72 win over C.W. Post as Roger Dickens scores 20 points. Savia Sharp scored the first basket in the Towson Center.

**FEB. 5, 1977 - TOWSON 68, BALTIMORE 65:** The Towson Center's first sell-out crowd of 5,079 watches the 3rd-ranked Tigers edge 4th-ranked Baltimore in a battle between top of the top teams in NCAA Division II. Brian Matthews leads the way with 18 points and 11 rebounds.

**FEB. 26, 1977 - BALTIMORE 100, TOWSON 96:** In the Mason-Dixon Conference championship game, Baltimore hands the Tigers their first-ever Towson Center loss with a thrilling 100-96 win before a crowd of 4,950. The Tigers' Pat McKinley is named as the tournament MVP as he scores 21 points with 14 rebounds and four blocked shots.

**MAR. 5, 1977 - TOWSON 92, BALTIMORE 87 (OT):** Led by a 35-point performance by Roger Dickens, the Tigers edge Baltimore in the NCAA Division II South Atlantic regional championship game. After rallying from a 78-72 deficit in the final minute to force overtime, the Tigers use eight overtime points by Dickens to win the title. Brian Matthews adds 28 points and 15 rebounds before a crowd of 4,419.

**FEB. 18, 1978 - TOWSON 80, CHEYNEY 78:** Ranked 2nd in NCAA Division II, the Tigers received a 25-point effort from Brian Matthews as they edged 4th-ranked Cheyney, 80-78. Coached by John Chaney, Cheyney went on to win the NCAA Division II national championship.

**FEB. 25, 1978 - TOWSON 74, MOUNT ST. MARY'S 66:** In the Mason-Dixon Conference championship game, the Tigers won their first league title with a 74-66 win over Mt. St. Mary's. Roger Dickens scored 22 points and was named as the tournament's MVP.

**MAR. 4, 1978 - ELIZABETH CITY 84, TOWSON 73:** Hosting the NCAA Division II South Atlantic regional for the second year in a row, the Tigers lost to Elizabeth City in the finals, 84-73. Tom Blue of Elizabeth City was the tournament MVP as he scored 13 points with 13 rebounds. Brian Matthews led the Tigers with 22 points and 10 rebounds.

**DECEMBER 1, 1979 - AMERICAN 66, TOWSON 63:** In their debut as an NCAA Division I program, the Tigers fell to Coach Gary Williams and American University, 66-63. All-American Boo Bowers led the Eagles with 33 points and 10 rebounds while Mike Lyles scored 16 points for the Tigers.

**FEB. 13, 1980 - TOWSON 74, BALTIMORE 69:** Led by a career high 18-point, 12-rebound performance from Joe Miller, the Tigers beat the University of Baltimore, 74-69, to present Coach Vince Angotti with his 200th career victory. The winningest coach in Towson basketball history, Angotti finished his career with 231 wins in 16 seasons.

**DEC. 14, 1981 - VILLANOVA 85, TOWSON 55:** Before a crowd of 3,442 that was held down because of a snow storm, the Tigers hosted their first major college program as they faced Villanova. Led by All-Americans Ed Pinckney and John Pinone, the Wildcats shot 61.7 per cent from the floor as they handed the Tigers one of their worst-ever losses, 85-55. A future NBA star, Pinckney shot 11-for-11 from the floor and scored 22 points while Pinone had 25 points. The nucleus of the Villanova team that played in the Towson Center went on to win a national championship in 1985.

**FEB. 11, 1984 - TOWSON 71, AMERICAN 62 (2 OT):** Freshman guard Bill Leonard scored a game high 20 points and hit a 30-bank shot to send the game to a second overtime period as the Tigers earned their first-ever win over American University. Leonard's desperation shot at the end of the first overtime banked in and tied the game at 58-58. In the second overtime, the Tigers went on a 13-4 spurt to earn their first win over AU in 19 meetings.

**DEC. 5, 1987 - TOWSON 76, LOYOLA COLLEGE 60:** In the first college basketball game televised from the Towson Center, the Tigers edged local rival Loyola College. The Tigers' home opener was televised locally on WBAL-TV with Vince Bagli and Chris Thomas handling the broadcast. A crowd of 3,485 saw the Tigers jump out to a 15-3 lead

and never look back. Led by Adrian Basey, who scored 12 points, the Tigers shot 51 per cent from the floor.

**MAR. 8, 1988 - LEHIGH 84, TOWSON 78:** With a crowd of 4,271 and their first national ESPN audience watching, the Tigers lost to Lehigh in the first East Coast Conference Tournament championship game televised by ESPN. Daren Queenan led Lehigh with 37 points while Marty Johnson and Tommy Jones each scored 19 points for the Tigers, who finished as ECC runners-up for the second year in a row.

**FEB. 26, 1990 - TOWSON 92, LEHIGH 82:** In their final regular season home game, the Tigers raced to a 40-24 halftime lead and cruised to a 92-82 win over Lehigh to clinch the East Coast Conference regular season championship for the first time ever. Kurk Lee led Towson with 31 points as the Tigers protected their lead by making 31 of 36 free throws in the second half.

**MAR. 6, 1990 - TOWSON 73, LEHIGH 60:** Led by East Coast Conference Tournament MVP Kurk Lee and his 22 points, the Tigers earned their first ECC championship and a berth in the NCAA Tournament with a 73-60 win over Lehigh. Although the Tigers never trailed in the second half, they did not have a comfortable lead until a three-point play by Lee with 3:40 remaining made it a 60-51 game. Sophomore Devin Boyd scored 13 points and was named to the all-tournament team. The Tigers won the first of their three straight ECC championships in front of a crowd of 4,435 and a national ESPN audience.

**DEC. 1, 1990 - TOWSON 62, LOYOLA 60:** Junior guard Devin Boyd scored 18 points as the Tigers defeated Loyola, 62-60, to win their second straight Baltimore Beltway Classic championship. Boyd was the tournament MVP. William Griffin added 16 point and was named to the all-tournament team, along with Chuck Lightening.

**JAN. 16, 1991 - TOWSON 75, RIDER 71:** In a bizarre atmosphere created by the pre-game news that Desert Storm had begun, junior guard Devin Boyd scored a career high 32 points as the Tigers edged Rider, 75-71. Boyd, who made 10 of 16 shots from the floor, scored the 1,000th point of his college career with 12:51 remaining as he became the 14th player in Towson history with 1,000 career points.



# TOWSON CENTER

**MAR. 5, 1991 - TOWSON 69, RIDER 63:** Appearing on ESPN in the East Coast Conference championship game for the third time in four years, the Tigers used last minute heroics to hold off Rider's upset bid and earn their second straight trip to the NCAA Division I Tournament. With the Tigers trailing by 61-59 and 1:06 left, Devin Boyd hit a short jumper, was fouled and made the free throw to put the Tigers ahead to stay. With 45 seconds left, Chuck Lightening made a steal and a breakaway slam dunk to ignite the crowd of 3,425 and send the Tigers on to victory. Boyd and Lightening were named to the all-tournament team, along with junior Terrance Jacobs.

**FEB. 15, 1992 - TOWSON 113, UMBC 103:** In the highest-scoring game ever played in the Towson Center, the Tigers outscored UMBC, 113-103. The Tigers, who shot 56.1 per cent from the floor, were led by senior Terrance Jacobs, who scored 39 points to set a record for the most points scored by a Tiger player in the Towson Center. Included among T.J.'s 39 points was the 1,000th point of his career at Towson. For UMBC, Derell Thompson set a school record with 43 points.

**FEB. 15, 1993 - TOWSON 75, LIBERTY 69:** Playing their final home game of the season, the Tigers clinched the Big South Conference regular season title with a 75-69 win over Liberty. The win upped the Tigers' Big South record to 11-2 and marked their eighth straight win at home. Scooter Alexander scored 23 points to lead the Tigers.

**DEC. 17, 1994 - TOWSON 84, DELAWARE 83:** For the third time in three weeks, Ralph Blalock connected on a game-winning three-point basket in the final seconds to lead the Tigers to their 21st straight Towson Center win, an 84-73 victory over Delaware. Blalock, who also hit game-winning shots against Mount St. Mary's and West Virginia, drilled a 23-foot shot with four seconds left to lift the Tigers past the Blue Hens. The home court winning streak would reach 22 games before the Tigers lost to Radford on January 7, 1995.

**JAN. 30, 1995 - TOWSON 81, LOUISVILLE 69:** In what was considered one of the biggest upsets of the 1994-95 college basketball season, the Tigers stunned Louisville, 81-69, before a delirious crowd of 4,281. The Tigers rallied from an 11-point first half deficit to pull away down the stretch. Trailing by 59-55

with 9:16 remaining, the Tigers outscored the Cardinals by 26-10 the rest of the way. In the final 1:36, the Tigers made nine of ten free throws. Ralph Blalock led the Tigers with 26 points and five steals while DeRon Robinson scored 20 points off the bench.

**FEB. 16, 1997 - TOWSON 80, MAINE 70:** Led by a 21-point performance from Ralph Biggs, the Tigers edged Maine to present Coach Terry Truax with his 200th career victory. The Tigers' coach for 14 seasons, he compiled a record of 202-203 and led Towson to two NCAA Tournament appearances and three conference championships.

**NOV. 24, 1997 - MICHIGAN 75, TOWSON 72:** Before a record crowd of 5,086 and playing on their new portable wooden floor for the first time, the Tigers nearly pulled off a major upset as they dropped a 75-72 heartbreaker to Michigan in the final minute. The Tigers entertained the sellout crowd and a local TV audience on WMAR by grabbing a 37-32 lead at halftime. A three-pointer by Derrick Newton with 2:57 left gave the Tigers a 66-65 lead before the Wolverines scored seven straight points to make it a 72-66 edge. However, a Marlin Wise three-pointer cut the lead to 73-72 with eight seconds left. Robbie Reid made two free throws for Michigan with five seconds left to clinch the win. Led by Raul DePablo, the Tigers made 13 of 25 shots from three-point range. DePablo led the Tigers with 18 points.

**JAN. 12, 2002 - TOWSON 68, DREXEL 62:** Playing their first-ever Colonial Athletic Association game in the Towson Center, the Tigers shot 59.2 per cent from the floor and led for all 40 minutes in a 68-62 win over Drexel. The victory ended Towson's 15-game losing streak against Drexel, a streak that dated back to January 23, 1991. Brian Allen led the Tigers to their first CAA victory by scoring 15 points with eight assists.

**JAN. 19, 2004 - TOWSON 57, UNC WILMINGTON 55:** A rebound basket by Derrick Goode as time expired lifted the Tigers to a stunning 57-55 upset win over two-time defending Colonial Athletic Association champion UNC Wilmington. The Seahawks, who came into the game with a 9-5 overall record and a CAA-leading 4-1 mark. Lawrence Hamm led the Tigers with 24 points and 11 rebounds as the Tigers ended a five-game losing streak against UNCW.

**NOV. 19, 2004 - TOWSON 69, NORFOLK STATE 58:** In Coach Pat Kennedy's home debut as the Tigers' coach, Lawrence Hamm and Cantrell Fletcher each scored 17 points to lead the Tigers to a win over Norfolk State. The victory was the Tigers' seventh straight win in a home opener. Playing all 40 minutes, Hamm shot 6-for-11 from the floor and grabbed nine rebounds.

**JAN. 5, 2005 - TOWSON 86, DELAWARE 66:** In their CAA home opener, the Tigers used an early 17-0 run to hand rival Delaware a decisive 86-66 loss. The margin of victory was Towson's largest in 51 games against the Blue Hens. Mike Green scored 16 of his 20 points in the first half as the Tigers took a 49-32 lead at intermission. Lawrence Hamm added 23 points while Jonathan Pease scored 15 points with 14 rebounds.

**DEC. 3, 2005 - TOWSON 76, WILLIAM & MARY 45:** Senior Lawrence Hamm scored a career high 29 points on 13-for-15 shooting from the floor to lead the Tigers to a 76-45 win over William & Mary in their CAA opener. Freshman guard Tim Crossin added 19 points and seven assists for the Tigers, who led by 42-20 at halftime.

**JAN. 12, 2006 - TOWSON 94, HOFSTRA 91:** Led by the heroics of Gary Neal, the Tigers pulled off a thrilling 94-91 CAA win over Hofstra. Neal scored 34 points as he nailed six of eight three-point attempts. He scored 12 points in the final 2:09. After giving Towson an 84-80 lead on a three-pointer with 2:09 left, he made 9 of 10 free throws the rest of the way. Freshman Tim Crossin added 10 points and 10 assists as the Tigers overcame a school record three-point shooting effort (15-for-27) by Hofstra. Hofstra went on to post a final record of 26-7 and advance to the NIT quarter-finals.

**FEB. 15, 2006 - TOWSON 59, VCU 57:** Dennard Abraham poured in a career high 27 points as Towson notched its first victory ever over Virginia Commonwealth, ending the Rams' 10-game win streak over the Tigers.

## The Towson Center Single Game Records

### PLAYER

Points:	49	Daren Queenan, Lehigh vs. Bucknell, 1987
Points by a Towson Player:	41	Gary Neal, Towson vs. Samford, 2006
Field Goals Attempted:	33	Eric Evans, Morgan State vs. Towson, 1977
Field Goals Made:	17	Daren Queenan, Lehigh vs. Bucknell, 1987
Field Goal Pct. (10 Made):	1.000 (11-11)	Ed Pinckney, Villanova vs. Towson, 1981
3-Point Field Goals Attempted:	16	Josh Thornton, Towson vs. UNCW, 2009
3-Point Field Goals Made:	8	Gary Neal, Towson, vs. Georgia State, 2007
Free Throws Attempted:	23	Maurice Ingram, Coastal Car. vs. Towson, 1995
Free Throws Made:	18	Oscar Jones, Delaware vs. Towson, 1986
Most Consecutive FT's Made:	15	Oscar Jones, Delaware vs. Towson, 1986
Free Throw Pct. (10 made):	1.000 (12-12)	Kurk Lee, Towson vs. Drexel, 1989;
		Mel Edwards, Rider vs. Towson, 1989
Rebounds:	21	Junior Hairston, Towson vs. Loyola, 2007
		Brian Matthews, Towson vs. Albany State, 1977
Assists:	14	C.C. Williams, Towson, vs. Georgia State, 2007
	14	Gordon Austin, American vs. Towson, 1983;
	14	Greg McNair, Baltimore vs. Towson, 1980
Assists by a Towson Player:	14	C.C. Williams, Towson, vs. Georgia State, 2007
Blocked Shots:	9	Pat McKinley, Towson vs. St. Thos. Aquinas, 1977
Steals:	11	Marty Johnson, Towson vs. Bucknell, 1988
Turnovers:	12	Tracy Bergan, Loyola vs. Towson, 1991
Points in a Half:	29	Demetrius Dudley, Hofstra vs. Towson, 1992
Points in Overtime:	13	Gary Neal, Towson vs. VCU, 2007

### TEAM

Most Points:	116	Baltimore vs. Virginia Union, 1977
Most Points by Towson:	115	Towson vs. Gettysburg, 1986
Margin of Win by Towson:	45	Towson (115) vs. Gettysburg (70), 1988
Worst Loss by Towson:	35	VCU (82) vs. Towson (47), 2003
Most Field Goals Attempted:	103	Towson vs. St. Thomas Aquinas, 1977
Most Field Goals Made:	53	Towson vs. Salisbury, 1977
Highest Field Goal Pct.:	70.5 % (31-44)	Towson vs. Northeastern, 2001
Lowest Field Goal Pct.:	25.8 % (11-41)	Maryland Eastern Shore vs. Towson, 2002
Most 3-Point Field Goal Atts.:	33	Towson vs. Lafayette, 1998
Most 3-Point Field Goals Made:	15	Hofstra vs. Towson, 2006
Most Points in Half:	70	Virginia Union vs. Winston-Salem, 1977
Fewest Points in Half:	6	St. Peter's vs. Loyola, 1977
Most Points in Overtime:	15	Towson vs. Georgia State, 2009
Most Points-2 Teams:	216	Towson (113) vs. UMBC (103), 1992
Fewest Points Scored:	40	Maryland Eastern Shore (40) vs. Towson (65), 2002
Fewest Points-2 Teams:	90	Towson (47) vs. Randolph-Macon (43), 1978
Rebounds:	67	Towson vs. St. Thomas Aquinas, 1977
Fewest Rebounds:	18	Towson vs. UNC Greensboro, 1994
Assists:	33	Towson vs. St. Thomas Aquinas, 1977
Fewest Assists:	0	George Washington vs. Towson, 1984
Turnovers:	35	UMBC vs. Towson, 1977
Blocked Shots:	13	Towson vs. St. Thomas Aquinas, 1977
Steals:	25	Towson vs. Gettysburg, 1988
Personal Fouls:	34	Morgan State vs. Towson, 2001
Fewest Personal Fouls:	9	Towson vs. Vermont, 2001
	9	Towson vs. Virginia Commonwealth, 2006
Most Fouled Out:	4	Drexel vs. Rider, 1984
	4	Morgan State vs. Towson, 2001
	4	Virginia Tech vs. Towson, 2003
Most Free Throw Attempts:	50	Towson vs. Lehigh, 1990; Towson vs. Rider, 1989
Most Free Throws Made:	42	Towson vs. Lehigh, 1990
High Free Throw Pct.:	1.000 (11-11)	Towson vs. Drexel, 1985
	1.000 (7-7)	Towson vs. Virginia Commonwealth, 2003
	1.000 (7-7)	Towson vs. William & Mary, 2005
Fewest Free Throw Attempts:	2	George Mason vs. Towson, 2007;
		Towson vs. Randolph-Macon, 1978
Lowest Free Throw Pct.:	.333 (4-12)	Campbell vs. Towson, 1982
Longest Towson Win Streak:	22	Jan. 11, 1993 to Jan. 3, 1995
Longest Towson Losing Streak:	6	Jan. 29, 2003 to Feb. 28, 2004
	6	Jan. 29, 2005 to Nov. 19, 2005
Largest Attendance:	5,086	Towson vs. Michigan, Nov. 24, 1997

## Top Scoring Games in the Towson Center

- 49 Daren Queenan, Lehigh vs. Bucknell, 3/7/87
- 43 Dere'll Thompson, UMBC vs. Towson, 2/15/92
- 42 Mike Polaha, Lehigh vs. Drexel, 3/6/87
- 41 Gary Neal, Towson, vs. Samford, 11/16/06
- 39 Terrance Jacobs, Towson vs. UMBC, 2/15/92
- Darrick Suber, Rider vs. Towson, 2/29/92
- 38 Tom Bock, William & Mary vs. Towson, 1/16/89
- Devin Boyd, Towson vs. Delaware, 1/30/91
- Erik Harris, Navy vs. Towson, 12/7/90
- 37 Gary Neal, Towson, vs. Georgia State, 2/10/07
- Tony Odrick, Towson vs. Long Island, 1/23/82
- Daren Queenan, Lehigh vs. Towson, 3/8/88
- Demetrius Dudley, Hofstra vs. Towson, 2/6/92
- 36 Gary Neal, Towson vs. Winston-Salem, 12/29/06
- Gary Neal, Towson vs. VCU, 1/3/07
- Gary Neal, Towson vs. Delaware, 1/24/07
- Kurk Lee, Towson vs. Navy, 12/7/88
- John Rankin, Drexel vs. Delaware, 3/1/86
- Ronald Smith, Baltimore vs. Va. Union, 3/4/77
- 35 Roger Dickens, Towson vs. Baltimore, 3/5/77
- Mike Polaha, Lehigh vs. Lafayette, 3/6/88

C.C. Williams shares Towson Center single game assist record of 14.



**TWELVE  
COLONIAL  
ATHLETIC  
ASSOCIATION  
SCHOOLS  
WILL  
PARTICIPATE  
IN THE  
NINTH  
ANNUAL**



A record total of 114 teams – representing 15 collegiate athletic conferences and one independent – will compete in the three-day event (February 18-20), with the entire BracketBusters slate of matchups to be announced in late January. Drexel, James Madison, UNC Wilmington, Old Dominion, Towson and William & Mary will serve as host schools, while Delaware, George Mason, Georgia State, Hofstra, Northeastern and VCU will play on the road.

Of the 57 games, 11 will be televised, with six contests on ESPN2 and five games on ESPNU.

The CAA has had great success in BracketBusters, with the conference posting a 12-9 record in televised contests over the past six years. CAA teams have registered some of the most impressive victories in the event, highlighted by George Mason's triumph at Wichita State in 2006, Drexel beating Creighton on the road in 2007, VCU's victory at Akron in 2008 and Northeastern winning at Wright State in 2009.

**HOME TEAMS:** Drexel, James Madison, UNC Wilmington, Old Dominion, Towson, William & Mary, Akron, Boston, Buffalo, Cal Poly, College of Charleston, Drake, Eastern Michigan, Eastern Washington, Fairfield, Fresno State, High Point, Idaho State, Indiana State, Liberty, Long Beach State, Louisiana Tech, Loyola (Ill.), Marist, Montana State, Morgan State, Murray State, Nevada, New Mexico State, Niagara, Northern Illinois, Northern Iowa, Oral Roberts, Portland State, Presbyterian, Rider, Saint Mary's, San Jose State, Siena, Southeast Missouri State, Southern Illinois, Stony Brook, Tennessee-Martin, Tennessee State, Tennessee Tech, Toledo, UC Davis, UC Santa Barbara, UNC Asheville, Valparaiso, Western Carolina, Western Michigan, Wichita State, Winthrop, Wofford, Wright State, Youngstown State

**AWAY TEAMS:** Delaware, George Mason, Georgia State, Hofstra, Northeastern, VCU, Appalachian State, Austin Peay, Ball State, Boise State, Bowling Green, Bradley, Cal State Fullerton, Cal State Northridge, Canisius, Central Michigan, Charleston Southern, Cleveland State, Creighton, Davidson, Delaware State, Detroit, Eastern Illinois, Eastern Kentucky, Evansville, Gardner-Webb, Green Bay, Hawaii, Idaho, Illinois State, Iona, Jacksonville State, Kent State, Loyola (Md.), Loyola Marymount, Maine, Manhattan, Miami (Ohio), Milwaukee, Missouri State, Montana, Morehead State, New Hampshire, Northern Arizona, Northern Colorado, Ohio, Pacific, Radford, Sacramento State, Saint Peter's, Seattle, UC Irvine, UC Riverside, Utah State, Vermont, VMI, Weber State





# HISTORY



## 1990 NCAA Tournament

### 1989-90 Tigers

Front Row: Assistant Coach Steve Baker, Craig Valentine, Mike Colclough, Kelly Williamson, Kurk Lee, Kennell Jones, Mike Morin, Lewis Waller, Athletics Trainer Terry O'Brien. Back Row: Assistant Coach Jim Meil, Manager Ira Malkin, Assistant Coach Michael Hunt, Mark Edwards, Chuck Lightening, Larry Brown, Scott Heidler, William Griffin, Devin Boyd, Head Coach Terry Truax, Assistant Coach Darrell Bruce, Manager Chris Beal.



## 1991 NCAA Tournament

### 1990-91 Tigers

Front Row: Manager Chris Beal, William Griffin, Andrew Mason, Craig Valentine, Devin Boyd, Lewis Waller, Chuck Lightening, Terrance Jacobs, Myron Ray, Mike Manns, Manager Ira Malkin. Back Row: Assistant Coach Jim Meil, Assistant Coach Michael Hunt, Patrick Manning, Tom Caldwell, John James, Scott Heidler, Larry Brown, Matt Campbell, Head Coach Terry Truax, Assistant Coach Steve Baker, Trainer Gary Horsmon, Manager Brian Winfield.



# HISTORY

## All Time Individual Records

### POINTS

**Game:** 51 Larry Witherspoon, at American U., 1973  
**Overtime:** 19 Devin Boyd, at UMBC, 1993  
**Season:** 810 Gary Neal, 2006-07  
**Career:** 2,000 Devin Boyd, 1988-93

### FIELD GOALS ATTEMPTED

**Game:** 38 Larry Witherspoon vs. American, 1973  
**Season:** 599 Kurk Lee, 1989-90  
**Career:** 1,637 Pat McKinley, 1973-77

### FIELD GOALS MADE

**Game:** 24 Larry Witherspoon, at American, 1973  
**Consecutive FGs Made:** 14 Marc Boyle, at Lehigh, Lafayette, 1989  
**Season:** 299 Larry Witherspoon, 1972-73  
**Career:** 811 Pat McKinley, 1973-77

### FIELD GOAL PERCENTAGE

**Game:** 1.000 (11-11) Michael Fink, at Drexel, 1986  
 1.000 (10-10) Chuck Lightening, at Hofstra, 1991  
**Season (150 FGA):** .589 (99-168) Kennell Jones, 1988-89  
**Career:** .583 (211-362) Kennell Jones, 1988-90

### FREE THROWS ATTEMPTED

**Game:** 26 Devin Boyd, at UMBC, 1993  
**Season:** 272 Devin Boyd, 1992-93  
**Career:** 859 Devin Boyd, 1988-93

### FREE THROWS MADE

**Game:** 22 Devin Boyd, at UMBC, 1993  
**Consecutive FTs Made:** 37 Kurk Lee, 1988-89  
**Season:** 214 Devin Boyd, 1992-93  
**Career:** 685 Devin Boyd, 1988-93

### FREE THROW PERCENTAGE

**Game:** 1.000 (15-15) Devin Boyd, at Howard, 1990  
**Season (75 FTA):** .896 Art St. Martin, 1963-64  
**Career:** .851 (342-402) Kurk Lee, 1988-90

### 3-POINT FIELD GOALS ATTEMPTED

**Game:** 18 Kurk Lee, vs. North Carolina, 1988  
**Season:** 278 Gary Neal, 2006-07  
**Career:** 574 Josh Thornton, 2007-10

### 3-POINT FIELD GOALS MADE

**Game:** 8 Gary Neal vs. Georgia State, 2007  
**Consecutive 3FG's Made:** 7 Raul dePablo, 2000  
**Season:** 93 Gary Neal, 2006-07  
**Career:** 224 Josh Thornton, 2007-10

### 3-POINT FIELD GOAL PERCENTAGE

**Game (5 made):** 1.000 (6-6) Raul de Pablo at UD, 2000  
**Season:** .538 (71-132) John Bays, 1988-89  
**Career:** .515 (88-171) John Bays, 1985-89

### REBOUNDS

**Game:** 30 Pat McKinley, vs. Roanoke College, 1975  
**Season:** 396 Dan Roberts, 1968-69  
**Career:** 1,421 Pat McKinley, 1973-77

### ASSISTS

**Game:** 14 C.C. Williams vs. Georgia State, 2007  
**Season:** 152 Roger Dickens, 1977-78  
**Career:** 438 Devin Boyd, 1988-93

### BLOCKED SHOTS

**Game:** 9 Pat McKinley, vs. St. Thomas Aquinas, 1976  
**Season:** 86 Pat McKinley, 1976-77  
**Career:** 244 John James, 1990-94

### STEALS

**Game:** 11 Marty Johnson, vs. Bucknell, 1988  
**Season:** 124 Marty Johnson, 1988  
**Career:** 269 Brian Matthews, 1974-78

### TURNOVERS

**Game:** 11 Brian Allen, at New Hampshire, 2001  
**Season:** 150 Brian Allen, 2001-02  
**Career:** 378 Devin Boyd, 1988-93

### PERSONAL FOULS

**Season:** 112 Greg McClinton, 1985-86  
**Career:** 317 Steffan Bunsavage, 1982-86

### MOST DISQUALIFICATIONS

**Season:** 11 Greg McClinton, 1985-86  
**Career:** 21 Steffan Bunsavage, 1982-86

### SCORING AVERAGE

**Season:** 26.0 (805 pts., 31 games) Kurk Lee, 1989-90  
**Career:** 25.7 (1,541 pts., 60 games) Kurk Lee, 1988-90

### REBOUNDING AVERAGE

**Season:** 18.0 (396, 22 games) Dan Roberts, 1968-69  
**Career:** 18.0 (396, 22 games) Dan Roberts, 1968-69

### POINTS SCORED BY A FRESHMAN

**Game:** 27 Devin Boyd vs. Gettysburg, 1988  
**Season:** 443 Scooter Alexander, 1991-92

### POINTS SCORED BY A SOPHOMORE

**Game:** 27 Ralph Blalock, vs. Radford, 1994  
**Season:** 522 Scooter Alexander, 1992-93

### POINTS SCORED BY A JUNIOR

**Game:** 51 Larry Witherspoon, at American, 1973  
**Season:** 736 Kurk Lee, 1988-89

### POINTS SCORED BY A SENIOR

**Game:** 46 Devin Boyd, at UMBC, 1993  
**Season:** 810 Gary Neal, 2006-07

### GAMES PLAYED

**Season:** 34 Brian Morris, Troy Franklin, 2008-09  
**Career:** 119 Rocky Coleman, 2005-09

### GAMES STARTED

**Season:** 32 Terrel Smith, 2008-09,  
 Gary Neal, 2006-07  
**Career:** 113 Devin Boyd, 1988-93;

### MINUTES PLAYED

**Game:** 45 Devin Boyd, at UMBC, 1993  
 45 Gary Neal vs. VCU, 2007  
**Season:** 1,167 Gary Neal, 2007-07  
**Consecutive Minutes Played:** 201 Brian Allen, 2002  
**Career:** 3,705 Lawrence Hamm, 2002-06

## Single Season Highs

### 500 OR MORE POINTS IN A SEASON

810 Gary Neal, 2006-07  
 805 Kurk Lee, 1989-90  
 736 Kurk Lee, 1988-89  
 692 Terrance Jacobs, 1991-92  
 687 Larry Witherspoon, 1972-73  
 622 Devin Boyd, 1992-93  
 565 Brian Matthews, 1977-78  
 561 Roger Dickens, 1977-78  
 558 Chuck Lightening, 1991-92  
 553 Dan Roberts, 1968-69  
 552 Larry Witherspoon, 1973-74  
 549 Devin Boyd, 1990-91  
 539 Brian Matthews, 1976-77  
 528 Marty Johnson, 1987-88  
 526 Ralph Biggs, 1996-97  
 522 Scooter Alexander, 1992-93  
 516 Ralph Biggs, 1997-98  
 508 Pat McKinley, 1976-77  
 506 Mark Cooley, 1982-83  
 504 Scooter Alexander, 1993-94

### 20-POINT SCORING AVERAGES

26.1 Gary Neal, 2005-06 \*  
 26.0 Kurk Lee, 1989-90  
 25.4 Larry Witherspoon, 1972-73  
 25.4 Kurk Lee, 1988-89  
 25.3 Gary Neal, 2006-07  
 25.1 Dan Roberts, 1968-69  
 23.1 Terrance Jacobs, 1991-92  
 23.0 Devin Boyd, 1992-93  
 21.3 Dave Possinger, 1965-66  
 21.2 Larry Witherspoon, 1973-74  
 21.2 Fred Arnold, 1959-60  
 20.2 Devin Boyd, 1990-91  
 20.7 Pat McKinley, 1974-75

\* played in only 17 of 28 games

### FIELD GOAL% (MIN. .530/75 ATTS.)

.589 (99-168) Kennell Jones, 1988-89  
 .585 (79-135) Ralph Biggs, 1994-95  
 .577 (112-194) Kennell Jones, 1989-90  
 .574 (167-291) Lawrence Hamm, 2005-06  
 .570 (215-377) Tony Odrick, 1981-82  
 .570 (167-293) S. Bunsavage, 1985-86  
 .560 (153-273) Tony Odrick, 1980-81  
 .559 (222-397) Pat McKinley, 1976-77  
 .558 (106-190) Robert Nwankwo, 2009-10  
 .557 (181-325) Ralph Blalock, 1993-94  
 .553 (130-235) Greg McClinton, 1985-86  
 .539 (185-343) Brian Barber, 1999-2000  
 .530 (171-323) Ralph Biggs, 1997-98

### FREE THROW PCT. (MIN. .850)

.896 Art St. Martin, 1963-64  
 .887 Damon Cason, 1999-2000  
 .882 Bill Silverthorne, 1960-61  
 .881 Kurk Lee, 1988-89  
 .862 Tom Lynn, 1969-70  
 .862 Charles Lawler, 1982-82  
 .852 Marlin Wise, 1997-98



### REBOUNDERS (MIN. 350)

396	Dan Roberts, 1968-69
381	Pat McKinley, 1976-77
367	Pat McKinley, 1974-753

### ASSISTS (MIN. 135)

152	Roger Dickens, 1977-78
151	Marty Johnson, 1987-88
151	Rica Page, 1981-82
147	C.C. Williams, 2007-08
147	Roger Dickens, 1976-77
147	Brian Allen, 2001-02
142	Troy Franklin, 2008-09
139	Devin Boyd, 1988-89
139	Tim Crossin, 2005-06

### STEALS (MIN. 80)

124	Marty Johnson, 1987-88
98	Kurk Lee, 1988-89
91	Brian Matthews, 1977-78
84	Devin Boyd, 1990-91
84	Kurk Lee, 1989-90

### BLOCKS (MIN. 60)

86	Pat McKinley, 1976-77
83	Robert Nwankwo, 2009-10
82	John James, 1993-94
81	Tony Dixon, 2002-03
66	Tommy Breaux, 2006-0763
	John James, 1992-93
60	Junior Hairston, 2008-09

## Career Leaders

### CAREER SCORING AVERAGE (MIN. 16.0)

25.7	Kurk Lee, 1988-90
25.6	Gary Neal, 2005-07
20.6	Fred Arnold, 1959-61
19.8	Larry Witherspoon, 1971-74
19.5	Terrance Jacobs, 1991-92
17.2	Devin Boyd, 1988-93
17.2	Roger Dickens, 1976-78
16.6	Pat McKinley, 1973-77

### CAREER REBOUNDS (MIN. 500)

1,421	Pat McKinley, 1973-77
1,062	Brian Matthews, 1974-78
970	Bobby Washington, 1974-78
788	Lawrence Hamm, 2002-06
694	Larry Witherspoon, 1971-74
629	Junior Hairston, 2007-09
594	Steffan Bunsavage, 1982-86
540	Stevie Thomas, 1992-96
501	Brian Barber, 1997-2001

### CAREER ASSISTS (MIN. 300)

438	Devin Boyd, 1988-93
389	Brian Allen, 1999-2003
366	Bill Leonard, 1983-87
360	Michael Keyes, 1993-97
352	Rica Page, 1982-85
321	Damon Cason, 1995-2000
312	Sam Sutton, 1997-2002

### CAREER STEALS (MIN. 150)

269	Brian Matthews, 1974-78
264	Devin Boyd, 1988-93
219	Bill Leonard, 1983-87
199	Marty Johnson, 1987-89
195	Brian Allen, 1999-2002
194	Scouter Alexander, 1991-96
182	Kurk Lee, 1988-90
177	Sam Sutton, 1997-2002
155	Roger Dickens, 1976-78

### CAREER BLOCKED SHOTS (MIN. 80)

244	John James, 1990-94
229	Pat McKinley, 1973-77
146	Robert Nwankwo, 2009-10
143	Tony Dixon, 2001-2005
129	Junior Hairston, 2007-09
126	Bobby Washington, 1974-78
97	Greg McClinton, 1981-82, 1983-86
80	Lawrence Hamm, 2002-06

### CAREER GAMES PLAYED (MIN. 110)

119	Rocky Coleman, 2005-09
117	Winstonn Tubbs, 2003-07
116	Devin Boyd, 1988-93
116	Matt Campbell, 1990-94
115	John James, 1990-94
114	Brian Matthews, 1974-78
114	Bobby Washington, 1974-78
114	Lawrence Hamm, 2002-06
113	Damon Cason, 1995-2000
112	Bill Leonard, 1983-87
112	John Bays, 1985-89
112	Scouter Alexander, 1991-96
112	Michael Keyes, 1993-97
111	Ralph Biggs, 1994-98
110	Pat McKinley, 1973-77

### CAREER FEILD GOAL% (MIN. .500)

.583 (211-362)	Kennell Jones, 1988-90
.568 (167-294)	Glenn Dieter, 1981-85
.566 (368-650)	Tony Odrick, 1980-82
.534 (491-920)	Ralph Biggs, 1994-98
.514 (484-941)	Brian Barber, 1997-2001
.502 (565-1125)	Ralph Blalock, 1992-96

## Big Games

### TOP SCORING GAMES (30 OR MORE)

51	Larry Witherspoon, at American Feb. 17, 1973
46	Devin Boyd, at UMBC, Feb. 27, 1993
44	Kurk Lee, vs. UMBC at M St. Mary's, Dec. 8, 1989
41	Gary Neal vs. Samford, Nov. 16, 2006
41	Kurk Lee, at Drexel, Feb. 10, 1990
40	Gary Neal, at James Madison, Jan. 7, 2006
39	Terrance Jacobs, vs. UMBC, Feb. 15, 1992
39	Kurk Lee, at Delaware, Feb. 15, 1989
38	Devin Boyd, vs. Delaware, Jan. 30, 1991
38	Kurk Lee, at Bucknell, Feb. 18, 1989
38	Larry Witherspoon, Feb. 28, 1974
38	Dan Roberts, vs. Catholic, 1968

37	Gary Neal, vs. Georgia State, Feb. 10, 2007
37	Devin Boyd, at Liberty, Feb. 11, 1993
37	Tony Odrick, vs. Long Island, Jan. 23, 1982
37	Dan Roberts, vs. Western Maryland, 1967
36	Gary Neal, vs. Delaware, Jan. 24, 2007
36	Gary Neal, at VCU, Feb. 2, 2006
36	Gary Neal, vs. VCU, Feb. 3, 2007
36	Gary Neal, at Hofstra, Jan. 26, 2006
36	Kurk Lee, vs. Navy, Dec. 7, 1988
36	Dan Roberts, vs. Bloomsburg State, 1968
36	Fred Arnold, vs. Johns Hopkins, 1960
35	Roger Dickens, vs. Baltimore, March 5, 1977
35	Larry Witherspoon, vs. Pitt-John., Feb. 10, 1973
34	Gary Neal, vs. Hofstra, Jan. 12, 2006
34	Chuck Lightening, vs. M St. Mary's, Jan. 27, 1992
34	Kurk Lee, vs. Lafayette, Feb. 11, 1989
34	Kurk Lee, vs. Bucknell, Jan. 25, 1989
34	Mark Cooley, at Drexel, March 7, 1983
34	Pat McKinley, at York College, Dec. 13, 1975
34	Fred Arnold, vs. Johns Hopkins, 1959
33	Gary Neal, at VCU, Jan. 13, 2007
33	Gary Neal, at Loyola, Jan. 15, 2007
33	Gary Neal, vs. Drexel, Feb. 4, 2006
33	Pete Mauro, vs. Maine, Jan. 24, 1999
33	Steffan Bunsavage, vs. St. Francis, Feb. 3, 1986
33	Dave Eden, vs. Western Maryland, 1957
32	Jamaal Gilchrist, vs. W&M, Mar. 5, 2004
32	Ralph Biggs, at Vermont, Jan. 29, 1998
32	Ralph Biggs, vs. Vermont, Jan. 10, 1997
32	Devin Boyd, at Lehigh, Feb. 8, 1993
32	Devin Boyd, vs. UMBC, Feb. 3, 1993
32	Terrance Jacobs, at Rider, Feb. 11, 1992
32	Devin Boyd, vs. Rider, Jan. 16, 1991
32	Kurk Lee, vs. Rider, March 3, 1990
32	Kurk Lee, vs. Howard, Nov. 28, 1989
32	Kurk Lee, at Lehigh, Feb. 25, 1989
32	Kurk Lee, vs. William & Mary, Jan. 16, 1989
32	Kurk Lee, at Loyola, Jan. 6, 1989
32	Brian Matthews, vs. UMBC, Feb. 11, 1978
31	Gary Neal at Hofstra, Jan. 18, 2007
31	Gary Neal, at Drexel, Jan. 23, 2006
31	Gerald Weatherspoon, vs. JMU, Mar. 7, 2003
31	Kurk Lee, vs. Lehigh, Feb. 26, 1990
31	Kurk Lee, at Syracuse, Dec. 16, 1989
31	Marty Johnson, at Delaware, Feb. 13, 1988
31	Roger Dickens, vs. Adelphi, Jan. 4, 1978
31	Mark Cooley, at Loyola College, Feb. 28, 1983
31	Pat McKinley, vs. St. Thos. Aquinas, Jan. 4, 1977
30	Gary Neal, at Old Dominion, Feb. 21, 2007
30	Gary Neal, vs. Drexel, Feb. 24, 2007
30	Gary Neal, at Georgia State, Jan. 6, 2007
30	Gary Neal, at Col. of Charleston, Feb. 28, 1997
30	Sam Sutton, vs. Northeastern, Jan. 13, 2001
30	Brian Barber, at Michigan, Dec. 28, 1999
30	Ralph Biggs, at Hartford, Jan. 30, 1998
30	Ralph Biggs, vs. Northeastern, Feb. 28, 1997
30	Ralph Blalock, at Louisville, Dec. 30, 1995
30	Scouter Alexander, at Delaware, Dec. 11, 1993
30	Devin Boyd, at Coastal Carolina, Jan. 16, 1993
30	Kurk Lee, vs. Okla., Mar. 15, 1990 (NCAA Tour.)
30	Kurk Lee, vs. Drexel, Jan. 17, 1990
30	Donald Leslie, at Richmond, Feb. 31, 1980



# HISTORY

- 30 Kurk Lee, at Hofstra, Jan. 28, 1989
- 30 Mark Cooley, vs. James Madison, Jan. 19, 1983
- 30 Brian Matthews, vs. Albany St., Mar. 3, 1978
- 30 Brian Matthews, vs. Morgan St., Jan. 25, 1978

## REBOUNDED GAMES (15 OR MORE)

- 30 Pat McKinley, vs. Roanoke, Feb. 3, 1975
- 25 Pat McKinley, vs. R-Macon, Feb. 22, 1974
- 24 Larry Witherspoon, vs. Balt., Feb. 9, 1973
- 23 Pat McKinley, at Frostburg, Feb. 22, 1975
- 23 Pat McKinley, vs. York, Feb. 6, 1975
- 23 Pat McKinley, at G. Mason, Dec. 12, 1974
- 21 Junior Hairston, vs. Niagara, Dec. 9, 2007
- 21 Junior Hairston, vs. Loyola, Nov. 9, 2007
- 21 Brian Matthews, vs. Albany St., Mar. 3, 1978
- 21 Pat McKinley, vs. Catholic, Feb. 26, 1976
- 21 Pat McKinley, vs. Salisbury, Feb. 28, 1974
- 21 Larry Witherspoon, vs. Loyola, Jan. 24, 1973
- 20 Lawrence Hamm, vs. Geo. St., Jan. 21, 2006
- 19 Alphonso Hawes, at Hartford, Jan. 14, 1999
- 19 Pat McKinley, vs. Point Park, Jan. 31, 1977
- 18 Pat McKinley, vs. Wins-Salem, Mar. 4, 1977
- 18 Robert Nwankwo, vs. Hampton, Dec. 20, 2009
- 17 Lawrence Hamm vs. G. Mason, Feb. 9, 2005
- 17 Joe Miller, at Long Island, Dec. 29, 1979
- 17 Pat McKinley, vs. Baltimore, Mar. 5, 1977
- 17 Brian Matthews, vs. Mason, Dec. 11, 1975
- 16 Alphonso Hawes, vs. Boston U., Jan. 3, 1999
- 16 Terrance Jacobs, vs. MSM, Jan. 27, 1992
- 16 Brian Matthews, at C.W. Post, Dec. 10, 1977
- 16 Brian Matthews, at Bridgeport, Dec. 7, 1977
- 16 Pat McKinley, vs. UMBC, Feb. 25, 1977
- 16 Pat McKinley, vs. Baltimore, Dec. 3, 1976
- 16 Pat McKinley, vs. MSM, Feb. 27, 1976
- 16 Pat McKinley, at G. Mason, Feb. 12, 1976
- 16 Brian Matthews, at UMBC, Feb. 21, 1976
- 16 Pat McKinley, vs. Morgan St., Dec. 5, 1975
- 15 Lawrence Hamm, at VMI, Dec. 11, 2004
- 15 Sam Sutton, at Drexel, Feb. 23, 2002
- 15 Sam Sutton, at Long Island, Dec. 4, 2000
- 15 Brian Barber, at Delaware, Jan. 23, 2000
- 15 Brian Matthews, vs. MSM, Feb. 15, 1977

## TOP ASSIST GAMES (11 OR MORE)

- 14 C.C. Williams vs. Georgia St., Feb. 10, 2007
- 13 C.C. Williams vs. Delaware, Jan. 24, 2007
- 13 Brian Allen, at Drexel, Feb. 23, 2002
- 13 Rodney Norris, vs. Thos. Aquin, Jan. 4, 1977
- 12 Tommy Jones, vs. Bucknell, Feb. 5, 1986
- 12 Chuck Blue, vs. Salisbury St. Feb. 26, 1972
- 12 Ed Weibel, vs. Shepherd College, 1968
- 11 Tim Crossin, vs. Drexel, Feb. 4, 2006
- 11 Michael Keyes, at Winthrop, Jan. 26, 1995
- 11 Devin Boyd, vs. Rider, Mar. 3, 1990
- 11 Devin Boyd, vs. W&M, Jan. 16, 1989
- 11 Marty Johnson, vs. Caldwell, Dec. 19, 1988
- 11 Rica Page, vs. Baltimore, Jan. 16, 1982
- 11 Leo McGainey, vs. N'theastern, Jan. 2, 1981
- 11 Leo McGainey, vs. Campbell, Dec. 4, 1980
- 11 Roger Dickens, vs. Baltimore, Feb. 4, 1978

- 11 Mike Jeffers, vs. York, Dec. 30, 1975
- 11 Jim Hubbard, vs. Millersville, 1970

## MOST STEALS (9 OR MORE)

- 11 Marty Johnson, vs. Bucknell, Feb. 17, 1988
- 10 Roger Dickens, vs. Baltimore, March 5, 1977
- 9 Marty Johnson, vs. Wil. Col., Dec. 19, 1988
- 9 Chuck Lightening, at G. Mason, Jan. 8, 1992
- 9 Brian Matthews, vs. Morgan St., Dec. 2, 1977

## MOST FIELD GOALS MADE (14 OR MORE)

- 24-38 Larry Witherspoon, at AU, Feb. 17, 1973
- 15-20 Brian Matthews, vs. UMBC, Feb. 11, 1978
- 15-18 Tony Odrick, vs. LIU, Jan. 23, 1982
- 15-24 Terrance Jacobs, vs. UMBC, Feb. 15, 1992
- 14-24 Gary Neal vs. Delaware, Jan. 24, 2007
- 14-22 Chuck Lightening, vs. Syracuse, Dec. 20, 1990
- 14-24 Chuck Lightening, vs. Mt. St. Mary's, Jan. 27, 1992

## MOST FREE THROWS MADE (14 OR MORE)

- 22-26 Devin Boyd, at UMBC, Feb. 29, 1992
- 18-20 Ralph Biggs, vs. UNH, Feb. 8, 1998
- 18-21 Terrance Jacobs, at Rider, Feb. 11, 1992
- 17-21 Devin Boyd, at Liberty, Feb. 11, 1993
- 16-19 Devin Boyd, vs. Delaware, Jan. 30, 1991
- 16-21 Kurk Lee, vs. UMBC, Dec. 8, 1989
- 15-15 Devin Boyd, at Howard, Dec. 18, 1991
- 15-16 Marty Johnson, vs. Rider, Jan. 27, 1988

## MOST 3-POINTERS (6 OR MORE)

- 8-13 Gary Neal, vs. Georgia St., Feb. 10, 2007
- 7-12 Josh Thornton, vs. Hofstra, Dec. 5, 2009
- 7-11 Josh Thornton at Hofstra, Feb. 20, 2008
- 7-12 Gary Neal vs. Samford, Nov. 16, 2006
- 7-9 Gary Neal at Georgetown, Dec. 20, 2006
- 7-12 Gary Neal, at Hofstra, Jan. 26, 2006
- 7-14 Gary Neal, at Drexel, Jan. 23, 2006
- 6-10 Josh Thornton, at Morgan St., Dec. 22, 2009
- 6-9 Josh Thornton, at Dayton, Nov. 28, 2009
- 6-10 Josh Thornton, at N'theastern, Jan. 10, 2009
- 6-16 Josh Thornton, at UNC W, Jan. 24, 2009
- 6-10 Josh Thornton vs. Hofstra, Dec. 6, 2008
- 6-12 Josh Thornton at NC St., Dec. 31, 2009
- 6-12 Josh Thornton at G. Mason, Jan. 5, 2008
- 6-12 Gary Neal vs. Delaware, Jan. 24, 2007
- 6-15 Gary Neal vs. VCU, Jan. 3, 2007
- 6-13 Gary Neal, vs. VMI, Dec. 21, 2005
- 6-8 Gary Neal, vs. Hofstra, Jan. 12, 2006
- 6-9 Brian Allen, vs. UMBC, Nov. 23, 2002
- 6-6 Raul dePablo, at Delaware, Jan. 22, 2000
- 6-10 Raul dePablo, vs. JMU, Feb. 21, 2000
- 6-7 John Bays, at Virginia, Dec. 3, 1988
- 6-7 Raul dePablo, vs. Michigan, Nov. 24, 1997
- 6-8 Devin Boyd, at Colorado, Nov. 25, 1991
- 6-13 Kurk Lee, vs. Navy, Dec. 7, 1988
- 6-13 Kurk Lee, vs. W&M, Jan. 16, 1989
- 6-13 Devin Boyd, Winthrop, Jan. 23, 1993

## MOST BLOCKED SHOTS (6 OR MORE)

- 9 Pat McKinley, vs. St. Thos. Aquin, Jan. 4, 1977
- 8 Tony Dixon, vs. W&M, Feb. 12, 2003
- 8 Tony Dixon, vs. Norfolk St., Dec. 14, 2002
- 7 Robert Nwankwo at Georgia St., Jan. 2, 2010
- 7 John James, vs. American U., Jan. 4, 1994
- 6 Robert Nwankwo, at Hofstra, Jan. 6, 2010
- 6 Robert Nwankwo, vs. Bowling Gr., Dec. 30, 2009
- 6 Calvin Lee vs. Navy, Nov. 14, 2008
- 6 Tommy Breau vs. VCU, Jan. 3, 2007
- 6 Tommy Breau vs. Vermont, Dec. 1, 2006
- 6 Tony Dixon, vs. W&M, Jan. 14, 2004
- 6 Tony Dixon, at Hofstra, Feb. 26, 2003
- 6 John James, vs. Charleston So., Jan. 17, 1994
- 6 John James, at Liberty, Feb. 11, 1993
- 6 John James, vs. Lehigh, Dec. 9, 1993
- 6 Greg McClinton, vs. JMU, Dec. 7, 1985
- 6 Joe Miller, vs. St. Mary's, Dec. 10, 1980
- 6 Bob Washington, vs. UBrigd, Dec. 7, 1977

## MOST POINTS BY AN OPPONENT (35 OR MORE)

- 43 Derell Thompson, UMBC, Feb. 15, 1992
- 39 Darrick Suber, Rider, Feb. 29, 1992
- 38 Harding Nana, Delaware, Jan. 14, 2006
- 38 Erik Harris, Navy, Dec. 5, 1990
- 38 Tim Bock, William & Mary, Jan. 16, 1989
- 37 Chris Harris, Navy, Nov. 25, 2009
- 37 Demetrius Dudley, Hofstra, Feb. 6, 1992
- 37 Daren Queenan, Lehigh, March 8, 1988
- 36 Matt Turner, Boston U., Feb. 8, 2001
- 36 Kevin Booth, MSM, Dec. 7, 1991
- 36 Mike Morton, Robert Morris, Jan. 9, 1980
- 35 Julian Dunkley, Maine, Jan. 25, 2001
- 35 Exree Hipp, Maryland, Dec. 23, 1993
- 35 Ed Titus, Rider, Feb. 20, 1988
- 35 Daren Queenan, Lehigh, Feb. 24, 1988

## TOP DOUBLE-DOUBLES

- 30 Points, 21 Rebounds Brian Matthews, vs. Albany St., Mar. 3, 1978
- 26 Points, 21 Rebounds Junior Hairston vs. Loyola, Nov. 9, 2007
- 20 Points, 16 Rebounds Lawrence Hamm vs. Georgia State, Jan. 21, 2006
- 21 Points, 12 Rebounds Lawrence Hamm vs. VMI, Dec. 21, 2005
- 13 Points, 21 rebounds Junior Hairston vs. Niagara, Dec. 9, 2007
- 14 Points, 11 assists Devin Boyd vs. William & Mary, Jan. 16, 1989
- 14 Points, 11 assists Roger Dickens vs. Baltimore, Feb. 4, 1978
- 35 Points, 10 steals Roger Dickens vs. Baltimore, Mar. 5, 1977
- 10 Points, 10 assists CC Williams, vs. Hofstra, Jan. 30, 2008
- 11 Points, 18 rebounds Robert Nwanko vs. Hampton, Dec. 19, 2009



## Team Leaders by Season

### SCORING

2009-10	Josh Thornton, 341 (11.4)
2008-09	Junior Hairston, 403 (13.0)
2007-08	Junior Hairston, 360 (12.0)
2006-07	Gary Neal, 810 (25.3)
2005-06	Gary Neal, 444 (26.1)
2004-05	Lawrence Hamm, 347 (12.0)
2003-04	Jamaal Gilchrist, 355 (12.2)
2002-03	Jamaal Gilchrist, 297 (10.6)
2001-02	Sam Sutton, 365 (12.6)
2000-01	Brian Barber, 401 (13.8)
1999-2000	Brian Barber, 475 (17.0)
1998-99	Brian Barber, 343 (12.3)
1997-98	Ralph Biggs, 516 (18.4)
1996-97	Ralph Biggs, 526 (18.8)
1995-96	Ralph Blalock, 480 (17.1)
1994-95	Ralph Blalock, 415 (17.3)
1993-94	Scooter Alexander, 504 (17.4)
1992-93	Devin Boyd, 622 (23.0)
1991-92	Terrance Jacobs, 692 (23.1)
1990-91	Devin Boyd, 599 (20.7)
1989-90	Kurk Lee, 805 (26.0)
1988-89	Kurk Lee, 736 (25.4)
1987-88	Marty Johnson, 528 (17.6)
1986-87	Bill Leonard, 446 (14.9)
1985-86	Steffan Bunsavage, 428 (15.3)
1984-85	Bill Leonard, 318 (11.8)
1983-84	Steffan Bunsavage, 335 (12.4)
1982-83	Mark Cooley, 506 (18.1)
1981-82	Tony Odrick, 482 (17.9)
1980-81	Tony Odrick, 360 (13.3)
1979-80	Michael Sharpe, 355 (13.7)
1978-79	Michael Dukes, 327 (12.6)
1977-78	Brian Matthews, 565 (18.8)
1976-77	Brian Matthews, 539 (17.9)
1975-76	Pat McKinley, 508 (17.5)
1974-75	Pat McKinley, 485 (20.2)
1973-74	Larry Witherspoon, 552 (21.2)
1972-73	Larry Witherspoon, 687 (25.4)
1971-72	Mel Land, 410 (16.4)
1970-71	Mel Land, 352 (16.8)

### REBOUNDING

2009-10	Robert Nwankwo, 241 (8.9)
2008-09	Junior Hairston, 230 (7.4)
2007-08	Junior Hairston, 268 (8.9)
2006-07	Dennard Abraham, 189 (6.3)
2005-06	Lawrence Hamm, 256 (9.1)
2004-05	Lawrence Hamm, 220 (7.6)
2003-04	Lawrence Hamm, 155 (5.3)
2002-03	Lawrence Hamm, 157 (5.6)
2001-02	Sam Sutton, 177 (6.1)
2000-01	Sam Sutton, 180 (6.2)
1999-2000	Brian Barber, 187 (6.7)
1998-99	Alphonso Hawes, 191 (6.8)
1997-98	Ralph Biggs, 133 (4.8)
1996-97	Ryan Lexer, 185 (6.6)
1995-96	Stevie Thomas, 185 (6.6)
1994-95	Stevie Thomas, 188 (7.5)
1993-94	John James, 230 (7.7)
1992-93	John James, 166 (6.4)
1991-92	Terrance Jacobs, 237 (7.9)
1990-91	Chuck Lightning, 189 (6.3)
1989-90	Kennell Jones, 212 (6.8)
1988-89	Kurk Lee, 163 (5.6)

1987-88
1986-87
1985-86
1984-85
1983-84
1982-83
1981-82
1980-81
1979-80
1978-79
1977-78
1976-77
1975-76
1974-75
1973-74
1972-73
1971-72
1970-71

### ASSISTS

2009-10
2008-09
2007-08
2006-07
2005-06
2004-05
2003-04
2002-03
2001-02
2000-01
1999-2000
1998-99
1997-98
1996-97
1995-96
1994-95
1993-94
1992-93
1991-92
1990-91
1989-90
1988-89
1987-88
1986-87
1985-86
1984-85
1983-84
1982-83
1981-82
1980-81
1979-80
1978-79
1977-78
1976-77
1975-76
1974-75
1973-74

### STEALS

2009-10
2008-09
2007-08
2006-07
2005-06

Dwayne Martin, 160 (5.7)
Roddy Kirk, 198 (6.6)
Steffan Bunsavage, 220 (7.9)
Steffan Bunsavage, 140 (5.2)
Steffan Bunsavage, 157 (5.8)
Mark Cooley, 162 (5.8)
Tony Odrick, 173 (6.4)
Tony Odrick, 184 (6.8)
Joe Miller, 244 (9.4)
Lloyd Tucker, 129 (5.0)
Brian Matthews, 334 (11.1)
Pat McKinley, 381 (12.2)
Pat McKinley, 326 (11.2)
Pat McKinley, 353 (14.7)
Pat McKinley, 347 (13.3)
Larry Witherspoon, 296 (11.0)
Larry Purdie, 250 (10.0)
Jim Hubbard, 240 (10.2)

Troy Franklin, 101 (3.7)
Troy Franklin, 142 (4.2)
C.C. Williams, 147 (4.7)
C.C. Williams, 131 (4.1)
Tim Crossin, 139 (4.9)
Mike Green, 125 (4.3)
Mike Green, 127 (4.4)
Jamaal Gilchrist, 94 (3.2)
Brian Allen, 147 (5.3)
Sam Sutton, 126 (4.3)
Damon Cason, 119 (4.3)
Marlin Wise, 94 (5.2)
Marlin Wise, 81 (3.0)
Michael Keyes, 85 (3.1)
Michael Keyes, 112 (4.0)
Michael Keyes, 105 (3.9)
Ralph Blalock, 87 (2.9)
Devin Boyd, Scooter Alexander, 80 (3.0)
Terrance Jacobs, 84 (2.8)
Devin Boyd, 99 (3.4)
Devin Boyd, 118 (3.9)
Devin Boyd, 139 (4.8)
Marty Johnson, 151 (5.0)
Marty Johnson, 127 (4.2)
Michael Fink, 103 (3.8)
Bill Leonard, 117 (4.3)
Rica Page, 111 (4.1)
James Bruce, 94 (3.4)
Rica Page, 151 (5.6)
Leo McGainey, 130 (5.2)
Joe Miller, 80 (3.1)
Michael Dukes, 56 (2.2)
Roger Dickens, 152 (5.1)
Roger Dickens, 147 (4.9)
Mike Jeffers, 122 (4.2)
Gus Jones, 90 (3.6)
Larry Witherspoon, 82 (3.2)

2004-05
2003-04
2002-03
2001-02
2000-01
1999-2000
1998-99
1997-98
1996-97
1995-96
1994-95
1993-94
1992-93
1991-92
1990-91
1989-90
1988-89
1987-88
1986-87
1985-86
1984-85
1983-84
1982-83
1981-82
1980-81
1979-80
1978-79
1977-78
1976-77

### BLOCKED SHOTS

2009-10
2008-09
2007-08
2006-07
2005-06
2004-05
2003-04
2002-03
2001-02
2000-01
1999-2000
1998-99
1997-98
1996-97
1995-96
1994-95
1993-94
1992-93
1991-92
1990-91
1989-90
1988-89
1987-88
1986-87
1985-86
1984-85
1983-84
1982-83
1981-82
1980-81
1979-80
1978-79
1977-78
1976-77

Cantrell Fletcher, 41
Mike Green, 50
Brian Allen, 44
Brian Allen, 67
Brian Allen, 67
Damon Cason, 43
Marlin Wise, 47
Marlin Wise, 49
Michael Keyes, Ralph Biggs, 36
Michael Keyes, 53
Ralph Blalock, 60
Ralph Blalock, 58
Devin Boyd, 69
Terrance Jacobs, 69
Devin Boyd, 84
Kurk Lee, 84
Kurk Lee, 98
Marty Johnson, 124
Marty Johnson, 70
Bill Leonard, 48
Bill Leonard, 52
Bill Leonard, 49
James Bruce, 36
Donald Leslie, Dwayne Henry, 36
Leo McGainey, 52
Michael Sharpe, Mike Lyles, 43
Bill Sudler, 37
Brian Matthews, 91
Roger Dickens, 83

Robert Nwankwo, 83
Junior Hairston, 60
Junior Hairston, 50
Tommy Breaux, 66
Lawrence Hamm, 29
Lawrence Hamm, Winstonn Tubbs, 20
Tony Dixon, 57
Tony Dixon, 81
Sam Sutton, 24
Shaun Holtz, 22
Shaun Holtz, 36
Shaun Holtz, 15
Ryan Lexer, 16
Davon Harp, Ryan Lexer, 12
Stevie Thomas, 34
Stevie Thomas, 43
John James, 82
John James, 63
John James, 49
John James, 50
William Griffin, 26
Stephen Dorsey, 20
Marty Johnson, 15
Roddy Kirk, 15
Greg McClinton, 54
Greg McClinton, 29
Ken Gorham, 18
Dereck Hendricks, 50
Tony Odrick, 17
Tony Odrick, 46
Joe Miller, 19
Lloyd Tucker, 18
Bobby Washington, 48
Pat McKinley, 86

# HISTORY

## Team Records

### POINTS SCORED

**Game:** 122 vs. Buffalo, 1992  
**Season:** 2,590, 1976-77

### POINTS ALLOWED

**Game:** 120 vs. Maryland, 1994  
**Season:** 2,434, 1989-90

### FEWEST POINTS SCORED

**Game:** 16 vs. American University, 1932  
**Season:** 822, 1961-62

### FEWEST POINTS ALLOWED

**Game:** 8 vs. Wilson Teachers' College, 1933  
**Season:** 1,116, 1960-61

### MOST POINTS COMBINED

**Game:** 216- Towson 113, UMBC 103, 1992  
**Season:** 4,913 TU 2,479, Opp. 2,434, 1989-90

### FEWEST POINTS COMBINED

**Game:** 33 Towson 17, Gallaudet 16, 1934  
**Season:** 1,965 TU 822, Opp. 1,143, 1961-62

### LARGEST VICTORY MARGINS

**by Towson:** 64 - Towson 122, Buffalo 58, 1992  
**vs. Towson:** 63 - W&M 94, TU 31, 1948

### FIELD GOALS ATTEMPTED

**Game:** 103 vs. St. Thomas Aquinas, 1976  
**Season:** 2,361, 1976-77

### FIELD GOALS MADE

**Game:** 54 vs. St. Mary's, 1976  
**Season:** 1,117, 1976-77

### HIGH FIELD GOAL PERCENTAGE

**Game:** .705 (31-44) vs. C.W. Post, 1977  
**Season:** .705 (31-44) vs. Northeastern, 2000  
 .499 (740-1482), 1985-86

### 3-POINT FIELD GOALS ATTEMPTED

**Game:** 33 vs. Lafayette, 1999  
**Season:** 669, 2007-2008

### 3-POINT FIELD GOALS MADE

**Game:** 14 vs. UMBC, 2008  
**Season:** 220, 2007-2008

### 3-POINT FIELD GOAL PERCENTAGE

**Game:** .750 (6-8) at Colorado, 1991  
**Season:** .393 (171-435), 1988-89

### FREE THROWS ATTEMPTED

**Game:** 50 vs. Lehigh, 1990  
**Season:** 852, 1990-91

### FREE THROWS MADE

**Game:** 42 vs. Lehigh, 1990  
**Most Consecutive Made:** 23, Dec. 14-22, 2003  
**Season:** 579, 1988-89

### HIGH FREE THROW PCT.

**Game:** 1.000 (15-15) vs. Ohio State, 2004  
 1.000 (13-13) vs. Morgan State, 2002  
 1.000 (11-11) vs. Drexel, 1985  
 1.000 (9-9) vs. at Old Dominion, 2003  
 1.000 (7-7) vs. Va. Commonwealth, 2003  
 1.000 (7-7) vs. William & Mary, 2005  
**Season:** .761 (579-761) in 1988-89

### REBOUNDS

**Game:** 67 vs. St. Thomas Aquinas, 1976  
**Season:** 1,501, 1976-77

### ASSISTS

**Game:** 31 vs. York College, 1975  
**Season:** 494, 1976-77

### BLOCKED SHOTS

**Game:** 13 vs. George Mason, 1977  
**Season:** 156, 1976-77

### STEALS

**Game:** 25 vs. Gettysburg, 1988  
**Season:** 341, 1990-91

### TURNOVERS

**Game:** 34 vs. Oklahoma, 1992  
**Season:** 572, 2002-03

### PERSONAL FOULS


**Game:** 35 vs. Colorado, 1991, vs. Drexel, 1996  
**Season:** 614, 2008-09

### MOST DISQUALIFICATIONS

**Game:** 4 vs. Virginia Tech, 2003  
**Season:** 20, 2008-09

### MISCELLANEOUS RECORDS

Most Victories in a Season: 27 1976-77  
 Most Games Played in a Season: 34 2008-09  
 Most Consecutive Wins: 23 Jan. 9, 1976 to Feb. 26, 1977  
 Fewest Wins in a Season: 1 1961-62, 1962-63, 1963-64  
 Best Record: 27-3 (.900) 1976-77  
 NCAA Division II Poll Champions  
 Most Losses: 24 2004-05; 2002-03  
 Most Consecutive Losses: 19 Dec. 2, 1962 to Jan. 30, 1964  
 Fewest Losses in a Season: 3 1976-77  
 Most League Wins: 15 1993-94  
 Fewest League Wins: 0 1963-64, 1962-63, 1961-62  
 Most League Losses: 17 2002-03  
 Best League Record: 10-0 1976-77, 1977-78  
 Highest Scoring Average: 86.3 1976-77  
 Lowest Scoring Average: 51.4 1961-62  
 Best Defensive Average: 66.0 1997-98  
 Worst Defensive Average: 86.8 1965-66  
 Most 100-Point Games: 6 1988-89  
 Most Points in Half: 73 vs. Buffalo, 1992  
 Most Pts. in One OT: 24 at Bucknell, 1986  
 Consecutive Towson Center Wins: 22 Jan. 11, 1993 to Jan. 3, 1995  
 Consecutive Towson Center Losses: 6 Jan. 29, 2003 to Feb. 28, 2003 and Jan. 29, 2005 to Nov. 19, 2005



Marty Johnson holds Tiger single game and season records for most steals



## 1,000 Point Scorers at Towson



**Devin Boyd**  
(1988-1993)

Guard • Walbrook H.S. • Baltimore, Md.

**2,000**

Only player in Towson history to score 2,000 points as a Tiger ... 4-year starter ... 1991 East Coast Conference Player of the Year ... 1989 ECC Rookie of the Year ... 1st team All-ECC in 1991 ... 1st team All-Big South in 1993 ... ECC All-Tournament in 1990 and 1991 ... the Tigers' all-time leader with 438 assists ... scored 46 points in win at UMBC in 1993, second highest scoring total in school history ... team captain three years ... played in just one game in 1991-92, fracturing elbow in season opener at Colorado ... MVP of 1990 Baltimore Beltway Classic ... HM All-American as a senior ... a member of TU's Athletic Hall of Fame.

GP-GS	FG-FGA (Pct.)	3PFGA-FGA (Pct.)	FT-FTA (Pct.)	Assts	Pts./Avg.
116-113	590-1379 (.428)	135-414 (.326)	685-859 (.797)	438	2000/17.2



**Brian Matthews**  
(1974-1978)

Fwd. -Guard • City H.S. • Baltimore, Md.

**1,665**

Four-year starter who played forward and guard ... led Tigers in scoring as a junior and senior ... 1st team All-American as a senior at College Division level ... 1st team All-Mason-Dixon as a junior and senior ... helped Tigers to a 53-7 record and back-to-back NCAA Tournament bids in 1977 and 1978 ... key performer for the Tigers' 1976-77 team which posted a 27-3 record and was ranked number one in NCAA Division II at the end of the regular season ... averaged team high 18.8 points per game as a senior ... Tigers' top rebounder with an 11.1 average ... named to NCAA Division II South Atlantic Regional all-tournament team twice ... set TU's career record with 269 steals ... 2nd-leading rebounder all-time with 1,062.

GP-GS	FG-FGA (Pct.)	FT-FTA (Pct.)	Rebounds	Assists	Pts./Avg.
114-112	710-1428 (.497)	245-322 (.761)	1062	244	1665/14.6



**Pat McKinley**  
(1973-1977)

Center • City College H.S. • Baltimore, Md.

**1,832**

Four-year starter with 1,832 points ... TU's all-time rebounding leader with 1,421 rebounds ... 2nd all-time with 229 blocked shots ... led Tigers in rebounding 4 straight years ... team's leading scorer as a sophomore and junior ... holds single game school records with 30 rebounds and 9 blocks ... 1st team All-American as a senior ... 1st team All-Mason-Dixon three years in a row ... led Tigers to 27-3 record and number one ranking in NCAA Division II as a senior ... named as Mason-Dixon Tournament MVP in 1977 ... drafted by the NBA's Washington Bullets in the 8th round of the 1977 draft ... a TU Hall of Famer.

GP-GS	FG-FGA (Pct.)	FT-FTA (Pct.)	Rebounds	Blocks	Pts./Avg.
110-106	811-1637 (.495)	210-431 (.487)	1421	229	1832/16.7



**Larry Witherspoon**  
(1971-1974)

Forward • City College H.S. • Baltimore, Md.

**1,546**

Three-year starter ... ended career as TU' all-time leader with 1,546 points ... finished as the Tigers' all-time rebounding leader (694) ... led the Tigers in scoring as a junior and senior ... set Towson's single game record with 51 points at American in 1973, a record that still stands ... averaged 25.4 points as a junior, 16th in NCAA Division II ... two-time All-Mason-Dixon 1st team pick ... led the league in scoring twice ... led the Mason-Dixon with 9.5 rebounds per game ... first Tiger drafted by the NBA ... 10th round draft pick by Philadelphia 76ers in 1974.

GP-GS	FG-FGA (Pct.)	FT-FTA (Pct.)	Rebounds	Pts./Avg.
78-73	678-1408 (.482)	190-280 (.679)	694	1546/19.8



**Scooter Alexander**  
(1991-1996)

Guard • Dunbar H.S. • Baltimore, Md.

**1,778**

Starter in the Tiger backcourt for four seasons ... 3rd-leading scorer in school history with 1,778 points ... honored as the ECC Rookie of the Year as a freshman ... ECC Rookie of the Week six times as a freshman ... led 1992 Tigers to ECC championship and was named as the tournament's MVP ... named 1st team All-Big South Conference as a sophomore and junior ... averaged 17.4 points per game as a junior to lead the team ... set Towson single season scoring records for points as a freshman and points as a sophomore ... led Tigers to Pre-Season NIT Tournament win over St. John's in 1993 ... member of Tigers' Big South regular season championship teams in 1993 and 1994 ... had 194 steals in career, sixth on Tigers' career list.

GP-GS	FG-FGA (Pct.)	3PFGA-FGA (Pct.)	FT-FTA (Pct.)	Assists	Pts./Avg.
112-102	744-1636 (.455)	20-48 (.417)	270-398 (.678)	296	1778/15.9



**Kurk Lee**  
(1988-1990)

Guard • Dunbar H.S. • Baltimore, Md.

**1,541**


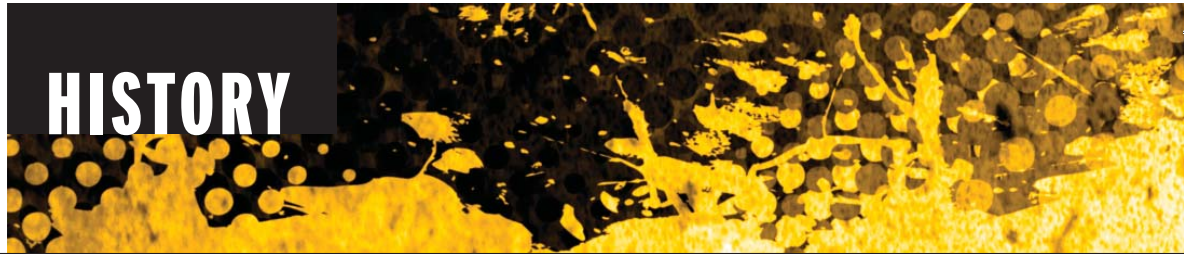
Honorable mention All-American who scored 1,541 points in two seasons as a Tiger ... played one season in NBA with New Jersey Nets ... played professionally overseas for a number of years ... East Coast Conference Player of the Year as a junior and senior ... 1st team All-ECC twice ... led ECC in scoring and steals twice ... ECC Player of the Week 9 times ... led ECC in FT% (.881) as a junior ... averaged 25.4 points as a junior and 26.0 points as a senior ... led TU to 1990 ECC title and the school's 1st NCAA Tourney ... 1990 ECC Tourney MVP ... scored 30 points in NCAA Tourney against Oklahoma ... owns Towson record with 25.7 career scoring average ... set school record with 805 points and 26.0 scoring average in single season ... a member of Towson's Athletic Hall of Fame.

GP-GS	FG-FGA (Pct.)	3PFGA-FGA (Pct.)	FT-FTA (Pct.)	Assists	Pts./Avg.
60-57	528-1158 (.456)	143-415 (.345)	342-402 (.851)	142	1541/25.7
122-67	585-1313 (.446)	157-445 (.353)	393-473 (.831)	148	1720/14.1*

\* 4-year college totals include two years at Western Kentucky



# HISTORY



## Ralph Blalock (1992-1996)

1,498

Guard • Sanford Academy • Claymont, Del.

Three-time all-conference pick in two leagues ... 1st team All-Big South as a junior and 2nd team All-Big South as a sophomore ... led Tigers to a 21-9 record and Big South regular season title as sophomore ... 2nd team All-North Atlantic as senior ... scored 26 points in Tigers' upset win over Louisville in 1995 ... hit game-winning 3-pointer at buzzer in 81-78 win over West Virginia ... Tigers' top scorer as a junior with a 17.3 average ... scored a team high 17.1 points per game as a senior ... finished career with a .502 field goal percentage to rank sixth on Tigers' career list ... played in Europe professionally for a number of years.

GP-GS	FG-FGA (Pct.)	3PFGA-FGA (Pct.)	FT-FTA (Pct.)	Assists	Pts./Avg.
108-79	565-1125 (.502)	108-272 (.397)	260-339 (.767)	239	1498/13.9



## George "Bucky" Kimmett (1947-1951)

1,418

Forward • Poly H.S. • Baltimore, Md.

First Towson player to score 1,000 career points ... four-year starter who averaged 18.6 points per game as a senior ... scored school record 503 points in senior season ... very successful high school basketball coach in Baltimore City for 31 seasons ... also played four years of college baseball and two years of soccer at Towson ... compiled a 333-313 record as the head coach at Baltimore's Poly High School ... coached Poly to the 1995 Maryland state basketball championship ... one of the first inductees into the Towson Athletic Hall of Fame.

GP-GS	FG-FGA (Pct.)	3PFGA-FGA (Pct.)	FT-FTA (Pct.)	Pts./Avg.
97	555		308-462 (.666)	1418/14.6



## Bill Leonard (1983-1987)

1,469

Guard • McKeesport H.S. • McKeesport, Pa.

Four-year starter ... named 2nd team All-East Coast Conference as a sophomore and senior ... Tiger captain as a junior and senior ... ended career with 1,469 points as Towson's all-time Division I scoring leader ... ECC Rookie of the Year as a freshman ... ECC Rookie of the Week five times ... ended career with 366 assists, a Towson record ... had career high 27 points in final college game, the 1987 ECC Championship Game ... Towson's Senior Athlete of the Year in 1987 ... scored team high 14.9 points per game as a senior ... led team in steals three times ... had 219 career steals, third on all-time list ... assistant basketball coach at Towson for two years ... good free throw shooter with a .766 career mark ... a member of Towson's Athletic Hall of Fame.

GP-GS	FG-FGA (Pct.)	3PFGA-FGA (Pct.)	FT-FTA (Pct.)	Assists	Pts./Avg.
112-109	562-1214 (.463)	30-92 (.326)	315-411 (.766)	366	1469/13.1



## Ralph Biggs (1994-1998)

1,387

Forward • Washington H.S. • Washington, N.C.

Two-year starter at forward ... named to America East all-league 3rd team as a senior ... averaged 18.4 points as a senior, 3rd in America East ... ranked 4th in America East with a .529 field goal percentage in 1998 ... selected to compete in Slam Dunk Competition at 1998 NCAA Final Four ... named to all-tournament team at 1997 America East Tournament after scoring 43 points in two games ... 3rd-leading scorer in America East as a junior with an 18.8 ... named to Big South All-Rookie team as a freshman ... named as Towson's Male Athlete of the Year in 1997 and 1998 ... has enjoyed a long professional career playing overseas.

GP-GS	FG-FGA (Pct.)	3PFGA-FGA (Pct.)	FT-FTA (Pct.)	Rebounds	Pts./Avg.
11-73	491-920 (.534)	57-144 (.396)	348-475 (.733)	475	1387/12.5



## Bobby Washington (1974-1978)

1,437

Forward • Northwestern H.S. • Suitland, Md.

Four-year starter at forward and center ... named All-Mason-Dixon Conference four times ... 2nd team All-Mason-Dixon as a junior and senior ... honorable mention All-Mason-Dixon twice ... led Tigers to a 53-7 record and two NCAA Tournament bids as a junior and senior ... Tigers' 3rd-leading rebounder with 970 ... 3rd on Tigers' all-time list of blocked shot leaders ... Tigers' 2nd-leading scorer as a freshman and sophomore ... co-captain Mason-Dixon championship team as a senior ... a member of Towson's Hall of Fame.

GP-GS	FG-FGA (Pct.)	3PFGA-FGA (Pct.)	FT-FTA (Pct.)	Reboundssists	Pts./Avg.
114-112	639-1038 (.616)		159-245 (.649)	970	1437/12.6



## Lawrence Hamm (2002-2006)

1,318

Forward • Harrisburg H.S. • Harrisburg, Pa.

Four-year starter ... 3rd team All-CAA as a senior ... 6th-leading scorer in the CAA with a 15.6 average ... 2nd-leading rebounder (9.1) in CAA ... ranked 2nd in CAA in field goal percentage (.574) ... played in all 114 games in his 4-year career ... started 109 games ... 4-year team captain ... member of CAA's All-Rookie team ... CAA Rookie of the Week three times ... Tigers' top rebounder all four years ... set Towson Division I record with 20 rebounds against Georgia State as a senior ... set school record with 3,705 career minutes played ... 4th-leading career rebounder ... named as TU's Senior Male Athlete of the Year.

GP-GS	FG-FGA (Pct.)	3PFGA-FGA (Pct.)	FT-FTA (Pct.)	Rebounds	Pts./Avg.
114-109	505-1047 (.482)	41-145 (.283)	267-365 (.732)	788	1318/11.6





## Chuck Lightning (1991-1996)

**1,305**

Forward • Springbrook H.S. • Silver Spring, Md.

1st team All-East Coast Conference as a junior and senior ... key performer for the Tigers' three straight ECC championship teams ... named to all-tournament team at ECC Tournament as a junior and senior ... averaged 16.1 points per game as a junior, 6th in the ECC ... honored as CBS Chevrolet Player of the Game after scoring game high 26 points with six rebounds against Ohio State in 1991 NCAA Tourney ... averaged 18.1 points per game as a senior ... led Tigers to third straight ECC title by scoring 65 points in three games ... a member of the TU Hall of Fame.

GP-GS	FG-FGA (Pct.)	3PFGA-FGA (Pct.)	FT-FTA (Pct.)	Rebs.	Pts./Avg.
91-63	513-1198 (.428)	29-79 (.367)	250-371 (.674)	445	1305/14.3



## Terrance Jacobs (1990-1992)

**1,170**

Guard • Southern H.S. • Baltimore, Md.

Honored as East Coast Conference Player of the Year as a senior ... led ECC in scoring with a 23.1 clip ... also led the ECC with a 7.9 rebounding mark ... helped Tigers win two straight ECC championships ... earned all-tournament honors at ECC Championship twice ... named second team All-ECAC in 1992 ... scored 39 points in win over UMBC to set Towson Center record for points scored by a Tiger ... averaged 15.9 points per game as a junior ... transferred to Towson from Allegany J.C. ... played one year at Old Dominion.

GP-GS	FG-FGA (Pct.)	3PFGA-FGA (Pct.)	FT-FTA (Pct.)	Rebounds	Pts./Avg.
60-51	432-890 (.485)	41-127 (.323)	265-393 (.674)	395	1170/19.5
87-55	466-980 (.476)	41-129 (.318)	287-435 (.660)	451	1260/14.5*

\*INCLUDES ONE SEASON AT OLD DOMINION



## Brian Barber (1997-2001)

**1,259**

Forward • Annapolis H.S. • Annapolis, Md.

Three-year starter ... led the Tigers in scoring three years in a row ... two-time selection to America East all-league team ... named second team all-league as a junior and third team all-league as a senior ... averaged 17.0 points per game as a junior, fourth in AE ... also second in AE with a .539 field goal percentage as a junior ... team captain as a senior ... led Tigers in rebounding as a junior with a 6.7 average ... winner of the Doc Minnegan Scholarship

GP-GS	FG-FGA (Pct.)	3PFGA-FGA (Pct.)	FT-FTA (Pct.)	Rebounds	Pts./Avg.
104-87	484-941 (.514)	0-15 (.000)	291-399 (.729)	239	1259/12.1



## Steffan Bunsavage (1982-1986)

**1,155**

Forward • Douglas Freeman H.S. • Richmond, Va.

Four-year starter ... led the Tigers in scoring as a senior with a 15.3 average ... 9th-leading scorer in the East Coast Conference in 1986 who led the ECC in rebounding (7.9) and field goal percentage (.570) ... named second team All-ECC as a senior ... Tigers' leading rebounder three years in a row ... named as Most Valuable Player at the 1983 Olde Fayetteville Classic ... scored career high 33 points against St. Francis (Pa.) as a senior ... honored as ECC Rookie of the Week as a freshman ... recorded 11 "double doubles" as a senior.

GP-GS	FG-FGA (Pct.)	3PFGA-FGA (Pct.)	FT-FTA (Pct.)	Rebounds	Pts./Avg.
108-88	459-914 (.502)	231-329 (.720)		594	1155/10.7



## Gary Neal (2002-2007)

**1,254**

Guard • Calvert Hall H.S. • Aberdeen, Md.

Scored 1,254 points in less than two full seasons at Towson ... transferred from La Salle where he scored 1,041 points ... Atlantic 10 Rookie of the Year in 2003 ... started 46 of 49 games at TU ... ranked among the nation's top five scorers each year ... led the Colonial Athletic Association in scoring with a 25.6 average in his senior year, a CAA record ... broke 14 Towson records ... his 810 points in his senior year snapped that record ... he is one of only 3 players in college basketball history to score 1,000 points at two different Division I schools ... became the 427th player in NCAA basketball history to score over 2,000 career points ... one of only two Towson players to ever score 40 or more points twice in a career ... named All-CAA first team in his senior year ... also chosen to Collegeinsider's Mid-Major All-American team, the National Association of Basketball Coaches All District First Team, and the U.S. Basketball Writers' All District III Team ... named Towson's Male Athlete of the Year in 2007 ... after 3 seasons abroad in the European Leagues he signed with the San Antonio Spurs, becoming just the second Towson player to play in the NBA.

GP-GS	FG-FGA (Pct.)	3PFGA-FGA (Pct.)	FT-FTA (Pct.)	Assists	Pts./Avg.
49-46	405-909 (.446)	155-431 (.360)	289-351 (.823)	160	1254/25.6
106-92	737-1728 (.427)	305-850 (.359)	516-624 (.827)	274	2295/20.1*

\* 4-year college totals - includes 2 years at LaSalle



## Mel Land (1969-1972)

**1,081**

Guard • City College H.S. • Baltimore, Md.

Three-year starter ... led the Tigers in scoring as a junior and senior ... two-time All-Mason Dixon Conference selection ... led the Tigers to a 15-10 record as a senior and the semi-finals of the Mason-Dixon Conference Tournament ... averaged a team high 16.4 points per game in 1972 ... team captain as a senior ... averaged 16.8 points per game as a junior ... second player in school history to score 1,000 points.

GP-GS	FG-FGA (Pct.)	3PFGA-FGA (Pct.)	FT-FTA (Pct.)	Assists	Pts./Avg.
73	417		247		1081/14.8

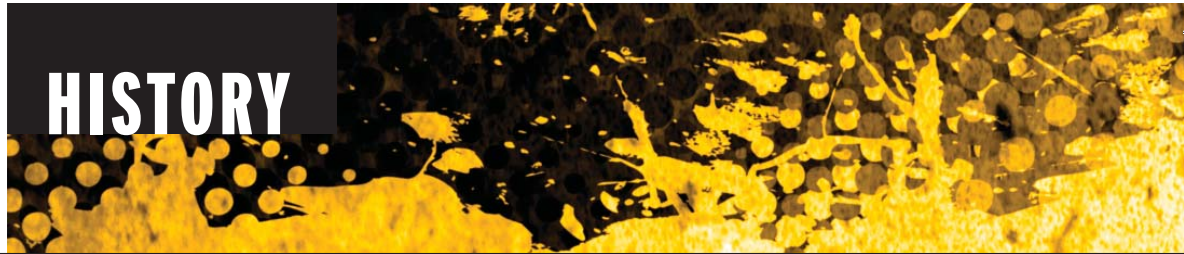
### THE OVER 40 GANG

A Towson player has scored 40 or more points in a game just six times. Larry Witherspoon's 51 points at American University on February 17, 1973 stands as the all-time single game scoring performance.

- 51 Larry Witherspoon @ American University (2/17/73)
- 46 Devin Boyd @ UMBC (2/27/93)
- 44 Kurk Lee vs. UMBC @ Mt. St. Mary's (12/8/89)
- 41 Gary Neal vs. Samford in the Towson Center (11/16/06)
- 41 Kurk Lee @ Drexel (2/10/90)
- 40 Gary Neal @ James Madison (1/7/06)



# HISTORY



## Josh Thornton (2007-2010)

1,002

Guard • Caesar Rodney H.S. • Rochester, N.Y.

Three-year starter who became Towson's all-time leading three-point shooter ... ended his career with 226 made treys ... just the 6th player at Towson to sink over 100 three-pointers in his career ... became the Tigers' 26th 1,000-point scorer in his final game when he nailed a trey with 1:12 left in his career ... led the Tigers in scoring in 2009-10 with an 11.4 average.

GP-GS	FG-FGA (Pct.)	3PFGA-FGA (Pct.)	FT-FTA (Pct.)	Assists	Pts./Avg.
91-61	348-873 (.399)	226-578 (.391)	80-117 (.684)	105	1002/11.0




## Roger Dickens (1976-1978)

1,057

Guard • City College H.S. • Baltimore, Md.

Two-year starter who led the Tigers to a 53-7 record ... transfer from Baltimore City Community College, the only JC transfer to score 1,000 career points at Towson ... honored as third team All-American in 1978 ... earned first team All-Mason-Dixon Conference honors as a junior and senior ... led Tigers to 1978 Mason-Dixon title and was tourney MVP ... NBA draft pick by Washington Bullets in the 5th round of 1978 draft ... scored a career high 35 points in 1977 NCAA Division II South Atlantic regional championship game ... averaged 17.6 points and 5.0 assists per game as a Tiger ... helped Tigers earn back-to-back appearances in the NCAA Division II Tournament ... Tiger co-captain as a senior.

GP-GS	FG-FGA (Pct.)	3PFGA-FGA (Pct.)	FT-FTA (Pct.)	Assists	Pts./Avg.
60-59	439-1048 (.423)		179-226 (.792)	299	1057/17.6



## Donald Leslie (1979-1983)

1,031

Guard • Douglas H.S. • Baltimore, Md.

Three-year starter ... scored a career high 30 points to lead Tigers to a win at Richmond in freshman season, Towson's first-ever Division I road win ... clutch free throw shooter who made 21 in a row as a sophomore ... the MVP at 1982 Crab Cake Festival Tourney after scoring 33 points in wins over Campbell and UNC Wilmington ... first Tiger to be named as East Coast Conference Player of the Week.

GP-GS	FG-FGA (Pct.)	3PFGA-FGA (Pct.)	FT-FTA (Pct.)	Assists	Pts./Avg.
92-78	397-895 (.444)		237-333 (.712)	265	1031/11.2



## Michael Fink (1984-1988)

1,029

Guard • Woodward H.S. • Kensington, Md.

Three-year starter who played forward and guard during college career ... became 12th member of Tigers' 1,000-point club when he scored his 1,000th point during the 1988 East Coast Conference Tournament ... co-captain as a senior ... scored 51 points in three ECC Tournament games as a junior, helping Tigers reach finals ... honored as ECC Player of the Week as a sophomore when he made 13 consecutive field goal attempts in two games ... finished career as the Tigers' career leader in free throw percentage with an .831 mark.

GP-GS	FG-FGA (Pct.)	3PFGA-FGA (Pct.)	FT-FTA (Pct.)	Assists	Pts./Avg.
98-87	382-871 (.439)	58-169 (.343)	207-249 (.831)	263	1029/10.5



## Mark Cooley (1979-1983)

1,011

Forward-Guard • Edmondson H.S. • Baltimore, Md.

Three-year starter who led the East Coast Conference in scoring as a senior ... led ECC with an 18.1 average ... named first team All-ECC as a senior ... scored career high 34 points in final game of career, an ECC Tournament loss at Drexel ... scored 506 points as a senior after scoring 505 points in first three seasons ... team co-captain as a senior ... led the Tigers in rebounding as a senior with a 5.8 average.

GP-GS	FG-FGA (Pct.)	3PFGA-FGA (Pct.)	FT-FTA (Pct.)	Rebounds	Pts./Avg.
105-68	424-943 (.450)		163-203 (.803)	421	1011/9.6



## 1,000 Point Scorers

### TOWSON UNIVERSITY'S 1,000-POINT CLUB

Player	Years	GP	FG-FGA	Pct.	3PFG-3PA	Pct.	FT-FTA	Pct.	Pts.*	Avg.
1. Devin Boyd	1988-1993	116	590-1379	.428	135-414	.326	685-859	.797	2,000	17.2
2. Pat McKinley	1973-1977	110	811-1637	.495	-----	----	210-431	.487	1,832	16.7
3. Scooter Alexander	1991-1996	112	744-1636	.455	20-84	.238	270-398	.678	1,778	15.9
4. Brian Matthews	1974-1978	114	710-1428	.497	-----	----	245-322	.761	1,665	14.6
5. Larry Witherspoon	1971-1974	78	678-1408	.482	-----	----	190-280	.679	1,546	19.8
6. Kurk Lee	1988-1990	60	528-1158	.456	143-415	.345	342-402	.851	1,541	25.7
7. Ralph Blalock	1992-1996	108	565-1125	.502	108-272	.397	260-339	.767	1,498	13.9
8. Bill Leonard	1983-1987	112	562-1214	.463	30-92	.326	315-411	.766	1,469	13.1
9. Bobby Washington	1974-1978	114	639-1038	.489	-----	----	159-245	.649	1,437	12.6
10. Bucky Kimmett	1947-1951	97	555	----	-----	----	308-462	.666	1,418	14.6
11. Ralph Biggs	1994-1998	111	491-920	.534	57-144	.396	348-475	.733	1,387	12.5
12. Lawrence Hamm	2002-2006	114	505-1047	.482	41-145	.283	267-365	.732	1,318	11.6
13. Chuck Lightening	1989-1992	91	513-1198	.428	29-79	.367	250-371	.674	1,305	14.3
14. Brian Barber	1997-2001	104	484-941	.514	0-15	.000	291-399	.729	1,259	12.1
15. Gary Neal	2005-2007	49	405-909	.446	155-431	.360	289-351	.823	1,254	25.6
16. Terrance Jacobs	1990-1992	60	432-890	.485	41-127	.323	265-393	.674	1,170	19.5
17. Steffan Bunsavage	1982-1986	108	459-914	.502	-----	----	237-329	.720	1,155	10.7
18. Mel Land	1969-1972	73	417	----	-----	----	247	----	1,081	14.8
19. Roger Dickens	1976-1978	60	439-1038	.423	-----	----	179-226	.792	1,057	17.6
20. Donald Leslie	1979-1983	92	397-895	.444	-----	----	237-333	.712	1,031	11.2
21. Michael Fink	1984-1988	98	382-871	.439	58-169	.343	207-249	.831	1,029	10.5
22. Mark Cooley	1979-1983	105	424-943	.450	-----	----	163-203	.803	1,011	9.6

\* Points that were scored while playing in a Towson uniform.

### PLAYERS WHO ENDED THEIR CAREERS AT TOWSON WITH OVER 1,000 POINTS

Player	Years	GP	FG-FGA	Pct.	3PFG-3PA	Pct.	FT-FTA	Pct.	Pts.*	Avg.
1. Gary Neal	2005-2007	106	737-1728	.427	305-850	.359	516-624	.827	2,295	21.7
2. Devin Boyd	1988-1993	116	590-1379	.428	135-414	.326	685-859	.797	2,000	17.2
3. Pat McKinley	1973-1977	110	811-1637	.495	-----	----	210-431	.487	1,832	16.7
4. Scooter Alexander	1991-1996	112	744-1636	.455	20-84	.238	270-398	.678	1,778	15.9
5. Kurk Lee	1988-1990	122	585-1313	.446	157-445	.353	393-473	.831	1,720	14.1
6. Brian Matthews	1974-1978	114	710-1428	.497	-----	----	245-322	.761	1,665	14.6
7. Larry Witherspoon	1971-1974	78	678-1408	.482	-----	----	190-280	.679	1,546	19.8
8. Ralph Blalock	1992-1996	108	565-1125	.502	108-272	.397	260-339	.767	1,498	13.9
9. Bill Leonard	1983-1987	112	562-1214	.463	30-92	.326	315-411	.766	1,469	13.1
10. Bobby Washington	1974-1978	114	639-1038	.489	-----	----	159-245	.649	1,437	12.6
11. Bucky Kimmett	1947-1951	97	555	----	-----	----	308-462	.666	1,418	14.6
12. Ralph Biggs	1994-1998	111	491-920	.534	57-144	.396	348-475	.733	1,387	12.5
13. Sam Sutton	1997-2002	108	506-1113	.455	83-276	.301	234-422	.555	1,329	12.3
14. Lawrence Hamm	2002-2006	114	505-1047	.482	41-145	.283	267-365	.732	1,318	11.6
15. Chuck Lightening	1989-1992	91	513-1198	.428	29-79	.367	250-371	.674	1,305	14.3
16. Terrance Jacobs	1990-1992	87	466-980	.476	41-129	.318	287-435	.660	1,260	14.5
17. Brian Barber	1997-2001	104	484-941	.514	0-15	.000	291-399	.729	1,259	12.1
18. Steffan Bunsavage	1982-1986	108	459-914	.502	-----	----	237-329	.720	1,155	10.7
19. Jamaal Gilchrist	2002-2004	115	368-908	.405	107-334	.320	302-395	.765	1,145	10.0
20. Mel Land	1969-1972	73	417	----	-----	----	247	----	1,081	14.8
21. Roger Dickens	1976-1978	60	439-1038	.423	-----	----	179-226	.792	1,057	17.6
22. Donald Leslie	1979-1983	92	397-895	.444	-----	----	237-333	.712	1,031	11.2
23. Michael Fink	1984-1988	98	382-871	.439	58-169	.343	207-249	.831	1,029	10.5
24. Marty Johnson	1986-1988	99	332-756	.439	36-113	.319	311-415	.749	1,011	10.2
25. Mark Cooley	1979-1983	105	424-943	.450	-----	----	163-203	.803	1,011	9.6
26. Josh Thornton	2005-2010	91	348-873	.499	226-578	.391	80-117	.684	1,002	11.0

\* Includes all points scored at four-year institutions

Neal - La Salle, Lee - Western Kentucky, Sutton - St. Francis of Pa., Jacobs - Old Dominion, Gilchrist - Texas A&M, Johnson - Old Dominion, Thornton - Georgetown, Dickens transferred from Baltimore City Community College.



# HISTORY

## Tiger Honors

### DIVISION I ALL-AMERICANS

1990-91: Devin Boyd, G, Hon. Mention  
(The Sporting News, Basketball Times)  
1989-90: Kurk Lee, G, Hon. Mention  
(AP, Sporting News, Basketball Times)  
1988-89: Kurk Lee, G, All-East Third Team  
(Eastern Basketball Magazine)

### DIVISION II ALL-AMERICANS

1977-78: Roger Dickens, G  
(Basketball Weekly);  
Brian Matthews, G (NABC)  
1976-77: Pat McKinley, C  
(Basketball Weekly)

### COLONIAL ATHLETIC ASSOCIATION

#### All-CAA Team

2008-09: Junior Hairston, F (3rd team)  
2007-08: Junior Hairston, F (3rd team)  
2006-07: Gary Neal, G (1st team)  
2005-06: Gary Neal, G (2nd team)  
2005-06: Lawrence Hamm, F (3rd team)

#### All-Tournament Team

2009: Junior Hairston, F

#### All-Academic Team

2009-10: Brian Morris, G (1st team)  
2008-09: Brian Morris, G (1st team)  
2006-07: Jonathan Pease, F (2nd team)  
2004-05: Holden Plack, C

#### All-Rookie Team

2002-03: Lawrence Hamm, F  
2005-06: Tim Crossin, G

#### All-Defensive Team

2009-10: Robert Nwankwo, F  
2003-04: Tony Dixon, C  
2001-02: Brian Allen, G

### AMERICA EAST

#### All-League

2000-2001: Sam Sutton, Jr. F - 2nd team  
2000-2001: Brian Barber, Sr. F - 3rd team  
1999-2000: Brian Barber, Jr. F - 2nd team  
1995-1996: Ralph Blalock, Sr. F - 2nd team

#### All-Tournament

1997: Ralph Biggs, Jr. F  
1996: Ralph Blalock, Sr. G

### BIG SOUTH CONFERENCE

#### All-League

1994-95: Ralph Blalock, Jr. G (1st team)  
1993-94: Scooter Alexander, Jr. G (1st team)  
Ralph Blalock, So. G (2nd team)  
1992-1993: Devin Boyd, Sr. G - 1st team  
Scooter Alexander, So. G - 1st team

#### Big South Coach of the Year

1993-1994: Terry Truax  
1992-1993: Terry Truax

### Big South All-Rookie Team

1994-1995: Ralph Biggs, Fr. F  
1993-1994: Michael Keyes, Fr. G

### EAST COAST CONFERENCE

#### All-ECC

1991-1992: Terrance Jacobs, Sr. G - 1st team  
Chuck Lightening, Sr. F - 1st team  
1990-1991: Devin Boyd, Jr. G - 1st team  
Chuck Lightening, Jr. F - 1st team  
1989-1990: Kurk Lee, Sr. G - 1st team  
1988-1989: Kurk Lee, Jr. G - 1st team  
1987-1988: Marty Johnson, Sr. G - 2nd team  
1986-1987: Bill Leonard, Sr. G - 2nd team  
1985-1986: Steffan Bunsavage, Sr. F - 2nd team  
1984-1985: Bill Leonard, So. G - 2nd team  
1982-1983: Mark Cooley, Sr. F - 1st team

#### ECC Player of Year

1991-1992: Terrance Jacobs, Sr. Guard  
1990-1991: Devin Boyd, Jr. Guard  
1989-1990: Kurk Lee, Sr. Guard  
1988-1989: Kurk Lee, Jr. Guard

#### ECC Defensive Player of the Year

1991-92: Terrance Jacobs, G  
1987-88: Marty Johnson, G

#### ECC Rookie of the Year

1991-92: Scooter Alexander, G  
1988-89: Devin Boyd, G  
1983-84: Bill Leonard, G

#### ECC Coach of the Year

1990-91: Terry Truax  
1988-89: Terry Truax

#### ECC All-Rookie Team

1991-92: Terrance Alexander, G  
1990-91: John James, C  
1990-91: Matt Campbell, F  
1989-90: Chuck Lightening, F  
1988-89: Devin Boyd, G  
1985-86: John Bays, F  
1983-84: Bill Leonard, G

#### ECC Scholar-Athlete

1989-90: Kennell Jones, F

#### ECC All-Tournament Team

1992: Terrance Alexander, G (MVP);  
Terrance Jacobs, G; Chuck Lightening, F  
1991: Devin Boyd, G;  
Chuck Lightening, F; Terrance Jacobs, G  
1990: Kurk Lee, G (MVP); Devin Boyd, G;  
1988: Marty Johnson, G; Tommy Jones, G;  
1987: Marty Johnson, G

### ALL-ECAC

1992: Terrance Jacobs, G (2nd team)

### COSIDA ACADEMIC ALL-AMERICANS

1992: Craig Valentine, G (University Division District 2)  
1983: Tom Speicher, F (University Division H.M.)  
1976: Ray Tannahill, F (College Division H.M.)

### CBS-TV PLAYER OF THE GAME

1991: Chuck Lightening, F  
(NCAA Midwest Regional vs. Ohio State)

### NBA DRAFT SELECTIONS

1978: Roger Dickens, G (Washington Bullets, 5th Round)  
1977: Pat McKinley, C (Washington Bullets, 8th Round)  
1974: Larry Witherspoon, F (Philadelphia 76ers, 10th Round)

### NBA PLAYERS

1990-91: Kurk Lee, G (New Jersey Nets)  
2010-11: Gary Neal, (San Antonio Spurs)

### US BASKETBALL WRITERS ASSOCIATION DISTRICT III

2006-07: Gary Neal, G (1st Team)

### COLLEGE INSIDER MID-MAJOR ALL-AMERICA TEAM

2006-07: Gary Neal, G

### NABC DIVISION I ALL-DISTRICT 4

2006-07: Gary Neal, G (1st Team)

### FINAL FOUR SLAM DUNK CLASSIC

1997-98: Ralph Biggs, F (4th place)

### MASON-DIXON ALL-TOURNAMENT

1978: Roger Dickens, G - Most Valuable Player  
1978: Charles Lawler, F  
1977: Pat McKinley, C - Most Valuable Player  
1977: Brian Matthews, G  
1976: Pat McKinley, C  
1976: Rodney Norris, G

### NCAA REGIONALS ALL-TOURNAMENT TEAM

1978: Brian Matthews, G  
1977: Brian Matthews, G

### TU AWARD WINNERS

2008: Jonathan Pease, G - Male Unsung Hero of the Year  
2007: Gary Neal, G - Male Athlete of the Year  
2006: Lawrence Hamm, F - Senior Male Athlete of the Year  
2000: Brian Barber, F - Doc Minnegan Award Winner  
1998: Ralph Biggs, F - Athlete of Year, Sr. Athlete of Year  
1997: Ralph Biggs, F - Male Athlete of the Year  
1994: John James, C - Unsung Hero  
1993: Devin Boyd, G - Male Athlete of the Year  
1992: Craig Valentine, G - Souris Award  
1991: Lewis Waller, G - Unsung Hero  
1991: Devin Boyd, G - Male Athlete of the Year  
1991: Terry Truax - Coach of the Year  
1990: Kurk Lee, G - Male Athlete of the Year  
1989: Kennell Jones, F - Souris Award  
1989: Terry Truax - Coach of the Year  
1988: Marty Johnson, G - Senior Athlete of the Year  
1988: Tommy Jones, G - Unsung Hero  
1987: Bill Leonard, G - Senior Athlete of the Year  
1984: Tom Speicher, F - Alumni Academic Achievement  
1982: Tony Odrick, F - Athlete of the Year  
1978: Roger Dickens, G - Athlete of the Year  
1977: Pat McKinley, C - Athlete of the Year



## All-Mason-Dixon Conference (Division II)

### 1977-78:

Roger Dickens, G ..... (1st team)  
Brian Matthews, G ..... (1st team)  
Bobby Washington, F ..... (2nd team)  
Charles Lawler, F ..... (Honorable Mention)

### 1976-77:

Brian Matthews, G ..... (1st team)  
Pat McKinley, C ..... (1st team)  
Roger Dickens, G ..... (1st team)  
Bobby Washington, F ..... (Honorable Mention)  
Savia Sharp, F ..... (Honorable Mention)

### 1975-76:

Pat McKinley, F ..... (1st team)  
Bobby Washington, F ..... (2nd team)

### 1974-75:

Pat McKinley, F ..... (1st team)  
Brian Matthews, G ..... (Honorable Mention)  
Bobby Washington, F ..... (Honorable Mention)

### 1973-74:

Larry Witherspoon, F ..... (2nd team)

### 1972-73:

Larry Witherspoon, F ..... (1st team)

### 1971-72:

Mel Land, G ..... (1st team)  
Larry Purdie, F ..... (Honorable Mention)  
Chuck Blue, F ..... (Honorable Mention)

### 1970-71:

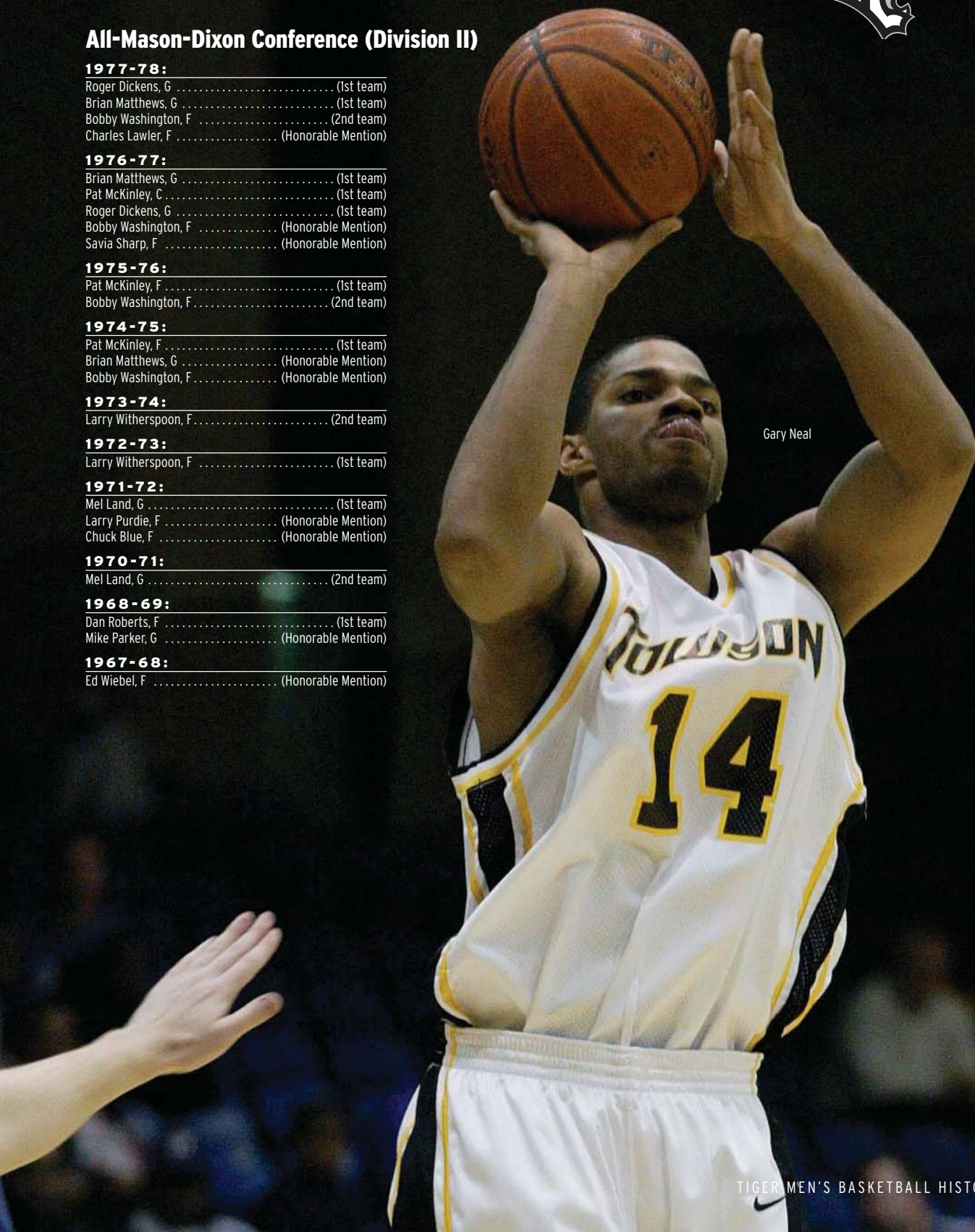
Mel Land, G ..... (2nd team)

### 1968-69:

Dan Roberts, F ..... (1st team)  
Mike Parker, G ..... (Honorable Mention)

### 1967-68:

Ed Wiebel, F ..... (Honorable Mention)



Gary Neal



# HISTORY

## Annual Records

### COLONIAL ATHLETIC ASSOCIATION SEASONS

Season	W-L	Pct.	Conference	Coach	Captains	Highlights
2009-10	10-21	.323	6-12, 8th place	Pat Kennedy	Brian Morris, Josh Thornton, Calvin Lee	CAA Tournament Quarterfinals
2008-09	12-22	.353	5-13, 10th place	Pat Kennedy	Junior Hairston, Tim Crossin, Rocky Coleman	CAA Tournament Semifinals
2007-2008	13-18	.419	7-11, 9th place	Pat Kennedy	Jonathan Pease, Sean Raboin, C.C Williams	CAA Tournament Quarterfinals
2006-2007	15-17	.469	8-10, 7th place	Pat Kennedy	Gary Neal, Dennard Abraham	CAA Tournament Quarterfinals
2005-2006	12-16	.429	8-10, 7th place	Pat Kennedy	Lawrence Hamm	
2004-2005	6-23	.207	2-16, 9th place	Pat Kennedy	Lawrence Hamm	
2003-2004	8-21	.276	4-14, 8th place	Michael Hunt	Lawrence Hamm	CAA Tournament Quarterfinals
2002-2003	4-24	.143	1-17, 10th place	Michael Hunt	Lawrence Hamm	
2001-2002	11-18	.379	7-11, 6th place	Michael Hunt	Mike Shin, Sam Sutton, Kerry Augustus	

### AMERICA EAST SEASONS

Season	W-L	Pct.	Conference	Coach	Captains	Highlights
2000-2001	12-17	.414	7-11, 8th place	Mike Jaskulski	Brian Barber, Sam Sutton	
1999-2000	11-17	.393	7-11, 6th place	Mike Jaskulski	Raul dePablo, Torin Ragin	
1998-1999	6-22	.214	4-14, 9th place	Mike Jaskulski	Raul dePablo, Torin Ragin, Alphonso Hawes	
1997-1998	8-20	.286	4-14, 9th place	Mike Jaskulski	Ralph Biggs	
1996-1997	9-19	.321	5-13, 9th place	Terry Truax	Michael Keyes, Florian Schneider	
1995-1996	16-12	.571	11-7, 3rd place	Terry Truax	Scotter Alexander, Ralph Blalock	America East Semi-Finalists

### BIG SOUTH CONFERENCE SEASONS

Season	W-L	Pct.	Conference	Coach	Captains	Highlights
1994-1995	12-15	.444	6-10, 7th place	Terry Truax	Jason Crump, Ralph Blalock	Wins over West Virginia, Louisville
1993-1994	21-9	.700	15-3, 1st place	Terry Truax	John James, Matt Campbell	Big South Regular Season Champs
1992-1993	18-9	.667	14-2, 1st place	Terry Truax	D. Boyd, W. Griffin, L. Brown, C. Valentine	Big South Regular Season Champs

### EAST COAST CONFERENCE SEASONS

Season	W-L	Pct.	Conference	Coach	Captains	Highlights
1991-1992	17-13	.567	9-3, 2nd place	Terry Truax	Devin Boyd, Chuck Lightening	East Coast Conf. Champs
1990-1991	19-11	.633	10-2, 1st place	Terry Truax	Devin Boyd, Lewis Waller	East Coast Conf. Champs, NCAA Tour.
1989-1990	18-13	.581	8-6, 1st place	Terry Truax	K.Jones, K. Lee, K. Williamson	East Coast Conf. Champs, NCAA Tour.
1988-1989	19-10	.655	10-4, 2nd place	Terry Truax	John Bays, Stephen Dorsey	East Coast Conf. Semi-Finalists
1987-1988	14-16	.467	4-10, 7th place	Terry Truax	Marty Johnson, Michael Fink	East Coast Conference Runners-Up
1986-1987	14-16	.467	5-9, 6th place	Terry Truax	Bill Leonard, Roddy Kirk	East Coast Conference Runners-Up
1985-1986	8-20	.286	5-9, 6th place	Terry Truax	Bill Leonard, Greg McClinton	
1984-1985	7-21	.250	5-9, 7th place	Terry Truax	Glenn Dieter	
1983-1984	10-19	.345	5-11, 7th place	Terry Truax	Donald Jones, Tom Speicher	
1982-1983	7-21	.250	2-7, 5th place	Vince Angotti	Mark Cooley, Tom Speicher	

### ECAC METRO SOUTH CONFERENCE SEASONS

Season	W-L	Pct.	Conference	Coach	Captains
1981-1982	10-17	.371		Vince Angotti	Tony Odrick, Tom Speicher
1980-1981	13-14	.481		Vince Angotti	Joe Miller
1979-1980	10-16	.385		Vince Angotti	Michael Dukes

### DIVISION II SEASONS - MASON-DIXON CONFERENCE

Season	W-L	Pct.	Conference	Coach	Captains	Highlights
1978-1979	5-21	.192		Mike Radabaugh	Mike Dukes, Lloyd Jones	
1977-1978	26-4	.867	10-0, 1st place	Vince Angotti	Bobby Washington, Brian Matthews	Mason-Dixon Champs, NCAA Regionals
1976-1977	27-3	.900	10-0, 1st place	Vince Angotti	Pat McKinley, Pat Britton	NCAA Regional Champs, Ranked No. 1
1975-1976	19-10	.655	8-6, 4th place	Vince Angotti	Pat McKinley, Ray Tannahill	
1974-1975	14-11	.560	7-7, 5th place	Vince Angotti	Gus Jones, Ray Tannahill	
1973-1974	15-11	.577	4-7, 7th place	Vince Angotti	Larry Witherspoon, Walt Meyers	
1972-1973	17-10	.630	6-6, 4th place	Vince Angotti	Steve Feldman, Chuck Blue	
1971-1972	15-10	.600	5-4, 4th place	Vince Angotti	Mel Land	
1970-1971	8-16	.333	6-7, 6th place	Vince Angotti		
1969-1970	16-9	.640	5-8, 6th place	Vince Angotti		
1968-1969	14-8	.636	7-4, 4th place	Vince Angotti		
1967-1968	11-8	.579	7-6, 5th place	Vince Angotti		
1966-1967	9-9	.500	6-5, 4th place	Vince Angotti		
1965-1966	4-13	.235	3-9, 7th place	Ross Sachs		
1964-1965	8-7	.533	4-7, 6th place	Ross Sachs		
1963-1964	1-15	.006	0-14, 10th place	Ross Sachs		
1962-1963	1-15	.006	0-13, 10th place	Earl Killian		
1961-1962	1-15	.006	0-12, 10th place	Earl Killian		
1960-1961	3-12	.200	1-10, 10th place	Earl Killian		
1959-1960	3-17	.150	1-15, 10th place	Earl Killian		
1958-1959	1-17	.006	0-15, 10th place	Earl Killian		



# Year-by-Year Results

## DIVISION II SEASONS

### 1958-59 (1-17) Coach Earl Killian

Gallaudet.....	L, 65-95
Johns Hopkins.....	L, 58-82
Catholic University.....	L, 55-82
Randolph-Macon.....	L, 55-93
Old Dominion.....	L, 51-107
Western Maryland.....	L, 63-70
Gallaudet.....	L, 35-73
Queens.....	L, 53-68
Washington College.....	L, 38-72
Salisbury State.....	W, 64-47
Catholic.....	L, 43-77
Baltimore.....	L, 40-85
Randolph-Macon.....	L, 50-62
Johns Hopkins.....	L, 66-90
Lynchburg.....	L, 50-69
American.....	L, 56-98
Lynchburg.....	L, 67-84
Bridgewater.....	L, 71-90

PF: 980 (54.5) PA: 1,444 (80.2)

### 1959-60 (3-17) Coach Earl Killian

Salisbury State.....	W, 101-41
Johns Hopkins.....	L, 68-69
Gallaudet.....	W, 68-57
Frostburg State.....	L, 58-66
Randolph-Macon.....	L, 60-85
Loyola.....	L, 50-81
Salisbury State.....	W, 69-47
Western Maryland.....	L, 63-78
Washington College.....	L, 67-81
Bridgewater.....	L, 58-92
Western Maryland.....	L, 66-79
Washington College.....	L, 52-64
Queens.....	L, 71-89
Gallaudet.....	L, 52-56
Baltimore.....	L, 49-58
Johns Hopkins.....	L, 64-85
Hampden-Sydney.....	L, 77-94
Catholic.....	L, 53-104
American.....	L, 69-110
Loyola.....	L, 80-110

PF: 1,294 (64.7) PA: 1,566 (78.3)

### 1960-61 (3-12) Coach Earl Killian

Newark State.....	L, 80-95
Johns Hopkins.....	L, 45-59
Frostburg State.....	L, 59-84
Johns Hopkins.....	L, 45-71
Salisbury State.....	W, 63-47
Loyola.....	L, 39-78
Gallaudet.....	L, 53-74
Western Maryland.....	L, 52-96
Queens.....	W, 96-59
Gallaudet.....	L, 67-71
Roanoke.....	W, 89-69
Washington College.....	L, 53-90
Washington College.....	L, 51-67
Western Maryland.....	L, 62-70
Washington College.....	L, 51-86

PF: 905 (60.3) PA: 1,116 (74.4)

### 1961-62 (1-15) Coach Earl Killian

Salisbury State.....	L, 55-63
Johns Hopkins.....	L, 41-69
Frostburg State.....	L, 56-72
Lynchburg College.....	L, 53-66
Catholic.....	L, 31-59
Gallaudet.....	L, 57-59
Washington College.....	L, 46-85
Newark State.....	L, 48-69
Salisbury State.....	W, 74-61

Western Maryland.....	L, 54-85
Johns Hopkins.....	L, 33-68
Loyola.....	L, 60-77
Gallaudet.....	L, 46-72
Bridgewater.....	L, 64-90
Western Maryland.....	L, 62-70
Washington College.....	L, 62-70

PF: 822 (51.4) PA: 1,143 (71.4)

### 1962-63 (1-15) Coach Earl Killian

Salisbury State.....	W, 62-54
Western Maryland.....	L, 52-88
Johns Hopkins.....	L, 53-76
Bridgewater.....	L, 54-74
Salisbury State.....	L, 70-83
Gallaudet.....	L, 49-68
Newark State.....	L, 72-82
Loyola.....	L, 66-90
Western Maryland.....	L, 72-76
Washington College.....	L, 44-65
Roanoke.....	L, 42-83
Catholic.....	L, 60-76
Baltimore.....	L, 38-59
Gallaudet.....	L, 56-58
Washington College.....	L, 75-91
Mt. St. Mary's.....	L, 58-89

PF: 923 (57.5) PA: 1,212 (75.8)

### 1963-64 (1-15) Coach Ross Sachs

Newark State.....	L, 64-93
Gallaudet.....	L, 71-83
Frostburg State.....	L, 60-72
Western Maryland.....	L, 68-90
Salisbury State.....	W, 86-59
Johns Hopkins.....	L, 47-71
Bridgewater.....	L, 51-65
Loyola.....	L, 62-81
Washington College.....	L, 76-107
Catholic.....	L, 48-86
Roanoke.....	L, 61-98
Bridgewater.....	L, 51-76
Gallaudet.....	L, 56-64
Baltimore.....	L, 57-70
Washington College.....	L, 87-88
Frostburg State.....	L, 60-76

PF: 1,005 (62.8) PA: 1,279 (79.9)

### 1964-65 (8-7) Coach Ross Sachs

Roanoke.....	L, 94-96
Frostburg State.....	W, 70-67
Western Maryland.....	L, 90-110
Salisbury State.....	W, 71-70
Washington & Lee.....	W, 96-90
Western Maryland.....	L, 72-97
Catholic.....	L, 67-86
Gallaudet.....	L, 54-76
Baltimore.....	W, 81-75
Johns Hopkins.....	W, 82-59
Gallaudet.....	W, 84-75
Frostburg State.....	W, 79-67
Baltimore.....	L, 70-84
Washington College.....	W, 97-88
Loyola.....	L, 77-84

PF: 1,184 (78.9) PA: 1,224 (81.6)

### 1965-66 (4-13) Coach Ross Sachs

Gallaudet.....	W, 74-73
Western Maryland.....	W, 103-95
Old Dominion.....	L, 71-103
Washington College.....	L, 73-88
Western Maryland.....	L, 71-95
Salisbury State.....	W, 92-71
Loyola.....	L, 80-96
Johns Hopkins.....	L, 66-87

Frostburg State.....	L, 59-76
Baltimore.....	L, 67-75
Catholic.....	L, 61-95
Washington & Lee.....	L, 70-80
Roanoke.....	L, 72-96
Baltimore.....	L, 57-76
Frostburg State.....	L, 74-78
Mt. St. Mary's.....	L, 59-115
Gallaudet.....	W, 93-76

PF: 1,242 (73.5) PA: 1,475 (86.8)

### 1966-67 (9-9) Coach Vince Angotti

Frostburg State.....	W, 80-52
Western Maryland.....	W, 69-59
Baltimore.....	L, 52-63
Old Dominion.....	L, 63-104
Howard.....	L, 50-86
Washington College.....	L, 69-83
Salisbury State.....	W, 78-54
Catholic.....	L, 66-84
Western Maryland.....	W, 82-81
Mt. St. Mary's.....	L, 61-84
Baltimore.....	W, 63-55
Shepherd.....	L, 66-73
Johns Hopkins.....	W, 84-83
Roanoke.....	W, 92-73
Frostburg State.....	W, 94-92
Shepherd.....	L, 95-99
Loyola.....	L, 64-86
Gallaudet.....	W, 95-67

PF: 1,323 (73.5) PA: 1,378 (76.6)

### 1967-68 (12-7) Coach Vince Angotti

Catholic.....	L, 51-97
Western Maryland.....	W, 84-76
Salisbury State.....	W, 89-57
Washington College.....	W, 81-72
Howard.....	W, 85-83
Loyola.....	W, 74-72
Gallaudet.....	W, 102-75
Western Maryland.....	W, 110-94
Baltimore.....	L, 83-86
Frostburg State.....	W, 88-60
Randolph-Macon.....	L, 58-65
Roanoke.....	L, 77-96
Johns Hopkins.....	W, 82-76
Morgan State.....	L, 92-99
Frostburg State.....	W, 73-62
Shepherd.....	W, 97-72
Mt. St. Mary's.....	L, 76-104
Gallaudet.....	W, 89-58
Roanoke.....	L, 72-90

PF: 1,552 (81.7) PA: 1,505 (79.2)

### 1968-69 (14-8) Coach Vince Angotti

Salisbury State.....	W, 93-62
Catholic.....	W, 91-82
Washington College.....	W, 74-72
Western Maryland.....	W, 96-75
Morgan State.....	L, 73-77
Western Maryland.....	W, 49-43
Frostburg State.....	W, 76-60
Susquehanna.....	W, 104-102
Bloomsburg.....	W, 93-89
Bloomsburg.....	L, 86-93
Frostburg State.....	W, 89-56
Gallaudet.....	W, 101-59
Shepherd.....	L, 104-110
Randolph-Macon.....	W, 95-81
Johns Hopkins.....	W, 99-67
Queens.....	W, 94-66
Loyola.....	L, 65-76
Roanoke.....	L, 86-94
Shepherd.....	W, 108-88
Mt. St. Mary's.....	L, 61-105

Baltimore.....	L, 93-96
Old Dominion.....	L, 57-75

PF: 1,887 (85.8) PA: 1,728 (78.5)

### 1969-70 (16-9) Coach Vince Angotti

D1 Shippensburg.....	W, 85-56
D3 @ Catholic.....	L, 55-71
D6 Frostburg.....	W, 91-58
D9 Morgan State.....	W, 63-53
D11 @ Washington Col.....	W, 103-85
D13 Gallaudet.....	W, 96-46
D15 @ Mt. St. Mary's.....	L, 87-91 (ot)
D18 Mt. Union.....	W, 75-71
D26 @ Lebanon Valley.....	W, 75-64
D27 @ Drexel Tech.....	W, 52-45
J10 @ Rider.....	W, 89-85
D29 @ Bloomsburg.....	L, 59-72
J21 Millersville.....	W, 114-98
J24 @ Western Maryland.....	W, 71-64
J28 @ Frostburg State.....	W, 31-24
J31 Salisbury State.....	W, 85-61
F2 @ Johns Hopkins.....	W, 76-54
F6 Baltimore.....	L, 83-89
F11 Loyola.....	L, 56-60
F13 @ Bridgewater.....	W, 89-72
F14 @ Roanoke.....	L, 71-92
F16 UMBC.....	W, 89-60
F19 @ Randolph-Macon.....	L, 58-74
F21 @ Baltimore.....	L, 72-79
F26 @ Randolph-Macon.....	L, 53-69

PF: 1,878 (75.1) PA: 1,693 (67.7)

### 1970-71 (8-16) Coach Vince Angotti

Shippensburg.....	W, 84-64
Catholic.....	L, 61-63
Johns Hopkins.....	W, 78-70
Baltimore.....	W, 84-65
Delaware.....	L, 65-86
Drexel.....	L, 59-74
Maryland Eastern Shore.....	L, 57-73
Millersville.....	L, 71-79
Morgan State.....	L, 75-82
Western Maryland.....	W, 71-63
Gallaudet.....	W, 80-60
Frostburg State.....	L, 43-49
Point Park.....	L, 62-67
Baltimore.....	L, 55-61
Loyola.....	L, 70-82
Mt. St. Mary's.....	L, 59-65
Roanoke.....	L, 61-89
UMBC.....	W, 55-43
Randolph-Macon.....	L, 58-60
Frostburg State.....	L, 34-36
Washington College.....	W, 74-70
Salisbury State.....	L, 60-62
Point Park.....	W, 80-64
Roanoke.....	L, 55-59

PF: 1,545 (64.4) PA: 1,586 (66.1)

### 1971-72 (15-10) Coach Vince Angotti

D2 Johns Hopkins ^.....	W, 74-66
D3 Morgan State ^.....	W, 86-62
D4 Loyola ^.....	L, 81-82
D6 @ Catholic.....	L, 65-88
D10 @ Mt. St. Mary's.....	W, 79-50
D15 Morgan State.....	L, 58-67
D23 @ Delaware.....	L, 78-91
J10 Maryland Eastern Shore.....	L, 68-83
J12 Millersville.....	W, 84-81
J15 American.....	L, 59-72
J19 @ Florida Tech.....	W, 100-62
J21 @ Fort Lauderdale.....	W, 84-71
J22 @ Biscayne.....	L, 66-68
J24 @ St. Leo's.....	W, 103-63
J27 Frostburg State.....	W, 74-70



# HISTORY

F1	@ Johns Hopkins	.....W, 73-68
F5	@ Hampden-Sydney	.....W, 71-69
F8	Baltimore	.....W, 75-69
F11	@ Roanoke	.....L, 73-89
F15	Loyola	.....L, 54-62
F22	UMBC	.....W, 87-64
F26	Salisbury State	.....W, 96-72
F28	Randolph-Macon	.....W, 63-51
M2	Catholic %	.....W, 89-73
M3	Roanoke %	.....L, 61-72

PF: 1,901 (76.1) PA: 1,788 (71.5)  
 ^ Shaefer Metro Basketball Classic at Towson  
 % Mason-Dixon Tournament at Towson  
 Captain: Mel Land

## 1972-73 (17-10) Coach Vince Angotti

N25	Shippensburg	.....W, 75-55
N28	York	.....W, 108-75
N30	Johns Hopkins ^	.....W, 60-57
D1	Baltimore ^	.....W, 72-61
D2	Morgan State ^	.....L, 62-63
D5	@ George Mason	.....W, 91-78
D13	Catholic	.....W, 66-64
D16	@ Baltimore	.....L, 58-69
D28	Shepherd #	.....L, 76-80
D29	Frostburg State #	.....W, 70-58
J10	@ Washington & Lee	.....W, 74-64
J12	@ Randolph-Macon	.....L, 58-76
J17	Delaware	.....W, 82-78
J20	@ Lebanon Valley	.....L, 69-97
J22	@ Frostburg State	.....W, 68-48
J24	@ Loyola	.....W, 77-74
J30	Johns Hopkins	.....W, 84-77
F2	Hampden-Sydney	.....L, 78-79
F7	Baltimore	.....W, 80-74
F10	Pitt-Johnstown	.....W, 85-80
F13	Mt. St. Mary's	.....L, 66-71
F17	@ American	.....L, 89-107
F19	Roanoke	.....L, 81-90
F21	@ UMBC	.....W, 74-62
F24	@ Salisbury State	.....W, 109-89
M1	Mt. St. Mary's %	.....W, 73-70
M2	Randolph-Macon %	.....L, 59-60

PF: 2,044 (75.7) PA: 1,956 (72.4)  
 ^ Shaefer Metro Tournament at UMBC, # Winchester  
 Classic, % Mason-Dixon Tournament  
 Captains: Steve Feldman, Chuck Blue

## 1973-74 (15-11) Coach Vince Angotti

N30	UMBC ^	.....W, 62-55
D1	Coppin State ^	.....W, 90-66
D3	Morgan State ^	.....L, 65-79
D5	George Mason	.....L, 73-74
D7	@ York	.....W, 90-74
D11	Lebanon Valley	.....W, 85-61
D15	@ VMI	.....W, 66-65
D22	@ Baltimore	.....L, 61-75
J5	@ Fort Lauderdale	.....W, 73-62
J7	@ Eckerd	.....W, 76-66
J9	@ Bethune Cookman	.....#L, 72-90
J12	Washington & Lee	.....W, 81-80
J15	@ Catholic	.....L, 61-79
J19	@ Roanoke	.....L, 72-88
J29	@ Johns Hopkins	.....L, 63-65
J31	@ Mt. St. Mary's	.....W, 69-68
F2	@ Hampden-Sydney	.....L, 83-84
F6	Baltimore	.....L, 63-75
F9	Pitt-Johnstown	.....L, 76-82
F14	UMBC	.....W, 78-56
F16	Frostburg State	.....L, 83-87
F18	Loyola	.....W, 86-70
F20	Wheeling	.....W, 101-89
F23	Randolph-Macon	.....W, 79-72
F28	Salisbury State	.....W, 101-97
M1	Randolph-Macon %	.....L, 79-106

PF: 1,987 (76.4) PA: 1,963 (75.5)  
 # Forfeit win for Towson  
 ^ Schaefer Metro Tournament at UMBC  
 % Mason-Dixon Championships at UMBC  
 Captains: Larry Witherspoon,  
 Wait Meyers

## 1974-75 (14-12) Coach Vince Angotti

D5	Coppin State %	.....W, 82-65
D6	Baltimore %	.....L, 53-77
D7	Loyola %	.....L, 58-64
D10	C.W. Post	.....L, 71-73
D12	@ George Mason *	.....L, 80-84
D14	Baltimore *	.....W, 74-68
J7	Delaware	.....W, 82-71
J10	St. Mary's	.....W, 99-70
J15	@ Catholic *	.....L, 73-79
J18	@ VMI	.....L, 65-67
J21	@ UMBC *	.....L, 54-56
J23	@ Randolph-Macon	.....L, 56-62
J25	@ Lebanon Valley	.....W, 97-57
J28	Salisbury State *	.....W, 95-62
J31	Hampden-Sydney *	.....W, 52-44
F1	vs. Loyola **	.....W, 72-58
F3	Roanoke *	.....W, 86-71
F6	York	.....W, 91-73
F8	Baltimore **	.....L, 51-62
F10	Mt. St. Mary's *	.....W, 87-75
F12	Catholic *	.....L, 67-68
F15	@ Loyola *	.....W, 98-82
F19	Johns Hopkins	.....W, 95-61
F20	@ Salisbury State *	.....L, 65-69
F22	@ Frostburg State	.....W, 90-79
F27	Baltimore #	.....L, 72-78

PF: 1,967 (78.7) PA: 1,774 (71.0)  
 \* Mason-Dixon Conference Game, % Schaefer Metro  
 Basketball Tournament at UMBC, ^ Game Played At The  
 Baltimore Civic Center, # Mason-Dixon Championships  
 at UMBC  
 Captains: Gus Jones, Ray Tannahill

## 1975-76 (19-10) Coach Vince Angotti

D4	Loyola *	.....W, 61-45
D5	Baltimore *	.....W, 77-72
D6	Morgan State *	.....L, 64-70
D9	@ C.W. Post	.....L, 64-75
D11	George Mason	.....W, 81-62
D13	@ York	.....W, 96-74
D29	vs. Bridgewater #	.....W, 74-63
D30	vs. York #	.....W, 77-65
D33	Wilmington College	.....W, 79-49
J6	Wheeling	.....L, 86-90
J8	@ St. Mary's	.....W, 109-73
J10	@ Baltimore	.....L, 57-60
J15	@ Loyola	.....L, 67-75
J21	UMBC	.....W, 80-64
J24	@ Catholic	.....W, 73-64
J27	@ Salisbury State	.....W, 90-88
J29	Loyola	.....W, 50-40
J31	Randolph-Macon	.....W, 80-74
F5	Mt. St. Mary's	.....W, 70-63
F7	Baltimore	.....L, 59-76
F10	Catholic	.....L, 60-64
F12	@ George Mason	.....L, 76-96
F14	@ Randolph-Macon	.....W, 59-57
F17	@ Mt. St. Mary's	.....L, 68-78
F19	Salisbury State	.....W, 77-75
F21	@ UMBC	.....W, 63-48
F26	vs. Catholic ^	.....W, 89-77
F27	vs. Mt. St. Mary's ^	.....W, 87-77
F28	vs. Baltimore ^	.....L, 63-67

PF: 2,126 (73.3) PA: 1,917 (68.0)  
 ^ National Boh Metro Classic at UMBC, # Lebanon Valley  
 Tournament, \* Mason-Dixon Championship at UMBC,  
 Captains: Pat McKinley, Ray Tannahill

## 1976-77 (27-3) Coach Vince Angotti

NCAA Division II Poll Champions, NCAA Regional Champions, M-D Champions		
D2	UMBC #	.....W, 87-70
D3	Baltimore #	.....W, 74-73
D4	Coppin State #	.....L, 75-87
D9	@ George Mason	.....W, 79-70
D11	C.W. Post	.....W, 101-72
D27	vs. Phila. Pharmacy	.....W, 91-72
D28	@ West Chester	.....W, 78-68
J4	St. Thomas Aquinas	.....W, 110-89
J8	@ Baltimore	.....W, 67-66
J11	Randolph-Macon	.....W, 78-76
J13	Loyola	.....W, 83-61
J15	@ Frostburg State	.....W, 84-63
J18	@ UMBC	.....W, 78-70
J20	@ Randolph-Macon	.....W, 76-70
J22	@ Point Park	.....W, 82-79
J25	Salisbury State	.....W, 114-70
J31	Point Park	.....W, 86-70
F5	Baltimore	.....W, 68-65
F8	Frostburg State	.....W, 97-88
F10	@ Loyola	.....W, 68-64
F12	UMBC	.....W, 84-58
F15	Mt. St. Mary's	.....W, 82-64
F17	@ Salisbury State	.....W, 86-68
F19	George Mason	.....W, 110-72
F24	Mt. St. Mary's	.....W, 96-85
F25	UMBC	.....W, 84-70
F26	Baltimore	.....L, 96-100
M4	Winston-Salem *	.....W, 102-83
M5	Baltimore *	.....W, 92-87
	Sacred Heart @ Yale *	.....L, 82-85

PF: 2,590 (86.3) A: 2,215 (73.8)  
 # Schaefer Tourm., \* NCAA Division II Tourn.  
 Captains: Pat McKinley, Pat Britton

## 1977-78 (26-4) Coach Vince Angotti

Mason-Dixon Conference Champions		
NCAA Division II Regional Runners-Up		
N25	vs. West Liberty #	.....W, 76-61
N27	@ Wheeling #	.....L, 58-59
N29	St. Mary's	.....W, 99-74
D1	Johns Hopkins	.....W, 86-66
D2	Morgan State	.....W, 69-67
D3	UMBC	.....L, 68-73
D7	Bridgeport	.....W, 88-77
D10	@ C.W. Post	.....W, 70-55
D13	@ George Mason *	.....W, 71-64
J4	Adelphi	.....W, 81-70
J7	@ Baltimore *	.....W, 86-77
J12	Randolph-Macon	.....W, 47-43
J14	New York Tech	.....W, 69-67
J17	Frostburg State *	.....W, 88-66
J19	UMBC *	.....W, 77-72
J23	@ Philadelphia Textile	.....W, 55-54
J25	Morgan State	.....W, 90-71
J28	Mt. St. Mary's *	.....W, 91-58
F1	George Mason *	.....W, 89-67
F4	Baltimore *	.....W, 95-81
F9	@ Mt. St. Mary's *	.....W, 81-58
F11	@ UMBC *	.....W, 86-71
F13	@ Frostburg State *	.....W, 76-45
F15	@ Eastern Illinois	.....L, 76-86
F18	Cheyney State	.....W, 80-78
F20	Loyola	.....W, 71-63
F24	UMBC **	.....W, 75-72
F25	Mt. St. Mary's ***	.....W, 74-66
M3	Albany, Ga. ^	.....W, 106-89
M4	Elizabeth City ^	.....L, 73-84

PF: 2,330 (77.7) PA: 2,038 (67.9)  
 \* M-D Games, # Wheeling Tip Off Tourn., \* NCAA Division  
 II Tourn., Captains: Bobby Washington,  
 Brian Matthews

## 1978-79 (5-21) Coach Mike Radabaugh

N25	@ Fairleigh-Dickinson	.....L, 85-94
N28	@ St. Mary's	.....L, 81-87
D1	Loyola #	.....L, 84-87
D2	Johns Hopkins #	.....W, 96-85
D6	Maryland Eastern Shore	.....W, 88-86
D8	@ Maine	.....L, 71-84
D16	Baltimore (Civic Center)	.....L, 54-64
D29	@ Bluefield ##	.....L, 94-110
D30	vs. Lincoln ##	.....L, 87-88
J13	@ James Madison	.....L, 67-86
J15	@ Randolph-Macon	.....L, 71-75
J17	@ George Mason	.....L, 64-87
J22	Philadelphia Textile	.....L, 49-68
J24	vs. Buffalo State %	.....W, 67-53
J25	vs. East Stroudsburg %	.....W, 63-61
J27	@ UNC-Wilmington	.....L, 65-77
J30	Mt. St. Mary's	.....L, 65-85
F3	George Mason	.....L, 59-66
F5	@ Morgan State	.....L, 58-74
F7	UMBC	.....L, 64-76
F10	Baltimore	.....L, 73-84
F14	Frostburg State	.....W, 55-50
F17	@ Mt. St. Mary's	.....L, 70-83
F20	@ Loyola	.....L, 52-65
F22	@ Cheyney State	.....L, 52-92
F27	@ UMBC	.....L, 57-70

PF: 1,797 (69.1) PA: 2,037 (78.3)  
 # Baltimore Metro Tournament  
 ## Bluefield Tournament  
 % Pocono Classic  
 Captains: Mike Dukes, Lloyd Jones

## DIVISION I SEASONS

### 1979-80 (10-16) Coach Vince Angotti

D1	American	.....L, 63-66
D3	UNC-Wilmington	.....W, 64-62
D5	Fairleigh-Dickinson	.....W, 80-66
D10	@ Kent State	.....#L, 67-74
D15	@ Murray State	.....L, 59-70
D27	@ Long Island	.....L, 55-64
J3	Maine	.....W, 74-71
J5	@ N.C. State	.....L, 63-95
J7	James Madison	.....L, 66-80
J9	@ Robert Morris	.....L, 66-94
J12	Tennessee State	.....L, 61-71
J14	@ Northern Illinois	.....L, 56-71
J16	@ Wisconsin-Milwaukee	.....L, 59-72
J19	@ James Madison	.....L, 57-63
J21	@ St. Francis, Pa.	.....L, 59-77
J29	Howard	.....L, 57-69
J31	@ Richmond	.....W, 88-83
F2	Robert Morris	.....W, 80-70
F4	@ Fairfield	.....W, 54-52
F7	Mt. St. Mary's	.....W, 53-52
F9	@ Cleveland State	.....L, 71-95
F11	@ George Washington	.....L, 85-98
F13	Baltimore	.....W, 74-69
F16	Delaware State	.....W, 85-72
F20	Loyola	.....L, 62-63
F23	@ Tennessee State	.....L, 58-105

# Game later forfeited to Towson  
 PF: 1,716 (66.0) PA: 1,946 (74.8)  
 Captain: Michael Dukes

### 1980-81 (13-14) Coach Vince Angotti

D1	@ Auburn	.....L, 63-87
D4	Campbell	.....W, 69-61
D5	UNC-Wilmington	.....W, 70-66
D8	West Chester	.....W, 75-67
D10	St. Mary's	.....W, 94-53
D13	@ Vermont	.....L, 76-79
J2	Northeastern *	.....L, 80-81
J3	Rider *	.....W, 81-76





J5	Murray State	W, 79-58
J8	@ Long Island	W, 70-69
J12	@ Maine	L, 74-82
J15	Cleveland State	L, 72-86
J17	St. Francis, Pa.	L, 69-76
J19	@ Villanova	L, 64-84
J24	@ Robert Morris	L, 59-72
J26	@ Boston Univ.	L, 71-89
J28	George Mason	W, 59-58
J31	Baltimore	W, 80-67
F4	James Madison	L, 58-73
F7	Robert Morris	W, 78-59
F12	Wisconsin-Green Bay	L, 61-65
F14	@ Baltimore	L, 56-78
F16	@ Howard	W, 84-61
F18	@ American	L, 78-97
F21	St. Francis, N.Y.	W, 69-63
F23	George Washington	W, 57-56
F25	@ James Madison	L, 53-85

\* Fairfield Tournament  
 PF: 1,889 (70.3) PA: 1,948 (72.1)  
 Captain: Joe Miller

**1981-82 (10-17) Coach Vince Angotti**

N30	St. Mary's	W, 68-53
D4	Campbell	L, 51-57
D5	@ UNC Wilmington	L, 64-76
D9	@ Maryland	L, 59-76
D14	Villanova	L, 55-85
D19	Howard	W, 70-66
D30	@ George Washington	L, 64-65
J2	Maine	L, 66-72
J9	@ St. Francis, Pa.	L, 70-73
J11	Robert Morris	W, 63-52
J14	@ James Madison	L, 48-76
J16	Baltimore	W, 66-61
J23	Long Island	W, 106-89
J25	@ Robert Morris	W, 61-53
J27	@ Baltimore	L, 51-52
J30	Siena	L, 62-64
F2	@ George Mason	L, 70-86
F5	Vermont	W, 76-68
F9	Loyola	W, 67-66
F11	Marist	L, 65-70
F13	American	L, 73-81
F16	St. Francis, Pa.	W, 96-70
F19	@ Fairleigh-Dickinson	L, 85-98
F20	@ St. Francis, N.Y.	L, 54-56
F25	@ Loyola	L, 56-61
F27	@ Wagner	W, 67-66
M2	@ Baltimore*	L, 60-64

PF: 1,793 (66.4) PA: 1,853 (68.6)  
 \* ECAC Metro-South Tournament Game  
 Captains: Tony Odrick, Tom Speicher

**1982-83 (7-21) Coach Vince Angotti**

N27	@ George Washington	L, 77-80
N30	Drexel*	L, 62-72
D3	Campbell	W, 49-46
D4	UNC Wilmington	W, 78-64
D7	@ American*	L, 76-82
D11	@ Howard	L, 71-83
D14	@ Maryland	L, 56-66
D22	@ Delaware	L, 62-71
J3	@ Central Florida	L, 57-80
J6	@ Rider*	L, 62-76
J8	Bucknell	W, 55-54
J12	@ LaSalle*	L, 78-79
J15	Boston U.	L, 77-82
J19	James Madison	L, 55-69
J22	@ Cleveland State	L, 70-71
J26	Baltimore	L, 72-78
J29	@ Lehigh*	L, 74-81
F2	Delaware*	W, 65-56
F7	Monmouth	W, 76-59
F9	@ Hofstra*	L, 71-86
F16	Loyola	W, 63-61

F19	@ Bucknell*	L, 73-85
F21	George Mason	L, 83-92
F23	@ Baltimore	L, 76-81
F24	American*	L, 71-83
F28	@ Loyola	L, 84-92
M5	@ Lafayette*	W, 71-68
M7	@ Drexel**	L, 67-88

\* ECC games, \*\* ECC Tournament  
 PF: 1,931 (69.0) PA: 2,085 (74.5)  
 Captains: Mark Cooley, Tom Speicher

**1983-84 (10-19) Coach Terry Truax**

N28	@ Virginia Tech	L, 53-93
D2	UNC Wilmington	W, 62-59
D3	@ Campbell	L, 60-81
D6	York	W, 58-50
D8	@ American*	L, 56-71
D10	Howard	W, 61-53
D21	Bucknell*	L, 55-73
D28	@ N.C. State	L, 49-88
D30	@ William & Mary	L, 45-63
J4	@ Rider*	W, 65-60
J7	Washington College	W, 81-76
J11	Lafayette*	W, 67-63
J14	Drexel*	L, 57-69
J17	@ Bucknell*	L, 48-63
J21	Rider*	L, 63-71
J25	Loyola	L, 51-59
J28	Lehigh*	L, 56-63
J30	@ George Mason	L, 66-92
F1	@ Delaware*	L, 56-57
F4	@ Hofstra*	L, 61-69
F11	American*	W, 71-62
F15	@ James Madison	L, 39-53
F18	@ Drexel*	L, 56-71
F20	Delaware*	W, 62-61
F22	Hofstra*	L, 69-79
F29	@ Lehigh*	W, 61-52
M3	@ Lafayette*	L, 61-77
M8	Lehigh**	W, 62-60
M9	Bucknell**	L, 42-64

\* ECC games, \*\* ECC Tournament at Towson  
 PF: 1,693 (58.4) PA: 1,952 (67.3)  
 Captains: Donald Jones, Tom Speicher

**1984-85 (7-21) Coach Terry Truax**

N26	Frostburg State	W, 104-67
N28	Loyola	L, 73-81
D1	@ South Carolina	L, 68-79
D5	@ St. Francis, Pa.	L, 86-90
D8	@ Howard	L, 60-67
D21	Shepherd	W, 75-64
D29	George Washington	L, 50-53
J2	Hofstra*	W, 86-78
J5	@ Bucknell*	L, 50-68
J9	@ Drexel*	L, 76-93
J12	Lafayette*	L, 59-75
J16	Lehigh*	W, 72-69
J19	@ Dayton	L, 55-70
J23	Delaware*	L, 71-72
J26	@ American	L, 69-85
J28	Washington College	L, 74-80
J30	@ Rider*	L, 63-75
F2	@ Hofstra*	L, 65-67
F6	Bucknell*	W, 68-65
F9	Drexel*	L, 61-64
F11	Rider*	W, 78-77
F13	@ Lafayette*	L, 56-57
F16	@ Lehigh*	W, 64-62
F20	George Mason	L, 62-87
F21	@ Maryland	L, 38-91
F23	@ Delaware*	L, 64-84
F27	@ Loyola	L, 56-58 (ot)
M2	Bucknell**	L, 77-79 (ot)

\* ECC games, \*\* ECC Tourn., PF: 1,880 (67.1) PA: 2,057 (73.5), Captain: Glenn Dieter

**1985-86 (8-20) Coach Terry Truax**

N23	William & Mary	W, 66-56
N30	@ Virginia #	L, 55-68
D1	UNC Wilmington #	L, 60-82
D7	James Madison	W, 57-53
D10	Howard	L, 51-53
D13	@ Maryland	L, 58-91
D21	Loyola	L, 87-98
D28	@ George Mason	L, 56-68
J4	@ Bucknell*	W, 84-74 (ot)
J9	@ Stetson	L, 60-61
J11	@ Miami, Fla.	L, 66-71
J15	Rider*	W, 73-62
J18	Lehigh*	L, 69-70
J20	@ West Virginia	L, 62-76
J22	@ Lafayette*	L, 61-70
J25	@ Hofstra*	L, 55-67
J29	Drexel*	L, 63-72
F1	@ Delaware*	L, 53-57
F3	St. Francis, Pa.	W, 107-84
F5	Bucknell*	W, 81-64
F8	@ Rider*	L, 49-66
F10	@ Lehigh*	L, 54-71
F15	Lafayette*	L, 51-72
F17	American	L, 66-80
F19	Hofstra*	W, 80-76
F22	@ Drexel*	L, 64-70
F24	Delaware*	W, 87-81
M1	Bucknell**	L, 54-69

# Virginia Tourn., \* ECC games, \*\* ECC Tourn.  
 PF: 1,829 (65.3) PA: 1,981 (70.8)  
 Captains: Bill Leonard, Greg McClinton

**1986-87 (14-16) Coach Terry Truax**

East Coast Conference Runners-Up		
D1	Liberty	W, 83-67
D6	Winthrop	W, 60-46
D10	George Mason	L, 45-48
D14	Shepherd	W, 93-74
D20	@ UMBG	W, 59-52
D22	@ Loyola	W, 98-82
D29	Southern Methodist #	L, 65-79
D30	Purdue #	L, 58-94
J3	Ramapo	W, 98-70
J5	@ Maryland	L, 71-79
J7	@ William & Mary	L, 52-63
J10	UMBC	W, 73-66
J14	@ Delaware*	W, 62-52
J17	Bucknell*	W, 67-59
J21	@ Rider*	L, 67-74
J24	@ Lehigh*	L, 75-77
J28	Lafayette*	L, 48-66
J31	Hofstra*	W, 72-69
F4	@ Drexel*	L, 51-54
F7	Delaware*	W, 75-61
F11	@ Bucknell*	L, 66-75
F14	Rider*	W, 83-78
F16	Drexel*	L, 81-94
F18	Lehigh*	L, 76-83
F21	@ Lafayette*	L, 58-73
F25	@ Hofstra*	L, 74-87
F28	@ Dayton	L, 65-78
M6	Rider**	W, 89-79
M7	Lafayette**	W, 70-66
M8	Bucknell**	L, 74-86

# Dallas Morning-News Classic  
 \* ECC games, \*\* ECC Tournament at Towson  
 PF: 2,108 (70.3) PA: 2,131 (71.0)  
 Captains: Bill Leonard, Roddy Kirk

**1987-88 (14-16) Coach Terry Truax**

East Coast Conference Runners-Up		
N30	@ Winthrop	L, 57-67 (ot)
D2	@ Clemson	L, 61-71
D5	Loyola	W, 76-60
D7	@ Navy	W, 79-62
D9	Winthrop	W, 95-74
D12	Mt. St. Mary's	L, 75-86
D19	Caldwell	W, 92-75
D22	St. Francis, Pa.	W, 69-67
D29	@ Jacksonville	W, 58-51
J2	@ Florida Southern	L, 72-80
J4	@ Florida	L, 55-77
J9	UMBC	W, 76-68
J12	Liberty	W, 70-69
J16	@ Drexel**	L, 62-93
J20	Delaware*	L, 75-76
J23	@ Bucknell*	L, 80-89
J27	Rider*	W, 93-72
J30	Lehigh*	L, 65-71
F3	@ Lafayette*	L, 60-73
F6	@ Hofstra*	W, 81-69
F10	Drexel*	W, 74-64
F13	@ Delaware*	L, 74-77
F15	Hofstra*	W, 78-61
F17	Bucknell*	L, 71-83
F20	@ Rider*	L, 93-98
F24	@ Lehigh*	L, 63-77
F27	Lafayette*	L, 63-71
M5	Drexel**	W, 74-67
M6	Rider**	W, 59-56
M8	Lehigh**	L, 78-84

# at Palestra, Philadelphia  
 \* ECC games, \*\* ECC Tournament at Towson  
 PF: 2,178 (72.6) PA: 2,188 (72.9)  
 Captains: Marty Johnson, Michael Fink

**1988-89 (19-10) Coach Terry Truax**

N29	@ UMBG	L, 67-70
D1	Gettysburg	W, 115-70
D3	@ Virginia	L, 79-87
D5	@ Liberty	W, 81-67
D7	Navy	W, 74-69
D10	@ Mt. St. Mary's	W, 79-70
D19	West Va. Wesleyan	W, 105-78
D22	vs. North Carolina ###	L, 74-102
J2	@ N.C. State	L, 77-83
J6	@ Loyola S	W, 88-79
J7	UMBC S	L, 81-87
J11	Rider*	W, 110-92
J14	@ Drexel #	W, 75-73
J16	William & Mary	W, 98-78
J18	@ Lafayette*	L, 58-59
J21	Delaware*	W, 88-74
J25	Bucknell*	L, 72-77
J28	@ Hofstra*	W, 62-60
F1	Lehigh*	W, 101-77
F4	@ Rider*	L, 63-65
F8	Drexel*	W, 106-72
F11	Lafayette*	W, 99-66
F15	@ Delaware*	L, 74-76
F20	@ Bucknell*	W, 93-83 (ot)
F25	Loyola College	W, 104-69
F22	Hofstra*	W, 71-68
F25	@ Lehigh*	W, 81-69
M4	Lehigh**	W, 90-74
M5	Lafayette**	L, 79-80 (ot)

# at Palestra, Philadelphia, ## at Hershey, Pa.  
 § Baltimore Beltway Tournament at Loyola  
 \* ECC games, \*\* ECC Tournament at Towson  
 PF: 2,444 (84.3) PA: 2,174 (75.0)  
 Captains: John Bays, Stephen Dorsey



# HISTORY

## 1989-90 (18-13) Coach Terry Truax

NCAA Tournament, ECC Champions  
NCAA Midwest Regionals, Beltway Champions

N28	Howard	.....	W, 83-64
N30	@ Gettysburg	.....	W, 102-66
D3	@ North Carolina	.....	L, 70-87
D6	@ Navy	.....	W, 73-70
D8	vs. UMBC #	.....	W, 100-97 (ot)
D9	@ Mt. St. Mary's #	.....	W, 81-68
D16	@ Syracuse	.....	L, 75-105
D18	@ St. Francis, Pa.	.....	L, 75-95
D22	@ Loyola	.....	W, 87-79
D27	@ Washington	.....	L, 68-73
D30	@ New Mexico	.....	L, 68-96
J3	@ Pepperdine	.....	L, 79-91
J13	@ Rider *	.....	L, 82-83 (ot)
J17	Drexel *	.....	W, 98-79
J20	Lafayette *	.....	W, 68-65
J24	@ Delaware *	.....	L, 77-89
J27	@ Bucknell *	.....	L, 74-76
J31	Hofstra *	.....	W, 66-64
F3	@ Lehigh *	.....	L, 69-87
F5	UMBC	.....	W, 90-74
F7	Rider *	.....	W, 102-74
F10	@ Drexel *	.....	W, 104-95
F14	@ Lafayette *	.....	L, 70-83
F17	Delaware *	.....	W, 87-84
F21	Bucknell *	.....	L, 66-72
F24	@ Hofstra *	.....	W, 73-65
F26	Lehigh *	.....	W, 92-82
M3	Rider **	.....	W, 74-63
M4	Delaware **	.....	W, 85-71
M6	Lehigh **	.....	W, 73-60
M15	Oklahoma %	.....	L, 68-77

# Balt. Beltway Tournament at Mt. St. Mary's  
\* ECC games, \*\* ECC Tourn. at Towson, % NCAA Midwest Regionals at Texas  
PF: 2,479 (80.0) PA: 2,434 (78.5)  
Captains: Kennell Jones, Kurk Lee, Kelly Williamson

## 1990-91 (19-11) Coach Terry Truax

NCAA Tournament  
East Coast Conference Champions  
NCAA Midwest Regionals  
Baltimore Beltway Champions

N24	@ Dayton	.....	L, 79-99
N26	@ Maryland	.....	L, 69-93
N30	UMBC #	.....	W, 83-75
D1	Loyola #	.....	W, 62-60
D5	Navy	.....	L, 88-102
D18	@ Howard	.....	W, 77-62
D20	vs. Syracuse ##	.....	L, 73-78
D28	Alabama &	.....	L, 52-71
D29	Navy &	.....	W, 90-75
J4	Bucknell	.....	W, 85-84
J7	@ Lehigh	.....	L, 83-85
J12	@ Central Connecticut *	.....	W, 82-72
J16	Rider *	.....	W, 75-71
J19	Hofstra *	.....	W, 74-61
J23	@ Drexel *	.....	W, 72-70
J26	@ UMBC *	.....	W, 83-68
J28	@ Bucknell	.....	W, 89-83
J30	Delaware *	.....	W, 88-84 (ot)
F2	@ Rider *	.....	W, 82-65
F4	Loyola	.....	L, 84-85
F6	@ American	.....	W, 84-75
F9	Central Connecticut *	.....	W, 84-76
F13	Drexel *	.....	L, 75-78
F16	@ Hofstra *	.....	W, 76-66
F20	@ Delaware *	.....	L, 74-75
F23	Youngstown State	.....	W, 87-75
F25	@ Virginia	.....	L, 49-72
M3	UMBC **	.....	W, 78-76
M4	Rider **	.....	W, 69-63
M15	Ohio State %	.....	L, 86-97

# Baltimore Beltway Tournament at TU, ## at Hershey, Pa., & Blue Angels Classic, \* ECC Conference games, \*\* ECC

Tournament at Towson  
% NCAA Midwest Regionals at Dayton  
PF: 2,325 (77.5) PA: 2,296 (76.5)  
Captains: Devin Boyd, Lewis Waller

## 1991-92 (17-13) Coach Terry Truax

East Coast Conference Champions

N25	@ Colorado	.....	L, 83-93
N30	@ North Carolina	.....	L, 88-98
D3	Lehigh	.....	W, 99-97
D6	UMBC \$	.....	L, 83-93
D7	vs. Mt. St. Mary's \$	.....	L, 77-91
D14	Washington Coll.	.....	W, 74-50
D21	@ Maryland	.....	L, 76-83
D28	@ Southern Methodist	.....	L, 66-85
D30	@ Howard	.....	L, 69-74
J4	@ Youngstown State	.....	W, 67-52
J6	@ Tennessee	.....	L, 70-77
J8	@ George Mason	.....	L, 75-89
J11	@ Delaware	.....	L, 69-90
J18	@ Buffalo *	.....	W, 77-65
J20	@ Bucknell	.....	L, 72-85
J25	@ Central Connecticut *	.....	W, 93-54
J27	Mt. St. Mary's	.....	W, 103-76
F1	Brooklyn *	.....	W, 96-56
F3	@ Loyola	.....	W, 66-64
F6	Hofstra *	.....	W, 80-70
F8	Central Connecticut *	.....	W, 94-70
F11	@ Rider *	.....	W, 78-75 (ot)
F15	UMBC *	.....	W, 113-103
F17	Buffalo *	.....	W, 98-65
F20	@ Brooklyn *	.....	W, 89-66
F22	@ Hofstra *	.....	L, 87-89
F29	Rider *	.....	L, 78-79
M7	Buffalo **	.....	W, 122-58
M8	Rider **	.....	W, 90-77
M9	Hofstra **	.....	W, 69-61

\$ Baltimore Beltway Tournament at UMBC  
\* East Coast Conference games  
\*\* ECC Tournament at UMBC  
PF: 2,501 (83.4) PA: 2,285 (76.2)  
Captains: Devin Boyd, Chuck Lightening

## 1992-93 (18-9) Coach Terry Truax

Big South Regular Season Champions

D1	Loyola	.....	W, 71-61
D5	@ Oklahoma	.....	L, 73-115
D7	@ SW Missouri	.....	L, 56-71
D12	Coppin State	.....	L, 74-79
D23	@ Maryland	.....	L, 68-78
D28	Bridgeport #	.....	W, 85-70
D29	Connecticut #	.....	L, 66-99
J6	George Mason	.....	W, 78-71
J9	Delaware	.....	L, 69-76
J11	UNC Asheville *	.....	W, 85-64
J13	Campbell *	.....	W, 61-56
J16	@ Coastal Carolina *	.....	W, 77-74
J18	@ Charleston So. *	.....	W, 87-76
J23	Winthrop *	.....	W, 93-85
J25	Charleston Southern *	.....	W, 75-58
J30	@ Winthrop *	.....	L, 78-90
F1	@ Campbell *	.....	L, 61-63
F3	UMBC *	.....	W, 82-76
F6	Coastal Carolina *	.....	W, 74-69
F8	@ Lehigh	.....	W, 79-70
F11	@ Liberty *	.....	W, 86-81
F13	Radford *	.....	W, 98-90
F15	Liberty *	.....	W, 75-69
F20	@ UNC Asheville *	.....	W, 75-60
F22	@ Radford *	.....	W, 81-70
F27	@ UMBC *	.....	W, 97-92 (2 ot)
M4	Winthrop **	.....	L, 79-83

# UConn Holiday Classic  
\* Big South Conference games  
\*\* Big South Tournament at Charleston, S.C.  
Captains: Devin Boyd, Larry Brown, William Griffin, Craig Valentine

## 1993-94 (21-9) Coach Terry Truax

Pre-Season NIT  
Big South Regular Season Champions

N18	@ St. John's #	.....	W, 66-65
N20	@ Massachusetts #	.....	L, 55-82
N27	vs. Connecticut %	.....	L, 67-102
D1	@ Loyola	.....	L, 84-90 (ot)
D4	@ Dayton	.....	W, 72-70
D7	Lehigh	.....	W, 77-69
D11	@ Delaware	.....	W, 71-63
D13	@ Coppin State	.....	L, 63-76
D23	Maryland (Balt. Arena)	.....	L, 71-109
J4	American	.....	W, 76-73
J8	@ Radford *	.....	L, 58-82
J10	@ Liberty *	.....	W, 66-61
J15	Coastal Carolina *	.....	W, 80-74
J17	Charleston Southern *	.....	W, 84-76
J22	@ Campbell *	.....	L, 55-76
J24	@ UNC Greensboro *	.....	W, 62-56
J27	Winthrop *	.....	W, 104-87
J29	UNC Asheville *	.....	W, 54-45
F2	UMBC *	.....	W, 89-78
F5	Radford *	.....	W, 73-63
F7	Liberty *	.....	W, 79-78 (ot)
F12	@ Coastal Carolina *	.....	L, 89-105
F14	@ Charleston So. *	.....	W, 84-77
F17	@ UMBC *	.....	W, 86-79
F19	Campbell *	.....	W, 87-72
F21	UNC Greensboro *	.....	W, 75-74
F24	@ Winthrop *	.....	W, 82-68
F26	@ UNC Asheville *	.....	W, 74-70
M4	UNC Asheville **	.....	W, 64-56
M5	Liberty **	.....	L, 58-63

# Pre-Season NIT, % Hershey Park, \* Big South games, \*\* Big South Tourn. at Charleston, S.C.  
PF: 2,205 (73.5) PA: 2,204 (74.8)  
Captains: John James, Matt Campbell

## 1994-95 (12-15) Coach Terry Truax

N26	@ Old Dominion	.....	L, 75-93
N29	@ Mt. St. Mary's	.....	W, 69-68
D3	@ Virginia	.....	L, 66-94
D5	West Virginia #	.....	W, 81-78
D7	Loyola	.....	W, 73-66
D12	@ Maryland	.....	L, 73-120
D17	Delaware	.....	W, 84-83
J3	Howard	.....	W, 78-64
J7	Radford *	.....	L, 68-71
J9	Liberty *	.....	L, 59-72
J14	@ Coastal Carolina *	.....	L, 87-89
J16	@ Charleston So. *	.....	W, 80-73
J19	@ UMBC *	.....	L, 77-78
J23	UNC Greensboro *	.....	W, 73-66
J26	@ Winthrop *	.....	L, 93-97
J28	@ UNC Asheville *	.....	L, 79-84 (ot)
J30	Louisville	.....	W, 81-69
F4	@ Radford *	.....	L, 62-76
F6	@ Liberty *	.....	W, 71-70
F11	Coastal Carolina *	.....	W, 92-69
F13	Charleston Southern *	.....	L, 83-86
F16	UMBC *	.....	L, 69-77
F20	@ UNC Greensboro *	.....	L, 61-77
F23	Winthrop *	.....	W, 92-90
F25	UNC Asheville *	.....	W, 69-62
F27	@ Tennessee	.....	L, 60-77
M2	Charleston Southern **	.....	L, 55-85

# at Shepherdstown, W. Va., \* Big South games  
\*\* Big South Tourn. at Charleston, S.C.  
PF: 2,010 (74.4) PA: 2,134 (79.0)  
Captains: Jason Crump, Ralph Blalock

## 1995-96 (16-12) Coach Terry Truax

N27	Maryland (Balt. Arena)	.....	L, 67-70
N29	@ Navy	.....	W, 74-60
D4	@ Loyola	.....	W, 66-62
D6	Penn	.....	L, 61-67
D9	@ Arizona	.....	L, 84-90
D16	Washington College	.....	W, 105-86
D23	@ James Madison	.....	W, 67-64
D30	@ Louisville	.....	L, 72-96
J4	@ New Hampshire *	.....	W, 79-68
J6	@ Maine *	.....	L, 72-85
J11	Northeastern *	.....	W, 78-65
J13	Boston U. *	.....	W, 93-71
J18	@ Vermont *	.....	W, 69-67
J20	@ Hartford *	.....	W, 88-73
J23	Hofstra *	.....	L, 63-83
J26	Vermont *	.....	W, 91-83
J28	Hartford *	.....	W, 81-73
F2	@ Northeastern *	.....	W, 73-67
F4	@ Boston U. *	.....	L, 56-68
F7	@ Drexel *	.....	L, 87-96
F9	New Hampshire *	.....	W, 79-70
F11	Maine *	.....	W, 65-56
F16	Drexel *	.....	L, 56-75
F18	@ Hofstra *	.....	W, 74-56
F21	@ Delaware *	.....	L, 73-81
F24	Delaware *	.....	L, 70-71
M1	@ Delaware **	.....	W, 85-78
M3	Drexel **	.....	L, 74-84

\* America East games  
\*\* America East Tournament at Delaware  
PF: 2,102 (75.1) PA: 2,065 (73.8)  
Captains: Ralph Blalock, Scooter Alexander

## 1996-97 (9-19) Coach Terry Truax

N22	Old Dominion	.....	L, 82-84
N24	Navy	.....	W, 76-68
N26	@ UMBC	.....	W, 75-60
N30	@ Maryland	.....	L, 76-93
D3	@ Pennsylvania	.....	L, 74-80
D6	Boston U. *	.....	L, 63-81
D8	Northeastern *	.....	L, 74-77
D10	Loyola	.....	W, 89-84
D28	James Madison	.....	L, 75-83
J5	@ Delaware *	.....	L, 63-104
J7	@ Drexel *	.....	L, 72-102
J10	Vermont *	.....	W, 92-82 (ot)
J12	Hartford *	.....	L, 69-76
J16	@ Maine *	.....	L, 58-71
J18	@ New Hampshire *	.....	L, 71-72 (ot)
J24	Hofstra *	.....	L, 62-66
J22	@ Northeastern *	.....	W, 81-59
J26	@ Boston U. *	.....	L, 69-78
J31	@ Hofstra *	.....	L, 71-84
F2	Drexel *	.....	L, 66-79
F6	@ Vermont *	.....	L, 81-85
F9	@ Hartford *	.....	L, 78-81 (ot)
F13	New Hampshire *	.....	W, 71-65
F15	Maine *	.....	W, 80-70
F18	@ West Virginia	.....	L, 86-100
F22	Delaware *	.....	W, 86-79
F28	Northeastern **	.....	W, 72-69
M1	Drexel **	.....	L, 75-78

\* America East games  
\*\* America East Tournament at Delaware  
PF: 2,085 (74.5) PA: 2,210 (78.9)  
Captains: Michael Keyes, Florian Schneider



**1997-98 (8-20) Coach Mike Jaskulski**

N22	@ American	W, 51-48
N24	Michigan	L, 72-75
D1	Morgan State	W, 62-48
D3	Hofstra *	L, 56-64
D6	Drexel *	L, 60-65
D9	Delaware *	L, 63-68 (ot)
D13	@ Loyola	L, 71-73
D20	@ James Madison	L, 62-76
D22	Creighton	L, 70-79
D30	@ South Carolina	L, 55-65
J10	@ New Hampshire *	L, 56-64
J13	@ Hofstra *	L, 60-64
J16	Vermont *	L, 45-55
J18	Hartford *	W, 75-68
J22	Boston U.	L, 45-67
J24	Northeastern *	W, 63-52
J29	@ Vermont *	L, 71-76
J31	@ Hartford *	L, 75-84
F1	vs. Maine * @ UNH	W, 81-57
F3	@ Drexel *	L, 71-72
F6	Maine *	W, 68-59
F8	New Hampshire *	L, 56-58
F14	@ Delaware *	L, 68-71(ot)
F16	UMBC	W, 76-60
F19	@ Boston U. *	L, 63-69
F21	@ Northeastern *	L, 62-66
F27	vs. New Hampshire **	W, 67-65
F28	vs. Delaware **	L, 60-80

\* America East games, \*\* America East Tourn. at Delaware  
PF: 1,784 (63.7) PA: 1,848 (66.0)  
Captain: Ralph Biggs

**1998-99 (6-22) Coach Mike Jaskulski**

N14	@ Creighton	L, 48-93
N19	Morgan State #	W, 69-65
N21	Loyola #	L, 67-76
N30	@ Michigan	L, 45-60
D7	@ Louisville	L, 73-106
D12	Hofstra *	L, 55-68
D19	@ UMBC	L, 41-65
D22	Lafayette	L, 69-76
D30	American	L, 44-59
J3	Boston U. *	L, 58-66
J5	Northeastern *	W, 62-52
J10	@ Delaware *	L, 60-70
J14	@ Hartford *	L, 57-60 (ot)
J16	@ Vermont *	W, 56-53
J19	Drexel *	L, 56-59
J22	New Hampshire *	W, 58-55
J24	Maine *	W, 89-79
J27	@ Hofstra *	L, 48-76
J29	@ Boston U. *	L, 43-73
J31	@ Northeastern *	L, 70-71
F7	Delaware *	L, 56-73
F10	@ Drexel *	L, 54-66
F13	Hartford *	L, 56-65
F15	Vermont *	L, 57-66
F18	@ New Hampshire *	L, 70-74
F20	@ Maine *	L, 68-70
F26	Boston U. **	W, 71-58
F27	Delaware **	L, 63-83

# Battle of Baltimore at Towson, \* America East games,  
\*\* America East Tourn. at Delaware  
PF: 1,663 (59.4) PA: 1,937 (69.2)  
Captain: Raul de Pablo, Alfonso Hawes, Torin Regin

**1999-00 (11-17) Coach Mike Jaskulski**

N19	Loyola #	L, 67-74
N20	@ Coppin State #	W, 61-57
N23	@ Morgan State	W, 67-59
N30	Long Island	W, 62-44
D2	@ Liberty	L, 74-82 (ot)
D6	@ Lafayette	W, 59-57
D9	Hartford *	W, 72-58
D18	UMBC	L, 56-64
D28	@ Michigan	L, 84-98
J2	@ New Hampshire *	W, 73-66
J4	@ Maine *	L, 80-89
J8	Drexel *	L, 61-64 (ot)
J11	Hofstra *	L, 70-84
J14	@ Northeastern *	W, 60-56
J16	@ Boston U. *	W, 54-52 (ot)
J18	Vermont *	W, 74-67
J22	@ Delaware *	L, 70-82
J27	Maine *	L, 67-68
J29	New Hampshire *	W, 80-52
F4	@ Hofstra *	L, 58-60
F6	@ Drexel *	L, 45-63
F10	Northeastern *	L, 73-74
F12	Boston U. *	W, 71-57
F19	Delaware *	L, 74-80
F21	James Madison	L, 79-93
F24	@ Hartford *	L, 77-79 (ot)
F26	@ Vermont *	L, 64-79
M4	Delaware **	L, 69-79

# Battle of Baltimore at Coppin Center  
\* America East games  
\*\* America East Tournament at Delaware  
PF: 1,901 (67.9) PA: 1,937 (69.2)  
Captains: Raul de Pablo, Torin Regin

**2000-01 (12-17) Coach Mike Jaskulski**

N18	@ UMBC #	L, 72-87
N20	Morgan State #	L, 56-59
N26	@ Villanova	L, 75-87
N28	Maryland Eastern Shore	W, 74-62
D2	Loyola	W, 74-64
D4	@ Long Island	W, 73-56
D7	Maine *	W, 72-67
D9	New Hampshire *	W, 84-70
D12	@ Delaware State	L, 66-84
D16	Liberty	W, 75-57
D21	@ Drexel *	L, 74-79
D27	@ Michigan	L, 71-73
D30	@ Hofstra *	L, 54-80
J4	@ Vermont *	W, 79-60
J6	@ Hartford *	L, 54-61
J11	Boston U. *	W, 66-63
J13	Northeastern *	W, 86-71
J20	Delaware *	L, 64-67
J25	@ Maine *	L, 77-87 (ot)
J28	@ New Hampshire *	W, 89-87
F1	Hofstra *	L, 58-79
F3	Drexel *	L, 49-70
F8	@ Boston U. *	L, 59-96
F10	@ Northeastern *	L, 76-78
F17	@ Delaware *	L, 63-77
F22	Hartford *	W, 69-64
F24	Vermont *	L, 72-77
M2	Hartford **	W, 65-62
M3	Delaware **	L, 51-66

# Battle of Baltimore at UMBC, \* America East games, \*\*  
America East Tournament at Delaware  
PF: 1,997 (68.9) PA: 2,089 (72.0)  
Captains: Brian Barber, Sam Sutton

**2001-02 (11-18) Coach Michael Hunt**

N17	Coppin State #	W, 53-51
N19	UMBC #	L, 55-77
N24	@ Georgetown	L, 40-91
N28	@ LSU	L, 46-83
D1	Rider	W, 60-58
D5	@ VCU *	L, 68-91
D8	Morgan State	W, 67-62
D11	@ UMES	L, 78-93
D20	Howard (MCI Center)	L, 57-77
D22	@ UMBC	L, 67-77
D30	@ UNC Wilmington *	L, 37-76
J2	Delaware State	W, 64-57
J5	@ George Mason *	L, 52-64
J12	Drexel *	W, 68-62
J14	Old Dominion *	L, 53-66
J19	George Mason *	L, 52-64
J23	@ Delaware *	W, 59-53
J26	@ James Madison *	L, 75-86
J28	UNC Wilmington *	L, 46-56
J30	Hofstra *	L, 60-62
F2	@ William & Mary *	L, 45-62
F4	@ Old Dominion *	W, 67-55
F9	William & Mary *	W, 61-58
F13	Delaware *	W, 61-57
F16	VCU *	L, 49-62
F20	James Madison *	L, 71-83
F23	@ Drexel *	W, 81-65
F25	@ Hofstra *	W, 61-60
M1	Hofstra **	L, 52-72

# Battle of Baltimore at Loyola  
\* CAA games  
\*\* CAA Tournament in Richmond  
PF: 1,694 (58.4) PA: 1,983 (68.4)  
Captains: Kerry Augustus, Mike Shin, Sam Sutton

**2002-03 (4-24) Coach Michael Hunt**

N23	UMBC #	L, 91-96
N25	Morgan State #	W, 67-53
N30	Georgetown (MCI Center)	L, 52-81
D3	@ Rider	L, 56-68
D5	Maryland Eastern Shore	W, 65-40
D12	Norfolk State	W, 53-50
D14	@ Morgan State	L, 59-62
D22	George Washington	L, 60-70
D30	@ Virginia Tech	L, 52-76
J2	@ Old Dominion *	L, 56-67
J4	@ William & Mary *	L, 55-74
J8	James Madison *	L, 51-64
J11	George Mason *	L, 56-90
J15	Hofstra *	W, 61-54
J18	@ Drexel *	L, 56-85
J22	@ UNC Wilmington *	L, 53-85
J25	@ Delaware *	L, 60-74
J29	VCU *	L, 47-82
F1	@ George Mason *	L, 54-76
F5	@ VCU *	L, 60-97
F8	Drexel *	L, 50-76
F12	William & Mary *	L, 52-59
F15	Old Dominion *	L, 51-73
F19	@ James Madison *	L, 56-87
F22	UNC Wilmington *	L, 51-75
F26	@ Hofstra *	L, 47-66
M1	Delaware *	L, 69-74
M7	James Madison **	L, 61-72

# Battle of Baltimore  
\* CAA games  
\*\* CAA Tournament in Richmond  
PF: 1,694 (58.4) PA: 1,983 (68.4)

**2003-04 (8-21) Coach Michael Hunt**

N21	Coppin State #	W, 57-54
N22	UMBC #	L, 53-59
N29	@ Loyola	W, 66-62
D2	@ Georgia	L, 51-81
D6	@ Norfolk State	L, 50-54
D10	@ George Washington	L, 57-76
D13	UMBC	L, 56-64
D20	Virginia Tech	L, 67-74
D30	@ Maryland Eastern Shore	W, 61-53
J3	@ George Mason *	L, 62-71
J7	@ Hofstra *	L, 56-85
J10	Delaware *	W, 70-68
J14	William & Mary *	W, 73-67
J17	@ James Madison *	L, 55-57
J19	UNC Wilmington *	W, 57-55
J21	Drexel *	L, 82-88
J24	Old Dominion *	L, 49-70
J28	@ VCU *	L, 76-101
J31	@ Old Dominion *	L, 62-88
F4	George Mason *	L, 57-74
F7	@ Delaware *	L, 76-80 (ot)
F11	@ UNC Wilmington *	L, 51-64
F14	VCU *	L, 44-68
F18	@ William & Mary *	L, 68-74
F21	@ Drexel *	L, 51-75
F25	Hofstra *	L, 61-67
F28	James Madison *	W, 74-54
M5	William & Mary **	W, 70-65
M6	VCU **	L, 60-67

# Battle of Baltimore  
\* CAA games  
\*\* CAA Tournament in Richmond  
PF: 1,772 (61.1) PA: 2,015 (69.5)  
Captain: Lawrence Hamm

**2004-05 (5-24) Coach Pat Kennedy**

N15	@ Ohio State ^	L, 53-74
N16	vs. Morgan State ^	W, 71-69 (ot)
N19	Norfolk State	W, 69-58
N27	@ Morgan State	L, 51-54
N29	College of Charleston	L, 58-78
D1	@ George Mason *	L, 61-79
D4	@ UMBC	L, 61-63
D8	American	L, 64-75
D11	@ Virginia Military	W, 84-69
D18	@ George Washington	L, 69-85
D29	Lehigh	#L, 61-64
J1	Delaware *	W, 86-66
J7	VCU *	L, 58-70
J12	Old Dominion *	L, 56-65
J15	@ UNC Wilmington *	L, 59-77
J19	James Madison *	W, 86-69
J22	@ Drexel *	L, 55-76
J26	@ William & Mary *	L, 65-83
J29	Hofstra *	L, 64-84
J31	UNC Wilmington *	L, 57-61
F2	@ Old Dominion *	L, 59-70
F5	@ VCU *	L, 61-84
F9	George Mason *	L, 57-62
F12	@ Delaware *	L, 55-65
F16	@ Hofstra *	L, 59-68
F23	@ James Madison *	L, 58-68
F26	William & Mary *	L, 50-57
F28	Drexel *	L, 60-66
M4	Delaware **	L, 56-76

^ at Guardians CI  
\* CAA games  
# Game Forfeited to Towson  
\*\* CAA Tournament in Richmond  
PF: 1,803 (62.2) PA: 2,035 (70.2)  
Captain: Lawrence Hamm



# HISTORY

## Record Against All Opponents

### 2005-06 (12-16) Coach Pat Kennedy

N19	Loyola	.....	L, 67-80
N22	UMBC	.....	W, 60-55
N28	Morgan State	.....	W, 71-66
N30	@ Norfolk State	.....	L, 49-78
D3	William & Mary *	.....	W, 76-45
D9	@ Northeastern *	.....	L, 67-89
D10	@ American U.	.....	L, 70-74
D21	Virginia Military	.....	L, 78-80
D27	Syracuse (Wilkes-Barre)	.....	L, 52-86
D30	@ Lehigh	.....	W, 69-66
J2	@ College of Charleston	.....	W, 86-75
J5	Old Dominion *	.....	L, 71-85
J7	@ James Madison *	.....	W, 99-84
J12	Hofstra *	.....	W, 94-91
J14	@ Delaware *	.....	W, 96-92
J19	@ UNC Wilmington *	.....	L, 46-78
J21	Georgia State *	.....	W, 66-62
J23	@ Drexel *	.....	L, 61-69
J26	@ Hofstra *	.....	L, 70-82
J28	Delaware *	.....	L, 61-76
F2	@ VCU *	.....	L, 75-81
F4	Drexel *	.....	W, 84-80
F9	James Madison *	.....	L, 68-76
F11	@ George Mason *	.....	L, 53-65
F15	VCU *	.....	W, 59-57
F23	@ Georgia State *	.....	W, 70-69
F25	Northeastern *	.....	L, 70-86
M3	Georgia State **	.....	L, 64-72

\* CAA games  
 \*\* CAA Tournament in Richmond  
 PF: 1,952 (69.7) PA: 2,099 (75.0)  
 Captain: Lawrence Hamm

### 2006-07 (15-17) Coach Pat Kennedy

N13	Hartford	.....	W, 78-64
N16	Samford	.....	W, 69-62
N19	@ Kansas	.....	L, 61-87
N21	@ Western Kentucky	.....	L, 72-95
N24	Tenn.-Chattanooga #	.....	W, 56-55
N25	Tennessee State #	.....	L, 47-49
D1	Vermont	.....	W, 67-54
D5	@ William & Mary *	.....	W, 73-60
D16	Temple	.....	L, 70-75
D20	@ Georgetown	.....	L, 41-69
D29	Winston-Salem State	.....	W, 80-59
J3	VCU *	.....	L, 80-84 (2ot)
J6	@ Georgia State *	.....	L, 81-87 (2ot)
J8	@ Delaware *	.....	W, 75-68
J11	George Mason *	.....	L, 44-73
J13	@ VCU *	.....	L, 77-85
J15	@ Loyola	.....	W, 70-62
J18	@ Hofstra *	.....	L, 74-79
J20	UNC Wilmington *	.....	W, 75-61
J24	Delaware *	.....	W, 85-63
J27	Hofstra *	.....	L, 60-64
J29	@ James Madison *	.....	W, 69-60
J31	Northeastern *	.....	W, 74-61
F3	@ Drexel *	.....	L, 56-66
F7	@ Northeastern *	.....	L, 55-65
F10	Georgia State *	.....	W, 92-65
F14	James Madison *	.....	W, 76-62
F17	@ Bucknell	.....	L, 63-73
F21	@ Old Dominion *	.....	L, 65-79
F24	Drexel *	.....	L, 68-77
M2	UNC Wilmington **	.....	W, 67-52
M3	Old Dominion **	.....	L, 55-58

\* CAA games, \*\* CAA Tournament in Richmond  
 # Finlay Toyota Tournament in Las Vegas  
 PF: 2,175 (68.0) PA: 2,173 (67.9)  
 Captains: Dennard Abraham, Gary Neal

### 2007-08 (13-18) Coach Pat Kennedy

N9	Loyola	.....	W, 83-69
N14	Bucknell	.....	L, 57-71

N20	@ Samford	.....	W, 73-66
N24	@ Vermont	.....	L, 57-59
N27	North Carolina Central	.....	W, 74-52
N29	@ Navy	.....	L, 59-73
D3	@ Delaware *	.....	L, 63-70
D6	@ Temple	.....	L, 46-69
D9	Niagara	.....	W, 75-72 (ot)
D19	Lafayette	.....	L, 69-79 (ot)
D29	@ Auburn	.....	L, 59-79
J2	Northeastern *	.....	W, 77-71
J5	@ George Mason *	.....	L, 63-72
J9	Old Dominion *	.....	L, 59-71
J12	Drexel *	.....	W, 86-77
J16	@ UNC Wilmington *	.....	L, 68-81
J19	@ William & Mary *	.....	L, 51-61
J23	Georgia State *	.....	W, 58-57
J26	James Madison *	.....	W, 73-64
J30	Hofstra *	.....	W, 60-51
F2	@ VCU *	.....	L, 42-65
F6	@ James Madison *	.....	L, 68-73
F9	@ Drexel *	.....	L, 51-65
F13	George Mason *	.....	L, 73-85
F16	William & Mary *	.....	W, 64-52
F20	@ Hofstra *	.....	L, 67-81
F23	High Point (BracketBuster)	.....	W, 73-72
F27	@ Georgia State *	.....	L, 63-79
M1	Delaware *	.....	W, 89-74
M7	vs. Hofstra **	.....	W, 81-66
M8	VCU **	.....	L, 46-57

\* CAA games  
 \*\* CAA Tournament in Richmond  
 PF: 2,027 (65.4) PA: 2,133 (68.8)  
 Captain: Jonathan Pease, Sean Raboin, C.C. Williams

### 2008-09 (12-22) Coach Pat Kennedy

N14	Navy	.....	W, 86-68
N15	@ Niagara	.....	L, 62-79
N22	Hampton	.....	W, 82-73
N24	NJIT	.....	W, 61-48
N28	Villanova (Palestra) #	.....	L, 47-64
N29	Penn State (Palestra) #	.....	L, 54-78
D3	@ UMBC	.....	W, 82-65
D6	Hofstra *	.....	L, 79-90
D9	St. Joseph's	.....	L, 64-85
D13	@ High Point	.....	W, 71-57
D22	@ Bowling Green	.....	L, 58-77
D28	@ Lafayette	.....	L, 63-70
D31	@ N.C. State	.....	L, 68-88
J3	James Madison *	.....	W, 58-57
J5	@ Delaware *	.....	W, 62-61
J7	George Mason *	.....	L, 59-71
J10	@ Northeastern *	.....	L, 53-68
J14	VCU *	.....	L, 71-78
J17	@ Georgia State *	.....	L, 46-68
J21	@ James Madison *	.....	L, 59-70
J24	UNCW *	.....	L, 98-103 (ot)
J28	@ William & Mary *	.....	W, 69-56
J31	Drexel *	.....	L, 53-60
F3	@ Old Dominion *	.....	L, 62-71
F7	@ Hofstra *	.....	L, 68-71
F11	Georgia State *	.....	W, 82-72 (ot)
F15	@ Drexel *	.....	L, 65-78
F18	William & Mary *	.....	L, 54-76
F21	Morgan St. (BracketBuster)	.....	L, 68-80
F25	Delaware *	.....	W, 75-74
F28	@ George Mason *	.....	L, 59-71
M6	Drexel **	.....	W, 73-62
M7	Northeastern **	.....	W, 58-54
M8	George Mason **	.....	L, 48-56

\* CAA games  
 \*\* CAA Tournament in Richmond  
 PF: 2,213 (65.1) PA: 2,399 (70.6)  
 Captain: Tim Crossin, Junior Hairston, Rocky Coleman, Tony Durant

### 2009-10 (10-21) Coach Pat Kennedy

N13	Miami (Ohio)	.....	W, 82-71
N21	Buffalo	.....	L, 69-78 (ot)
N24	@ Navy	.....	L, 70-87
N28	@ Dayton	.....	L, 69-74
D2	UMBC	.....	W, 82-77
D5	Hofstra *	.....	L, 64-84
D12	George Washington	.....	L, 69-73
D19	Hampton	.....	W, 82-74
D22	@ Morgan State	.....	L, 80-87
D30	Bowling Green	.....	L, 69-70
J2	@ Georgia State	.....	L, 61-70
J4	Old Dominion	.....	L, 71-87
J6	@ Hofstra *	.....	L, 61-77
J9	@ James Madison *	.....	L, 66-69
J13	Drexel *	.....	L, 49-52
J16	@ Delaware *	.....	W, 71-68
J18	@ St. Joseph's	.....	L, 57-64
J20	Northeastern *	.....	L, 48-73
J23	George Mason *	.....	L, 71-80
J27	@ VCU *	.....	L, 53-112
J30	@ UNC Wilmington *	.....	W, 58-53
F2	@ Drexel *	.....	L, 55-97
F8	James Madison *	.....	W, 81-78
F10	UNC Wilmington *	.....	L, 72-80
F13	Georgia State *	.....	W, 74-69 (ot)
F16	@ Old Dominion *	.....	L, 67-78
F20	@ Manhattan (BracketBuster)	.....	L, 62-78
F24	@ William & Mary *	.....	W, 83-77
F27	Delaware *	.....	W, 81-66
M5	UNC Wilmington **	.....	W, 91-74
M6	Old Dominion **	.....	L, 56-86

\* CAA games  
 \*\* CAA Tournament in Richmond  
 PF: 2,124 (68.5) PA: 2,363 (76.2)  
 Captain: Josh Thornton, Calvin Lee, Brian Morris

### Adelphi

Series Record: Towson leads 1-0  
 1977-78 ..... W, 81-70

### Alabama

Series Record: Alabama leads 1-0  
 1990-91 (N) ..... L, 52-71

### Albany (Ga) State

Series Record: Towson leads 1-0  
 1977-78 (H) ..... W, 106-89

### American

Series Record: AU leads 22-4

1947-48 (A)	.....	L, 21-47
1948-49 (H)	.....	L, 32-67
1950-51 (A)	.....	L, 41-66
1951-52 (H)	.....	L, 42-59
1952-53 (A)	.....	L, 41-77
1956-57 (H)	.....	L, 53-92
1957-58 (A)	.....	L, 54-94
1958-59 (H)	.....	L, 56-98
1959-60 (A)	.....	L, 69-110
1971-72 (H)	.....	L, 59-72
1972-73 (A)	.....	L, 89-107
1979-80 (H)	.....	L, 63-66
1980-81 (A)	.....	L, 78-97
1981-82 (H)	.....	L, 73-81
1982-83 (A)	.....	L, 76-82
1982-83 (H)	.....	L, 71-83
1983-84 (A)	.....	L, 56-71
1983-84 (H)	.....	W, 71-62
1984-85 (A)	.....	L, 69-85
1985-86 (H)	.....	L, 66-80
1990-91(A)	.....	W, 84-75
1993-94 (H)	.....	W, 76-73
1997-98 (A)	.....	W, 51-48

1998-99 (H)	.....	L, 44-59
2004-05 (H)	.....	L, 64-75
2005-06 (A)	.....	L, 70-74

### Arizona

Series Record: Arizona leads 1-0  
 1995-96 (A) ..... L, 84-90

### Auburn

Series Record: Auburn leads 2-0  
 1980-81 (A) ..... L, 63-87  
 2007-08 (A) ..... L, 59-79

### Baltimore

Series Record: Baltimore leads 30-16

1958-59	.....	L, 40-85
1959-60	.....	L, 49-58
1962-63	.....	L, 38-59
1963-64	.....	L, 57-70
1964-65	.....	W, 81-75
1964-65	.....	L, 70-84
1965-66	.....	L, 67-75
1965-66	.....	L, 57-76
1966-67	.....	L, 52-63
1967-68	.....	L, 83-86
1968-69 (N)	.....	L, 93-96
1969-70 (H)	.....	L, 83-89
1969-70 (A)	.....	L, 72-79
1970-71 (N)	.....	W, 84-65
1970-71 (A)	.....	L, 55-61
1971-72 (H)	.....	W, 75-69
1972-73 (N)	.....	W, 72-61
1972-73 (A)	.....	L, 58-69
1972-73 (H)	.....	W, 80-74
1973-74 (A)	.....	L, 61-75
1973-74 (H)	.....	L, 63-75
1974-75 (N)	.....	W, 74-68
1974-75 (H)	.....	L, 53-77
1974-75 (A)	.....	L, 51-62
1974-75 (N)	.....	L, 72-78
1975-76 (N)	.....	W, 77-72
1975-76 (A)	.....	L, 57-60
1975-76 (H)	.....	L, 59-76
1975-76 (N)	.....	L, 63-67
1976-77 (N)	.....	W, 74-73
1976-77 (A)	.....	W, 67-66
1976-77 (H)	.....	W, 68-65
1976-77 (H)	.....	L, 96-100
1976-77 (H)	.....	W, 92-87
1977-78 (A)	.....	W, 86-77
1977-78 (H)	.....	W, 95-81
1978-79 (N)	.....	L, 54-64
1978-79 (H)	.....	L, 73-84
1979-80 (H)	.....	W, 74-69
1980-81 (H)	.....	W, 80-67
1980-81 (A)	.....	L, 56-78
1981-82 (H)	.....	W, 66-61
1981-82 (A)	.....	L, 51-52
1981-82 (A)	.....	L, 60-64
1982-83 (H)	.....	L, 72-78
1982-83 (A)	.....	L, 76-81

### Bethune Cookman

Series Record: Towson leads 1-0  
 1973-74 (A) ..... L, 72-90#  
 #Forfeit win for Towson

### Biscayne College

Series Record: Biscayne leads 1-0  
 1971-72 (A) ..... L, 66-68

### Bloomsburg

Series Record: Bloomsburg leads 2-1  
 1968-69 (H) ..... W, 93-89  
 1968-69 (A) ..... L, 86-93  
 1969-70 (N) ..... L, 59-72



### Bluefield State

Series Record: Bluefield St. leads 1-0  
 1978-79 (A) ..... L, 94-110

### Boston University

Series Record: BU leads 10-5  
 1980-81 (A) ..... L, 71-89  
 1982-83 (H) ..... L, 77-82  
 1995-96 (H) ..... W, 93-71  
 1995-96 (A) ..... L, 56-68  
 1996-97 (H) ..... L, 63-81  
 1996-97 (A) ..... L, 69-78  
 1997-98 (H) ..... L, 45-67  
 1997-98 (A) ..... L, 63-69  
 1998-99 (H) ..... L, 58-66  
 1998-99 (A) ..... L, 43-73  
 1998-99 (N) ..... W, 71-58  
 1999-2000 (A) ..... W, 54-52 (ot)  
 1999-2000 (H) ..... W, 71-57  
 2000-01 (H) ..... W, 66-63  
 2000-01 (A) ..... L, 59-96

### Bowling Green

Series Record: Bowling Green leads 2-0  
 2008-09 (A) ..... L, 58-77  
 2009-10 (H) ..... L, 69-70

### Bridgeport

Series Record: Towson leads 2-0  
 1977-78 (H) ..... W, 88-77  
 1992-93 (N) ..... W, 85-70

### Bridgewater

Series Record: Bridgewater leads 6-2  
 1958-59 (H) ..... L, 71-90  
 1959-60 (A) ..... L, 58-92  
 1961-62 (H) ..... L, 64-90  
 1962-63 (A) ..... L, 54-74  
 1963-64 (H) ..... L, 51-65  
 1963-64 (N) ..... L, 51-76  
 1969-70 (A) ..... W, 89-72  
 1975-76 (H) ..... W, 74-63

### Brooklyn

Series Record: Towson leads 2-0  
 1991-92 (H) ..... W, 96-56  
 1991-92 (A) ..... W, 89-66

### Bucknell

Series Record: Bucknell leads 17-8  
 1982-83 (H) ..... W, 55-54  
 1982-83 (A) ..... L, 73-85  
 1983-84 (H) ..... L, 55-73  
 1983-84 (A) ..... L, 48-63  
 1983-84 (H) ..... L, 42-64  
 1984-85 (A) ..... L, 50-68  
 1984-85 (H) ..... W, 68-65  
 1984-85 (H) ..... L, 77-79 (ot)  
 1985-86 (A) ..... W, 84-74 (ot)  
 1985-86 (H) ..... W, 81-64  
 1985-86 (H) ..... L, 54-69  
 1986-87 (H) ..... W, 67-59  
 1986-87 (A) ..... L, 66-75  
 1986-87 (H) ..... L, 74-86  
 1987-88 (A) ..... L, 80-89  
 1987-88 (H) ..... L, 71-83  
 1988-89 (H) ..... L, 72-77  
 1988-89 (A) ..... W, 93-83 (ot)  
 1989-90 (A) ..... L, 74-76  
 1989-90 (H) ..... L, 66-72  
 1990-91 (H) ..... W, 85-84  
 1990-91 (A) ..... W, 89-83  
 1991-92 (A) ..... L, 72-85  
 2006-07 (A) ..... L, 63-73  
 2007-08 (H) ..... L, 57-71

### Buffalo

Series Record: Towson leads 3-1  
 1991-92 (A) ..... W, 77-65  
 1991-92 (H) ..... W, 98-65  
 1991-92 (N) ..... W, 122-58  
 2009-10 (H) ..... L, 69-78 (ot)

### Buffalo State

Series Record: Towson leads 1-0  
 1978-79 (N) ..... W, 67-53

### Caldwell

Series Record: Towson leads 1-0  
 1987-88 (H) ..... W, 92-75

### Campbell

Series Record: Tied 4-4  
 1980-81 (H) ..... W, 69-61  
 1981-82 (N) ..... L, 51-57  
 1982-83 (N) ..... W, 49-46  
 1983-84 (A) ..... L, 60-81  
 1992-93 (H) ..... W, 61-56  
 1992-93 (A) ..... L, 61-63  
 1993-94 (A) ..... L, 55-76  
 1993-94 (H) ..... W, 87-72

### Catholic

Series Record: Catholic leads 33-12  
 1941-42 (A) ..... L, 30-46  
 1941-42 (H) ..... L, 30-55  
 1946-47 (A) ..... L, 27-50  
 1947-48 (H) ..... L, 53-57  
 1947-48 (A) ..... L, 41-42  
 1948-49 (H) ..... L, 36-65  
 1948-49 (A) ..... L, 37-55  
 1949-50 (H) ..... L, 47-61  
 1950-51 (A) ..... L, 54-78  
 1950-51 (H) ..... W, 61-51  
 1951-52 (A) ..... L, 50-55  
 1951-52 (H) ..... W, 55-53  
 1952-53 (H) ..... W, 73-50  
 1953-54 (A) ..... W, 72-50  
 1953-54 (H) ..... W, 75-63  
 1954-55 (H) ..... W, 104-69  
 1954-55 (A) ..... L, 80-102  
 1955-56 (A) ..... L, 72-98  
 1955-56 (H) ..... L, 78-96  
 1956-57 (H) ..... W, 75-73  
 1956-57 (A) ..... L, 63-78  
 1957-58 (A) ..... L, 70-99  
 1957-58 (H) ..... L, 63-74  
 1958-59 (A) ..... L, 55-82  
 1958-59 (H) ..... L, 43-77  
 1959-60 (A) ..... L, 53-104  
 1961-62 (A) ..... L, 31-59  
 1962-63 (H) ..... L, 60-76  
 1963-64 (A) ..... L, 48-86  
 1964-65 (H) ..... L, 67-86  
 1965-66 (A) ..... L, 61-95  
 1966-67 (H) ..... L, 66-84  
 1967-68 (A) ..... L, 51-97  
 1968-69 (H) ..... W, 91-82  
 1969-70 (A) ..... L, 55-71  
 1970-71 (H) ..... L, 61-63  
 1971-72 (A) ..... L, 65-88  
 1971-72 (H) ..... W, 89-73  
 1972-73 (H) ..... W, 66-64  
 1973-74 (A) ..... L, 61-79  
 1974-75 (A) ..... L, 73-79  
 1974-75 (H) ..... L, 67-68  
 1975-76 (H) ..... W, 73-64  
 1975-76 (A) ..... L, 60-64  
 1975-76 (N) ..... W, 89-71

### Central Connecticut

Series Record: Towson leads 4-0  
 1990-91 (A) ..... W, 82-72  
 1990-91 (H) ..... W, 84-76  
 1991-92 (A) ..... W, 93-54  
 1991-92 (H) ..... W, 94-70

### Central Florida

Series Record: Central Florida leads 1-0  
 1982-83 (A) ..... L, 57-80

### Charleston Southern

Series Record: Towson leads 5-2  
 1992-93 (A) ..... W, 87-76  
 1992-93 (H) ..... W, 75-58  
 1993-94 (H) ..... W, 84-76  
 1993-94 (A) ..... W, 84-77  
 1994-95 (A) ..... W, 80-73  
 1994-95 (H) ..... L, 83-86  
 1994-95 (N) ..... L, 55-85

### Cheyney State

Series Record: Tied 1-1  
 1977-78 (H) ..... W, 80-78  
 1978-79 (A) ..... L, 52-92

### Clemson

Series Record: Clemson leads 1-0  
 1987-88 (A) ..... L, 61-71

### Cleveland State

Series Record: Cleveland leads 3-0  
 1979-80 (A) ..... L, 71-95  
 1980-81 (H) ..... L, 72-86  
 1982-83 (A) ..... L, 70-71

### Coastal Carolina

Series Record: Towson leads 4-2  
 1992-93 (A) ..... W, 77-74  
 1992-93 (H) ..... W, 74-69  
 1993-94 (H) ..... W, 80-74  
 1993-94 (A) ..... L, 89-105  
 1994-95 (A) ..... L, 87-89  
 1994-95 (H) ..... W, 92-69

### College Of Charleston

Series Record: Tied 1-1  
 2004-05 (H) ..... L, 58-78  
 2005-06 (A) ..... W, 86-75

### Colorado

Series Record: Colorado leads 1-0  
 1991-92 (A) ..... L, 83-93

### Connecticut

Series Record: UConn leads 2-0  
 1992-93 (N) ..... L, 66-99  
 1993-94 (N) ..... L, 67-102

### Coppin State

Series Record: Towson leads 5-3  
 1973-74 (N) ..... W, 90-66  
 1974-75 (N) ..... W, 82-65  
 1976-77 (N) ..... L, 75-87  
 1992-93 (H) ..... L, 74-79  
 1993-94 (A) ..... L, 63-76  
 1999-2000 (A) ..... W, 61-57  
 2001-02 (N) ..... W, 53-51  
 2003-04 (H) ..... W, 57-54

### Creighton

Series Record: Creighton leads 2-0  
 1997-98 (H) ..... L, 70-79  
 1998-99 (A) ..... L, 48-93

### C.W. Post

Series Record: Tied 2-2  
 1974-75 (H) ..... L, 71-73  
 1975-76 (A) ..... L, 64-75

1976-77 (H) ..... W, 101-72  
 1977-78 (A) ..... W, 70-55

### Dayton

Series Record: Dayton leads 4-1  
 1984-85 (A) ..... L, 55-70  
 1986-87 (A) ..... L, 65-78  
 1990-91 (A) ..... L, 79-99  
 1993-94 (A) ..... W, 72-70  
 2009-10 (A) ..... L, 69-74

### Delaware State

Series Record: Towson leads 2-1  
 1979-80 (H) ..... W, 85-72  
 2000-01 (A) ..... L, 66-84  
 2001-02 (H) ..... W, 64-57

### Eastern Illinois

Series Record: Eastern Illinois leads 1-0  
 1977-78 (A) ..... L, 76-86

### East Stroudsburg

Series Record: Towson leads 1-0  
 1978-79 (A) ..... W, 63-61

### Eckerd

Series Record: Towson leads 1-0  
 1973-74 (A) ..... W, 76-66

### Elizabeth City

Series Record: Elizabeth City leads 1-0  
 1977-78 (H) ..... L, 73-84

### Fairfield

Series Record: Towson leads 1-0  
 1979-80 (A) ..... W, 54-52

### Fairleigh-Dickinson

Series Record: Fairleigh-Dickinson leads 2-1  
 1978-79 (A) ..... L, 85-94  
 1979-80 (H) ..... W, 80-66  
 1981-82 (A) ..... L, 85-98

### Florida

Series Record: Florida leads 1-0  
 1987-88 (A) ..... L, 55-77

### Florida Southern

Series Record: Florida Southern leads 1-0  
 1987-88 (A) ..... L, 72-80

### Florida Tech

Series Record: Towson leads 2-0  
 1971-72 (H) ..... W, 100-62

### Fort Lauderdale

Series Record: Towson leads 2-0  
 1971-72 (A) ..... W, 84-71  
 1973-74 (A) ..... W, 73-62

### Frostburg State

Series Record: Towson leads 19-11  
 1959-60 ..... L, 58-66  
 1960-61 ..... L, 59-84  
 1961-62 ..... L, 56-72  
 1963-64 ..... L, 60-72  
 1963-64 ..... L, 60-76  
 1964-65 ..... W, 70-67  
 1964-65 ..... W, 79-67  
 1965-66 ..... L, 59-76  
 1965-66 ..... L, 74-78  
 1966-67 ..... W, 80-52  
 1966-67 ..... W, 94-92  
 1967-68 (A) ..... W, 88-60  
 1967-68 (H) ..... L, 62-73  
 1968-69 (H) ..... W, 76-60  
 1968-69 (A) ..... W, 89-56  
 1969-70 (H) ..... W, 91-58  
 1969-70 (A) ..... W, 31-24  
 1970-71 (H) ..... L, 43-49



# HISTORY

1970-71 (A) .....	L 34-36
1971-72 (H) .....	W 74-70
1972-73 (N) .....	W 70-58
1972-73 (A) .....	W 68-48
1973-74 (H) .....	L 83-87
1974-75 (A) .....	W 90-79
1976-77 (A) .....	W 84-63
1976-77 (H) .....	W 97-88
1977-78 (A) .....	W 88-66
1977-78 (H) .....	W 76-45
1978-79 (H) .....	W 55-50
1984-85 (H) .....	W 104-67

## Gallaudet

Series Record: Gallaudet leads 12-11

1958-59 .....	L 65-95
1958-59 .....	L 35-73
1959-60 .....	W 68-57
1959-60 .....	L 52-56
1960-61 .....	L 53-74
1960-61 .....	L 67-71
1961-62 .....	L 57-59
1961-62 .....	L 46-72
1962-63 .....	L 49-68
1962-63 .....	L 56-58
1963-64 .....	L 71-83
1963-64 .....	L 56-64
1964-65 .....	L 54-76
1964-65 .....	W 84-75
1965-66 .....	W 74-73
1965-66 .....	W 93-76
1966-67 .....	W 63-55
1966-67 .....	W 95-67
1967-68 .....	W 102-75
1967-68 .....	W 89-58
1968-69 .....	W 101-59
1969-70 (H) .....	W 96-46
1970-71 .....	W 80-60

## George Washington

Series Record: George Washington leads 8-1

1979-80 (A) .....	L 85-98
1980-81 (H) .....	W 57-56
1981-82 (A) .....	L 64-65
1982-83 (A) .....	L 77-80
1984-85 (H) .....	L 50-53
2002-03 (H) .....	L 60-70
2003-04 (A) .....	L 57-76
2004-05 (A) .....	L 69-85
2009-10 (H) .....	L 69-73

## Georgetown

Series Record: Georgetown leads 3-0

2001-02 (A) .....	L 40-91
2002-03 (N) .....	L 52-81
2006-07 (A) .....	L 41-69

## Georgia

Series Record: Georgia leads 1-0

2003-04 (A) .....	L 51-81
-------------------	---------

## Gettysburg

Series Record: Towson leads 2-0

1988-89 (H) .....	W 115-70
1989-90 (A) .....	W 102-66

## Hampden-Sydney

Series Record: Hampden-Sydney leads 3-2

1959-60 .....	L 77-94
1971-72 (A) .....	W 71-69
1972-73 (H) .....	L 78-79
1973-74 (A) .....	L 83-84
1974-75 (H) .....	W 52-44

## Hampton

Series Record: Towson leads 2-0

2008-09 (H) .....	W 82-73
2009-10 (H) .....	W 82-74

## Hartford

Series Record: Tied 7-7

1995-96 (A) .....	W 88-73
1995-96 (H) .....	W 81-73
1996-97 (H) .....	L 69-76
1996-97 (A) .....	L 78-81 (ot)
1997-98 (H) .....	W 75-68
1997-98 (A) .....	L 75-84
1998-99 (A) .....	L 57-60 (ot)
1998-99 (H) .....	L 56-55
1999-2000 (H) .....	W 72-58
1999-2000 (A) .....	L 77-79 (ot)
2000-01 (A) .....	L 54-61
2000-01 (H) .....	W 69-64
2000-01 (N) .....	W 65-62
2006-07 (H) .....	W 78-64

## High Point

Series Record: Towson leads 2-0

2007-08 (H) .....	W 73-72
2008-09 (A) .....	W 71-57

## Howard

Series Record: Tied 7-7

1966-67 .....	L 50-86
1967-68 .....	W 85-83
1979-80 (H) .....	L 57-69
1980-81 (A) .....	W 84-61
1981-82 (H) .....	W 70-66
1982-83 (A) .....	L 71-83
1983-84 (H) .....	W 61-53
1984-85 (A) .....	L 60-67
1985-86 (H) .....	L 51-53
1989-90 (H) .....	W 83-64
1990-91 (A) .....	W 77-62
1991-92 (A) .....	L 69-74
1994-95 (H) .....	W 78-64
2001-02 (N) .....	L 57-77

## Jacksonville

Series Record: Towson leads 1-0

1987-88 (A) .....	W 58-51
-------------------	---------

## Johns Hopkins

Series Record: Johns Hopkins leads 36-17

1937-38 .....	L 30-39
1937-38 .....	L 28-44
1938-39 (A) .....	L 30-52
1938-39 (H) .....	L 39-43
1939-40 .....	L 31-60
1939-40 .....	L 27-32
1940-41 (A) .....	L 32-48
1940-41 (H) .....	L 32-56
1948-49 (H) .....	W 38-33
1948-49 (A) .....	L 52-67
1949-50 (A) .....	W 51-43
1949-50 (H) .....	W 60-55
1950-51 (H) .....	L 50-54
1950-51 (A) .....	L 63-70
1951-52 (A) .....	L 64-83
1951-52 (H) .....	L 50-62
1952-53 (A) .....	L 47-75
1952-53 (H) .....	L 57-83
1953-54 (H) .....	L 70-73
1953-54 (A) .....	L 72-81
1954-55 (A) .....	L 77-85
1954-55 (H) .....	W 86-64
1955-56 (H) .....	L 66-78
1955-56 (A) .....	L 77-79
1956-57 (A) .....	L 63-93

1956-57 (H) .....	L 78-83
1957-58 (H) .....	L 49-60
1957-58 (A) .....	L 54-77
1958-59 (H) .....	L 58-82
1958-59 (A) .....	L 66-90
1959-60 (A) .....	L 68-69
1959-60 (H) .....	L 64-85
1960-61 (H) .....	L 45-59
1960-61 (A) .....	L 45-71
1961-62 (H) .....	L 41-69
1961-62 (A) .....	L 33-68
1962-63 (H) .....	L 53-76
1963-64 (A) .....	L 47-71
1964-65 (H) .....	W 82-59
1965-66 (A) .....	L 66-87
1966-67 (H) .....	W 84-83
1967-68 (A) .....	W 82-76
1968-69 (H) .....	W 99-67
1969-70 (A) .....	W 76-54
1970-71 (H) .....	W 78-70
1971-72 (H) .....	W 74-66
1971-72 (A) .....	W 73-68
1972-73 (N) .....	W 60-57
1972-73 (H) .....	W 84-77
1973-74 (A) .....	L 63-65
1974-75 (H) .....	W 95-61
1977-78 (H) .....	W 86-66
1978-79 (N) .....	W 96-85

## Kansas

Series Record: Kansas leads 1-0

2006-07 (A) .....	L 61-87
-------------------	---------

## Kent State

Series Record: Towson leads 1-0

1979-80 (A) .....	L 67-74#
-------------------	----------

#Game later forfeited to Towson

## Lafayette

Series Record: Lafayette leads 14-7

1982-83 (A) .....	W 71-68
1983-84 (H) .....	W 67-63
1983-84 (A) .....	L 61-77
1984-85 (H) .....	L 59-75
1984-85 (A) .....	L 56-57
1985-86 (A) .....	L 61-70
1985-86 (H) .....	L 51-72
1986-87 (H) .....	L 48-66
1986-87 (A) .....	L 58-73
1986-87 (H) .....	W 70-66
1987-88 (A) .....	L 60-73
1987-88 (H) .....	L 63-71
1988-89 (A) .....	L 58-59
1988-89 (H) .....	W 99-66
1988-89 (H) .....	L 79-80 (ot)
1989-90 (H) .....	W 68-65
1989-90 (A) .....	L 70-83
1998-99 (H) .....	L 69-76
1999-2000 (A) .....	W 59-57
2007-08 (H) .....	L 69-79 (ot)
2008-09 (A) .....	L 63-70

## La Salle

Series Record: LaSalle 1-0

1982-83 (A) .....	L 78-79
-------------------	---------

## Lebanon Valley

Series Record: Towson leads 3-1

1969-70 (H) .....	W 75-64
1972-73 (A) .....	L 69-97
1973-74 (H) .....	W 85-61
1974-75 (A) .....	W 97-57

## Lehigh

Series Record: Towson leads 13-12

1982-83 (A) .....	L 74-81
1983-84 (H) .....	L 56-63
1983-84 (A) .....	W 61-52
1983-84 (H) .....	W 62-60
1984-85 (H) .....	W 72-69
1984-85 (A) .....	W 64-62
1985-86 (H) .....	L 69-70
1985-86 (A) .....	L 54-71
1986-87 (A) .....	L 75-77
1986-87 (H) .....	L 76-83
1987-88 (H) .....	L 65-71
1987-88 (A) .....	L 63-77
1987-88 (H) .....	L 78-84
1988-89 (H) .....	W 101-77
1988-89 (A) .....	W 81-69
1988-89 (H) .....	W 90-74
1989-90 (A) .....	L 69-87
1989-90 (H) .....	W 92-82
1989-90 (H) .....	W 73-60
1990-91 (A) .....	L 83-85
1991-92 (H) .....	L 63-77
1992-93 (A) .....	W 79-70
1993-94 (H) .....	W 77-69
2004-05 (H) .....	L 61-64#
2005-06 (A) .....	W 69-66

# Game later forfeited to Towson

## Liberty

Series Record: Towson leads 9-3

1986-87 (H) .....	W 83-67
1987-88 (H) .....	W 70-69
1988-89 (A) .....	W 81-67
1992-93 (A) .....	W 86-81
1992-93 (H) .....	W 75-69
1993-94 (A) .....	W 66-61
1993-94 (H) .....	W 79-78 (ot)
1993-94 (N) .....	L 58-63
1994-95 (H) .....	L 59-72
1994-95 (A) .....	W 71-70
1999-2000 (A) .....	L 74-82 (ot)
2000-01 (H) .....	W 75-57

## Lincoln

Series Record: Lincoln leads 1-0

1978-79 (N) .....	L 87-88
-------------------	---------

## Long Island

Series Record: Towson leads 4-1

1979-80 (A) .....	L 55-64
1980-81 (A) .....	W 70-69
1981-82 (H) .....	W 106-89
1999-2000 (H) .....	W 62-44
2000-01 (A) .....	W 73-56

## Louisiana State

Series Record: LSU leads 1-0

2001-02 (A) .....	L 46-83
-------------------	---------

## Louisville

Series Record: Louisville leads 2-1

1994-95 (H) .....	W 81-69
1995-96 (A) .....	L 72-96
1998-99 (A) .....	L 73-106

## Loyola

Series Record: Loyola leads 41-27

1934-35 (A) .....	L 15-55
1935-36 (A) .....	L 21-35
1935-36 (H) .....	L 27-41
1936-37 (H) .....	L 20-44
1937-38 (A) .....	L 24-32
1937-38 (H) .....	L 52-60
1940-41 (A) .....	L 14-61
1941-42 (A) .....	L 16-63



1947-48 (A) .....	L, 37-47
1949-50 (H) .....	L, 43-56
1950-51 (A) .....	L, 47-65
1959-60 (A) .....	L, 50-81
1959-60 (A) .....	L, 80-110
1960-61 (H) .....	L, 39-78
1961-62 (H) .....	L, 60-77
1962-63 (A) .....	L, 66-90
1963-64 (H) .....	L, 62-81
1964-65 (A) .....	L, 77-94
1965-66 (H) .....	L, 80-96
1966-67 (A) .....	L, 64-86
1967-68 (H) .....	W, 74-72
1968-69 (A) .....	L, 65-76
1969-70 (H) .....	L, 56-60
1970-71 (A) .....	L, 70-82
1971-72 (A) .....	L, 81-82 (2ot)
1971-72 (H) .....	L, 54-62
1972-73 (H) .....	W, 77-74 (ot)
1973-74 (A) .....	W, 80-76
1974-75 (N) .....	L, 58-64
1974-75 (A) .....	W, 72-58
1974-75 (H) .....	W, 98-82
1975-76 N .....	W, 61-45
1975-76 (A) .....	L, 67-75
1975-76 (H) .....	W, 50-40
1976-77 (A) .....	W, 83-61
1976-77 (H) .....	W, 68-64
1977-78 (H) .....	W, 71-63
1978-79 (N) .....	L, 84-87
1978-79 (A) .....	L, 52-65
1979-80 (A) .....	L, 62-63
1981-82 (H) .....	W, 67-66 (ot)
1981-82 (A) .....	L, 56-61
1982-83 (H) .....	W, 63-61 (ot)
1982-83 (A) .....	L, 84-82
1983-84 (H) .....	L, 51-59
1984-85 (H) .....	L, 73-81
1984-85 (A) .....	L, 56-58 (ot)
1985-86 (H) .....	L, 87-98
1986-87 (A) .....	W, 98-82
1987-88 (H) .....	W, 76-60
1988-89 (A) .....	W, 88-79
1988-89 (H) .....	W, 104-69
1989-90 (A) .....	W, 87-79
1990-91 (H) .....	W, 62-60
1990-91 (A) .....	L, 84-85
1991-92 (A) .....	W, 66-64
1992-93 (H) .....	W, 71-61
1993-94 (A) .....	L, 84-90 (ot)
1994-95 (H) .....	W, 73-66
1995-96 (A) .....	W, 66-62
1996-97 (H) .....	W, 89-84
1997-98 (A) .....	L, 71-73
1998-99 (H) .....	L, 67-76
1999-2000 (A) .....	L, 67-74
2000-01 (H) .....	W, 74-64
2003-04 (A) .....	W, 66-62
2005-06 (H) .....	L, 67-80
2006-07 (A) .....	W, 70-62
2007-08 (H) .....	W, 83-69

**Lynchburg**

Series Record: Lynchburg College leads 3-0

1958-59 .....	L, 50-69
1958-59 .....	L, 67-84
1961-62 .....	L, 53-66

**Maine**

Series Record: Maine leads 9-7

1978-79 (A) .....	L, 71-84
1979-80 (H) .....	W, 74-71
1980-81 (A) .....	L, 74-82

1981-82 (H) .....	L, 66-72
1995-96 (A) .....	L, 72-85
1995-96 (H) .....	W, 65-56
1996-97 (A) .....	L, 58-71
1996-97 (H) .....	W, 80-71
1997-98 (N) .....	W, 81-57
1997-98 (H) .....	W, 68-59
1998-99 (H) .....	W, 89-79
1998-99 (A) .....	L, 68-70
1999-2000 (A) .....	L, 80-89
1999-2000 (H) .....	L, 67-68
2000-01 (H) .....	W, 72-67
2000-01 (A) .....	L, 77-87 (ot)

**Manhattan**

Series Record: Manhattan leads 1-0

1981-82 (A - BracketBuster) .....	L, 62-78
-----------------------------------	----------

**Marist**

Series Record: Marist leads 1-0

1981-82 (H) .....	L, 65-70
-------------------	----------

**Maryland**

Series Record: Maryland leads 12-0

1981-82 (A) .....	L, 59-76
1982-83 (A) .....	L, 56-66
1984-85 (A) .....	L, 38-91
1985-86 (A) .....	L, 58-91
1986-87 (A) .....	L, 71-79
1990-91 (A) .....	L, 69-93
1991-92 (A) .....	L, 76-83
1992-93 (A) .....	L, 68-78
1993-94 (N) .....	L, 71-109
1994-95 (A) .....	L, 73-120
1995-96 (N) .....	L, 67-70
1996-97 (A) .....	L, 76-93

**Maryland Baltimore County**

Series Record: Towson leads 33-18

1969-70 (H) .....	W, 89-60
1970-71 (A) .....	W, 55-43
1971-72 (H) .....	W, 87-64
1972-73 (A) .....	W, 74-62
1973-74 (A) .....	W, 62-55
1973-74 (A) .....	W, 78-56
1974-75 (A) .....	L, 54-56
1975-76 (H) .....	W, 80-64
1975-76 (A) .....	W, 63-48
1976-77 (H) .....	W, 87-70
1976-77 (A) .....	W, 78-70
1976-77 (N) .....	W, 84-58
1976-77 (H) .....	W, 84-70
1977-78 (H) .....	L, 68-73
1977-78 (H) .....	W, 77-72
1977-78 (A) .....	W, 86-71
1977-78 (H) .....	W, 75-72
1978-79 (H) .....	L, 64-76
1978-79 (A) .....	L, 57-70
1986-87 (A) .....	W, 59-52
1986-87 (H) .....	W, 73-66
1987-88 (H) .....	W, 76-68
1988-89 (A) .....	L, 67-70
1988-89 (N) .....	L, 81-87
1989-90 (N) .....	W, 100-97 (ot)
1989-90 (H) .....	W, 90-74
1990-91 (H) .....	W, 83-75
1990-91 (A) .....	W, 83-68
1990-91 (H) .....	W, 78-76
1991-92 (A) .....	L, 83-93
1991-92 (H) .....	W, 113-103
1992-93 (H) .....	W, 82-76
1992-93 (A) .....	W, 97-92 (2ot)
1993-94 (H) .....	W, 89-78
1993-94 (A) .....	W, 86-79
1994-95 (A) .....	L, 77-78

1994-95 (H) .....	L, 69-77
1996-97 (A) .....	W, 75-60
1997-98 (H) .....	W, 76-60
1998-99 (A) .....	L, 41-65
1999-2000 (H) .....	L, 56-64
2000-01 (N) .....	L, 72-87
2001-02 (N) .....	L, 55-77
2001-02 (A) .....	L, 67-77
2002-03 (N) .....	L, 91-96
2003-04 (N) .....	L, 53-59
2003-04 (H) .....	L, 56-64
2004-05 (A) .....	L, 61-63
2005-06 (H) .....	W, 60-55
2008-09 (A) .....	W, 82-65
2009-10 (H) .....	W, 82-77

**Maryland Eastern Shore**

Series Record: Towson leads 4-3

1970-71 (H) .....	L, 57-73
1971-72 (A) .....	L, 68-83
1978-79 (H) .....	W, 88-86
2000-01 (H) .....	W, 74-62
2001-02 (A) .....	L, 78-93
2002-03 (H) .....	W, 65-40
2003-04 (A) .....	W, 61-53

**Massachusetts**

Series Record: UMass leads 1-0

1993-94 (A) .....	L, 55-82
-------------------	----------

**Miami (Fla.)**

Series Record: Miami leads 1-0

1985-86 (A) .....	L, 66-71
-------------------	----------

**Miami (Ohio)**

Series Record: Towson leads 1-0

2009-10 (H) .....	W, 82-71
-------------------	----------

**Michigan**

Series Record: Michigan leads 4-0

1997-98 (H) .....	L, 72-75
1998-99 (A) .....	L, 45-60
1999-2000 (A) .....	L, 84-98
2000-01 (A) .....	L, 71-73

**Millersville**

Series Record: Towson leads 2-1

1969-70 (H) .....	W, 114-98
1970-71 (A) .....	L, 71-79
1971-72 (A) .....	W, 84-81

**Monmouth**

Series Record: Towson leads 1-0

1982-83 (H) .....	W, 76-59
-------------------	----------

**Morgan State**

Series Record: Morgan State leads 13-11

1967-68 (H) .....	L, 92-99
1968-69 (A) .....	L, 73-77
1969-70 (H) .....	W, 63-53
1970-71 (A) .....	L, 75-82
1971-72 (H) .....	W, 86-62
1971-72 (H) .....	L, 58-67
1972-73 (N) .....	L, 62-63
1973-74 (N) .....	L, 65-79
1975-76 (N) .....	L, 64-70
1977-78 (N) .....	W, 69-67
1977-78 (H) .....	W, 90-71
1978-79 (A) .....	L, 58-74
1997-98 (H) .....	W, 62-48
1998-99 (N) .....	W, 69-65
1999-2000 (N) .....	W, 67-59
2000-01 (N) .....	L, 56-59
2001-02 (H) .....	W, 67-62
2002-03 (N) .....	W, 67-53
2002-03 (A) .....	L, 59-62
2004-05 (N) .....	W, 71-69(ot)
2004-05 (A) .....	L, 51-54

2005-06 (H) .....	W, 71-66
2008-09 (H) BracketBuster .....	L, 64-80
2009-10 (A) .....	L, 80-87

**Mt. St. Mary's**

Series Record: Mt. St. Mary's leads 27-17

1936-37 (A) .....	L, 13-42
1937-38 (A) .....	L, 21-48
1939-40 (A) .....	L, 12-41
1940-41 (H) .....	L, 34-58
1941-42 (A) .....	L, 14-36
1946-47 (H) .....	L, 33-53
1946-47 (N) .....	L, 44-61
1949-50 (A) .....	L, 61-70
1950-51 (H) .....	L, 59-67
1951-52 (A) .....	W, 51-44
1952-53 (A) .....	L, 59-75
1952-53 (A) .....	L, 48-91
1954-55 (H) .....	L, 55-101
1954-55 (N) .....	L, 64-101
1955-56 (A) .....	L, 61-92
1962-63 (N) .....	L, 58-59
1965-66 (A) .....	L, 59-115
1966-67 (H) .....	L, 61-84
1967-68 (A) .....	L, 76-104
1968-69 (H) .....	L, 61-105
1969-70 (A) .....	L, 87-91 (ot)
1970-71 (H) .....	L, 59-65
1971-72 (A) .....	W, 79-50
1972-73 (H) .....	L, 66-71
1972-73 (N) .....	W, 73-70
1973-74 (A) .....	W, 69-68
1974-75 (H) .....	W, 87-75
1975-76 (H) .....	W, 70-63
1975-76 (A) .....	L, 68-78
1975-76 (N) .....	W, 87-77
1976-77 (H) .....	W, 82-64
1976-77 (A) .....	W, 96-85
1977-78 (H) .....	W, 81-58
1977-78 (A) .....	W, 70-63
1977-78 (H) .....	W, 74-66
1978-79 (H) .....	L, 65-85
1978-79 (A) .....	L, 70-83
1979-80 (H) .....	W, 53-52
1987-88 (H) .....	L, 75-86
1988-89 (A) .....	W, 79-70
1989-90 (A) .....	W, 81-68
1991-92 (N) .....	L, 77-91
1991-92 (H) .....	W, 103-76
1994-95 (A) .....	W, 69-68

**Mt. Union**

Series Record: Towson leads 1-0

1969-70 (H) .....	W, 75-71
-------------------	----------

**Murray State**

Series Record: Tied 1-1

1979-80 (A) .....	L, 59-70
1980-81 H .....	W, 79-58

**Navy**

Series Record: Towson leads 7-3

1987-88 (A) .....	W, 79-62
1988-89 (H) .....	W, 74-69
1989-90 (A) .....	W, 73-70
1990-91 (H) .....	L, 88-102
1990-91 (N) .....	W, 90-75
1995-96 (A) .....	W, 74-60
1996-97 (H) .....	W, 76-68
2007-08 (A) .....	L, 59-73
2008-09 (H) .....	W, 86-68
2009-10 (A) .....	L, 70-87



# HISTORY

## New Hampshire

Series Record: Towson leads 9-4

1995-96 (A) .....	W, 79-68
1995-96 (H) .....	W, 79-70
1996-97 (A) .....	L, 71-72(ot)
1996-97 (H) .....	W, 71-65
1997-98 (A) .....	L, 56-64
1997-98 (H) .....	L, 56-58
1997-98 (N) .....	W, 67-65
1998-99 (H) .....	W, 58-55
1998-99 (A) .....	L, 70-74
1999-2000 (A) .....	W, 73-66
1999-2000 (H) .....	W, 80-52
2000-01 (H) .....	W, 84-70
2000-01 (A) .....	W, 89-87

## New Jersey Institute of Technology

Series Record: Towson leads leads 1-0

2008-09 (H) .....	W, 61-48
-------------------	----------

## New Mexico

Series Record: New Mexico leads 1-0

1989-90 (A) .....	L, 68-96
-------------------	----------

## Newark State (Kean University)

Series Record: Newark State leads 4-0

1960-61 .....	L, 80-95
1961-62 .....	L, 48-69
1962-63 .....	L, 72-82
1963-64 .....	L, 64-93

## Niagara

Series Record: Tied 1-1

2007-08 (H) .....	W, 75-72 (ot)
2008-09 (A) .....	L, 62-79

## Norfolk State

Series Record: Tied 2-2

2002-03 (H) .....	W, 53-50
2003-04 (A) .....	L, 50-54
2004-05 (H) .....	W, 69-58
2005-06 (A) .....	L, 49-78

## North Carolina

Series Record: North Carolina leads 3-0

1988-89 (N) .....	L, 74-102
1989-90 (A) .....	L, 70-87
1991-92 (A) .....	L, 88-98

## North Carolina-Asheville

Series Record: Towson leads 5-1

1992-93 (H) .....	W, 85-64
1992-93 (A) .....	W, 75-60
1993-94 (H) .....	W, 54-45
1993-94 (A) .....	W, 74-70
1993-94 (N) .....	W, 64-56
1994-95 (A) .....	L, 79-84 (ot)
1994-95 (H) .....	W, 69-62

## North Carolina Central

Series Record: Towson leads 1-0

2007-08 (H) .....	W, 74-52
-------------------	----------

## North Carolina Greensboro

Series Record: Towson leads 3-1

1993-94 (A) .....	W, 62-56
1993-94 (H) .....	W, 75-74
1994-95 (H) .....	W, 73-66
1994-95 (A) .....	L, 61-77

## North Carolina State

Series Record: N.C. State leads leads 4-0

1979-80 (A) .....	L, 63-95
1983-84 (A) .....	L, 49-88
1988-89 (A) .....	L, 77-83
2008-09 (A) .....	L, 68-88

## Northern Illinois

Series Record: Northern Illinois leads 1-0

1979-80 (A) .....	L, 56-71
-------------------	----------

## New York Tech

Series Record: Towson leads 1-0

1977-78 (H) .....	W, 69-67
-------------------	----------

## Ohio State

Series Record: Ohio State leads 2-0

1990-91 (N) .....	L, 86-97
2004-05 (A) .....	L, 53-74

## Oklahoma

Series Record: Oklahoma leads 2-0

1989-90 (N) .....	L, 68-77
1992-93 (A) .....	L, 73-115

## Penn

Series Record: Penn leads 2-0

1995-96 (H) .....	L, 61-67
1996-97 (A) .....	L, 74-80

## Penn State

Series Record: Penn State leads 1-0

2008-99 (N) (Palestra) .....	L, 54-78
------------------------------	----------

## Pepperdine

Series Record: Pepperdine leads 1-0

1989-90 (A) .....	L, 79-91
-------------------	----------

## Philadelphia Pharmacy

Series Record: Towson leads 1-0

1976-77 (N) .....	W, 91-72
-------------------	----------

## Philadelphia Textile

Series Record: Tied 1-1

1977-78 (A) .....	W, 55-54
1978-79 (H) .....	L, 49-68

## Pittsburgh-Johnstown

Series Record: Tied 1-1

1972-73 (H) .....	W, 85-80
1973-74 (A) .....	L, 76-82

## Point Park

Series Record: Towson leads 3-1

1970-71 (A) .....	L, 62-67
1970-71 (H) .....	W, 80-64
1976-77 (H) .....	W, 82-79
1976-77 (A) .....	W, 86-70

## Purdue

Series Record: Purdue leads 1-0

1986-87 (N) .....	L, 58-94
-------------------	----------

## Queens

Series Record: Tied 2-2

1958-59 .....	L, 53-68
1959-60 .....	L, 71-89
1960-61 .....	W, 96-59
1968-69 .....	W, 94-66

## Radford

Series Record: Tied 3-3

1992-93 (H) .....	W, 98-90
1992-93 (A) .....	W, 81-70
1993-94 (A) .....	L, 58-82
1993-94 (H) .....	W, 73-63
1994-95 (H) .....	L, 68-71
1994-95 (A) .....	L, 62-76

## Ramapo

Series Record: Towson leads 1-0

1986-87 (H) .....	W, 98-70
-------------------	----------

## Randolph-Macon

Series Record: Randolph-Macon leads 12-8

1958-59 (H) .....	L, 55-93
1958-59 (A) .....	L, 50-62
1959-60 (H) .....	L, 60-85
1967-68 (A) .....	L, 58-65

1968-69 (H) .....	W, 95-81
1969-70 (A) .....	L, 58-74
1969-70 (N) .....	L, 53-69
1970-71 (H) .....	L, 58-60
1971-72 (N) .....	W, 63-51
1972-73 (A) .....	L, 58-76
1972-73 (N) .....	L, 59-60
1973-74 (H) .....	W, 79-72
1973-74 (N) .....	L, 79-106
1974-75 (A) .....	L, 56-62
1975-76 (H) .....	W, 80-74
1975-76 (A) .....	W, 59-57
1976-77 (H) .....	W, 78-76
1976-77 (A) .....	W, 76-70
1977-78 (H) .....	W, 47-43
1978-79 (A) .....	L, 71-75

## Richmond

Series Record: Towson leads 1-0

1979-80 (A) .....	W, 88-83
-------------------	----------

## Rider

Series Record: Towson leads 18-10

1969-70 (N) .....	W, 89-85
1980-81 (N) .....	W, 81-76
1982-83 (A) .....	L, 62-76
1983-84 (A) .....	W, 65-60
1983-84 (H) .....	L, 63-71
1984-85 (A) .....	L, 63-75
1984-85 (H) .....	W, 78-77
1985-86 (H) .....	W, 73-62
1985-86 (A) .....	L, 49-66
1986-87 (A) .....	L, 67-74
1986-87 (H) .....	W, 83-78
1986-87 (H) .....	W, 89-79
1987-88 (H) .....	W, 93-72
1987-88 (A) .....	L, 93-98
1987-88 (H) .....	W, 59-56
1988-89 (H) .....	W, 110-92
1988-89 (A) .....	L, 63-65
1989-90 (A) .....	L, 82-83 (ot)
1989-90 (H) .....	W, 102-74
1989-90 (H) .....	W, 74-63
1990-91 (H) .....	W, 75-71
1990-91 (A) .....	W, 82-65
1990-91 (H) .....	W, 69-63
1991-92 (A) .....	W, 78-75 (ot)
1991-92 (H) .....	L, 78-79
1991-92 (N) .....	W, 90-77
2001-02 (H) .....	W, 60-58
2002-03 (A) .....	L, 56-68

## Roanoke

Series Record: Roanoke leads 20-3

1947-48 (A) .....	L, 39-48
1948-49 (A) .....	L, 36-58
1950-51 (A) .....	L, 46-82
1951-52 (A) .....	L, 44-89
1952-53 (H) .....	L, 46-82
1953-54 (A) .....	L, 44-94
1960-61 (A) .....	W, 89-69
1962-63 (H) .....	L, 42-83
1963-64 (A) .....	L, 61-98
1964-65 (H) .....	L, 94-96
1965-66 (A) .....	L, 72-96
1966-67 (H) .....	W, 92-73
1967-68 (A) .....	L, 77-96
1967-68 (N) .....	L, 72-90
1968-69 (H) .....	L, 86-94
1969-70 (A) .....	L, 71-92
1970-71 (H) .....	L, 61-89
1970-71 (N) .....	L, 55-59
1971-72 (A) .....	L, 73-89
1971-72 (N) .....	L, 61-72

1972-73 (H) .....	L, 81-90
1973-74 (A) .....	L, 72-88
1974-75 (H) .....	W, 86-71

## Robert Morris

Series Record: Towson leads 4-2

1979-80 (A) .....	L, 66-94
1979-80 (H) .....	W, 80-70
1980-81 (A) .....	L, 59-72
1980-81 (H) .....	W, 78-59
1981-82 (H) .....	W, 63-52
1981-82 (A) .....	W, 61-53

## Sacred Heart

Series Record: Sacred Heart leads 1-0

1976-77 (N) .....	L, 82-85
-------------------	----------

## St. Francis (Pa.)

Series Record: St. Francis leads 5-3

1979-80 (A) .....	L, 59-77
1980-81 (H) .....	L, 69-76
1981-82 (A) .....	L, 70-73
1981-82 (H) .....	W, 96-70
1984-85 (A) .....	L, 86-90
1985-86 (H) .....	W, 107-84
1987-88 (H) .....	W, 69-67
1989-90 (A) .....	L, 75-95

## St. Francis (N.Y.)

Series Record: Tied 1-1

1980-81 (H) .....	W, 69-63
1981-82 (A) .....	L, 54-56

## St. Joseph's

Series Record: St. Joseph's leads 2-0

2008-09 (H) .....	L, 64-85
2009-10 (H) .....	L, 57-64

## St. John's (NY)

Series Record: Towson leads 1-0

1993-94 (A) .....	W, 66-65
-------------------	----------

## St. Leo's

Series Record: Towson leads 1-0

1971-72 (A) .....	W, 103-63
-------------------	-----------

## St. Mary's

Series Record: Towson leads 5-1

1974-75 (H) .....	W, 99-70
1975-76 (A) .....	W, 109-73
1977-78 (H) .....	W, 99-74
1978-79 (A) .....	L, 81-87
1980-81 (H) .....	W, 94-53
1981-82 (H) .....	W, 68-53

## St. Thomas Aquinas

Series Record: Towson leads 1-0

1976-77 (H) .....	W, 110-89
-------------------	-----------

## Salisbury State

Series Record: Towson leads 21-4

1958-59 (H) .....	W, 64-47
1959-60 (A) .....	W, 101-41
1959-60 (H) .....	W, 69-47
1960-61 (A) .....	W, 63-47
1961-62 (H) .....	L, 55-63
1961-62 (A) .....	W, 74-61
1962-63 (H) .....	W, 62-54
1962-63 (A) .....	L, 70-83
1963-64 (H) .....	W, 86-59
1964-65 (A) .....	W, 71-70
1965-66 (H) .....	W, 92-71
1966-67 (A) .....	W, 78-54
1967-68 (H) .....	W, 89-57
1968-69 (A) .....	W, 93-62
1969-70 (H) .....	W, 85-61
1970-71 (A) .....	L, 60-62
1971-72 (H) .....	W, 96-72
1972-73 (A) .....	W, 109-89





1973-74 (H) .....	W, 101-97
1974-75 (H) .....	W, 95-62
1974-75 (A) .....	L, 65-69
1975-76 (A) .....	W, 90-88
1975-76 (H) .....	W, 77-75
1976-77 (H) .....	W, 114-70
1976-77 (A) .....	W, 86-68

**Samford**  
Series Record: Towson leads 2-0

2006-07 (H) .....	W, 69-62
2007-08 (A) .....	W, 73-66

**Shepherd**  
Series Record: Shepherd leads 7-4

1930-31 (A) .....	L, 17-55
1931-32 (A) .....	L, 27-30
1931-32 (A) .....	L, 20-40
1966-67 (A) .....	L, 68-73
1966-67 (H) .....	L, 95-99
1967-68 (H) .....	W, 97-72
1968-69 (A) .....	L, 104-110
1968-69 (N) .....	W, 108-88
1972-73 (N) .....	L, 73-80
1984-85 (H) .....	W, 75-64
1986-87 (H) .....	W, 93-74

**Shippensburg**  
Series Record: Towson leads 3-0

1969-70 (H) .....	W, 85-56
1970-71 (A) .....	W, 84-64
1972-73 (H) .....	W, 75-55

**Siena**  
Series Record: Siena leads 1-0

1981-82 (H) .....	L, 62-64
-------------------	----------

**South Carolina**  
Series Record: South Carolina leads 2-0

1984-85 (A) .....	L, 68-79
1997-98 (A) .....	L, 55-65

**Southern Methodist**  
Series Record: SMU leads 2-0

1986-87 (N) .....	L, 65-79
1991-92 (A) .....	L, 66-85

**Southwest Missouri**  
Series Record: SW Missouri leads 1-0

1992-93 (A) .....	L, 56-71
-------------------	----------

**Stetson**  
Series Record: Stetson leads 1-0

1985-86 (A) .....	L, 60-61
-------------------	----------

**Susquehanna**  
Series Record: Towson leads 1-0

1968-69 (H) .....	W, 104-102
-------------------	------------

**Syracuse**  
Series Record: Syracuse leads 3-0

1989-90 (A) .....	L, 75-105
1990-91 (N) .....	L, 73-78
2005-06 (N) .....	L, 52-86

**Temple**  
Series Record: Temple leads 2-0

2006-07 (H) .....	L, 70-75
2007-08 (A) .....	L, 46-69

**Tennessee**  
Series Record: Tennessee leads 2-0

1991-92 (A) .....	L, 70-77
1994-95 (A) .....	L, 60-77

**Tennessee-Chattanooga**  
Series Record: Towson leads 1-0

2006-07 (N) .....	W, 56-55
-------------------	----------

**Tennessee State**  
Series Record: Tennessee State leads 3-0

1979-80 (H) .....	L, 61-71
1979-80 (A) .....	L, 58-105
2006-07 (N) .....	L, 47-49

**Vermont**  
Series Record: Tied 8-8

1980-81 (A) .....	L, 76-79
1981-82 (H) .....	W, 76-68
1995-96 (A) .....	W, 69-67
1995-96 (H) .....	W, 91-83
1996-97 (H) .....	W, 92-82(ot)
1996-97 (A) .....	L, 81-85
1997-98 (H) .....	L, 45-55
1997-98 (A) .....	L, 71-76
1998-99 (A) .....	W, 56-53
1998-99 (H) .....	L, 57-66
1999-2000 (H) .....	W, 74-67
1999-2000 (A) .....	L, 64-79
2000-01 (A) .....	W, 79-60
2000-01 (H) .....	L, 72-77
2006-07 (H) .....	W, 67-54
2007-08 (A) .....	L, 57-59

**Villanova**  
Series Record: Villanova leads 4-0

1980-81 (A) .....	L, 64-84
1981-82 (H) .....	L, 55-85
2000-01 (A) .....	L, 75-87
2008-09 (N) Palestra .....	L, 47-64

**Virginia**  
Series Record: Virginia leads 4-0

1985-86 (A) .....	L, 55-68
1988-89 (A) .....	L, 79-87
1990-91 (A) .....	L, 49-72
1994-95 (A) .....	L, 66-94

**Virginia Military Institute**  
Series Record: Tied 2-2

1973-74 (A) .....	W, 66-65
1974-75 (A) .....	L, 65-67
2004-05 (A) .....	W, 84-69
2005-06 (H) .....	L, 78-80

**Virginia Tech**  
Series Record: Virginia Tech leads 3-0

1983-84 (A) .....	L, 53-93
2002-03 (A) .....	L, 52-76
2003-04 (H) .....	L, 67-74

**Wagner**  
Series Record: Towson leads 1-0

1981-82 (A) .....	W, 67-66
-------------------	----------

**Washington & Lee**  
Series Record: Towson leads 3-1

1964-65 (H) .....	W, 96-90
1965-66 (A) .....	L, 70-80
1972-73 (A) .....	W, 74-64
1973-74 (H) .....	W, 81-80

**Washington College**  
Series Record: Washington College leads 26-11  
Note: Other scores not available.

1958-59 .....	L, 38-72
1959-60 .....	L, 67-81
1959-60 .....	L, 52-64
1960-61 .....	L, 53-90
1960-61 .....	L, 51-67
1960-61 .....	L, 51-86
1961-62 .....	L, 46-85
1961-62 .....	L, 62-70
1962-63 .....	L, 44-65
1962-63 .....	L, 75-91
1963-64 .....	L, 76-107

1963-64 .....	L, 87-88
1964-65 .....	W, 97-88
1965-66 .....	L, 73-88
1966-67 .....	L, 69-83
1967-68 (H) .....	W, 81-72
1968-69 (H) .....	W, 74-72
1969-70 (A) .....	W, 103-85
1970-71 (A) .....	W, 74-70
1983-84 (H) .....	W, 81-76
1984-85 (H) .....	L, 74-80
1989-90 (A) .....	L, 68-73
1991-92 (H) .....	W, 74-50
1995-96 (H) .....	W, 105-86

**West Chester**  
Series Record: Towson leads 2-0

1976-77 (A) .....	W, 78-68
1980-81 (H) .....	W, 75-67

**West Liberty**  
Series Record: Towson leads 1-0

1977-78 (N) .....	W, 76-61
-------------------	----------

**West Virginia**  
Series Record: West Virginia leads 2-1

1985-86 (A) .....	L, 62-76
1994-95 (N) .....	W, 81-78
1996-97 (A) .....	L, 86-100

**West Virginia Wesleyan**  
Series Record: Towson leads 1-0

1988-89 (H) .....	W, 105-78
-------------------	-----------

**Western Kentucky**  
Series Record: Western Kentucky leads 1-0

2006-07 (A) .....	L, 72-95
-------------------	----------

**Western Maryland (McDaniel College)**  
Series Record: Western Maryland leads 13-9  
No other scores available

1958-59 (H) .....	L, 63-70
1959-60 (A) .....	L, 63-78
1959-60 (H) .....	L, 66-79
1960-61 (A) .....	L, 52-96
1960-61 (H) .....	L, 62-70
1961-62 (A) .....	L, 54-85
1961-62 (H) .....	L, 62-70
1962-63 (A) .....	L, 52-88
1962-63 (H) .....	L, 72-76
1963-64 (A) .....	L, 68-90
1964-65 (A) .....	L, 90-110
1964-65 (H) .....	L, 72-97
1965-66 (H) .....	W, 103-95
1965-66 (A) .....	L, 71-95
1966-67 (H) .....	W, 69-59
1966-67 (A) .....	W, 82-81
1967-68 (A) .....	W, 84-76
1967-68 (H) .....	W, 110-94
1968-69 (H) .....	W, 96-75
1968-69 (A) .....	W, 49-43
1969-70 (A) .....	W, 71-64
1970-71 (H) .....	W, 71-63

**Wheeling College**  
Series Record: Wheeling leads 2-1

1973-74 (H) .....	W, 101-89
1975-76 (H) .....	L, 86-90
1977-78 (A) .....	L, 58-59

**Wilmington (Del.)**  
Series Record: Towson leads 2-0

1975-76 (H) .....	W, 79-49
1987-88 (H) .....	W, 95-74

**Winthrop**  
Series Record: Towson leads 5-4

1986-87 (H) .....	W, 60-46
1987-88 (A) .....	L, 57-67 (ot)
1992-93 (H) .....	W, 93-85
1992-93 (A) .....	L, 78-90
1992-93 (N) .....	L, 79-83
1993-94 (H) .....	W, 104-87
1993-94 (A) .....	W, 82-68
1994-95 (A) .....	L, 93-97
1994-95 (H) .....	W, 92-90

**Winston-Salem State**  
Series Record: Towson leads 2-0

1976-77 (H) .....	W, 102-83
2006-07 (H) .....	W, 80-59

**Wisconsin-Green Bay**  
Series Record: Wisconsin-Green Bay leads 1-0

1980-81 (H) .....	L, 61-65
-------------------	----------

**Wisconsin-Milwaukee**  
Series Record: Wisconsin-Milwaukee leads 1-0

1979-80 (A) .....	L, 59-72
-------------------	----------

**York**  
Series Record: Towson leads 6-0

1972-73 (H) .....	W, 108-75
1973-74 (A) .....	W, 90-74
1974-75 (H) .....	W, 91-73
1975-76 (A) .....	W, 96-74
1975-76 (N) .....	W, 77-65
1983-84 (H) .....	W, 58-50

**Youngstown State**  
Series Record: Towson leads 2-0

1990-91 (H) .....	W, 87-75
1991-92 (A) .....	W, 67-52

**RECORD AGAINST CAA OPPONENTS**

**Delaware**  
Series Record: Delaware leads 36-27

1970 (A) .....	L, 65-86
1971 (A) .....	L, 78-91
1973 (H) .....	W, 82-78
1975 (H) .....	W, 82-71
1983 (A) .....	L, 62-71
1983 (H) .....	W, 65-56
1984 (A) .....	L, 56-57
1984 (H) .....	W, 62-61
1985 (H) .....	L, 71-72
1985 (A) .....	L, 64-84
1986 (A) .....	L, 53-57
1986 (H) .....	W, 87-81
1987 (A) .....	W, 62-52
1987 (H) .....	W, 75-61
1988 (H) .....	L, 75-76
1988 (A) .....	L, 74-77
1989 (H) .....	W, 88-74
1989 (A) .....	L, 74-76
1990 (A) .....	L, 77-89
1990 (H) .....	W, 87-84
1990 (H) ECC Tournament .....	W, 85-71
1991 (H) .....	W, 88-84 (ot)
1991 (A) .....	L, 74-75
1992 (A) .....	L, 69-90
1993 (H) .....	L, 69-76
1994 (A) .....	W, 71-63
1994 (H) .....	W, 84-83
1996 (A) .....	L, 73-81
1996 (H) .....	L, 70-71
1996 (A) AE Tournament .....	W, 85-78
1997 (A) .....	L, 63-104
1997 (H) .....	W, 86-79



# HISTORY

1997	(H).....	L 63-68 (ot)
1998	(A).....	L 68-71
1998	(A) AE Tournament.....	L 60-80
1999	(A).....	L 60-70
1999	(H).....	L 56-73
1999	(A) AE Tournament.....	L 63-83
2000	(A).....	L 70-82
2000	(H).....	L 74-80
2000	(A) AE Tournament.....	L 69-79
2001	(H).....	L 64-67
2001	(A).....	L 63-77
2001	(A) AE Tournament.....	L 51-66
2002	(A).....	W 59-53
2002	(H).....	W 61-57
2003	(A).....	L 60-74
2003	(H).....	L 69-74
2004	(H).....	W 70-68
2004	(A).....	L 76-80 (ot)
2005	(H).....	W 86-66
2005	(A).....	L 55-65
2005	(N) CAA Tournament.....	L 56-76
2006	(A).....	W 96-92
2006	(H).....	L 61-76
2007	(A).....	W 75-68
2007	(H).....	W 85-63
2007	(A).....	L 63-70
2008	(H).....	W 89-74
2009	(A).....	W 62-61
2009	(H).....	W 75-74
2010	(A).....	W 71-68
2010	(H).....	W 81-66
Home: 19-10 (17-10 in Towson Center)		
Away: 8-25 (6-13 in Carpenter Center)		
Neutral: 0-1		
<b>Drexel</b>		
Series Record: Drexel leads 41-13		
1970	(A).....	W 52-45
1970	(H).....	L 59-74
1982	(H).....	L 62-72
1983	(N) ECC Tournament.....	L 67-88
1984	(A).....	L 56-71
1984	(H).....	L 57-69
1985	(H).....	L 61-64
1985	(A).....	L 76-93
1986	(A).....	L 64-70
1986	(H).....	L 63-72
1987	(H).....	L 81-94
1987	(A).....	L 51-54
1988	(H) ECC Tournament.....	W 74-67
1988	(H).....	W 74-64
1988	(N) Palestra.....	L 62-93
1989	(H).....	W 106-72
1989	(N) Palestra.....	W 75-73
1990	(A).....	W 104-95
1990	(H).....	W 98-79
1991	(H).....	L 75-78
1991	(A).....	W 72-70
1996	(N) AETournament.....	L 74-84
1996	(H).....	L 56-75
1996	(A).....	L 87-96
1997	(N) AE Tournament.....	L 75-78
1997	(H).....	L 66-79
1997	(A).....	L 72-102
1997	(H).....	L 60-65
1998	(A).....	L 71-72
1999	(A).....	L 54-66
1999	(H).....	L 56-59
2000	(A).....	L 45-63
2000	(H).....	L 61-64 (ot)
2001	(H).....	L 49-70

2001	(A).....	L 74-78
2002	(H).....	W 81-65
2002	(A).....	W 68-62
2003	(H).....	L 50-76
2003	(A).....	L 56-85
2004	(A).....	L 51-75
2004	(H).....	L 82-88
2005	(H).....	L 60-66
2005	(A).....	L 55-76
2006	(H).....	W 84-80
2006	(A).....	L 61-69
2007	(A).....	L 56-66
2007	(H).....	L 68-77
2008	(H).....	W 86-77
2008	(A).....	L 51-65
2009	(H).....	L 53-60
2009	(A).....	L 65-78
2009	(N) CAA Tournament.....	W 73-62
2010	(H).....	L 49-52
2010	(A).....	L 55-97
Home: 7-19		
Away: 4-19		
Neutral: 2-3		
<b>George Mason</b>		
Series Record: George Mason leads 28-8		
1972	(A).....	W 91-78
1974	(H).....	L 73-74
1975	(H).....	L 80-84
1975	(H).....	W 81-62
1976	(A).....	L 76-96
1976	(A).....	W 79-70
1977	(H).....	W 110-72
1977	(A).....	W 71-64
1978	(H).....	W 89-67
1979	(A).....	L 64-87
1979	(H).....	L 59-66
1981	(H).....	W 59-58
1982	(A).....	L 70-86
1983	(H).....	L 83-92
1984	(A).....	L 66-92
1985	(H).....	L 62-87
1985	(A).....	L 56-68
1986	(H).....	L 45-48
1992	(A).....	L 75-89
1992	(H).....	W 78-71
2002	(A).....	L 52-64
2002	(H).....	L 52-64
2003	(H).....	L 56-90
2003	(A).....	L 54-76
2004	(A).....	L 62-71
2004	(H).....	L 57-74
2004	(A).....	L 61-79
2005	(H).....	L 57-62
2006	(A).....	L 53-65
2007	(H).....	L 44-73
2008	(A).....	L 63-72
2008	(H).....	L 73-85
2009	(H).....	L 59-71
2009	(A).....	L 59-71
2009	(N) CAA Tournament.....	L 48-56
2010	(H).....	L 61-77
Home: 5-14		
Away: 3-13		
Neutral: 0-1		

<b>Georgia State</b>		
Series Record: Towson leads 6-5		
2006	(H).....	W 66-62
2006	(A).....	W 70-69
2006	(N) CAA Tournament.....	L 64-72
2007	(A).....	L 81-87 (2ot)
2007	(H).....	W 92-65
2008	(H).....	W 58-57
2008	(A).....	L 63-79
2009	(A).....	L 46-68
2009	(H).....	W 82-72 (ot)
2010	(A).....	L 61-70
2010	(H).....	W 74-69 (ot)
Home: 5-0		
Away: 1-4		
Neutral: 0-1		
<b>Hofstra</b>		
Series Record: Hofstra leads 33-19		
1983	(A).....	L 71-86
1984	(A).....	L 61-69
1984	(H).....	L 69-79
1984	(H).....	W 86-78
1985	(A).....	L 65-67
1986	(A).....	L 55-67
1986	(H).....	W 80-76
1987	(H).....	W 72-69
1987	(A).....	L 74-87
1988	(A).....	W 81-69
1988	(H).....	W 78-61
1989	(A).....	W 62-60
1989	(H).....	W 71-68
1990	(H).....	W 66-64
1990	(A).....	W 73-65
1991	(H).....	W 74-61
1991	(A).....	W 76-66
1992	(H).....	W 80-70
1992	(A).....	L 87-89
1992	(N) ECC Tournament.....	W 69-61
1996	(H).....	L 63-83
1996	(A).....	W 74-56
1997	(H).....	L 62-66
1997	(A).....	L 71-84
1998	(A).....	L 60-64
1998	(H).....	L 56-64
1998	(H).....	L 55-68
1998	(A).....	L 48-76
2000	(H).....	L 70-84
2000	(A).....	L 58-60
2001	(A).....	L 54-80
2001	(H).....	L 58-79
2002	(H).....	L 60-62
2002	(A).....	W 61-60
2002	(N) CAA Tournament.....	L 52-72
2003	(H).....	W 61-54
2003	(A).....	L 47-66
2004	(A).....	L 56-85
2004	(H).....	L 61-67
2005	(H).....	L 64-84
2005	(A).....	L 59-68
2006	(H).....	W 94-91
2006	(A).....	L 70-82
2007	(A).....	L 74-79
2007	(H).....	L 60-64
2008	(H).....	W 60-51
2008	(A).....	L 67-81
2008	(N) CAA Tournament.....	W 81-66
2008	(H).....	L 79-90
2009	(A).....	L 68-71
2010	(H).....	L 64-84
2010	(A).....	L 61-77

Home: 11-13		
Away: 6-19		
Neutral: 2-1		
<b>James Madison</b>		
Series Record: James Madison leads 22-10		
1979	(A).....	L 67-86
1980	(H).....	L 66-80
1980	(A).....	L 57-63
1981	(H).....	L 58-73
1981	(A).....	L 53-85
1982	(A).....	L 48-76
1983	(H).....	L 55-69
1984	(A).....	L 39-53
1984	(H).....	W 57-53
1995	(A).....	W 67-64
1996	(H).....	L 75-83
1997	(A).....	L 62-76
2000	(H).....	L 79-93
2002	(A).....	L 75-86
2002	(H).....	L 71-83
2003	(H).....	L 51-64
2003	(A).....	L 56-87
2003	(N) CAA Tournament.....	L 61-72
2004	(A).....	L 55-57
2004	(H).....	W 74-54
2005	(H).....	W 86-69
2005	(A).....	L 58-68
2006	(A).....	W 99-84
2006	(H).....	L 68-76
2007	(A).....	W 69-60
2007	(H).....	W 76-62
2008	(H).....	W 73-64
2008	(A).....	L 68-73
2009	(H).....	W 58-57
2009	(A).....	L 59-70
2010	(A).....	L 66-69
2010	(H).....	W 81-78
Home: 7-8		
Away: 3-13		
Neutral: 0-1		
<b>UNC Wilmington</b>		
Series Record: UNCW leads 14-9		
1979	(A).....	L 65-77
1979	(H).....	W 64-62
1980	(H).....	W 70-66
1981	(A).....	L 64-76
1982	(H).....	W 78-64
1983	(A).....	W 62-59
1985	(N) Virginia Tournament.....	L 60-82
2002	(A).....	L 37-76
2002	(H).....	L 46-56
2003	(A).....	L 53-85
2003	(H).....	L 51-75
2004	(H).....	W 57-55
2004	(A).....	L 51-64
2005	(A).....	L 59-77
2005	(H).....	L 57-61
2006	(A).....	L 46-78
2007	(H).....	W 75-61
2007	(N) CAA Tournament.....	W 67-52
2008	(A).....	L 68-81
2009	(H).....	L 98-103 (2ot)
2010	(A).....	W 58-53
2010	(H).....	L 72-80
2010	(N) CAA Tournament.....	W 91-74
Home: 5-5		
Away: 2-8		
Neutral: 2-1		



**Northeastern**

Series Record: Tied 11-11

1980	(N) Fairfield Tournament	L, 80-81
1995	(H)	W, 78-65
1996	(A)	W, 73-67
1997	(H)	L, 74-77
1997	(A)	W, 81-59
1997	(N) AETournament	W, 72-69
1998	(H)	W, 63-52
1998	(A)	L, 62-66
1999	(H)	W, 62-52
1999	(A)	L, 70-71
2000	(A)	W, 60-56
2000	(H)	L, 73-74
2001	(H)	W, 86-71
2001	(A)	L, 76-78
2005	(A)	L, 67-89
2006	(H)	L, 70-86
2007	(H)	W, 74-61
2007	(A)	L, 55-65
2008	(H)	W, 77-71
2009	(A)	L, 53-68
2009	(N) CAA Tournament	W, 58-54
2010	(H)	L, 48-73

Home: 6-4

Away: 3-6

Neutral: 2-1

**Old Dominion**

Series Record: Old Dominion leads 23-1

1957	(A)	L, 68-72
1957	(A)	L, 63-69
1958	(A)	L, 51-107
1965	(A)	L, 71-103
1966	(A)	L, 63-104
1969	(N) M-D Tournament	L, 57-75
1994	(A)	L, 75-93
1996	(H)	L, 82-84
2002	(H)	L, 53-66
2002	(A)	W, 67-55
2003	(A)	L, 56-67
2003	(H)	L, 51-73
2004	(H)	L, 49-70
2004	(A)	L, 62-88
2005	(H)	L, 56-65
2005	(A)	L, 59-70
2006	(H)	L, 71-85
2007	(A)	L, 65-79
2007	(N) CAA Tournament	L, 55-58
2008	(H)	L, 59-71
2009	(A)	L, 62-71
2010	(H)	L, 71-87
2010	(A)	L, 67-78
2010	(N) CAA Tournament	L, 56-86

Home: 0-8

Away: 1-12

Neutral: 0-3

**Virginia Commonwealth**

Series Record: VCU leads 16-1

2001	(A)	L, 68-91
2002	(H)	L, 49-62
2003	(H)	L, 47-82
2003	(A)	L, 60-97
2004	(A)	L, 76-101
2004	(H)	L, 44-68
2004	(N) CAA Tournament	L, 60-67
2005	(H)	L, 58-70
2005	(A)	L, 61-84
2006	(A)	L, 75-81
2006	(H)	W, 59-57
2007	(H)	L, 80-84 (ot)

2007	(A)	L, 77-85
2008	(A)	L, 42-65
2008	(N) CAA Tournament	L, 46-57
2009	(H)	L, 71-78
2010	(A)	L, 53-112

Home: 1-6

Away: 0-8

Neutral: 0-2

**William & Mary**

Series Record: W&M leads 11-10

1948	(A)	L, 31-94
1983	(A)	L, 45-63
1985	(H)	W, 66-56
1986	(A)	L, 52-63
1989	(H)	W, 98-78
2002	(A)	L, 45-62
2002	(H)	W, 61-58
2003	(A)	L, 55-74
2003	(H)	L, 52-59
2004	(H)	W, 73-67
2004	(A)	L, 68-74
2004	(N) CAA Tournament	W, 70-65
2005	(A)	L, 65-83
2005	(H)	L, 50-57
2006	(H)	W, 76-45
2006	(A)	W, 73-60
2008	(A)	L, 51-61
2008	(H)	W, 64-52
2009	(A)	W, 69-56
2009	(H)	L, 54-76
2010	(A)	W, 83-77

Home: 6-3

Away: 3-8

Neutral: 1-0





# HISTORY

## All-Time Roster

### A

Aaron, Sid	1938-39
Aaronson, Phil	1928-30
Abraham, Dennard	2005-07
Alexander, Scooter	1991-94, 95-96
Allen, Brian	1999-2003
Allen, Dave	1978-80
Anatasi, Rob	1958-61
Anderson, Josh	1993-97
Appel, Tom	1969-70
Arnold, Fred	1956-57, 1959-61
August, Herb	1950-51
Augustus, Kerry	1998-2002
Austerlitz, Denny	1936-38
Ayers, Jerry	1967-68

### B

Bader, William	1927-28
Banks, Kemp	1984-85
Barb, Kenny	2004-06
Barber, Brian	1997-2001
Barlow, Joseph	1927-29
Barnes, Ken	1961-62
Basey, Adrian	1986-88
Baugh, Herbert	1968-70
Bays, John	1985-89
Beers, Edward	1963-64
Berg, J. Smith	1963-64
Berlin, Herman	1928-29
Biggs, Ralph	1994-98
Binder, Bill	1951-54
Blakesly, Art	1965-67
Blalock, Ralph	1992-96
Blanks, Keon	2001-03
Blue, Chuck	1971-73
Blum, Sidney	1941-42
Bohrer, Abraham	1928-29
Bond, Korb	1951-52
Boniface, Casper	1941-42
Bonner, David	1979-81
Boyd, Devin	1988-93
Boyle, Marc	1985-89
Bradshaw, Bruce	1966-67
Breaux, Tommy	2006-07
Brewster, David	2008-10
Brilliant, Oscar	1941-42
Britton, Pat	1974-77
Brooks, Paul	1975-76
Brose, Irwin	1929-31
Brown, Rick	1967-68
Brown, Gary	1983-84
Brown, Josh	2009-10
Brown, Larry	1989-93
Brown, Joe	1948-50
Brown, Jeff	1980-82
Bruce, James	1982-83
Bull, Carl	1927-28
Bunsavage, Steffan	1982-86
Burger, Amon	1948-51
Burgess, Bob	1957-58
Burroughs, Eugene	1923-24
Byer, Henry	1927-28
Byers, Dave	1967-69
Byrd, Ricky	1985-87

### C

Caldwell, Tom	1990-94
Callahan, Tom	1963-66
Campbell, Matt	1990-94
Carr, Vernon	2007-09
Casey, Tim	1964-66
Cason, Damon	1995-00
Chernack, Sidney	1927-28
Chilcoat, Charles	1941-42
Clay, Francis	1974-76
Clayman, Yale	1931-32
Coard, Curley	1972-73

Cohen, Sid	1929-31
Cohen, Louis	1937-39
Cohen, Sol	1937-39
Colburn, Bob	1951-52
Colclough, Mike	1985-90
Cole, Mel	1934-36
Coleman, Terry	1965-66
Coleman, Art	1976-77
Coleman, Richard	1940-41
Coleman, Rocky	2005-09
Comeaux, Chris	1983-84
Cooley, Mark	1979-83
Cooper, Everett	1987-88
Corbill, Steve	1973-74
Corbin, Lee	1925-26
Cox, Robert	1940-41
Cox, Luther	1937-40
Creslak, Clayton	1961-63
Crippen, Myron	1997-79
Crossin, Tim	2005-09
Crump, Jason	1993-95
Curland, Bob	1936-37
Curley, Tom	1964-65

### D

Daley, Macco	1964-66
Davalli, Josh	1998-00
Davidson, David	1929-31
Deer, Richie	1976-79
Dellinger, Matt	1995-96
Dempsey, Tom	1979-80
Denaburg, Jerry	1928-30
dePablo, Raul	1996-00
Dickens, Roger	1976-78
Dieter, Glenn	1981-85
Dixon, Tony	2001-05
Dorn, Frank	1940-41
Dorsey, Stephen	1987-89
Dotson, Calvin	2001-03
Dougherty, Ronald	1962-64
Downs, Jack	1950-53
Dublin, Lafayette	2004-06
Dugan, Raymond	1931-32
Duhan, Duke	1931-32
Dukes, Michael	1976-80
Durant, Tony	2007-09
Durrant, Gary	1994-95
Durry, John	1925-26
Dzambo, Ron	1967-69

### E

Earl, Derrick	1995-97
Eastham, Dick	1967-69
Eden, Dave	1956-59
Edwards, Mark	1989-90
Elliott, Dan	1958-61
Ellis, Mike	1974-75
Evans, Butch	1984-85

### F

Fabiszak, Russ	1962-65
Fair, Anthony	2006-07
Feldman, Skip	1956-60
Feldman, Steve	1970-73
Fields, Victor	1977-78
Fink, Michael	1984-88
Fischer, John	1928-30
Fletcher, Cantrell	2004-05
Flook, Howard	1927-28
Fofana, Mohammed	2000-02
Foley, Jim	1952-53
Foster, Al	1951-52
Fowble, Franklin	1928-29
Fowlkes, Charlie	1972-73
France, Menaris	1921-22
Franklin, Troy	2008-10
Friesland, Max	1953-54
Furlinsky, Ed	1971-72

### G

Galaway, Ed	1950-51
Galperin, Harold	1928-29
Gamse, David	1946-47, 1953-55
Garber, Jack	1954-56
Gardner, Carroll	1923-24
Gaver, Willard	1941-42
Gemmill, Charley	1964-66
Gentry, Leonard	1927-28
Gerruti, Edward	1931-32
Gettier, Don	1976-78
Gettier, Charles	1965-66
Gilchrist, Jamaal	2002-04
Gill, Dave	1967-68
Glibas, Frank	1947-48
Goldberg, Samuel	1928-29
Goldstein, Paul	1928-29
Goldstein, Edward	1928-30
Goldwin, Richard	1946-47
Goode, Derrick	2000-05
Goodman, Tamir	2000-01
Goodrich, Sean	2006-07
Gordon, Eliezar	1983-85
Gordon, Lenny	1973-75
Gordon, Doc	1936-39
Gorham, Kenny	1982-86
Gorman, Millard	1921-23
Goudy, George	1958-59
Green, Michael	2003-05
Greenwell, Toby	1959-62
Grey, Omari	1996-98
Griffin, William	1989-93
Grumberg, Eran	1983-85
Gumbs, Erique	2009-10

### H

Hackey, George	1969-71
Hackman, John	1941-42
Haggerty, Joseph	1930-32
Hairston, Ernest	1996-98
Hairston, Junior	2007-09
Halstead, Harry	1948-49
Hamm, Lawrence	2002-06
Hammond, Alvey	1923-24
Harman, Wayne	1956-57
Harp, DaVonn	1996-98
Harris, Lee	1997-98
Harris, Joe	1931-32
Harron, Jack	1952-53
Harsh, John	1967-68
Hart, Ryan	1950-51
Hartman, Fran	1961-62
Hawes, Alphonso	1997-99
Hawkins, Richard	1963-64
Heidler, Scott	1988-91
Hendricks, Dereck	1981-83
Henry, Wendell	1981-82
Herbert, Tom	1970-71
Hess, David	1940-41
Hibbert, Hakeem	2005-06
Hicks, Greg	1972-74
Hinman, Skip	1958-61
Hittleman, John	1925-26
Hogarth, Jim	1964-67
Holtz, Shaun	1998-2001
Hoover, Dion	1958-59
Horn, Willie	1980-81
Hottes, Jim	1948-51
Hubbard, Jim	1969-71
Huff, Lyman	1928-29
Huff, Parley	1928-29
Hummelfork, Jack	1929-30
Hunt, Bucky	1956-58
Hyle, Tim	1999-001
Insinga, Frank	1962-66
Ireton, John	1946-47

### J

Jackson, Ricky	1982-83
Jackson, Trevan	2003-07
Jacobs, Terrance	1990-92
James, John	1990-94
Jansen, August	1930-32
Jaskulski, Carroll	1969-70
Jay, Joey	1971-73
Jedlicka, Jed	1951-52
Jeffers, Mike	1973-76
Jennings, John	1984-85
Johnson, Carlton	1980-82
Johnson, Larry	1974-78
Johnson, Marty	1986-88
Johnson, Sandy	1957-58
Jones, Donald	1981-84
Jones, Ed	1967-70
Jones, Gus	1973-75
Jones, Kennell	1988-90
Jones, Lloyd	1978-79
Jones, Tommy	1985-88
Jordan, Greg	1975-77

### K

Kannegieter, Ryan	2006-09
Karwacki, Paul	1954-55
Kauffman, Mark	1985-86
Kay, Tom	1982-83
Kearney, Eric	1986-87
Kenah, Peter	1994-98
Kennedy, Phil	1954-56
Kennedy, Mike	1953-57
Keyes, Michael	1993-97
Kimmitt, George	1947-51
King, Dave	1956-59
Kinling, Fred	1970-71
Kipe, Ed	1968-70
Kirby, James	1921-23
Kirk, Roddy	1983-87
Klein, Mike	1966-67
Krabbe, Bob	1950-51
Krueger, Archie	1940-42

### L

Lamb, Melvin	1972-73
Land, Mel	1969-73
Lane, Bob	1950-51
Lastner, Frank	1952-54
Lawler, Charles	1976-79, 80-81
Lawless, Ted	1927-28
Lee, Calvin	2008-10
Lee, Dick	1961-62
Lee, Kurk	1988-90
Leitch, Dick	1955-56
Leonard, Billy	1983-87
Leslie, Donald	1979-83
Lester, Lionel	1971-73
Levin, Sol	1937-38
Lexer, Ryan	1994-98
Lichtfuss, Henry	1954-58
Lightening, Chuck	1988-92
Lipsitz, Morton	1929-30
Little, Baynard	1923-24
Liverman, Joe	1977-79
Livingston, Reese	1952-56
Locke, Burton	1941-42
Locksley, Mike	1991-92
Logan, Ken	1997-98
Lotocki, Chuck	1972-73
Lyles, Mike	1979-80
Lynn, Tom	1969-70
Lynn, Dennis	1966-67

### M

Maczis, Bill	1951-52, 54-56
Mahoney, Tim	1968-69
Mahoney, Bill	1925-26



Manley, Ray	1971-73
Manning, Patrick	1990-94
Manns, Mike	1990-91
Martin, Lee	1925-26
Martin, Dwayne	1987-89
Masemore, Jerry	1956-60
Mason, Andrew	1990-94
Matthews, Brian	1974-78
Mauro, Pete	1998-99
Maxwell, Bryce	1921-22
McAuliffe, Tom	1954-58
McCartney, Jake	2002-03, 04-05
McClinton, Greg	1981-82, 83-86
McGaine, Leo	1980-81
McKinley, Pat	1973-77
McSweeney, Clik	2002-2003
Meehling, Oscar	1931-32
Merritt, Brian	2000-01
Meyers, Walt	1971-74
Miller, Bill	1950-51
Miller, Isaac	1925-26
Miller, Jim	1958-61
Miller, Joe	1979-81
Miller, Mike	1961-62
Miller, Sam	1936-38
Miller, Samuel	1946-48
Mines, Bill	1941-42
Mitchell, Michael	1978-79
Mohler, Gary	1948-50
Monk, Ben	1971-72
Montgomery, Terrance	1986-87
Moody, Quintin	1992-96
Morgan, Orson	1988-89
Morin, Michael	1985-86, 88-90
Morris, Brian	2008-10
Mudd, Dave	1951-52
Muldrow, Walt	1971-72
Muldrow, Ed	1987-89
Mullen, Gary	1984-85
Murphy, Mike	1961-62
Murphy, Greg	1977-78
Myers, Cliff	1973-75
Myles, Paul	1948-50
<b>N</b>	
Nawankwo, Robert	2007-10
Neal, Gary	2005-07
Newton, Jim	1964-67
Newton, Derrick	1996-98
Nicodemus, Jesse	1931-32
Nollert, Bill	1951-52
Norris, Rodney	1975-77
Norris, Dick	1967-69
<b>O</b>	
O'Brien, Pete	1947-48
O'Brien, Robert	1963-64
Odrick, Tony	1980-82
<b>P</b>	
Page, Rica	1981-85
Parker, Mike	1967-69
Pater, Bob	1969-70
Patrick, Al	1961-63
Pearce, Robert	1921-22
Pease, Jonathan	2003-08
Peregoy, Austin	1928-30
Petkunas, Andrius	2002-05
Petrovick, Nick	1946-47
Phillips, Dave	1961-62
Philmore, Isaiah	2009-10
Piersanti, Ralph	1950-51
Pinheiro, Burt	1969-71
Plack, Holden	2003-07
Pleet, Jerome	1941-42
Polk, RaShawn	2009-10
Possinger, Dave	1965-67
Powell, Woody	1968-69
Prassima, August	1946-48

Pratt, Marc	2005-07
Pulse, Richard	1941-42
Purdie, Larry	1971-72
Purnell, Dwayne	1979-81

<b>Q</b>	
Quinn, Danny	2009-10

<b>R</b>	
Raboin, Sean	2004-08
Ragin, Torin	1998-00
Rankin, Carroll	1927-29
Rathbone, Iven	1951-52
Ray, Myron	1990-92
Reaves, Justin	2001-2003
Redman, Tom	1962-64
Reider, Russell	1951-52
Rhenstrom, Charles	1949-50
Rhinehart, Bob	1949-50
Rhodes, Jay	1968-71
Rice, Charles	1952-53
Richardson, Lee	1968-69
Riley, Bob	1964-68
Ritter, Howard	1946-50
Roberts, Dan	1968-69
Robinson, DeRon	1993-96
Rogers, Hobart	1967-68
Rogers, Bob	1963-64
Rosenbaum, Julius	1941-42
Rousse, Mark	1979-81
Rubeling, Al	1931-32
Russell, Harry	1938-40

<b>S</b>	
Saltzman, Mike	1930-32
Sandusky, Gerry	1979-80
Sapp, Pressley	1941-42
Scaggs, Dave	1968-69
Schell, Mike	1969-71
Schilling, Jack	1948-49
Schilling, Edward	1946-47
Schlone, Issac	1940-42
Schneider, Florian	1993-97
Schwergerth, Ed	1952-54
Scott, Barry	1979-80
Seaman, John	1928-30
Seidman, Milton	1931-32
Sharp, Savia	1975-77
Sharpe, Michael	1979-80
Schaub, Mike	1949-52
Sherman, Bucky	1959-60
Shin, Mike	1999-2002
Shock, John	1940-41
Sigler, Lloyd	1966-67
Silbert, Keel	1929-31
Silverthorne, Bill	1960-64
Simmons, Joseph	1921-23
Sitton, Bob	1972-73
Smith, Barry	1957-61
Smith, Charles	1967-68
Smith, Gerald	1946-47
Smith, Jarrel	2008-10
Smith, Jerry	1962-66
Smith, Jimmy	2008-10
Smith, William	1979-80
Smutny, Andy	1953-55
Snyder, Ted	1925-26
Sokolowski, Sam	1937-39
Spalevic, Marian	2000-01
Speer, George	1950-51
Speicher, Tom	1980-84
Spellman, Oswald	1941-42
Spitnas, Jim	1952-54
Spruill, Rodney	2006-08
St. Martin, Art	1963-65
Stack, Dick	1959-60
Stallings, Dick	1961-62
Staymates, Jim	1969-71
Staymates, Archie	1969-71

Steckler, Snicks	1938-39
Sterling, Tom	1967-69
Stewart, Stan	1978-79
Stottlemeyer, Howard	1937-41
Stroh, Warren	1946-50
Sudler, Bill	1977-79
Sussman, Bill	1937-39
Sutton, Sam	2000-02

<b>T</b>	
Tannahill, Ray	1973-76
Tayman, Joe	1953-55
Terry, Christopher	1962-66
Thomas, Owen	1923-24
Thomas, Stevie	1992-96
Thompson, Eric	1978-79
Thompson, Quintin	1940-42
Thornton, Josh	2007-10
Tischer, Joe	1956-57
Tolson, Jerry	1988-89
Trupp, Myer	1930-32
Tubbs, Winston	2003-07
Tucker, Lloyd	1976-80
Turner, Warren	1952-53

<b>V</b>	
Valentine, Craig	1989-93
Van Horn, Bob	1950-51
Van Dyke, Trippe	1962-63
Van Dyke, Roger	1962-64
Vann, Kevin	1977-78
Vavrina, Vernon	1929-31
Venetoulis, Ted	1953-55
Vincent, Lou	1980-82

<b>W</b>	
Walker, Les	1971-73
Walker, Teddy	1973-74
Waller, Lewis	1987-91
Ward, Fred	1927-28
Ware, Bob	1971-72, 73-74
Warner, Stephen	2002-03
Warren, Jeff	1978-79
Warren, Warren	1921-22
Washington, Bobby	1974-78
Watson, Robert	1947-51
Waxman, Phil	1937-39
Weatherspoon, Gerald	1999-2003
Welsh, Bob	1973-74
Wentz, George	1938-39
Werner, Morton	1941-42
Wheeler, Bixler	1941-42
Wheeler, John	1936-38
Wheeler, Josh	1931-32
White, Danny	1998-2000
Wibel, Ed	1966-68
Williams, CC	2006-08
Williams, Kelly	1988-90
Wise, David	1974-75
Wise, Marlin	1996-99
Witherspoon, Larry	1971-74
Wolf, Bernie	1949-50
Woodel, Matt	1941-42
Wright, Robert	1923-24
Wyndon, Ken	1967-68

<b>Y</b>	
Yaffe, Paul	1929-31
Yealy, Ralph	1928-29
Yingling, David	1952-56
Young, Curtis	1974-76
Young, Andy	1966-67

<b>Z</b>	
Zacharko, Daniel	1946-48
Zenou, Guy	1998-99

Thanks to former Tiger basketball players Bill Maczys, '54 and David Yingling, '56 for their assistance in compiling this list.

#### HEAD COACHES

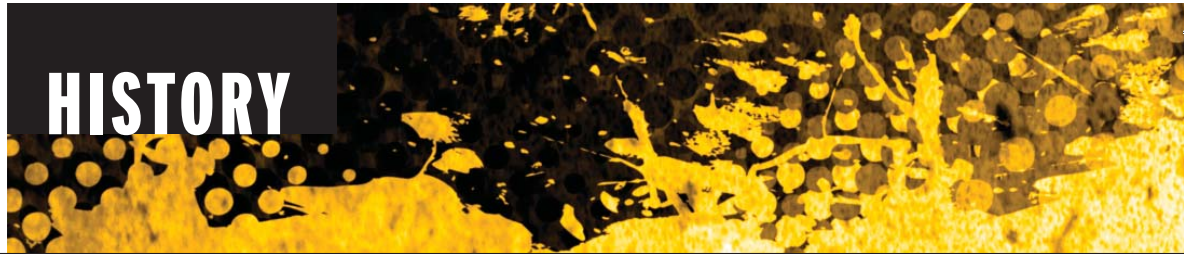
Touchton, Maurice	1921-25
Callowhill, Harold	1925-27
Minnegan, Donald	1927-48
Clark, William	1948-50
Kilian, Earl	1950-63
Sachs, Ross	1963-66
Angotti, Vince	1966-78, 1979-83
Raudabaugh, Mike	1978-79
Truax, Terry	1983-97
Jaskulski, Mike	1997-2001
Hunt, Michael	2001-2004
Kennedy, Pat	2004-10

#### ASSISTANT COACHES

Allen, Julius	1999-2001
Angotti, Vince	1965-66
Baker, Steve	1989-93
Brick, Victor	1978-79
Burrows, Bill	1987-88
Cleary, Bill	2002-2003
Cohen, Phil	2009-10
Dantley, Adrian	1993-96
Degele, Jack	1974-75
Dennis, Pat	1981-82
Dull, Jay	1997-2001
Eck, Jay	2004-08
Edwards, Allen	2009-10
Field, Charlie	1969-71
Franklin, Lamont	2003-04
Gaertner, Bill	1979-80
Ginsburg, Adam	1999-2001
Gordy, Len	1983-85
Hall, Ed	1985-87
Henderson, Roy	1996-97
Hunt, Michael	1988-92
Hutchinson, Josh	2006-07
Jay, Joey	1973-75
Korelis, Jon	2007-09
Lamb, Mike	1976-78
Laur, Chuck	1975-76
Lee, Randy	1997-99
Leonard, Bill	1993-95
Lockhart, Lenny	1979-80
Longabardi, Mike	2002-03
Meil, Jim	1982-97, 2006-10
Miss, Steve	2003-04
Morris, Shaun	2005-09
Nee, Danny	2009-10
Norris, Rod	2004-2006
Norris, Rob	1984-85
Patterson, Bob	1985-86
Peterson, Dan	1983-84
Powell, Woody	1969-74
Presley, Dino	2001-03
Quartlebaum, Fred	1996-97
Raudabaugh, Mike	1975-78
Robertson, Doug	1979-83
Searl, Dan	2001-02
Senderoff, Rob	2001-02
Sheals, Tony	1997-99
Skeeters, Eric	2004-09
Strege, Luke	2003-04
Sutton, Gary	1980-81
Tannahill, Ray	1978-79
Walters, Adrian	1992-93
Whalen, Ryan	2008-09
Winfield, Brian	1995-96



# HISTORY



## 100-Point Games

### 100 POINT GAMES BY TOWSON

vs. Buffalo	122-58	1991-92
vs. Gettysburg	115-70	1988-89
vs. Millersville	114-98	1969-70
vs. Salisbury State	114-70	1976-77
vs. UMBC	113-103	1991-92
vs. Western Maryland	110-94	1967-68
vs. St.Thomas Aquinas	110-89	1976-77
vs. George Mason	110-72	1976-77
vs. Rider	110-92	1988-89
vs. St. Mary's	109-73	1975-76
vs. Salisbury State	109-89	1972-73
vs. Shepherd	108-88	1968-69
vs. York College	108-75	1972-73
vs. St. Francis, Pa.	107-84	1985-86
vs. Albany, Ga.	106-89	1977-78
vs. Long Island Univ.	106-89	1981-82
vs. Drexel	106-72	1988-89
vs. Washington College	105-86	1995-96
vs. West Va. Wesleyan	105-78	1988-89
vs. Loyola	104-69	1988-89
vs. Susquehanna	104-102	1968-69
vs. Shepherd	104-110	1968-69
vs. Frostburg State	104-67	1984-85
vs. Drexel	104-95	1989-90
vs. Western Maryland	103-95	1965-66
vs. Washington College	103-55	1969-70
vs. St. Leo's	103-63	1971-72
vs. Mt. St. Mary's	103-76	1991-92
vs. Gallaudet	102-75	1967-68
vs. Winston-Salem	102-83	1976-77
vs. Gettysburg	102-66	1989-90
vs. Rider	102-74	1989-90
vs. Salisbury State	101-41	1959-60
vs. Gallaudet	101-59	1968-69
vs. Wheeling College	101-89	1973-74
vs. Salisbury State	101-97	1973-74
vs. CW Post	101-72	1976-77
vs. Lehigh	101-77	1988-89
vs. UMBC	100-97	1989-90
vs. Florida Tech	100-62	1971-72


Towson's last 100 point game was on December 16, 1995 at home against Washington College when the Tigers won by a 105-86 margin ... In the 1988-89 season, the Tigers cracked the 100-point barrier six times ... In 1992, the Tigers set the school record for points scored in a single game when they beat Buffalo by 122-58 in the quarter-finals of the East Coast Conference Tournament at UMBC Field House.

### OPPONENT'S 100 POINT GAMES VS. TOWSON

Maryland	73-120	1994-95
Mt. St. Mary's	59-115	1965-66
Oklahoma	73-115	1992-93
Virginia Commonwealth	53-112	2009-10
American	69-110	1959-60
Loyola	80-110	1959-60
Western Maryland	90-110	1964-65
Shepherd	104-110	1968-69
Bluefield	94-110	1978-79
Maryland	71-109	1993-94
Old Dominion	51-107	1958-59
Washington College	76-107	1963-64
American	89-107	1972-73
Louisville	73-106	1998-99
Randolph-Macon	79-106	1973-74
Mt. St. Mary's	61-105	1968-69
Tennessee State	58-105	1979-80
Coastal Carolina	89-105	1993-94
Syracuse	75-105	1989-90
Delaware	63-104	1996-97
Old Dominion	63-104	1966-67
Mt. St. Mary's	76-104	1967-68
UMBC	113-103	1991-92
UNC Wilmington	98-103	2008-09
Old Dominion	71-103	1965-66
Susquehanna	104-102	1968-69
North Carolina	74-102	1988-89
Navy	88-102	1990-91
Connecticut	67-102	1993-94
Drexel	72-102	1996-97
Virginia Commonwealth	75-101	2003-04
West Virginia	86-100	1996-97
Univ. Of Baltimore	96-100	1976-77

The last opponent to score 100 points on the Tigers was VCU in a 112-53 victory over the Tigers in the Seigel Center on January 27, 2010 ... The 59-point margin was the biggest since William & Mary beat the Tigers by 63 points, 94-31, in 1948 ... With 120 points in one game, Maryland set the record for most points scored against the Tigers when the Terrapins beat Towson by 120-73 at Cole Field House in 1994 ... Towson has won just twice when opponents score 100 or more points on the Tigers, beating Susquehanna 104-102 in 1968 and outlasting UMBC 113-103 in 1991.

Lewis Waller was a valuable sixth man for Towson on both of the Tigers' NCAA tournament teams





In the decades following the American Revolution, Americans clamored for free public schooling for their children. Maryland's elected officials and others who valued a literate citizenry also recognized that public school systems would require qualified, dedicated teachers. They pressed for a systematic, reliable means of producing teachers, and in 1865 - the final year of the Civil War - the legislature allocated funds for Maryland's first teacher-training school. On January 15, 1866, the State Normal School opened its rented quarters in Baltimore with a principal, M.A. Newell, 11 students and three faculty ("Normal School" is the English translation for Ecole Normale, the term used by the French teacher-training schools that served as models for U.S. educators). Today, Towson University is an institution of higher learning with a president, Dr. Robert Caret, an enrollment of 21,177 and a faculty numbering over 1,500.



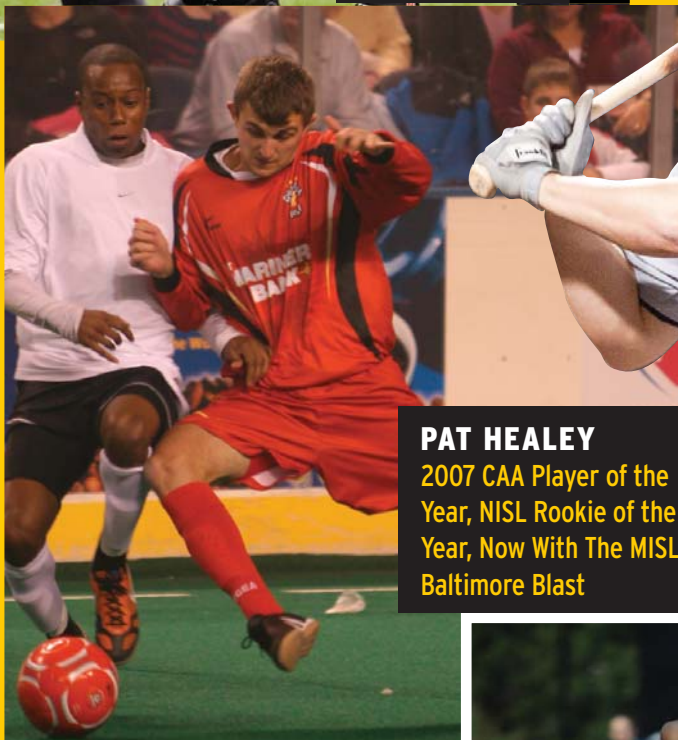
# TIGER PRIDE



**JERON BUSHROD**  
1st Team All-CAA,  
Starting Left Tackle for  
Super Bowl Champion  
New Orleans Saints



**HILLARY FRATZKE**  
All American,  
Two time CAA  
Player of the  
Year



**PAT HEALEY**  
2007 CAA Player of the  
Year, NISL Rookie of the  
Year, Now With The MISL  
Baltimore Blast



**CASPER WELLS**  
2005 CAA  
Player of the  
Year, Now A  
Detroit Tiger

**ASHLEY ADAMS**  
Record Holder, 2010  
CAA Female Track  
Athlete of the Year









**SIX STRAIGHT GYMNASTICS TITLES**



**DANNY COCCHI**

CAA Defensive Player of Year & All MLL Player for the Long Island Lizards



**GARY NEAL**  
1st Team All-CAA, Now A San Antonio Spur



**MEREDITH BUDNER**

Record Holder, All-American, 2009 CAA Female Swimmer of the Year

**DEFENDING CAA GOLF CHAMPS**





# TOWSON UNIVERSITY

## Towson At A Glance

### QUICK FACTS

(latest published information)

#### Address Information:

Mailing: 8000 York Road  
Towson, Maryland 21252-0001 USA  
Main Phone: 410-704-2000  
Admissions Phone: 410-704-2113  
Admissions Toll-free Phone: 1-888-4Towson  
Admissions' Fax: 410-704-3030  
E-mail: admissions@towson.edu  
Website: www.towson.edu

#### Towson Dates:

1866 founded in Baltimore as the  
State Normal School  
1915 moved to Towson  
1935 State Teachers College at Towson  
1963 Towson State College  
1976 Towson State University  
1997 Towson University

#### Colleges:

College of Business and Economics  
College of Education  
College of Fine Arts and Communication  
College of Health Professions  
College of Liberal Arts  
The Jess and Mildred Fisher College of  
Science and Mathematics  
Honors College  
College of Graduate Studies and Research

#### Degree Programs:

63 undergraduate majors  
44 master's programs  
4 doctoral programs

#### Degrees Offered:

Au.D., B.A., B.F.A., B.M., B.S., B.T.P.S., Ed.D., M.A.,  
M.A.T., MBA, M.Ed., M.F.A., M.M., M.S., Sc.D.

#### Popular Undergraduate Programs:

Business Administration, Psychology, Mass  
Communication, Nursing, Elementary Education

#### Popular Graduate Programs:

Reading Education, Human Resource  
Development, Instructional Technology,  
Teaching, Early Childhood Education

#### Academic Profile of the 2010

##### Freshman Class:

Rank In High School Class: 26% were in Top 10%,  
37% were in Top 15% of class  
Average Grade Point Average: 3.5  
SAT Range (combined reading, math  
and writing): 1560-1770  
Percent of Applicants Admitted: 63%



The largest comprehensive university in the Baltimore area, Towson University is nationally recognized for its excellent programs in the arts and sciences, communications, business, health professions, education, fine arts and computer information systems. The university is located in the suburban community of Towson, Maryland, eight miles north of downtown Baltimore. The 328-acre campus is beautifully landscaped. It is a blend of traditional and modern architecture, open space, woods and streams.

### COLLEGE DEANS

The College of Business and Economics  
**SHOHREH KAYNAMA**

The College of Education  
**RAYMOND P. LORION**

The College of Fine Arts and Communication  
**CHRISTOPHER H. SPICER**


The College of Health Professions  
**CHARLOTTE E. EXNER**

The College of Liberal Arts  
**TERRY COONEY**

The Jess and Mildred Fisher College of  
Science and Mathematics (Acting Dean)  
**DAVID VANKO**

The College of Graduate Studies and  
Research (Acting Dean)  
**CHAO LU**

The Honors College (Interim Dean)  
**MICHAEL O'PECKO**





## Administration



**Dr. Robert L. Caret**  
President



**Ms. Dyan Brasington**  
Vice President for Economic and Community Outreach



**Marcia Welsh**  
Provost and Vice President of Academic Affairs



**Dr. Debra Moriarty**  
Vice President for Student Affairs



**Dr. Gary Rubin**  
Vice President for University Advancement



**Mr. James P. Sheehan**  
Vice President for Administration and Finance and Chief Fiscal Officer



**Mr. Mike Waddell**  
Director of Athletics



**Mr. Ted Zaleski**  
Chief of Staff

## BOARD OF VISITORS

### CHAIR

**Mr. Dennis F. Rasmussen**  
President  
The Rasmussen Group

### VICE CHAIR

**Mr. Gregory A. Devou**  
EVP & Chief Marketing Officer  
CareFirst of Maryland, Inc.

**Mr. Frank P. Bramble, Sr.**

**Ms. Phyllis Brotman**  
President  
Image Dynamics Inc.

**Mr. Raymond J. Brusca '80**  
Vice President of Benefits  
The Black & Decker Corporation

**Mr. Stephen A. Burch.**

**Ms. Myrna E. Cardin '65**

**Mr. P. Douglas Dollenberg**  
Nottingham Properties, Inc.

**Ms. Barbara Dreyer '76**  
President  
Connections Academy, Inc.

**Mr. John B. Ferber '96**  
Founder & CEO  
Vandelay Industries

**Ms. Susan J. Ganz**  
Chief Executive Officer  
Lion Brothers Company, Inc.

**Mr. Gary T. Gill '74**  
President & CEO  
MacKenzie Comm. Real Estate Services, LLC

**Dr. Nancy Grasmick '61**  
State Superintendent of Schools  
Maryland State Department of Education

**Mr. Edwin Hale, Sr.**  
Chairman of the Board  
1st Mariner Bank

**Mr. Dennis B. Mather '72**

**Mr. Daniel McCarthy '75 '83**  
Bluestone Restaurant Owner

**Mr. Fred F. Mirmiran**  
President & CEO  
Johnson, Mirmiran and Thompson

**Mr. Kenneth V. Moreland, CPA '78**

Chief Financial Officer  
T. Rowe Price Associates, Inc.

**Mr. James P. O'Connor**  
General Manager  
O'Connor Enterprises

**Ms. Nancy Palmer '79**  
General Manager  
Caves Valley Country Club

**Mr. Steve Peck**  
President & CEO  
Axon Americas

**Mr. Sherman L. Ragland, II '84**  
President & CEO  
Tradewinds International

**Mr. John B. Schuerholz '62**  
Executive VP & General Manager  
Atlanta Braves

**Ms. Molly Shock '75**

**Mr. Francis S. Soistman, Jr. '79**  
Executive Vice President  
Coventry Health Care

**Mr. Glenn Stearns '87**  
Chief Executive Officer  
Stearns Lending, Inc.

**Mr. Joseph C. Tischer '59**  
President  
Tischer Surety, Inc.

**Mr. W. Daniel White**  
Executive Vice President  
The Whiting-Turner Contracting Company

**Ms. Marcia Zercoe '82**

**HONORARY MEMBER:**  
The Honorable  
William Donald Schaefer

**FACULTY REPRESENTATIVE:**  
Dr. Timothy Sullivan  
Chair, University Senate & Associate Professor of Economics

**ALUMNI ASSOCIATION REPRESENTATIVE:**  
Mr. Lou Dollenger '74

**STUDENT REPRESENTATIVE:**  
Ms. Nicole Kazanecki  
SGA President

### Demographic Profile:

Students come from 47 states and 100 countries  
70% in state  
30% out of state  
11.4% African American  
3.7% Asian  
2.3% Hispanic

**Total Enrollment: (Fall 2009)**  
21,177

**Undergraduate Enrollment: (Fall 2009)**  
Full-time: 15,281  
Part-time: 1,867

**Graduate Enrollment (Fall 2009)**  
4,029

### Faculty: (Fall 2009)

Full-time: 822  
Part-time: 723

More than 74 percent of Towson University's full-time, permanent faculty members have earned the highest degree of academic preparation expected for their fields of specialization.

### Student-Faculty Ratio: 17:1

(More than 77% of classes enroll 25 or fewer students)

### Other Staff:

Full-time: 1,239  
Part-time: 232

### Physical Plant:

328-acre campus

44 structures including 24 academic/support buildings, 15 on-campus residence halls where approximately 4,500 students reside, 2 dining halls, 3 parking garages

### 2010-11 Annual Tuition, Fees, and Room and Board \*\*

In state: \$7,656

Out-of-state: \$19,114

Average annual room and board: \$9,614

\*\* *The university reserves the right to make changes in tuition, fees and other charges at any time such changes are deemed necessary by the university and the University System of Maryland Board of Regents.*

### Financial Aid Recipients:

8,133 undergraduate students

582 graduate students

### Albert S. Cook Library:

579,824 volumes

1,240 journal titles (owned in print format)

4,367 journal titles (owned in electronic format)

55,674 journals (print and electronic) accessible to our students, faculty and staff

9,432 films and videos

8,189 sound recordings



# TOWSON UNIVERSITY



## Discover Towson—The University

Towson University, located in the heart of Towson, Md., welcomes more than 800,000 to campus each year to participate in the university's many educational, scholarly, cultural, recreational and athletic activities.

Founded in 1866, Towson University is recognized today as one of the finest regional public universities in the North, offering more than 90 undergraduate and graduate degree programs in the liberal arts and sciences, and applied professional fields.

### CAMPUS LIFE

Campus life includes activities and organizations to meet every interest – athletic, cultural, political, community service, Greek life, recreational sports, religious and more. TU sponsors hundreds of concerts, theater and dance productions, films, workshops, demonstrations, art exhibits and lectures each year.

### THE ADMISSIONS PROCESS

Students seeking freshman admission to Towson University for the fall should apply during the first semester of their senior year in high school. Admission is competitive, based on the applicant pool and available space in the freshman class. Priority admission is based on high school performance in grades 9–11 as demonstrated by a student's grade point average. Strength and rigor of the curricula are considered. Performance on the SAT I or ACT is also evaluated, including the writing portion. Students seeking admission may apply as early as October 1. Applications for the spring semester for freshmen are due by December 1 and for the fall by February 15. The deadline for priority consideration for fall admission and academic scholarships is December 1. Applications for Honors College are due February 15. Deadline for spring transfers is November 15.

### MAKE YOURSELF AT HOME

At Towson, there are 4,500 students (78% of the freshman class) who choose to live near the academic, social, athletic and cultural events that take place on campus everyday. TU has many traditions that are geared toward student involvement, including Homecoming, Family Weekend, concerts, football games, the HRL Carnival and Tigerfest. Living options at Towson include high-rise towers, apartment complexes and two and three-story traditional buildings. Rooms feature carpeted floors, window treatments, cable TV, Internet access, local telephone service, and a combination microwave and refrigerator, along with appropriate furniture for each resident.

### ATTRACTIONS


Towson is a college town, conveniently located near the cultural, recreational and entertainment attractions of Baltimore and Washington, D.C. Fells Point, a popular night spot for Towson students, is listed in the National Register and contains 18th and 19th century residential, commercial and light industrial buildings on Baltimore's harbor. Oriole Park at Camden Yards, home of the Orioles since 1992, is located in the heart of the Inner Harbor and is easily accessible from the light rail, mass transit buses and Amtrak trains. In addition, the Babe Ruth Museum is a haven for every baseball enthusiast. The Baltimore Ravens, Super Bowl XXXV champions, play at M&T Bank Stadium, one of the most modern facilities in the NFL. Adjacent to Oriole Park, the two facilities are among the premier athletic stadiums in the country.





## THE CHESAPEAKE BAY- A NATIONAL TREASURE

The largest estuary in North America, the Chesapeake Bay is truly a boaters' paradise and provides a way of life for thousands of Maryland watermen. The word Chesapeake means "great shellfish bay" and is derived from the language of Algonquin Indians, who settled here long before the British. Home of the world-famous blue crab and Chesapeake Bay oysters, it has provided a source of livelihood for the people who have inhabited the region for centuries. The area contains a multitude of restaurants along the water that specialize in preparing steamed crabs and raw oysters in season. Marylanders, especially those who live on and frequent its shores, have developed an international reputation for crab cakes, the basic staple of the seafood cuisine featured on many Maryland menus. The culture of the people who have fished the bay's waters and the design of their vessels over the years is unique to the bay and very much a part of its overall charm.



## TOWSON UNIVERSITY TIMELINE

<b>1866 -</b> Maryland State Normal School opens at 24 North Paca St. in Baltimore with 11 students and four faculty.	<b>1876 -</b> Maryland State Normal School moves to Lafayette and Carrollton avenues.	<b>1915 -</b> Maryland State Normal School opens at 70-acre Towson campus.	<b>1935 -</b> Four-year bachelor's degree introduced at newly named State Teachers College at Towson.	<b>1946 -</b> Arts and Sciences program begins as a two-year transfer program.	<b>1958 -</b> Towson's newly created Graduate School offers Master's in Education.	<b>1963 -</b> Towson State Teachers College changes its name to Towson State College.	<b>1969 -</b> Albert S. Cook Library opens.	<b>1973 -</b> Center for the Arts opens with concert hall and theater.	<b>1976 -</b> Towson State College becomes Towson State University.	<b>1988 -</b> Towson State University joins the 11-campus University System of Maryland.	<b>1997 -</b> Towson State University becomes Towson University.	<b>2001 -</b> First applied doctoral programs begin in audiology and occupational science; TU joins Colonial Athletic Association.
--	--	---	--	---	---	--	--	---	--	---	---	---



# TOWSON UNIVERSITY

## Discover Towson—The University

### OPPORTUNITIES

Downtown Towson is the place to check out the latest films at the theater, go shopping at the huge Towson Town Center mall, grab some food with your friends, and enjoy the nightlife at local hot spots and music venues. Everything is within walking distance of the university. Towson tree-lined neighborhoods offer a variety of housing options – from apartments to condominiums to private homes.

Some of the top medical facilities on the East Coast, including the Greater Baltimore Medical Center, St. Joseph Medical Center and the Sheppard Pratt Health System, are located in Towson. Towson University students partner with education, business and healthcare groups throughout the region.

In downtown Baltimore there's the Inner Harbor and many neighborhoods all with their own eating and entertainment options. Other draws to Baltimore are The Convention Center, the Baltimore City Life Museums, the Maryland Historical Society, Edgar Allen Poe House and Museum, the Shot Tower, the Holocaust Museum, the Walters Art Museum, the Meyerhoff (home to the Baltimore Symphony Orchestra), the Lyric Opera House, Lexington Market, Little Italy and the USS Constellation. Baltimore boasts several professional sports franchises including the Orioles, Ravens and Blast.

### SATELLITE CAMPUSES

Education at Towson University is not limited to course offerings on the Towson campus. Towson's educational experience branches out to satellite campuses throughout Maryland. Undergraduate and graduate programs and courses are available at the following campuses and centers.

- Towson University in Harford County
- Hagerstown Center
- Southern Maryland Higher Education Center
- The Universities at Shady Grove
- College of Southern Maryland / Waldorf Center





#### **DID YOU KNOW?**

- Towson University, the second-largest public university in Maryland, is a member of the University System of Maryland, the nation's 12th-largest public university system.
- U.S. News & World Report ranked Towson University in the top 10 among the best public Master's institutions in the North in its 2009 America's Best Colleges guide.
- Kiplinger's Personal Finance magazine named Towson University one of the top 100 best values in public colleges for the 2008-2009 academic year.
- Towson University's campus has become a major regional conference destination, playing host each year to approximately 800,000 visitors and 10,000 meetings, conferences and special events.
- Towson University is Maryland's largest producer of teachers.
- Seventy-one percent of the classes offered at Towson enroll fewer than 29 students.
- Towson's gerontology program is one of only 100 undergraduate programs offered in the United States.
- A favorite on the FM dial, Towson University's WTMD Radio (89.7) boasts one of the largest listening audiences of any public radio station in Maryland.
- Towson University was the first in the region to provide free campus wi-fi access to its students, faculty and staff members.
- More than five percent of the total electricity used at Towson University comes from renewable resources. Ten percent of Towson University's solid waste is incinerated and used to produce electricity for use on campus.
- Towson University has been named one of the "Best Places to Work in Baltimore" by the Baltimore Business Journal for 3 years in a row.





# TOWSON UNIVERSITY

## Getting to Towson University

Just 15 minutes from the nationally acclaimed Inner Harbor and five minutes from the picturesque Maryland countryside, Towson University is located in the northern suburbs of Baltimore City. Towson is the county seat for Baltimore County. As a result, all interstate routes intersecting the Baltimore Beltway (I-695) are signed indicating an easterly or westerly direction to Towson.

The 328-acre campus is within reasonable driving distances from major East Coast cities, including approximately six hours by car (330

miles) from Upstate New York, four hours (190 miles) from New York City, two hours (90 miles) from Philadelphia, 45 minutes (40 miles) from Washington, D.C., and 30 minutes from Annapolis, our state capital. The Baltimore-Washington International Thurgood Marshall (BWI) Airport is 40 minutes (non-rush hour) from campus. It handles air traffic from all major carriers. An airport shuttle runs between the Towson Sheraton and BWI. Train service is available via Amtrak in and out of Baltimore's Penn Station for commuter and long haul travel.

### DIRECTIONS

#### FROM WASHINGTON, D.C., RICHMOND

Proceed on I-95 North to the Baltimore Beltway, I-695. Exit left on to I-695 toward Towson to Charles Street (Exit 25) south. Proceed 1.7 miles. Turn left on Towsontown Boulevard and proceed to the first stoplight on Osler Drive proceed one-half mile to Auburn Drive. Take a right onto Auburn. The Towson Center is just over the hill on the right and Johnny Unitas Stadium and the Fieldhouse is on left.

#### FROM UPSTATE NEW YORK AND EASTERN PENNSYLVANIA

Follow I-81 South until it intersects with I-83 in Harrisburg, Pa. Follow I-83 South to the Baltimore Beltway, I-695. Take the I-695 Towson ramp, staying in the right lane to exit immediately onto Charles Street. Bearing right off the ramp, follow Charles Street south for 1.7 miles to Towsontown Boulevard. Follow directions from Towsontown Boulevard.

#### FROM NEW YORK CITY, NEW JERSEY, PHILADELPHIA AND DELAWARE

Follow I-95 South to the Baltimore Beltway, I-695 West (extreme right lane as you approach I-695). Follow I-695 towards Towson to Exit 25 Charles Street. At the end of the ramp at the stop sign, turn left and then make another left at the roundabout onto Charles Street. Follow Charles Street south for 1.7 miles to Towsontown Boulevard. Turn left at the traffic signal. Follow directions from Towsontown Boulevard.

#### FROM PITTSBURGH AND WESTERN PENNSYLVANIA

Follow Interstate 70 East past Hagerstown and Frederick. I-70 deadends at the Baltimore Beltway I-695. Left exit on to I-695 to Towson. Proceed on I-695 to Charles Street (Exit 25 off I-695). Bear right off the ramp on to Charles Street. Follow Charles Street south for 1.7 miles to Towsontown Boulevard. Follow directions from Towsontown Boulevard.

#### FROM BALTIMORE PENN STATION

Proceed north on Charles Street for 5 miles. Turn right on Towsontown Boulevard. Follow directions from Towsontown. ([www.amtrak.com](http://www.amtrak.com)).

#### FROM BWI/THURGOOD MARSHALL AIRPORT

Exit the airport via I-195. Follow the signs for the Baltimore Beltway, I-695 to Towson. Proceed on I-695 to Charles Street (Exit 25 off I-695). Bear right off the ramp on to Charles Street. Follow Charles Street south for 1.7 miles to Towsontown Boulevard. Follow directions from Towsontown Boulevard ([www.bwiairport.com](http://www.bwiairport.com)).

### DINING SUGGESTIONS ...

#### On Campus:

The University Club at Towson University  
Marriott Conference Hotel  
[www.burkshireremariott.com](http://www.burkshireremariott.com)  
10 West Burke Ave.  
1-800-435-5986

#### Bill Bateman's Bistro

[www.billbateman.com](http://www.billbateman.com)  
([towsonbistro@comcast.net](mailto:towsonbistro@comcast.net))  
7800 York Road  
410-296-2737

#### Other Area Suggestions:

Glory Days Grill (8 minutes)  
[www.glorydaysgrill.com](http://www.glorydaysgrill.com)  
[towson@glorydaysgrill.com](mailto:towson@glorydaysgrill.com)  
Joppa Road & LaSalle, Towson  
443-901-0270

#### The Greene Turtle (5 minutes)

[www.greenturtle.com](http://www.greenturtle.com)  
[gttowson@thegreenturtle.com](mailto:gttowson@thegreenturtle.com)  
408 York Road, Towson  
410-825-3980

#### Qdoba Mexican Grill (8 minutes)

[www.qdoba.com](http://www.qdoba.com)  
([qmex4@verizon.net](mailto:qmex4@verizon.net))  
2157A York Road, Timonium  
410-252-4424

#### Seasons Pizza (5 minutes)

[www.seasonspizza.com](http://www.seasonspizza.com)  
40 York Rd  
Towson, MD 21204  
410-321-8707

### WHERE TO STAY ...

#### On Campus:

Towson University Marriott  
Conference Hotel  
[www.burkshireremariott.com](http://www.burkshireremariott.com)  
10 West Burke Avenue  
Towson, Maryland 21252  
1-800-435-5986

#### Other Area Hotels:

Sheraton Baltimore North (8 minutes)  
[sheratonbaltimorenorth.com](http://sheratonbaltimorenorth.com)  
[info@sheratonbaltimorenorth.com](mailto:info@sheratonbaltimorenorth.com)  
903 Dulaney Valley Road  
Towson, Maryland 21204  
410-321-7400

#### Crowne Plaza- Timonium (10 minutes)

[www.ichotelsgroup.com](http://www.ichotelsgroup.com)  
2004 Greenspring Dr.  
Timonium, Maryland  
410-252-7372

#### Red Roof Inn (Special rate for Towson guests; 5 minutes)

[www.redroof.com/reservations](http://www.redroof.com/reservations)  
111 West Timonium Road  
Timonium, Maryland 21093  
410-666-0380

#### Hilton Pikesville (15 minutes)

[www.hilton.com](http://www.hilton.com)  
1726 Reisterstown Road  
Pikesville, Maryland 21208  
410-653-1100

#### Towson Place Hotel & Suites (5 minutes)

Newly Renovated; Special Towson  
Univeristy Rates  
[www.towsoninn.com](http://www.towsoninn.com)  
1100 Cromwell Bridge Road  
Towson, Maryland 21286  
410-823-4410  
Fax: 410-296-6618







# TOWSON UNIVERSITY

## Directory (410) Area Code

### MEN'S SPORTS COACHES

**Baseball:** Mike Gottlieb . . . . .704-3775  
**Basketball:** Pat Kennedy . . . . .704-3173  
**Football:** Rob Ambrose . . . . .704-3155  
**Lacrosse:** Tony Seaman . . . . .704-4698  
**Soccer:** Frank Olszewski . . . . .704-3260

### WOMEN'S SPORTS COACHES

**Basketball:** Joe Mathews . . . . .704-3153  
**Cross Country:** Roger Erricker . . .704-3972  
**Field Hockey:** Michelle Webber . . .704-3159  
**Gymnastics:** Vicki Chlischczyk . . .704-3895  
**Indoor Track:** Roger Erricker . . .704-3972  
**Lacrosse:** Sonia LaMonica . . . . .704-3572  
**Outdoor Track:** Roger Erricker . . .704-3972  
**Softball:** Lisa Costello . . . . .704-3164  
**Soccer:** Greg Paynter . . . . .704-3165  
**Tennis:** Doug Neagle . . . . .704-6399  
**Volleyball:** Bruce Atkinson . . . . .704-4028

### COMBINED SPORTS COACHES

**Golf:** Brian Yaniger . . . . .704-3578  
**Swimming:** Pat Mead . . . . .704-3577

### ADMINISTRATIVE STAFF

**Director of Athletics:**  
 Mike Waddell . . . . .704-3936  
**Executive Administrative Assistant:**  
 Mary Perry . . . . .704-4175  
**Administrative Assistant (Auburn House):**  
 Carolyn Carter . . . . .704-2754

### FAX NUMBERS

Athletics Director . . . . .704-3002  
 Athletics Business Office . . . . .704-3009  
 Compliance . . . . .704-4322  
 Coaches (Towson Center) . . . . .704-3748  
 Coaches (Fieldhouse) . . . . .704-2898  
 Coaches (Burdick Hall) . . . . .704-5544  
 Media Relations . . . . .704-3861  
 Marketing/Promotions . . . . .704-3861  
 Sports Medicine (Fieldhouse) . . . . .704-2727  
 Sports Medicine (Towson Center) . .704-4386

**Administrative Assistant (M&W Basketball):**  
 Carolyn Hund . . . . .704-6391  
**Administrative Assistant (Field House):**  
 Susan Becker . . . . .704-3970  
**Administrative Assistant (Towson Center):**  
 Debbie Cumberland . . . . .704-4709  
**Administrative Assistant (External Affairs):**  
 TBA . . . . .704-2962  
**NCAA Faculty Representative:**  
 Dr. Gail Gasparich . . . . .704-4515  
**Intercollegiate Athletic Committee Chair:**  
 Dr. Terry Berkeley . . . . .704-2564

### INTERNAL OPERATIONS

**Senior Associate Director of Athletics:**  
 Nance Reed . . . . .704-4177  
**Assistant Athletics Director (Business):**  
 Tim Knavel . . . . .704-3287  
**Assistant Athletics Director (Facilities):**  
 Mark Temmel . . . . .704-4176  
**Assistant Business Manager:**  
 Ashley Mould . . . . .704-3840  
**Account Clerk:**  
 Patricia Filipiak . . . . .704-3978  
**Coordinator of Team Support Services:**  
 Jenn Judy . . . . .704-2745  
**Equipment Manager (Towson Center):**  
 Dion Harris . . . . .704-2732  
**Assistant Equipment Manager (Field House):**  
 Phil Junis . . . . .704-5505  
**Video Coordinator:**  
 Greg Rex . . . . .704-2712  
**Ticket Manager:**  
 Joanne Forrester . . . . .704-2244  
**Assistant Manager, Facilities:**  
 Steve Zamagias . . . . .704-5498  
**Assistant Manager, Facilities:**  
 Tom Mandato . . . . .704-5499  
**Sports Turf Technician**  
 Shawn Mahonski . . . . .704-2197  
**Lead Groundskeeper:**  
 TBA . . . . .704-5506  
**Groundskeeper:**  
 Marcos Alvarado . . . . .704-5506

### STUDENT SERVICES

**Associate Director of Athletics:**  
 Margie Tversky . . . . .704-3285  
**Assistant Athletics Director (Compliance):**  
 Lindsey McDonnell . . . . .704-3573  
**Assistant Athletics Director (Academic Services):**  
 Bobbi Madison . . . . .704-2658  
**Athletics Academic Services Coordinator:**  
 Michele O'Connor . . . . .704-3171  
**Academic Advisor:**  
 Michael Harris . . . . .704-4355  
**Academic Advisor:**  
 Erin Mandahl . . . . .704-3319

**Academic Advisor:**  
 Geoff Gordon . . . . .704-2403  
**Compliance Assistant Director:**  
 Porscha Tidwell . . . . .704-4668  
**Director of Strength and Conditioning:**  
 Jesse Judy . . . . .704-4667

### ATHLETIC TRAINING

**Head Athletics Trainer:**  
 TBA . . . . .704-3606  
**Assistant Athletic Trainers:**  
 Ryan Krach . . . . .704-5501  
 Chris Martin . . . . .704-5502  
 Courtney Blair . . . . .704-5503  
 TBA . . . . .704-3438  
 TBA . . . . .704-5406  
 Lacy Hatfield . . . . .704-2890  
**Team Physician:**  
 Dr. Terri McCambridge . . . . .704-2075  
**Team Orthopedist:**  
 Dr. Scott Tarantino . . . . .704-2075

### EXTERNAL AFFAIRS

**Senior Associate Director of Athletics:**  
 Tom Brush . . . . .704-2710  
**Assistant Athletics Director (Media Relations):**  
 Peter Schlehr . . . . .704-2232  
**Assistant Athletics Director (Development):**  
 Greg LaCour . . . . .704-5564  
**Assistant Athletics Director (Marketing):**  
 John Latteri . . . . .704-3571  
**Assistant Athletics Director (Corporate Sales):**  
 Marge Steele . . . . .704-5084  
**Athletics Development Assistant:**  
 Shannon Witzel . . . . .704-3284  
**Marketing/Game Day Activities:**  
 Mark Forster . . . . .704-5497  
 Mike Kochczynski . . . . .704-4366  
**Marketing/Corporate Sales:**  
 Brad Tarr . . . . .704-5184  
**Group Tickets and Corporate Sales Coordinator:**  
 Tim Kaiser . . . . .704-3156  
**Website/Broadcast Specialist:**  
 Tom Judd . . . . .704-6270  
**Athletics Media Relations Associate Director:**  
 Dan O'Connell . . . . .704-3102  
**Athletics Media Relations Assistant Director:**  
 Eric Rhew . . . . .704-6258  
**Athletics Media Relations Assistant Director:**  
 Megan O'Brien . . . . .704-4972  
**Media Relations Photographers:**  
 Kanji Takeno . . . . .704-2561  
 Desiree Stover . . . . .704-3993  
 Scott Thornton . . . . .704-2232  
**Associate Director of Bands:**  
 John Miliauskas . . . . .704-2765  
**Cheerleading Coordinator:**  
 Edy Pratt . . . . .704-6257



**Tom Brush**  
Senior Associate  
Athletics Director



**Nance Reed**  
Senior Associate  
Athletics Director



**Margie Tversky**  
Assoc. Athletics Dir.  
Student Services



**Tim Knavel**  
Assistant Athletics Dir./  
Business Services



**Greg LaCour**  
Assistant Athletics  
Director, Development



**John Latteri**  
Assistant Athletics  
Director, Marketing



**Bobbi Madison**  
Assistant Athletic Director  
of Academic Services



**Lindsey McDonnell**  
Assistant Athletics  
Director/Compliance



**Peter Schlehr**  
Assistant Athletics Dir./  
Media Relations



**Marge Steele**  
Assistant Athletics  
Director, Corporate Sales Facilities Management



**Mark Temmel**  
Assistant Athletics Dir./  
Admin. Assistant



**Susan Becker**  
Admin. Assistant



**Terry Berkeley**  
Intercollegiate Athletics  
Committee, Chair



**Courtney Blair**  
Assistant Athletic  
Trainer



**Carolyn Carter**  
Administrative  
Assistant



**Debbie Cumberland**  
Administrative Assistant



**Patricia Filipiak**  
Account Clerk



**Joanne Forrester**  
Ticket Manager



**Mark Forster**  
Marketing Assistant  
Representative



**Gail Gasparich**  
NCAA Faculty



**Geoff Gordon**  
Academic Advisor



**Dion Harris**  
Equipment Manager



**Michael Harris**  
Academic Advisor



**Lacy Hatfield**  
Assistant Athletic  
Trainer



**Carolyn Hund**  
Administrative Assistant  
Basketball



**Tom Judd**  
Multimedia  
Coordinator



**Jesse Judy**  
Strength  
and Conditioning



**Jennifer Judy**  
Team Support Services  
Coordinator



**Phil Junis**  
Assistant Equipment  
Manager



**Shawn Mahonski**  
Sports Turf  
Technician



**Erin Mandahl**  
Academic Counselor



**Tom Mandato**  
Facility and Event  
Assistant Manager



**Chris Martin**  
Assistant Athletic  
Trainer



**John Miliuskas**  
Associate Director  
of Bands



**Ashley Mould**  
Assistant Business  
Manager



**Megan O'Brien**  
Asst. Athletic Media  
Relations Director



**Dan O'Connell**  
Associate Media  
Relations Director



**Michele O'Connor**  
Athletics Academic  
Support Coordinator



**Mary Perry**  
Executive  
Admin. Assistant



**Jeremy Pick**  
Assistant Strength  
Coach



**Greg Rex**  
Video Coordinator



**Eric Rhow**  
Asst. Athletic Media  
Relations Director



**Brad Tarr**  
Marketing/Corporate  
Sales



**Porscha Tidwell**  
Compliance Assistant  
Director



**Shannon Witzel**  
Development  
Assistant



**Steve Zamagias**  
Facility and Event  
Assistant Manager



# TOWSON UNIVERSITY

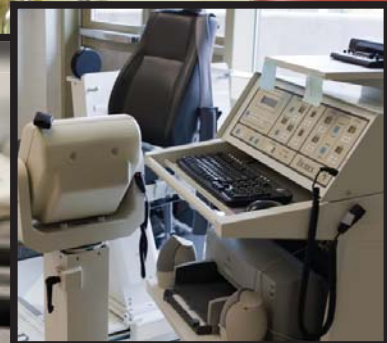
## Sports Medicine

Providing quality health care for the men and women participating in intercollegiate athletics at Towson is the Sports Medicine area's highest priority. An exceptionally qualified staff consisting of six full-time, nationally certified athletic trainers possessing post-graduate degrees, more than 40 athletic training students, a primary care physician/physician director and a team orthopedist who work together to provide a broad range of sports medicine services to every student-athlete.

Towson's Athletic Training Education Program was the first accredited program in the state, is one of only two universities in Maryland to offer this program and is the only one working with Division I student-athletes.

Towson athletes are serviced from two venues: the Field House and the Towson Center Arena. Opened in 2003, the Field House's Ford-Vetter Sports Medicine Facility, located on the first floor, is equipped with diverse types of therapeutic modalities that provide significant flexibility in the care, treatment and rehabilitation of the Tigers.

The Towson Center Sports Medicine facility is located on the 100 level of the Towson Center. This athletic training room offers standard whirlpools, numerous treatment and evaluation tables and ample rehabilitation tools.





## Strength and Conditioning

The Tiger Training Hall is located on the first floor of the Towson Center and fully equipped to meet the demands of each athlete, no matter what the sport.

Over 20,000 pounds of weight, two full sets of dumbbells ranging from 5 to 150 pounds, 10 lifting platforms and 10 power racks provide each group of athletes with the opportunity to develop a foundation of strength with compound, multi-joint exercises. A full complement of Hammer Strength machines, along with reverse hyper, glutei/ham benches, polymeric boxes, and two sets of medicine balls round out the room.

Jesse Judy is the Director of Towson's Strength and Conditioning. He is assisted by Jeremy Pick. The coaches collaborate in training each of the 20 Tiger athletic programs.





# TOWSON UNIVERSITY

## Academic Support

Towson University's Athletic Academic Support unit provides leadership, supervision, monitoring, counseling, tutors and other services to student-athletes. It facilitates, coordinates and expedites all academic matters within the department and university, and it maintains the highest standards of integrity, accountability and loyalty at all times.

Its primary goals are:

- To support the efforts of every student-athlete who is in pursuit of a degree at Towson.
- To provide assistance in the S-A's development of values, emphasizing the qualities of leadership.
- To enhance the S-A's interpersonal relationships and communication skills.
- To facilitate the S-A's fulfillment of career and life goals.
- To safeguard Towson's academic integrity by insuring compliance with all rules of the NCAA, conferences and the University.

### ATHLETIC ACADEMIC ADVISORS

To best serve the student-athletes, the Athletic Academic Advisors provide the following support services:

- Offer effective academic advising and up-to-date campus information to S-A's; conduct individual advising appointments with S-A's who have concerns about his/her choices, degree progress, grades and any other aspect of the education that might impede success toward graduation or jeopardize NCAA eligibility.
- The advisors pay particular attention to the "at-risk" S-A's that have not yet decided on a major course of study.
- Schedule regular meetings to monitor academic progress.
- Encourage S-A's to utilize all the academic support services provided by the unit including study hall, tutorial program and individual meetings with athletic academic advisors.
- Participate in Freshman Orientation and assistance with registration.
- Encourage S-A's to take advantage of support services offered on campus, including but not limited to, Academic Achievement Center, Writing Center, Counseling Center, Disability Resource Center, SAGE and Career Services.
- Participate in official recruiting visits for all sports.

### TIGER ADVISORS-ACADEMIC SERVICES FOR STUDENT-ATHLETES

**Bobbi Madison** – Director (bmadison@towson.edu) Men's Lacrosse, Volleyball, Field Hockey

**Michele O'Connor** – Coordinator (moconnor@towson.edu) Gymnastics, Cross Country, Track & Field, Swimming & Diving, Tennis, Men's Soccer

**Erin Mandahl** – Advisor (emandahl@towson.edu) Women's Basketball, Women's Lacrosse

**Michael Harris** – Advisor (mharris@towson.edu) Football

**Geoff Gordon** – Advisor (wgordon@towson.edu) Baseball, Men's Basketball, Softball, Golf, Women's Soccer

**"One of the reasons I like working at Towson University is because of the genuine concern for the academic success of the student-athlete. The quick growth of the athletic academic unit is proof of the commitment from the Administration. The Athletic Academic Advisors focus on academic advising, time management and organization skills, as well as providing a quiet study hall and tutoring atmosphere. The entire academic staff is committed to helping the student-athletes adjust to college and be successful in life."**

**- BOBBI MADISON**

Director of Academic Support Services for Student-Athletes  
Towson University



# 2010-11 TIGER BASKETBALL



**1** **Isaiah Philmore**  
SOPHOMORE • FORWARD



**3** **Josh Brown**  
SENIOR • GUARD




**4** **Braxton Dupree**  
JUNIOR • FORWARD



**5** **RaShawn Polk**  
JUNIOR • GUARD



**11** **Dre Conner**  
FRESHMAN • GUARD



**12** **Erique Gumbs**  
FRESHMAN • FORWARD



**15** **Cephas Oglesby**  
JUNIOR • GUARD



**20** **Brian Morris**  
GRAD STUDENT • GUARD



**22** **Alex Giergen**  
FRESHMAN • FORWARD



**24** **Troy Franklin**  
JUNIOR • GUARD



**25** **Robert Nwankwo**  
SENIOR • FORWARD



**30** **Danny Quinn**  
SENIOR • FORWARD



**32** **Milton Geddes**  
FRESHMAN • FORWARD



**44** **Jamel Flash**  
FRESHMAN • FORWARD



**Pat Kennedy**  
HEAD COACH



## 2010-11 Tiger Basketball Schedule

### November

12	AT MIAMI OF OHIO	6:00
16	<b>COPPIN STATE</b>	7:30
20	AT BUFFALO	7:00
24	<b>NAVY</b>	7:00

### December

1	<b>WESTERN MICHIGAN</b>	7:00
4	AT HOFSTRA *	4:00
8	AT GEORGE WASHINGTON	7:00
11	AT UMBC	7:00
20	AT HAMPTON	7:00
22	<b>PRINCETON</b>	4:00
29	AT LA SALLE	7:00

### January

3	<b>OLD DOMINION *</b>	7:00
5	AT JAMES MADISON *	7:00
8	AT GEORGIA STATE *	6:00
12	<b>HOFSTRA *</b>	7:00
15	<b>DELAWARE *</b>	4:00
19	<b>WILLIAM &amp; MARY *</b>	7:00
22	AT UNC WILMINGTON *	9:00
24	<b>VIRGINIA COMMONWEALTH *</b>	7:00
26	AT GEORGE MASON *	7:00
29	AT OLD DOMINION *	5:00

### February

2	AT DREXEL *	7:00
5	<b>GEORGIA STATE *</b>	4:00
9	AT NORTHEASTERN *	7:00
12	<b>UNC WILMINGTON *</b>	2:00
15	<b>JAMES MADISON *</b>	7:00
18-20	<b>BRACKETBUSTER</b>	TBA
23	AT DELAWARE *	7:00
26	<b>DREXEL *</b>	4:00

\* - Colonial Athletic Association game

Home games listed in **BOLD CAPS** and played at Towson Center

All Times in Eastern Time Zone



GRADUATE STUDENT  
**BRIAN MORRIS**

