

B O O M E R  S O O N E R



OKLAHOMA

FOOTBALL



Bob Stoops breaks the all-time OU victory record at Kansas State (11/23/13)

2014 SUGAR BOWL GUIDE



7 NATIONAL CHAMPIONSHIPS

44 CONFERENCE CHAMPIONSHIPS

159 MOST COACHING VICTORIES IN OKLAHOMA HISTORY

62 WINS LAST SIX SEASONS - ONLY TWO BCS SCHOOLS HAVE MORE

15 YEARS
15 BOWL GAMES

ONE OF TWO FBS COACHES WITH FOUR STRAIGHT SEASONS WITH 10 OR MORE WINS



2-TIME
WALTER CAMP NATIONAL COACH OF THE YEAR

3-TIME
BIG 12 COACH OF THE YEAR

BOB STOOPS

HEAD COACH • 15TH SEASON

159-39 (.803) RECORD AT OKLAHOMA
BEST BCS CONFERENCE WINNING PCT. SINCE 1999



ONLY COACH TO REACH ALL FOUR BCS GAMES AND THE NATIONAL CHAMPIONSHIP



8-TIME
BIG 12 CHAMPIONS



2 HEISMAN TROPHY AWARD WINNERS

9 BCS GAME GAME APPEARANCES MOST IN NATION SINCE 2000



25 NATIONAL AWARD WINNERS



2000
NATIONAL CHAMPIONS

4 NATIONAL CHAMPIONSHIP GAME APPEARANCES



2013 Season

Game Notes	2
OU Record Book	16
Program Notes	19
Gaylord Family - Oklahoma Memorial Stadium	20
Depth Chart/Starting Lineups	21
Position-By-Position Notes	22
Rosters/Pronunciation Guide	24
Career Bests	26
Goal-To-Go Situations	27
Scoring Summaries	28
Special Teams Tackles	29
Big Yardage Games	30
Turnover Chart	31
Big Play Summary	32
The Last Time It Happened	34

Season Review

Game-By-Game Recaps	36
Combined Statistics	42
Team Statistics	43
Individual Statistics	44
Defensive Statistics	47
Team/Opponent Game-by-Game Statistics	48
Season Superlatives	50
Rushing/Receiving/Passing Summaries	54
Tackles and Sacks Summaries	55
Tackles for Loss and Return Summaries	56
Player Participation	57
Quarter Stats	58
Red Zone Stats	59
NCAA Rankings	60

The Sooners

Player Profiles	62
-----------------------	----

Bowl History

Bowl Recaps	76
Bowl Records	79

PROJECT COORDINATOR

Karl Anderson

GUIDE DESIGN

Karl Anderson

COVER DESIGN

Scott Matthews

CONTRIBUTORS

Pete Moris, Jordan Christiansen, Debbie Copp, Kelsey Hargens

RESEARCH ASSISTANCE

Mike Brooks; STATS, LLC

PHOTOGRAPHY

Jackson Laizure, Jerry Laizure, Phillip Laizure, Ty Russell, Stacey West, Shevaun Williams and Associates, John Williamson, Cal Sport Media and OU Athletics Communications Archives

PRINTING

The 2013 Oklahoma Football Bowl Guide was printed by Transcript Press of Norman, Okla., at no cost to the taxpayers of the state of Oklahoma. The University of Oklahoma is an equal opportunity employer (December, 2013).



Nike is the official footwear, apparel supplier and sponsor of the Oklahoma football program.

Sooners Sugar Bowl Connections

- Oklahoma cornerback Cortez Johnson is a native of New Orleans and earned 4A first-team all-state honors at O. Perry Walker High School.
- Oklahoma defensive quality control coach Chad Walker served as an assistant for Nick Saban at LSU and with the Miami Dolphins. Walker is a native of New Orleans.



Oklahoma Football Media Contacts

Pete Moris, Assistant Athletics Director - Communications
 O: (405) 325-0096 | pmoris@ou.edu
Karl Anderson, Assistant Director
 O: (405) 325-8571 | karl.anderson@ou.edu
Jordan Christiansen, Graduate Assistant
 O: (405) 325-8413 | jordanc@ou.edu



154 FIRST-TEAM ALL-AMERICANS | 458 FIRST-TEAM ALL-CONFERENCE SELECTIONS | 5 HEISMAN WINNERS | 64 NATIONAL AWARD RECIPIENTS

2013 Schedule

Date	Opponent	Time/Result	TV
8/31	ULM	W 34-0	PPV
9/7	WEST VIRGINIA	W 16-7	FOX
9/14	TULSA	W 51-20	ESPN2
9/28	at #22 Notre Dame	W 35-21	NBC
10/5	TCU	W 20-17	FOX
10/12	vs. Texas*	L 20-36	ABC
10/19	at Kansas	W 34-19	ESPN
10/26	#10 TEXAS TECH	W 38-30	FOX
11/7	at #5 Baylor	L 12-41	FS1
11/16	IOWA STATE	W 48-10	FS1
11/23	at Kansas State	W 41-31	FS1
12/7	at #7 Oklahoma St.	W 33-24	ABC
1/2	vs. No. 3 Alabama**	7:30 p.m.	ESPN

* Cotton Bowl (Dallas) ** Mercedes-Benz Superdome (New Orleans)



AP No. 11 Oklahoma (10-2, 7-2 Big 12)

SOONERS

The Game At A Glance

Date: Thursday, Jan. 2, 2013
 Time: 7:30 p.m.
 Location: New Orleans, La.
 Venue: Mercedes-Benz Superdome
 Surface: Synthetic Turf
 Capacity: 73,208
 All-Time Series: OU leads, 2-1-1
 Last Time: OU won, 20-13 (9/6/03)



AP No. 3 Alabama (11-1, 7-1 SEC)

CRIMSON TIDE

BEST OF THE BCS

Among schools from BCS conferences, only Alabama and Oregon own better records than Oklahoma dating back to the start of the 2008 campaign. Only Alabama's Nick Saban has amassed more wins over that span than Oklahoma's Bob Stoops.

Team	Record	Pct.	Head Coach
1. Alabama	72-8	.900	Nick Saban
2. Oregon	66-12	.846	Chip Kelly/Mark Helfrich
3. OU	62-17	.785	Bob Stoops
4. Florida St.	60-20	.750	B. Bowden/J. Fisher
LSU	60-20	.750	Les Miles

KEY SUGAR BOWL STAT

9

Dating back to 2000, no school owns more BCS bowl appearances than Oklahoma under Bob Stoops.

Team	# BCS	Coach (BCS berths)
1. Oklahoma	9	Bob Stoops (9)
2. Ohio State	8	Jim Tressel (7)/Urban Meyer (1)
3. Florida State	7	Bobby Bowden (5)/Jimbo Fisher (2)
4. Florida	6	Urban Meyer (5)/Will Muschamp (1)
USC	6	Pete Carroll (6)

Does not include appearances vacated by NCAA

TRADITION METER

Here is a head-to-head look at Oklahoma and Alabama in some key categories dating back to 2000.

	OKLAHOMA	ALABAMA
Overall record	152-34	125-54
Winning percentage	.817	.698
National Championships	1	3
National Championship Games	4	3
Bowl berths	15	11
10-win seasons	12	7
Conference championships	8	2
Heisman Trophy winners	2	1
First-round NFL Draft picks	13	16
Head coaches	1	4



Support provided to OU Athletics Communications by STATS, LLC

Sooners Earn Ninth BCS Berth Under Stoops, Square Off Against Crimson Tide in 80th Allstate Sugar Bowl

- The Sooners will make their 47th bowl appearance, earning their 15th straight bowl bid under head coach Bob Stoops.
- Only three schools have a longer active streak of consecutive bowl appearances recognized by the NCAA than Oklahoma (15) - Virginia Tech (21), Georgia (17) and Georgia Tech (17).
- The Sooners have an all-time bowl record of 27-18-1 and have won three of their last four bowl appearances.
- Oklahoma (27) and Alabama (35) own the most combined bowl victories (62) of any two teams to ever meet in a game.
- No team owns more BCS bowl appearances than Oklahoma, which has done it nine times under Stoops. No current FBS head coach has led his team to more BCS bowls than Stoops. Alabama is making its sixth trip to a BCS bowl.
- This year marks OU's seventh appearance in the Allstate Sugar Bowl, the most by a non-SEC school.
- Alabama has the most Allstate Sugar Bowl appearances (14) and victories (8) of any college program.
- The Sooners and Crimson Tide will meet for the third time in a bowl contest. The two teams played to a 24-24 tie in the 1970 Bluebonnet Bowl in Houston, while Alabama claimed a 17-0 victory in the 1963 Orange Bowl in Miami.
- Stoops is the only coach to reach all four BCS games and the BCS National Championship Game.

Oklahoma's Success Under Stoops is Unprecedented, Two of College Football's Most Success Schools to Square Off

- Since Stoops took over OU's fortunes in 1999, no BCS team owns more victories (159) or a better winning pct. (.803).
- Oklahoma is college football's all-time leader with 35 seasons of 10 or more victories (Alabama is second with 33).
- OU is the only school from a BCS conference with 12 seasons of 10 or more wins dating back to the 2000 campaign.
- Oklahoma (836) and Alabama (832) have a combined 1,668 victories, the most of any two bowl foes this season.
- During the modern era of college football (since the conclusion of World War II), no program owns more victories (597) or has boasted a better winning percentage than Oklahoma (.764), which is 597-180-13 from 1946-2013.
- Only Alabama (9) and Notre Dame (8) have earned more all-time AP National Championships than Oklahoma (7).
- Nick Saban (170) and Bob Stoops (159) have combined for 329 career college coaching victories, the most of any coaching duo whose squads are squaring off against each other in a bowl game this season.

Essential Stats For Both Oklahoma, Alabama Entering the Allstate Sugar Bowl

- The Sooners are 2-0 vs. Alabama under Stoops: 37-27 in Norman (9/7/02) and 20-13 in Tuscaloosa (9/6/03).
- Oklahoma led the Big 12 in total defense for the first time since 2006, allowing 336.3 ypg.
- Alabama is second in the nation in scoring defense (11.3) and led the SEC in total defense (274.7 ypg).
- Oklahoma enters the game with a three-game winning streak and victories in five of its last six contests. Alabama had a 15-game victory string snapped with a 34-28 loss at Auburn (11/30).
- OU is second in the Big 12 and 18th in the FBS averaging 235.8 rushing ypg, its best mark since 1991 (251.1 ypg).
- Alabama led the SEC and ranks 11th in the nation in rushing defense, permitting an average of 108.3 ypg.
- Oklahoma's senior class owns more victories (42) than any other Big 12 squad over the past four seasons.
- Dating back to 2000, Oklahoma (48-22, .686) & Alabama (37-33, .529) have each played 70 games vs. AP Top 25 foes.

BCS TEAMS, 10+ WINS LAST 4 YEARS

Team	2010	2011	2012	2013	Total
Alabama	14-0	12-1	13-1	11-1	50-3 (.943)
Oklahoma	12-2	10-3	10-3	10-2	42-10 (.808)
Oregon	12-1	12-2	12-1	10-2	46-6 (.885)
Stanford	12-1	11-2	12-2	11-2	46-7 (.868)

- Oklahoma is one of four schools from BCS conferences that has registered double-digit wins for four straight seasons.
- LSU (9-3) could also register a fourth straight season with 10 or more wins with a victory vs. Iowa in the Outback Bowl.

CONSECUTIVE WINS WHEN LEADING AT HALF

	Team	Streak	1st Half Scoring, 2013
1.	#10 Oregon	59	+147 (283-136)
2.	#11 Oklahoma	41	+49 (178-129)
3.	Kansas State	38	+67 (203-136)
4.	#6 Baylor	20	+277 (387-110)
	#1 Florida State	20	+307 (369-62)
	Mississippi State	20	+58 (204-146)

- Alabama had a streak of 35 straight wins when leading at half snapped in a 34-28 loss at Auburn (11/30).

OLD-FASHIONED OU FOOTBALL

Oklahoma has thrived on playing old-fashioned football in 2013. That fundamental approach begins with running the football and stopping the run. The Sooners (+97.5 ypg) and Crimson Tide (103.7 ypg) have been two of the best FBS squads in that department as measured by rushing differential, the difference between net rushing yards gained and net rushing yards allowed as tracked by STATS, LLC. Here's a look at the FBS leaders.

2013 FBS, RUSHING DIFFERENTIAL

Team	YPG	Own	Opp.	Total
1. Ohio State	+214.9	4128	1334	+2794
2. Georgia Tech	+204.7	3740	1284	+2456
3. Wisconsin	+181.7	3396	1216	+2180
4. Auburn	+171.5	4364	2134	+2230
5. N. Illinois	+162.0	4062	1956	+2106
6. Baylor	+128.9	3182	1635	+1547
7. Navy	+120.3	3521	2077	+1444
8. Stanford	+119.7	2742	1186	+1556
9. BYU	+117.2	3295	1889	+1406
10. Army	+114.0	3585	2217	+1368
Oregon	+114.0	3340	1972	+1368
12. Alabama	+103.7	2544	1300	+1244
13. Michigan St.	+101.3	2368	1051	+1317
14. Oklahoma	+97.5	2830	1660	+1170
15. Florida State	+90.8	2696	1515	+1181

BIG GAINS, BIG RUNS

Thanks to a highly-decorated blocking unit, a host of talented runners and dual-threat quarterbacks, Oklahoma averaged 5.3 yards per carry during the 2013 regular season, compared to 4.9 yards per at the 12-game mark of the 2012 campaign. In fact, the Sooners boasted two of the Big 12's top four players in terms of yards per carry.

BIG 12 LEADERS, YARDS PER CARRY

Player	Team	YPC	Att.	Yards
1. Lache Seastrunk	Baylor	7.5	141	1060
2. Trevor Knight	OU	7.1	62	438
3. Shock Linwood	Baylor	6.9	125	862
4. Brennan Clay	OU	5.8	158	913

EXPLOSIVE OU RUNNING PLAYS

Oklahoma has 85 rushing plays of 10+ yards through 12 games after registering 62 such plays after 12 contests in 2012. That translates to 7.1 "explosive" runs per game this season compared to 5.2 per game in 2012.

OKLAHOMA LEADERS, 10+ RUNS

Player	10+ Runs	LG	TDs
1. RB Brennan Clay	23	76	6
2. QB Trevor Knight	16	56	2
3. QB Blake Bell	15	27	0

SOONER DEFENSE ... IT'S BACK!

Oklahoma's defensive unit enjoyed one of its best performances in recent seasons. Here is a look at some key areas compared to the 12-game mark in 2012.

OKLAHOMA DEFENSE, 2013 VS. 2012

Category	Improvement	2013	2012
Off. Pts. All.	1.6 ppg less	20.2	21.8
Total Defense	42.5 less	336.3	378.8
Rush Defense	43.5 ypg less	138.3	181.8
3rd Down %	8.9 better	32.5	41.4
1st Downs	9 fewer	213	222
10+ Runs	16 fewer	45	61

OU Seniors Are Big 12'S Best

- No Big 12 team has more overall wins (42) or Big 12 wins (27) over the past four seasons than OU.
- No team has more Big 12 Championships (two – 2010, 2012) over that span.
- OU's seniors registered a 3-1 record vs. Texas, a 3-1 mark vs. Oklahoma State and produced a 21-3 record on Owen Field.
- The Class of 2013 earned four consecutive bowl berths, including two BCS bowls.
- OU's seniors have registered 13 wins vs. AP Top 25 foes, including five wins vs. AP Top 10 squads.

BIG 12 LEADERS, 2010-13

Team	Overall	Big 12	Top 25
1. Oklahoma	42-10	27-8	13-7
2. Oklahoma St.	41-10	26-9	10-6
3. Baylor	36-15	22-13	7-9
4. Kansas State	35-16	23-12	6-10
5. Texas	30-20	18-17	4-14

Big 12 Sizzle Under Stoops

- Since the arrival of Bob Stoops in 1999, no Big 12 team has more overall wins (159), regular season Big 12 wins (99) or wins vs. the AP Top 25 (49) than OU.

BIG 12 LEADERS, 1999-13

Team	Overall	Big 12	Top 25
1. Oklahoma	159-39	99-24	49-23
2. Texas	149-44	92-31	31-30
3. Texas Tech	106-49	65-58	17-45
4. Kansas State	117-71	68-55	15-31
5. Oklahoma St.	113-72	65-58	18-39

OU vs. AP Top 10 Teams

- Oklahoma is 17-13 (.567) against AP Top 10 teams under Bob Stoops.
- OU's most recent win against an AP Top 10 was a 33-24 victory at No. 6 Oklahoma State (12/7).
- OU's two losses in 2013 came vs. No. 5 Baylor (11-1) and Texas (8-4). Baylor won the Big 12 title and is currently No. 6 via AP and the BCS.
- OU has nine wins over AP Top 5 squads under Stoops.

WINS VS. AP TOP 5 SQUADS SINCE 1999

Date	Opponent	Result
10/14/00	at #2 Kansas State	41-31
10/28/00	vs. #1 Nebraska	31-14
1/3/01	vs. #3 Florida State*	13-2
10/6/01	vs. #5 Texas*	14-3
10/12/02	vs. #3 Texas*	35-24
10/9/04	vs. #5 Texas*	12-0
12/1/07	vs. #1 Missouri*	38-17
11/22/08	vs. #2 Texas Tech	65-21
9/17/11	at #5 Florida State	23-13

*Played at neutral site

More Impressive OU Rushing Stats

- OU is 62-1 (.984) under Stoops (8-0 in 2013) when rushing for 200+ yards, including 34 straight wins.
- The Sooners' defeat under Stoops when rushing for 200+ yards was a 34-33 loss at Oregon (9/16/06).
- OU tied for 12th in the nation with eight 200-yard rushing performances in 2013.

2013 FBS LEADERS, 200-YD RUSHING GAMES

Team	No.	W-L	FBS Rushing(Rank)
1. #2 Auburn	12	12-0	335.7 ypg (#1)
#7 Ohio State	12	11-1	317.5 ypg (#3)
3. Army	11	3-8	309.8 ypg (#6)
Georgia Tech	11	7-4	311.7 ypg (#5)
Navy	11	8-3	322.0 ypg (#2)
6. #9 Missouri	10	9-1	236.5 ypg (#17)
#24 N. Illinois	10	9-1	312.5 ypg (#4)
8. #6 Baylor	9	9-0	265.2 ypg (#12)
New Mexico	9	3-6	308.8 ypg (#7)
#10 Oregon	9	9-0	278.3 ypg (#9)
#19 Wisconsin	9	8-1	283.0 ypg (#8)
12. #11 Oklahoma	8	8-0	235.8 ypg (#18)

Four other teams tied with 8

Top Defenses Duel in BCS Games

- The Allstate Sugar Bowl and the Rose Bowl will both feature battles between a pair of squads that are each ranked in the FBS top 15 in total defense.
- Oklahoma ranks 13th in total defense (336.3 ypg) and will meet an Alabama squad that ranks fifth (274.7 ypg) in New Orleans.
- Michigan St. (248.3 ypg) leads the nation and will meet Stanford (15th - 339.4 ypg) in the Rose Bowl.

2013 FBS LEADERS, TOTAL DEFENSE

Team	YPG	W-L	Plays	Yards
1. #4 Michigan St.	248.3	12-1	819	3,226
2. #18 Louisville	257.9	11-1	724	3,095
3. #1 Florida State	268.5	13-0	883	3,491
4. Virginia Tech	269.6	8-4	746	3,235
5. #3 Alabama	274.7	11-1	697	3,296
6. #19 Wisconsin	294.0	9-3	779	3,528
7. Iowa	303.2	8-4	790	3,638
8. Bowling Green	308.7	10-3	829	4,013
9. Cincinnati	313.2	9-3	782	3,758
10. Florida	314.3	4-8	712	3,771
11. Florida Atlantic	328.8	6-6	800	3,945
12. Utah State	332.2	8-5	946	4,318
13. #11 Oklahoma	336.3	10-2	781	4,036
14. W. Kentucky	339.2	8-4	763	4,070
15. #5 Stanford	339.4	11-2	918	4,412

Sooner Scoring Defense

- Oklahoma has won 31 straight games (7-0 in 2013) when allowing 21 points or fewer dating back to a 65-10 victory vs. Texas A&M (11/14/09).
- The last time OU held a foe to 21 points or less and didn't win was a 10-3 loss at Nebraska (11/7/09).

OU VS. 'BAMA - BOWLED OVER

No game in college football history has ever boasted two opponents with more combined bowl victories (62) with Oklahoma (27) and Alabama (35) squaring off in the Allstate Sugar Bowl. Here is a look at how these two tradition-rich programs rank among the nation's finest.

ALL-TIME BOWL WINS/GAMES

Team	Bowl Wins	Bowl Games
1. Alabama	35	61
2. USC	32	49
3. Oklahoma	27	47
Georgia	27	49
Texas	27	52

ACTIVE BOWL STREAKS

Team	Streak	Season Began
1. Virginia Tech	21	1993
2. Georgia	17	1997
Georgia Tech	17	1997
4. Oklahoma	15	1999

*NCAA does not recognize Florida State streak.

OKLAHOMA BOWL SUMMARY

BCS Championship Game*	0-1
Fiesta Bowl	2-3
Orange Bowl	12-6
Rose Bowl	1-0
Sugar Bowl	4-2
Astro Bluebonnet Bowl	0-1-1
Citrus Bowl	0-1
Cotton Bowl	1-1
Gator Bowl	2-1
Holiday Bowl	1-0
Independence Bowl	0-1
Copper Bowl/Insight Bowl	1-1
Sun Bowl	3-0

* Since the BCS game was not played under the heading of another bowl game.

FBS LEADERS UNDER STOOPS

Since Bob Stoops took over the Sooners' fortunes in 1999, Oklahoma ranks among the nation's best squads in numerous key areas. Here is a look at the best squads from BCS conferences since the start of the 1999 campaign.

RECORD/WINNING PCT., 1999-PRESENT

Team	Record	Win Pct.
1. Oklahoma	159-39	.803
2. Ohio State	150-40	.789
3. Texas	149-44	.772
4. LSU	145-48	.751
5. Virginia Tech	147-49	.750

SCORING/PPG, 1999-PRESENT

Team	Points	PPG
1. Oklahoma	7274	36.7
2. Texas	7009	36.3
3. Oregon	6997	37.0
4. Texas Tech	6736	35.6
5. Florida State	6446	33.1

- Alabama is 7-9 (.438) under Nick Saban when being held to 21 points or less. Only one team accomplished that feat in 2013 as Alabama registered a 20-7 win at Mississippi State (11/16).

Stoops + Sooners = Takeaways

- Since 1999, only two schools have more takeaways than OU (430) among teams from BCS conferences.
- Of the continuous FBS schools since 1999, no team has fewer giveaways than Alabama (260).

BCS MOST TAKEAWAYS, 1999-PRESENT

Team	Takes	Gives	+/-
1. USC	441	333	+108
2. Oregon	432	329	+103
3. Oklahoma	430	332	+98
4. Virginia Tech	429	320	+109
5. Texas	417	337	+80

FBS FEWEST GIVEAWAYS, 1999-PRESENT

Team	Gives	Takes	+/-
1. Alabama	260	366	+106
2. Air Force	270	333	+63
3. Wisconsin	272	350	+78
4. N. Illinois	275	355	+80
5. Minnesota	283	299	+16

- The Sooners are +5 (20 takes/15 gives) after 12 games in 2013. Entering last year's bowl contests, OU was -3 (15 takes/18 gives).
- Oklahoma is +44 in points off turnovers (84 takeaway points/40 giveaway points) in 2013.
- The Sooners were -36 in points off turnovers last season through 12 games (44 takeaway points/80 giveaway points).
- Oklahoma has been even or positive in turnover differential in eight of its 10 victories in 2013.
- The Sooners are 36-2 (.947) under Stoops in games without a giveaway, including a 3-0 mark in 2013.

OU's "D" Excels on Third Down

- During the record-setting tenure of Bob Stoops at Oklahoma one of the tenets of his program has been the ability to get off the field.
- Dating back to 1999, only Virginia Tech (31.1%) has a lower third-down mark than OU (31.5%).

FBS 3RD DOWN DEFENSE, 1999-PRESENT

Team	Pct.	Conv.	Atts.
1. Virginia Tech	31.1	886	2850
2. Oklahoma	31.5	943	2996
3. TCU	31.6	885	2802
4. Florida State	32.0	936	2928
5. Texas	32.6	921	2829

- OU ranks second in the Big 12 and is tied for 13th among FBS squads at 32.5% (54-166) in 2013.
- Alabama has also allowed 54 third-down conversions in 2013, ranking 19th in the FBS at 33.5% (54-161).

- Only six teams permitted fewer third-down conversions than OU (54) and Alabama (54) in 2013 - Louisville (46), Florida (51), Nebraska (51), Virginia Tech (51), Michigan State (53) and Wisconsin (53).
- OU tied for the Big 12 lead and ranked 15th in the FBS by permitting 213 first downs. Only Louisville (169) and Virginia Tech (169) allowed fewer first downs than Alabama (170) in 2013.

Sooners Move the Sticks

- Dating back to 1999, only Texas Tech (4,844) has registered more first downs than Oklahoma (4,502). Alabama ranks 39th over that span with 3,803.

FBS TOTAL FIRST DOWNS, 1999-PRESENT

Team	Total	Rush	Pass	Penalty
1. Texas Tech	4844	1294	3183	367
2. Oklahoma	4502	1789	2399	314
3. Boise State	4492	1870	2330	292
4. Nevada	4462	2068	2097	297
5. Hawaii	4441	1060	3021	360

- OU is eighth among FBS squads under Stoops (1999-2013, boasting a 43.6% third-down conversion rate).

Punt Return Prowess

- Oklahoma and Alabama boast two of the best punt return units in the country. The Sooners are ranked fourth in the nation (15.2 avg.), while the Crimson Tide is seventh (14.6 avg.).

FBS TEAM PUNT RETURN AVERAGE, 2013

Team	Avg.	Ret.	Yards	TDs
1. North Carolina	17.07	27	461	4
2. Boise State	15.70	23	361	0
3. Kansas State	15.31	13	199	0
4. Oklahoma	15.24	21	320	2
5. Iowa	15.00	20	300	2
6. N. Texas	14.70	30	441	4
7. Alabama	14.63	27	395	3

- WR Jalen Saunders (18-302 yards, 2 TDs, 16.8 avg.) ranks sixth in the nation for Oklahoma, while WR Christian Jones (21-303 yards, 2 TDs, 14.4 avg.) ranks 13th in the country for Alabama.

FBS IND. PUNT RETURN AVERAGE, 2013

Player, Team	Avg.	Ret.	Yards	TDs
1. Nelson Agholor, USC	21.6	16	346	2
2. Chris Davis, Auburn	20.1	14	282	1
3. Ryan Swizer, UNC	20.0	21	419	4
4. Josh Stewart, Ok. St.	18.2	20	364	1
5. B. Chancellor, UNT	16.8	22	370	2
6. Jalen Saunders, OU	16.8	18	302	2

Keys To Victory

- Turnovers, rushing performance and third-down conversions have been critical in OU's 10 victories.

KEY STATS IN OKLAHOMA'S 10 WINS

	PPG	Rush	Total	TO Margin	3rd Down
OU	35.0	261.3	457.0	+7 (18/11)	42.7% (64/150)
Opp.	17.9	115.0	313.2	-7 (11/18)	22.4% (36/161)

WHAT THEY'RE SAYING ABOUT BOB STOOPS

Following his 158th career coaching victory that pushed him past Barry Switzer on Oklahoma's all-time victory chart, many of Stoops' peers and mentors took an opportunity to give their insights on OU's head coach.

BARRY SWITZER

"I don't remember what game I passed Bud [Wilkinson] years ago . . . But it is a big deal to be the winningest coach in the history of Oklahoma Football because the history of Oklahoma Football casts a long shadow over the entire game of college football."

HAYDEN FRY

"Bobby [Stoops] and Barry [Switzer] are out of the same mold. They are winners. They are great men to play for . . . The coaching bloodline is in the [Stoops] family."

"I never hired an assistant coach in my life, in 47 years of coaching, unless I was completely convinced that he was motivated to become a head coach. Then I knew he would see that his players graduated, he'd be ethical and he'd do things right. That's what I hired and I've got 22 assistants that are head coaches in the NFL or college."

NICK SABAN

"For Bob to accomplish what he's accomplished in terms of the wins that he's had there and the way that he's done it in a first-class way, always do it the right way. He's a ball coach, and that's what I like about him the best."

"There's been many occasions where we've visited about football, and I really have a lot of appreciation for Bob and his family for all they've done and the effect that they've had on college football."

STEVE SPURRIER

"I want to say congratulations to my buddy and pal, Bobby Stoops, on breaking the all-time coaching wins record at the University of Oklahoma . . . Hopefully, someday, we'll play you in a bowl game."

KEVIN SUMLIN

"What a lot of people may not know is the balance that he brings to that position in regard to his coaching staff and families. He was a terrific example for me about the importance of maintaining a proper balance. He is a great example of being very successful and doing it with class, integrity and with proper balance."

MIKE STOOPS

"The thing about Bob is consistency. He's the same person as when I was here [at Oklahoma] the first time as he was the second time when I came back."

MARK STOOPS

"I know from being a first-year head coach how hard wins are to come by and I can't imagine having 158 of them."

RON STOOPS, JR.

"Bob did have the reputation in our family of being the ornery one. I can just tell you this being three years older: Bob was never going to give up. He was never going to say 'uncle.'"

KEY STATS IN ALABAMA'S 11 WINS

	PPG	Rush	Total	TO Margin	3rd Down
ALA	39.7	211.5	444.7	+5 (17/12)	49.2% (60/122)
Opp.	9.3	91.3	263.9	-5 (12/17)	31.5% (46/146)

More Sooner Scoring Stats

- OU is 40-2 (.940) when scoring 30 points or more dating back to 2009, including 17 consecutive wins.
- The Crimson Tide is 3-5 (.375) under Saban when allowing 30 points or more.
- The Sooners have outscored their last three opponents by a combined 122-65 margin, good for an average score of 40.7 to 21.7.

KEY STATS IN OKLAHOMA'S LAST 3 WINS

	PPG	Rush	Total	TO Margin	3rd Downs
OU	40.7	290.3	451.0	+4 (6/2)	40.0% (18/45)
Opp.	21.7	109.0	354.3	-4 (2/6)	27.8% (10/36)

Scoring Differential

- OU is outscoring its opponents by a 128-71 margin (+57 points) in the second quarter.
- Only Florida State (+180) has a better second-quarter scoring differential than Alabama (+159) in 2013. Oklahoma ranks 27th in that department.

2ND QTR. SCORING DIFFERENTIAL, FBS 2013

	Team	Pts.	Opp.	Differential
1.	#1 Florida State	207	27	+180
2.	#3 Alabama	183	24	+159
3.	#6 Baylor	186	60	+126
4.	#18 Louisville	137	40	+97
5.	#9 Missouri	158	64	+94
27.	#11 Oklahoma	131	74	+57

- Among schools participating in a BCS bowl game, only Michigan State (+78) and Florida State (+72) have a better fourth-quarter scoring differential than Oklahoma (+58), which ranks 11th nationally.

4TH QTR. SCORING DIFFERENTIAL, FBS 2013

	Team	Pts.	Opp.	Differential
1.	#4 Michigan State	105	27	+78
2.	#22 Duke	120	44	+76
3.	Vanderbilt	124	50	+74
4.	#1 Florida State	120	48	+72
	Marshall	141	69	+72
6.	#10 Oregon	130	59	+71
	#19 Wisconsin	113	42	+71
8.	#14 LSU	110	47	+63
9.	#24 N. Illinois	130	69	+61
10.	Colorado	130	70	+60
11.	#11 Oklahoma	112	54	+58
	Houston	97	39	+58

- Only Florida State (+252) is better at outscoring foes in the second and fourth quarter than Alabama (+203). OU is tied for 14th in that area nationally.

FBS, COMBINED 2ND & 4TH QUARTER SCORING DIFFERENTIAL, 2013

	Team	Pts.	Opp.	Differential
1.	#1 Florida State	327	75	+252
2.	#3 Alabama	268	65	+203
3.	#6 Baylor	282	123	+159
4.	#4 Michigan State	239	94	+145
5.	Vanderbilt	258	115	+143
...				
14.	#11 Oklahoma	243	128	+115
	#24 N. Illinois	280	165	+115

The Sooner Sands of Time

- Among squads in BCS bowl games, only Michigan State (33:29) has held the ball longer on average than Oklahoma (32:25) and Alabama (32:14).

BCS BOWL TEAMS, TIME OF POSSESSION, 2013

	Team	TOP	FBS TOP Rank
1.	#4 Michigan State	33:29	5th
2.	#11 Oklahoma	32:25	15th
3.	#3 Alabama	32:14	17th
4.	#5 Stanford	31:59q	23rd

- Oklahoma ranks 15th overall among FBS squads in time of possession, while Alabama is 17th.

Thou Shalt Not Pass

- Among teams playing in a BCS bowl, only three squads have allowed fewer net passing yards per game than Oklahoma (198.0), which led the Big 12 and ranks 15th among FBS squads.

BCS BOWL TEAMS, PASS DEFENSE, 2013

	Team	YPG	FBS Rank	Yards/Att
1.	#1 Florida State	152.0	1st	4.94
2.	#3 Alabama	166.3	5th	6.42
3.	#4 Michigan St.	167.4	6th	5.06
4.	#11 Oklahoma	198.0	15th	6.27

Best Ground Game of Stoops Era

- Through 12 games, Oklahoma is averaging 235.8 net rushing yards per game, which currently ranks as the best per-game average of the Stoops era.
- The Sooners have reached a BCS bowl in each of their top five rushing seasons under Stoops, including 2013.

BEST RUSHING SEASONS UNDER STOOPS

	Year	YPG	Record	BCS Bowl
1.	2013	235.8	10-2	Sugar vs. Alabama
2.	2004	208.4	12-1	Orange vs. USC*
3.	2008	198.5	12-2	BCS Champ. vs. Florida*
4.	2007	190.7	11-3	Fiesta vs. West Virginia
5.	2002	190.6	12-2	Rose vs. Washington St.

*BCS National Championship Game

- Oklahoma is 4-0 when RB Brennan Clay registers a 100-yard game, including a 3-0 mark in 2013, and 2-0 when QB Trevor Knight rushes for 100 yards.
- OU is 46-8 (.852) since 2009 when rushing 30+ times in a game. The Sooners have posted at least 30 carries in every game this season.

FOLLOW THE GAME

Television (ESPN)

Brad Nesslerplay-by-play
Todd Blackledgeanalyst
Holly Rowesideline reporter

National Radio (ESPN Radio)

Bill Rosinskiplay-by-play
David Norrieanalyst
Joe Schadsideline reporter

Radio (Sooner Network)

Flagship: KOKC AM-1520
Internet: SoonerSports.com (subscription)
SiriusXM: 84

Toby Rowlandplay-by-play
Merv Johnsonanalyst
Chris Planksideline
Dusty Dvoracek/Teddy Lehmansideline analysts
pre/postgame hosts

Sooner Sports TV

Sooner Sports Gameday: TBD
Official pregame show on FS Oklahoma



2013 Honors and Awards (as of 12/18)

LB Dominique Alexander
Big 12 Def. Newcomer of the Year, AP
Big 12 Def. Freshman of the Year, Coaches
Big 12 Def. Newcomer of the Year, San Antonio Express News
QB Blake Bell
Big 12 Offensive POW (vs. Tulsa)
Academic All-Big 12 First Team
WR Grant Bothun
Academic All-Big 12 First Team
DB Seth Carter
Academic All-Big 12 First Team
RB Brennan Clay
East-West Shrine Game Invitee
DB Aaron Colvin
Thorpe Award Semifinalist
All-Big 12 First Team, Coaches
All-Big 12 First Team, AP
All-Big 12 First Team, S.A. Express News
All-Big 12 Second Team, Athlon
Academic All-Big 12 Second Team
Senior Bowl Invitee
DB Kass Everett
Academic All-Big 12 First Team
LB Aaron Franklin
Academic All-Big 12 First Team
LB Caleb Gastelum
Academic All-Big 12 First Team
TE Brannon Green
Academic All-Big 12 First Team
K Nick Hodgson
Academic All-Big 12 First Team
K Michael Hunnicutt
Groza Award Semifinalist
H.M. All-American, CBS Sports
H.M. All-American, Sports Illustrated

All-Big 12 Second Team, Coaches
All-Big 12 Second Team, AP
All-Big 12 Second Team, Athlon
All-Big 12 Second Team, S.A. Express News
Big 12 Special Teams POW (at OSU)
Academic All-Big 12 Second Team
OL Gabe Ikard
Wuerffel Trophy Winner
Selmon Spirit Award Winner
Capital One Academic A.A. of the Year
Senior CLASS Award Finalist
Rimington Trophy Finalist
First-Team All-American, AFCA
First-Team All-American, CBS Sports
First-Team All-American, Walter Camp
Second-Team All-American, AP
Second-Team All-American, Athlon
H.M. All-American, Sports Illustrated
All-Big 12 First Team, Coaches
All-Big 12 First Team, AP
All-Big 12 First Team, Athlon Sports
All-Big 12 First Team, ESPN.com
All-Big 12 First Team, S.A. Express News
All-Big 12 First Team, Sporting News
H.M. Big 12 OL of the Year, Coaches
NFF Scholar-Athlete
Campbell Trophy Finalist
Academic All-Big 12 First Team
Don Key Award Winner
East-West Shrine Game Invitee
DB Cortez Johnson
Academic All-Big 12 Second Team
DL P.L. Lindley
Academic All-Big 12 Second Team
DB Gabe Lynn
H.M. All-Big 12 DB, Coaches

All-Big 12 First Team, Athlon Sports
Big 12 Defensive POW (vs. WVU)
FB Trey Millard
Don Key Award Winner
All-Big 12 First Team, Coaches
Capital One Academic All-District
Academic All-Big 12 First Team
WR Durrone Neal
Academic All-Big 12 Second Team
WR Jalen Saunders
Third-Team All-American (PR), Athlon
All-Big 12 First Team (PR/KR), ESPN.com
All-Big 12 Second Team (WR), Coaches
All-Big 12 Second Team (PR), Athlon
Big 12 Offensive POW (at OSU)
Big 12 Special Teams POW (vs. ISU)
Senior Bowl Invitee
LB Frank Shannon
H.M. All-Big 12 Linebacker, Coaches
LB Eric Striker
All-Big 12 First Team, Sporting News
All-Big 12 Second Team, Coaches
Academic All-Big 12 Second Team
DL Charles Tapper
All-Big 12 First Team, Coaches
All-Big 12 Second Team, AP
All-Big 12 Second Team, Athlon
LB Londell Taylor
Academic All-Big 12 Second Team
OL Daryl Williams
All-Big 12 Second Team, Coaches
DB Julian Wilson
Academic All-Big 12 First Team
OL Austin Woods
Academic All-Big 12 First Team

TEAM COMPARISON

(GAMES THROUGH 12/13)

Table with 3 columns: Category, OU, UA. Rows include Scoring Offense Per Game, Scoring Defense Per Game, First Downs Per Game, etc.

NCAA RANKING COMPARISON

(GAMES THROUGH 12/13)

Table with 3 columns: Category, OU, UA. Rows include Scoring Offense, Scoring Defense, First Downs, etc.

OKLAHOMA LEADERS

Table with 3 columns: Category, Player, Total. Rows include Touchdowns, Rushing Yards, Passing Touchdowns, etc.

ALABAMA LEADERS

Table with 3 columns: Category, Player, Total. Rows include Touchdowns, Rushing Yards, Passing Touchdowns, etc.

FOLLOW THE SOONERS

Twitter

@OU_Football @OU_Athletics
@SoonerSportsTV @OUontheAir



Instagram

@OU_Football



Facebook

Facebook.com/OklahomaFootball
Facebook.com/OklahomaSooners



OU-UA SERIES (2-1-1)

(STOOPS ERA AT OU, 2-0)

Table with 3 columns: Date, Result, Of Note. Rows include 01/01/63 L, 0-17; 12/31/70 T, 24-24; 09/07/02 W, 37-27; 09/06/03 W, 20-13.

QUICK FACTS

	Oklahoma	Alabama
Location	Norman, OK	Tuscaloosa, AL
Founded	1890	1831
Enrollment	30,754	33,602
Nickname	Sooners	Crimson Tide
Colors	Crimson, Cream	Crimson, White
Conference	Big 12	SEC
Stadium Capacity	82,112	101,821
All-time Record	841-312-53	838-322-43
Bowls (Record)	46 (27-18-1)	60 (34-22-3)
Lettermen Ret/Lost	45/22	48/22
2012 Record	10-3	13-1
2012 Conf. Record	8-1	7-1
2012 Conf. Finish	T-1st	1st
2012 Final AP Ranking	15th	1st

ACTIVE WIN LIST

Head coach Bob Stoops is one of the winningest active head coaches in college football with at least 10 years experience (games at FBS schools only).

By Percentage

- .842 (128-24)..... Urban Meyer..... Ohio State
- .803 (159-39).....BOB STOOPS..... OKLAHOMA**
- .741 (126-44)..... Mark Richt Georgia
- .740 (207-72-2) Brian Kelly Notre Dame
- .732 (120-44)..... Gary Patterson..... TCU

By Total Wins

- 238..... Mack BrownTexas
- 224..... Frank Beamer..... Virginia Tech
- 218..... Steve Spurrier..... South Carolina
- 177..... Bill Snyder..... Kansas State
- 174..... Gary Pinkel..... Missouri
- 165..... Nick SabanAlabama
- 159BOB STOOPS..... OKLAHOMA**

By Wins Per Year (Entering 2013 Season)

- 10.6BOB STOOPS..... OKLAHOMA**
- 10.5..... Urban Meyer Ohio State
- 9.8..... Mark Richt..... Georgia
- 9.7..... Gary Patterson TCU
- 9.4..... Les Miles LSU

COACHING LONGEVITY

Only three active FBS coaches have been at their schools for more consecutive seasons than Bob Stoops at OU.

- Frank Beamer..... Virginia Tech 1987
- Larry Blakeney Troy 1991
- Mack Brown Texas 1998
- BOB STOOPS..... OKLAHOMA..... 1999**
- Kirk Ferentz..... Iowa 1999

HAYDEN FRY COACHING TREE

- Current FBS coaches who were assistants under Hayden Fry at Iowa:
- Bret Bielema Arkansas
 - Kirk Ferentz Iowa
 - Dan McCarney North Texas
 - Bo Pelini Nebraska
 - Bill Snyder Kansas State
 - Bob Stoops Oklahoma**

THE HEAD COACHES



**Bob Stoops
Oklahoma**

Bob Stoops earned his 158th career victory on Nov. 23, overtaking Barry Switzer for the most victories in the storied history of the Sooners. Stoops' remarkable consistency over the past

15 seasons is unmatched in college football. His squads have made 15 straight bowl appearances, and no school can claim more BCS berths since 2000 than Oklahoma's nine.

Even though Stoops didn't arrive in Norman until the Big 12 Conference was three years old, he already has coached the program to eight Big 12 crowns, more than twice as many championships as any other school in the league. Among schools from BCS conferences only Alabama (72) and Oregon (66) have more victories than Oklahoma (62) over the past six seasons, a tribute to Stoops and his talented staff.

The only head coach to reach all four BCS games and the BCS National Championship Game, Stoops owns victories in the National Championship Game, the Rose Bowl, the Orange Bowl and the Fiesta Bowl, needing only a Sugar Bowl win to complete that illustrious championship cycle. Stoops has guided the Sooners to four appearances in a national title contest, claiming college football's crown in 2000.

Along the way, he has picked up 17 Coach of the Year citations, including eight on the national level and watched five assistant coaches move into FBS head coaching positions. No team from a BCS conference owns more victories or a better winning percentage than Oklahoma (.803) since he took over the Sooners' fortunes.

Two Heisman winners and five Heisman finalists have been characteristic of the talent Stoops and his staff have attracted. His 2008 team was the first to score 60 or more points in five straight games en route to scoring an NCAA-record 716 points. Meanwhile, OU boasts the only defense to produce two players who won the Thorpe and Nagurski Awards in the same season.

The son of a high school coach, Stoops has stayed true to his humble upbringing in Youngstown, Ohio, where hard work and loyalty were ingrained into him at an early age. A four-year starter at Iowa, he began his coaching career in 1983 as a volunteer in the Hawkeye program under Hayden Fry, working through the ranks until he became co-defensive coordinator at Kansas State (1991-95).

Eventually, he left for Florida and a three-year stint as Steve Spurrier's defensive coordinator. It was with the Gators, and a national championship team in 1996, that the spotlight found Stoops and made him one of the hottest names in the profession.



**Nick Saban
Alabama**

Nick Saban has compiled a 165-56-1 (.745) record in 18 seasons as a college head coach and has gone 74-14 (.841) in his seven seasons at Alabama, which includes a 43-10 mark in regular season

conference play.

After the most recent victory over Notre Dame in the BCS National Championship game on January 7, 2013, Saban joined Frank Leahy, Bear Bryant and John McKay as the only coaches to win four national titles in the modern era.

In 2012, the Crimson Tide won the program's 23rd SEC title (the most in league history) with a victory over Georgia that propelled Alabama into the 2013 Discover BCS National Championship Game, where they soundly defeated Notre Dame by a score of 42-14 to record the school's 15th national title. For his efforts following the season, Saban was named the Bobby Bowden National Coach of the Year.

The Alabama defense lead the nation in rush defense (76.36 ypg), total defense (250.0 ypg), and scoring defense (10.93 ppg) in 2012. The Crimson Tide set a school record with 542 points scored in 2012 and also extended a streak of consecutive weeks in the AP Top 25 to 81 weeks, the longest in school history.

The 2011 squad produced one of the most dominant defenses in the history of college football and captured Alabama's 14th national championship with a 21-0 victory over LSU in the BCS National Championship Game. The Tide defense led the nation in all major categories, becoming the second team since national statistics began being kept and the first since 1986 (Oklahoma) to accomplish this feat. Alabama allowed only 8.2 points per game, 183.6 total yards, 72.2 rushing yards, 111.5 passing yards and a 83.7 pass efficiency defense. Alabama finished with a 12-1 record.

Saban took over the Alabama program after serving two seasons at the helm of the Miami Dolphins, which was preceded by five seasons at LSU where he led an immediate turnaround of a program that had suffered through seven losing seasons during the 1990s. His 48 victories over five seasons were the third-most among Division I-A head coaches during that time and he is one of three coaches in Tiger history to win two SEC championships.

Saban served as head coach at Michigan State from 1995-99, his second stint at the East Lansing school as he also spent 1983-87 as the Spartans' defensive coordinator/secondary coach. After playing in only one bowl game in the previous four years, Michigan State made four postseason appearances in Saban's five years at the helm. Saban led MSU to a 34-24-1 (.585) record.

STOOPS SUMMARY

- OU Head Coach..... 15th Season, 159-39 (.803)
- Big 12 Regular Season Record..... 99-24 (.805)
- Big 12 Championship Game Record..... 7-1 (.875)
- Bowl Game Record..... 7-7 (.500)
- Home Record..... 87-5 (.946)
- Away Record 47-19 (.712)
- Neutral Record 25-15 (.625)
- vs. Ranked Opponents..... 49-23 (.681)
- vs. Non-Conference Opponents..... 54-14 (.794)
- vs. Alabama 2-0 (1.000)
- Alma Mater Iowa (1983)

SABAN SUMMARY

- Alabama Head Coach7th Season, 74-14 (.841)
- Overall FBS Head Coach.... 18th Season, 165-56-1 (.745)
- Toledo Head Coach 1 Season, 9-2 (.818)
- Michigan State Head Coach...5 Seasons, 34-24-1 (.585)
- LSU Head Coach 5 Seasons, 48-16 (.750)
- Miami Dolphins Head Coach..... 2 Seasons, 15-17 (.469)
- Bowl Game Record 8-6 (.571)
- vs. OU..... 1-0 (1.000)
- Alma Mater Kent State (1973)

THE LAST TIME VS. ALABAMA

9.6.03 • Bryant-Denny Stadium (83,818) • Tuscaloosa, Ala.



#1 OKLAHOMA
ALABAMA

20
13

TUSCALOOSA, Ala. (AP) -- Jason White, the hard-luck quarterback of the top-ranked Sooners, enjoyed the feeling of being around at end of Oklahoma's 20-13 win over Alabama -- especially after leaving last year's game with his second straight season-ending knee injury.

Survive is just what the Sooners (2-0) did, using big plays by White, a fake punt and two interceptions to deny an Alabama team sensing an upset.

The Crimson Tide (1-1) had never faced a No. 1 team at Bryant-Denny Stadium. Alabama got a reminder of what a top-ranked team looked like. The Tide hasn't been No. 1 in the regular season since 1980, two years before Bear Bryant retired.

White's performance proved the Sooners have more than just a great defense. He was 21-of-35 for 259 yards and two touchdowns.

Head coach Bob Stoops' gutsy playcalling and White's clutch passing helped save the Sooners from a potential loss.

Alabama closed within 13-10 on Brodie Croyle's 20-yard touchdown pass to Triandos Luke with 6:53 left in the third quarter.

Oklahoma's next drive appeared stalled, but punter Blake Ferguson's 22-yard pass on a fake gave Oklahoma some momentum, and White quickly followed with a 46-yard touchdown pass to Mark Clayton.

The Sooners finished with 355 total yards despite gaining just 74 on the ground.

Score by Quarters	1	2	3	4	Score	
Oklahoma	6	7	7	0	20	Record: (2-0)
Alabama	0	3	7	3	13	Record: (1-1)

Scoring Summary

1st	12:22 OU - DiCarlo, Trey 34 yd FG, 7-16, 2:32	3-0
	07:10 OU - DiCarlo, Trey 40 yd FG, 9-31 3:13	6-0
2nd	04:55 UA - Bostick, Brian 44 yd FG 11-51 5:32	6-3
	03:54 OU - Clayton, Mark 46 yd pass from White, Jason (DiCarlo, Trey kick), 3-81 1:01	13-3
3rd	06:53 UA - Triandos, Luke 20 yd pass from Croyle, Brodie (Bostick, Brian kick), 6-80 1:28	13-10
	04:31 OU - Jones, Brandon 47 yd pass from White, Jason (DiCarlo, Trey kick), 5-69 2:22	20-10
4th	01:32 UA - Bostick, Brian 36 yd FG, 13-44 2:45	20-13

	OU	UA
FIRST DOWNS.....	13	19
RUSHES-YARDS (NET).....	27-74	31-108
PASSING YDS (NET).....	281	195
Passes Att-Comp-Int.....	36-22-0	42-24-2
TOTAL OFFENSE PLAYS-YARDS.....	63-355	74-303
Fumble Returns-Yards.....	0-0	0-0
Punt Returns-Yards.....	4-3	2-5
Kickoff Returns-Yards.....	3-59	2-40
Interception Returns-Yards...	2-0	0-0
Punts (Number-Avg).....	6-44.3	7-34.9
Fumbles-Lost.....	0-0	3-0
Penalties-Yards.....	3-20	4-20
Possession Time.....	30:30	29:30
Third-Down Conversions.....	4 of 16	5 of 17
Fourth-Down Conversions.....	1 of 2	2 of 2
Red-Zone Scores-Chances.....	1-2	2-2
Sacks By: Number-Yards.....	5-32	0-0

RUSHING: OU - Jones 20-63; Works 6-12. UA - Williams 17-91; Hudson 3-13; Croyle 10-12; Darby 1-(-2).

PASSING: OU - White 21-35-2-0-259; Ferguson 1-1-0-0-22. UA - Croyle 24-42-1-2-195.

RECEIVING: OU - Jones 7-86-1; Bradley 4-83; Clayton 3-54-1; Wilson 2-9; Thompson 1-22; Runnels 1-17; Rankins 1-5; Moses 1-4; Donley 1-3; Jones 1-(-2). UA - Fulgham 4-59; Triandos 4-48-1; Williams 4-8; Fletcher 2-23; Greer 2-17; Johnston 2-15; Castille 2-7; Darby 2-5; Hudson 1-7; Taylor 1-6.

TACKLES (UA-A): OU - Everage 8-4; Mitchell 7-3; Lehman 8-1; Nicholson 7-1; Strait 5-2; Perkins 5-2; Jackson 3-3; Cody 3-0; Pool 2-0; Harris 2-0; Wilson 1-1; Dvoracek 1-1; Klein 1-0; Birdine 1-0; Clayton 1-0; Bradley 1-0; Jackson 0-1. UA - Pope 10-4; Ryans 6-3; Roach 5-3; Madison 4-3; Harper 5-1; Bryant 2-2; Ward 3-0; Jones 3-0; Childress 3-0; Peprah 3-0; Scott 2-1; Odom 2-0; Anderson 1-0; Loescher 1-0; Williams 1-0; Garth 0-1; Robinson 0-1.

OKLAHOMA FBS RANKINGS DURING THE STOOPS ERA (among teams in FBS since 1999; through games as of 12/7/13)

Rank	Category	Total
No. 1	Safeties Recorded	19
No. 2	Wins	159
No. 2	Winning Percentage	.803
T-No. 2	Fewest Losses	39
No. 2	Touchdowns Scored	931
No. 2	Total Points Scored	7,274
No. 2	Offensive Touches	12,077
No. 2	Total First Downs	4,502
No. 2	3rd-Down Conversions	1,285
No. 2	3rd-Down Defense	31.5%
No. 2	Punt Returns	595
T-No. 2	Punt Return Touchdowns	20
No. 3	Yards From Scrimmage	86,704
No. 3	Points Per Game	36.7
No. 3	Passing First Downs	2,399
No. 3	Interceptions	265
No. 3	Punt Return Yards	6,569
No. 3	Opponent Passing Yards Per Attempt	6.05

Career Games/Starts

Players	GP/GS	Players	GP/GS
OL Gabe Ikard	51/49	DE P.L. Lindley	16/1
DB Aaron Colvin	49/35	DT Jordan Phillips	15/4
FB Trey Millard	48/18	OL Derek Farniok	14/1
OL Austin Woods	48/0	DT Torrea Peterson	13/1
WR Jalen Saunders	47/33	K Nick Hodgson	13/0
OL Bronson Irwin	46/21	OL John-Philip Hughes	13/0
RB Roy Finch	46/10	DB Zack Sanchez	12/12
LB Corey Nelson	45/27	LB Dominique Alexander	12/7
RB Brennan Clay	45/15	DB Stanvon Taylor	12/1
DB Gabe Lynn	43/25	P Jed Barnett	12/0
DB Julian Wilson	36/13	WR Grant Bothun	12/0
DB Trey Franks	36/6	DE Chaz Nelson	12/0
K Michael Hunnicutt	36/0	DT Jordan Wade	11/7
FB Aaron Ripkowski	33/7	OL Ty Darlington	11/1
LB Aaron Franklin	33/0	DE Matt Dimon	11/0
OL Adam Shead	32/28	OL Tony Fav	11/0
LB Caleb Gastelum	32/0	OL Dionte Savage	11/0
OL Daryl Williams	31/23	DB Ahmad Thomas	11/0
DE Chuka Ndulue	31/18	OL Kyle Marrs	10/0
QB Blake Bell	31/8	RB Alex Ross	10/0
WR Jaz Reynolds	30/10	WR Derrick Woods	10/0
OL Tyrus Thompson	29/16	RB Keith Ford	9/0
DE Geneo Grissom	29/5	LB Londell Taylor	9/0
LB Eric Striker	25/12	LB Jordan Evans	8/0
WR Sterling Shepard	24/15	QB Trevor Knight	7/4
LB Frank Shannon	24/14	WR Austin Bennett	7/0
TE Brannon Green	24/0	DB Hatari Byrd	5/0
WR Lacoitan Bester	22/7	TE Taylor McNamara	4/1
WR Durren Neal	22/2	DB Dakota Austin	4/0
DB Kass Everett	22/0	TE Connor Knight	4/0
DE Rashod Favors	21/0	DE Mike Onuoha	4/0
DB Quentin Hayes	20/12	DB L.J. Moore	2/0
DB Cortez Johnson	17/4	DT Quincy Russell	2/0
DE Charles Tapper	16/11	QB Kendal Thompson	2/0
OL Nila Kasitati	16/6	DB Brandon Young	2/0

BIG 12 STANDINGS

TEAM	BIG 12	PCT.	OVERALL	PCT.
Baylor	8-1	.875	11-1	.917
OKLAHOMA	7-2	.778	10-2	.833
Oklahoma St.	7-2	.778	10-2	.833
Texas	7-2	.778	8-4	.667
Kansas St.	5-4	.556	7-5	.583
Texas Tech	4-5	.444	7-5	.583
TCU	2-7	.222	4-8	.333
West Virginia	2-7	.222	4-8	.333
Iowa St.	2-7	.222	3-9	.250
Kansas	1-8	.111	3-9	.250

BIG 12 BOWL SCHEDULE

(All time Central)

Buffalo Wild Wings | Dec. 28 | Tempe, Ariz.

Kansas State vs. Michigan, ESPN, 9:15 p.m.

Alamo | Dec. 30 | San Antonio, Texas

Texas vs. #10 Oregon, ESPN, 5:45 p.m.

Holiday | Dec. 30 | San Diego, Calif.

Texas Tech vs. #16 Arizona St., ESPN, 9:15 p.m.

Fiesta Bowl | Jan. 1 | Glendale, Ariz.

#6 Baylor vs. #15 UCF, ESPN, 7:30 p.m.

Sugar Bowl | Jan. 2 | New Orleans, La.

#11 Oklahoma vs. #3 Alabama, ESPN, 7:30 p.m.

Cotton Bowl | Jan. 3 | Arlington, Texas

#13 Oklahoma St. vs. #9 Missouri, FOX, 6:30 p.m.

ACTIVE SOONER STREAKS

200 - Games in which OU has scored
150 - Televised games
92 - Home sellouts
41 - Consecutive wins when leading at halftime
34 - Wins with 200 or more rushing yards
15 - Seasons OU won at least five Big 12 games
15 - Seasons in a bowl game
11 - Seasons in which at least three OU players drafted
8 - Wins at home when scoring at least 30 points

ALL-TIME WINS

TEAM	RECORD	GAMES
1. Michigan	910-320-36	1,266
2. Texas	875-338-33	1,246
3. Notre Dame	873-305-42	1,220
4. Nebraska	864-357-40	1,261
5. Ohio State	849-317-53	1,219
6. OKLAHOMA	841-312-53	1,206
7. Alabama	838-322-43	1,204
8. Tennessee	804-361-53	1,218
9. USC	795-323-54	1,172
10. Georgia	768-406-54	1,228

ALL-TIME AP POLL LEADERS

TEAM	TOTAL WEEKS	AVG. RANK
1. Ohio State	820	8.5
2. Michigan	795	9.3
3. OKLAHOMA	752	7.5
4. Notre Dame	738	8.3
5. USC	722	8.9

POLL POSITION

In the 247 AP polls since Bob Stoops became head coach:

Weeks at No. 1	30
Weeks in the top 5	111
Weeks in the top 10	145
Total weeks	214
Longest streak	88
Weeks OU was unranked	28
Weeks OU was unranked in his first season (1999)	15
Weeks unranked in nine seasons prior to Stoops	79

OU BY THE NUMBERS

9,347 - Seats added to stadium in Stoops era
337 - TV games that showed OU
152 - Wins since 2000
127 - Double-digit wins in the Stoops era
101 - Weeks ranked No. 1 by AP (leads nation)
91 - Years played in its current stadium, including 2013
65 - NFL draft picks under Stoops
64 - National award winners produced by OU
37 - Scoring average under Stoops
37 - Undefeated home seasons
33 - All-Americans under Stoops (2.4/year)
15 - States represented on Oklahoma roster
5 - OU has played in all five BCS games

10-Win Seasons

- OU leads the nation with 35 seasons in which the program has won 10 or more games.

Team	10-Win Seasons
1. OKLAHOMA	35
2. Alabama	33
3. Nebraska	27
4. Michigan	26
5. Southern Cal	24

- Stoops' 12 double-digit win seasons in his first 15 are unmatched among active FBS coaches.
- Since Stoops' first season in 1999, only Boise State (12) has as many 10-win seasons as the Sooners (12).

Team	10-Win Seasons
1. OKLAHOMA	12
Boise State	12
3. Virginia Tech	11

- In the 13 seasons prior to Stoops' arrival, the Sooners registered just two 10-win seasons, doing it in 1986 & 1987 under Barry Switzer.

Fastest Coaches to 150 Wins

- With the season-opening win against ULM (8/31), head coach Bob Stoops won his 150th career game. It took him 187 contests to get there, putting himself as the sixth-fastest coach to reach 150 career wins.

Coach	Games to 150 Wins
1. Barry Switzer	180
Oklahoma 1973-88	
Fielding Yost	180
Multiple Schools 1897-1900; Michigan 1901-23, 25-26	
Gil Doobie	180
North Dakota State 1906-'07; Washington 1908-16; Navy 1917-19; Cornell 1920-35; Boston College 1936-38	
4. Joe Paterno	184
Penn State 1966-11	
5. Tom Osborne	186
Nebraska 1973-97	
6. Bob Stoops	187
Oklahoma 1999-present	

Big 12 Conference Domination

- Oklahoma has won eight Big 12 Conference titles (2000, 02, 04, 06, 07, 08, 10, 12), twice as many as the next program in the league (Texas).
- Since 2000, Oklahoma is 94-21 (.817) in Big 12 play, the best mark in the conference. Texas is next with an 86-29 (.748) record.
- Since 2000, among BCS conference teams OU has the best league winning percentage, with the next-best records at Ohio State, which has an 90-22 (.804) record, followed by Texas.

Different QBs, Same Results

BIG 12 CHAMPIONSHIP QBs UNDER STOOPS

Under head coach Bob Stoops, Oklahoma has won eight Big 12 titles with six different starting quarterbacks.

Year	Quarterback	Record	Bowl Game
2000	Josh Heupel	13-0	Orange*
2002	Nate Hybl	12-2	Rose
2004	Jason White	12-1	Orange**
2006	Paul Thompson	11-3	Fiesta
2007	Sam Bradford	11-3	Fiesta
2008	Sam Bradford	12-2	BCS Champ**
2010	Landry Jones	12-2	Fiesta
2012	Landry Jones	10-3	Cotton

*Won National Champ **BCS National Champion App.

Thank You Seniors

- The 2013 Oklahoma senior class: has more wins (42) over the past four seasons than any Big 12 team ... has more Big 12 Championships (two – 2010, 2012) than any other team ... has more Big 12 wins (28) than any team ... owns a 3-1 record vs. Texas ... has a 21-3 record on Owen Field ... become the first Oklahoma team to defeat Notre Dame since 1956 ... earned four consecutive bowl berths, winning the 2011 Fiesta Bowl ... won 10 or more games all four seasons ... has registered 13 wins vs. ranked opponents (2010-13), no other team has more than nine (Oklahoma State - 9, Baylor - 7, Kansas State - 6, Texas - 4) ... won the final Big 12 Championship Game – 23-20 vs. Nebraska in 2010.

Bedlam Bytes

- With a 33-24 win over Oklahoma State (12/7), the Sooners own an 84-17-7 record in Bedlam, including a 12-3 mark under Bob Stoops.
- Oklahoma scored TDs on offense, defense (Eric Striker fumble return) and special teams (Jalen Saunders punt return, Michael Hunnicutt TD reception on a fake field goal) for the first time since versus Baylor (11/18/06).
- Oklahoma's second scoring drive lasted 8:02, the longest drive for the Sooners this season.
- OU threw a TD pass off a fake field goal in the third quarter, the first fake field goal touchdown since Matt McCoy threw a 14-yard pass to Chris Chester against Missouri (10/5/02).
- OU scored two special teams touchdowns (punt return and fake field goal) in the same game since scoring twice (punt return and kick return) versus Kansas (10/20/12).
- OU has had five different players attempt a pass this season (Bell, Bester, Bothun, Knight and Thompson), the most since five players did it in 2001 (Nate Hybl, Jason White, Antwone Savage, Hunter Wall and Mark Clayton).

SOONERS IN THE RANKINGS

Date	Record	AP	Coaches	BCS	Harris
Pre.	0-0	16	16	N/A	N/A
Sept. 3	1-0	16	15	N/A	N/A
Sept. 8	2-0	14	13	N/A	N/A
Sept. 15	3-0	14	12	N/A	N/A
Sept. 22	3-0	14	12	N/A	N/A
Sept. 29	4-0	11	10	N/A	N/A
Oct. 6	5-0	12	10	N/A	N/A
Oct. 13	5-1	18	18	N/A	17
Oct. 20	6-1	17	12	15	14
Oct. 27	7-1	13	9	10	10
Nov. 3	7-1	12	8	10	10
Nov. 10	7-2	22	17	18	20
Nov. 17	8-2	22	18	20	21
Nov. 24	9-2	20	17	18	19
Dec. 1	9-2	18	15	17	16
Dec. 8	10-2	11	10	11	10
Final					

OKLAHOMA COACHING STAFF

- During Bob Stoops' tenure at OU, six of his assistant coaches have gone on to become head coaches at other FBS programs.
- Four former Stoops' assistants are now head coaches: Mike Leach (Washington State), Bo Pelini (Nebraska), Kevin Sumlin (Texas A&M) and Kevin Wilson (Indiana).
- Mike Stoops returned to Oklahoma in 2012 as the defensive coordinator after a seven-year stint as head coach at Arizona.
- Two current assistants played for Oklahoma, including Cale Gundy (1990-93) and Josh Heupel (1999-00).
- OU's coaches have a cumulative 48 years on the sidelines in Norman and 209 years experience total.
- The OU staff has been involved in 148 bowl games, with 133 coming as coaches and 15 as players.
- Heupel is the offensive playcaller from the press box. All other assistant coaches are on the field during the game.

Bob Stoops Head Coach
 Mike Stoops Assoc. HC/Def. Coord./Safeties
 Bobby Jack Wright Asst. HC/CB
 Cale Gundy Dir. of Recruiting/RB
 Josh Heupel Co-Off. Coord./QB
 Jay Norvell Co-Off. Coord./WR
 Tim Kish Asst. Def. Coord./LB
 Bill Bedenbaugh Offensive Line
 Jerry Montgomery Defensive Line
 Jay Boulware TE/Special Teams
 Joe Jon Finley Offensive Quality Control
 Ryan McKim Special Teams Quality Control
 Chad Walker Defensive Quality Control

Avenging the Loss

- Since 2009, the Sooners have won 10 straight games over foes it lost to in the previous season.
- | Date | Result | Opponent | Date | Result |
|----------|----------|--------------|----------|----------|
| 10/17/09 | L, 13-16 | Texas | 10/02/10 | W, 28-20 |
| 11/07/09 | L, 3-10 | Nebraska | 12/04/10 | W, 23-20 |
| 11/21/09 | L, 13-41 | Texas Tech | 11/13/10 | W, 45-7 |
| 10/23/10 | L, 27-36 | Missouri | 09/24/11 | W, 38-28 |
| 11/06/10 | L, 19-33 | Texas A&M | 11/05/11 | W, 41-25 |
| 10/22/11 | L, 38-41 | Texas Tech | 10/06/12 | W, 41-20 |
| 11/19/11 | L, 38-45 | Baylor | 11/10/12 | W, 42-34 |
| 12/03/11 | L, 10-44 | Oklahoma St. | 11/24/12 | W, 51-48 |
| 10/27/12 | L, 13-30 | Notre Dame | 09/28/13 | W, 35-21 |
| 09/22/12 | L, 19-24 | Kansas St. | 11/23/13 | W, 41-31 |
- OU has not lost back-to-back regular season games since Oct. 2 and 9, 1999, Bob Stoops' debut season.
 - In that span, Oklahoma is a perfect 31-0 in the regular season following a regular season loss.

Sooners Rush for Over 300 Yards

- OU is 17-0 when rushing for over 300 yards under Stoops. The Sooners have done it four times in 2013, the most in any season in the Stoops era.
- OU recorded back-to-back 300-yard rushing games against Kansas State and Iowa State this year, doing so for the first time since against Texas (321) and Baylor (397) in October 1997.

300-YARD RUSHING GAMES UNDER STOOPS

Date	Opponent	Att.	Yds.	Avg.	TD
11/13/99	Iowa State	39	301	7.7	2
08/30/02	Tulsa	42	378	9.0	4
11/23/02	Texas Tech	61	329	5.4	5
11/08/03	Texas A&M	61	342	5.6	5
10/09/04	Texas	52	301	5.8	1
11/20/04	Baylor	47	302	6.4	3
11/26/05	Oklahoma St.	43	354	8.2	3
09/15/07	Utah State	39	343	8.8	3
11/24/07	Oklahoma St.	56	307	5.5	3
11/08/08	Texas A&M	38	328	8.6	4
10/16/10	Iowa State	56	325	5.8	4
09/08/12	Florida A&M	41	349	8.5	8
10/13/12	Texas	51	343	6.7	6
08/31/13	ULM	50	305	6.1	1
09/07/13	West Virginia	57	316	5.5	0
11/16/13	Iowa State	44	405	9.2	4
11/23/13	Kansas State	52	301	5.8	3

Musings from Manhattan

- OU is 5-0 under Bob Stoops in Manhattan after a 41-31 win over Kansas State (11/23). Since 1999, no Big 12 team has more wins vs. KSU than the Sooners' nine. Stoops is 8-2 vs. Bill Snyder.
- OU's 98-yard scoring drive in the second quarter was its longest of the season in terms of yards. Previously, its longest was a 97-yarder against Texas Tech (10/26). All 14 plays on the 98-yard scoring drive were runs.

- The 98 yards were the most covered on a drive by OU since an 11-play, 99-yard TD drive against Nebraska in the 2006 Big 12 title game (12/2/06).
- The Sooners held Kansas State to 24 rushing yards, marking the 35th time OU has held an opponent to under 50 yards rushing in the Stoops era. KSU's 24 rushing yards were the fewest allowed by OU since Baylor netted only 6 rushing yards (10/10/09).
- After holding Iowa State (11/16) to 103 rush yards and then K-State (11/23) to 24 yards, OU has recorded its lowest back-to-back rushing defense performances since BYU (9/5/09) ran for 28 and Idaho State (9/12/09) gained 22 yards.
- DB Zack Sanchez returned an interception 74 yards for a touchdown, the longest INT for a score by a Sooner since Dominique Franks returned an INT 85 yards at Kansas (10/24/09).

Items From ISU

- Oklahoma has won 15 straight vs. Iowa State and is 9-0 under Stoops after a 48-10 win (11/16) on Senior day. OU is 14-1 on Senior Day under Stoops.
- Between Damien Williams (128 yards) and Trevor Knight (123), OU had its first game with two 100-yard rushers since Chris Brown (122) and Mossis Madu (114) accomplished the feat in the Big 12 Championship game against Missouri (12/6/08).
- Williams (63), Brennan Clay (63) and Knight (56) all had TD runs of over 50 yards. The last time OU had three different players rush for TDs of 50+ yards was vs. Kansas State (10/15/88): Eric Mitchel (85), Charles Thompson (77) and Mike Gaddis (53).
- The last time OU had two different rushers score on runs of 60+ yards was vs. Utah State (9/15/07): Allen Patrick (69) and DeMarco Murray (92).

Thursday Night Football

- OU's matchup at Baylor (11/7) marked the 56th time in history that the Sooners played on Thursday night. In those games, OU has a 34-15-7 record, including a 3-1 mark under Bob Stoops.

THURSDAY GAMES UNDER STOOPS

Date	Opponent	Bowl	Result
12/31/09	Stanford	Sun	W, 31-27
09/20/07	at Tulsa	Reg. Season	W, 61-21
12/29/05	Oregon	Holiday	W, 17-14
11/7/13	at Baylor	Reg. Season	L, 12-41

- In regular season Thursday games, OU is 28-14-6 overall. All-time under Stoops, the Sooners are 7-8 in games not played on Saturdays, including a 2-1 regular season mark.
- Oklahoma gave up 459 yards of total offense and 41 points to Baylor. The Bears entered leading the NCAA at 718.4 yards and 63.9 points per game.

OKLAHOMA'S RECORD WHEN...

	2013	Stoops
August	1-0	5-0
September	3-0	43-6
October	3-1	49-13
November	2-1	46-11
December	1-0	12-3
January	0-0	4-6
Total	10-2	159-39
In Conference...		
at home	4-0	51-3
on the road	3-1	39-15
neutral	0-1	9-6
Total	7-2	99-24
In Non-Conference...		
at home	2-0	36-2
on the road	1-0	10-4
neutral (includes bowls)	0-0	14-9
Total	3-0	60-15
Versus Ranked Opponents...		
at home	1-0	16-2
on the road	2-1	13-8
neutral (includes postseason)	0-0	20-13
Total	3-1	49-23
In Games...		
decided by 3 pts or less	1-0	12-10
decided by 7 pts or less	1-0	26-18
decided by 14 points or more	4-1	109-12
decided by 28 points or more	3-1	69-5
Leading at halftime	9-0	141-9
Leading after 3 quarters	9-0	149-7
When Scoring...		
less than 20 points	1-1	10-19
20+ points	9-1	149-20
30+ points	8-0	128-6
40+ points	3-0	80-1
50+ points	1-0	43-0
60+ points	0-0	18-0
When Allowing...		
10 or fewer points	3-0	60-1
20 or fewer points	5-0	107-6
25+ points	2-2	28-27
With...		
400+ yards total offense	8-0	110-11
500+ yards total offense	3-0	59-2
600+ yards total offense	1-0	20-1
less than 100 yards rush	0-1	26-19
100+ yards rushing	10-1	133-20
200+ yards rushing	8-0	62-1
300+ yards rushing	4-0	17-0
100-yard rusher	5-0	76-6
100-yard rusher/receiver	0-0	31-0
less than 200 yards pass	7-2	39-11
300+ yards passing	1-0	66-12
400+ yards passing	1-0	19-2
500+ yards passing	0-0	3-0
300-yard passer	1-0	58-9
400-yard passer	1-0	15-2
500-yard passer	0-0	3-0
no turnovers	3-0	36-2
When Allowing...		
less than 200 total yards	1-0	26-1
less than 300 total yards	4-0	91-4
less than 400 total yards	8-0	136-17
400+ yards total offense	2-2	23-22
less than 100 yards rushing	5-0	88-5
100+ yards rushing	5-2	71-34
less than 100 yards passing	1-0	27-1
less than 200 yards passing	5-1	88-9
less than 300 yards passing	8-2	144-26
300+ yards passing	2-0	15-13

OU Defeats Unbeaten Red Raiders

- Texas Tech entered its game against OU (10/26) with a 7-0 record, but the Sooners prevailed with a 38-30 win. Under Bob Stoops, six teams have come to Norman after Oct. 1 with an unblemished record and only one emerged with a win.

UNBEATEN TEAMS AT OU AFTER OCT. 1

Date	Opponent	Record (AP Rank)	OU Result
10/26/13	Texas Tech	7-0 (10)	W, 38-30
10/27/12	Notre Dame	7-0 (5)	L, 13-30
11/22/08	Texas Tech	10-0 (2)	W, 65-21
10/13/07	Missouri	5-0 (11)	W, 41-31
10/01/05	Kansas St.	3-0 (NR)	W, 43-21
10/28/00	Nebraska	7-0 (1)	W, 31-14

- Oklahoma is now 7-1 in Norman and 10-5 overall against Texas Tech under Stoops.
- OU held Texas Tech to 72 yards rushing, well below Tech's average of 131.7 entering the game.
- With a win in his first meeting opposite TTU coach Kliff Kingsbury, Stoops has registered a 23-1 record the last 24 times he has faced a coach for the first time in a Big 12 game.

Unique Plays Lift OU Past Kansas

- In Oklahoma's 34-19 win over Kansas (10/19), the Sooners scored three times in unique ways.
- The first instance came when freshman DL Matt Dimon blocked a punt that resulted in a safety. It was the first punt block by OU since Corey Nelson did it against Texas A&M (11/6/10) and the first team safety since last year vs. Texas (10/13/12).
- On the Sooners' ensuing possession, WR Lacoltan Bester took a pitch on a reverse and threw a 49-yard TD pass to fellow WR Sterling Shepard. It was OU's first TD pass by a non-QB since Mark Bradley threw a 17-yard TD pass to Mark Clayton vs. Oklahoma State (11/1/03).
- Bester was a quarterback at Kemper County High School. As a senior he completed 133-272 passes for 2,059 yards and 24 touchdowns.
- Lastly, In the fourth quarter after a Kansas TD, DT Jordan Wade blocked an extra point for the second game in a row. DB Aaron Colvin scooped the loose ball up and ran it back 98 yards for two points.

Last Thoughts from Lawrence

- Oklahoma is 9-0 vs. Kansas under Stoops, including a 4-0 mark in Lawrence.
- The Sooners are 15-0 in games immediately following the Red River Rivalry under Stoops, including 7-0 vs. Kansas.
- OU limited the Jayhawks to just 16 pass yards, the lowest total allowed by OU since Arkansas threw for 13 yards in the Cotton Bowl (1/1/2002).

- The 16 pass yards are also the fewest allowed by any team against a BCS opponent since Kentucky limited Tennessee to 15 pass yards on 11/26/11.

FEWEST PASS YARDS VS. BCS TEAM, SINCE 2012

Defense	Opponent	Date	Yards	Comp./Att.
Oklahoma	Kansas	10/19/13	16	5/13
Michigan	Illinois	10/13/12	29	7/16
Texas Tech	Kansas	11/10/12	29	6/15
South Carolina	Arkansas	10/12/13	30	4/13
Maryland	Georgia Tech	11/03/12	31	2/4
Army	Temple	11/17/12	31	2/4

- DE Charles Tapper had a career-high 3.0 tackles for loss in the win and matched his career high in both tackles (6) and sacks (2.0). The 3.0 TFL by Tapper were the most by an OU player since Frank Alexander had 3.5 at Baylor (11/19/11).

OU's Big 12 Win Streak Snapped

- With the 36-20 loss to Texas (10/12), OU's Big 12 win streak ended at 10 games dating back to 2012.
- The winning streak was the third-longest in program history, trailing a 17-game streak from 2003-05 and a 13-game run from 2000-01.

Tallying up the Tackles

- Against Texas (10/12), OU had three players with 10 or more tackles for the first time since a 27-24 win vs. Air Force (9/18/10).
- Freshman LB Dominique Alexander recorded career highs of 19 tackles and 1.0 TFL.
- Alexander's total was the highest by a Sooner since LB Travis Lewis had 19 vs. Texas (10/11/08), the most by a Big 12 player this season and tied for the ninth highest total in the FBS to date this season.
- LB Frank Shannon had a career-high 16 tackles and also forced the first fumble of his career.
- DL Chuka Ndulue set a career high with 15 tackles. The last time an OU defensive lineman had double-digit tackles was Jeremy Beal with 10 against Oklahoma State (11/28/10).
- Ndulue's 15 tackles were the most by a Sooner defensive end since Reggie Barnes had 15 vs. Colorado (10/27/90).

Takeaways From TCU

- OU started 5-0 for the ninth time under Stoops, including three times in the last four years, with a 20-17 win over TCU (10/5).
- Dating back to the Notre Dame game (9/28/13) and into the third quarter against TCU (10/5), Oklahoma's defense forced 10 straight three-and-outs. That's the longest streak by OU since at least before the 2003 season (drive charts not readily available prior to 2003 season).
- TCU ran just 53 plays, the fewest by an OU foe since Oklahoma State (11/28/09) ran 52.

STOOPS' ERA DEFENSIVE TDs

2013
Eric Striker..... 3-yd FR at Oklahoma St (12/7)
Zack Sanchez..... 74-yd INT at Kansas State (11/23)
Geneo Grissom..... 54-yd INT vs. Texas (10/12)
Corey Nelson..... 24-yd INT at Notre Dame (9/28)
2012
Javon Harris..... 46-yd INT at Texas Tech (10/6)
2011
Jamell Fleming..... 56-yd FR vs. Texas (10/8)
David King..... 19-yd FR vs. Texas (10/8)
Demontre Hurst..... 55-yd INT vs. Texas (10/8)
Tom Wort..... 22-yd FR vs. Ball State (10/1)
2010
Tony Jefferson..... 22-yd INT vs. Connecticut (1/1/11)
Jamell Fleming..... 55-yd INT vs. Connecticut (1/1/11)
Ronnell Lewis..... 12-yd INT at Baylor (11/20)
2009
Brian Jackson..... 52-yd FR vs. Texas A&M (11/14)
Dominique Franks..... 85-yd INT at Kansas (10/24)
Frank Alexander..... FR in end zone vs. Idaho State (9/12)
2008
Dominique Franks..... 39-yd FR at Texas A&M (11/8)
Dominique Franks..... 18-yd INT vs. Nebraska (11/1)
2007
Lendy Holmes..... 63-yd INT vs. Texas Tech (11/17)
Curtis Lofton..... 12-yd FR vs. Missouri (10/13)
Curtis Lofton..... 45-yd INT vs. Utah State (9/15)
Reggie Smith..... 61-yd FR vs. Miami (9/8)
Nic Harris..... 24-yd INT vs. North Texas (9/1)
2006
Marcus Walker..... 33-yd. INT vs. Boise State (1/1/07)
Reggie Smith..... 42-yd. INT vs. Baylor (11/18)
Zach Latimer..... 22-yd. INT vs. Middle Tenn. St. (9/23)
2005
Chijioke Onyenegecha..... 63-yd. INT vs. Neb. (10/29)
D.J. Wolfe..... 65-yd. INT vs. Kansas (10/15)
Clint Ingram..... 48-yd. INT vs. Tulsa (9/10)
2004
Lance Mitchell..... 28-yd. FR vs. Kansas (10/23)
2003
Derrick Strait..... 17-yd. FR vs. Texas A&M (11/8)
Jonathan Jackson..... 21-yd. INT vs. Texas (10/11)
Eric Bassey..... 34-yd. INT vs. UCLA (9/20)
2002
Derrick Strait..... 75-yd. INT vs. Baylor (11/16)
Antonio Perkins..... 50-yd. INT vs. UTEP (9/14)
Michael Hawkins..... 45-yd. INT vs. UTEP (9/14)
Eric Bassey..... 45-yd. FR vs. Alabama (9/7)
2001
Teddy Lehman..... 2-yd. INT vs. Texas (10/6)
Roy Williams..... 18-yd. FR vs. Kansas State (9/29)
Cory Heinecke..... 69-yd. FR vs. Air Force (9/1)
Rocky Calmus..... 14-yd. FR vs. North Carolina (8/25)
Derrick Strait..... 47-yd. INT vs. North Carolina (8/25)
2000
J.T. Thatcher..... 85-yd. INT vs. Texas Tech (11/18)
Torrance Marshall..... 41-yd. INT vs. Texas A&M (11/11)
Derrick Strait..... 32-yd. INT vs. Nebraska (10/28)
Rocky Calmus..... 41-yd. INT vs. Texas (10/7)
Roy Williams..... 35-yd. INT vs. UTEP (9/2)
1999
Mike Woods..... 43-yd. INT vs. Oklahoma State (11/27)

Notes from Notre Dame

- OU started 4-0 for the ninth time under Stoops, including three times in the last four years, after a 35-21 win at Notre Dame (9/28).
- OU is now 2-9 all-time against Notre Dame, recording its first win against the Fighting Irish since a 40-0 win on Oct. 27, 1956.
- OU became the first current member of the Big 12 to defeat Notre Dame since Texas posted a 21-17 win in the Cotton Bowl (1/1/70).
- The victory snapped Notre Dame's 10-game home winning streak.

Defense Leads the Way at ND

- Oklahoma entered the Notre Dame game (9/28) with three INTs on the season and had three in the first half. The last time OU had three INTs in a game was last year vs. Texas Tech (10/6/12).
- LB Corey Nelson returned his INT 24 yards for a touchdown. It was the first INT for a TD by OU since Javon Harris returned a pick 46 yards against Texas Tech (10/6/12) and the first by an OU LB since Curtis Lofton's 45-yard return against Utah St. (9/15/07).
- With INTs by Nelson and Frank Shannon, it marked the first time OU had multiple LBs with an INT in the same game since Ryan Reynolds and Keenan Clayton vs. BYU (9/5/09).

Notes on Bell's Historic First Start

- Redshirt junior QB Blake Bell made the first start of his career against Tulsa (9/14), completing 27 of 37 passes for 413 yards and four TDs, all career highs. He also ran 10 times for 24 yards.
- Bell's 413 pass yards were the most by an OU QB in his first career start, passing Sam Bradford's record of 363 yards vs. North Texas (9/1/07).

MOST PASS YARDS, FIRST START AT OU

Yds.	Player	Opponent	C/A/TD/INT
413	Blake Bell	Tulsa (9/14/13)	27/37/4/0
363	Sam Bradford	No. Texas (9/1/07)	39/60/4/0
353	Josh Heupel	Indiana St. (9/11/99)	31/40/5/1
343	Jason White	Baylor (10/20/01)	52/73/5/1
286	Landry Jones	Idaho St. (9/12/09)	23/33/4/0

- Bell's 437 yards of total offense (413 pass, 24 rush) was the ninth-highest total in OU history. He joins Landry Jones and Sam Bradford as the only three OU players with 430 yards of total offense or more.
- The four passing touchdowns are still tied for the most by a Big 12 player this season.
- Bell became the fourth OU quarterback to throw for over 400 yards in a game, joining Landry Jones, Sam Bradford and Josh Heupel.

OU Beats WVU in Big 12 Opener

- Oklahoma opened the Big 12 schedule with a 16-7 win over West Virginia (9/7). OU is 4-2 all-time against WVU and 3-1 vs. them in Norman.
- After combining for 99 points last season in a 50-49 OU win, OU and WVU combined for 23 points. The 76-point differential is the second-highest in back-to-back seasons against the same opponent since going for a combined 90 points against Nebraska in 2008 followed by a 13-point combined output in 2009.

Sooners Win Season Opener

- With a 34-0 win over ULM (8/31), OU moved to 91-22-6 all-time in season openers and 48-9-5 in home openers overall.
- OU is 13-2 in season openers under Bob Stoops and 5-0 under Stoops in the month of August, outscoring foes by a combined 206-32 margin.
- OU held ULM QB Kolton Browning, the preseason Sun Belt Offensive Player of the Year, to 128 yards passing and no touchdowns. Browning totaled 131 yards of total offense vs. OU after averaging 295 yards last season.

Shutouts Under Stoops

- With the season-opening 34-0 win over ULM (8/31), OU has 14 shutouts under Bob Stoops.

Date	Opponent	Score
09/11/99	Indiana State	49-0
11/06/99	Missouri	37-0
11/03/01	Tulsa	58-0
08/30/02	Tulsa	37-0
09/14/02	UTEP	68-0
11/08/03	Texas A&M	77-0
10/09/04	Texas	12-0
11/20/04	Baylor	35-0
09/23/06	Middle Tenn. State	59-0
09/12/09	Idaho State	64-0
09/19/09	Tulsa	45-0
11/28/09	Oklahoma State	27-0
10/16/10	Iowa State	52-0
08/31/13	ULM	34-0

About the Offense

- Under Stoops, OU has produced career leaders in passing, receiving, total offense and all-purpose yards, four top-10 career rushers and season record holders in rushing, passing, total offense and receiving yards.
- Stoops' teams have set over 65 school records.
- OU has scored in 200 straight games (11/7/98).
- Since Stoops' arrival, Oklahoma has scored 7,274 points - an average of 36.7 per game.
- OU is the highest-scoring team in history with 32,816 points in 1,205 games, while Nebraska is next with 31,714 points in 1,259 games.

Knight as the Starter

- QB Trevor Knight has completed over 50 percent of his passes in his four starts, throwing 5 TDs and 4 INTs, averaging 10.6 yards per completion.
- At Kansas State (11/23), he completed a career-high 14 passes for a personal-best 171 passing yards and a score. He also ran a career-high 14 times for 82 yards and another touchdown.
- Knight started for OU against ULM (8/31), becoming the first freshman to get the nod in a season opener since Sam Bradford started in a 79-10 win vs. North Texas (9/1/07).
- Knight was the 14th freshman QB overall to start a game at Oklahoma, and the fourth to start a season opener.

OU FRESHMAN QBS TO WIN A SEASON OPENER

Trevor Knight San Antonio, Texas RS-Freshman
W 34-0 vs. ULM (8/31/13) Rush: 13-103, Pass: 3 TDs

Sam Bradford Oklahoma City, Okla. RS-Freshman
W 79-10 vs. N. Texas (9/1/07) Pass: 21-23, 363 yds, 3 TDs

Eric Moore Dallas, Texas RS-Freshman
W 38-22 vs. San Diego St. (9/9/95) Pass: 11-22, 143 yds

Steve Collins Ennis, Texas RS-Freshman
W 73-3 vs. NM St. (9/2/89) Pass: 3-6, 18 yards

- Against ULM, Knight ran 13 times for 103 yards and was 11-28 passing for 86 yards and 3 TDs.
- Knight became the second QB under Stoops to run for 100 yards, joining Jason White who had 117 yards on 12 rushes at Kansas (10/13/01).
- Knight is the first OU freshman QB to rush for 100 yards since Steven Collins had 135 yards vs. Kansas State (11/11/89).
- Knight is the 10th player and third QB in Sooner history to rush for 100+ yards in a career debut.
- Knight's three TD passes tied Sam Bradford for the most by an OU freshman QB in a debut.

Bell as the Starter

- QB Blake Bell has completed over 60 percent of his passes in his eight starts, throwing 11 TDs and five INTs, averaging 6.97 yards per attempt.
- On the year, Bell is fifth in the Big 12 in total offense (173.0) and pass efficiency (132.2) and sixth in passing yards per game (149.8).

Big Plays for the "Claymaker"

- Senior RB Brennan Clay ranks seventh in the Big 12 with 76.1 rushing yards per game.
- With 913 rushing yards on the season, Clay is 87 yards away from becoming the 21st player in OU history to rush for over 1,000 yards in a season and the first to do so since DeMarco Murray ran for 1,214 yards in 2010.
- At Kansas State (11/23), Clay finished with a career-high 200 yards and two TDs on a career-

high 31 carries. It was Clay's fourth career 100-yard rushing game and third of the season.

- His previous career-high of 170 yards was set earlier this year against West Virginia (9/7/13), while his career-best carries total of 24 came at Iowa State (11/3/12).
- Clay's day marked the most yards and carries by a Sooner since DeMarco Murray went for 208 yards on 35 attempts against Utah State (9/4/10).
- Clay becomes the fifth player in the Stoops era to eclipse 200 rushing yards in a game:

200-YARD RUSHING GAMES UNDER STOOPS

Player	Opp. (Date)	ATT	YDS	AVG	TD
Adrian Peterson	OSU (10/30/04)	33	249	7.5	1
Quentin Griffin	Texas (10/12/04)	32	248	7.8	1
Adrian Peterson	Baylor (11/20/04)	32	240	7.5	3
Quentin Griffin	Tulsa (8/30/02)	17	237	13.9	0
Adrian Peterson	OSU (11/26/05)	23	237	9.9	2
Adrian Peterson	Texas (10/9/04)	32	225	7.0	0
Adrian Peterson	Tulsa (9/10/05)	32	220	6.9	3
Adrian Peterson	Oregon (9/16/06)	34	211	6.2	1
DeMarco Murray	Utah St. (9/4/10)	35	208	5.9	2
Quentin Griffin	TTU (11/23/02)	31	207	6.7	3
Allen Patrick	OSU (11/24/07)	29	202	7.0	2
Quentin Griffin	Air Force (9/1/01)	26	201	7.7	1
Brennan Clay	K-State (11/23/13)	31	200	6.5	2

- Against TCU (10/5), Clay had a 76-yard TD run and finished with 111 yards on nine carries. The 76-yard run was the longest of Clay's career and was the longest run by a Sooner since Damien Williams' 95-yarder vs. Texas (10/13/12).
- With a 33-yard rush in the first quarter against West Virginia (9/7), Brennan Clay eclipsed the 1,000-yard career rush mark, becoming the 70th Sooner to do so. Clay finished with 22 rushes for 170 yards on the night.

Saunders Stepping Up

- Senior WR Jalen Saunders leads the Sooners in receptions (56), receiving yards (654) and is tied for the team lead with six TD catches.
- He is second in the Big 12 and 11th in the FBS with 16.8 yards per punt return and seventh in the Big 12 with 4.7 catches per game.
- Saunders has 198 career catches for 3,010 yards. With two more catches, Saunders would become the 10th active player in the FBS to reach career totals of 200 receptions and 3,000 receiving yards.
- Saunders scored on a 64-yard punt return at Oklahoma State (12/7), his second punt return touchdown of the season and third of his career.
- Among active FBS players, Saunders is one of only four players with three or more career PR TDs.

- Saunders is the first Sooner with multiple punt return touchdowns in the same season since Antonio Perkins recorded four in 2003.
- Saunders' three career punt return touchdowns ties him for third all-time in OU history.
- Against Texas Tech (10/26), Saunders finished with six receptions for 153 yards, his fifth 100-yard game as a Sooner and the 10th of his career.
- Saunders' 153 yards all came in the second quarter, setting a school record for receiving yards in a quarter. The previous record was held by Malcolm Kelly vs. Middle Tennessee (9/23/06) as he had 134 yards in the first quarter.
- Saunders' 153 receiving yards is also the fifth-highest total in a first half in OU history and the most since Ryan Broyles had 165 yards against Iowa State (10/16/10).
- With two touchdown receptions, Saunders recorded the fifth multi-touchdown reception game of his career and second of the season. He also had two against ULM (8/31).
- Saunders' 76-yard touchdown tied his career long as a Sooner with a 76-yard reception last season at West Virginia (11/17/12).

Shepard Matching Father's Marks

- Sophomore WR Sterling Shepard is tied for the team lead in TD receptions (6) and is second in receptions (44) and receiving yards (540).
- Shepard's late father, Derrick Shepard, lettered at OU from 1983-86. He finished with 76 catches for 1,237 yards and eight TDs. In just two seasons, Sterling is close to passing those totals.

SHEPARD COMPARISON

Name	Receptions	Rec. Yards	TD Catches
Sterling	89	1,161	9
Derrick	76	1,237	8
TOTALS	165	2,398	17

- At Oklahoma State (12/7), Shepard recorded the third 100-yard game of his career when he caught seven passes for 112 yards.
- Shepard finished with five catches for 43 yards against Texas Tech (10/26) to become the 31st player in OU history with 1,000 receiving yards.
- Shepard has a pair of multi-touchdown games in his career, with both coming this year against Tulsa (9/14) and Kansas (10/19).
- Against Tulsa, Shepard finished with a career-high eight catches for a career-best 123 yards.

Reynolds Joins 1,000-Yard Club

- Jaz Reynolds went over 1,000 career receiving yards this year, doing so on an 82-yard completion against Tulsa (9/14). Reynolds has 1,173 yards in his career.

- Reynolds' 109-yard receiving total was his third career 100-yard game and first since catching seven passes for 114 yards at Baylor (11/19/11).
- Reynolds' reception was OU's longest since Cameron Kinney caught an 86-yard pass thrown by Landry Jones at Oklahoma State (11/27/10).
- The 82-yard reception was the second-longest all-time at Owen Field behind an 86-yard catch by Wahoo McDaniel vs. West Virginia (9/27/58).

Bester Does it All

- WR Lacoltan Bester has a receiving TD, a rushing TD and a passing TD this season. He is one of 18 FBS players, and seven WRs, to do that this year.
- Bester is the first Sooner to accomplish the feat since Joe Wylie did it in 1970 and the seventh in program history.
- The latest for Bester was the rushing TD against Texas Tech (10/26) where he took a reverse pitch running right, looked to throw, pulled it down, reversed field and used his blockers to score from 35 yards out. It was the first carry of his career.
- Bester had the first TD reception of his career at Notre Dame (10/28) and then threw a TD pass to Sterling Shepard at Kansas (10/19).
- On the year, Bester is third on the team in receptions (20), receiving yards (279) and tied for fourth with his one TD catch.

Ikard Excelling On and Off the Field

- Senior offensive lineman Gabe Ikard has enjoyed success both on and off the field in 2013.
- After starting the year as a preseason first-team All-American by SI.com and ESPN.com, Ikard validated those accolades by being named a midseason first-team All-American by CBS Sports, *Sports Illustrated* and *USA Today*.
- Ikard was named the winner of the Wuerffel Trophy, given to the player who best combines exemplary community service with athletic and academic achievement, and the Lee Roy Selmon Spirit Award, which is given to the player who best represents the qualities of character that Selmon displayed with an emphasis on academics and community service.

About the Defense

- OU has forced at least one turnover in 171 of 198 games over the last 15 seasons - 86.4% of games played in that span.
- The Sooner defense has at least one interception in 73.2% of its games (145 of 198) under Stoops.
- Under Stoops, the OU defense has given up an average of just 18.9 points per game.

- DB Zack Sanchez is tied for fifth in the Big 12 with 1.08 passes broken up per game ... DE Charles Tapper is seventh with 5.5 sacks on the year ... LB Frank Shannon is tied for 13th with 7.1 tackles per game.

Mike Stoops Guides Defense

- OU associate head coach and defensive coordinator Mike Stoops is back for his second season on the coaching staff after previously guiding the OU 'D' from 1999-03.
- With the shutout in the 2013 opener over ULM, Stoops' defenses have posted six shutouts, including five in his first stint in Norman.
- In his first stint at OU, four of Stoops' five defenses finished No. 7 or better nationally in scoring defense and top 10 for total defense.
- From 2000-03, Stoops' defenses also finished in the top 25 in pass defense and rush defense every season and in pass efficiency defense and turnovers forced twice.
- In addition, Stoops is the only coach to have an athlete win both the Nagurski and Thorpe awards in the same season, doing so twice with Roy Williams in 2001 and Derrick Strait in 2003.

Defensive TDs at 47 in Stoops Era

- OU has 47 defensive TDs under Bob Stoops.
- Fourteen TDs have come via fumble return.
- The defense has scored at least one TD in all of Stoops' 15 seasons, including four in 2013.

About the Special Teams

Oklahoma's special teams under Bob Stoops ...

- There have been 33 special teams touchdowns, which have come via five different kinds of plays -- punt returns, fake field goals, blocked punts, kickoff returns and a fake punt.
- Special teams also owns five safeties in that span and a defensive PAT.
- Oklahoma has returned eight kickoffs and 20 punts for touchdowns and has blocked 30 kicks.
- Nick Hodgson is tied for the nation's lead by averaging 64.3 yards per kickoff and is eighth in touchback percentage at 65.6 percent.

Many Happy Returns

Information on returns during the Stoops era ...

- Kickoff Returns -- 127 returns of 25 yards or more with eight touchdowns.
- Punt Returns -- 80 returns of 15 or more yards with 20 touchdowns.
- Interception Returns -- 100 returns of 10 or more yards with 27 touchdowns.
- Fumble Returns -- 10 returns of 15 or more yards with 14 touchdowns.

Scoring on Special Teams

- Over the last two seasons, only North Carolina has more punt return touchdowns and combined punt/kick return touchdowns than the Sooners.

MOST PR/KR TOUCHDOWNS SINCE 2012

Team	PR TD	KR TD	Total
North Carolina	6	2	8
Oklahoma	4	1	5
Duke	3	2	5
Missouri	3	2	5
North Carolina State	3	2	5
Oregon	3	2	5
Oklahoma State	2	3	5
New Mexico	0	5	5

Hunnicuttt Through the Uprights

- Having made 23 of 26 field goals this year, junior kicker Michael Hunnicutt is fifth in the FBS in field goals made.

MOST FIELD GOALS MADE, FBS PLAYERS

Player	Team	FGM	FGA	PCT.
Jeff Budzien	N'western	23	25	.920
Michael Hunnicutt	Oklahoma	23	26	.885
Ryan Bustin	Texas Tech	22	26	.846
Zane Gonzalez	Arizona St.	22	26	.846
Austin Lopez	San Jose St.	22	27	.815

- The 23 field goals made this year by Hunnicutt are the most in any season by an OU kicker.

MOST FIELD GOALS IN A SEASON AT OU

Player	Year	FGM	FGA	PCT.
Michael Hunnicutt	2013	23	26	.885
Tim Duncan	2001	21	30	.700
Michael Hunnicutt	2011	21	24	.875

- Against Texas Tech (10/26), he became the 11th member of the 300-point club at Oklahoma. He now ranks tied for second, first among kickers, after a 15-point effort at Oklahoma State (12/7).

OKLAHOMA'S CAREER SCORING LEADERS

Pts.	Player	Pos.	Years	TD	FG	PAT
390	DeMarco Murray	RB	2007-10	65	0	0
342	Steve Owens	RB	1967-69	57	0	0
342	Michael Hunnicutt	K	2011-13	1	61	153
328	R.D. Lashar	K	1987-90	0	44	196

- With two field goals at Oklahoma State (12/7), Hunnicutt now has 20 multi-field goal games in his career, extending his own school record.
- With a 39-yard field goal against TCU (10/5), Hunnicutt set the school record with his 49th career field goal. It broke a tie he held with Tim Duncan (1999-01) and Tim Lashar (1983-86).
- Hunnicutt is now 61-71 (.859) for his career on field goals.

SPECIAL TEAMS SCORING PLAYS

During the Stoops era ...

2013

Fake FG, H G. Bothun 8-YD pass to K M. Hunnicutt at Oklahoma State (12/7) (TD)
 Jalen Saunders 64-YD PR at Oklahoma State (12/7) (TD)
 Jalen Saunders 91-YD PR vs. Iowa State (11/16) (TD)
 J. Wade XP Block, A. Colvin 98-YD Def. PAT at Kansas (10/19) (2 pts.)
 Matt Dimon blocked punt at Kansas (10/19) (safety)

2012

Jalen Saunders 81-YD PR vs. Oklahoma St. (11/24) (TD)
 Justin Brown 90-yard PR vs. Kansas (10/20) (TD)
 Roy Finsh 100-yard KOR vs. Kansas (10/20) (TD)

2010

Fumble on KOR out of end zone at Baylor (11/20) (safety)
 Corey Nelson blocked punt at Texas A&M (11/6) (safety)
 Javon Harris blocked punt vs. Colorado (10/30) (safety)

2009

R. Broyles 87-YD PR vs. Oklahoma State (11/28) (TD)

2008

Ryan Broyles 68-YD PR vs. Kansas State (10/25) (TD)

2007

DeMarco Murray 91-YD KOR vs. Baylor (11/10) (TD)
 DeMarco Murray 81-YD KOR vs. Tulsa (9/20) (TD)

2006

Juaquin Iglesias 88-YD KOR vs. Baylor (11/18) (TD)
 Jason Carter blocked punt vs. Missouri (10/28) (safety)
 Reggie Smith 61-YD PR vs. Middle Tenn. (9/23) (TD)

2004

Mark Clayton 50-YD PR vs. Oklahoma St. (10/30) (TD)
 Antonio Perkins 51-YD PR vs. Houston (9/11) (TD)

2003

Antonio Perkins 69-YD PR vs. Missouri (10/18) (TD)
 Mark Bradley 100-YD KOR vs. Iowa State (10/4) (TD)
 Antonio Perkins 3 PR for TD (74, 84, 65) vs. UCLA (9/20)
 Faked PAT, Matt McCoy rush vs. Fresno State (9/13) (2 pt.)

2002

Antonio Perkins 51-YD PR vs. Wash. St. (1/1/03) (TD)
 Will Peoples recovered BP vs. Texas Tech (11/23) (TD)
 Terrance Simms recovered BP vs. Iowa St. (10/19) (TD)
 Fake FG, C. Chester 14-YD pass from H M. McCoy vs. Missouri (10/5) (TD)
 Antonio Perkins 82-YD PR vs. UTEP (9/14) (TD)
 Antonio Perkins 91-YD PR vs. Tulsa (8/30) (TD)

2001

Fake FG, KTim Duncan 10-YD run vs. Texas A&M (11/10) (TD)
 Fake P, H. Wall 33-YD pass fr. A. Savage vs. KSU (9/29) (TD)
 Antwone Savage 88-YD KOR vs. N. Carolina (8/25) (TD)

2000

J.T. Thatcher 60-YD PR vs. Baylor (11/4) (TD)
 J.T. Thatcher 66-YD PR vs. Arkansas State (9/9) (TD)

1999

Brandon Daniels 89-YD KOR at Notre Dame (10/2) (TD)
 Fake FG, K T. Duncan 4-YD pass fr. P. Fletcher vs. Texas (10/9) (TD)
 Jarraill Jackson 70-YD PR vs. Missouri (11/6) (TD)
 J.T. Thatcher 81-YD PR vs. Oklahoma State (11/27) (TD)



SOONERS IN THE NFL

There are currently 27 former Sooners on active NFL rosters, including injured reserve and practice squad.

Frank Alexander	Carolina Panthers
Sam Bradford	St. Louis Rams (IR)
Justin Brown	Pittsburgh Steelers (PS)
Ryan Broyles	Detroit Lions (IR)
Quinton Carter	Denver Broncos (IR)
Chris Chester	Washington Redskins
Jamell Fleming	Jacksonville Jaguars
Dominique Franks	Atlanta Falcons
Jermaine Gresham	Cincinnati Bengals
James Hanna	Dallas Cowboys
Demontre Hurst	Chicago Bears (PS)
Tony Jefferson	Arizona Cardinals
Lane Johnson	Philadelphia Eagles
Landry Jones	Pittsburgh Steelers
Davin Joseph	Tampa Bay Buccaneers
David King	Cincinnati Bengals (PS)
Travis Lewis	Detroit Lions
Phil Loadholt	Minnesota Vikings
Curtis Lofton	New Orleans Saints
Gerald McCoy	Tampa Bay Buccaneers
Stacy McGee	Oakland Raiders
DeMarco Murray	Dallas Cowboys
Adrian Peterson	Minnesota Vikings
Donald Stephenson	Kansas City Chiefs
Kenny Stills	New Orleans Saints
Casey Walker	Carolina Panthers (PS)
Trent Williams	Washington Redskins

Drafted players | IR - Injured Reserve | PS - Practice Squad



Sooner Sports TV

- In 2012, Oklahoma and FOX Sports agreed to a 10-year multimedia programming partnership featuring "Sooner Sports TV powered by FOX Sports."
- This multi-platform network that provides for immediate and wide distribution of at least 1,000 hours of Sooner sports programming annually on a variety of FOX Sports outlets
- "Sooner Sports TV powered by FOX Sports" has an immediate distribution reach of approximately 9 million TV homes in Oklahoma, Texas, Arkansas and Louisiana with potential for future growth."
- OU Director of Athletics Joe Castiglione: "This really gives us the best of all possible worlds. We'll have substantial OU branding and programming along with immediate and full distribution for fans throughout Oklahoma, Texas, our region through a variety of FOX platforms. The exciting part is it also gives us a chance to grow along with our media partner. We really thought this approach would serve our fans the best way possible."

OU Football on Sooner Sports TV

Date	Time	Program	Channel
12/30	6 p.m.	Sooner Practice Report	FSOK
12/31	3:30 p.m.	Sooner Practice Report	FSOK
1/1	7 p.m.	Sooner Practice Report	FSOK
1/2	6:30 p.m.	Sooner Sports Gameday	FSOK/FSSW

FSOK - Fox Sports Oklahoma;
FCS - Fox College Sports;
FSSW - Fox Sports Southwest;
FSSW+ - Fox Sports Southwest Plus



15 Years Together - BCS

- In his 15th year as head coach at Oklahoma, Bob Stoops has worked the entire time with President David Boren and Director of Athletics Joe Castiglione.
- It's the longest active pairing between an FBS president, athletics director and head football coach.

PASSING YARDS - SEASON

	Yards	Player	Cl.	Year	Att.	Comp.	%	Int.	TD	Rating
1.	4,720	Sam Bradford	So.	2008	483	328	67.9	8	50	180.84
...										
14.	2,311	Cale Gundy	Sr.	1993	269	159	59.1	7	17	146.92
15.	1,914	Cale Gundy	Jr.	1992	227	131	57.7	15	9	128.40
16.	1,909	Garrick McGee	Jr.	1994	284	149	52.5	13	8	109.07
17.	1,658	Bobby Warmack	Sr.	1968	203	113	55.7	7	10	133.63
18.	1,648	Blake Bell	Jr.	2013	233	140	59.3	6	12	128.70

PASSING YARDS - CAREER

	Yards	Player	Year	Att.	Comp.	%	Int.	TD	Rating
1.	16,646	Landry Jones	2009-12	2,183	1,388	63.6	52	123	141.46
...									
13.	2,364	Danny Bradley	1981-84	311	143	46.0	16	16	116.52
14.	2,289	Justin Fuente	1996-97	325	160	49.2	18	10	107.47
15.	2,085	J.C. Watts	1976-80	213	96	45.1	19	9	123.40
16.	2,036	Steve Davis	1973-75	215	86	40.0	17	21	135.96
17.	1,763	Blake Bell	2011-13	253	150	59.3	6	12	128.70

200-YARD PASSING GAMES - CAREER

	Games	Player	Year
1.	48	Landry Jones	2009-12
...			
7.	8	Paul Thompson	2002-06
8.	4	Garrick McGee	1994-95
9.	3	Blake Bell	2011-13
	3	Justin Fuente	1996-97

300-YARD PASSING GAMES - CAREER

	Games	Player	Years
1.	27	Landry Jones	2009-12
...			
6.	3	Nate Hybl	2000-02
7.	1	Blake Bell	2011-13
	1	Paul Thompson	2002-06
	1	Garrick McGee	1994-95

400-YARD PASSING GAMES - SEASON

	Games	Player	Year
1.	5	Landry Jones	2011
2.	3	Landry Jones	2012
	3	Landry Jones	2010
4.	2	Sam Bradford	2008
	2	Josh Heupel	1999
6.	1	Blake Bell	2013

400-YARD PASSING GAMES - CAREER

	Games	Player	Years
1.	12	Landry Jones	2009-12
2.	2	Sam Bradford	2007-09
	2	Josh Heupel	1999-00
4.	1	Blake Bell	2011-13

RECEPTIONS - SEASON

	Rec.	Player	Pos.	Class	Year	Yards	Avg.	TD
1.	131	Ryan Broyles	WR	Jr.	2010	1,622	12.4	14
...								
7.	73	Justin Brown	WR	Sr.	2012	879	12.0	5
8.	71	DeMarco Murray	RB	Sr.	2010	594	8.4	5
9.	68	Juaquin Iglesias	WR	Jr.	2007	907	13.3	5
10.	66	Jermaine Gresham	TE	Jr.	2008	950	14.4	14
	66	Mark Clayton	WR	Sr.	2004	876	13.3	8
	66	Trent Smith	TE	Jr.	2001	603	9.1	6
13.	64	Quentin Griffin	RB	Jr.	2001	472	7.4	2
	64	Eddie Hinton	WR	Sr.	1968	1,035	16.2	6
15.	62	Jalen Saunders	WR	Jr.	2012	829	13.4	3
	62	Malcolm Kelly	WR	So.	2006	993	16.0	10
17.	61	Kenny Stills	WR	So.	2011	849	13.9	8
	61	Kenny Stills	WR	Fr.	2010	786	12.9	5
19.	56	Jalen Saunders	WR	Sr.	2013	654	11.7	6

RECEPTIONS - CAREER

	Rec.	Player	Pos.	Year	Yards	Avg.	TD
1.	349	Ryan Broyles	WR	2008-11	4,586	13.1	45
...							
9.	144	Malcolm Kelly	WR	2005-07	2,285	15.9	21
10.	135	Curtis Fagan	WR	1999-02	1,689	12.5	13
11.	123	Eddie Hinton	WR	1966-68	1,894	15.4	12
12.	119	Manuel Johnson	WR	2005-08	1,710	14.4	17
13.	118	Jalen Saunders	WR	2012-13	1,483	12.8	9

RECEPTIONS IN A SEASON - WIDE RECEIVERS

	Rec.	Player	Year	Class	Yards	Avg.	TD
1.	131	Ryan Broyles	2010	Jr.	1,622	12.4	14
...							
7.	73	Justin Brown	2012	Sr.	879	12.0	5
8.	68	Juaquin Iglesias	2007	Jr.	907	13.3	5
9.	66	Mark Clayton	2004	Sr.	876	13.3	8
10.	64	Eddie Hinton	1968	Sr.	1,034	16.2	6
11.	62	Jalen Saunders	2012	Jr.	829	13.4	3
	62	Malcolm Kelly	2006	So.	993	16.0	10
13.	61	Kenny Stills	2011	So.	849	13.9	8
	61	Kenny Stills	2010	Fr.	786	12.9	5
15.	56	Jalen Saunders	2013	Sr.	654	11.7	6
	56	Brandon Daniels	1999	Sr.	681	12.2	4

RECEPTIONS IN A CAREER - WIDE RECEIVERS

	Rec.	Player	Pos.	Year	Yards	Avg.	TD
1.	349	Ryan Broyles	WR	2008-11	4,586	13.1	45
...							
6.	144	Malcolm Kelly	WR	2005-07	2,285	15.9	21
7.	135	Curtis Fagan	WR	1999-02	1,689	12.5	13
8.	123	Eddie Hinton	WR	1966-68	1,894	15.4	12
9.	119	Manuel Johnson	WR	2005-08	1,710	14.4	17
10.	118	Jalen Saunders	WR	2012-13	1,483	12.8	9

RECEPTIONS IN A CAREER • RUNNING BACKS

	Rec.	Player	Pos.	Year	Yards	Avg.	TD
1.	169	Quentin Griffin	RB	1999-02	1,337	7.9	7
...							
4.	63	James Allen	RB	1993-96	589	9.4	4
5.	56	Roy Finch	RB	2010-13	424	7.6	2
6.	52	Kejuan Jones	RB	2002-05	491	9.4	1
7.	51	J.D. Runnels	RB	2002-05	450	8.8	5
8.	46	Renaldo Works	RB	2000-03	413	9.0	2
9.	45	Brennan Clay	RB	2010-13	280	6.2	1

RECEIVING YARDS • CAREER

	Yards	Player	Pos.	Year	Rec.	Avg.	TD
1.	4,586	Ryan Broyles	WR	2008-11	349	13.1	45
...							
10.	1,689	Curtis Fagan	WR	1999-02	135	12.5	13
11.	1,627	Jermaine Gresham	TE	2006-08	111	15.7	26
12.	1,619	Tinker Owens	WR	1972-75	70	23.1	11
13.	1,609	Keith Jackson	TE	1984-87	68	23.7	15
14.	1,591	Stephen Alexander	TE	1994-97	104	15.3	6
15.	1,571	DeMarco Murray	RB	2007-10	167	9.4	13
16.	1,525	Trent Smith	TE	1999-02	164	9.3	16
17.	1,520	P.J. Mills	WR	1992-95	87	17.5	9
18.	1,483	Jalen Saunders	WR	2012-13	118	12.6	9
19.	1,396	Albert Hall	WR	1991-94	96	14.5	7
20.	1,337	Quentin Griffin	RB	1999-02	169	7.9	7
21.	1,315	Travis Wilson	WR	2002-05	105	12.5	17
22.	1,237	Derrick Shepard	WR	1983-86	76	16.3	8
23.	1,187	Brandon Jones	WR	2001-04	82	14.5	14
24.	1,177	Josh Norman	WR	1998-01	103	11.4	7
25.	1,173	Jaz Reynolds	WR	2009-13	66	17.9	6
26.	1,161	Sterling Shepard	WR	2012-13	89	13.0	9

RECEIVING YARDS IN A CAREER • WR

	Yards	Player	Pos.	Year	Rec.	Avg.	TD
1.	4,586	Ryan Broyles	WR	2008-11	349	13.1	45
...							
10.	1,689	Curtis Fagan	WR	1999-02	135	12.5	13
11.	1,619	Tinker Owens	WR	1972-75	70	23.1	11
12.	1,520	P.J. Mills	WR	1992-95	87	17.5	9
13.	1,483	Jalen Saunders	WR	2012-13	118	12.6	9
14.	1,396	Albert Hall	WR	1991-94	96	14.5	7
15.	1,315	Travis Wilson	WR	2002-05	105	12.5	17
16.	1,237	Derrick Shepard	WR	1983-86	76	16.3	8
17.	1,187	Brandon Jones	WR	2001-04	82	14.5	14
18.	1,177	Josh Norman	WR	1998-01	103	11.4	7
19.	1,173	Jaz Reynolds	WR	2009-13	66	17.9	6
20.	1,161	Sterling Shepard	WR	2012-13	89	13.0	9

100-YARD REC. GAME LEADERS • CAREER

	Games	Player	Seasons	Pos.
1.	23	Ryan Broyles	2008-11	WR
...				
5.	6	Kenny Stills	2010-12	WR
6.	5	Jalen Saunders	2012-13	WR
7.	4	Eddie Hinton	1966-68	WR
8.	3	Sterling Shepard	2012-13	WR
	3	Jaz Reynolds	2009-13	WR

ALL-PURPOSE YARDS • CAREER

	Yds.	Name	Year	Rush	Rec.	PR	KR	Int.
1.	6,718	DeMarco Murray	2007-10	3,685	1,571	-	1,462	-
...								
17.	3,335	Jarrail Jackson	1996-99	108	1,040	1,238	949	-
18.	3,303	Clendon Thomas	1955-57	2,199	304	405	324	71
19.	3,268	Chris Brown	2006-09	2,923	323	-	22	-
20.	3,241	Jack Mitchell	1946-48	1,520	129	927	665	-
21.	3,188	Antwone Savage	1999-02	171	2,009	15	993	-
22.	3,108	Tommy McDonald	1954-56	1,696	420	546	270	176
23.	3,106	James Allen	1993-96	2,438	589	-	79	-
24.	2,965	Mike Gaddis	1988-91	2,726	156	-	83	-
25.	2,946	Lydell Carr	1984-87	2,910	26	-	10	-
26.	2,911	Brennan Clay	2010-13	1,869	280	-	762	-
27.	2,880	George Thomas	1946-49	2,230	179	82	233	156
28.	2,834	Roy Finch	2010-13	1,412	424	-	998	-

TOTAL OFFENSE • SEASON

	Total	Name	Cl.	Year	Plays	Rush	Pass	TD
1.	4,767	Sam Bradford	So.	2008	525	47	4,720	55
...								
11.	2,818	Paul Thompson	Sr.	2006	407	151	2,667	25
12.	2,484	Nate Hybl	Sr.	2002	426	-54	2,538	25
13.	2,483	Cale Gundy	Sr.	1993	399	172	2,311	23
14.	2,451	Nate Hybl	Jr.	2001	497	42	2,409	18
15.	2,178	Jack Mildren	Sr.	1971	291	1289	889	30
16.	2,014	Garrick McGee	Jr.	1994	383	105	1,909	10
17.	2,002	Bobby Warmack	Sr.	1968	315	344	1,658	16
18.	1,925	Adrian Peterson	Fr.	2004	344	1,925	0	15
19.	1,903	Blake Bell	Jr.	2013	308	255	1,648	12

PUNT RETURN YARDS • SEASON

	Yards	Player	Cl.	Year	Ret.	Avg.	TD
1.	647	Antonio Perkins	So.	2002	43	15.0	3
2.	642	Antonio Perkins	Jr.	2003	53	12.1	4
3.	634	J.T. Thatcher	Sr.	2000	43	14.7	2
4.	517	Jack Mitchell	Sr.	1948	22	23.5	3
5.	492	Ryan Broyles	So.	2009	31	15.9	1
6.	410	Jarrail Jackson	Jr.	1998	37	11.1	0
7.	357	Curtis Fagan	Jr.	2001	52	6.9	0
8.	332	Joe Washington	Jr.	1974	24	13.8	1
9.	323	Jarrail Jackson	Sr.	1999	33	9.7	1
10.	319	Basil Banks	So.	1979	18	17.7	0
11.	302	Jalen Saunders	Sr.	2013	18	15.8	2

KICK RETURN YARDS • SEASON

	Yards	Player	Class	Year	Ret.	Avg.	TD
1.	826	Juaquin Iglesias	Jr.	2007	29	28.5	0
2.	774	DeMarco Murray	So.	2008	28	27.6	0
3.	525	Trey Franks	So.	2011	22	23.9	0
4.	508	Brandon Daniels	Sr.	1999	16	31.8	1
5.	507	Brennan Clay	Jr.	2012	20	25.4	0
6.	475	Juaquin Iglesias	Jr.	2008	20	23.8	0
7.	471	Mossis Madu	Jr.	2009	22	21.4	0
8.	448	Antwone Savage	Jr.	2001	16	28.0	1
9.	439	DeMarco Murray	Fr.	2007	15	29.3	2
10.	396	Greg Pruitt	So.	1970	19	20.8	0
11.	385	Roy Finch	Sr.	2013	14	27.5	0

KICK RETURN YARDS - CAREER

	Yards	Player	Year	Ret.	Avg.	TD
1.	1,664	Juaquin Iglesias	2005-08	63	26.4	1
2.	1,462	DeMarco Murray	2007-10	53	27.6	2
3.	1,237	Buster Rhymes	1980-84	55	22.5	1
4.	998	Roy Finch	2010-13	38	26.3	1
5.	993	Antwone Savage	1999-02	39	25.5	1
6.	967	Eddie Hinton	1966-68	47	20.6	0
7.	947	Jarrail Jackson	1996-99	53	17.9	0
8.	787	Brandon Daniels	1996-99	33	23.9	1
9.	780	Mossis Madu	2007-10	33	23.6	0
10.	762	Brennan Clay	2010-13	34	22.4	0
11.	759	Trey Franks	2010-13	32	23.7	0

POINTS SCORED - SEASON

	Points	Player	Pos.	Class	Year	TD	FG	PAT	2PT
1.	138	Billy Sims	RB	Sr.	1979	23	0	0	0
	138	Steve Owens	RB	Sr.	1969	23	0	0	0
3.	132	Billy Sims	RB	Jr.	1978	22	0	0	0
4.	131	Trey DiCarlo	K	So.	2003	0	19	74	0
5.	129	George Thomas	RB	Sr.	1949	21	0	3	0
6.	126	Chris Brown	RB	Jr.	2008	21	0	0	0
	126	Steve Owens	RB	Jr.	1968	21	0	0	0
8.	124	Jack Mildren	QB	Sr.	1971	20	0	0	2
9.	120	DeMarco Murray	RB	Sr.	2010	20	0	0	0
10.	118	Michael Hunnicutt	K	Fr.	2011	0	21	55	0
	118	Jimmy Stevens	K	Fr.	2008	0	8	94	0
12.	116	Michael Hunnicutt	K	Jr.	2013	1	23	41	0

POINTS SCORED - CAREER

	Points	Player	Pos.	Year	TD	FG	PAT	2PT
1.	390	DeMarco Murray	RB	2007-10	65	0	0	0
2.	342	Michael Hunnicutt	K	2011-13	1	61	153	0
	342	Steve Owens	RB	1967-69	57	0	0	0

FIELD GOALS - SEASON

	FG	Player	Class	Year	Att.	Pct.
1.	23	Michael Hunnicutt	Jr.	2013	26	.885
2.	21	Michael Hunnicutt	Fr.	2011	24	.875
	21	Tim Duncan	Sr.	2001	30	.700

FIELD GOALS - CAREER

	FG	Player	Years	Att.	Pct.
1.	61	Michael Hunnicutt	2011-13	71	.859
2.	48	Tim Duncan	1999-01	72	.667
	48	Tim Lashar	1983-86	70	.686

PAT - CAREER

	PAT	Player	Years	Att.	Pct.
1.	196	R.D. Lashar	1987-90	202	.970
2.	180	Jimmy Stevens	2008-11	188	.957
3.	177	Trey DiCarlo	2002-04	186	.952
	177	Tim Lashar	1983-86	180	.983
5.	169	Garrett Hartley	2004-07	176	.960
6.	157	Tim Duncan	1999-01	162	.969
7.	153	Michael Hunnicutt	2011-13	157	.975

KICK SCORING - SEASON

	Points	Player	Class	Year	FG	PAT
1.	131	Trey DiCarlo	So.	2003	19	74
2.	118	Michael Hunnicutt	Fr.	2011	21	55
	118	Jimmy Stevens	Fr.	2008	8	94
4.	110	Michael Hunnicutt	Jr.	2013	23	41

KICK SCORING - CAREER

	Pts.	Player	Years	FG	PAT
1.	336	Michael Hunnicutt	2011-13	61	153
2.	328	R.D. Lashar	1987-90	44	196

TACKLES BY A DEFENSIVE BACK - CAREER

	Tackles	Player	Years
1.	299	Zac Henderson	1974-77
2.	297	Gana Joseph	1996-98
3.	287	Roy Williams	1999-01
4.	285	Brandon Everage	2000-03
5.	270	Derrick Strait	2000-03
6.	258	Tony Jefferson	2010-12
7.	233	Nic Harris	2005-08
8.	230	Aaron Colvin	2010-13

PASS DEFLECTIONS - SEASON


	PBU	Player	Pos.	Class	Year
1.	22	Roy Williams	DB	Jr.	2001
2.	18	J.T. Thatcher	DB	Sr.	2000
3.	17	Mike Woods	DB	Sr.	1999
4.	15	Aaron Colvin	DB	Jr.	2012
	15	Derrick Strait	DB	So.	2001
	15	Derrick Strait	DB	Fr.	2000
7.	14	Jamell Fleming	DB	Jr.	2010
	14	Kenith Pope	DB	Sr.	1972
	14	John Shelly	DB	Sr.	1971
10.	13	Zack Sanchez	DB	Fr.	2013
	13	Derrick Strait	DB	Jr.	2002
	13	Michael Thompson	DB	So.	2000
	13	Darnell Walker	DB	Jr.	1991

PASS DEFLECTIONS - CAREER

	PBU	Player	Pos.	Years
1.	55	Derrick Strait	DB	2000-03
2.	44	Roy Williams	DB	1999-01
3.	37	Mike Woods	DB	1996-99
4.	35	Demontre Hurst	DB	2009-12
5.	30	Darius Johnson	DB	1992-95
6.	28	Aaron Colvin	DB	2010-13
	28	Brandon Everage	DB	2000-03

Best Program of the BCS Era

The Sept. 17, 2012, "Franchise Issue" of *ESPN The Magazine* sought to find the best program in the BCS era. Sooners fans will be pleased with the results as Oklahoma was chosen as the No. 1 team.



Top 5 Programs of the BCS Era

1. OKLAHOMA
2. Ohio State
3. Alabama
4. LSU
5. Texas

ESPN the Magazine created three major categories of FBS success (on-field success, off-field success, traditions of success), then split them into nine factors (see below). Oklahoma ranked near the top in almost every category:

- Strength of Schedule (No. 1) - Average strength of schedule since 2003.
- Stadium Edge (No. 2) - *SportsNation* poll results for game-day experience; home win percentage; differential between home and road win percentages.
- Title Track (No. 2) - National titles [since 1936, emphasizing BCS era]; BCS bowl bids and wins; league titles; years in final AP Top 25 poll and AP top 10.
- Head Coach (No. 3) - Tenure [CFB and NFL]; winning percentage; average turnover margin and average penalties per game [all since 2001].
- Player Success (No. 7) - NFL draft picks [weighted by round]; Heisman winners [all].
- Recruiting (No. 10) - Total ESPN 150 signees [since 2007].
- Football Revenue (No. 12) - 2010 figures, per U.S. Department of Education.
- Academics (No. 33) - *US News and World Report* ranking in 2012; Academic Progress Rate in 2010-11.
- NCAA Violations (Grade: B) - Grade based on severity of sanctions since 1998.



- Oklahoma's all-time record stands at 841-312-53 (.719) in 119 seasons.
- Since WWII, OU leads the nation with 595 victories.
- The Sooners have captured seven national championships (1950, 1955, 1956, 1974, 1975, 1985, 2000).
- OU has 46 bowl appearances (No. 7 nationally) with 27 bowl victories (No. 4 nationally) and an all-time record of 27-18-1 (.598).
- OU has 44 conference championships, including eight Big 12 titles overall (no other school has more than three).
- Oklahoma is the only program in FBS history to have four coaches with 100 or more wins.
- With a 69-13 win over Florida A&M (9/8/12), Oklahoma became the first program in college football history to break the 32,000-mark in all-time points scored. No program has scored more points than OU.
- OU has 154 All-Americans and 73 consensus All-Americans, including NCAA career receptions leader Ryan Broyles in 2011.
- Under Stoops, OU has had 33 All-Americans, including 23 consensus. Of the 33 players, 15 were on offense, 16 on defense and two on special teams spanning 14 different positions.
- Oklahoma boasts five Heisman winners. Sooners have also won the Bednarik (1), Butkus (4), Camp (4), Lombardi (3), Maxwell (2), Nagurski (2), O'Brien (3), Outland (5), Tatupu (1), Thorpe (3), Unitas (1) and Wuerffel (1).
- Sooner teams have gone undefeated 14 times in program history, the latest being in 2000.
- Oklahoma's 47-game win streak from 1953-57 is still the NCAA D-I record.
- Oklahoma has had 116 Academic All-Big 12 honorees under Stoops.
- The Sooners have gone 87-5 at home in Stoops' 15 seasons. In all, Oklahoma has won 81 percent of its home games since Gaylord Family – Oklahoma Memorial opened in 1923.
- Oklahoma has played in front of 92 consecutive home sellouts - every game of Stoops' tenure.
- Including the six Sooners picked in the 2013 NFL Draft, OU has had 363 players picked all-time in the draft.
- Oklahoma has 43 first-round picks, including three No. 1 overall selections.
- In 2010, Sooners were chosen with three of the first four picks in the draft, with QB Sam Bradford at No. 1, DT Gerald McCoy at No. 3 and OT Trent Williams at No. 4.
- Bob Stoops' career average of 10.6 wins per year is tops among active FBS head coaches with at least 10 years of experience.
- Stoops is the only active head coach on the FBS level to have reached a bowl game in each of his first 15 seasons. Georgia's Mark Richt (13) comes in second.
- Of the 15 bowls, nine have been BCS bowl games and four have been for the BCS title.
- Oklahoma is one of six programs to be ranked in each of the last 32 BCS Rankings, joining Alabama, LSU, Oregon, South Carolina and Stanford.

GAYLORD FAMILY – OKLAHOMA MEMORIAL STADIUM

Field Name.....Owen Field
 Field.....Natural Grass
 Official Capacity 82,112
 Capacity Rank (nation)..... 15th
 Capacity Rank (Big 12)..... 2nd
 First Year 1923
 OU's Record at Stadium 370-81-15 (.810)
 Record Under Stoops.....87-5 (.946)
 Most Consecutive Wins.....39 (2005-11)
 Sellout Streak.....92 (1999-pres.)

SCORING MARGIN AT HOME

Year	OU	Opp.	Margin
2013	34.5	14.0	+20.5
2012	41.0	26.0	+15.0
2011	42.0	20.0	+22.0
2010	40.8	13.7	+27.1
2009	46.0	7.8	+38.2
2008	52.7	19.7	+33.0
2007	52.9	13.0	+39.9
2006	35.3	12.2	+23.1
2005	33.2	21.2	+12.0
2004	38.8	11.7	+27.1
2003	50.3	11.4	+38.9
2002	45.3	11.7	+33.6
2001	35.9	16.7	+19.2
2000	39.0	13.0	+26.0
1999	44.4	4.6	+39.8

16-2 AT HOME AGAINST RANKED FOES UNDER STOOPS

10/26/13	#10 Texas Tech	W	38-30
11/24/12	#22 Oklahoma State	W	51-48 (OT)
10/27/12	#5 Notre Dame	L	13-30
9/22/12	#15 Kansas State	L	19-24
9/11/10	#17 Florida State	W	47-17
11/28/09	#11 Oklahoma State	W	27-0
11/22/08	#2 Texas Tech	W	65-21
10/18/08	#16 Kansas	W	45-31
9/27/08	#24 TCU	W	35-10
10/13/07	#11 Missouri	W	41-31
11/1/03	#14 Oklahoma State	W	52-9
10/18/03	#24 Missouri	W	34-13
11/23/02	#24 Texas Tech	W	60-15
11/2/02	#13 Colorado	W	27-11
10/19/02	#9 Iowa State	W	49-3
9/29/01	#11 Kansas State	W	38-37
10/28/00	#1 Nebraska	W	31-14
10/23/99	#13 Texas A&M	W	51-6

TOP TEN CROWDS

Attn	Opponent (Result)	Date
86,031	Notre Dame (L, 30-13)	10/27/12
85,824	Oklahoma State (W, 51-48, OT)	11/24/12
85,709	Texas A&M (W, 41-25)	11/5/11
85,646	Texas Tech (W, 65-21)	11/24/08
85,630	Florida State (W, 47-17)	9/11/10
85,606	Oklahoma State (W, 27-0)	11/28/09
85,547	Missouri (W, 38-28)	9/24/11
85,357	Miami (W, 51-13)	9/8/07
85,313	Texas Tech (W, 34-24)	11/4/06
85,276	Kansas State (L, 24-19)	9/22/12

GAYLORD FAMILY – OKLAHOMA MEMORIAL STADIUM

Home Dominance Under Stoops

Records

- The Sooners are 87-5 on Owen Field under Stoops.
- OU is 76-5 when ranked and 11-0 when unranked at home.
- Oklahoma is 36-2 in non-conference games at home under Stoops and 51-3 in Big 12 games.
- OU is 52-0 under Stoops when scoring 40 points or more at home and 39-0 at home when allowing 10 points or fewer.
- There have been 37 seasons in which the Sooners have gone undefeated at home, including 11 of Stoops' campaigns: 1999-00, 2002-04, 2006-10, 2013.

Streaks

- Oklahoma has wins over top 10 teams including No. 1 Nebraska (2000), No. 2 Texas Tech (2008), No. 9 Iowa State (2002) and No. 10 Texas Tech (2013) during that time.
- From 2005-11, Oklahoma won 39 straight home games, a stadium record. The streak was the fifth-longest home win streak in the modern football era.
- Under Stoops, OU won its first 17 home games stretching almost over his first three seasons from 1999-01.
- The Sooners also had a 19-game streak under Stoops from 2002-04.

Margin of Victory

- The Sooners have posted 11 shutouts against incoming opponents, including three against Big 12 foes.
- Oklahoma's biggest wins are a 77-0 defeat of Texas A&M (11/8/03) and a 68-0 win over UTEP (9/14/02).
- OU's average margin of victory at home has been 20 points or higher six of the past seven seasons and 11 of 15 seasons under Stoops.
- OU's five losses at home in the last 15 seasons have come by a combined 35 points, an average of 7.0 points per game.
- Only two games have gone into overtime, a 37-30 win vs. Baylor (10/22/05) and a 51-48 triumph over Oklahoma State (11/24/12).

Attendance Lately

- OU's average attendance in 2013 was 103.2% of Memorial Stadium's official capacity, a figure that ranked seventh nationally behind Oregon (106.8), Kansas State (105.8), Texas A&M (105.5), Navy (104.7), Nebraska (104.4) and Appalachian State (103.5) had higher percentages than the Sooners.
- In 2013, Oklahoma ranked No. 13 nationally in average attendance at 84,722.

Record-Setting Attendance

- Oklahoma has drawn 7,047,434 fans for Bob Stoops' 92 home games (started in 1999) and all have been sold out.
- The current string of sellouts is the longest in school history, eclipsing a mark of 69 from 1971-84.
- A school-record 86,031 fans witnessed Oklahoma's home game against Notre Dame (10/27/12). It was the largest crowd ever to witness a sporting event in the state of Oklahoma.
- In 2012, Oklahoma fans set a record for average season attendance at 85,243. That broke the mark of 85,161 that was set in 2011.
- OU has exceeded the seating capacity of 82,112 at Gaylord Family – Oklahoma Memorial Stadium in 57 straight games.
- The top 10 seasons for home attendance at Oklahoma have been during Stoops' tenure as head coach.
- Of the top 10 crowds at Gaylord Family – Oklahoma Memorial Stadium, all have come in the past seven years.

Home Winning Percentage

Since the start of the 1999 season, Bob Stoops' first at OU, Oklahoma is second nationally in home winning percentage at .946, going 87-5 over that span.

Team	Record	Win %
1. Boise State	90-3	.968
2. OKLAHOMA	87-5	.946
3. Ohio State	93-13	.877
4. LSU	90-16	.849
5. Oregon	83-15	.847
Virginia Tech	83-15	.847



DEFENSE

OLB 42 Alexander 25 Franklin -or- 40 Lindley	FS 9 Lynn 4 Byrd	MLB 20 Shannon 19 Striker	SS 10 Hayes 13 Thomas	NICKEL 2 Wilson 23 Everett	
RCB 15 Sanchez 22 Johnson	RE 85 Grissom 99 Nelson	NT 93 Wade 94 Peterson	DT 98 Ndulue 95 Russell	LE 91 Tapper 90 Dimon	LCB 14 Colvin 6 Taylor -or- 27 Austin

WR 11 Bester 5 Neal 83 Bennett	LT 72 Farniok 55 St. John	LG 68 Irwin 77 Savage 52 Hughes	C 64 Ikard 56 Darlington 50 Woods	RG 54 Kasitati 53 Feo	RT 79 Williams 72 Farniok 70 Daimler	TE 82 Green 89 Knight 88 McNamara	WR 8 Saunders 16 Reynolds 7 Franks
--	--	---	---	------------------------------------	--	---	--

Specialists

K 18 Hunnicutt
P 44 Barnett
KO 39 Hodgson
KR 24 Clay
 22 Finch
PR 8 Saunders
 3 Shepard
H 84 Bothun
 89 Knight
PC 50 Woods
 89 Knight
KC 50 Woods
 89 Knight

QB
9 Knight -or-
10 Bell
1 Thompson

RB
24 Clay
22 Finch
21 Ford
28 Ross

WR
3 Shepard
12 Woods
85 Young

FB
48 Ripkowski
41 Palange

OFFENSE

OFFENSIVE GAME-BY-GAME STARTERS

Date	Game	QB	RB	FB/WR	FB/RB/WR	WR	WR	LT	LG	C	RG	RT
8/31	ULM	Knight	Clay	Millard (FB)	Ripkowski (FB)	Shepard	Saunders	Thompson	Shead	Ikard	Kasitati	Dar. Williams
9/7	West Virginia	Knight	Clay	Millard (FB)	Finch (RB)	Shepard	Saunders	Thompson	Shead	Ikard	Kasitati	Dar. Williams
9/14	Tulsa	Bell	Clay	Reynolds (WR)	Bester (WR)	Shepard	Saunders	Thompson	Shead	Ikard	Kasitati	Dar. Williams
9/28	at Notre Dame	Bell	Clay	Reynolds (WR)	Bester (WR)	Shepard	Saunders	Thompson	Shead	Ikard	Kasitati	Dar. Williams
10/5	TCU	Bell	Clay	Reynolds (WR)	Bester (WR)	Shepard	Saunders	Thompson	Shead	Ikard	Irwin	Dar. Williams
10/12	vs. Texas	Bell	Clay	Millard (FB)	Bester (WR)	Shepard	Saunders	Thompson	Shead	Ikard	Irwin	Dar. Williams
10/19	at Kansas	Bell	Clay	Millard (FB)	Neal (WR)	Shepard	Saunders	Thompson	Shead	Ikard	Irwin	Dar. Williams
10/26	vs. Texas Tech	Bell	Dam. Williams	Millard (FB)	Ripkowski (FB)	Shepard	Saunders	Thompson	Shead	Ikard	Irwin	Dar. Williams
11/7	at Baylor	Bell	Clay	Ripkowski (FB)	Bester (WR)	Shepard	Saunders	Thompson	Shead	Ikard	Irwin	Dar. Williams
11/16	Iowa State	Bell	Finch	Ripkowski (FB)	Bester (WR)	Reynolds	Saunders	Thompson	Shead	Ikard	Irwin	Dar. Williams
11/23	at Kansas State	Knight	Clay	Ripkowski (FB)	Neal (WR)	Shepard	Saunders	Thompson	Irwin	Ikard	Kasitati	Dar. Williams
12/7	at Oklahoma St.	Knight	Clay	Ripkowski (FB)	Bester (WR)	Shepard	Saunders	Farniok	Irwin	Ikard	Kasitati	Dar. Williams

DEFENSIVE GAME-BY-GAME STARTERS

Date	Game	DE	DT	DT/DE	DE/OLB	MLB	OLB	LB/NB	CB	SS	FS	CB
8/31	ULM	Grissom	Phillips	Tapper (DE)	Nelson (OLB)	Shannon	Striker	Wilson (NB)	Sanchez	Hayes	Lynn	Colvin
9/7	West Virginia	Grissom	Phillips	Tapper (DE)	Nelson (OLB)	Shannon	Striker	Wilson (NB)	Sanchez	Hayes	Lynn	Colvin
9/14	Tulsa	Grissom	Phillips	Tapper (DE)	Nelson (OLB)	Shannon	Striker	Wilson (NB)	Sanchez	Hayes	Lynn	Taylor
9/28	at Notre Dame	Grissom	Phillips	Tapper (DE)	Nelson (OLB)	Shannon	Striker	Wilson (NB)	Sanchez	Hayes	Lynn	Colvin
10/5	TCU	Ndulue	Wade	Tapper (DE)	Nelson (OLB)	Shannon	Striker	Wilson (NB)	Sanchez	Hayes	Lynn	Colvin
10/12	vs. Texas	Ndulue	Wade	Tapper (DE)	Alexander (OLB)	Shannon	Striker	Wilson (NB)	Sanchez	Hayes	Lynn	Colvin
10/19	at Kansas	Ndulue	Wade	Tapper (DE)	Alexander (OLB)	Shannon	Striker	Lindley (LB)	Sanchez	Hayes	Lynn	Colvin
10/26	vs. Texas Tech	Ndulue	Wade	Tapper (DE)	Alexander (OLB)	Shannon	Striker	Wilson (NB)	Sanchez	Hayes	Lynn	Colvin
11/7	at Baylor	Ndulue	Wade	Tapper (DE)	Alexander (OLB)	Shannon	Striker	Wilson (NB)	Sanchez	Hayes	Lynn	Colvin
11/16	Iowa State	Ndulue	Peterson	Grissom (DE)	Alexander (OLB)	Shannon	Striker	Wilson (NB)	Sanchez	Hayes	Lynn	Johnson
11/23	at Kansas State	Ndulue	Wade	Tapper (DE)	Alexander (OLB)	Shannon	Striker	Wilson (NB)	Sanchez	Hayes	Lynn	Johnson
12/7	at Oklahoma St.	Ndulue	Wade	Tapper (DE)	Alexander (OLB)	Shannon	Striker	Wilson (NB)	Sanchez	Hayes	Lynn	Colvin

**QUARTERBACKS****#10 BLAKE BELL** **RS-JR**

- Has played in 31 career games (eight starts), completing 150 for 253 passes (59.5%) for 1,663 yards and 12 TDs, adding 172 rushes for 654 yards and 24 TDs.
- In 11 games (eight starts) in 2013, has gone 140-233 (.604) for 1,648 yards, 12 TDs and five INTs.
- Threw the game-winning seven-yard TD pass to Jalen Saunders with 0:19 left at Oklahoma State (12/7).
- Had 124 straight pass attempts without an INT from 11/26/11 to 10/12/13.
- Went 22-30 (73.3%) for 232 yards and two TDs with 59 rushing yards at Notre Dame (9/28).
- Named Big 12 Offensive Player of the Week after setting career highs on 27 of 37 passing for 413 yards and four TDs with a 202.4 rating vs. Tulsa (9/14).
- His 413 yards and four TDs vs. Tulsa (9/14) were the most by an OU QB in a starting debut.
- Father, Mark (D4 - '79, Seattle) played DE for six seasons for the Seahawks and Colts. Uncle, Mike (D1 - '79) played 12 seasons as a DE for the Chiefs.
- Studied in Ireland this summer.

#9 TREVOR KNIGHT **RS-FR**

- Started at OSU (12/7) before being sidelined in the second half with a shoulder injury.
- At KSU (11/23) started his first game since WVU (9/7). Rushed 14 times for 82 yards and a TD and threw 14 of 20 passes for a career-high 171 yards and a TD.
- Entered in the second quarter vs. Iowa State (11/16), rushing 10 times for 123 yards, including a career-long 56-yard TD.
- Had a 30-yard rush at Notre Dame (9/28).
- Sat out the game vs. Tulsa (9/14) due to a knee injury.
- One of five FBS freshman QBs to win a season opener.
- Became the 4th OU freshman QB to start and win a season opener, doing so vs. ULM (8/31).
- With 103 yards vs. ULM (8/31) became the 1st OU QB to rush for 100+ yards since Jason White had 103 vs. Kansas (10/13/01).
- Fraternal twin brother, Connor, is a TE and long snapper for the Sooners.

#1 KENDAL THOMPSON **RS-SO**

- Had a three-yard TD pass and a 44-yard completion in his first career game vs. Iowa State (11/16).
- Suffered a right foot fracture in practice on Aug. 1.
- Returned fully to practice on Sept. 9.
- Did not play in 2012 after redshirting in 2011.
- Son of former OU QB Charles Thompson ('87-88).

**RUNNING BACKS****#24 BRENNAN CLAY** **SR**

- Had a career-high 31 carries for 200 yards and a two TDs at Kansas State (11/23), including a 64-yard score.
- His 200 rushing yards were OU's most since DeMarco Murray had 208 yards vs. Utah State (9/4/10).
- Ranks third in the Big 12, averaging 5.8 yards per carry.
- Had seven rushes for 86 yards, including a 63-yard TD vs. Iowa State (11/16).
- Scored a game-clinching, 76-yard TD vs. TCU (10/5), finishing with 111 rushing yards.
- Had 22 rushes for 170 yards vs. WVU (9/7).
- Has 343 rushes for 1,869 yards in his career.
- Had the game-winning 18-yard TD run in a 51-48 OT win vs. Oklahoma State (11/24/12).
- Has four career 100-yard games, including three in 2013.
- 70th OU player to rush for over 1,000 career yards.

#22 ROY FINCH **SR**

- Had 10 rushes for 45 yards vs. Iowa State (11/16).
- Caught TD passes vs. Tulsa (9/14) and at Baylor (11/7).
- In 45 career games has 1,412 rushing yards, 421 receiving yards and a 26.3-yard KO return avg.

#21 KEITH FORD **FR**

- Rushed six times for 34 yards vs. Texas (10/12).
- Scored on a three-yard TD run vs. Tulsa (9/14), finishing with seven rushes for 46 yards.

**FULLBACKS****#33 TREY MILLARD** **SR**

- 2013 All-Big 12 First Team by the coaches and Second Team by AP.
- Senior co-captain suffered a season-ending ACL injury vs. Texas Tech (10/26).
- Had 95 rushes for 531 yards and six TDs and 68 receptions for 678 yards and seven TDs in his career.

#48 AARON RIPKOWSKI **SO**

- Had a three-yard TD catch vs. Iowa State (11/16).
- Has played in all 12 games (six starts) this season and in 33 games (seven starts) in his career.
- Earned the Derrick Shepard Award as the club's top walk-on in 2012.

**WIDE RECEIVERS****#8 JALEN SAUNDERS** **SR**

- 2013 All-Big 12 Second Team by the coaches.
- Caught the game-winning seven-yard TD with 0:19 left and had a 64-yard punt return TD at OSU (12/7) to earn Big 12 Offensive POW honors.
- Caught seven passes for 95 yards and had a 30-yard punt return at Kansas State (11/23).
- Had a 91-yard punt return TD vs. Iowa State (11/16).
- Had six catches for 153 yards and two TDs vs. TTU (10/26).
- Had 136 yards in the second quarter, breaking the previous OU record for most yards in a quarter of 134 set by Malcolm Kelly vs. MTSU (9/23/06).
- Tied a career high with two TDs vs. ULM (8/31).
- Has played in 47 career games (29 starts), totaling 198 receptions for 3,010 yards and 24 TDs.
- Has five 100-yard games at OU and 10 in his career.

#3 STERLING SHEPARD **SO**

- Had seven receptions for 112 yards at OSU (12/7).
- Had seven catches for 82 yards and tied a career high with two TDs at Kansas (10/19).
- Had five catches for 83 yards at Notre Dame (9/28), including a 54-yard TD.
- Set career highs with eight receptions for 123 yards and two TDs vs. Tulsa (9/14).
- Has played in 24 games (15 starts) with 89 receptions for 1,161 yards and nine TDs in his career.
- Finished with the third-most receiving yards (621) and the fourth-most receptions (45) by a freshman in program history.
- One of 31 players in OU history with 1,000 receiving yards.
- Wears the same jersey number as his late father, Derrick, who lettered at WR for OU from 1983-86 and had 76 receptions for 1,237 yards and five TDs.

#11 LACOLTAN BESTER **SR**

- Is one of 18 FBS players and one of seven WRs to have a passing, receiving and rushing TD this season, the first OU player to do it since RB Joe Wylie in 1970.
- Had a career-high 75 receiving yards on four catches vs. Iowa State (11/16).
- Ran for a 35-yard TD on a reverse vs. TTU (10/26).
- Threw a 49-yard TD pass to Sterling Shepard at Kansas (10/19) off an end around.

#16 JAZ REYNOLDS **RS-SR**

- Had a 16-yard TD catch at Kansas (10/19).
- Had four catches for 109 yards vs. Tulsa (9/14), marking the third 100-yard game of his career.
- Has played in 30 games with 10 starts, totaling 66 receptions, 1,173 yards and six TDs.
- Became the 29th player in OU history with 1,000 career receiving yards with 109 yards vs. Tulsa (9/14).

#7 TREY FRANKS **RS-JR**

- Tied for the team lead with six special teams tackles.
- Started first career game at WR at Baylor (11/17).
- Played at WR for the first time in 2013 vs. TTU (10/26).
- Had a fumble recovery on special teams vs. WVU (9/7).
- Made his defensive debut at SS vs. ULM (8/31).
- Played in 26 games (six starts) as a WR in 2010-11, totaling 51 catches for 459 yards and a TD.

**TIGHT ENDS****#82 BRANNON GREEN** **SR**

- Has played in 24 career games, catching four passes for 61 yards and a touchdown.
- First career reception was an 18-yard TD at UTEP (9/1/12).

#89 CONNOR KNIGHT **RS-FR**

- Fraternal twin brother of OU QB Trevor Knight.

**OFFENSIVE LINE****#64 GABE IKARD** **RS-SR**

- 2013 Walter Camp First Team All-American.
- 2013 Wuerffel Trophy and Selmon Spirit Award winner.
- Consensus 2013 All-Big 12 First Team.
- NFF Scholar-Athlete, CoSIDA Academic All-America of the Year, Campbell Trophy finalist, Senior CLASS Award finalist and Rimington Trophy finalist.
- OU's highest rated OL on the season at 83% and leads the squad with 89 knockdown blocks, an average of 7.4 per game.
- Has started all 12 games at center in 2013.
- Has started 29 games at center and 20 games at LG.
- Graduated with a perfect 4.0 GPA in multidisciplinary studies in May.
- Studied in Ireland over the summer.

#79 DARYL WILLIAMS **RS-JR**

- 2013 All-Big 12 Second Team by the coaches.
- Started at RT in all 12 games this season.
- Started 10 games in 2012 at RT before missing the season's final three games with a knee injury.

#71 TYRUS THOMPSON **RS-JR**

- Started at LT in 11 games this season, but did not play at OSU (12/7) due to injury.
- Has played in 29 career games with 15 starts.

#74 ADAM SHEAD **RS-JR**

- Started at LG in the first 10 games this season before not playing the last two games due to injury.
- Has played in 32 career games with 28 starts.

#54 NILA KASITATI **RS-SO**

- Started at RG in six games this season.
- Played in four games in 2012 before suffering a season-ending knee injury at Texas Tech (10/6/12).
- Was treated for heart arrhythmia in 2012.

#68 BRONSON IRWIN **SR**

- Started six games at RG and two at LG this season.
- Has seen action in 46 career games at RG, LG and RT.

#50 AUSTIN WOODS **SR**

- Backup left guard and starting deep snapper has played in OU's last 24 games.
- Finished chemotherapy on 10/1/12 after being treated for Hodgkin's lymphoma.





DEFENSIVE LINE

#91 CHARLES TAPPER SO

- 2013 All-Big 12 First Team by the coaches and Second Team by AP.
- Had six tackles and a sack at Oklahoma State (12/7).
- Leads the team with 9.0 TFL and is tied for seventh in the Big 12 with 5.5 sacks.
- Leads the team with eight QBH.
- Had a career-high six tackles, 3.0 TFL and 2.0 sacks at Kansas (10/19).
- Had 2.0 sacks and five tackles vs. TCU (10/5).
- Prep basketball phenom started playing football his junior year at City College HS in Baltimore, Md.

#98 CHUKA NDULUE RS-JR

- Had six tackles and a key TFL on fourth-and-goal at OSU (12/7).
- Had three tackles and 1.0 sack at Baylor (11/7).
- Had four tackles and 1.0 sack vs. TTU (10/26).
- Had a career-high 15 tackles vs. Texas (10/12).
- Has played in 31 career games (18 starts), totaling 84 tackles, 11.5 TFL, 8.0 sacks, a FF and a FR.

#85 GENE GRISOM RS-JR

- Had six tackles and 1.0 TFL at Baylor (11/7).
- Had a 54-yard INT return for a TD vs. Texas (10/12).
- Started in five games this season totaling 31 tackles.
- Has seen duty in 29 career games (five starts).

#93 JORDAN WADE RS-FR

- Has started seven games at NT in 2013.
- Had two tackles and blocked a PAT vs. Texas (10/12) and at Kansas (10/19).
- Made his first career start vs. TCU (10/5), totaling two tackles and 1.0 sack.

#94 TORREA PETERSON RS-JR

- Started his first career game vs. Iowa State (11/16).
- Has played in seven games this season.
- Has played in 13 career games as a backup defensive tackle totaling seven tackles and 1.5 TFL.

#90 MATT DIMON FR

- Blocked a punt to force a safety at Kansas (10/19).
- Has played in 11 games this season at DE.

#40 P.L. LINDLEY RS-SO

- Had five tackles in his first career start at Kansas (10/19).
- Had two tackles and a FR vs. Texas (10/12).



LINEBACKERS

#7 COREY NELSON SR

- Defensive co-captain tore his left pectoral muscle vs. TCU (10/5) and underwent surgery on Oct. 22.
- Posted 27 tackles (13 solo) and 3.0 TFL with 1.0 sack, two QBH, an INT and three PBU this season.

#20 FRANK SHANNON RS-SO

- 2013 All-Big 12 honorable mention by the coaches.
- Has three career games with double-digit tackles.
- Leads the team with 85 tackles (50 solo) this season.
- Had eight tackles, 2.5 TFL and 2.0 sacks vs. ISU (11/16).
- Had 15 tackles and 2.0 TFL at Baylor (11/7).
- Had a career-high 16 tackles and a FF vs. Texas (10/12).
- Had his first career INT (17 yds.) at Notre Dame (9/28), adding eight tackles.
- Has totaled 123 tackles, 10.5 TFL, 4.0 sacks, a FF, a FR and an INT during his career.

#19 ERIC STRIKER SO

- 2013 All-Big 12 Second Team by the coaches.
- Has started all 12 games this season at OLB, posting 43 tackles, 7.5 TFL and 3.5 sacks (second on the team) and seven QBH.

- Had a fumble return for a three-yard TD at OSU (12/7).
- Had six tackles and a sack vs. Iowa State (11/16).
- Had six tackles and his first-career sack at Kansas (10/19).

#42 DOMINIQUE ALEXANDER FR

- 2013 Big 12 Defensive Freshman of the Year.
- Has four career double-digit tackle games.
- Second on the team with 75 tackles (46 solo).
- Had 11 tackles and a sack/safety at Baylor (11/7).
- In his first career start, led the team with 19 tackles (13 solo) and 1.0 TFL vs. Texas (10/12), the highest tackle total by a Sooner since LB Travis Lewis had 19 vs. Texas (10/11/08).
- Has played in all 12 games (seven starts) this season.

#25 AARON FRANKLIN JR

- Played in all 13 games in 2012, racking up 21 tackles, including 1.0 sack.
- Led team with career-high six tackles vs. Florida A&M (9/8/12), adding 1.0 TFL.

#26 JORDAN EVANS FR

- Had a season-high eight tackles vs. TTU (10/26).
- Played in eight games this season with 12 tackles.
- Son of Scott Evans, a three-time All-Big Eight DT at OU (1988-90).



CORNERBACKS

#14 AARON COLVIN SR

- Consensus 2013 All-Big 12 First Team.
- 2013 Jim Thorpe Award semifinalist.
- Had seven tackles, an INT and a FR vs. TTU (10/26).
- Had a team-high eight tackles with 1.5 TFL at Kansas (10/19) and returned a blocked PAT for a 98-yard two-point PAT.
- Had nine tackles and 2.0 TFL vs. Texas (10/12).
- Sat out games vs. Tulsa (9/14) and Iowa State (11/16) due to injury.
- Has 228 tackles, 15.0 TFL, 3.5 sacks, 23 PBU and five INTs in his career.

#15 ZACH SANCHEZ RS-FR

- Returned his first career INT for a 74-yard TD at Kansas State (11/23).
- Had eight tackles vs. Texas Tech (10/26).
- Had a career high four PBU vs. TCU (10/5).
- Has started at left CB in all 12 games this season.

#22 CORTEZ JOHNSON RS-JR

- Made his first start at OU for an injured Aaron Colvin vs. Iowa State (11/16).
- Has 16 tackles and a PBU in eight games this season.
- Did not play in 2012 after transferring from Arizona.
- Recruited to Arizona by then-head coach Mike Stoops, and played one season for the Wildcats.

#6 STANVON TAYLOR FR

- Made his first career start vs. Tulsa (9/14), posting a career-high three tackles.



SAFETIES

#9 GABE LYNN RS-SR

- 2013 All-Big 12 honorable mention by the coaches.
- Had six tackles and a sack vs. Iowa State (11/16).
- Had a career-high nine tackles and an INT vs. TTU (10/26).
- Owns four takeaways in 2013 (3 INTs, 1 FR).
- Had an INT and 31-yard return vs. Tulsa (9/14).
- Named Big 12 Defensive POW after posting three tackles, a 27-yard FR and an INT vs. WVU (9/7).
- Has played in 43 career games (24 starts), totaling 111 tackles, 7.0 TFL, nine PBU, three INTs and two FR.

#2 JULIAN WILSON RS-JR

- Posted an INT and a QBH at OSU (12/7).

- Had an INT and 1.0 TFL at Notre Dame (9/28).
- Had career-high six tackles at WVU (11/17/12).
- Has played in 36 games (13 starts) with 56 tackles, 6.5 TFL, three INTs and eight PBU.

#10 QUENTIN HAYES RS-JR

- Has started all 12 games at SS.
- Third on the team with 70 tackles (41 solo) and also has 4.0 TFL, two FF and two INTs.
- Had an INT and a team-high seven tackles at KSU (11/23).
- Had a career-high 10 tackles at Baylor (11/7).
- Had a team high eight tackles with 0.5 TFL and a forced fumble vs. WVU (9/7).

#23 KASS EVERETT SR

- Had a sack and forced fumble vs. WVU (9/7).
- Tied for the team lead with six special teams tackles.

#13 AHMAD THOMAS FR

- Had six tackles vs. Iowa State (11/16).
- Has played in 10 games this season.



SPECIALISTS

#18 MICHAEL HUNNICUTT RS-JR

- Consensus 2013 All-Big 12 Second Team.
- Named Big 12 Special Teams Player of the Week after kicking two FGs, two PATs and catching an eight-yard TD pass at Oklahoma State (12/7).
- Named a semifinalist for the 2013 Lou Groza Award.
- Midseason All-American pick by CBSSports.com and *Sports Illustrated*.
- Tied with Steve Owens for second in OU history with 342 career points, the most by a kicker in OU history.
- Has 23 made FGs in 2013, tied for first among FBS kickers, the best single-season total OU history.
- His 61 career made FGs are the most in OU history.
- Has converted 61 of 71 (.859) field goals and 153 of 157 (.975) PATs in his career.

#44 JED BARNETT JR

- Has 59 punts for 2,457 yards (41.6 avg.) with 21 inside the 20 and nine over 50 yards, including a 56-yard long vs. Texas Tech (10/26).

#39 NICK HODGSON JR

- Has 61 kickoffs for 3,922 yards (64.3 avg.) with 66% (40-61) resulting in touchbacks.
- Sent all seven kickoffs for touchbacks vs. ULM (8/31) in his first game as the primary kickoff specialist.

#50 AUSTIN WOODS SR

- Handles both the long snaps and kick snaps.

#84 GRANT BOTHUN SO

- Has served as holder in 12 games this season.
- Threw an eight-yard TD pass to K Michael Hunnicutt on a fake field goal at Oklahoma State (12/7).



RETURN MEN

#22 ROY FINCH SR

- Fourth in OU history with 998 career kick return yards.
- Had a school-record 100-yard TD return vs. Kansas (10/20/12).

#8 JALEN SAUNDERS SR

- Ranks sixth in the FBS with a 16.8-yard PR avg.
- Big 12 Co-Special Teams Player of the Week after a 91-yard punt return TD vs. Iowa State (11/16), a career long and the third-longest in OU history.
- Had a 64-yard punt return for a TD at OSU (12/7).
- Has 18 punt returns for 302 yards (16.8 avg.).

#24 BRENNAN CLAY SR

- Tenth in OU history with 762 career kick return yards.
- Led the Big 12 in kickoff return average at 25.4 yards per return in 2012.



#	Player	Pos	Ht	Wt	Yr	Hometown (Previous School)
1	L.J. Moore	DB	6-1	166	Fr.	Fresno, Calif. (Central East HS)
1	Kendal Thompson	QB	6-1	199	R-So.	Moore, Okla. (Southmoore HS)
2	Julian Wilson	DB	6-2	199	R-Jr.	Oklahoma City, Okla. (Southmoore HS)
3	Sterling Shepard	WR	5-10	193	So.	Oklahoma City, Okla. (Heritage Hall HS)
4	Hatari Byrd	DB	6-1	198	Fr.	Fresno, Calif. (Central East HS)
5	Durron Neal	WR	5-11	199	So.	St. Louis, Mo. (De Smet Jesuit HS)
6	Dannon Cavil	WR	6-5	214	Fr.	San Antonio, Texas (James Madison HS)
6	Stanvon Taylor	DB	5-11	173	Fr.	Tulsa, Okla. (East Central HS)
7	Trey Franks	WR	5-10	200	R-Jr.	Orange, Texas (West Orange-Stark HS)
7	Corey Nelson	LB	6-1	226	Sr.	Dallas, Texas (Skyline HS)
8	Jalen Saunders	WR	5-9	157	Sr.	Elk Grove, Calif. (Fresno State)
9	Trevor Knight	QB	6-1	201	R-Fr.	San Antonio, Texas (Reagan HS)
9	Gabe Lynn	DB	6-0	204	R-Sr.	Tulsa, Okla. (Jenks HS)
10	Blake Bell	QB	6-6	252	R-Jr.	Wichita, Kan. (Bishop Carroll HS)
10	Quentin Hayes	DB	6-0	193	Jr.	Lancaster, Texas (Lancaster HS)
11	Lacoltan Bester	WR	6-3	195	Sr.	Scooba, Miss. (East Mississippi CC)
12	Derrick Woods	WR	6-1	188	R-Fr.	Inglewood, Calif. (Inglewood HS)
13	Ahmad Thomas	DB	6-1	215	Fr.	Miami, Fla. (Miami Central HS)
14	Aaron Colvin	DB	6-0	192	Sr.	Tulsa, Okla. (Owasso HS)
14	Cody Thomas	QB	6-5	209	Fr.	Colleyville, Texas (Heritage HS)
15	Zack Sanchez	DB	5-11	176	R-Fr.	Keller, Texas (Central HS)
16	Jaz Reynolds	WR	6-2	198	R-Sr.	Houston, Texas (Eisenhower HS)
18	Michael Hunnicutt	K	6-1	176	R-Jr.	Richardson, Texas (Pearce HS)
19	Eric Striker	LB	6-0	219	So.	Seffner, Fla. (Armwood HS)
20	Frank Shannon	LB	6-1	229	R-So.	Dallas, Texas (Skyline HS)
21	Keith Ford	RB	5-11	205	Fr.	Cypress, Texas (Cypress Ranch HS)
22	Roy Finch	RB	5-7	167	Sr.	Niceville, Fla. (Niceville HS)
22	Cortez Johnson	DB	6-2	201	R-So.	New Orleans, La. (Arizona)
23	Kass Everett	DB	5-10	189	Sr.	Philadelphia, Pa. (Pierce College)
24	Brennan Clay	RB	5-11	201	Sr.	San Diego, Calif. (Scripps Ranch HS)
25	Aaron Franklin	LB	6-1	222	R-Jr.	Marshall, Texas (Marshall HS)
25	David Smith	RB	5-10	199	R-Fr.	Midlothian, Ill. (Bremen HS)
26	Jordan Evans	LB	6-3	216	Fr.	Norman, Okla. (Norman North HS)
27	Dakota Austin	DB	5-11	151	Fr.	Lancaster, Texas (Lancaster HS)
28	Alex Ross	RB	6-1	209	R-Fr.	Jenks, Okla. (Jenks HS)
29	Rashod Favors	DE	6-1	261	R-Jr.	Fort Worth, Texas (Dunbar HS)
30	Thaddeus LaGrone	DB	6-2	193	Fr.	Allen, Texas (Allen HS)
31	Londell Taylor	LB	6-0	213	R-So.	Vian, Okla. (Rose State College)
32	Seth Carter	DB	5-11	186	Sr.	Wichita Falls, Texas (Rider HS)
33	Trey Millard	FB	6-2	253	Sr.	Columbia, Mo. (Rock Bridge HS)
34	Daniel Brooks	DB	5-8	176	R-Fr.	Port Lavaca, Texas (Calhoun HS)
36	Daniel Schwarz	K	6-2	183	Fr.	Lawton, Okla. (MacArthur HS)
37	Ashton Bennett	DB	5-10	160	R-Fr.	Manvel, Texas (Manvel HS)
38	Jack Steed	P	6-5	210	R-Fr.	Katy, Texas (Cinco Ranch HS)
38	Brandon Young	DB	5-10	178	Jr.	Frisco, Texas (Frisco HS)
39	Nick Hodgson	K	6-2	193	Jr.	N. Richland Hills, Texas (N. Richland Hills HS)
39	Darius Owens	DB	5-10	173	Fr.	Yukon, Okla. (Yukon HS)
40	P. L. Lindley	DE	6-2	254	R-So.	Round Rock, Texas (Stony Point HS)
40	Julian Winters	WR	5-11	169	R-Jr.	Sacramento, Calif. (Christian Brothers HS)
41	Joe Palange	FB	6-2	224	R-Fr.	Cleveland, Ohio (William & Mary)
42	Dominique Alexander	LB	6-2	216	Fr.	Tulsa, Okla. (Booker T. Washington HS)
42	Terrell Guidry	DB	6-0	160	Fr.	Gahanna, Ohio (Sterville-North HS)
43	Ruben Hunter	LB	6-2	204	Fr.	Oklahoma City, Okla. (Putnam City North HS)
44	Jed Barnett	P	6-2	227	Jr.	Camas, Wash. (Laney College)
45	Caleb Gastelum	LB	6-2	222	Jr.	Claremore, Okla. (Home School)
46	Jack Braught	K	6-3	170	Fr.	Duncan, Okla. (Duncan HS)
47	Eric Hosek	K	5-10	153	R-So.	Sherman, Texas (Sherman HS)
48	Aaron Ripkowski	FB	6-1	254	Jr.	Dayton, Texas (Dayton HS)
49	David Driskill	DE	6-1	244	Jr.	Oklahoma City, Okla. (Casady HS)
50	Austin Woods	OL	6-4	311	Sr.	Rockwall, Texas (Rockwall-Heath HS)
52	John-Philip Hughes	OL	6-4	281	R-So.	Tulsa, Okla. (Edison HS)
53	Tony Feo	OL	6-4	292	R-Jr.	Pago Pago, American Samoa (Fullerton College)
54	Nila Kasitati	OL	6-4	312	R-So.	Euless, Texas (Trinity HS)
55	Josiah St. John	OL	6-6	305	Jr.	Toronto, Canada (Trinity Valley CC)

#	Player	Pos	Ht	Wt	Yr	Hometown (Previous School)
56	Ty Darlington	OL	6-3	288	So.	Apopka, Fla. (Apopka HS)
58	Chase Frazier	DT	6-1	285	Fr.	Grapevine, Texas (Grapevine HS)
59	Kane Snowden	DT	6-0	262	R-Fr.	Oklahoma City, Okla. (Westmoore HS)
60	Brendan Northcutt	DS	6-7	220	Fr.	Frisco, Texas (Frisco HS)
64	Gabe Ikard	OL	6-3	298	R-Sr.	Oklahoma City, Okla. (Bishop McGuinness HS)
65	Nick Hardaway	OL	6-4	315	Fr.	Moore, Okla. (Westmoore HS)
66	Riley Nolan	OL	6-3	283	R-Fr.	Norman, Okla. (Missouri Southern State)
67	Robert Hollis	DT	6-4	330	R-So.	Tulsa, Okla. (Edison HS)
68	Bronson Irwin	OL	6-5	314	Fr.	Mustang, Okla. (Mustang HS)
70	Christian Daimler	OL	6-6	279	Fr.	Houston, Texas (Stratford HS)
71	Tyrus Thompson	OL	6-5	320	R-Jr.	Pflugerville, Texas (Pflugerville HS)
72	Derek Farniok	OL	6-9	325	R-So.	Sioux Falls, S.D. (Washington HS)
73	Dylan Hartsook	OL	6-5	299	R-Fr.	Midwest City, Okla. (Choctaw HS)
74	Adam Shead	OL	6-4	316	R-Jr.	Cedar Hill, Texas (Cedar Hill HS)
75	Tyler Evans	OL	6-5	305	R-Sr.	Stratford, Mo. (Stratford HS)
77	Dionte Savage	OL	6-5	339	Jr.	Flint, Mich. (Arizona Western CC)
78	Kyle Marrs	OL	6-5	307	R-Fr.	San Antonio, Texas (Brandeis HS)
79	Daryl Williams	OL	6-6	321	R-Jr.	Lake Dallas, Texas (Lake Dallas HS)
80	Jordan Phillips	DT	6-6	324	R-So.	Towanda, Kan. (Circle HS)
80	Jordan Smallwood	WR	6-2	202	Fr.	Jenks, Okla. (Jenks HS)
81	Austin Brown	WR	6-3	201	R-So.	Buffalo, S.D. (Sioux Falls)
81	Sam Grant	TE	6-7	258	R-Fr.	North Royalton, Ohio (St. Edward HS)
82	Brannon Green	TE	6-2	256	Sr.	Altamont, Kan. (Fort Scott CC)
82	Ogbonnia Okoronkwo	DE	6-3	214	Fr.	Houston, Texas (Alief Taylor HS)
83	Cody Barrow	WR	5-10	185	So.	McKinney, Texas (Allen HS)
83	Austin Bennett	WR	6-0	163	Fr.	Manvel, Texas (Manvel HS)
84	Grant Bothun	WR	5-11	188	So.	Rowlett, Texas (Rowlett HS)
84	Mike Onuoha	DE	6-5	235	So.	Edmond, Okla. (Santa Fe HS)
85	Geneo Grissom	DE	6-4	263	R-Jr.	Hutchinson, Kan. (Hutchinson HS)
85	K.J. Young	WR	6-1	176	Fr.	Perris, Calif. (Citrus Hill HS)
86	Brandon Kitchens	WR	5-11	161	R-Fr.	Jenks, Okla. (Jenks HS)
87	D.J. Ward	DE	6-2	245	Fr.	Moore, Okla. (Southmoore HS)
88	Cody Chancellor	WR	6-3	177	Fr.	Oklahoma City, Okla. (Bishop McGuinness HS)
88	Taylor McNamara	TE	6-5	246	R-Fr.	San Diego, Calif. (Westview HS)
89	Connor Knight	TE	6-4	226	R-Fr.	San Antonio, Texas (Reagan HS)
90	Matt Dimon	DE	6-2	268	Fr.	Katy, Texas (Katy HS)
91	Charles Tapper	DE	6-4	261	So.	Baltimore, Md. (City College HS)
92	Matthew Romar	DT	6-3	286	Fr.	Port Arthur, Texas (Memorial HS)
93	Jordan Wade	DT	6-4	296	R-Fr.	Round Rock, Texas (Stony Point HS)
94	Torea Peterson	DT	6-3	295	R-Jr.	San Antonio, Texas (East Central HS)
95	Quincy Russell	DT	6-4	315	Jr.	San Antonio, Texas (Trinity Valley CC)
96	Mitch Tate	DE	6-4	245	R-So.	Bartlesville, Okla. (Bartlesville HS)
97	Charles Walker	DT	6-3	281	Fr.	Garland, Texas (South Garland HS)
98	Chuka Ndulue	DT	6-3	274	R-Jr.	Dallas, Texas (Dallas Jesuit Prep)
99	Chaz Nelson	DE	6-2	237	R-Sr.	Columbus, Ohio (Garden City CC)

OKLAHOMA COACHING STAFF

Bob Stoops	Head Coach
Mike Stoops	Associate Head Coach/Defensive Coordinator/Safeties
Bobby Jack Wright	Assistant Head Coach/Cornerbacks
Cale Gundy	Director of Recruiting/Running Backs
Josh Heupel	Co-Offensive Coordinator/Quarterbacks
Jay Norvell	Co-Offensive Coordinator/Wide Receivers
Tim Kish	Assistant Defensive Coordinator/Linebackers
Bill Bedenbaugh	Offensive Line
Jerry Montgomery	Defensive Line
Jay Boulware	Tight Ends/Special Teams Coordinator
Joe Jon Finley	Offensive Quality Control
Chad Walker	Defensive Quality Control
Ryan McKim	Special Teams Quality Control

#	Player	Pos	Ht	Wt	Yr	Hometown (Previous School)
42	Dominique Alexander	LB	6-2	216	Fr.	Tulsa, Okla. (Booker T. Washington HS)
27	Dakota Austin	DB	5-11	151	Fr.	Lancaster, Texas (Lancaster HS)
44	Jed Barnett	P	6-2	227	Jr.	Camas, Wash. (Laney College)
83	Cody Barrow	WR	5-10	185	So.	McKinney, Texas (Allen HS)
10	Blake Bell	QB	6-6	252	R-Jr.	Wichita, Kan. (Bishop Carroll HS)
37	Ashton Bennett	DB	5-10	160	R-Fr.	Manvel, Texas (Manvel HS)
83	Austin Bennett	WR	6-0	163	Fr.	Manvel, Texas (Manvel HS)
11	Lacoltan Bester	WR	6-3	195	Sr.	Scooba, Miss. (East Mississippi CC)
84	Grant Bothun	WR	5-11	188	So.	Rowlett, Texas (Rowlett HS)
46	Jack Braught	K	6-3	170	Fr.	Duncan, Okla. (Duncan HS)
34	Daniel Brooks	DB	5-8	176	R-Fr.	Port Lavaca, Texas (Calhoun HS)
81	Austin Brown	WR	6-3	201	R-So.	Buffalo, S.D. (Sioux Falls)
4	Hatari Byrd	DB	6-1	198	Fr.	Fresno, Calif. (Central East HS)
32	Seth Carter	DB	5-11	186	Fr.	Wichita Falls, Texas (Rider HS)
6	Dannon Cavil	WR	6-5	214	Fr.	San Antonio, Texas (James Madison HS)
88	Cody Chancellor	WR	6-3	177	Fr.	Oklahoma City, Okla. (Bishop McGuinness HS)
24	Brennan Clay	RB	5-11	201	Sr.	San Diego, Calif. (Scripps Ranch HS)
14	Aaron Colvin	DB	6-0	192	Sr.	Tulsa, Okla. (Owasso HS)
70	Christian Daimler	OL	6-6	279	Fr.	Houston, Texas (Stratford HS)
56	Ty Darlington	OL	6-3	288	So.	Apopka, Fla. (Apopka HS)
90	Matt Dimon	DE	6-2	268	Fr.	Katy, Texas (Katy HS)
49	David Driskill	DE	6-1	244	Jr.	Oklahoma City, Okla. (Casady HS)
26	Jordan Evans	LB	6-3	216	Fr.	Norman, Okla. (Norman North HS)
75	Tyler Evans	OL	6-5	305	R-Sr.	Strafford, Mo. (Strafford HS)
23	Kass Everett	DB	5-10	189	Sr.	Philadelphia, Pa. (Pierce College)
72	Derek Farniok	OL	6-9	325	R-So.	Sioux Falls, S.D. (Washington HS)
29	Rashod Favors	DE	6-1	261	R-Jr.	Fort Worth, Texas (Dunbar HS)
53	Tony Feo	OL	6-4	292	R-Jr.	Pago Pago, American Samoa (Fullerton College)
22	Roy Finch	RB	5-7	167	Sr.	Niceville, Fla. (Niceville HS)
21	Keith Ford	RB	5-11	205	Fr.	Cypress, Texas (Cypress Ranch HS)
25	Aaron Franklin	LB	6-1	222	R-Jr.	Marshall, Texas (Marshall HS)
7	Trey Franks	WR	5-10	200	R-Jr.	Orange, Texas (West Orange-Stark HS)
58	Chase Frazier	DT	6-1	285	Fr.	Grapevine, Texas (Grapevine HS)
45	Caleb Gastelum	LB	6-2	222	Jr.	Claremore, Okla. (Home School)
81	Sam Grant	TE	6-7	258	R-Fr.	North Royalton, Ohio (St. Edward HS)
82	Brannon Green	TE	6-2	256	Sr.	Altamont, Kan. (Fort Scott CC)
85	Geneo Grissom	DE	6-4	263	R-Jr.	Hutchinson, Kan. (Hutchinson HS)
42	Terrell Guidry	DB	6-0	160	Fr.	Gahanna, Ohio (Sterville-North HS)
65	Nick Hardaway	OL	6-4	315	Fr.	Moore, Okla. (Westmoore HS)
73	Dylan Hartsook	OL	6-5	299	R-Fr.	Midwest City, Okla. (Choctaw HS)
10	Quentin Hayes	DB	6-0	193	Jr.	Lancaster, Texas (Lancaster HS)
39	Nick Hodgson	K	6-2	193	Jr.	N. Richland Hills, Texas (N. Richland Hills HS)
67	Robert Hollis	DT	6-4	330	R-So.	Tulsa, Okla. (Edison HS)
47	Eric Hosek	K	5-10	153	R-So.	Sherman, Texas (Sherman HS)
52	John-Philip Hughes	OL	6-4	281	R-So.	Tulsa, Okla. (Edison HS)
18	Michael Hunnicutt	K	6-1	176	R-Jr.	Richardson, Texas (Pearce HS)
43	Ruben Hunter	LB	6-2	204	Fr.	Oklahoma City, Okla. (Putnam City North HS)
64	Gabe Ikard	OL	6-3	298	R-Sr.	Oklahoma City, Okla. (Bishop McGuinness HS)
68	Bronson Irwin	OL	6-5	314	Sr.	Mustang, Okla. (Mustang HS)
22	Cortez Johnson	DB	6-2	201	R-So.	New Orleans, La. (Arizona)
54	Nila Kasitati	OL	6-4	312	R-So.	Eules, Texas (Trinity HS)
86	Brandon Kitchens	WR	5-11	161	R-Fr.	Jenks, Okla. (Jenks HS)
89	Connor Knight	TE	6-4	226	R-Fr.	San Antonio, Texas (Reagan HS)
9	Trevor Knight	QB	6-1	201	R-Fr.	San Antonio, Texas (Reagan HS)
30	Thaddeus LaGrone	DB	6-2	193	Fr.	Allen, Texas (Allen HS)
40	P. L. Lindley	DE	6-2	254	R-So.	Round Rock, Texas (Stony Point HS)
9	Gabe Lynn	DB	6-0	204	R-Sr.	Tulsa, Okla. (Jenks HS)
78	Kyle Marrs	OL	6-5	307	R-Fr.	San Antonio, Texas (Brandeis HS)
88	Taylor McNamara	TE	6-5	246	R-Fr.	San Diego, Calif. (Westview HS)
33	Trey Millard	FB	6-2	253	Sr.	Columbia, Mo. (Rock Bridge HS)
1	L.J. Moore	DB	6-1	166	Fr.	Fresno, Calif. (Central East HS)
#	Player	Pos	Ht	Wt	Yr	Hometown (Previous School)

98	Chuka Ndulue	DT	6-3	274	R-Jr.	Dallas, Texas (Dallas Jesuit Prep)
5	Durron Neal	WR	5-11	199	So.	St. Louis, Mo. (De Smet Jesuit HS)
99	Chaz Nelson	DE	6-2	237	R-Sr.	Columbus, Ohio (Garden City CC)
7	Corey Nelson	LB	6-1	226	Sr.	Dallas, Texas (Skyline HS)
66	Riley Nolan	OL	6-3	283	R-Fr.	Norman, Okla. (Missouri Southern State)
60	Brendan Northcutt	DS	6-7	220	Fr.	Frisco, Texas (Frisco HS)
82	Ogbonnia Okoronkwo	DE	6-3	214	Fr.	Houston, Texas (Alief Taylor HS)
84	Mike Onuoha	DE	6-5	235	So.	Edmond, Okla. (Santa Fe HS)
39	Darius Owens	DB	5-10	173	Fr.	Yukon, Okla. (Yukon HS)
41	Joe Palange	FB	6-2	224	R-Fr.	Cleveland, Ohio (William & Mary)
94	Torrea Peterson	DT	6-3	295	R-Jr.	San Antonio, Texas (East Central HS)
80	Jordan Phillips	DT	6-6	324	R-So.	Towanda, Kan. (Circle HS)
16	Jaz Reynolds	WR	6-2	198	R-Sr.	Houston, Texas (Eisenhower HS)
48	Aaron Ripkowski	FB	6-1	254	Jr.	Dayton, Texas (Dayton HS)
92	Matthew Romar	DT	6-3	286	Fr.	Port Arthur, Texas (Memorial HS)
28	Alex Ross	RB	6-1	209	R-Fr.	Jenks, Okla. (Jenks HS)
95	Quincy Russell	DT	6-4	315	Jr.	San Antonio, Texas (Trinity Valley CC)
15	Zack Sanchez	DB	5-11	176	R-Fr.	Keller, Texas (Central HS)
8	Jalen Saunders	WR	5-9	157	Sr.	Elk Grove, Calif. (Fresno State)
77	Dionte Savage	OL	6-5	339	Jr.	Flint, Mich. (Arizona Western CC)
36	Daniel Schwarz	K	6-2	183	Fr.	Lawton, Okla. (MacArthur HS)
20	Frank Shannon	LB	6-1	229	R-So.	Dallas, Texas (Skyline HS)
74	Adam Shead	OL	6-4	316	R-Jr.	Cedar Hill, Texas (Cedar Hill HS)
3	Sterling Shepard	WR	5-10	193	So.	Oklahoma City, Okla. (Heritage Hall HS)
80	Jordan Smallwood	WR	6-2	202	Fr.	Jenks, Okla. (Jenks HS)
25	David Smith	RB	5-10	199	R-Fr.	Midlothian, Ill. (Bremen HS)
59	Kane Snowden	DT	6-0	262	R-Fr.	Oklahoma City, Okla. (Westmoore HS)
55	Josiah St. John	OL	6-6	305	Jr.	Toronto, Canada (Trinity Valley CC)
38	Jack Steed	P	6-5	210	R-Fr.	Katy, Texas (Cinco Ranch HS)
19	Eric Striker	LB	6-0	219	So.	Seffner, Fla. (Armwood HS)
91	Charles Tapper	DE	6-4	261	So.	Baltimore, Md. (City College HS)
96	Mitch Tate	DE	6-4	245	R-So.	Bartlesville, Okla. (Bartlesville HS)
31	Londell Taylor	LB	6-0	213	R-So.	Vian, Okla. (Rose State College)
6	Stanvon Taylor	DB	5-11	173	Fr.	Tulsa, Okla. (East Central HS)
13	Ahmad Thomas	DB	6-1	215	Fr.	Miami, Fla. (Miami Central HS)
14	Cody Thomas	QB	6-5	209	Fr.	Colleyville, Texas (Heritage HS)
1	Kendal Thompson	QB	6-1	199	R-So.	Moore, Okla. (Southmoore HS)
71	Tyrus Thompson	OL	6-5	320	R-Jr.	Pflugerville, Texas (Pflugerville HS)
93	Jordan Wade	DT	6-4	296	R-Fr.	Round Rock, Texas (Stony Point HS)
97	Charles Walker	DT	6-3	281	Fr.	Garland, Texas (South Garland HS)
87	D.J. Ward	DE	6-2	245	Fr.	Moore, Okla. (Southmoore HS)
79	Daryl Williams	OL	6-6	321	R-Jr.	Lake Dallas, Texas (Lake Dallas HS)
2	Julian Wilson	DB	6-2	199	R-Jr.	Oklahoma City, Okla. (Southmoore HS)
40	Julian Winters	WR	5-11	169	R-Jr.	Sacramento, Calif. (Christian Brothers HS)
50	Austin Woods	OL	6-4	311	Sr.	Rockwall, Texas (Rockwall-Heath HS)
12	Derrick Woods	WR	6-1	188	R-Fr.	Inglewood, Calif. (Inglewood HS)
38	Brandon Young	DB	5-10	178	Jr.	Frisco, Texas (Frisco HS)
85	K.J. Young	WR	6-1	176	Fr.	Perris, Calif. (Citrus Hill HS)

OKLAHOMA PRONUNCIATION GUIDE

Hatari Byrd	Hah-taree	Nila Kasitati	NEE-luh kah-sih-TAH-tee
Dannon Cavil	cah-VIL	Trey Milliard	MILL-erd
Christian Daimler	DIME-ler	Chuka Ndulue	CHOO-kuh en-DOO-loo-ay
Matt Dimon	DIE-mon	Durron Neal	der-RON
Kass Everett	Kahss	Ogbonnia Okoronkwo	Oag-BON-ya oak-RON-quo
Derek Farniok	FAR-nee-ock	Mike Onuoha	oh-NO-hah
Caleb Gastelum	Gas-tee-limb	Joe Palange	Puh-LAN-gee
Geneo Grissom	GENO	Torrea Peterson	Torrie-ah
Gabe Ikard	EYE-curd	Adam Shead	Shed

#42 LB DOMINIQUE ALEXANDER

Tackles 19, vs. Texas (10/12/13)
 TFL 1.0, 3x, MR: Iowa State (11/16/13)
 Sacks 1.0, at Baylor (11/7/13)
 Fumbles forced 1 at Kansas (10/19/13)

#27 DB DAKOTA AUSTIN

Tackles 2, Iowa State (11/16/13)
 Interceptions 1, Iowa State (11/16/13)

#10 QB BLAKE BELL

Completions 27, Tulsa (9/14/13)
 Attempts 37, Tulsa (9/14/13)
 Passing yards 413, Tulsa (9/14/13)
 Long pass 82, Tulsa (9/14/13)
 Passing TDs 4, Tulsa (9/14/13)
 Pass Rating 202.4, Tulsa (9/14/13)
 Rushes 14, TCU (10/5/13)
 Rushing yards 74, Baylor (11/10/12)
 Rushing TDs 4, 2x, MR: vs. Texas (10/13/12)
 Long rush 55, Baylor (11/10/12)

#83 WR AUSTIN BENNETT

Receptions 1, 2x, MR: Tulsa (9/14/13)
 Receiving yards 12, Tulsa (9/14/13)
 Long reception 12, Tulsa (9/14/13)

#81 WR LACOLTAN BESTER

Receptions 5, vs. Texas (10/12/13)
 Receiving yards 75, Iowa State (11/16/13)
 Long reception 47, vs. Texas (10/12/13)
 Receiving TDs 1, at Notre Dame (9/28/13)
 Long pass 49, at Kansas (10/19/13)
 Passing TDs 1, at Kansas (10/19/13)
 Rushes 1, Texas Tech (10/26/13)
 Rushing yards 35, Texas Tech (10/26/13)
 Rushing TDs 1, Texas Tech (10/26/13)
 Long rush 35, Texas Tech (10/26/13)

#84 H GRANT BOTHUN

Completions 1, at Oklahoma State (12/7/13)
 Attempts 1, at Oklahoma State (12/7/13)
 Passing yards 8, at Oklahoma State (12/7/13)
 Passing TDs 1, at Oklahoma State (12/7/13)

#4 DB HATARI BYRD

Tackles 3, Tulsa (9/14/13)

#24 RB BRENNAN CLAY

Rushes 31, at Kansas State (11/23/13)
 Rushing yards 200, at Kansas State (11/23/13)
 Rushing TDs 2, 2x, MR: at Kansas State (11/23/13)
 Long rush 76, TCU (10/5/13)
 Receptions 4, 3x, MR: TCU (10/5/13)
 Receiving yards 41, Tulsa (9/3/11)
 Long reception 25 at West Virginia (11/17/12)
 Kickoff returns 4, Notre Dame (10/27/12)
 Kickoff return yards 96, vs. Texas (10/13/12)
 Long kickoff return 46, at West Virginia (11/17/12)

#14 DB AARON COLVIN

Tackles 13, vs. Texas Tech (10/22/11)
 TFL 2.0, 3x, MR: vs. Texas (10/12/13)
 Sacks 2.0, Oklahoma State (11/24/12)
 Fumbles forced 1, vs. Florida State (9/11/10)
 Fumbles recovered 1, 3x, MR: Texas Tech (10/26/13)
 PBU 3, 2x, MR: at West Virginia (11/17/12)
 Interceptions 1, 5x, MR: Texas Tech (10/26/13)

#90 DE MATT DIMON

Tackles 2, at Kansas (10/19/13)

#26 LB JORDAN EVANS

Tackles 8, Texas Tech (10/26/13)
 TFL 0.5, Tulsa (9/14/13)

#23 DB KASS EVERETT

Tackles 2, 4x, MR: Oklahoma State (12/7/13)
 Sack 1.0, West Virginia (9/7/13)
 TFL 1.0, 3x, MR: at Kansas (10/19/13)
 Fumbles forced 1, 2x, MR: West Virginia (9/7/13)

#29 DE RASHOD FAVORS

Tackles 4, 2x, MR: Kansas (9/20/12)
 TFL 1.0, Kansas (10/20/12)
 Sacks 1.0, Kansas (10/20/12)

#22 RB ROY FINCH

Rushes 26, vs. Texas A&M (11/5/11)
 Rushing yards 99, vs. Texas A&M (11/5/11)
 Long rush 55, vs. Texas Tech (10/22/11)
 Rush TDs 1, 6x, MR: Florida A&M (9/8/12)
 Receptions 7, at Kansas State (10/29/11)
 Receiving yards 69, at Kansas State (10/29/11)
 Receiving TDs 1, 2x, MR: at Baylor (11/7/13)
 Long reception 47, Ball State (10/1/11)
 Kickoff returns 4, Texas Tech (10/22/11)
 Kickoff return yards 112, Kansas (10/20/12)
 Long kickoff return 100, Kansas (10/20/12)
 Kickoff return TDs 1, Kansas (10/20/12)

#21 RB KEITH FORD

Rushes 7, Tulsa (9/14/13)
 Rushing yards 46, Tulsa (9/14/13)
 Long rush 23, Tulsa (9/14/13)
 Rushing TDs 1, Tulsa (9/14/13)

#25 LB AARON FRANKLIN

Tackles 6, Florida A&M (9/8/12)
 TFL 1.0, Florida A&M (9/8/12)
 Sacks 1.0, Florida A&M (9/8/12)

#7 WR TREY FRANKS

Receptions 8, 2x, MR: at Oklahoma State (12/3/11)
 Receiving yards 74, Tulsa (9/3/11)
 Long reception: 24, 2x, MR: at Baylor (11/19/11)
 Receiving TDs 1 at Texas A&M (11/6/10)
 Tackles 2, TCU (10/5/13)
 Kickoff returns 6, Baylor (11/19/11)
 Kickoff return yards 129, Baylor (11/19/11)
 Long kickoff return 52, Iowa (12/30/11)

#45 LB CALEB GASTELUM

Tackles 3, ULM (8/31/13)

#82 TE BRANNON GREEN

Receptions 1, 4x, MR: Oklahoma State (12/7/13)
 Receiving yards 18, 2x, MR: Florida A&M (9/8/12)
 Long reception 18, 2x, MR: Florida A&M (9/8/12)
 Receiving TDs 1, at UTEP (9/1/12)

#85 DE GENE GRISSOM

Tackles 6, 2x, MR: at Baylor (11/7/13)
 TFL 1.0, 5x, MR: at Kansas State (11/23/13)
 Sacks 1.0, at Kansas State (11/23/13)
 Interceptions 1, vs. Texas (10/12/13)

#10 DB QUENTIN HAYES

Tackles 10, at Baylor (11/7/13)
 TFL 2.0, vs. Texas (10/12/13)
 Sacks 1.0, at Baylor (11/7/13)
 PBU 2, 3x, MR: at Oklahoma State (12/7/13)
 Interceptions 1, 2x, MR: at Kansas State (11/23/13)

#39 K NICK HODGSON

Touchbacks 10, Tulsa (9/14/13)

#18 K MICHAEL HUNNICUTT

Field goals made 4, 2x, MR: Iowa State (11/26/11)
 Long field goal 53, at Kansas State (10/29/11)
 PATs made 9, Florida A&M (9/8/12)
 Receptions 1, at Oklahoma State (12/7/13)
 Receiving yards 8, at Oklahoma State (12/7/13)
 Receiving TDs 1, at Oklahoma State (12/7/13)

#22 DB CORTEZ JOHNSON

Tackles 7, 2x, MR: Iowa State (11/16/13)

#9 QB TREVOR KNIGHT

Completions 14, at Kansas State (11/23/13)
 Attempts 28, ULM (8/31/13)
 Passing yards 171, at Kansas State (11/23/13)
 Long pass 48, at Kansas State (11/23/13)
 Passing TDs 3, ULM (8/31/13)
 Rushes 14, at Kansas State (11/23/13)
 Rushing yards 123, Iowa State (11/16/13)
 Long rush 56, Iowa State (11/16/13)
 Rushing TDs 1, 2x, MR: at Kansas State (11/23/13)

#40 DE P.L. LINDLEY

Tackles 5, at Kansas (10/19/13)
 Fumbles forced 1 vs. Texas (10/12/13)

#9 DB GABE LYNN

Tackles 9, Texas Tech (10/26/13)
 TFL 1.5, 2x, MR: at Kansas State (11/23/13)
 Sacks 1.0, 2x, MR: at Kansas State (11/23/13)
 Interception 1, 3x, MR: Texas Tech (10/26/13)

#33 FB TREY MILLARD

Rushes 7, vs. Texas (10/12/13)
 Rushing yards 61, at Kansas State (10/29/11)
 Long rush 61, at Kansas State (10/29/11)
 Rushing TDs 1, 6x, MR: TCU (10/5/13)
 Receptions 5, vs. Texas (10/13/12)
 Receiving yards 119, vs. Texas (10/13/12)
 Long reception 73, vs. Texas (10/13/12)
 Receiving TDs 1, 7x, MR: West Virginia (9/7/13)
 Tackles 5, at Kansas (10/15/11)

#98 DE CHUKA NDULUE

Tackles 15, vs. Texas (10/12/13)
 TFL 1.0, 9x, MR: at Oklahoma State (12/7/13)
 Sacks 1.0, 6x, MR: at Baylor (11/7/13)
 Fumbles forced 1, Notre Dame (10/27/12)
 Fumbles recovered 1, West Virginia (9/7/13)

#13 WR DURRON NEAL

Receptions 4, 2x, MR: TCU (10/5/13)
 Receiving yards 64, Tulsa (9/14/13)
 Long reception 41, Tulsa (9/14/13)

#99 DE CHAZ NELSON

Tackles 2, Iowa State (11/16/13)
 TFL 1.0, at Kansas State (11/23/13)
 Sacks 1.0, at Kansas State (11/23/13)

#7 LB COREY NELSON

Tackles 9, 2x, MR: Notre Dame (10/27/12)
 TFL 3.0, at Kansas (10/15/11)
 Sacks 3.0, at Kansas (10/15/11)
 Interceptions 1, at Notre Dame (9/28/13)
 PBU 2, Tulsa (9/14/13)
 QBH 2, Texas Tech (10/22/11)

#84 DE MIKE ONUOHA

Tackles 2, Kansas (10/20/12)

#94 DT TORREA PETERSON

Tackles 2, TCU (10/5/13)

TFL 1.0, vs. Texas (10/8/11)

#80 DT JORDAN PHILLIPS

Tackles 4, 2x, MR: at Iowa State (11/3/12)

TFL 1.0, 2x, MR: at Notre Dame (9/28/13)

Sacks 1.0, at Notre Dame (9/28/13)

PBU 1 at Notre Dame (9/28/13)

#16 WR JAZ REYNOLDS

Receptions 7, at Baylor (11/19/11)

Receiving yards 141, Ball State (10/1/11)

Long reception 82, Tulsa (9/14/13)

Receiving TDs 2, at Kansas State (10/29/11)

#48 FB AARON RIPKOWSKI

Receptions 1, Iowa State (11/16/13)

Receiving yards 3, Iowa State (11/16/13)

Long reception 3, Iowa State (11/16/13)

Receiving TDs 1, Iowa State (11/16/13)

#28 RB ALEX ROSS

Rushes 2, Iowa State (11/10/13)

Rushing yards 11, Iowa State (11/10/13)

Long rush 8, 2x, MR: Iowa State (11/16/13)

#15 DB ZACK SANCHEZ

Tackles 8, Texas Tech (10/26/13)

TFL 0.5, Tulsa (9/14/13)

PBU 4, TCU (10/5/13)

Interceptions 1, at Kansas State (11/23/13)

#18 WR JALEN SAUNDERS

Receptions 15, Notre Dame (10/27/12)

Receiving yards 181, Notre Dame (10/27/12)

Long reception 88, at San Diego State (12/3/11)

Receiving TDs 2, 5x, MR: Texas Tech (10/26/13)

Rushes 5, Northern Illinois (12/18/10)

Rushing yards 59 at San Jose State (10/23/10)

Rushing TDs 1, 2x, MR: at New Mexico State (11/12/11)

Long Rush 37, at Oklahoma State (12/7/13)

Punt returns 4, ULM (8/31/13)

Punt return yards 92, Iowa State (11/16/13)

Punt return TDs 1, 3x, MR: Oklahoma State (12/7/13)

Long punt return 91, Iowa State (11/16/13)

#20 LB FRANK SHANNON

Tackles 16, vs. Texas (10/12/13)

TFL 2.5, Iowa State (11/16/13)

Sacks 2.0, Iowa State (11/16/13)

Interceptions 1, at Notre Dame (9/28/13)

Fumbles forced 1 vs. Texas (10/12/13)

Fumbles recovered 1 at TCU (12/1/12)

#3 WR STERLING SHEPARD

Receptions 8, Tulsa (9/14/13)

Receiving yards 123, Tulsa (9/14/13)

Long reception 57 at Oklahoma State (12/7/13)

Receiving TDs 2, Tulsa (9/14/13)

Rushes 1, 4x, MR: vs. Texas (10/12/13)

Rushing yards 24, vs. Texas (10/12/13)

Long rush 24, vs. Texas (10/12/13)

#41 LB ERIC STRIKER

Tackles 7, vs. Texas (10/12/13)

TFL 1.5, Texas Tech (10/26/13)

Sacks 1.5, Texas Tech (10/26/13)

PBU 1, 3x, MR: at Baylor (11/7/13)

Fumbles recovered 1 at Oklahoma State (12/7/13)

#91 DE CHARLES TAPPER

Tackles 6, 3x, MR: at Oklahoma State (12/7/13)

TFL 3.0, at Kansas (10/19/13)

Sacks 2.0, 2x, MR: at Kansas (10/19/13)

PBU 1 at Baylor (11/7/13)

#6 DB STANVON TAYLOR

Tackles 3, Tulsa (9/14/13)

PBU 2, Tulsa (9/14/13)

#13 DB AHMAD THOMAS

Tackles 6, Iowa State (11/16/13)

TFL 1.0, at Baylor (11/7/13)

B KENDAL THOMPSON

Completions 2, 2x, MR: at Oklahoma State (12/7/13)

Attempts 9, at Oklahoma State (12/7/13)

Passing yards 47, Iowa State (11/16/13)

Long pass 44, Iowa State (11/16/13)

Passing TDs 1, Iowa State (11/16/13)

Rushes 2, 2x, MR: Oklahoma State (12/7/13)

Rushing yards 21, Iowa State (11/16/13)

Long rush 12, Iowa State (11/16/13)

#93 DT JORDAN WADE

Tackles 4, Texas Tech (10/26/13)

TFL 1.0, TCU (10/5/13)

Sacks 1.0, TCU (10/5/13)

#2 DB JULIAN WILSON

Tackles 6, 2x, MR: at West Virginia (11/17/12)

TFL 1.0, 6x, MR: at Kansas State (11/23/13)

PBU 2, Texas A&M (1/4/13)

Interceptions 1, 3x, MR: at Oklahoma State (12/7/13)

#12 WR DERRICK WOODS

Receptions 1, Tulsa (9/14/13)

Receiving Yards 9, Tulsa (9/14/13)

Long reception 9, Tulsa (9/14/13)

GOAL-TO-GO SITUATIONS

GAME-BY-GAME

Date	Opponent	Offense	Defense
8/31	ULM	None	None
9/7	WVU	TD	End of Game
9/14	Tulsa	TD	TD
		FG	FG
		TD	FG
		TD	TD
9/28	at Notre Dame	FG	TD
10/5	TCU	TD	FG
		TD	TD
		TD	TD
10/12	vs. Texas	TD	None
10/19	at Kansas	TD	TD
		TD	TD
10/26	Texas Tech	TD	TD
		TD	TD
11/7	at Baylor	Downs	TD
			TD
			FG
11/16	Iowa State	TD	TD
		TD	
11/23	at Kansas State	TD	TD
		TD	
		FG	
		TD	
12/7	at Oklahoma State	FG	TD
		TD	Downs
		TD	TD

SUMMARY

Totals	Offense	Defense
Goal-to-Go Situations	22	21
Scores	21	19
Total Points	114	102
Touchdowns	17	15
Field Goals	4	4
Fumbles	0	0
Interceptions	0	0
Missed Field Goals	0	0
Lost on Downs	1	1
End of Half/Game	0	1
Ran Out Clock	0	0

Oklahoma

Qtr.	Opp.	Time	Scoring Play	Conversion	Play-Yards	TOP	Score
2	ULM	11:15	Jalen Saunders 12 yd pass from Trevor Knight	Hunnicut kick	14-78	4:06	7-0
2	ULM	5:34	Michael Hunnicutt 41 yd field goal		13-53	3:00	10-0
2	ULM	0:39	Michael Hunnicutt 33 yd field goal		11-56	4:12	13-0
3	ULM	10:42	Brennan Clay 8 yd run	Hunnicut kick	5-47	1:39	20-0
3	ULM	3:07	Jalen Saunders 18 yd pass from Trevor Knight	Hunnicut kick	1-18	0:09	27-0
3	ULM	0:38	Trey Metoyer 13 yd pass from Trevor Knight	Hunnicut kick	3-20	1:24	34-0
1	WVU	4:22	Michael Hunnicutt 44 yd field goal		12-51	4:32	3-7
1	WVU	13:35	Trey Millard 1 yd pass from Trevor Knight	Hunnicut kick	5-32	1:29	10-7
2	WVU	11:00	Michael Hunnicutt 21 yd field goal		13-83	3:58	13-7
4	WVU	10:16	Michael Hunnicutt 32 yd field goal		9-45	4:34	16-7
1	Tulsa	10:10	Brennan Clay 4 yd run	Hunnicut kick	12-72	4:50	7-0
1	Tulsa	5:09	Michael Hunnicutt 20 yd field goal		7-89	2:55	10-0
2	Tulsa	10:56	Sterling Shepard 3 yd pass from Blake Bell	Hunnicut kick	9-75	4:22	17-7
2	Tulsa	7:12	Roy Finch 29 yd pass from Blake Bell	Hunnicut kick	4-33	1:41	24-7
2	Tulsa	3:41	Michael Hunnicutt 30 yd field goal		9-60	2:42	27-7
3	Tulsa	12:34	Sterling Shepard 35 yd pass from Blake Bell	Hunnicut kick	3-35	1:25	34-7
4	Tulsa	14:53	Michael Hunnicutt 36 yd field goal		14-56	4:53	37-13
4	Tulsa	9:33	Jalen Saunders 25 yd pass from Blake Bell	Hunnicut kick	5-75	2:26	44-20
4	Tulsa	2:35	Keith Ford 3 yd run	Hunnicut kick	11-84	5:35	51-20
1	at Notre Dame	14:11	Corey Nelson 24 yd interception return	Hunnicut kick	-	-	7-0
1	at Notre Dame	12:15	Damien Williams 11 yd run	Hunnicut kick	4-32	1:35	14-0
2	at Notre Dame	0:42	Lacoltan Bester 26 yd pass from Blake Bell	Hunnicut kick	10-88	4:43	21-7
3	at Notre Dame	8:11	Michael Hunnicutt 27 yd field goal		9-43	4:20	24-14
3	at Notre Dame	2:43	Michael Hunnicutt 19 yd field goal		9-65	3:53	27-14
4	at Notre Dame	12:24	Sterling Shepard 54 yd pass from Blake Bell	Shepard pass from Bell	5-75	1:46	35-21
1	TCU	2:45	Michael Hunnicutt 39 yd field goal		11-42	4:54	3-0
2	TCU	2:29	Trey Millard 8 yd run	Hunnicut kick	13-84	6:14	10-0
2	TCU	0:00	Michael Hunnicutt 37 yd field goal		8-48	1:15	13-0
4	TCU	4:37	Brennan Clay 76 yd run	Hunnicut kick	2-82	0:53	20-10
1	vs. Texas	6:53	Michael Hunnicutt 34 yd field goal		10-58	3:20	3-3
2	vs. Texas	1:06	Damien Williams 3 yd run	Hunnicut kick	7-20	2:45	3-20
3	vs. Texas	11:08	Michael Hunnicutt 37 yd field goal		8-55	3:52	13-23
4	vs. Texas	10:07	Geneo Grissom 54 yd interception return	Hunnicut kick	-	-	20-36
2	at Kansas	7:05	Jaz Reynolds 16 yd pass from Bell	Kick failed	6-55	3:09	6-13
2	at Kansas	4:42	Safety (blocked punt out of end zone)		-	-	8-13
2	at Kansas	4:24	Sterling Shepard 49 yd pass from Bester	Hunnicut kick	1-49	0:10	15-13
2	at Kansas	0:11	Michael Hunnicutt 37 yd field goal		8-28	2:07	18-13
3	at Kansas	10:47	Sterling Shepard 10 yd pass from Bell	Hunnicut kick	6-58	2:18	25-13
4	at Kansas	10:15	Aaron Colvin PAT return		-	-	27-19
4	at Kansas	4:19	Damien Williams 6 yd run	Hunnicut kick	11-75	5:56	34-19
2	Texas Tech	5:55	Jalen Saunders 15 yd pass from Bell	Hunnicut kick	16-97	7:36	7-7
2	Texas Tech	3:55	Jalen Saunders 76 yd pass from Bell	Hunnicut kick	1-76	0:11	14-7
3	Texas Tech	9:37	Damien Williams 3 yd run	Hunnicut kick	11-86	5:23	21-7
3	Texas Tech	0:33	Lacoltan Bester 35 yd run	Hunnicut kick	5-75	2:35	28-24
4	Texas Tech	11:04	Damien Williams 3 yd run	Hunnicut kick	7-58	2:29	35-24
4	Texas Tech	1:17	Michael Hunnicutt 37 yd field goal		12-53	5:56	38-30
2	at Baylor	13:22	Safety (Dominique Alexander sack in end zone)		-	-	2-3
2	at Baylor	12:09	Michael Hunnicutt 22 yd field goal		4-7	1:13	5-3
3	at Baylor	3:20	Roy Finch 10 yd pass from Bell	Hunnicut kick	10-71	4:54	12-31
1	Iowa State	7:32	Michael Hunnicutt 22 yd field goal		15-70	6:46	3-7
1	Iowa State	1:09	Jalen Saunders 91 yd punt return	Hunnicut kick	-	-	10-10
3	Iowa State	14:17	Damien Williams 69 yd run	Hunnicut kick	2-75	0:43	17-10
3	Iowa State	7:50	Michael Hunnicutt 32 yd field goal		12-52	5:25	20-10
3	Iowa State	3:59	Brennan Clay 63 yd run	Hunnicut kick	5-80	1:52	27-10
4	Iowa State	14:49	Trevor Knight 56 yd run	Hunnicut kick	3-84	1:04	34-10
4	Iowa State	9:32	Damien Williams 19 yd run	Hunnicut kick	7-40	2:54	41-10
1	at Kansas State	8:26	Sterling Shepard 12 yd pass from Knight	Hunnicut kick	8-64	3:35	7-0
2	at Kansas State	10:58	Trevor Knight 8 yd run	Hunnicut kick	14-98	6:46	14-0
2	at Kansas State	4:06	Brennan Clay 64 yd run	Hunnicut kick	3-73	1:20	21-14
2	at Kansas State	0:03	Michael Hunnicutt 30 yd field goal		12-44	3:38	24-21
3	at Kansas State	10:23	Michael Hunnicutt 37 yd field goal		8-66	4:37	27-21
4	at Kansas State	12:55	Brennan Clay 3 yd run	Hunnicut kick	1-3	0:04	34-24
4	at Kansas State	11:47	Zack Sanchez 74 yd interception return	Hunnicut kick	-	-	41-24
1	at Oklahoma State	0:18	Jalen Saunders 64 yd punt return	Hunnicut kick	-	-	7-7
2	at Oklahoma State	0:38	Michael Hunnicutt 21 yd field goal		15-60	8:02	10-10
3	at Oklahoma State	2:35	Michael Hunnicutt 8 yd pass from Bothun	Hunnicut kick	7-60	2:09	17-17
4	at Oklahoma State	10:01	Michael Hunnicutt 39 yd field goal		12-53	5:30	20-17
4	at Oklahoma State	0:19	Jalen Saunders 7 yd pass from Bell	Hunnicut kick	8-66	1:27	27-24
4	at Oklahoma State	0:00	Eric Striker 3 yd fumble return				33-24

Opponent

Qtr.	Opp.	Time	Scoring Play	Conversion	Play-Yards	TOP	Score
1	WVU	8:54	Dreamius Smith 75 yd run	Lambert kick	3-85	0:47	7-0
1	Tulsa	0:18	Trey Watts 2 yd run	Salazar kick	11-75	4:51	7-10
3	Tulsa	9:16	Carl Salazar 26 yd field goal		9-66	3:18	10-34
3	Tulsa	4:46	Carl Salazar 21 yd field goal		4-5	1:21	13-34
4	Tulsa	11:59	Ja'Terian Douglas 6 yd run	Salazar kick	10-75	2:54	20-37
1	at Notre Dame	4:03	TJ Jones 6 yd pass from Tommy Rees	Brindza kick	10-80	5:03	7-14
3	at Notre Dame	12:31	George Atkinson III 80 yd run	Brindza kick	1-80	0:13	14-21
4	at Notre Dame	14:10	Troy Niklas 30 yd pass from Tommy Rees	Brindza kick	7-75	3:33	21-24
3	TCU	3:32	Jaden Oberkrom 25 yd field goal		12-45	7:17	3-13
3	TCU	0:08	Trevone Boykin 2 yd run	Oberkrom kick	6-35	3:24	10-13
4	TCU	2:26	Trevone Boykin 8 yd run	Oberkrom kick	5-75	2:11	17-20
1	vs. Texas	10:13	Anthony Fera 31 yd field goal		15-61	4:47	3-0
1	vs. Texas	2:29	Chris Whaley 31 yd interception return	Fera kick	-	-	10-3
2	vs. Texas	8:46	Marcus Johnson 59 yd pass from Case McCoy	Fera kick	6-73	2:29	17-3
2	vs. Texas	3:22	Anthony Fera 50 yd field goal		7-20	2:45	20-3
2	vs. Texas	0:00	Anthony Fera 43 yd field goal		6-64	0:58	23-10
3	vs. Texas	7:22	Daje Johnson 85 yd punt return	Fera kick	-	-	29-13
3	vs. Texas	0:21	Mike Davis 38 yd pass from Case McCoy	Fera kick	9-70	3:56	36-13
1	at Kansas	8:23	Jimmay Mundine 1 yd pass from Jake Heaps	Wyman kick	10-70	4:44	7-0
2	at Kansas	14:49	James Sims 11 yd run	Kick failed	4-68	2:05	14-0
4	at Kansas	10:15	James Sims 6 yd run	Kick failed	1-6	0:04	19-25
1	Texas Tech	3:38	Eric Ward 3 yd pass from Williams	Bustin kick	9-51	2:06	7-0
3	Texas Tech	8:37	Eric Ward 23 yd pass from Webb	Bustin kick	4-75	1:00	14-21
3	Texas Tech	3:59	Ryan Bustin 34 yd field goal		6-26	3:06	17-21
3	Texas Tech	3:08	Jakeem Grant 17 yd pass from Webb	Bustin kick	3-46	0:51	24-21
4	Texas Tech	7:13	Kenny Williams 1 yd run	Pass failed	11-76	3:51	30-35
1	at Baylor	7:09	Aaron Jones 29 yd field goal		13-55	4:11	3-0
2	at Baylor	7:02	Bryce Petty 5 yd run	Jones kick	5-69	1:14	10-5
2	at Baylor	1:00	Bryce Petty 1 yd run	Jones kick	9-93	3:13	17-5
2	at Baylor	0:13	Antwan Goodley 24 yd pass from Petty	Jones kick	5-38	0:35	24-5
3	at Baylor	8:14	Levi Norwood 17 yd pass from Petty	Jones kick	5-34	1:55	31-5
3	at Baylor	1:17	Aaron Jones 40 yd field goal	Jones kick	6-53	2:03	34-5
4	at Baylor	9:03	Antwan Goodley 25 yd pass from Petty	Jones kick	3-52	1:01	41-12
1	Iowa State	14:18	Sam Richardson 4 yd run	Cole kick	14-69	5:09	7-0
2	Iowa State	5:52	Cole Netten 29 yd field goal		6-58	1:40	10-3
2	at Kansas State	10:05	Tyler Lockett 48 yd pass from Waters	Patterson kick	3-60	0:53	7-14
2	at Kansas State	5:26	Tyler Lockett 30 yd pass from Waters	Patterson kick	4-84	1:56	14-14
2	at Kansas State	3:40	Tyler Lockett 90 yd pass from Waters	Patterson kick	1-81	0:26	21-21
3	at Kansas State	5:12	Ian Patterson 28 yd field goal		9-60	5:11	24-27
4	at Kansas State	6:10	Jake Waters 1 yd run	Patterson kick	12-55	5:37	31-41
1	at Oklahoma State	4:00	Desmond Roland 1 yd run	Grogan kick	10-99	3:49	7-0
2	at Oklahoma State	8:40	Ben Grogan 41 yd field goal		5-17	1:34	10-7
3	at Oklahoma State	13:18	Desmond Roland 15 yd pass from Chelf	Grogan kick	6-82	1:32	17-10
4	at Oklahoma State	1:46	Desmond Roland 1 yd run	Grogan kick	7-89	2:41	24-20

2013 SPECIAL TEAMS TACKLES

Player	Total	UA/A	ULM	WVU	TULSA	UND	TCU	TEX	KAN	TT	BAY	ISU	KSU	OSU
Kass Everett	6	6/0	-	-	-	-	-	1/0	1/0	1/0	-	-	1/0	2/0
Trey Franks	6	5/1	-	1/0	1/0	-	2/0	0/1	-	1/0	-	-	-	-
Lacoltan Bester	4	3/1	-	-	1/0	0/1	1/0	-	-	-	1/0	-	-	-
Aaron Colvin	4	4/0	-	-	-	1/0	-	1/0	1/0	1/0	-	-	-	-
Aaron Franklin	4	3/1	-	1/0	-	-	-	1/1	1/0	-	-	-	-	-
Derrick Woods	4	3/1	-	-	-	-	-	-	-	1/0	-	2/1	-	-
Quentin Hayes	3	2/1	-	-	0/1	-	-	-	-	-	-	-	2/0	-
Keith Ford	2	1/1	-	-	0/1	-	-	1/0	-	-	-	-	-	-
Michael Hunnicutt	2	1/1	-	-	-	-	-	-	-	-	0/1	1/0	-	-
Trey Millard	2	2/0	-	1/0	-	-	1/0	-	-	-	-	-	-	-
Londell Taylor	2	1/1	-	-	-	-	-	-	-	-	-	0/1	1/0	-
Ahmad Thomas	2	1/1	-	-	-	-	-	-	-	-	0/1	-	-	1/0
Dominique Alexander	1	0/1	-	-	0/1	-	-	-	-	-	-	-	-	-
Dakota Austin	1	1/0	-	-	-	-	-	-	-	-	-	-	-	1/0
Jordan Evans	1	0/1	-	-	0/1	-	-	-	-	-	-	-	-	-
Geneo Grissom	1	1/0	-	-	-	-	-	-	-	-	-	1/0	-	-
Nick Hodgson	1	1/0	-	-	-	-	-	-	-	-	1/0	-	-	-
Gabe Lynn	1	1/0	-	-	-	-	-	-	-	-	-	-	1/0	-
Kyle Marrs	1	1/0	-	-	-	-	-	-	-	1/0	-	-	-	-
Eric Striker	1	1/0	-	-	-	-	-	-	-	1/0	-	-	-	-
Austin Woods	1	0/1	-	-	-	0/1	-	-	-	-	-	-	-	-

BIG YARDAGE GAMES

OKLAHOMA

100-Yard Receivers

	Date	Opponent	Player	Rec.	Yds.	Avg.	Long
1.	9/14	Tulsa	Sterling Shepard	8	123	15.4	44
2.	9/14	Tulsa	Jaz Reynolds	4	109	27.3	82
3.	10/26	Texas Tech	Jalen Saunders	6	153	25.5	76
4.	12/7	at Oklahoma State	Sterling Shepard	7	112	16.0	57

100-Yard Rushers

	Date	Opponent	Player	Att.	Yds.	Avg.	Long
1.	8/31	ULM	QB Trevor Knight	13	103	7.9	24
2.	9/7	WVU	RB Brennan Clay	22	170	7.7	34
3.	10/5	TCU	RB Brennan Clay	9	111	12.3	76
4.	11/16	Iowa State	RB Damien Williams	10	128	12.8	69
5.	11/16	Iowa State	QB Trevor Knight	10	123	12.3	56
6.	11/23	at Kansas State	RB Brennan Clay	31	200	6.5	64

300-Yard Passers

	Date	Opponent	Player	Att.	Comp.	Yds.	Long
1.	9/14	Tulsa	Blake Bell	37	27	413	82

OPPONENT

100-Yard Receivers

	Date	Opponent	Player	Rec.	Yds.	Avg.	Long
1.	9/14	Tulsa	Jordan James	6	100	16.7	35
2.	10/26	Texas Tech	Jace Amaro	8	119	14.9	28
3.	10/26	Texas Tech	Eric Ward	9	106	11.8	45
4.	11/23	at Kansas State	Tyler Lockett	12	278	23.2	90

100-Yard Rushers

	Date	Opponent	Player	Att.	Yds.	Avg.	Long
1.	9/28	at Notre Dame	George Atkinson III	14	148	10.6	80
2.	10/12	vs. Texas	Johnathan Gray	29	123	4.2	38
3.	10/12	vs. Texas	Malcolm Brown	23	120	5.2	13
4.	10/19	at Kansas	James Sims	23	129	5.6	20
5.	11/7	at Baylor	Shock Linwood	23	182	7.9	39
6.	12/7	at Oklahoma State	Desmond Roland	21	144	6.9	51

300-Yard Passers

	Date	Opponent	Player	Att.	Comp.	Yds.	Long
1.	10/26	Texas Tech	Davis Webb	53	33	385	45
2.	11/23	at Kansas State	Jake Waters	29	17	348	90

CAREER BIG YARDAGE GAMES

100-Yard Rushers

RB BRENNAN CLAY (4)

	Date	Opponent	Att.	Yds.	TD	Avg.	Long
1.	11/3/12	at Iowa State	24	157	1	6.5	18
2.	9/7/13	West Virginia	22	170	0	7.7	34
3.	10/5/13	TCU	9	111	1	12.3	76
4.	11/23/13	at Kansas State	31	200	2	6.5	64

QB TREVOR KNIGHT (2)

	Date	Opponent	Att.	Yds.	TD	Avg.	Long
1.	8/31/13	ULM	13	103	0	7.9	24
2.	11/16/13	Iowa State	10	123	1	12.3	56

100-Yard Receivers

WR JALEN SAUNDERS (5)

	Date	Opponent	Rec.	Yds.	TD	Avg.	Long
1.	10/27/12	Notre Dame	15	181	0	12.1	35
2.	11/24/12	Oklahoma State	10	162	1	16.2	33
3.	11/17/12	at West Virginia	7	123	1	17.6	76
4.	12/1/12	at TCU	7	115	1	16.4	24
5.	10/26/13	Texas Tech	6	153	2	25.5	76

WR JAZ REYNOLDS (3)

	Date	Opponent	Rec.	Yds.	TD	Avg.	Long
1.	10/1/11	Ball State	5	141	1	28.2	62
2.	11/19/11	Baylor	7	114	0	16.3	30
3.	9/14/13	Tulsa	4	109	0	27.3	82

WR STERLING SHEPARD (3)

	Date	Opponent	Rec.	Yds.	TD	Avg.	Long
1.	9/22/12	Kansas State	7	108	1	15.4	24
2.	9/14/13	Tulsa	8	123	2	15.4	44
3.	12/7/13	at Oklahoma State	7	112	0	16.0	57

FB TREY MILLARD (1)

	Date	Opponent	Rec.	Yds.	TD	Avg.	Long
1.	10/13/12	vs. Texas	5	119	1	23.8	73

TURNOVER CHART

OKLAHOMA TAKEAWAYS

Date	Opponent	Takeaway	Qtr.	Yd-Line	Result
8/31	ULM	J. Wilson - INT	3rd	ULM47	TD
9/7	WVU	C. Ndulue - FUM	2nd	OU49	FUM
9/7	WVU	G. Lynn - INT	3rd	OU37	INT
9/7	WVU	G. Lynn - FUM	3rd	OU14	Punt
9/14	Tulsa	G. Lynn - INT	2nd	OU36	TD
9/28	at Notre Dame	C. Nelson - INT	1st	ND24	TD
9/28	at Notre Dame	F. Shannon - INT	1st	ND49	TD
9/28	at Notre Dame	J. Wilson - INT	2nd	OU12	TD
10/12	vs. Texas	P. Lindley - FUM	1st	OU19	INT
10/12	vs. Texas	G. Grissom - INT	4th	OU46	TD
10/26	Texas Tech	A. Colvin - INT	1st	OU2	FUM
10/26	Texas Tech	A. Colvin - FUM	2nd	OU24	TD
10/26	Texas Tech	G. Lynn - INT	4th	OU39	TD
11/16	Iowa State	Q. Hayes - INT	1st	OU17	Punt
11/16	Iowa State	D. Austin - INT	4th	OU14	End of Game
11/23	at Kansas State	Z. Schez - INT	4th	OU26	TD
11/23	at Kansas State	Q. Hayes - INT	4th	KS44	End of Game
12/7	at Oklahoma State	J. Wilson - INT	3rd	OU40	TD
12/7	at Oklahoma State	E. Striker - FUM	4th	OSU3	TD

OKLAHOMA GIVEAWAYS

Date	Opponent	Giveaway	Qtr.	Yd-Line	Result
8/31	ULM	C. Smith - INT	4th	ULM43	Downs
9/7	WVU	D. Cook - FUM	2nd	WVU18	Punt
9/7	WVU	W. Clarke - FUM	2nd	WVU38	Punt
9/7	WVU	D. Cook - INT	3rd	WVU0	INT
9/7	WVU	K. Joseph - INT	3rd	WVU4	Fumble
10/12	vs. Texas	C. Whaley - INT	1st	OU31	TD
10/12	vs. Texas	D. Thomas - INT	3rd	UT30	TD
10/19	at Kansas	J. Shepard - FUM	1st	KU32	TD
10/19	at Kansas	J. Shepard - INT	3rd	KU25	Punt
10/26	Texas Tech	B. Jones - FUM	1st	OU26	Punt
11/7	at Baylor	E. Lackey - INT	2nd	OU38	TD
11/7	at Baylor	D. Goodson - INT	4th	BU19	Downs
11/23	at Kansas State	R. Evans - INT	1st	KS10	Punt
12/7	at Oklahoma State	K. Peterson - INT	3rd	OSU26	TD

SPECIAL TEAMS

Date	Opponent	Takeaway	Qtr.	Yd-Line	Result	Date	Opponent	Giveaway	Qtr.	Yd-Line	Result
9/7	WVU	T. Franks - FUM	1st	WVU32	TD	10/5	TCU	Team - FUM	3rd	OU35	TD

TURNOVER SUMMARY

Date	Opponent	Takeaways	Points Off	Giveaways	Points Off	TO Margin	Points Off Margin
8/31	ULM	1	7	1	0	0	+7
9/7	West Virginia	4	7	4	0	0	+7
9/14	Tulsa	1	7	0	0	+1	+7
9/28	at Notre Dame	3	21	0	0	+3	+21
10/5	TCU	0	0	1	7	-1	-7
10/12	vs. Texas	2	7	2	13	0	-6
10/19	at Kansas	0	0	2	6	-2	-6
10/26	Texas Tech	3	14	1	0	+2	+14
11/7	at Baylor	0	0	2	7	-2	-7
11/16	Iowa State	2	0	0	0	+2	0
11/23	at Kansas State	2	7	1	0	+1	+7
12/7	at Oklahoma State	2	14	1	7	+1	+7
Totals		20	84	15	40	+5	+44

BIG PLAY SUMMARY

RUSHES (10+ YARDS)

OFFENSE

	Date	Opponent	Oklahoma Player	Yards
1.	8/31	ULM	QB Trevor Knight	24
2.	8/31	ULM	RB Brennan Clay	13
3.	8/31	ULM	RB Roy Finch	11
4.	8/31	ULM	RB Roy Finch	21
5.	8/31	ULM	QB Trevor Knight	11
6.	8/31	ULM	QB Trevor Knight	17
7.	8/31	ULM	QB Trevor Knight	15
8.	8/31	ULM	QB Trevor Knight	18
9.	8/31	ULM	QB Blake Bell	15
10.	9/7	WVU	RB Brennan Clay	33
11.	9/7	WVU	QB Trevor Knight	14
12.	9/7	WVU	RB Damien Williams	16
13.	9/7	WVU	QB Trevor Knight	14
14.	9/7	WVU	RB Damien Williams	11
15.	9/7	WVU	RB Damien Williams	12
16.	9/7	WVU	RB Brennan Clay	34
17.	9/7	WVU	RB Brennan Clay	26
18.	9/7	WVU	RB Brennan Clay	32
19.	9/7	WVU	QB Blake Bell	10
20.	9/7	WVU	RB Brennan Clay	14
21.	9/7	WVU	RB Damien Williams	17
22.	9/7	WVU	QB Blake Bell	11
23.	9/7	WVU	RB Brennan Clay	14
24.	9/14	Tulsa	QB Blake Bell	11
25.	9/14	Tulsa	RB Roy Finch	48
26.	9/14	Tulsa	RB Keith Ford	23
27.	9/14	Tulsa	RB Roy Finch	11
28.	9/28	at Notre Dame	RB Damien Williams	11t
29.	9/28	at Notre Dame	RB Damien Williams	19
30.	9/28	at Notre Dame	QB Blake Bell	12
31.	9/28	at Notre Dame	QB Blake Bell	10
32.	9/28	at Notre Dame	QB Blake Bell	11
33.	9/28	at Notre Dame	QB Trevor Knight	30
34.	9/28	at Notre Dame	RB Brennan Clay	15
35.	9/28	at Notre Dame	RB Brennan Clay	12
35.	9/28	at Notre Dame	RB Brennan Clay	12
36.	10/5	TCU	QB Blake Bell	12
37.	10/5	TCU	RB Brennan Clay	11
38.	10/5	TCU	QB Blake Bell	15
39.	10/5	TCU	RB Brennan Clay	76t
40.	10/5	TCU	QB Blake Bell	13
41.	10/5	TCU	QB Blake Bell	17
43.	10/12	vs. Texas	WR Sterling Shepard	24
44.	10/12	vs. Texas	RB Keith Ford	14
45.	10/12	vs. Texas	RB Damien Williams	17
46.	10/12	vs. Texas	RB Roy Finch	12
47.	10/12	vs. Texas	RB Brennan Clay	18
48.	10/19	at Kansas	QB Blake Bell	27
49.	10/19	at Kansas	QB Blake Bell	15
50.	10/19	at Kansas	FB Trey Millard	33
51.	10/19	at Kansas	RB Damien Williams	13
52.	10/19	at Kansas	RB Roy Finch	15
53.	10/19	at Kansas	RB Roy Finch	23
54.	10/26	Texas Tech	QB Blake Bell	18
55.	10/26	Texas Tech	QB Blake Bell	10
56.	10/26	Texas Tech	RB Damien Williams	13
57.	10/26	Texas Tech	RB Damien Williams	32
58.	10/26	Texas Tech	WR Lacoltan Bester	35t
59.	10/26	Texas Tech	RB Roy Finch	18
60.	10/26	Texas Tech	RB Roy Finch	11
61.	10/26	Texas Tech	RB Brennan Clay	10
62.	11/7	at Baylor	RB Roy Finch	23
63.	11/16	Iowa State	RB Damien Williams	17
64.	11/16	Iowa State	QB Trevor Knight	11
65.	11/16	Iowa State	QB Trevor Knight	11
66.	11/16	Iowa State	RB Damien Williams	69t
67.	11/16	Iowa State	RB Brennan Clay	16
68.	11/16	Iowa State	RB Brennan Clay	63t
69.	11/16	Iowa State	QB Trevor Knight	25
70.	11/16	Iowa State	QB Trevor Knight	56t
71.	11/16	Iowa State	RB Damien Williams	19t
72.	11/16	Iowa State	QB Kendal Thompson	12

OFFENSE

	Date	Opponent	Oklahoma Player	Yards
73.	11/23	at Kansas State	QB Trevor Knight	21
74.	11/23	at Kansas State	RB Brennan Clay	15
75.	11/23	at Kansas State	RB Brennan Clay	10
76.	11/23	at Kansas State	QB Trevor Knight	20
77.	11/23	at Kansas State	RB Brennan Clay	13
78.	11/23	at Kansas State	RB Brennan Clay	64t
79.	11/23	at Kansas State	RB Brennan Clay	11
80.	11/23	at Kansas State	RB Brennan Clay	12
81.	11/23	at Kansas State	RB Brennan Clay	10
82.	12/7	at Oklahoma State	QB Trevor Knight	13
83.	12/7	at Oklahoma State	QB Trevor Knight	14
84.	12/7	at Oklahoma State	WR Jalen Saunders	12
85.	12/7	at Oklahoma State	WR Jalen Saunders	37

DEFENSE

	Date	Opponent	Opponent Player	Yards
1.	9/7	WVU	RB DREAMIUS SMITH	75t
2.	9/7	WVU	RB Charles Sims	11
3.	9/7	WVU	RB Charles Sims	10
4.	9/7	WVU	RB Charles Sims	16
5.	9/7	WVU	RB Wendell Smallwood	16
6.	9/7	WVU	RB Dustin Garrison	14
7.	9/14	Tulsa	RB Trey Watts	22
8.	9/28	at Notre Dame	RB Amir Carlisle	10
9.	9/28	at Notre Dame	RB Tarean Folston	36
10.	9/28	at Notre Dame	RB George Atkinson III	80t
11.	9/28	at Notre Dame	RB George Atkinson III	14
12.	10/5	TCU	QB Trevone Boykin	12
13.	10/12	vs. Texas	RB Johnathan Gray	38
14.	10/12	vs. Texas	RB Malcolm Brown	11
15.	10/12	vs. Texas	RB Malcolm Brown	13
16.	10/19	at Kansas	RB James Sims	14
17.	10/19	at Kansas	RB James Sims	20
18.	10/19	at Kansas	RB James Sims	12
19.	10/19	at Kansas	RB DARRIAN MILLER	38
20.	10/19	at Kansas	RB James Sims	11t
21.	10/19	at Kansas	RB DARRIAN MILLER	14
22.	10/26	Texas Tech	RB Jakeem Grant	14
23.	10/26	Texas Tech	QB Davis Webb	14
24.	10/26	Texas Tech	RB DeAndre Washington	19
25.	10/26	Texas Tech	RB Kenny Williams	10
26.	10/26	Texas Tech	RB DeAndre Washington	12
27.	11/7	at Baylor	RB Shock Linwood	20
28.	11/7	at Baylor	QB Bryce Petty	20
29.	11/7	at Baylor	RB Shock Linwood	13
30.	11/7	at Baylor	QB Bryce Petty	14
31.	11/7	at Baylor	QB Bryce Petty	10
32.	11/7	at Baylor	RB Shock Linwood	39
33.	11/7	at Baylor	RB Shock Linwood	17
34.	11/7	at Baylor	RB Shock Linwood	28
35.	11/7	at Baylor	RB Shock Linwood	11
36.	11/16	Iowa State	RB Aaron Wimberly	16
37.	11/16	Iowa State	RB DeVondrick Nealy	22
38.	11/16	Iowa State	RB DeVondrick Nealy	14
39.	11/23	at Kansas State	RB John Hubert	13
40.	11/23	at Kansas State	RB Tramaine Thompson	15
41.	12/7	at Oklahoma State	RB Desmond Roland	23
42.	12/7	at Oklahoma State	QB Clint Chelf	11
43.	12/7	at Oklahoma State	RB Desmond Roland	51
44.	12/7	at Oklahoma State	RB Jeremy Smith	13
45.	12/7	at Oklahoma State	RB Desmond Roland	13

(t-touchdown)

BIG PLAY SUMMARY

PASS PLAYS (20+ YARDS)

OFFENSE

	Date	Opponent	Oklahoma Players	Yards
1.	9/7	WVU	Lacoltan Bester from Knight	32
2.	9/7	WVU	Jalen Saunders from Knight	30
3.	9/14	Tulsa	Jaz Reynolds from Bell	82
4.	9/14	Tulsa	Durron Deal from Bell	41
5.	9/14	Tulsa	Roy Finch from Bell	29t
6.	9/14	Tulsa	Sterling Shepard from Bell	44
7.	9/14	Tulsa	Sterling Shepard from Bell	35t
8.	9/14	Tulsa	Jalen Saunders from Bell	25t
9.	9/28	at Notre Dame	Lacoltan Bester from Bell	26t
10.	9/28	at Notre Dame	Sterling Shepard from Bell	54t
11.	10/12	vs. Texas	Trey Millard from Bell	29
12.	10/12	vs. Texas	Lacoltan Bester from Bell	47
13.	10/19	at Kansas	Jalen Saunders from Bell	25
14.	10/19	at Kansas	Sterling Shepard from Bester	49t
15.	10/26	Texas Tech	Jalen Saunders from Bell	20
16.	10/26	Texas Tech	Jalen Saunders from Bell	76t
17.	10/26	Texas Tech	Damien Williams from Bell	30
18.	11/7	at Baylor	Jalen Saunders from Bell	28
19.	11/6	Iowa State	Lacoltan Bester from Thompson	44
20.	11/23	at Kansas State	Durron Neal from Knight	22
21.	11/23	at Kansas State	Sterling Shepard from Knight	24
22.	11/23	at Kansas State	Jalen Saunders from Knight	48
23.	12/7	at Oklahoma State	Sterling Shepard from Bell	57

(t-touchdown)

DEFENSE

	Date	Opponent	Opponent Players	Yards
1.	9/7	WVU	Ronald Carswell from Millard	33
2.	9/14	Tulsa	Trey Watts from Green	25
3.	9/14	Tulsa	Jordan James from Green	35
4.	9/14	Tulsa	Conner Floyd from Green	20
5.	9/14	Tulsa	Jordan James from Green	21
6.	9/28	at Notre Dame	Troy Niklas from Rees	30t
7.	10/5	TCU	Cam White from Boykin	20
8.	10/5	TCU	David Porter from Boykin	45
9.	10/5	TCU	B.J. Catalon from Boykin	21
10.	10/12	vs. Texas	Kendal Sanders from McCoy	22
11.	10/12	vs. Texas	Jaxon Shipley from McCoy	21
12.	10/12	vs. Texas	Marcus Johnson from McCoy	59t
13.	10/12	vs. Texas	Mike Davis from McCoy	38t
14.	10/26	Texas Tech	Jace Amaro from Webb	21
15.	10/26	Texas Tech	Eric Ward from Webb	45
16.	10/26	Texas Tech	Eric Ward from Webb	23t
17.	10/26	Texas Tech	Jace Amaro from Webb	28
18.	10/26	Texas Tech	Jakeem Grant from Webb	24
19.	11/7	at Baylor	Clay Fuller from Petty	28
20.	11/7	at Baylor	Levi Norwood from Petty	39
21.	11/7	at Baylor	Antwan Goodley from Petty	24t
22.	11/7	at Baylor	Antwan Goodley from Petty	25t
23.	11/16	Iowa State	Quenton Bundrage from Rohach	22
24.	11/23	at Kansas State	Tyler Lockett from Waters	22
25.	11/23	at Kansas State	Tyler Lockett from Waters	48t
26.	11/23	at Kansas State	Tramaine Thompson from Waters	43
27.	11/23	at Kansas State	Tyler Lockett from Waters	30t
28.	11/23	at Kansas State	Tyler Lockett from Waters	90t
29.	12/7	at Oklahoma State	Josh Stewart from Chelf	20
30.	12/7	at Oklahoma State	B Shepard from Chelf	38
31.	12/7	at Oklahoma State	Josh Stewart from Chelf	21
32.	12/7	at Oklahoma State	Charlie Moore from Chelf	27
33.	12/7	at Oklahoma State	Tracy Moore from Chelf	20
34.	12/7	at Oklahoma State	Tracy Moore from Chelf	23

INDIVIDUAL

Rushed 30 times

OU: 31, Brennan Clay at Kansas State (11/23/13)
Opp.: 32, Jordan Todman, Connecticut (1/1/11)

Rushed 40 times

OU: 55, Steve Owens at Oklahoma State (11/29/69)
Opp.: 40, Ricky Williams, Texas (10/11/97)

Rushed 50 times

OU: 55, Steve Owens at Oklahoma State (11/29/69)
Opp.: Under research

Rushed for 100 yards

OU: 200, Brennan Clay at Kansas State (11/23/13)
Opp.: 144, Desmond Roland at Oklahoma State (12/7/13)

Quarterback rushed for 100 yards

OU: 123, Trevor Knight, Iowa State (11/16/13)
Opp.: 229, Johnny Manziel vs. Texas A&M (1/4/13)

Rushed for 200 yards

OU: 200, Brennan Clay at Kansas State (11/23/13)
Opp.: 229, Johnny Manziel vs. Texas A&M (1/4/13)

Rushed for 250 yards

OU: 291, De'Mond Parker vs. Texas (10/11/97)
Opp.: 344, Tavon Austin at West Virginia (11/17/12)

Two 100-yard rushers

OU: 128, Damien Williams & 123 Trevor Knight, Iowa State (11/16/13)
Opp.: 123, Johnathan Gray & 120, Malcolm Brown vs. Texas (10/12/13)

Three 100-yard rushers

OU: 157, Earnest Williams, 118, Dewell Brewer & 102 Steve Collins, Missouri (11/7/92)
Opp.: Never

Had a 70-yard run from scrimmage

OU: 76, Brennan Clay, TCU (10/5/13)
Opp.: 80, George Atkinson III at Notre Dame (9/28/13)

Rushed for three touchdowns

OU: 4, Blake Bell, vs. Texas (10/13/12)
Opp.: 4, Joseph Randle, Oklahoma State (11/24/12)

Rushed for four touchdowns

OU: 4, Blake Bell, vs. Texas (10/13/12)
Opp.: 4, Joseph Randle, Oklahoma State (11/24/12)

Rushed for five touchdowns

OU: 5, DeMarco Murray vs. North Texas (9/1/07)
Opp.: Never

Rushed for six touchdowns

OU: 6, Quentin Griffin vs. Texas (10/7/00)
Opp.: Never

Passed for 300 yards

OU: 413, Blake Bell, Tulsa (9/14/13)
Opp.: 348, Jake Waters at Kansas State (11/23/13)

Passed for 400 yards

OU: 413, Blake Bell, Tulsa (9/14/13)
Opp.: 479, Robert Griffin III, Baylor (11/19/11)

Passed for 500 yards

OU: 500, Landry Jones, Oklahoma State (11/24/12)
Opp.: Never

Attempted 40 passes

OU: 48, Landry Jones vs. Texas A&M (1/4/13)
Opp.: 53, Davis Webb, Texas Tech (10/26/13)

Attempted 50 passes

OU: 71, Landry Jones, Oklahoma State (11/24/12)
Opp.: 53, Davis Webb, Texas Tech (10/26/13)

Attempted 60 passes

OU: 71, Landry Jones, Oklahoma State (11/24/12)
Opp.: 64, Ryan Tannehill, Texas A&M (11/5/11)

Threw three touchdown passes

OU: 4, Blake Bell, Tulsa (9/14/13)
Opp.: 3, Jake Waters at Kansas State (11/23/13)

Threw four touchdown passes

OU: 4, Blake Bell, Tulsa (9/14/13)
Opp.: 4, Geno Smith at West Virginia (11/17/12)

Threw five touchdown passes

OU: 6, Landry Jones at West Virginia (11/17/12)
Opp.: 5, Matt Leinart, USC (1/4/05)

Threw six touchdown passes

OU: 6, Landry Jones at West Virginia (11/17/12)
Opp.: Under research

Non-quarterback touchdown pass

OU: 8, Grant Bothun to Michael Hunnicutt at Oklahoma State (12/7/13)
Opp.: 3, Kenny Williams to Eric Ward, Texas Tech (10/26/13)

Caught 10 passes

OU: 15, Justin Brown & 10, Jalen Saunders, Oklahoma State (11/24/12)
Opp.: 12, Tyler Lockett at Kansas State (11/23/13)

Had 100 yards receiving

OU: 112, Sterling Shepard at Oklahoma State (12/7/13)
Opp.: 278, Tyler Lockett at Kansas State (11/23/13)

Had 150 yards receiving

OU: 162, Jalen Saunders, Oklahoma State (11/24/12)
Opp.: 278, Tyler Lockett at Kansas State (11/23/13)

Had 200 yards receiving

OU: 217, Ryan Broyles at Kansas (10/15/11)
Opp.: 278, Tyler Lockett at Kansas State (11/23/13)

Had a 70-yard pass completion

OU: 76, Blake Bell to Jalen Saunders, Texas Tech (10/26/13)
Opp.: 90, Jake Waters to Tyler Lockett at Kansas State (11/23/13)

Caught two touchdown passes

OU: 2, Jalen Saunders, Texas Tech (10/26/13)
Opp.: 3, Tyler Lockett at Kansas State (11/23/13)

Caught three touchdown passes

OU: 4, Kenny Stills at West Virginia (11/17/12)
Opp.: 3, Tyler Lockett at Kansas State (11/23/13)

Caught four touchdown passes

OU: 4, Kenny Stills at West Virginia (11/17/12)
Opp.: 4, Stedman Bailey at West Virginia (11/17/12)

Two 100-yard receivers

OU: 123, Sterling Shepard & 109, Jaz Reynolds, Tulsa (9/14/13)
Opp.: 119 Jace Amaro & 106 Eric Ward, Texas Tech (10/26/13)

100-yard rusher and 100-yard receiver

OU: 115 (rush), Damien Williams, 108 (rec.), Jalen Saunders at TCU (12/1/12)
Opp.: 229 (rush), Johnny Manziel, 104 (rec.), Ryan Swope vs. Texas A&M (1/4/13)

Returned a punt for a touchdown

OU: 64, Jalen Saunders at Oklahoma State (12/7/13)
Opp.: 85, Daje Johnson vs. Texas (10/12/13)

Returned a kickoff for a touchdown

OU: 100, Roy Finch, Kansas (10/20/12)
Opp.: 100, Fozzy Whittaker, Texas (10/8/11)

Returned an interception for a touchdown

OU: 74, Zack Sanchez at Kansas State (11/23/13)
Opp.: 31, Chris Whaley vs. Texas (10/12/13)

Returned a fumble for a touchdown

OU: 3, Eric Striker at Oklahoma State (12/7/13)
Opp.: 1, Jarell Childs, Kansas State (9/22/12)

Returned a blocked field goal for a touchdown

OU: 48, Darryl Bright vs. Texas Tech (11/21/98)
Opp.: Under research

Returned a blocked punt for a touchdown

OU: 0, Will Peoples vs. Texas Tech (11/23/02)
Opp.: 24, Nathan Jeffery at UTEP (9/1/12)

Had 10 tackles

OU: 10, Dominique Alexander, at Oklahoma State (12/7/13)
Opp.: 13, Jonathan Truman & 12, Dante Barnett, Kansas State (11/23/13)

Had 15 tackles

OU: 15, Frank Shannon at Baylor (11/7/13)
Opp.: 15, Shawn Jackson, Tulsa (9/14/13)

Had 20 tackles

OU: 22, Rocky Calmus at Colorado (10/30/99)
Opp.: Under research

Blocked a punt

OU: Matt Dimon at Kansas (10/19/13)
Opp.: Zack Craig at Oklahoma State (12/7/13)



Blocked a field goal

OU: Brodney Pool vs. Oregon (9/18/04)
Opp.: Team, Texas Tech (10/26/13)

Blocked an extra point attempt

OU: Jordan Wade at Kansas (10/19/13)
Opp.: Chris Whaley vs. Texas (10/13/12)

Recorded a safety

OU: Dominique Alexander at Baylor (11/7/13) (sack)
Opp.: Team, Texas A&M (11/6/10) (Bad snap thru end zone)

Kicked three field goals

OU: 3, Michael Hunnicutt, West Virginia (9/7/13)
Opp.: 3, Kyle Brindza, Notre Dame (10/27/12)

Had 50-yard field goal

OU: 53, Michael Hunnicutt at Kansas State (10/29/11)
Opp.: 50, Anthony Fera vs. Texas (10/12/13)

Had a 70-yard punt

OU: 75, Tress Way at TCU (12/1/12)
Opp.: 73, Mike Brandtner, Iowa State (10/14/06)

Converted a two-point conversion

OU: Blake Bell to Sterling Shepard at Notre Dame (9/28/13)
Opp.: Ryan Tannehill to Malcome Kennedy, Texas A&M (11/5/11)

Returned a blocked PAT for a two-point conversion:

OU: 98, Aaron Colvin at Kansas (10/19/13)
Opp.: 91, Quandre Diggs vs. Texas (10/13/12)

TEAM**Scored 40 points**

OU: 41-31, Kansas State (11/23/13)
Opp.: 41-12 at Baylor (11/7/13)

Scored 50 points

OU: 51-20, Tulsa (9/14/13)
Opp.: 55-19, USC (1/4/05)

Scored 60 points

OU: 63-21, vs. Texas (10/13/12)
Opp.: 69-7, Nebraska (11/1/97)

Scored 70 points

OU: 79 vs. North Texas (9/1/07)
Opp.: 73-21, Nebraska (11/2/96)

Posted a shutout

OU: 34-0, ULM (8/31/13)
Opp.: 29-0, at Texas A&M (11/7/98)

Rushed for 200 yards

OU: 301, Kansas State (11/23/13)
Opp.: 200 at Oklahoma State (12/7/13)

Rushed for 300 yards

OU: 301, Kansas State (11/23/13)
Opp.: 326, vs. Texas A&M (1/4/13)

Rushed for 400 yards

OU: 405, Iowa State (11/16/13)
Opp.: 458 at West Virginia (11/17/12)

Rushed for 500 yards

OU: 518 vs. New Mexico State (9/2/89)
Opp.: Never

Rushed for 600 yards

OU: 768 vs. Kansas State (10/15/88)
Opp.: Never

Rushed for 700 yards

OU: 768 vs. Kansas State (10/15/88)
Opp.: Never

Rushed for less than 100 yards

OU: 87 at Baylor (11/7/13)
Opp.: 24, at Kansas State (11/23/13)

Rushed for five touchdowns

OU: 6, vs. Texas (10/13/12)
Opp.: 5, Oklahoma State (11/24/12)

Rushed for six touchdowns

OU: 6, vs. Texas (10/13/12)
Opp.: 8, Nebraska (11/1/97)

Rushed for seven touchdowns

OU: 8, Florida A&M (9/8/12)
Opp.: 8, Nebraska (11/1/97)

Rushed for eight touchdowns

OU: 8, Florida A&M (9/8/12)
Opp.: 8, Nebraska (11/1/97)

Passed for 300 yards

OU: 413, Tulsa (9/14/13)
Opp.: 348, at Kansas State (11/23/13)

Passed for 400 yards

OU: 413, Tulsa (9/14/13)
Opp.: 485, Baylor (11/19/11)

Passed for 500 yards

OU: 500, Oklahoma State (11/24/12)
Opp.: Never

Passed for less than 100 yards

OU: 77 at Oklahoma State (11/25/06)
Opp.: 16 at Kansas (10/19/13)

Passed for five touchdowns

OU: 6, at West Virginia (11/17/12)
Opp.: 5, USC (1/4/05)

Passed for six touchdowns

OU: 6, at West Virginia (11/17/12)
Opp.: Never

Gained 500 yards total offense

OU: 523, Iowa State (11/16/13)
Opp.: 633, vs. Texas A&M (1/4/13)

Gained 600 yards total offense

OU: 607, Tulsa (9/14/13)
Opp.: 633, vs. Texas A&M (1/4/13)

Gained 700 yards total offense

OU: 829 vs. Kansas State (10/15/88)
Opp.: 778, at West Virginia (11/17/12)

Gained 800 yards total offense

OU: 829 vs. Kansas State (10/15/88)
Opp.: Never

Held under 100 total yards

OU: 83 vs. Navy (10/2/65)
Opp.: 44 vs. Idaho State (9/12/09)

Held under 200 total yards

OU: 183 vs. Iowa State (10/16/10)
Opp.: 166, ULM (8/31/13)

Gained 30 first downs

OU: 44 vs. Oklahoma State (11/24/12)
Opp.: 32 at West Virginia (11/17/12)

8.31.13 • Gaylord Family - Oklahoma Mem. Stadium (84,911) • Norman, Okla.

	ULM	0
	#16 OKLAHOMA	34

NORMAN, Okla. -- Trevor Knight rushed for 103 yards on 13 carries and threw three touchdown passes -- two to Jalen Saunders -- in his first start, and No. 16 Oklahoma beat ULM 34-0.

Oklahoma gave coach Bob Stoops his 150th career win, putting him seven behind Barry Switzer on the Sooners' career coaching wins list. Oklahoma is 5-0 under Stoops in August games and 14-1 in home openers.

The shutout was the 14th under Stoops and the first in a season opener since doing it in a 37-0 win vs. Tulsa (8/30/02).

Knight became the first Oklahoma quarterback to rush for 100 or more yards in a game since Jason White had 117 yards rushing against Kansas on Oct. 13, 2001. A redshirt freshman, Knight was the fourth freshman quarterback to start a season for Oklahoma in modern times, joining Steve Collins (1989), Eric Moore (1995) and Sam Bradford (2007).

ULM upset then-No. 8 Arkansas on the road to open the 2012 season, but the Warhawks didn't get untracked offensively against a revamped Oklahoma defense. The Warhawks crossed midfield only twice and recorded only nine first downs and 166 yards of offense.

Score by Quarters	1	2	3	4	Score
ULM.....	0	0	0	0	- 0
Oklahoma.....	0	13	21	0	- 34

Scoring Summary:

- 2nd 11:15 OU - Saunders, Jalen 12 yd pass from Knight, Trevor (Hunnicut, Mike kick), 14-7 4:06
- 05:34 OU - Hunnicutt, Mike 41 yd field goal, 13-53 3:00
- 00:39 OU - Hunnicutt, Mike 33 yd field goal, 11-56 4:12
- 3rd 10:42 OU - Clay, Brennan 8 yd run (Hunnicut, Mike kick), 5-47 1:39
- 03:07 OU - Saunders, Jalen 18 yd pass from Knight, Trevor (Hunnicut, Mike kick), 1-18 0:09
- 00:38 OU - Metoyer, Trey 13 yd pass from Knight, Trevor (Hunnicut, Mike kick), 3-20 1:24

	ULM	OU
FIRST DOWNS.....	9	25
RUSHES-YARDS (NET).....	22-38	50-305
PASSING YDS (NET).....	128	124
Passes Att-Comp-Int.....	39-20-1	33-14-1
TOTAL OFFENSE PLAYS-YARDS.....	61-166	83-429
Fumble Returns-Yards.....	0-0	0-0
Punt Returns-Yards.....	0-0	4-55
Kickoff Returns-Yards.....	0-0	0-0
Interception Returns-Yards.....	1-0	1-0
Punts (Number-Avg).....	10-46.2	7-43.6
Fumbles-Lost.....	0-0	2-0
Penalties-Yards.....	2-21	7-78
Possession Time.....	27:21	32:39
Third-Down Conversions.....	2 of 16	7 of 17
Fourth-Down Conversions.....	0 of 2	0 of 0
Red-Zone Scores-Chances.....	0-1	5-5
Sacks By: Number-Yards.....	2-14	1-1

RUSHING: ULM-Edwards, Jyruss 3-9; Washington, M 7-7; Brown, Brayle 1-6; Davis, Cortney 3-4; Manton, Justin 1-3; Browning, K 4-3; Meadors Jr., N 2-3; McNeal, D 1-3.

OU-Knight, Trevor 13-103; Williams, Damien 16-66; Clay, Brennan 8-43; Finch, Roy 4-42; Ford, Keith 4-20; Bell, Blake 2-10; Shepard, Sterling 1-9; Ross, Alex 1-8; Millard, Trey 1-4.

PASSING: ULM-Browning, K 20-39-1-128. Oklahoma-Knight, Trevor 11-28-1-86; Bell, Blake 3-5-0-38.

RECEIVING: ULM-Ceaser, Rashon 5-39; Hamm, Je'Ron 5-38; Maye, Tavares 3-19; Washington, M 2-7; Cook, Tony 1-11; Scioneaux, H 1-7; Jackson, Kenzee 1-4; Davis, Cortney 1-3; Edwards, Jyruss 1-0. OU-Saunders, Jalen 3-30; Neal, Durrin 2-27; Millard, Trey 2-11; Finch, Roy 2-2; Metoyer, Trey 1-13; Reynolds, Jaz 1-12; Shepard, Sterling 1-11; Bennett, Austin 1-11; Bester, LaColtan 1-7.

INTERCEPTIONS: ULM-Smith, Cordero 1-0. Oklahoma-Wilson, Julian 1-0.

FUMBLES: ULM-None. Oklahoma-Millard, Trey 1-0; Knight, Trevor 1-0.

SACKS (UA-A): ULM-Blakes, Cameron 1-1; Caldwell, K 0-1. Oklahoma-Nelson, Corey 1-0.

TACKLES (UA-A): ULM-Blakes, Cameron 9-7; Smith, Cordero 4-6; Lane, Mitch 3-4; Stovall, Ray 5-1; Backus, Justin 5-1; Johnson, M 3-3; Lewis, R 3-0; Newsome, Isaiah 2-1; Caldwell, Trey 2-1; Moss, Austin 1-2; Pipkins, Lenzy 0-3; Kissinger, H 2-0; Eddie, Vincent 2-0; Gautney, Joey 1-1; Cagins, Tevyn 1-1; Jefferies, E 0-2; Johnson, G 0-2; Caldwell, K 0-1; Edmond, Malcolm 0-1; Tharp, Madison 0-1. OU-Nelson, Corey 5-3; Shannon, Frank 4-3; Colvin, Aaron 4-0; Gastelum, Caleb 3-0; Sanchez, Zack 2-1; Tapper, Charles 2-1; Lynn, Gabe 2-0; Grissom, Geneo 2-0; Phillips, Jordan 1-1; Hayes, Quentin 1-1; Wade, Jordan 1-1; Russell, Quincy 0-2; Clay, Brennan 1-0; Striker, Eric 1-0; Alexander, Dominique 0-1.

9.7.13 • Gaylord Family - Oklahoma Mem. Stadium (84,692) • Norman, Okla.

	WEST VIRGINIA	7
	#16 OKLAHOMA	16

NORMAN, Okla. -- A pounding rushing attack, and a relentless defense gave No. 16 Oklahoma a 16-7 win over West Virginia to open Big 12 play.

Brennan Clay had a career-high 170 yards rushing to lead the Sooner ground attack that went for 316 yards. Clay finished with 22 carries and topped his previous best of 157 yards rushing against Iowa State (11/3/12) and rushed for the most yardage by an OU player since DeMarco Murray had 208 yards vs. Utah State (9/4/10).

The No. 16 Sooners (2-0, 1-0 Big 12) scored the game's final 16 points after trailing 7-0 in the first quarter. Senior fullback Trey Millard caught a 1-yard touchdown and junior kicker Michael Hunnicutt tacked on three field goals.

The win was the ninth straight for the Sooners over Big 12 opponents and gave OU its 12th season starting 2-0 in the last 15 seasons under head coach Bob Stoops.

Score by Quarters	1	2	3	4	Score
West Virginia.....	7	0	0	0	- 7
Oklahoma.....	3	10	0	3	- 16

Scoring Summary:

- 1st 08:54 WVU - Smith, Dreamius 75 yd run (Lambert, Josh kick), 3-85 0:47
- 04:22 OU - Hunnicutt, Mike 44 yd field goal, 12-51 4:32
- 2nd 13:35 OU - Millard, Trey 1 yd pass from Knight, Trevor (Hunnicut, Mike kick), 5-32 1:29
- 00:11 OU - Hunnicutt, Mike 21 yd field goal, 13-83 3:58
- 4th 10:16 OU - Hunnicutt, Mike 32 yd field goal, 9-45 4:34

	WVU	OU
FIRST DOWNS.....	19	21
RUSHES-YARDS (NET).....	24-169	57-316
PASSING YDS (NET).....	218	119
Passes Att-Comp-Int.....	41-21-1	21-10-2
TOTAL OFFENSE PLAYS-YARDS.....	65-387	78-435
Fumble Returns-Yards.....	0-0	1-27
Punt Returns-Yards.....	1--2	3-25
Kickoff Returns-Yards.....	3-45	1-20
Interception Returns-Yards.....	2-11	1-6
Punts (Number-Avg).....	7-45.3	5-44.6
Fumbles-Lost.....	3-3	3-2
Penalties-Yards.....	8-66	9-53
Possession Time.....	25:34	34:26
Third-Down Conversions.....	3 of 13	5 of 17
Fourth-Down Conversions.....	0 of 1	0 of 0
Red-Zone Scores-Chances.....	0-1	3-5
Sacks By: Number-Yards.....	1-6	1-9

RUSHING: WVU-Smith, Dreamius 3-77; Sims, Charles 11-57; Smallwood, Wendell 5-25; Garrison, Dustin 3-16; TEAM 1-minus 3; Millard, Paul 1-minus 3. Oklahoma-Clay, Brennan 22-170; Williams, Damien 21-95; Knight, Trevor 7-42; Bell, Blake 2-21; Millard, Trey 1-6; Finch, Roy 3-0; team 1-minus 18.

PASSING: WVU-Millard, Paul 21-41-1-218. Oklahoma-Knight, Trevor 10-20-2-119; Bell, Blake 0-1-0-0.

RECEIVING: WVU-White, Kevin 7-80; Carswell, Ronald 3-44; McCartney, Ivan 3-26; Sims, Charles 2-26; Wendell Smallwood 2-24; Alford, Mario 2-11; Thompson, Jordan 1-5; Clay, Cody 1-2. Oklahoma-Saunders, Jalen 4-60; Bester, LaColtan 3-46; Shepard, Sterling 2-12; Millard, Trey 1-1.

INTERCEPTIONS: WVU-Joseph, Karl 1-11; Cook, Darwin 1-0. Oklahoma-Lynn, Gabe 1-6.

FUMBLES: WVU-Alford, Mario 1-1; White, Kevin 1-1; Millard, Paul 1-1. Oklahoma-Knight, Trevor 1-1; Bester, LaColtan 1-1; team 1-0.

SACKS (UA-A): WVU-Golson, Brandon 2-0. Oklahoma-Everett, Kass 1-0.

TACKLES (UA-A): WVU-Cook, Darwin 9-2; Nick Kwiatkoski 6-5; Joseph, Karl 5-1; Rigg, Doug 3-3; Barber, Jared 3-2; Banks, Ishmael 4-0; Rose, Kyle 3-1; Tonkery, Wes 2-2; Golson, Brandon 3-0; Rowell, Shaq 2-1; Dillon, KJ 2-1; Anderson, Tyler 2-1; Kinsey, Eric 2-1; Bruce, Isaiah 1-2; Bell, Travis 1-2; Rumph, Ricky 0-3; Spain, Quinton 2-0; Clarke, Will 1-1; Brown, Christian 0-2; Hyman, Dontrill 1-0; Millard, Paul 0-1; Harper, Jarrod 0-1; Worley, Daryl 0-1; Gross, Marvin 0-1. Oklahoma-Hayes, Quentin 3-5; Nelson, Corey 3-4; Sanchez, Zack 4-2; Wilson, Julian 2-3; Tapper, Charles 2-3; Striker, Eric 1-4; Colvin, Aaron 3-1; Lynn, Gabe 2-1; Johnson, Cortez 1-2; Grissom, Geneo 1-2; Shannon, Frank 1-1; Franklin, Aaron 1-0; Williams, Damien 1-0; Franks, Trey 1-0; Millard, Trey 1-0; Ndulue, Chuka 1-0; Everett, Kass 1-0; Phillips, Jordan 0-1; Alexander, Dominique 0-1.

9.14.13 • Gaylord Family - Oklahoma Mem. Stadium (84,229) • Norman, Okla.

	TULSA	20
	#14 OKLAHOMA	51

NORMAN, Okla. -- In his first career start, Blake Bell passed for 413 yards and four touchdowns in his first start for No. 14 Oklahoma and the Sooners beat Tulsa 51-20.

Bell posted the highest passing yardage total by any Oklahoma quarterback making his first start in addition to four touchdowns on 27 of 37 passing, all career highs.

Sterling Shepard caught eight passes for 123 yards and two touchdowns — all career highs — and Jaz Reynolds had 109 yards receiving and one score for Oklahoma, including a career-long 82-yard reception. The Sooners scored on their first five possessions against Tulsa to continue their dominance in the series, having won 12 of the last 13 games between the in-state rivals.

The Sooners are 13-0 against Tulsa as a ranked team and 7-0 against the Golden Hurricane since Bob Stoops became Oklahoma's coach in 1999. Oklahoma is 3-0 for the third time in four seasons.

Score by Quarters	1	2	3	4	Score
Tulsa.....	7	0	6	7	- 20 Record: (1-2)
Oklahoma.....	10	17	7	17	- 51 Record: (3-0)

Scoring Summary:

- 1st 10:10 OU - Clay, Brennan 4 yd run (Hunnicut, Mike kick), 12-72 4:50
- 05:09 OU - Hunnicutt, Mike 20 yd field goal, 7-89 2:55
- 00:18 TLS - WATTS, Trey 2 yd run (SALAZAR, Carl kick), 11-75 4:51
- 2nd 10:56 OU - Shepard, Sterling 3 yd pass from Bell, Blake (Hunnicut, Mike kick), 9-75 4:22
- 07:12 OU - Finch, Roy 29 yd pass from Bell, Blake (Hunnicut, Mike kick), 4-33 1:41
- 03:41 OU - Hunnicutt, Mike 30 yd field goal, 9-60 2:42
- 3rd 12:34 OU - Shepard, Sterling 35 yd pass from Bell, Blake (Hunnicut, Mike kick), 3-35 1:25
- 09:16 TLS - SALAZAR, Carl 26 yd field goal, 9-66 3:18
- 04:46 TLS - SALAZAR, Carl 21 yd field goal, 4-5 1:21
- 4th 14:53 OU - Hunnicutt, Mike 36 yd field goal, 14-56 4:53
- 11:59 TLS - DOUGLAS, Ja'Terian 6 yd run (SALAZAR, Carl kick), 10-75 2:54
- 09:33 OU - Saunders, Jalen 25 yd pass from Bell, Blake (Hunnicut, Mike kick), 5-75 2:26
- 02:35 OU - Ford, Keith 3 yd run (Hunnicut, Mike kick), 11-84 5:35

	TU	OU
FIRST DOWNS.....	19	27
RUSHES-YARDS (NET).....	31-95	44-194
PASSING YDS (NET).....	226	413
Passes Att-Comp-Int.....	33-17-1	37-27-0
TOTAL OFFENSE PLAYS-YARDS.....	64-321	81-607
Fumble Returns-Yards.....	0-0	0-0
Punt Returns-Yards.....	1-77	1-28
Kickoff Returns-Yards.....	3-69	2-52
Interception Returns-Yards....	0-0	1-31
Punts (Number-Avg).....	5-40.6	1-45.0
Fumbles-Lost.....	0-0	0-0
Penalties-Yards.....	3-15	3-16
Possession Time.....	24:44	35:16
Third-Down Conversions.....	7 of 15	12 of 16
Fourth-Down Conversions.....	1 of 1	0 of 0
Red-Zone Scores-Chances.....	4-4	7-7
Sacks By: Number-Yards.....	1-6	1-4

RUSHING: Tulsa-WATTS, Trey 14-60; DOUGLAS, Ja'Terian 8-20; GREEN, Cody 4-6; LANGER, Zack 4-6; HALL, Chris 1-3. Oklahoma-Finch, Roy 8-68; Clay, Brennan 15-49; Ford, Keith 7-46; Bell, Blake 10-24; Millard, Trey 3-7; Saunders, Jalen 1-0.

PASSING: Tulsa-GREEN, Cody 17-33-1-226. Oklahoma-Bell, Blake 27-37-0-413.

RECEIVING: Tulsa-JAMES, Jordan 6-100; WATTS, Trey 5-65; FLOYD, Conner 3-38; WILSON, Tyler 1-14; EPPS, Zach 1-6; PATTERSON, Derek 1-3. Oklahoma-Shepard, Sterling 8-123; Reynolds, Jaz 4-109; Neal, Durrton 4-64; Saunders, Jalen 3-47; Bester, LaColtan 2-16; Millard, Trey 2-minus 1; Finch, Roy 1-29; Bennett, Austin 1-12; Woods, Derrick 1-9; Metoyer, Trey 1-5.

INTERCEPTIONS: Tulsa-None. Oklahoma-Lynn, Gabe 1-31.

FUMBLES: Tulsa-None. Oklahoma-None.

SACKS (UA-A): Tulsa-JACKSON, Shawn 1-0. Oklahoma-Phillips, Jordan 0-1; Tapper, Charles 0-1.

TACKLES (UA-A): Tulsa-JACKSON, Shawn 9-6; MUDDY, Michael 6-4; DOBBINS, Dwight 8-1; WALKER, Darnell 5-3; WHITE, Bradley 2-6; OSBORNE, Mitchell 4-3; SIZELove, Jake 4-1; LUETJEN, Derrick 2-2; TODD, Brentom 1-3; HUMMINGBIRD, Chris 2-1; MARTIN, Trent 1-2; JENNINGS, DeWitt 1-1; BRUBAKER, Jesse 1-1; ALEXANDER, Derrick 0-2; LANGER, Zack 1-0; McDANIEL, Austin 1-0; CARMAN, Hayden 1-0; WATTS, Trey 0-1; DOUGLAS, Ja'Terian 0-1. Oklahoma-Shannon, Frank 6-4; Sanchez, Zack 4-2; Tapper, Charles 1-5; Nelson, Corey 4-1; Striker, Eric 3-1; Evans, Jordan 1-3; Alexander, Dominique 0-4; Taylor, Stanvon 3-0; Wilson, Julian 1-2; Byrd, Hatari 1-2; Grissom, Geneo 0-3; Phillips, Jordan 0-3; Johnson, Cortez 1-1; Hayes, Quentin 1-1; Bester, LaColtan 1-0; Dimon, Matt 1-0; Franks, Trey 1-0; Everett, Kass 0-1; Austin, Dakota 0-1; Russell, Quincy 0-1; Moore, LJ 0-1; Nelson, Chaz 0-1; Ford, Keith 0-1.

9.28.13 • Notre Dame Stadium (80,795) • South Bend, Ind.

	#14 OKLAHOMA	21
	#22 NOTRE DAME	35

SOUTH BEND, Ind. - Oklahoma took advantage of three interceptions, two in the first three minutes as they jumped to a 14-0 lead, and Blake Bell passed for two touchdowns to lead the Sooners to a 35-21 victory over the 22nd-ranked Fighting Irish.

The win ended a seven-game losing streak to Notre Dame and was just the second in 11 meetings for the Sooners against the Irish, including ending an NCAA-record 47-game winning streak in 1957.

Rees didn't see Oklahoma linebacker Eric Striker blitzing and was hit from behind, popping the ball loose, and linebacker Corey Nelson caught it and returned it 24 yards for a TD.

On Notre Dame's next play from scrimmage, Rees' pass ricocheted off the arm of receiver TJ Jones and linebacker Frank Shannon bobbled it before returning it 17 yards to the Notre Dame 32. The Sooners scored another TD four plays later on an 11-yard run by Damien Williams.

Bell, making his second career start, was 22 of 30 passing for 232 yards and two touchdowns including a 26-yard toss to Laoltan Bester and a 54-yard strike to Sterling Shepard.

Score by Quarters	1	2	3	4	Score
Oklahoma.....	14	7	6	8	- 35 Record: (4-0)
Notre Dame.....	7	0	7	7	- 21 Record: (3-2)

Scoring Summary:

- 1st 14:11 OU - Nelson, Corey 24 yd interception return (Hunnicut, Mike kick)
- 12:15 OU - Williams, Dam. 11 yd run (Hunnicut, Mike kick), 4-32 1:35
- 04:03 ND - JONES, TJ 6 yd pass from REES (BRINDZA kick), 10-80 5:03
- 2nd 00:42 OU - Bester, L. 26 yd pass from Bell, Blake (Hunnicut, Mike kick), 10-88 4:43
- 3rd 12:31 ND - ATKINSON, G. 80 yd run (BRINDZA kick), 1-80 0:13
- 08:11 OU - Hunnicutt, Mike 27 yd field goal, 9-43 4:20
- 02:43 OU - Hunnicutt, Mike 19 yd field goal, 9-65 3:53
- 4th 14:10 ND - NIKLAS 30 yd pass from REES (BRINDZA kick), 7-75 3:33
- 12:24 OU - Shepard, S. 54 yd pass from Bell, Blake (Shepard, S. pass from Bell, Blake), 5-75 1:46

	OU	ND
FIRST DOWNS.....	25	12
RUSHES-YARDS (NET).....	42-212	29-220
PASSING YDS (NET).....	238	104
Passes Att-Comp-Int.....	31-23-0	25-9-3
TOTAL OFFENSE PLAYS-YARDS.....	73-450	54-324
Fumble Returns-Yards.....	0-0	0-0
Punt Returns-Yards.....	1-1	1-1
Kickoff Returns-Yards.....	3-75	1-29
Interception Returns-Yards....	3-41	0-0
Punts (Number-Avg).....	5-42.0	6-40.3
Fumbles-Lost.....	0-0	0-0
Penalties-Yards.....	4-31	8-77
Possession Time.....	35:44	24:16
Third-Down Conversions.....	5 of 14	4 of 12
Fourth-Down Conversions.....	0 of 1	0 of 0
Red-Zone Scores-Chances.....	3-4	1-1
Sacks By: Number-Yards.....	1-5	0-0

RUSHING: Oklahoma-Clay, Brennan 14-77; Bell, Blake 12-59; Williams, Dam. 9-42; Knight, Trevor 2-24; Finch, Roy 3-15; team 2-minus 5. Notre Dame-ATKINSON, G. 14-148; FOLSTON 2-43; CARLISLE 3-13; MCDANIEL 3-12; HENDRIX 5-10; TEAM 1-minus 1; REES 1-minus 5.

PASSING: Oklahoma-Bell, Blake 22-30-0-232; Knight, Trevor 1-1-0-6. Notre Dame-REES 9-24-3-104; HENDRIX 0-1-0-0.

RECEIVING: Oklahoma-Saunders, Jalen 7-46; Shepard, S. 5-83; Williams, Dam. 4-41; Millard, Trey 2-13; Clay, Brennan 2-7; Bester, L. 1-26; Reynolds, Jaz 1-16; Finch, Roy 1-6. Notre Dame-JONES, TJ 4-42; NIKLAS 2-43; DANIELS 1-13; FULLER 1-11; ATKINSON, G. 1-minus 5.

INTERCEPTIONS: Oklahoma-Nelson, Corey 1-24; Shannon, Frank 1-17; Wilson, Julian 1-0. Notre Dame-None.

FUMBLES: Oklahoma-None. Notre Dame-None.

SACKS (UA-A): Oklahoma-Phillips, J. 1-0. Notre Dame-None.

TACKLES (UA-A): Oklahoma-Shannon, Frank 4-4; Hayes, Quentin 3-5; Grissom, Geneo 3-3; Lynn, Gabe 4-0; Alexander, D. 2-2; Tapper, Charles 0-4; Sanchez, Zack 2-0; Colvin, Aaron 2-0; Wilson, Julian 2-0; Striker, Eric 0-2; Phillips, J. 1-0; Woods, Austin 0-1; Dimon, Matt 0-1; Bester, L. 0-1; Nelson, Corey 0-1. Notre Dame-CALABRESE 3-7; FARLEY 4-5; GRACE 3-6; JACKSON, B. 6-1; SHUMATE 3-4; SMITH, J. 2-5; RUSSELL 4-1; TUITT 2-3; NIX 1-4; COLLINSWORTH 0-4; SCHWENKE 1-1; SHEMA 1-1; COUNCELL 1-1; FOX 0-2; WILLIAMS, Ish. 0-2; ONWUJALU 1-0; BRINDZA 1-0; BUTLER 0-1; CAVALARIS 0-1; SCHMIDT, J. 0-1.

10.5.13 • Gaylord Family - Oklahoma Mem. Stadium (84,992) • Norman, Okla.

	TCU	17
	#11 OKLAHOMA	20

NORMAN, Okla. — Brennan Clay broke a 76-yard touchdown run late in the fourth quarter and No. 11 Oklahoma held off TCU 20-17.

Trey Millard had a touchdown run for the Sooners (5-0, 2-0 Big 12) and Michael Hunnicutt hit field goals of 39 and 32 yards.

Oklahoma opened with seven straight defensive 3-and-outs, after finishing a 35-21 win at Notre Dame last Saturday with three. The 10 straight 3-and-outs was the longest such streak recorded by the Sooners since at least the 2003 season.

Oklahoma has won 10 straight Big 12 games, its third-longest streak in conference play since the league formed in 1996. The Sooners have won their last three against TCU (2-3, 0-2) since the Horned Frogs won in Norman in 2005. Against the Sooners, TCU managed only 210 yards of offense, including only 44 yards rushing. TCU had entered the game having won 16 of its last 18 conference road contests.

Score by Quarters	1	2	3	4	Score
TCU.....	0	0	10	7	- 17 Record: (2-3, 0-2)
Oklahoma.....	3	10	0	7	- 20 Record: (5-0, 2-0)

Scoring Summary:

- 1st 02:45 OU - Hunnicutt, Mike 39 yd field goal, 11-42 4:54
- 2nd 02:29 OU - Millard, Trey 8 yd run (Hunnicutt, Mike kick), 13-84 6:14
00:00 OU - Hunnicutt, Mike 37 yd field goal, 8-48 1:15
- 3rd 03:32 TCU - Oberkrom, Jaden 25 yd field goal, 12-45 7:17
00:08 TCU - Boykin, Trevone 2 yd run (Oberkrom, Jaden kick), 6-35 3:24
- 4th 04:37 OU - Clay, Brennan 76 yd run (Hunnicutt, Mike kick), 2-82 0:53
02:26 TCU - Boykin, Trevone 8 yd run (Oberkrom, Jaden kick), 5-75 2:11

	TCU	OU
FIRST DOWNS.....	10	20
RUSHES-YARDS (NET).....	27-44	38-203
PASSING YDS (NET).....	166	152
Passes Att-Comp-Int.....	26-16-0	31-20-0
TOTAL OFFENSE PLAYS-YARDS.....	53-210	69-355
Fumble Returns-Yards.....	0-0	0-0
Punt Returns-Yards.....	4-16	1-0
Kickoff Returns-Yards.....	1-18	1-0
Interception Returns-Yards....	0-0	0-0
Punts (Number-Avg).....	9-43.4	7-36.6
Fumbles-Lost.....	3-0	2-1
Penalties-Yards.....	5-25	3-35
Possession Time.....	30:02	29:58
Third-Down Conversions.....	3 of 14	3 of 13
Fourth-Down Conversions.....	1 of 1	2 of 2
Red-Zone Scores-Chances.....	3-3	2-2
Sacks By: Number-Yards.....	3-23	4-15

RUSHING: TCU-James, Waymon 6-22; Boykin, Trevone 12-18; Catalon, B.J. 8-8; TEAM 1-minus 4. Oklahoma-Clay, Brennan 9-111; Bell, Blake 14-61; Williams, Damien 11-27; Millard, Trey 1-8; Finch, Roy 1-0; team 2-minus 4.

PASSING: TCU-Boykin, Trevone 16-26-0-166. Oklahoma-Bell, Blake 20-31-0-152.

RECEIVING: TCU-Slanina, Ty 6-38; White, Cam 4-38; Doctson, Josh 2-18; Porter, David 1-45; Catalon, B.J. 1-21; James, Waymon 1-5; Story, JaJuan 1-1. Oklahoma-Shepard, Sterling 5-37; Saunders, Jalen 5-30; Neal, Durren 4-42; Clay, Brennan 4-21; Bester, LaColtan 1-19; Finch, Roy 1-3.

INTERCEPTIONS: TCU-None. Oklahoma-None.

FUMBLES: TCU-TEAM 2-0; Boykin, Trevone 1-0. Oklahoma-Bell, Blake 1-0; Team 1-1.

SACKS (UA-A): TCU-Lathan, Terrell 1-0; Hunter, Chucky 1-0; Tuaua, Mike 1-0. Oklahoma-Tapper, Charles 2-0; Wade, Jordan 1-0; Colvin, Aaron 1-0.

TACKLES (UA-A): TCU-Hackett, Chris 8-3; Olabode, Elisha 5-3; Anderson, J. 3-5; Mallet, Marcus 1-6; Verrett, Jason 4-2; White, Kevin 3-2; Lathan, Terrell 3-2; Kindred, D. 2-1; Carter, Sam 2-1; Hunter, Chucky 2-1; Lewis, Jon 1-1; Pierson, Davion 1-1; Dawson, Paul 0-2; Tuaua, Mike 1-0; Lawson, Tevin 1-0; Gray, Deante 1-0. Oklahoma-Shannon, Frank 4-3; Ndulue, Chuka 2-4; Nelson, Corey 1-5; Colvin, Aaron 5-0; Tapper, Charles 4-1; Lynn, Gabe 3-1; Hayes, Quentin 1-3; Wade, Jordan 2-0; Wilson, Julian 2-0; Franks, Trey 2-0; Sanchez, Zack 1-1; Striker, Eric 1-1; Peterson, Torrea 0-2; Bester, LaColtan 1-0; Millard, Trey 1-0; Grissom, Geneo 0-1.

10.12.13 • Cotton Bowl (92,500) • Dallas, Texas

	#12 OKLAHOMA	20
	TEXAS	36

DALLAS — The Texas defense forced two interceptions, including one returned for a touchdown and limited the Sooners' explosive offense in No. 12 Oklahoma's 36-20 loss to Texas.

Texas never trailed after the impressive rumble late in the first quarter by defensive lineman Chris Whaley and went on to a double-digit win. There was also an 85-yard punt return for a touchdown by Daje Johnson in the third quarter after Oklahoma had gotten within 23-13.

OU's Damien Williams scored on a three-yard touchdown run and defensive lineman Geneo Grissom returned an interception 54 yards for a score late in the fourth quarter for the Sooners.

The Sooners had won the last two games in the series by a combined score of 118-38, but came out with their 10-game Big 12 winning streak snapped.

Score by Quarters	1	2	3	4	Score
Oklahoma.....	3	7	3	7	- 20 Record: (5-1, 2-1)
Texas.....	10	13	13	0	- 36 Record: (4-2, 3-0)

Scoring Summary:

- 1st 10:13 UT - Fera, Anthony 31 yd field goal, 15-61 4:47
06:53 OU - Hunnicutt, Michael 34 yd field goal, 10-58 3:20
02:29 UT - Whaley, Chris 1 yd interception return (Fera, Anthony kick)
- 2nd 08:46 UT - Johnson, Marcus 59 yd pass from McCoy, Case (Fera, Anthony kick), 6-73 2:29
03:22 UT - Fera, Anthony 50 yd field goal, 7-20 2:45
01:06 OU - Williams, Damien 3 yd run (Hunnicutt, Michael kick), 5-27 2:04
00:00 UT - Fera, Anthony 43 yd field goal, 6-64 0:58
- 3rd 11:08 OU - Hunnicutt, Michael 37 yd field goal, 8-55 3:52
07:22 UT - Johnson, Daje 85 yd punt return (Fera, Anthony kick blocked)
00:21 UT - Davis, Mike 38 yd pass from McCoy, Case (Fera, Anthony kick), 9-70 3:56
- 4th 10:07 OU - Grissom, Geneo 54 yd interception return (Hunnicutt, Michael kick)

	OU	UT
FIRST DOWNS.....	13	24
RUSHES-YARDS (NET).....	33-130	60-255
PASSING YDS (NET).....	133	190
Passes Att-Comp-Int.....	26-12-2	22-13-1
TOTAL OFFENSE PLAYS-YARDS.....	59-263	82-445
Fumble Returns-Yards.....	0-0	0-0
Punt Returns-Yards.....	0-0	5-124
Kickoff Returns-Yards.....	2-97	1-29
Interception Returns-Yards....	1-54	2-31
Punts (Number-Avg).....	6-46.3	3-31.0
Fumbles-Lost.....	0-0	1-1
Penalties-Yards.....	8-63	3-15
Possession Time.....	24:45	35:15
Third-Down Conversions.....	2 of 13	13 of 20
Fourth-Down Conversions.....	0 of 1	0 of 1
Red-Zone Scores-Chances.....	3-4	1-1
Sacks By: Number-Yards.....	0-0	4-35

RUSHING: Oklahoma-Ford, Keith 6-34; Millard, Trey 7-32; Williams, Damien 6-29; Clay, Brennan 5-26; Shepard, Sterling 1-24; Finch, Roy 1-12; Bell, Blake 7-minus 27. Texas-Gray, Johnathan 29-123; Brown, Malcolm 23-120; Johnson, Daje 6-9; Bergeron, Joe 1-4; TEAM 1-minus 1.

PASSING: Oklahoma-Bell, Blake 12-26-2-133. Texas-McCoy, Case 13-21-1-190; TEAM 0-1-0-0.

RECEIVING: Oklahoma-Bester, LaColtan 5-70; Saunders, Jalen 3-18; Millard, Trey 1-29; Clay, Brennan 1-12; Finch, Roy 1-5; Williams, Damien 1-minus 1. Texas-Shiple, Jaxon 5-59; Sanders, Kendall 4-29; Johnson, Marcus 1-59; Davis, Mike 1-38; Johnson, Daje 1-3; Gray, Johnathan 1-2.

INTERCEPTIONS: Oklahoma-Grissom, Geneo 1-54. Texas-Whaley, Chris 1-31; Thomas, Duke 1-0.

FUMBLES: Oklahoma-None. Texas-Bergeron, Joe 1-1.

SACKS (UA-A): Oklahoma-None. Texas-Jeffcoat, Jackson 2-0; Reed, Cedric 1-0; Diggs, Quandre 1-0.

TACKLES (UA-A): Oklahoma-Alexander, Dominique 13-6; Shannon, Frank 7-9; Ndulue, Chuka 3-12; Colvin, Aaron 6-3; Hayes, Quentin 5-3; Striker, Eric 2-5; Lynn, Gabe 3-2; Tapper, Charles 1-2; Grissom, Geneo 2-0; Franklin, Aaron 1-1; Sanchez, Zack 1-1; Lindley, P.L. 0-2; Johnson, Cortez 0-2; Wade, Jordan 0-2; Peterson, Torrea 1-0; Dimon, Matt 1-0; Everett, Kass 1-0; Ford, Keith 1-0; Franks, Trey 0-1; Grant, Sam 0-1. Texas-Phillips, Adrian 5-4; Reed, Cedric 2-6; Diggs, Quandre 4-2; Santos, Dalton 2-4; Edmond, Steve 1-5; Thomas, Duke 2-3; Thompson, Mykelle 0-5; Whaley, Chris 1-3; Jeffcoat, Jackson 2-1; Byndom, Carrington 1-1; Scott, Leroy 1-1; Turner, Josh 1-1; Brown, Malcom 1-1; Wilson, Reggie 1-1; Jinkens, Peter 0-2; Echols, Bryson 1-0; Cottrell, Bryce 0-1; Davis, Shiro 0-1.

10.19.13 • Memorial Stadium (41,113) • Lawrence, Kan.

	#18 OKLAHOMA	34
	KANSAS	19

LAWRENCE, Kan. -- Blake Bell threw for 131 yards and two touchdowns, and No. 18 Oklahoma awoke from a slow first quarter to beat Kansas 34-19.

After falling behind, 13-0, the Sooners came back behind Bell's steady play, a stingy pass defense and a 49-yard touchdown toss from wide receiver Lacoltan Bester to Sterling Shepard on an end-around play, the Sooners scored 25 straight points on their way to winning their ninth straight over the Jayhawks. It was Oklahoma's 15th straight win the week after playing the Longhorns.

James Sims ran for 129 yards and two touchdowns for Kansas (2-4, 0-3), but he didn't have much help. Jake Heaps was just 5 of 13 for 16 yards passing, the fewest yards through the air for Kansas since throwing for 15 yards in a loss to Nebraska in 2010.

The Jayhawks tried to make it interesting in the fourth quarter, when they blocked a punt deep in Oklahoma territory. Sims promptly scored from six yards out to pull them within 25-19, but the extra point was blocked and returned by Aaron Colvin to give the Sooners two points.

Oklahoma, which has won 21 straight following a loss, promptly went 75 yards the other direction. Damien Williams finished the drive with a short TD run with 4:19 left to seal the win.

Score by Quarters	1	2	3	4	Score
Oklahoma.....	0	18	7	9	34 Record: (6-1, 3-1)
Kansas.....	7	6	0	6	19 Record: (2-4, 0-3)

Scoring Summary:

- 1st 08:23 KU - Mundine, Jimmy 1 yd pass from Heaps, Jake (Wyman, Matthew kick), 10-70 4:44
- 2nd 14:49 KU - Sims, James 11 yd run (Wyman, Matthew kick failed), 4-68 2:05
- 07:05 OU - Reynolds, Jaz 16 yd pass from Bell, Blake (Hunnicut, Michael kick failed), 6-55 3:09
- 04:42 OU - Team safety
- 04:24 OU - Shepard, Sterling 49 yd pass from Bester, Lacoltan (Hunnicut, Michael kick), 1-49 0:10
- 00:11 OU - Hunnicutt, Michael 37 yd field goal, 8-28 2:07
- 3rd 10:47 OU - Shepard, Sterling 10 yd pass from Bell, Blake (Hunnicut, Michael kick), 6-58 2:18
- 4th 10:15 KU - Sims, James 6 yd run (Wyman, Matthew kick blocked), 1-6 0:04
- 10:15 OU - Colvin, Aaron PAT return
- 04:19 OU - Williams, Damien 6 yd run (Hunnicut, Michael kick), 11-75 5:56

	OU	KU
FIRST DOWNS.....	22	12
RUSHES-YARDS (NET).....	45-235	39-185
PASSING YDS (NET).....	180	16
Passes Att-Comp-Int.....	26-16-1	13-5-0
TOTAL OFFENSE PLAYS-YARDS.....	71-415	52-201
Fumble Returns-Yards.....	0-0	0-0
Punt Returns-Yards.....	3-15	1-12
Kickoff Returns-Yards.....	2-40	3-70
Interception Returns-Yards.....	0-0	1-0
Punts (Number-Avg).....	5-28.2	8-29.6
Fumbles-Lost.....	1-1	0-0
Penalties-Yards.....	7-50	6-65
Possession Time.....	33:22	26:38
Third-Down Conversions.....	7 of 14	2 of 11
Fourth-Down Conversions.....	0 of 1	0 of 1
Red-Zone Scores-Chances.....	4-5	3-3
Sacks By: Number-Yards.....	3-19	1-14

RUSHING: Oklahoma-Williams, Damien 15-56; Finch, Roy 7-53; Bell, Blake 10-53; Millard, Trey 3-34; Clay, Brennan 6-20; Ford, Keith 3-19; team 1-0. Kansas-Sims, James 23-129; Miller, Darrian 9-67; Cozart, Montell 3-8; TEAM 1-0; Heaps, Jake 3-minus 19.

PASSING: Oklahoma-Bell, Blake 15-25-1-131; Bester, Lacoltan 1-1-0-49. Kansas-Heaps, Jake 5-13-0-16.

RECEIVING: Oklahoma-Shepard, Sterling 7-82; Saunders, Jalen 4-47; Millard, Trey 2-11; Reynolds, Jaz 1-16; Clay, Brennan 1-13; Finch, Roy 1-11. Kansas-McCay, Justin 1-10; Ford, Josh 1-6; Mundine, Jimmy 1-1; Miller, Darrian 1-1; Bourbon, Brandon 1-minus 2.

INTERCEPTIONS: Oklahoma-None. Kansas-Shepherd, JaCorey 1-0.

FUMBLES: Oklahoma-Ford, Keith 1-1. Kansas-None.

SACKS (UA-A): Oklahoma-Tapper, Charles 2-0; Striker, Eric 1-0. Kansas-Johnson, Isaiah 0-1; Reynolds, Michael 0-1.

TACKLES (UA-A): Oklahoma-Colvin, Aaron 5-3; Alexander, Dominique 6-1; Tapper, Charles 4-2; Striker, Eric 1-5; Lindley, P.L. 3-2; Hayes, Quentin 2-3; Grissom, Geneo 2-2; Lynn, Gabe 1-3; Everett, Kass 2-0; Sanchez, Zack 1-1; Dimon, Matt 1-1; Wade, Jordan 1-1; Shannon, Frank 0-2; Franklin, Aaron 1-0; Shepard, Sterling 1-0. Kansas-Linton, Dexter 6-3; Simmons, Victor 7-1; Johnson, Isaiah 4-4; Love, Jake 3-5; Arnick, Courtney 4-2; Stowers, Keon 3-1; Shepherd, JaCorey 3-1; Sendish, Cassius 2-2; Willis, Darius 3-0; Kande, Prinz 0-3; Agostinho, Keba 2-0; McDonald, Dexter 2-0; McCay, Justin 1-1; Goodman, Ben 1-1; Young, Kevin 1-1; Reynolds, Michael 0-2; McKinney, Ty 1-0; Miles, Schyler 1-0; Matlock, Alex 1-0; Tavai, Jordan 0-1.

10.26.13 • Gaylord Family - Oklahoma Mem. Stadium (84,734) • Norman, Okla.

	#10 TEXAS TECH	30
	#17 OKLAHOMA	38

NORMAN, Okla. -- Blake Bell threw for 249 yards and a pair of touchdowns, and Damien Williams added two more scores as No. 17 Oklahoma outlasted No. 10 Texas Tech in a 38-30 win.

Jalen Saunders added six catches for 153 yards receiving and both of Bell's touchdown passes for the Sooners, who rallied after falling behind in the third quarter. Williams finished with 97 yards rushing for Oklahoma, which forced three turnovers by the Red Raiders.

The loss was the first of the season for Texas Tech and first-year coach Kliff Kingsbury. Davis Webb finished 33-of-52 passing for 385 yards for the Red Raiders, who were led by Jace Amaro's 119 yards receiving on eight catches. Eric Ward added nine catches for 106 yards.

The two teams combined for 986 yards of total offense, but it was a trio of turnovers, however, that came back to haunt a Red Raiders team that was eager to prove it was worthy of its lofty ranking. The last of those turnovers came early in the fourth quarter after Oklahoma had taken a 28-24 lead on Lacoltan Bester's remarkable back-and-forth 35-yard touchdown run.

Texas Tech had rallied from 21-7 behind to take the lead before Bester's touchdown, but Webb followed by throwing his second interception of the game -- a tipped pass off the hands of Ward that Oklahoma's Gabe Lynn pulled in for the turnover.

Score by Quarters	1	2	3	4	Score
Texas Tech.....	7	0	17	6	30 Record: (7-1, 4-1)
Oklahoma.....	0	14	14	10	38 Record: (7-1, 4-1)

Scoring Summary:

- 1st 03:38 TTU - Ward, Eric 3 yd pass from Williams, Kenny (Bustin, Ryan kick), 9-51 2:06
- 2nd 05:55 OU - Saunders, Jalen 15 yd pass from Bell, Blake (Hunnicut, Mike kick), 16-97 7:36
- 03:55 OU - Saunders, Jalen 76 yd pass from Bell, Blake (Hunnicut, Mike kick), 1-76 0:11
- 3rd 09:37 OU - Williams, Damien 3 yd run (Hunnicut, Mike kick), 11-86 5:23
- 08:37 TTU - Ward, Eric 23 yd pass from Webb, Davis (Bustin, Ryan kick), 4-75 1:00
- 03:59 TTU - Bustin, Ryan 34 yd field goal, 6-26 3:06
- 03:08 TTU - Grant, Jakeem 17 yd pass from Webb, Davis (Bustin, Ryan kick), 3-46 0:51
- 00:33 OU - Bester, LaColtan 35 yd run (Hunnicut, Mike kick), 5-75 2:35
- 4th 11:04 OU - Williams, Damien 3 yd run (Hunnicut, Mike kick), 7-58 2:29
- 07:13 TTU - Williams, Kenny 1 yd run (Webb, Davis pass failed), 11-76 3:51
- 01:17 OU - Hunnicutt, Mike 37 yd field goal, 12-53 5:56

	TTU	OU
FIRST DOWNS.....	24	25
RUSHES-YARDS (NET).....	25-72	50-277
PASSING YDS (NET).....	388	249
Passes Att-Comp-Int.....	54-34-2	22-14-0
TOTAL OFFENSE PLAYS-YARDS.....	79-460	72-526
Fumble Returns-Yards.....	0-0	0-0
Punt Returns-Yards.....	3-57	0-0
Kickoff Returns-Yards.....	3-72	3-68
Interception Returns-Yards.....	0-0	2-3
Punts (Number-Avg).....	3-34.0	4-49.5
Fumbles-Lost.....	2-1	2-1
Penalties-Yards.....	3-42	6-40
Possession Time.....	25:45	34:15
Third-Down Conversions.....	5 of 14	7 of 14
Fourth-Down Conversions.....	1 of 3	1 of 1
Red-Zone Scores-Chances.....	4-4	4-5
Sacks By: Number-Yards.....	0-0	3-26

RUSHING: Texas Tech-Washington, De. 10-56; Williams, Kenny 7-24; Grant, Jakeem 1-14; Foster, SaDale 2-8; Webb, Davis 5-minus 30. Oklahoma-Williams, Damien 19-97; Finch, Roy 8-55; Bell, Blake 9-44; Clay, Brennan 11-42; Bester, Lacoltan 1-35; Millard, Trey 1-6; team 1-minus 2.

PASSING: Texas Tech-Webb, Davis 33-53-2-385; Williams, Kenny 1-1-0-3. Oklahoma-Bell, Blake 14-22-0-249.

RECEIVING: Texas Tech-Ward, Eric 9-106; Amaro, Jace 8-119; Grant, Jakeem 8-99; Marquez, Brad 4-23; Williams, Kenny 2-19; Washington, De. 2-5; Davis, Jordan 1-17. Oklahoma-Saunders, Jalen 6-153; Shepard, Sterling 5-43; Williams, Damien 1-30; Millard, Trey 1-14; Bester, LaColtan 1-9.

INTERCEPTIONS: Texas Tech-None. Oklahoma-Lynn, Gabe 1-3; Colvin, Aaron 1-0.

FUMBLES: Texas Tech-Amaro, Jace 1-1; Webb, Davis 1-0. Oklahoma-Bell, Blake 1-0; Clay, Brennan 1-1.

SACKS (UA-A): Texas Tech-None. Oklahoma-Striker, Eric 1-1; Ndulue, Chuka 1-0; Grissom, Geneo 0-1.

TACKLES (UA-A): Texas Tech-Porter, Tre' 9-4; Jones, Bruce 7-3; Stewart, Austin 3-7; Awe, Micah 4-5; Smith, Will 2-7; Eguavoen, Sam 0-6; Jackson, Bran. 1-4; Falemi, Ola 2-2; Robertson, Pete 2-2; Hyder, Kerry 1-3; Wesley, Dennell 1-2; Cantrell, Dylan 1-0; Richards, Jack. 1-0; Esiaba, Bobby 1-0; Hogue, Summitt 1-0; Amaro, Jace 1-0; Mays, Derrick 0-1; Jacobson, Tan. 0-1; Dees, Blake 0-1. Oklahoma-Lynn, Gabe 7-2; Sanchez, Zack 7-1; Hayes, Quentin 5-3; Evans, Jordan 5-3; Colvin, Aaron 5-2; Wilson, Julian 4-0; Ndulue, Chuka 2-2; Alexander, Dominique 1-3; Grissom, Geneo 1-3; Wade, Jordan 0-4; Striker, Eric 2-1; Everett, Kass 1-0; Shannon, Frank 1-0; Franks, Trey 1-0; Woods, Derrick 1-0; Tapper, Charles 1-0; Marrs, Kyle 1-0; Feo, Tony 1-0.

11.7.13 • Floyd Casey Stadium (50,537) • Waco, Texas

	#12 OKLAHOMA	12
	#5 BAYLOR	41

WACO, Texas -- Bryce Petty threw for three touchdowns and ran for two more, Shock Linwoodran for 182 yards and No. 5 Baylor stayed undefeated with a 41-12 victory over No. 12 Oklahoma.

Baylor scored twice in the final minute before halftime and stretched its school-record winning streak to 12 games since a loss at Oklahoma last November.

Oklahoma (7-2, 4-2) has a 21-2 lead in the series, but both losses have come in its last two trips to Floyd Casey Stadium for prime-time games.

Oklahoma led 5-3 after a strange sequence that started at the end of the first quarter when Baylor was penalized 38 yards on one play, including a targeting penalty and two flags for unsportsmanlike conduct, setting up Oklahoma at the seven. The Sooners failed to score when Bell was tackled for a 1-yard loss on fourth-and-goal from the one, but two plays later Petty was sacked in the end zone by Dominique Alexander for a safety. Jalen Saunders then returned the free kick 55 yards to the Baylor 12, though the Sooners had to settle for Michael Hunnicutt's 22-yard field goal.

Bell finished 15-of-35 passing for 150 yards with a touchdown and two interceptions. Oklahoma had 237 total yards. Oklahoma reached the end zone in the third quarter when Bell threw a 10-yard TD pass to Roy Finch on fourth-and-three.

Score by Quarters	1	2	3	4	Score
Oklahoma.....	0	5	7	0	12
Baylor.....	3	21	10	7	41

Scoring Summary:

- 1st 07:09 BU - Jones, Aaron 29 yd field goal, 13-55 4:11
- 2nd 13:22 OU - Alexander, Dominique safety
- 12:09 OU - Hunnicutt, Mike 22 yd field goal, 4-7 1:13
- 07:02 BU - Petty, Bryce 5 yd run (Jones, Aaron kick), 5-69 1:14
- 01:00 BU - Petty, Bryce 1 yd run (Jones, Aaron kick), 9-93 3:13
- 00:13 BU - Goodley, Antwan 24 yd pass from Petty, Bryce (Jones, Aaron kick), 5-38 0:35
- 3rd 08:14 BU - Norwood, Levi 17 yd pass from Petty, Bryce (Jones, Aaron kick), 5-34 1:55
- 03:20 OU - Finch, Roy 10 yd pass from Bell, Blake (Hunnicutt, Mike kick), 10-71 4:54
- 01:17 BU - Jones, Aaron 40 yd field goal, 6-53 2:03
- 4th 09:03 BU - Goodley, Antwan 25 yd pass from Petty, Bryce (Jones, Aaron kick), 3-52 1:01

	OU	BU
FIRST DOWNS.....	16	28
RUSHES-YARDS (NET).....	34-87	54-255
PASSING YDS (NET).....	150	204
Passes Att-Comp-Int.....	35-15-2	26-13-0
TOTAL OFFENSE PLAYS-YARDS.....	69-237	80-459
Fumble Returns-Yards.....	0-0	0-0
Punt Returns-Yards.....	1-1	1-1
Kickoff Returns-Yards.....	6-126	3-101
Interception Returns-Yards.....	0-0	2-42
Punts (Number-Avg).....	7-41.1	3-51.3
Fumbles-Lost.....	0-0	1-0
Penalties-Yards.....	13-97	12-119
Possession Time.....	29:17	30:43
Third-Down Conversions.....	4 of 17	5 of 15
Fourth-Down Conversions.....	1 of 3	2 of 3
Red-Zone Scores-Chances.....	2-3	5-5
Sacks By: Number-Yards.....	3-11	1-1

RUSHING: Oklahoma-Finch, Roy 7-36; Clay, Brennan 6-19; Knight, Trevor 5-17; Williams, Dam. 7-13; Bell, Blake 8-5; Shepard, S. 1-minus 3. Baylor-Linwood, Shock 23-182; Petty, Bryce 16-45; Seastrunk, L. 6-19; Martin, Glasco 6-13; TEAM 3-minus 4.

PASSING: Oklahoma-Bell, Blake 15-35-2-150. Baylor-Petty, Bryce 13-26-0-204.

RECEIVING: Oklahoma-Saunders, Jalen 6-74; Reynolds, Jaz 3-31; Williams, Dam. 2-12; Bester, L. 2-11; Neal, Durrone 1-12; Finch, Roy 1-10. Baylor-Goodley, Antwan 6-80; Norwood, Levi 4-78; Fuller, Clay 3-46.

INTERCEPTIONS: Oklahoma-None. Baylor-Goodson, D. 1-42; Lackey, Eddie 1-0.

FUMBLES: Oklahoma-None. Baylor-Petty, Bryce 1-0.

SACKS (UA-A): Oklahoma-Hayes, Quentin 1-0; Ndulue, Chuka 1-0; Alexander, D. 1-0. Baylor-Lloyd, Terrance 1-0.

TACKLES (UA-A): Oklahoma-Shannon, Frank 12-3; Hayes, Quentin 10-0; Alexander, D. 8-3; Grissom, Geneo 5-1; Striker, Eric 4-1; Tapper, Charles 3-1; Ndulue, Chuka 3-0; Lynn, Gabe 2-2; Colvin, Aaron 2-1; Thomas, Ahmad 1-1; Franklin, Aaron 1-0; Hodgson, Nick 1-0; Bester, L. 1-0; Finch, Roy 1-0; Wilson, Julian 1-0; Hunnicutt, Mike 0-1. Baylor-Dixon, Ahmad 7-3; Lackey, Eddie 4-4; Morton, K.J. 4-3; Hager, Bryce 4-3; Holl, Sam 5-0; Burt, Terrell 4-0; McAllister, C. 2-1; Goodson, D. 2-0; Masumbuko, S. 2-0; Levels, Patrick 1-1; Roth, Spencer 1-0; Stewart, Orion 1-0; Billings, A. 1-0; Williams, Joe 1-0; Kent, Prince 1-0; Trahan, Brody 1-0; Lloyd, Terrance 1-0; Norwood, Levi 1-0; Palmer, Jamal 1-0; Blackshear, B. 0-1; Webb, Anthony 0-1; Oakman, Shawn 0-1.

11.16.13 • Gaylord Family - Oklahoma Memorial Stadium (84,776) • Norman, Okla.

	IOWA STATE	10
	#22 OKLAHOMA	48

NORMAN, Okla. -- Bob Stoops matched Barry Switzer's record for most coaching victories at Oklahoma when the Sooners cruised to a 48-10 victory over Iowa State.

Trevor Knight led the way as Stoops recorded win No. 157 with Oklahoma which closed the game with 45 unanswered points over the final three quarters. The backup quarterback was 8-of-14 passing for 61 yards and rushed for 123 yards and one touchdown.

Iowa State held Oklahoma scoreless in the first quarter and led 10-3 before Jalen Saunders returned a punt 91 yards for a touchdown right before halftime. Damien Williams added 10 carries for 128 yards and two touchdowns for the Sooners.

Knight provided an instant spark after replacing Blake Bell early in the second. Bell was 2-of-5 passing for 10 yards before he appeared to get injured on a fumble with the Sooners trailing 7-0.

Williams scored on a 69-yard touchdown run in the opening minute of the third quarter, lifting Oklahoma to its first lead of the day. Brennan Clay added a 63-yard touchdown later in the third to extend Oklahoma's lead to 27-10.

Score by Quarters	1	2	3	4	Score
Iowa State.....	0	10	0	0	10
Oklahoma.....	0	10	17	21	48

Scoring Summary:

- 2nd 14:18 ISU - Richardson, Sam B. 4 yd run (Netten, Cole kick), 14-69 5:09
- 07:32 OU - Hunnicutt, Mike 22 yd field goal, 15-70 6:46
- 05:52 ISU - Netten, Cole 29 yd field goal, 6-58 1:40
- 01:09 OU - Saunders, Jalen 91 yd punt return (Hunnicutt, Mike kick)
- 3rd 14:17 OU - Williams, Damien 69 yd run (Hunnicutt, Mike kick), 2-75 0:43
- 07:50 OU - Hunnicutt, Mike 32 yd field goal, 12-52 5:25
- 03:59 OU - Clay, Brennan 63 yd run (Hunnicutt, Mike kick), 5-80 1:52
- 4th 14:49 OU - Knight, Trevor 56 yd run (Hunnicutt, Mike kick), 3-84 1:04
- 09:32 OU - Williams, Damien 19 yd run (Hunnicutt, Mike kick), 7-40 2:54
- 03:56 OU - Ripkowski, Aaron 3 yd pass from Thompson, Kendal (Hunnicutt, Mike kick), 8-90 2:46

	ISU	OU
FIRST DOWNS.....	20	21
RUSHES-YARDS (NET).....	34-103	44-405
PASSING YDS (NET).....	188	118
Passes Att-Comp-Int.....	36-22-2	23-12-0
TOTAL OFFENSE PLAYS-YARDS.....	70-291	67-523
Fumble Returns-Yards.....	0-0	0-0
Punt Returns-Yards.....	1-8	3-94
Kickoff Returns-Yards.....	4-70	1-18
Interception Returns-Yards.....	0-0	2-0
Punts (Number-Avg).....	7-39.6	3-46.7
Fumbles-Lost.....	0-0	2-0
Penalties-Yards.....	6-59	6-54
Possession Time.....	30:10	29:50
Third-Down Conversions.....	5 of 14	7 of 15
Fourth-Down Conversions.....	0 of 0	2 of 2
Red-Zone Scores-Chances.....	2-2	4-4
Sacks By: Number-Yards.....	0-0	5-31

RUSHING: Iowa State-Wimberly, Aaron 13-50; Nealy, DeVondrick 6-48; Johnson, Shontrelle 3-16; Richardson, Sam B. 3-11; Woody, Jeff 1-6; Rohach, Grant 8-minus 28. Oklahoma-Williams, Damien 10-128; Knight, Trevor 10-123; Clay, Brennan 7-86; Finch, Roy 10-45; Thompson, Kendal 2-21; Ross, Alex 2-11; Bell, Blake 1-5; team 1-minus 5; Saunders, Jalen 1-minus 9.

PASSING: Iowa State-Rohach, Grant 21-34-2-179; Richardson, Sam B. 1-2-0-9. Oklahoma-Knight, Trevor 8-14-0-61; Bell, Blake 2-5-0-10; Thompson, Kendal 2-4-0-47.

RECEIVING: Iowa State-Bundrage, Quenton 6-66; Bibbs, E.J. 5-34; Coleman, Justin 4-31; Wimberly, Aaron 3-23; Nealy, DeVondrick 2-18; Ecbly, Tad 1-9; Harris, P.J. 1-7. Oklahoma-Bester, LaColtan 4-75; Saunders, Jalen 3-15; Finch, Roy 2-7; Reynolds, Jaz 1-10; Williams, Damien 1-8; Ripkowski, Aaron 1-3.

INTERCEPTIONS: Iowa State-None. Oklahoma-Austin, Dakota 1-0; Hayes, Quentin 1-0.

FUMBLES: Iowa State-None. Oklahoma-team 1-0; Sanchez, Zack 1-0.

SACKS (UA-A): Iowa State-None. Oklahoma-Shannon, Frank 2-0; Grissom, Geneo 0-1; Striker, Eric 1-0; Everett, Kass 0-1; Lynn, Gabe 1-0.

TACKLES (UA-A): Iowa State-Washington, Jacques 7-6; George, Jeremiah 5-5; Morrissey, Cory 4-1; Miller, Jehohn 3-2; Scott, Willie 3-2; Coe, Rodney 3-2; Broomfield, Deon 2-2; Richardson, Sam E. 2-1; Watson, Jansen 2-1; Brackens, Jared 1-2; Rogers, Charlie 1-1; Meyers, Mitchell 1-1; Jensen, Brandon 0-2; Bibbs, E.J. 1-0; Tribune, Nigel 1-0. Oklahoma-Alexander, Dominique 8-3; Shannon, Frank 3-5; Johnson, Cortez 4-3; Striker, Eric 5-1; Thomas, Ahmad 5-1; Lynn, Gabe 3-3; Grissom, Geneo 3-2; Woods, Derrick 2-1; Sanchez, Zack 2-1; Hayes, Quentin 1-2; Austin, Dakota 2-0; Ndulue, Chuka 2-0; Everett, Kass 1-1; Nelson, Chaz 0-2; Taylor, Stanvon 1-0; Wilson, Julian 1-0; Hunnicutt, Mike 1-0; Taylor, Londell 0-1; Tapper, Charles 0-1; Peterson, Torrea 0-1.

11.23.13 • Bill Snyder Family Stadium (52,773) • Manhattan, Kansas

	#22 OKLAHOMA	41
	KANSAS STATE	31

MANHATTAN, Kan. -- Brennan Clay ran for a career-high 200 yards and two touchdowns, leading No. 22 Oklahoma to a 41-31 victory over Kansas State and moving Sooners coach Bob Stoops past Barry Switzer for the most wins in school history.

It was the 158th victory at Oklahoma for Stoops, and it came against his former mentor. Stoops was a defensive assistant under Kansas State coach Bill Snyder from 1989-95.

Freshman Trevor Knight, starting in place of an injured Blake Bell, threw for 171 yards and accounted for two TDs for the Sooners.

Jake Waters threw for 348 yards and accounted for four TDs, but he also threw an interception that the Sooners' Zack Sanchez returned 74 yards for a fourth-quarter score that put the game out of reach.

The Sooners struck first when Knight hit Sterling Shepard from 12 yards out on third-and-goal in the first quarter, but that was about the last pass that Oklahoma called in the first half.

At one point, OU called for runs on 17 of 18 plays, including all 14 on a 98-yard TD drive. Clay and Knight did most of the work, with Knight fooling defensive end Ryan Mueller on a fake handoff and running untouched the final 8 yards for a 14-0 lead.

Oklahoma answered on the ground with Clay scooting to his right, sticking his foot in the turf and turning up field, racing past the secondary for a 64-yard touchdown run.

Score by Quarters	1	2	3	4	Score
Oklahoma.....	7	17	3	14	- 41 Record: (9-2, 6-2)
Kansas State.....	0	21	3	7	- 31 Record: (6-5, 4-4)

Scoring Summary:

- 1st 08:26 OU - Shepard, Sterling. 12 yd pass from Knight, Trevor (Hunnicut, M. kick), 8-64 3:35
- 2nd 10:58 OU - Knight, Trevor 8 yd run (Hunnicut, M. kick), 14-98 6:56
- 10:05 KS - Lockett, Tyler 48 yd pass from Waters, Jake (Patterson, Ian kick), 3-60 0:53
- 05:26 KS - Lockett, Tyler 30 yd pass from Waters, Jake (Patterson, Ian kick), 4-84 1:56
- 04:06 OU - Clay, Brennan 64 yd run (Hunnicut, M. kick), 3-73 1:20
- 03:40 KS - Lockett, Tyler 90 yd pass from Waters, Jake (Patterson, Ian kick), 1-81 0:26
- 00:02 OU - Hunnicutt, M. 30 yd field goal, 12-44 3:38
- 3rd 10:23 OU - Hunnicutt, M. 37 yd field goal, 8-66 4:37
- 05:12 KS - Patterson, Ian 28 yd field goal, 9-60 5:11
- 4th 12:55 OU - Clay, Brennan 3 yd run (Hunnicut, M. kick), 1-3 0:04
- 11:47 OU - Sanchez, Zack 74 yd interception return (Hunnicut, M. kick)
- 06:10 KS - Waters, Jake 1 yd run (Patterson, Ian kick), 12-55 5:37

	OU	KS
FIRST DOWNS.....	22	17
RUSHES-YARDS (NET).....	52-301	22-24
PASSING YDS (NET).....	171	348
Passes Att-Comp-Int.....	21-14-1	29-17-2
TOTAL OFFENSE PLAYS-YARDS.....	73-472	51-372
Fumble Returns-Yards.....	0-0	0-0
Punt Returns-Yards.....	1-30	0-0
Kickoff Returns-Yards.....	4-78	5-162
Interception Returns-Yards...	2-74	1-21
Punts (Number-Avg).....	3-39.7	4-34.2
Fumbles-Lost.....	2-0	0-0
Penalties-Yards.....	5-52	4-24
Possession Time.....	35:07	24:53
Third-Down Conversions.....	9 of 15	3 of 9
Fourth-Down Conversions.....	1 of 1	0 of 0
Red-Zone Scores-Chances.....	5-5	2-2
Sacks By: Number-Yards.....	3-22	1-5

RUSHING: Oklahoma-Clay, Brennan 31-200; Knight, Trevor 14-82; Finch, Roy 6-21; team 1-minus 2. Kansas State-Hubert, John 9-17; Thompson, T. 2-17; Sams, Daniel 3-7; Waters, Jake 8-minus 17.

PASSING: Oklahoma-Knight, Trevor 14-20-1-171; team 0-1-0-0. Kansas State-Waters, Jake 17-29-2-348.

RECEIVING: Oklahoma-Saunders, Jalen 7-95; Shepard, S. 4-37; Neal, Durrone 2-31; Reynolds, Jaz 1-8. Kansas State-Lockett, Tyler 12-278; Thompson, T. 3-54; Sexton, Curry 1-12; Miller, Torell 1-4.

INTERCEPTIONS: Oklahoma-Sanchez, Zack 1-74; Hayes, Quentin 1-0. Kansas State-Evans, Randall 1-21.

FUMBLES: Oklahoma-Saunders, Jalen 2-0. Kansas State-None.

SACKS (UA-A): Oklahoma-Lynn, Gabe 1-0; Grissom, Geneo 1-0; Nelson, Chaz 1-0. Kansas State-Slaughter, B. 1-0.

TACKLES (UA-A): Oklahoma-Hayes, Quentin 6-1; Colvin, Aaron 5-0; Lynn, Gabe 4-1; Sanchez, Zack 4-0; Shannon, Frank 3-0; Alexander, D. 3-0; Wilson, Julian 2-0; Johnson, Cortez 2-0; Wade, Jordan 2-0; Tapper, Charles 1-1; Taylor, Londell 1-0; Clay, Brennan 1-0; Grissom, Geneo 1-0; Nelson, Chaz 1-0; Everett, Kass 1-0; Striker, Eric 0-1. Kansas State-Truman, J. 8-5; Barnett, Dante 9-3; Slaughter, B. 5-4; Mueller, Ryan 5-0; Schellenberg, D. 4-1; Roberts, D. 4-0; Evans, Randall 3-0; Daily, Kip 2-0; Britz, Travis 1-1; Davis, Will 1-0; Finau, Alana 1-0; Patterson, Ian 1-0; Brown, Chris 1-0; Hiebert, Weston 1-0; Sexton, Curry 0-1; Reed, Chaquil 0-1.

12.7.13 • Boone Pickens Stadium (58,520) • Stillwater, Oklahoma

	#18 OKLAHOMA	33
	#6 OKLAHOMA STATE	24

STILLWATER, Okla. -- Blake Bell saved his best moment for his last, throwing a seven-yard touchdown pass to Jalen Saunders with 19 seconds remaining to help No. 18 Oklahoma spoil rival Oklahoma State's Big 12 championship and BCS bowl game hopes with a 33-24 win.

Bell, playing in place of Trevor Knight who was injured at the end of the first half, led the Sooners on the game-winning 66-yard march -- going 5-of-8 for 57 yards on the drive. Eric Striker ended the game by recovering a fumble for a touchdown for Oklahoma, which has now won at least 10 games in four straight seasons.

The Cowboys appeared to have their spot in a BCS bowl game secured when Desmond Roland scored on a one-yard touchdown run with 1:46 remaining to put Oklahoma State up 24-20.

Bell, however, had other plans. The junior, who was injured at Baylor, rallied the Sooners down the field and capping the drive with his touchdown pass to Saunders in the corner of the end zone of a frigid Boone Pickens Stadium.

The Sooners, who had already scored on a punt return for a touchdown by Jalen Saunders, continued their special-teams' mastery on fake field goal attempt. Holder Grant Bothun darted to the left before finding kicker Michael Hunnicutt for an eight-yard touchdown pass to tie the game at 17-17. Hunnicutt also kicked a pair of field goals in the win.

Score by Quarters	1	2	3	4	Score
Oklahoma.....	7	3	7	16	- 33 Record: (10-2, 7-2)
Oklahoma State..	7	3	7	7	- 24 Record: (10-2, 7-2)

Scoring Summary:

- 1st 04:00 OSU - Roland, Desmond 1 yd run (Grogan, Ben kick), 10-99 3:49
- 00:18 OU - Saunders, Jalen 64 yd punt return (Hunnicut, M. kick)
- 2nd 08:40 OSU - Grogan, Ben 41 yd field goal, 5-17 1:34
- 00:38 OU - Hunnicutt, M. 21 yd field goal, 15-60 8:02
- 3rd 13:18 OSU - Roland, Desmond 15 yd pass from Chelf, Clint (Grogan, Ben kick), 6-82 1:32
- 02:35 OU - Hunnicutt, M. 8 yd pass from Bothun, Grant (Hunnicut, M. kick), 7-60 2:09
- 4th 10:01 OU - Hunnicutt, M. 39 yd field goal, 12-53 5:30
- 01:46 OSU - Roland, Desmond 1 yd run (Grogan, Ben kick), 7-89 2:41
- 00:19 OU - Saunders, Jalen 7 yd pass from Bell, Blake (Hunnicut, M. kick), 8-66 1:27
- 00:00 OU - Striker, Eric 3 yd fumble recovery

	OU	OSU
FIRST DOWNS.....	19	19
RUSHES-YARDS (NET).....	40-165	35-200
PASSING YDS (NET).....	193	200
Passes Att-Comp-Int.....	33-16-1	35-19-1
TOTAL OFFENSE PLAYS-YARDS.....	73-358	70-400
Fumble Returns-Yards.....	1-3	0-0
Punt Returns-Yards.....	3-71	0-0
Kickoff Returns-Yards.....	4-86	4-69
Interception Returns-Yards...	1-0	1-8
Punts (Number-Avg).....	8-36.1	7-37.1
Fumbles-Lost.....	2-0	1-1
Penalties-Yards.....	5-59	7-59
Possession Time.....	34:20	25:40
Third-Down Conversions.....	2 of 15	2 of 13
Fourth-Down Conversions.....	3 of 3	0 of 1
Red-Zone Scores-Chances.....	3-3	3-4
Sacks By: Number-Yards.....	1-7	0-0

RUSHING: Oklahoma-Clay, Brennan 24-70; Saunders, Jalen 2-49; Knight, Trevor 11-47; Finch, Roy 1-0; Thompson, K. 2-minus 1. Oklahoma State-Roland, Desmond 21-144; Smith, Jeremy 7-42; Chelf, Clint 5-16; Staley, Kye 1-0; TEAM 1-minus 2.

PASSING: Oklahoma-Bell, Blake 10-16-0-140; Thompson, K. 2-9-1-17; Knight, Trevor 3-7-0-28; Bothun, Grant 1-1-0-8. Oklahoma State-Chelf, Clint 19-35-1-200.

RECEIVING: Oklahoma-Shepard, S. 7-112; Saunders, Jalen 5-39; Green, Brannon 1-16; Clay, Brennan 1-10; Bester, L. 1-8; Hunnicutt, M. 1-8. Oklahoma State-Stewart, Josh 7-68; Seales, Jhajuan 4-36; Moore, Tracy 2-43; Smith, Jeremy 2-minus 4; Roland, Desmond 2-minus 8; Sheperd, B. 1-38; Moore, Charlie 1-27.

INTERCEPTIONS: Oklahoma-Wilson, Julian 1-0. Oklahoma State-Peterson, Kevin 1-minus 8.

FUMBLES: Oklahoma-Knight, Trevor 2-0. Oklahoma State-Roland, Desmond 1-1.

SACKS (UA-A): Oklahoma-Tapper, Charles 1-0. Oklahoma State-None.

TACKLES (UA-A): Oklahoma-Alexander, D. 5-5; Shannon, Frank 5-1; Ndulue, Chuka 5-1; Tapper, Charles 3-3; Lynn, Gabe 2-4; Hayes, Quentin 3-2; Sanchez, Zack 2-3; Wilson, Julian 2-1; Lindley, P.L. 2-0; Everett, Kass 2-0; Colvin, Aaron 2-0; Gastelum, Caleb 1-1; Striker, Eric 1-0; Thomas, Ahmad 1-0; Austin, Dakota 1-0; Bester, L. 1-0; Grissom, Geneo 0-1. Oklahoma State-Lowe, Daytawion 8-1; Simmons, Ryan 6-2; Lewis, Shaun 6-1; Johnson, L. 6-1; Lavey, Caleb 4-1; Johnson, Tyler 3-1; Gilbert, Justin 3-0; Mitchell, Joe 2-1; Castleman, J. 2-0; Sterns, Jordan 1-1; Craig, Zack 1-1; Bean, Jimmy 1-0; Smith, Kip 1-0; Wren, Sam 1-0; Suter, Andrew 1-0; Imade, Deion 1-0; Lampkin, Ashton 1-0; Ramacher, D. 0-1; Hautau, Ofa 0-1; Barnett, Calvin 0-1; Ogbah, Emmanuel 0-1.

2013 Oklahoma Football
Oklahoma Overall Team Statistics (as of Dec 13, 2013)
All games

Team Statistics	OU	OPP
SCORING	382	256
Points Per Game	31.8	21.3
FIRST DOWNS	256	213
Rushing	147	82
Passing	92	108
Penalty	17	23
RUSHING YARDAGE	2830	1660
Yards gained rushing	3093	1925
Yards lost rushing	263	265
Rushing Attempts	529	402
Average Per Rush	5.3	4.1
Average Per Game	235.8	138.3
TDs Rushing	18	15
PASSING YARDAGE	2240	2376
Comp-Att-Int	193-339-10	206-379-14
Average Per Pass	6.6	6.3
Average Per Catch	11.6	11.5
Average Per Game	186.7	198.0
TDs Passing	20	15
TOTAL OFFENSE	5070	4036
Total Plays	868	781
Average Per Play	5.8	5.2
Average Per Game	422.5	336.3
KICK RETURNS: #-Yards	29-660	31-734
PUNT RETURNS: #-Yards	21-320	18-294
INT RETURNS: #-Yards	14-209	10-97
KICK RETURN AVERAGE	22.8	23.7
PUNT RETURN AVERAGE	15.2	16.3
INT RETURN AVERAGE	14.9	9.7
FUMBLES-LOST	16-5	11-6
PENALTIES-Yards	76-628	67-587
Average Per Game	52.3	48.9
PUNTS-Yards	61-2492	72-2875
Average Per Punt	40.9	39.9
Net punt average	34.4	34.4
KICKOFFS-Yards	77-4819	55-3305
Average Per Kick	62.6	60.1
Net kick average	45.1	37.2
TIME OF POSSESSION/Game	32:25	27:35
3RD-DOWN Conversions	70/180	54/166
3rd-Down Pct	39%	33%
4TH-DOWN Conversions	10/15	5/14
4th-Down Pct	67%	36%
SACKS BY-Yards	26-150	14-104
MISC YARDS	-12	0
TOUCHDOWNS SCORED	44	32
FIELD GOALS-ATTEMPTS	23-26	12-14
ON-SIDE KICKS	0-0	1-2
RED-ZONE SCORES	(45-52) 87%	(28-31) 90%
RED-ZONE TOUCHDOWNS	(26-52) 50%	(19-31) 61%
PAT-ATTEMPTS	(41-42) 98%	(28-31) 90%
ATTENDANCE	508334	283738
Games/Avg Per Game	6/84722	5/56748
Neutral Site Games		1/92500

Score by Quarters	1st	2nd	3rd	4th	OT	Total
Oklahoma	47	131	92	112	0	382
Opponents	55	74	73	54	0	256

2013 Oklahoma Football
Oklahoma Overall Individual Statistics (as of Dec 13, 2013)
All games

<u>Rushing</u>	<u>gp</u>	<u>att</u>	<u>gain</u>	<u>loss</u>	<u>net</u>	<u>avg</u>	<u>td</u>	<u>lg</u>	<u>avg/g</u>
Clay, Brennan	12	158	957	44	913	5.8	6	76	76.1
Williams, Dam.	9	114	566	13	553	4.9	7	69	61.4
Knight, Trevor	7	62	473	35	438	7.1	2	56	62.6
Finch, Roy	12	59	368	21	347	5.9	0	48	28.9
Bell, Blake	11	75	350	95	255	3.4	0	27	23.2
Ford, Keith	9	20	119	0	119	5.9	1	23	13.2
Millard, Trey	8	17	100	3	97	5.7	1	33	12.1
Saunders, Jalen	12	4	49	9	40	10.0	0	37	3.3
Bester, L.	11	1	35	0	35	35.0	1	35	3.2
Shepard, S.	11	3	33	3	30	10.0	0	24	2.7
Thompson, K.	2	4	24	4	20	5.0	0	12	10.0
Ross, Alex	10	3	19	0	19	6.3	0	8	1.9
team	10	9	0	36	-36	-4.0	0	0	-3.6
Total	12	529	3093	263	2830	5.3	18	76	235.8
Opponents	12	402	1925	265	1660	4.1	15	80	138.3

<u>Passing</u>	<u>gp</u>	<u>effic</u>	<u>comp-att-int</u>	<u>pct</u>	<u>yds</u>	<u>td</u>	<u>lg</u>	<u>avg/g</u>
Bell, Blake	11	132.20	140-233-5	60.1	1648	12	82	149.8
Knight, Trevor	7	105.63	47-90-4	52.2	471	5	48	67.3
Thompson, K.	2	82.12	4-13-1	30.8	64	1	44	32.0
Bester, L.	11	841.60	1-1-0	100.0	49	1	49	4.5
team	10	0.00	0-1-0	0.0	0	0	0	0.0
Bothun, Grant	12	497.20	1-1-0	100.0	8	1	8	0.7
Total	12	126.01	193-339-10	56.9	2240	20	82	186.7
Opponents	12	112.69	206-379-14	54.4	2376	15	90	198.0

<u>Receiving</u>	<u>gp</u>	<u>no.</u>	<u>yds</u>	<u>avg</u>	<u>td</u>	<u>lg</u>	<u>avg/g</u>
Saunders, Jalen	12	56	654	11.7	6	76	54.5
Shepard, S.	11	44	540	12.3	6	57	49.1
Bester, L.	11	21	287	13.7	1	47	26.1
Neal, Durrton	12	13	176	13.5	0	41	14.7
Reynolds, Jaz	11	12	202	16.8	1	82	18.4
Millard, Trey	8	11	78	7.1	1	29	9.8
Finch, Roy	12	10	73	7.3	2	29	6.1
Williams, Dam.	9	9	90	10.0	0	30	10.0
Clay, Brennan	12	9	63	7.0	0	13	5.2
Bennett, Austin	7	2	23	11.5	0	12	3.3
Metoyer, Trey	4	2	18	9.0	1	13	4.5
Green, Brannon	12	1	16	16.0	0	16	1.3
Woods, Derrick	10	1	9	9.0	0	9	0.9
Hunnicut, M.	12	1	8	8.0	1	8	0.7
Ripkowski, A.	12	1	3	3.0	1	3	0.2
Total	12	193	2240	11.6	20	82	186.7
Opponents	12	206	2376	11.5	15	90	198.0

<u>Punt Returns</u>	<u>no.</u>	<u>yds</u>	<u>avg</u>	<u>td</u>	<u>lg</u>
Saunders, Jalen	18	302	16.8	2	91
Dimon, Matt	1	14	14.0	0	0
Sanchez, Zack	1	2	2.0	0	0
Thomas, Ahmad	1	2	2.0	0	2
Total	21	320	15.2	2	91
Opponents	18	294	16.3	1	85

<u>Interceptions</u>	<u>no.</u>	<u>yds</u>	<u>avg</u>	<u>td</u>	<u>lg</u>
Wilson, Julian	3	0	0.0	0	0
Lynn, Gabe	3	40	13.3	0	31
Hayes, Quentin	2	0	0.0	0	0
Colvin, Aaron	1	0	0.0	0	0
Austin, Dakota	1	0	0.0	0	0
Grissom, Geneo	1	54	54.0	1	54
Shannon, Frank	1	17	17.0	0	17
Sanchez, Zack	1	74	74.0	1	74
Nelson, Corey	1	24	24.0	1	24
Total	14	209	14.9	3	74
Opponents	10	97	9.7	1	42

<u>Kick Returns</u>	<u>no.</u>	<u>yds</u>	<u>avg</u>	<u>td</u>	<u>lg</u>
Finch, Roy	14	385	27.5	0	73
Clay, Brennan	6	83	13.8	0	22
Franks, Trey	5	118	23.6	0	40
Green, Brannon	1	8	8.0	0	8
Millard, Trey	1	11	11.0	0	11
team	1	0	0.0	0	0
Saunders, Jalen	1	55	55.0	0	55
Total	29	660	22.8	0	73
Opponents	31	734	23.7	0	51

<u>Fumble Returns</u>	<u>no.</u>	<u>yds</u>	<u>avg</u>	<u>td</u>	<u>lg</u>
Striker, Eric	1	3	3.0	1	3
Lynn, Gabe	1	27	27.0	0	27
Total	2	30	15.0	1	27
Opponents	0	0	0.0	0	0

2013 Oklahoma Football Oklahoma Overall Individual Statistics (as of Dec 13, 2013) All games

Scoring	td	fg	PAT				dxp	saf	pts	Total Offense	g	plays	rush	pass	total	avg/g
			kick	rush	rcv	pass										
Hunnicutt, M.	1	23-26	41-42	-	-	-	-	-	116	Bell, Blake	11	308	255	1648	1903	173.0
Saunders, Jalen	8	-	-	-	-	-	-	-	48	Clay, Brennan	12	158	913	0	913	76.1
Williams, Dam.	7	-	-	-	-	-	-	-	42	Knight, Trevor	7	152	438	471	909	129.9
Shepard, S.	6	-	-	-	1	-	-	-	38	Williams, Dam.	9	114	553	0	553	61.4
Clay, Brennan	6	-	-	-	-	-	-	-	36	Finch, Roy	12	59	347	0	347	28.9
Millard, Trey	2	-	-	-	-	-	-	-	12	Ford, Keith	9	20	119	0	119	13.2
Bester, L.	2	-	-	-	-	-	-	-	12	Millard, Trey	8	17	97	0	97	12.1
Knight, Trevor	2	-	-	-	-	-	-	-	12	Bester, L.	11	2	35	49	84	7.6
Finch, Roy	2	-	-	-	-	-	-	-	12	Thompson, K.	2	17	20	64	84	42.0
Ford, Keith	1	-	-	-	-	-	-	-	6	Saunders, Jalen	12	4	40	0	40	3.3
Ripkowski, A.	1	-	-	-	-	-	-	-	6	Shepard, S.	11	3	30	0	30	2.7
Metoyer, Trey	1	-	-	-	-	-	-	-	6	Ross, Alex	10	3	19	0	19	1.9
Nelson, Corey	1	-	-	-	-	-	-	-	6	Bothun, Grant	12	1	0	8	8	0.7
Sanchez, Zack	1	-	-	-	-	-	-	-	6	team	10	10	-36	0	-36	-3.6
Reynolds, Jaz	1	-	-	-	-	-	-	-	6	Total	12	868	2830	2240	5070	422.5
Grissom, Geneo	1	-	-	-	-	-	-	-	6	Opponents	12	781	1660	2376	4036	336.3
Striker, Eric	1	-	-	-	-	-	-	-	6							
team	-	-	-	-	-	-	-	2	4							
Colvin, Aaron	-	-	-	-	-	-	1	-	2							
Bell, Blake	-	-	-	-	-	1-1	-	-	0							
Total	44	23-26	41-42	-	1	1-1	1	2	382							
Opponents	32	12-14	28-31	-	-	0-1	-	-	256							

Field Goals	fg	pct.	01-19	20-29	30-39	40-49	50-99	lg	blk	Punting	no.	yds	avg	lg	tb	fc	i20	50+	blk	
Hunnicutt, M.	23-26	88.5	1-1	6-6	14-15	2-3	0-1	44	1	Barnett, Jed	59	2457	41.6	56	5	20	21	9	1	
										team	2	35	17.5	35	0	0	0	0	1	
										Total	61	2492	40.9	56	5	20	21	9	2	
										Opponents	72	2875	39.9	61	4	27	22	13	1	
										Kickoffs	no.	yds	avg	tb	ob	retn	net	ydln		
										Hodgson, Nick	61	3922	64.3	40	2					
										Hunnicutt, M.	16	897	56.1	2	1					
										Total	77	4819	62.6	42	3	23.7	39.4	25		
										Opponents	55	3305	60.1	24	3	22.8	37.2	27		

Numbers in (parentheses) indicate field goal was made.

2013 Oklahoma Football
Oklahoma Overall Individual Statistics (as of Dec 13, 2013)
All games

All Purpose	g	rush	rcv	pr	kr	ir	total	avg/g
Clay, Brennan	12	913	63	0	83	0	1059	88.2
Saunders, Jalen	12	40	654	302	55	0	1051	87.6
Finch, Roy	12	347	73	0	385	0	805	67.1
Williams, Dam.	9	553	90	0	0	0	643	71.4
Shepard, S.	11	30	540	0	0	0	570	51.8
Knight, Trevor	7	438	0	0	0	0	438	62.6
Bester, L.	11	35	287	0	0	0	322	29.3
Bell, Blake	11	255	0	0	0	0	255	23.2
Reynolds, Jaz	11	0	202	0	0	0	202	18.4
Millard, Trey	8	97	78	0	11	0	186	23.2
Neal, Durrton	12	0	176	0	0	0	176	14.7
Ford, Keith	9	119	0	0	0	0	119	13.2
Franks, Trey	11	0	0	0	118	0	118	10.7
Sanchez, Zack	12	0	0	2	0	74	76	6.3
Grissom, Geneo	12	0	0	0	0	54	54	4.5
Lynn, Gabe	12	0	0	0	0	40	40	3.3
Nelson, Corey	5	0	0	0	0	24	24	4.8
Green, Brannon	12	0	16	0	8	0	24	2.0
Bennett, Austin	7	0	23	0	0	0	23	3.3
Thompson, K.	2	20	0	0	0	0	20	10.0
Ross, Alex	10	19	0	0	0	0	19	1.9
Metoyer, Trey	4	0	18	0	0	0	18	4.5
Shannon, Frank	12	0	0	0	0	17	17	1.4
Dimon, Matt	11	0	0	14	0	0	14	1.3
Woods, Derrick	10	0	9	0	0	0	9	0.9
Hunnicut, M.	12	0	8	0	0	0	8	0.7
Ripkowski, A.	12	0	3	0	0	0	3	0.2
Thomas, Ahmad	11	0	0	2	0	0	2	0.2
team	10	-36	0	0	0	0	-36	-3.6
Total	12	2830	2240	320	660	209	6259	521.6
Opponents	12	1660	2376	294	734	97	5161	430.1

2013 Oklahoma Football Oklahoma Overall Defensive Statistics (as of Dec 13, 2013) All games

#	Defensive Leaders	gp	Tackles			tfl/yds	Sacks no-yds	Pass defense			Fumbles		blkd	
			ua	a	tot			int-yds	brup	qbh	rcv-yds	ff	kick	saf
20	Shannon, Frank	12	50	35	85	7.0-24	2.0-13	1-17	.	3	.	1	.	.
42	Alexander, D.	12	46	29	75	3.5-4	1.0-1	.	1	2	.	1	.	.
1H	Hayes, Quentin	12	41	29	70	4.0-12	1.0-7	2-0	6	.	.	2	.	.
9L	Lynn, Gabe	12	33	19	52	2.5-15	2.0-12	3-40	3	.	1-27	.	.	.
14	Colvin, Aaron	10	39	10	49	5.0-11	1.0-3	1-0	3	.	1-0	.	.	.
91	Tapper, Charles	12	22	25	47	9.0-40	5.5-31	.	1	8
15	Sanchez, Zack	12	30	13	43	0.5-1	.	1-74	12
19	Striker, Eric	12	21	22	43	7.5-41	3.5-25	.	3	7	1-3	.	.	.
85	Grissom, Geneo	12	20	18	38	6.5-25	2.0-13	1-54	3
98	Ndulue, Chuka	11	18	19	37	4.5-19	2.0-16	.	.	.	1-0	.	.	.
7N	Nelson, Corey	5	13	14	27	3.0-6	1.0-1	1-24	4	3
2	Wilson, Julian	12	17	6	23	4.5-18	.	3-0	3	1
2J	Johnson, Cortez	9	8	8	16	.	.	.	1
93	Wade, Jordan	11	6	8	14	1.0-1	1.0-1	2	.
26	Evans, Jordan	8	6	6	12	0.5-0	.	.	1
23	Everett, Kass	11	9	2	11	2.5-14	1.5-12	1	.	.
40	Lindley, P.L.	9	5	4	9	1-0	.	.	.
13	Thomas, Ahmad	11	7	2	9	1.0-1
80	Phillips, J.	4	2	5	7	2.0-8	1.5-7	.	1	1
7	Franks, Trey	11	5	1	6	1-0	.	.	.
25	Franklin, Aaron	10	4	1	5
45	Gastelum, Caleb	12	4	1	5
11	Bester, L.	11	4	1	5
90	Dimon, Matt	11	3	2	5	1	.
12	Woods, Derrick	10	3	1	4
27	Austin, Dakota	4	3	1	4	.	.	1-0
99	Nelson, Chaz	12	1	3	4	1.0-8	1.0-8	.	.	1
6	Taylor, Stanvon	12	4	.	4	.	.	.	2
94	Peterson, T.	7	1	3	4	0.5-1
4	Byrd, Hatari	5	1	2	3
95	Russell, Quincy	2	.	3	3	1
33	Millard, Trey	8	2	.	2
24	Clay, Brennan	12	2	.	2
21	Ford, Keith	9	1	1	2
31	Taylor, Londell	9	1	1	2
18	Hunnicutt, M.	12	1	1	2
78	Marrs, Kyle	10	1	.	1
53	Feo, Tony	11	1	.	1
50	Woods, Austin	12	.	1	1
3	Shepard, S.	11	1	.	1
2	Williams, Dam.	9	1	.	1
22	Finch, Roy	12	1	.	1
39	Hodgson, Nick	12	1	.	1
1M	Moore, LJ	2	.	1	1
TM	team	10	2
Total		12	439	298	737	66-249	26-150	14-209	44	27	6-30	5	3	2
Opponents		12	496	384	880	68-259	14-104	10-97	33	27	5-0	11	3	.

2013 Oklahoma Football Oklahoma Team Game-by-Game (as of Dec 13, 2013) All games

TEAM STATISTICS

Date	Opponent	Rushing				Receiving				Passing				Kick Returns				Punt Returns				tot off		
		no.	yds	td	lg	no.	yds	td	lg	cmp	att	int	yds	td	lg	no.	yds	td	lg	no.	yds		td	lg
Aug 31	ULM	50	305	1	24	14	124	3	18	14	33	1	124	3	18	0	0	0	0	4	55	0	45	429
Sep 07	WEST VIRGINIA	57	316	0	34	10	119	1	32	10	21	2	119	1	32	1	20	0	20	3	25	0	17	435
Sep 14	TULSA	44	194	2	48	27	413	4	82	27	37	0	413	4	82	2	52	0	28	1	28	0	28	607
Sep 28	at Notre Dame	42	212	1	30	23	238	2	54	23	31	0	238	2	54	3	75	0	40	1	1	0	1	450
Oct 05	TCU	38	203	2	76	20	152	0	19	20	31	0	152	0	19	1	0	0	0	1	0	0	0	355
Oct 12	vs Texas	33	130	1	24	12	133	0	47	12	26	2	133	0	47	2	97	0	73	0	0	0	0	263
Oct 19	at Kansas	45	235	1	33	16	180	3	49	16	26	1	180	3	49	2	40	0	29	3	15	0	2	415
Oct 26	TEXAS TECH	50	277	3	35	14	249	2	76	14	22	0	249	2	76	3	68	0	35	0	0	0	0	526
Nov 07	at Baylor	34	87	0	23	15	150	1	28	15	35	2	150	1	28	6	126	0	55	1	1	0	1	237
Nov 16	IOWA STATE	44	405	4	69	12	118	1	44	12	23	0	118	1	44	1	18	0	18	3	94	1	91	523
Nov 23	at Kansas State	52	301	3	64	14	171	1	48	14	21	1	171	1	48	4	78	0	42	1	30	0	30	472
Dec 07	at Oklahoma State	40	165	0	37	16	193	2	57	16	33	1	193	2	57	4	86	0	30	3	71	1	64	358
Oklahoma		529	2830	18	76	193	2240	20	82	193	339	10	2240	20	82	29	660	0	73	21	320	2	91	5070
		402	1660	15	80	206	2376	15	90	206	379	14	2376	15	90	31	734	0	51	18	294	1	85	4036

Games played: 12
 Avg per rush: 5.3
 Avg per catch: 11.6
 Pass efficiency: 126.01
 Kick ret avg: 22.8
 Punt ret avg: 15.2
 All purpose avg/game: 521.6
 Total offense avg/gm: 422.5

Date	Opponent	Tackles				Sacks no-yds	Fumble		Pass Defense			Blkd kick	PAT Attempts			saf	pts	
		ua	a	total	tfl-yds		ff	fr-yds	int-yds	qbh	brup		kick	rush	rcv			
Aug 31	ULM	29	14	43	4.0-9	1.0-1	0	0-0	1-0	6	4	0	4-4	0	0	0	0	34
Sep 07	WEST VIRGINIA	29	30	59	3.0-17	1.0-9	2	3-27	1-6	4	3	0	1-1	0	0	0	0	16
Sep 14	TULSA	29	38	67	5.0-11	1.0-4	0	0-0	1-31	0	6	0	6-6	0	0	0	0	51
Sep 28	at Notre Dame	23	24	47	4.0-20	1.0-5	0	0-0	3-41	5	6	0	3-3	0	1	0	0	35
Oct 05	TCU	30	22	52	7.0-22	4.0-15	0	0-0	0-0	1	5	0	2-2	0	0	0	0	20
Oct 12	vs Texas	48	52	100	7.0-14	0.0-0	1	1-0	1-54	1	1	1	2-2	0	0	0	0	20
Oct 19	at Kansas	31	26	57	7.0-27	3.0-19	0	0-0	0-0	0	5	2	3-4	0	0	1	0	34
Oct 26	TEXAS TECH	46	24	70	4.0-31	3.0-26	1	1-0	2-3	4	5	0	5-5	0	0	0	0	38
Nov 07	at Baylor	55	14	69	9.0-21	3.0-11	1	0-0	0-0	3	2	0	1-1	0	0	1	12	
Nov 16	IOWA STATE	44	28	72	9.0-40	5.0-31	0	0-0	2-0	0	1	0	6-6	0	0	0	0	48
Nov 23	at Kansas State	37	4	41	5.0-29	3.0-22	0	0-0	2-74	0	2	0	5-5	0	0	0	0	41
Dec 07	at Oklahoma State	38	22	60	2.0-8	1.0-7	0	1-3	1-0	3	4	0	3-3	0	0	0	0	33
Oklahoma		439	298	737	66.0-249	26.0-150	5	6-30	14-209	27	44	3	41-42	0	1	2	382	
		496	384	880	68.0-259	15.0-122	11	5-0	10-97	27	33	3	28-31	0	0	0	256	

Date	Opponent	Punting									Field Goals			Kickoffs				
		no.	yds	avg	long	blkd	tb	fc	50+	i20	md-att	long	blkd	no.	yds	avg	tb	ob
Aug 31	ULM	7	305	43.6	54	0	0	5	1	4	2-2	41	0	7	455	65.0	7	0
Sep 07	WEST VIRGINIA	5	223	44.6	50	0	0	4	2	3	3-4	44	0	5	323	64.6	2	0
Sep 14	TULSA	1	45	45.0	45	0	0	0	0	0	3-3	36	0	10	644	64.4	6	1
Sep 28	at Notre Dame	5	210	42.0	49	0	2	2	0	0	2-2	27	0	7	450	64.3	6	0
Oct 05	TCU	7	256	36.6	49	0	0	1	0	2	2-2	39	0	4	254	63.5	3	0
Oct 12	vs Texas	6	278	46.3	52	0	0	1	2	1	2-2	37	0	5	321	64.2	4	0
Oct 19	at Kansas	5	141	28.2	44	1	0	2	0	2	1-1	37	0	6	383	63.8	2	1
Oct 26	TEXAS TECH	4	198	49.5	56	0	0	0	1	2	1-2	37	1	7	450	64.3	4	0
Nov 07	at Baylor	7	288	41.1	55	0	1	2	1	2	1-2	22	0	3	188	62.7	0	0
Nov 16	IOWA STATE	3	140	46.7	54	0	1	1	2	0	2-2	32	0	9	549	61.0	5	0
Nov 23	at Kansas State	3	119	39.7	47	0	1	0	0	2	2-2	37	0	8	466	58.2	2	0
Dec 07	at Oklahoma State	8	289	36.1	42	1	0	2	0	3	2-2	39	0	6	336	56.0	1	1
Oklahoma		61	2492	40.9	56	2	5	20	9	21	23-26	44	1	77	4819	62.6	42	3
		72	2875	39.9	61	1	4	27	13	22	12-14	50	0	55	3305	60.1	24	3

2013 Oklahoma Football Oklahoma Opponent Game-by-Game (as of Dec 13, 2013) All games

OPPONENT STATISTICS

Date	Opponent	Rushing				Receiving				Passing				Kick Returns				Punt Returns				tot off
		no.	yds	td	lg	no.	yds	td	lg	cmp-att-int	yds	td	lg	no.	yds	td	lg	no.	yds	td	lg	
Aug 31	ULM	22	38	0	6	20	128	0	14	20-39-1	128	0	14	0	0	0	0	0	0	0	0	166
Sep 07	WEST VIRGINIA	24	169	1	75	21	218	0	33	21-41-1	218	0	33	3	45	0	26	1	-2	0	0	387
Sep 14	TULSA	31	95	2	22	17	226	0	35	17-33-1	226	0	35	3	69	0	29	1	77	0	77	321
Sep 28	at Notre Dame	29	220	1	80	9	104	2	30	9-25-3	104	2	30	1	29	0	29	1	1	0	1	324
Oct 05	TCU	27	44	2	12	16	166	0	45	16-26-0	166	0	45	1	18	0	18	4	16	0	11	210
Oct 12	vs Texas	60	255	0	38	13	190	2	59	13-22-1	190	2	59	1	29	0	23	5	124	1	85	445
Oct 19	at Kansas	39	185	2	38	5	16	1	10	5-13-0	16	1	10	3	70	0	29	1	12	0	0	201
Oct 26	TEXAS TECH	25	72	1	19	34	388	3	45	34-54-2	388	3	45	3	72	0	28	3	57	0	32	460
Nov 07	at Baylor	54	255	2	39	13	204	3	39	13-26-0	204	3	39	3	101	0	51	1	1	0	1	459
Nov 16	IOWA STATE	34	103	1	22	22	188	0	22	22-36-2	188	0	22	4	70	0	25	1	8	0	8	291
Nov 23	at Kansas State	22	24	1	15	17	348	3	90	17-29-2	348	3	90	5	162	0	46	0	0	0	0	372
Dec 07	at Oklahoma State	35	200	2	51	19	200	1	38	19-35-1	200	1	38	4	69	0	23	0	0	0	0	400
Opponents		402	1660	15	80	206	2376	15	90	206-379-14	2376	15	90	31	734	0	51	18	294	1	85	4036
		529	2830	18	76	193	2240	20	82	193-339-10	2240	20	82	29	660	0	73	21	320	2	91	5070

Games played: 12
 Avg per rush: 4.1
 Avg per catch: 11.5
 Pass efficiency: 112.69
 Kick ret avg: 23.7
 Punt ret avg: 16.3
 All purpose avg/game: 430.1
 Total offense avg/gm: 336.3

Date	Opponent	Tackles			fll-yds	Sacks no-yds	Fumble		Pass Defense			Blkd kick	PAT Attempts			saf	pts
		ua	a	total			ff	fr-yds	int-yds	qbh	brup		kick	rush	rcv		
Aug 31	ULM	43	38	81	3.0-17	2.0-14	1	0-0	1-0	1	5	0	0-0	0	0	0	0
Sep 07	WEST VIRGINIA	52	34	86	10.0-49	1.0-24	3	2-0	2-11	1	3	0	1-1	0	0	0	7
Sep 14	TULSA	49	38	87	6.0-22	1.0-6	0	0-0	0-0	0	4	0	2-2	0	0	0	20
Sep 28	at Notre Dame	33	50	83	3.0-10	0.0-0	0	0-0	0-0	3	1	0	3-3	0	0	0	21
Oct 05	TCU	38	30	68	7.0-30	3.0-23	1	1-0	0-0	3	2	0	2-2	0	0	0	17
Oct 12	vs Texas	25	42	67	7.0-38	4.0-35	0	0-0	2-31	5	4	0	3-4	0	0	0	36
Oct 19	at Kansas	45	28	73	9.0-35	1.0-14	1	1-0	1-0	2	1	1	1-3	0	0	0	19
Oct 26	TEXAS TECH	37	48	85	4.0-9	0.0-0	2	1-0	0-0	2	1	1	3-3	0	0	0	30
Nov 07	at Baylor	44	18	62	7.0-10	1.0-1	0	0-0	2-42	5	7	0	5-5	0	0	0	41
Nov 16	IOWA STATE	36	28	64	3.0-12	0.0-0	0	0-0	0-0	1	1	0	1-1	0	0	0	10
Nov 23	at Kansas State	46	16	62	5.0-19	1.0-5	2	0-0	1-21	0	0	0	4-4	0	0	0	31
Dec 07	at Oklahoma State	48	14	62	4.0-8	0.0-0	1	0-0	1-8	4	4	1	3-3	0	0	0	24
Opponents		496	384	880	68.0-259	15.0-122	11	5-0	10-97	27	33	3	28-31	0	0	0	256
		439	298	737	66.0-249	26.0-150	5	6-30	14-209	27	44	3	41-42	0	1	2	382

Date	Opponent	Punting							Field Goals			Kickoffs						
		no.	yds	avg	long	blkd	tb	fc	50+	i20	md-att	long	blkd	no.	yds	avg	tb	ob
Aug 31	ULM	10	462	46.2	61	0	1	4	2	3	0-0	0	0	1	65	65.0	1	0
Sep 07	WEST VIRGINIA	7	317	45.3	54	0	0	2	2	3	0-0	0	0	2	128	64.0	1	0
Sep 14	TULSA	5	203	40.6	52	0	0	4	1	3	2-2	26	0	5	324	64.8	3	0
Sep 28	at Notre Dame	6	242	40.3	55	0	0	4	1	1	0-0	0	0	4	251	62.8	1	0
Oct 05	TCU	9	391	43.4	52	0	1	4	2	4	1-1	25	0	3	186	62.0	2	1
Oct 12	vs Texas	3	93	31.0	35	0	0	2	0	1	3-3	50	0	7	452	64.6	5	0
Oct 19	at Kansas	8	237	29.6	52	1	0	1	1	1	0-0	0	0	5	294	58.8	3	0
Oct 26	TEXAS TECH	3	102	34.0	36	0	1	1	0	1	1-1	34	0	5	316	63.2	2	0
Nov 07	at Baylor	3	154	51.3	58	0	0	1	2	1	2-4	40	0	9	460	51.1	2	1
Nov 16	IOWA STATE	7	277	39.6	57	0	1	0	2	2	1-1	29	0	3	195	65.0	2	0
Nov 23	at Kansas State	4	137	34.2	41	0	0	1	0	1	1-1	28	0	6	349	58.2	2	0
Dec 07	at Oklahoma State	7	260	37.1	49	0	0	3	0	1	1-1	41	0	5	285	57.0	0	1
Opponents		72	2875	39.9	61	1	4	27	13	22	12-14	50	0	55	3305	60.1	24	3
		61	2492	40.9	56	2	5	20	9	21	23-26	44	1	77	4819	62.6	42	3

**2013 Oklahoma Football
Oklahoma Game Superlatives (as of Dec 13, 2013)
All games**

INDIVIDUAL GAME HIGHS

Rushes	31	Clay, Brennan at Kansas State (Nov 23, 2013)
Yards Rushing	200	Clay, Brennan at Kansas State (Nov 23, 2013)
TD Rushes	2	Williams, Dam. vs Texas Tech (Oct 26, 2013)
	2	Williams, Dam. vs Iowa State (Nov 16, 2013)
	2	Clay, Brennan at Kansas State (Nov 23, 2013)
Long Rush	76	Clay, Brennan vs TCU (Oct 05, 2013)
Pass attempts	37	Bell, Blake vs Tulsa (Sep 14, 2013)
Pass completions	27	Bell, Blake vs Tulsa (Sep 14, 2013)
Yards Passing	413	Bell, Blake vs Tulsa (Sep 14, 2013)
TD Passes	4	Bell, Blake vs Tulsa (Sep 14, 2013)
Long Pass	82	Bell, Blake vs Tulsa (Sep 14, 2013)
Receptions	8	Shepard, S. vs Tulsa (Sep 14, 2013)
Yards Receiving	153	Saunders, Jalen vs Texas Tech (Oct 26, 2013)
TD Receptions	2	Saunders, Jalen vs ULM (Aug 31, 2013)
	2	Shepard, S. vs Tulsa (Sep 14, 2013)
	2	Shepard, S. at Kansas (Oct 19, 2013)
	2	Saunders, Jalen vs Texas Tech (Oct 26, 2013)
Long Reception	82	Reynolds, Jaz vs Tulsa (Sep 14, 2013)
Field Goals	3	Hunnicutt, M. vs West Virginia (Sep 07, 2013)
	3	Hunnicutt, M. vs Tulsa (Sep 14, 2013)
Long Field Goal	44	Hunnicutt, M. vs West Virginia (Sep 07, 2013)
Punts	7	Barnett, Jed vs ULM (Aug 31, 2013)
	7	Barnett, Jed vs TCU (Oct 05, 2013)
	7	Barnett, Jed at Baylor (Nov 07, 2013)
	7	Barnett, Jed at Oklahoma State (Dec 07, 2013)
Punting Avg	49.5	Barnett, Jed vs Texas Tech (Oct 26, 2013)
Long Punt	56	Barnett, Jed vs Texas Tech (Oct 26, 2013)
Punts inside 20	4	Barnett, Jed vs ULM (Aug 31, 2013)
Long Punt Return	91	Saunders, Jalen vs Iowa State (Nov 16, 2013)
Long Kickoff Return	73	Finch, Roy vs Texas (Oct 12, 2013)
Tackles	19	Alexander, D. vs Texas (Oct 12, 2013)
Sacks	2.0	Tapper, Charles vs TCU (Oct 05, 2013)
	2.0	Tapper, Charles at Kansas (Oct 19, 2013)
	2.0	Shannon, Frank vs Iowa State (Nov 16, 2013)
Tackles For Loss	3.0	Tapper, Charles at Kansas (Oct 19, 2013)
Interceptions	1	Wilson, Julian vs ULM (Aug 31, 2013)
	1	Lynn, Gabe vs West Virginia (Sep 07, 2013)
	1	Lynn, Gabe vs Tulsa (Sep 14, 2013)
	1	Wilson, Julian at Notre Dame (Sep 28, 2013)
	1	Nelson, Corey at Notre Dame (Sep 28, 2013)
	1	Shannon, Frank at Notre Dame (Sep 28, 2013)
	1	Grissom, Geneo vs Texas (Oct 12, 2013)
	1	Lynn, Gabe vs Texas Tech (Oct 26, 2013)
	1	Colvin, Aaron vs Texas Tech (Oct 26, 2013)
	1	Hayes, Quentin vs Iowa State (Nov 16, 2013)
	1	Austin, Dakota vs Iowa State (Nov 16, 2013)
	1	Hayes, Quentin at Kansas State (Nov 23, 2013)
	1	Sanchez, Zack at Kansas State (Nov 23, 2013)
	1	Wilson, Julian at Oklahoma State (Dec 07, 2013)

**2013 Oklahoma Football
Oklahoma Game Superlatives (as of Dec 13, 2013)
All games**

TEAM GAME HIGHS

Rushes	57	vs West Virginia (Sep 07, 2013)
Yards Rushing	405	vs Iowa State (Nov 16, 2013)
Yards Per Rush	9.2	vs Iowa State (Nov 16, 2013)
TD Rushes	4	vs Iowa State (Nov 16, 2013)
Pass attempts	37	vs Tulsa (Sep 14, 2013)
Pass completions	27	vs Tulsa (Sep 14, 2013)
Yards Passing	413	vs Tulsa (Sep 14, 2013)
Yards Per Pass	11.3	vs Texas Tech (Oct 26, 2013)
TD Passes	4	vs Tulsa (Sep 14, 2013)
Total Plays	83	vs ULM (Aug 31, 2013)
Total Offense	607	vs Tulsa (Sep 14, 2013)
Yards Per Play	7.8	vs Iowa State (Nov 16, 2013)
Points	51	vs Tulsa (Sep 14, 2013)
Sacks By	5	vs Iowa State (Nov 16, 2013)
First Downs	27	vs Tulsa (Sep 14, 2013)
Penalties	13	at Baylor (Nov 07, 2013)
Penalty Yards	97	at Baylor (Nov 07, 2013)
Turnovers	4	vs West Virginia (Sep 07, 2013)
Interceptions By	3	at Notre Dame (Sep 28, 2013)
Punts	8	at Oklahoma State (Dec 07, 2013)
Punting Avg	49.5	vs Texas Tech (Oct 26, 2013)
Long Punt	56	vs Texas Tech (Oct 26, 2013)
Punts inside 20	4	vs ULM (Aug 31, 2013)
Long Punt Return	91	vs Iowa State (Nov 16, 2013)

**2013 Oklahoma Football
Oklahoma Game Superlatives (as of Dec 13, 2013)
All games**

OPPONENT INDIVIDUAL GAME HIGHS

Rushes	29	Gray, Johnathan, vs Texas (Oct 12, 2013)
Yards Rushing	182	Linwood, Shock, at Baylor (Nov 07, 2013)
TD Rushes	2	Boykin, Trevone, vs TCU (Oct 05, 2013)
	2	Sims, James, at Kansas (Oct 19, 2013)
	2	Petty, Bryce, at Baylor (Nov 07, 2013)
	2	Roland, Desmond, at Oklahoma State (Dec 07, 2013)
Long Rush	80	ATKINSON, G., at Notre Dame (Sep 28, 2013)
Pass attempts	53	Webb, Davis, vs Texas Tech (Oct 26, 2013)
Pass completions	33	Webb, Davis, vs Texas Tech (Oct 26, 2013)
Yards Passing	385	Webb, Davis, vs Texas Tech (Oct 26, 2013)
TD Passes	3	Petty, Bryce, at Baylor (Nov 07, 2013)
	3	Waters, Jake, at Kansas State (Nov 23, 2013)
Long Pass	90	Waters, Jake, at Kansas State (Nov 23, 2013)
Receptions	12	Lockett, Tyler, at Kansas State (Nov 23, 2013)
Yards Receiving	278	Lockett, Tyler, at Kansas State (Nov 23, 2013)
TD Receptions	3	Lockett, Tyler, at Kansas State (Nov 23, 2013)
Long Reception	90	Lockett, Tyler, at Kansas State (Nov 23, 2013)
Field Goals	3	Fera, Anthony, vs Texas (Oct 12, 2013)
Long Field Goal	50	Fera, Anthony, vs Texas (Oct 12, 2013)
Punts	10	Manton, Justin, vs ULM (Aug 31, 2013)
Punting Avg	51.3	Roth, Spencer, at Baylor (Nov 07, 2013)
Long Punt	61	Manton, Justin, vs ULM (Aug 31, 2013)
Punts inside 20	4	Perry, Ethan, vs TCU (Oct 05, 2013)
Long Punt Return	85	Johnson, Daje, vs Texas (Oct 12, 2013)
Long Kickoff Return	51	Coleman, Corey, at Baylor (Nov 07, 2013)
Tackles	16	Blakes, Cameron, vs ULM (Aug 31, 2013)
Sacks	2.0	Golson, Brandon, vs West Virginia (Sep 07, 2013)
	2.0	Jeffcoat, Jacks, vs Texas (Oct 12, 2013)
Tackles For Loss	3.0	JACKSON, S., vs Tulsa (Sep 14, 2013)
Interceptions	1	Smith, Cordero, vs ULM (Aug 31, 2013)
	1	Joseph, Karl, vs West Virginia (Sep 07, 2013)
	1	Cook, Darwin, vs West Virginia (Sep 07, 2013)
	1	Thomas, Duke, vs Texas (Oct 12, 2013)
	1	Whaley, Chris, vs Texas (Oct 12, 2013)
	1	Shepherd, J., at Kansas (Oct 19, 2013)
	1	Goodson, D., at Baylor (Nov 07, 2013)
	1	Lackey, Eddie, at Baylor (Nov 07, 2013)
	1	Evans, Randall, at Kansas State (Nov 23, 2013)
	1	Peterson, Kevin, at Oklahoma State (Dec 07, 2013)

**2013 Oklahoma Football
Oklahoma Game Superlatives (as of Dec 13, 2013)
All games**

OPPONENT TEAM GAME HIGHS

Rushes	60	vs Texas (Oct 12, 2013)
Yards Rushing	255	vs Texas (Oct 12, 2013)
	255	at Baylor (Nov 07, 2013)
Yards Per Rush	7.6	at Notre Dame (Sep 28, 2013)
TD Rushes	2	vs Tulsa (Sep 14, 2013)
	2	vs TCU (Oct 05, 2013)
	2	at Kansas (Oct 19, 2013)
	2	at Baylor (Nov 07, 2013)
	2	at Oklahoma State (Dec 07, 2013)
Pass attempts	54	vs Texas Tech (Oct 26, 2013)
Pass completions	34	vs Texas Tech (Oct 26, 2013)
Yards Passing	388	vs Texas Tech (Oct 26, 2013)
Yards Per Pass	12.0	at Kansas State (Nov 23, 2013)
TD Passes	3	vs Texas Tech (Oct 26, 2013)
	3	at Baylor (Nov 07, 2013)
	3	at Kansas State (Nov 23, 2013)
Total Plays	82	vs Texas (Oct 12, 2013)
Total Offense	460	vs Texas Tech (Oct 26, 2013)
Yards Per Play	7.3	at Kansas State (Nov 23, 2013)
Points	41	at Baylor (Nov 07, 2013)
Sacks By	4	vs Texas (Oct 12, 2013)
First Downs	28	at Baylor (Nov 07, 2013)
Penalties	12	at Baylor (Nov 07, 2013)
Penalty Yards	119	at Baylor (Nov 07, 2013)
Turnovers	4	vs West Virginia (Sep 07, 2013)
Interceptions By	2	vs West Virginia (Sep 07, 2013)
	2	vs Texas (Oct 12, 2013)
	2	at Baylor (Nov 07, 2013)
Punts	10	vs ULM (Aug 31, 2013)
Punting Avg	51.3	at Baylor (Nov 07, 2013)
Long Punt	61	vs ULM (Aug 31, 2013)
Punts inside 20	4	vs TCU (Oct 05, 2013)
Long Punt Return	85	vs Texas (Oct 12, 2013)

2013 Oklahoma Football
Oklahoma Rushing/Receiving Game-by-Game (as of Dec 13, 2013)
All games

RUSHING	No-Yds/TD	ULM	WVU	TLS	ND	TCU	UT	KU	TTU	BU	ISU	KSU	OSU
Clay, Brennan RB	158-913/6	8-43/1	22-170/0	15-49/1	14-77/0	9-111/1	5-26/0	6-20/0	11-42/0	6-19/0	7-86/1	31-200/2	24-70/0
Williams, Dam. RB	114-553/7	16-66/0	21-95/0	DNP	9-42/1	11-27/0	6-29/1	15-56/1	19-97/2	7-13/0	10-128/2	DNP	DNP
Knight, Trevor QB	62-438/2	13-103/0	7-42/0	DNP	2-24/0	DNP	DNP	DNP	DNP	5-17/0	10-123/1	14-82/1	11-47/0
Finch, Roy RB	59-347/0	4-42/0	3-0/0	8-68/0	3-15/0	1-0/0	1-12/0	7-53/0	8-55/0	7-36/0	10-45/0	6-21/0	1-0/0
Bell, Blake QB	75-255/0	2-10/0	2-21/0	10-24/0	12-59/0	14-61/0	7-27/0	10-53/0	9-44/0	8-5/0	1-5/0	DNP	-
Ford, Keith RB	20-119/1	4-20/0	DNP	7-46/1	-	-	6-34/0	3-19/0	-	-	DNP	DNP	-
Millard, Trey FB	17-97/1	1-4/0	1-6/0	3-7/0	-	1-8/1	7-32/0	3-34/0	1-6/0	DNP	DNP	DNP	DNP
Saunders, Jalen WR	4-40/0	-	-	1-0/0	-	-	-	-	-	-	1-9/0	-	2-49/0
Bester, L. WR	1-35/1	-	-	-	-	-	-	-	1-35/1	-	-	DNP	-
Shepard, S. WR	3-30/0	1-9/0	-	-	-	-	1-24/0	-	-	1--3/0	DNP	-	-
Thompson, K. QB	4-20/0	DNP	DNP	DNP	DNP	DNP	DNP	DNP	DNP	DNP	2-21/0	DNP	2--1/0
Ross, Alex RB	3-19/0	1-8/0	-	-	-	-	DNP	DNP	-	-	2-11/0	-	-
team	9--36/0	DNP	1--18/0	DNP	2--5/0	2--4/0	-	1-0/0	1--2/0	-	1--5/0	1--2/0	-

RECEIVING	No-Yds/TD	ULM	WVU	TLS	ND	TCU	UT	KU	TTU	BU	ISU	KSU	OSU
Saunders, Jalen WR	56-654/6	3-30/2	4-60/0	3-47/1	7-46/0	5-30/0	3-18/0	4-47/0	6-153/2	6-74/0	3-15/0	7-95/0	5-39/1
Shepard, S. WR	44-540/6	1-11/0	2-12/0	8-123/2	5-83/1	5-37/0	-	7-82/2	5-43/0	-	DNP	4-37/1	7-112/0
Bester, L. WR	21-287/1	1-7/0	3-46/0	2-16/0	1-26/1	1-19/0	5-70/0	-	1-9/0	2-11/0	4-75/0	DNP	1-8/0
Reynolds, Jaz WR	12-202/1	1-12/0	-	4-109/0	1-16/0	-	-	1-16/1	DNP	3-31/0	1-10/0	1-8/0	-
Neal, Durrone WR	13-176/0	2-27/0	-	4-64/0	-	4-42/0	-	-	-	1-12/0	-	2-31/0	-
Williams, Dam. RB	9-90/0	-	-	DNP	4-41/0	-	1--1/0	-	1-30/0	2-12/0	1-8/0	DNP	DNP
Millard, Trey FB	11-78/1	2-11/0	1-1/1	2--1/0	2-13/0	-	1-29/0	2-11/0	1-14/0	DNP	DNP	DNP	DNP
Finch, Roy RB	10-73/2	2-2/0	-	1-29/1	1-6/0	1-3/0	1-5/0	1-11/0	-	1-10/1	2-7/0	-	-
Clay, Brennan RB	9-63/0	-	-	-	2-7/0	4-21/0	1-12/0	1-13/0	-	-	-	-	1-10/0
Bennett, Austin WR	2-23/0	1-11/0	DNP	1-12/0	DNP	-	DNP	-	-	DNP	-	-	DNP
Metoyer, Trey WR	2-18/1	1-13/1	-	1-5/0	-	DNP	DNP	DNP	DNP	DNP	DNP	DNP	DNP
Green, Brannon TE	1-16/0	-	-	-	-	-	-	-	-	-	-	-	1-16/0
Woods, Derrick WR	1-9/0	-	-	1-9/0	-	DNP	DNP	-	-	-	-	-	-
Hunnicut, M. K	1-8/1	-	-	-	-	-	-	-	-	-	-	-	1-8/1
Ripkowski, A. FB	1-3/1	-	-	-	-	-	-	-	-	-	1-3/1	-	-

2013 Oklahoma Football
Oklahoma Passing Game-by-Game (as of Dec 13, 2013)
All games

#10 Bell, Blake	Comp	Att	Int	Pct	Yards	TD	Long	Sacked	Effic
ULM	3	5	0	60.0	38	0	16	1-5	123.84
West Virginia	0	1	0	0.0	0	0	0	0-0	0.00
Tulsa	27	37	0	73.0	413	4	82	1-6	202.41
Notre Dame	22	30	0	73.3	232	2	54	0-0	160.29
TCU	20	31	0	64.5	152	0	19	3-23	105.70
Texas	12	26	2	46.2	133	0	47	4-35	73.74
Kansas	15	25	1	60.0	131	2	25	1-14	122.42
Texas Tech	14	22	0	63.6	249	2	76	0-0	188.71
Baylor	15	35	2	42.9	150	1	28	1-1	76.86
Iowa State	2	5	0	40.0	10	0	10	0-0	56.80
Oklahoma State	10	16	0	62.5	140	1	57	0-0	156.62
TOTALS	140	233	5	60.1	1648	12	82	11-84	132.20

#9 Knight, Trevor	Comp	Att	Int	Pct	Yards	TD	Long	Sacked	Effic
ULM	11	28	1	39.3	86	3	18	1-9	93.30
West Virginia	10	20	2	50.0	119	1	32	1-6	96.48
Notre Dame	1	1	0	100.0	6	0	6	0-0	150.40
Iowa State	8	14	0	57.1	61	0	19	0-0	93.74
Kansas State	14	20	1	70.0	171	1	48	1-5	148.32
Oklahoma State	3	7	0	42.9	28	0	12	0-0	76.46
TOTALS	47	90	4	52.2	471	5	48	3-20	105.63

#1 Thompson, K.	Comp	Att	Int	Pct	Yards	TD	Long	Sacked	Effic
Iowa State	2	4	0	50.0	47	1	44	0-0	231.20
Oklahoma State	2	9	1	22.2	17	0	16	0-0	15.87
TOTALS	4	13	1	30.8	64	1	44	0-0	82.12

#11 Bester, L.	Comp	Att	Int	Pct	Yards	TD	Long	Sacked	Effic
Kansas	1	1	0	100.0	49	1	49	0-0	841.60
TOTALS	1	1	0	100.0	49	1	49	0-0	841.60

#8G Bothun, Grant	Comp	Att	Int	Pct	Yards	TD	Long	Sacked	Effic
Oklahoma State	1	1	0	100.0	8	1	8	0-0	497.20
TOTALS	1	1	0	100.0	8	1	8	0-0	497.20

#TM team	Comp	Att	Int	Pct	Yards	TD	Long	Sacked	Effic
Kansas State	0	1	0	0.0	0	0	0	0-0	0.00
TOTALS	0	1	0	0.0	0	0	0	0-0	0.00

2013 Oklahoma Football
Oklahoma Total Tackles Game-by-Game (as of Dec 13, 2013)
All games

Total Tackles	UA-A	Total	ULM	WVU	TLS	ND	TCU	UT	KU	TTU	BU	ISU	KSU	OSU
Shannon, Frank LB	50-35	85	4-3	1-1	6-4	4-4	4-3	7-9	0-2	1-0	12-3	3-5	3-0	5-1
Alexander, D. LB	46-29	75	0-1	0-1	0-4	2-2	-	13-6	6-1	1-3	8-3	8-3	3-0	5-5
Hayes, Quentin DB	41-29	70	1-1	3-5	1-1	3-5	1-3	5-3	2-3	5-3	10-0	1-2	6-1	3-2
Lynn, Gabe DB	33-19	52	2-0	2-1	-	4-0	3-1	3-2	1-3	7-2	2-2	3-3	4-1	2-4
Colvin, Aaron DB	39-10	49	4-0	3-1	DNP	2-0	5-0	6-3	5-3	5-2	2-1	DNP	5-0	2-0
Tapper, Charles DE	22-25	47	2-1	2-3	1-5	0-4	4-1	1-3	4-2	1-0	3-1	0-1	1-1	3-3
Striker, Eric LB	21-22	43	1-0	1-4	3-1	0-2	1-1	2-5	1-5	2-1	4-1	5-1	0-1	1-0
Sanchez, Zack DB	30-13	43	2-1	4-2	4-2	2-0	1-1	1-1	1-1	7-1	-	2-1	4-0	2-3
Grissom, Geneo DE	20-18	38	2-0	1-2	0-3	3-3	0-1	2-0	2-2	1-3	5-1	3-2	1-0	0-1
Ndulue, Chuka DE	18-19	37	DNP	1-0	-	-	2-4	3-12	-	2-2	3-0	2-0	-	5-1
Nelson, Corey LB	13-14	27	5-3	3-4	4-1	0-1	1-5	DNP	DNP	DNP	DNP	DNP	DNP	DNP
Wilson, Julian DB	17-6	23	-	2-3	1-2	2-0	2-0	-	-	4-0	1-0	1-0	2-0	2-1
Johnson, Cortez DB	8-8	16	DNP	1-2	1-1	DNP	-	0-2	-	DNP	-	4-3	2-0	-
Wade, Jordan DT	6-8	14	1-1	DNP	-	-	2-0	0-2	1-1	0-4	-	-	2-0	-
Evans, Jordan LB	6-6	12	-	-	1-3	-	-	-	DNP	5-3	-	DNP	DNP	DNP
Everett, Kass DB	9-2	11	-	1-0	0-1	-	DNP	1-0	2-0	1-0	-	1-1	1-0	2-0
Thomas, Ahmad DB	7-2	9	-	-	DNP	-	-	-	-	-	1-1	5-1	-	1-0
Lindley, P.L. DE	5-4	9	-	DNP	-	DNP	DNP	0-2	3-2	-	-	-	-	2-0
Phillips, J. DT	2-5	7	1-1	0-1	0-3	1-0	DNP	DNP	DNP	DNP	DNP	DNP	DNP	DNP
Franks, Trey DB	5-1	6	-	1-0	1-0	-	2-0	0-1	-	1-0	-	DNP	-	-
Franklin, Aaron LB	4-1	5	-	1-0	DNP	-	-	1-1	1-0	DNP	1-0	-	-	-
Bester, L.	4-1	5	-	-	1-0	0-1	1-0	-	-	-	1-0	-	DNP	1-0
Gastelum, Caleb LB	4-1	5	3-0	-	-	-	-	-	-	-	-	-	-	1-1
Dimon, Matt DE	3-2	5	-	-	1-0	0-1	-	1-0	1-1	-	-	-	-	DNP
Nelson, Chaz DE	1-3	4	-	-	0-1	-	-	-	-	-	-	0-2	1-0	-
Austin, Dakota DB	3-1	4	DNP	-	0-1	DNP	DNP	DNP	DNP	DNP	DNP	2-0	DNP	1-0
Peterson, T. DT	1-3	4	DNP	-	-	DNP	0-2	1-0	DNP	-	-	0-1	DNP	DNP
Taylor, Stanvon DB	4-0	4	-	-	3-0	-	-	-	-	-	-	1-0	-	-
Woods, Derrick	3-1	4	-	-	-	-	DNP	DNP	-	1-0	-	2-1	-	-
Russell, Quincy DT	0-3	3	0-2	DNP	0-1	DNP	DNP	DNP	DNP	DNP	DNP	DNP	DNP	DNP
Byrd, Hatari DB	1-2	3	-	DNP	1-2	DNP	DNP	DNP	DNP	DNP	-	-	-	DNP
Ford, Keith	1-1	2	-	DNP	0-1	-	-	1-0	-	-	-	DNP	DNP	-
Taylor, Londell LB	1-1	2	DNP	DNP	DNP	-	-	-	-	-	-	0-1	1-0	-
Millard, Trey	2-0	2	-	1-0	-	-	1-0	-	-	-	DNP	DNP	DNP	DNP
Hunnicut, M.	1-1	2	-	-	-	-	-	-	-	-	0-1	1-0	-	-
Clay, Brennan	2-0	2	1-0	-	-	-	-	-	-	-	-	-	1-0	-
Finch, Roy	1-0	1	-	-	-	-	-	-	-	-	1-0	-	-	-
Williams, Dam.	1-0	1	-	1-0	DNP	-	-	-	-	-	-	-	DNP	DNP
Woods, Austin	0-1	1	-	-	-	0-1	-	-	-	-	-	-	-	-
Hodgson, Nick	1-0	1	-	-	-	-	-	-	-	-	1-0	-	-	-
Marrs, Kyle	1-0	1	-	-	-	-	-	-	-	1-0	-	-	DNP	DNP
Moore, LJ DB	0-1	1	-	DNP	0-1	DNP	DNP	DNP	DNP	DNP	DNP	DNP	DNP	DNP
Shepard, S.	1-0	1	-	-	-	-	-	-	1-0	-	-	DNP	-	-
Feo, Tony	1-0	1	-	-	-	DNP	-	-	-	1-0	-	-	-	-

2013 Oklahoma Football
Oklahoma Sacks Game-by-Game (as of Dec 13, 2013)
All games

SACKS	UA-A	Total	ULM	WVU	TLS	ND	TCU	UT	KU	TTU	BU	ISU	KSU	OSU
Tapper, Charles DE	5-1	5.5	-	-	0.5-2	-	2.0-11	-	2.0-11	-	-	-	-	1.0-7
Striker, Eric LB	3-1	3.5	-	-	-	-	-	-	1.0-8	1.5-10	-	1.0-7	-	-
Grissom, Geneo DE	1-2	2.0	-	-	-	-	-	-	-	0.5-3	-	0.5-3	1.0-7	-
Ndulue, Chuka DE	2-0	2.0	DNP	-	-	-	-	-	-	1.0-13	1.0-3	-	-	-
Lynn, Gabe DB	2-0	2.0	-	-	-	-	-	-	-	-	-	1.0-5	1.0-7	-
Shannon, Frank LB	2-0	2.0	-	-	-	-	-	-	-	-	-	2.0-13	-	-
Phillips, J. DT	1-1	1.5	-	-	0.5-2	1.0-5	DNP	DNP	DNP	DNP	DNP	DNP	DNP	DNP
Everett, Kass DB	1-1	1.5	-	1.0-9	-	-	DNP	-	-	-	-	0.5-3	-	-
Alexander, D. LB	1-0	1.0	-	-	-	-	-	-	-	-	1.0-1	-	-	-
Colvin, Aaron DB	1-0	1.0	-	-	DNP	-	1.0-3	-	-	-	-	DNP	-	-
Hayes, Quentin DB	1-0	1.0	-	-	-	-	-	-	-	-	1.0-7	-	-	-
Nelson, Chaz DE	1-0	1.0	-	-	-	-	-	-	-	-	-	-	1.0-8	-
Nelson, Corey LB	1-0	1.0	1.0-1	-	-	-	-	DNP	DNP	DNP	DNP	DNP	DNP	DNP
Wade, Jordan DT	1-0	1.0	-	DNP	-	-	1.0-1	-	-	-	-	-	-	-

**2013 Oklahoma Football
Oklahoma Tackle For Loss Game-by-Game (as of Dec 13, 2013)
All games**

TACKLES FOR LOSS	UA-A	Total	ULM	WVU	TLS	ND	TCU	UT	KU	TTU	BU	ISU	KSU	OSU
Tapper, Charles DE	7-4	9.0	-	-	0.5-2	0.5-1	2.0-11	-	3.0-14	-	1.0-1	0.5-1	0.5-3	1.0-7
Striker, Eric LB	6-3	7.5	-	1.0-5	-	-	1.0-4	1.0-3	1.0-8	1.5-10	1.0-4	1.0-7	-	-
Shannon, Frank LB	6-2	7.0	1.0-3	-	-	0.5-4	1.0-1	-	-	-	2.0-3	2.5-13	-	-
Grissom, Geneo DE	4-5	6.5	1.0-1	-	0.5-2	0.5-4	-	1.0-3	0.5-1	0.5-3	1.0-1	0.5-3	1.0-7	-
Colvin, Aaron DB	4-2	5.0	-	0.5-2	DNP	-	1.0-3	2.0-4	1.5-2	-	-	DNP	-	-
Wilson, Julian DB	4-1	4.5	-	-	0.5-1	1.0-5	-	-	-	1.0-5	-	1.0-6	1.0-1	-
Ndulue, Chuka DE	4-1	4.5	DNP	-	-	-	0.5-1	-	-	1.0-13	1.0-3	1.0-1	-	1.0-1
Hayes, Quentin DB	3-2	4.0	-	0.5-1	-	0.5-1	-	2.0-3	-	-	1.0-7	-	-	-
Alexander, D. LB	3-1	3.5	-	-	0.5-1	-	-	1.0-1	-	-	1.0-1	1.0-1	-	-
Nelson, Corey LB	3-0	3.0	2.0-5	-	1.0-1	-	-	DNP	DNP	DNP	DNP	DNP	DNP	DNP
Lynn, Gabe DB	2-1	2.5	-	-	-	-	-	-	-	-	-	1.0-5	1.5-10	-
Everett, Kass DB	2-1	2.5	-	1.0-9	-	-	DNP	-	1.0-2	-	-	0.5-3	-	-
Phillips, J. DT	1-2	2.0	-	-	1.0-3	1.0-5	DNP	DNP	DNP	DNP	DNP	DNP	DNP	DNP
Thomas, Ahmad DB	1-0	1.0	-	-	DNP	-	-	-	-	-	1.0-1	-	-	-
Wade, Jordan DT	1-0	1.0	-	DNP	-	-	1.0-1	-	-	-	-	-	-	-
Nelson, Chaz DE	1-0	1.0	-	-	-	-	-	-	-	-	-	-	1.0-8	-
Sanchez, Zack DB	0-1	0.5	-	-	0.5-1	-	-	-	-	-	-	-	-	-
Peterson, T. DT	0-1	0.5	DNP	-	-	DNP	0.5-1	-	DNP	-	-	-	DNP	DNP
Evans, Jordan LB	0-1	0.5	-	-	0.5-0	-	-	-	DNP	-	-	DNP	DNP	DNP

**2013 Oklahoma Football
Oklahoma Return Stats Game-by-Game (as of Dec 13, 2013)
All games**

PUNT RETURNS	No-Yds	ULM	WVU	TLS	ND	TCU	UT	KU	TTU	BU	ISU	KSU	OSU
Saunders, Jalen	18-302	4-55	3-25	1-28	1-1	1-0	-	2-1	-	1-1	2-92	1-30	2-69
Dimon, Matt	1-14	-	-	-	-	-	-	1-14	-	-	-	-	DNP
Sanchez, Zack	1-2	-	-	-	-	-	-	-	-	-	1-2	-	-
Thomas, Ahmad	1-2	-	-	DNP	-	-	-	-	-	-	-	-	1-2

KICK RETURNS	No-Yds	ULM	WVU	TLS	ND	TCU	UT	KU	TTU	BU	ISU	KSU	OSU
Finch, Roy	14-385	-	-	-	2-35	-	2-97	1-29	3-68	-	1-18	2-65	3-73
Franks, Trey	5-118	-	-	2-52	1-40	-	-	-	-	2-26	DNP	-	-
Clay, Brennan	6-83	-	1-20	-	-	-	-	-	-	2-37	-	2-13	1-13
Saunders, Jalen	1-55	-	-	-	-	-	-	-	-	1-55	-	-	-
Millard, Trey	1-11	-	-	-	-	-	-	1-11	-	DNP	DNP	DNP	DNP
Green, Brannon	1-8	-	-	-	-	-	-	-	-	1-8	-	-	-
team	1-0	DNP	-	DNP	-	1-0	-	-	-	-	-	-	-

INT. RETURNS	No-Yds	ULM	WVU	TLS	ND	TCU	UT	KU	TTU	BU	ISU	KSU	OSU
Wilson, Julian	3-0	1-0	-	-	1-0	-	-	-	-	-	-	-	1-0
Lynn, Gabe	3-40	-	1-6	1-31	-	-	-	-	1-3	-	-	-	-
Hayes, Quentin	2-0	-	-	-	-	-	-	-	-	-	1-0	1-0	-
Nelson, Corey	1-24	-	-	-	1-24	-	DNP	DNP	DNP	DNP	DNP	DNP	DNP
Grissom, Geneo	1-54	-	-	-	-	-	1-54	-	-	-	-	-	-
Austin, Dakota	1-0	DNP	-	-	DNP	DNP	DNP	DNP	DNP	DNP	1-0	DNP	-
Sanchez, Zack	1-74	-	-	-	-	-	-	-	-	-	-	1-74	-
Colvin, Aaron	1-0	-	-	DNP	-	-	-	-	1-0	-	DNP	-	-
Shannon, Frank	1-17	-	-	-	1-17	-	-	-	-	-	-	-	-

FUMBLE RETURNS	No-Yds	ULM	WVU	TLS	ND	TCU	UT	KU	TTU	BU	ISU	KSU	OSU
Lynn, Gabe	1-27	-	1-27	-	-	-	-	-	-	-	-	-	-
Striker, Eric	1-3	-	-	-	-	-	-	-	-	-	-	-	1-3

2013 Oklahoma Football
Oklahoma Games Played (as of Dec 13, 2013)
All games

##	PLAYER	GP-GS	ULM	WVU	TLS	ND	TCU	UT	KU	TTU	BU	ISU	KSU	OSU
42	Alexander, D.	12/7	XXX	XXX	XXX	XXX	XXX	START	START	START	START	START	START	START
27	Austin, Dakota	4/-	...	XXX	XXX	XXX	...	XXX
44	Barnett, Jed	12/-	XXX	XXX	XXX	XXX	XXX	XXX	XXX	XXX	XXX	XXX	XXX	XXX
10	Bell, Blake	11/8	XXX	XXX	START	START	START	START	START	START	START	START	...	XXX
83	Bennett, Austin	7/-	XXX	...	XXX	...	XXX	...	XXX	XXX	...	XXX	XXX	...
11	Bester, L.	11/6	XXX	XXX	START	START	START	START	XXX	XXX	XXX	START	...	START
8G	Bothun, Grant	12/-	XXX	XXX	XXX	XXX	XXX	XXX	XXX	XXX	XXX	XXX	XXX	XXX
4	Byrd, Hatari	5/-	XXX	...	XXX	XXX	XXX	XXX	...
24	Clay, Brennan	12/10	START	START	START	START	START	START	START	XXX	START	XXX	START	START
14	Colvin, Aaron	10/9	START	START	...	START	START	START	START	START	START	...	XXX	START
56	Darlington, Ty	3/-	XXX	XXX	XXX
90	Dimon, Matt	11/-	XXX	XXX	XXX	XXX	XXX	XXX	XXX	XXX	XXX	XXX	XXX	...
2E	Evans, Jordan	8/-	XXX	XXX	XXX	XXX	XXX	XXX	...	XXX	XXX
23	Everett, Kass	11/-	XXX	XXX	XXX	XXX	...	XXX	XXX	XXX	XXX	XXX	XXX	XXX
72	Farniok, Derek	4/1	XXX	XXX	XXX	START
29	Favors, Rashod	12/-	XXX	XXX	XXX	XXX	XXX	XXX	XXX	XXX	XXX	XXX	XXX	XXX
59	Feo, Tony	11/-	XXX	XXX	XXX	...	XXX	XXX	XXX	XXX	XXX	XXX	XXX	XXX
22	Finch, Roy	12/2	XXX	START	XXX	XXX	XXX	XXX	XXX	XXX	XXX	START	XXX	XXX
21	Ford, Keith	9/-	XXX	...	XXX	XXX	XXX	XXX	XXX	XXX	XXX	XXX
25	Franklin, Aaron	10/-	XXX	XXX	...	XXX	XXX	XXX	XXX	...	XXX	XXX	XXX	XXX
32	Franks, Trey	11/1	XXX	XXX	XXX	XXX	XXX	XXX	XXX	XXX	START	...	XXX	XXX
45	Gastelum, Caleb	12/-	XXX	XXX	XXX	XXX	XXX	XXX	XXX	XXX	XXX	XXX	XXX	XXX
82	Green, Brannon	12/-	XXX	XXX	XXX	XXX	XXX	XXX	XXX	XXX	XXX	XXX	XXX	XXX
85	Grissom, Geneo	12/5	START	START	START	START	XXX	XXX	XXX	XXX	XXX	START	XXX	XXX
1H	Hayes, Quentin	12/12	START	START	START	START	START	START	START	START	START	START	START	START
39	Hodgson, Nick	12/-	XXX	XXX	XXX	XXX	XXX	XXX	XXX	XXX	XXX	XXX	XXX	XXX
52	Hughes, JP	10/-	XXX	XXX	XXX	XXX	XXX	XXX	XXX	...	XXX	XXX	...	XXX
18	Hunnicutt, M.	12/-	XXX	XXX	XXX	XXX	XXX	XXX	XXX	XXX	XXX	XXX	XXX	XXX
64	Ikard, Gabe	12/12	START	START	START	START	START	START	START	START	START	START	START	START
68	Irwin, Bronson	12/8	XXX	XXX	XXX	XXX	START	START	START	START	START	START	START	START
2J	Johnson, Cortez	9/2	...	XXX	XXX	...	XXX	XXX	XXX	...	XXX	START	START	XXX
54	Kasitati, Nila	11/6	START	START	START	START	XXX	...	XXX	XXX	XXX	XXX	START	START
89	Knight, Connor	4/-	XXX	XXX	XXX	XXX
9	Knight, Trevor	7/4	START	START	...	XXX	XXX	XXX	START	START
40	Lindley, P.L.	9/1	XXX	...	XXX	XXX	START	XXX	XXX	XXX	XXX	XXX
9L	Lynn, Gabe	12/12	START	START	START	START	START	START	START	START	START	START	START	START
78	Marrs, Kyle	10/-	XXX	XXX	XXX	XXX	XXX	XXX	XXX	XXX	XXX	XXX
88	McNamara, T.	2/-	XXX	XXX
17	Metoyer, Trey	4/-	XXX	XXX	XXX	XXX
33	Millard, Trey	8/5	START	START	XXX	XXX	XXX	START	START	START
1M	Moore, LJ	2/-	XXX	...	XXX
98	Ndulue, Chuka	11/8	...	XXX	XXX	XXX	START	START	START	START	START	START	START	START
5	Neal, Durren	12/2	XXX	XXX	XXX	XXX	XXX	XXX	START	XXX	XXX	XXX	START	XXX
99	Nelson, Chaz	12/-	XXX	XXX	XXX	XXX	XXX	XXX	XXX	XXX	XXX	XXX	XXX	XXX
7	Nelson, Corey	5/5	START	START	START	START	START
94	Peterson, T.	7/1	...	XXX	XXX	...	XXX	XXX	...	XXX	XXX	START
80	Phillips, J.	4/4	START	START	START	START
16	Reynolds, Jaz	11/4	XXX	XXX	START	START	START	XXX	XXX	...	XXX	START	XXX	XXX
48	Ripkowski, A.	12/6	START	XXX	XXX	XXX	XXX	XXX	XXX	START	START	START	START	START
28	Ross, Alex	10/-	XXX	XXX	XXX	XXX	XXX	XXX	XXX	XXX	XXX	XXX
95	Russell, Quincy	2/-	XXX	...	XXX
15	Sanchez, Zack	12/12	START	START	START	START	START	START	START	START	START	START	START	START
8	Saunders, Jalen	12/12	START	START	START	START	START	START	START	START	START	START	START	START
77	Savage, Dionte	11/-	XXX	XXX	XXX	XXX	XXX	XXX	XXX	XXX	...	XXX	XXX	XXX
20	Shannon, Frank	12/12	START	START	START	START	START	START	START	START	START	START	START	START
74	Shead, Adam	10/10	START	START	START	START	START	START	START	START	START	START
3	Shepard, S.	11/11	START	START	START	START	START	START	START	START	START	...	START	START
19	Striker, Eric	12/12	START	START	START	START	START	START	START	START	START	START	START	START
91	Tapper, Charles	12/11	START	START	START	START	START	START	START	START	START	XXX	START	START
31	Taylor, Londell	9/-	XXX	XXX	XXX	XXX	XXX	XXX	XXX	XXX	XXX
6T	Taylor, Stanvon	12/1	XXX	XXX	START	XXX	XXX	XXX	XXX	XXX	XXX	XXX	XXX	XXX
13	Thomas, Ahmad	11/-	XXX	XXX	...	XXX	XXX	XXX	XXX	XXX	XXX	XXX	XXX	XXX
1	Thompson, K.	2/-	XXX	...	XXX
71	Thompson, Tyrus	11/11	START	START	START	START	START	START	START	START	START	START	START	...
93	Wade, Jordan	11/7	XXX	...	XXX	XXX	START	START	START	START	START	XXX	START	START
26	Williams, Dam.	9/1	XXX	XXX	...	XXX	XXX	XXX	XXX	START	XXX	XXX
79	Williams, Daryl	12/12	START	START	START	START	START	START	START	START	START	START	START	START
2	Wilson, Julian	12/11	START	START	START	START	START	START	XXX	START	START	START	START	START
50	Woods, Austin	12/-	XXX	XXX	XXX	XXX	XXX	XXX	XXX	XXX	XXX	XXX	XXX	XXX
12	Woods, Derrick	10/-	XXX	XXX	XXX	XXX	XXX	XXX	XXX	XXX	XXX	XXX
3Y	Young, Brandon	2/-	XXX	XXX

2013 Oklahoma Football Oklahoma By-Quarter Statistics (as of Dec 13, 2013) All games

3rd-Down Conversions

Date	Opponent	Score	Overall		1st Qtr		2nd Qtr		3rd Qtr		4th Qtr		Overtime	
Aug 31, 2013	ULM	W 34-0	7-17	41.2	1-5	20.0	4-6	66.7	2-3	66.7	0-3	0.0		
Sep 07, 2013	WEST VIRGINIA	W 16-7	5-17	29.4	2-6	33.3	2-5	40.0	0-3	0.0	1-3	33.3		
Sep 14, 2013	TULSA	W 51-20	12-16	75.0	3-4	75.0	4-5	80.0	4-5	80.0	1-2	50.0		
Sep 28, 2013	at Notre Dame	W 35-21	5-14	35.7	0-2	0.0	2-3	66.7	1-4	25.0	2-5	40.0		
Oct 05, 2013	TCU	W 20-17	3-13	23.1	0-3	0.0	2-5	40.0	0-2	0.0	1-3	33.3		
Oct 12, 2013	vs Texas	L 20-36	2-13	15.4	1-4	25.0	0-2	0.0	1-4	25.0	0-3	0.0		
Oct 19, 2013	at Kansas	W 34-19	7-14	50.0	0-2	0.0	2-4	50.0	3-4	75.0	2-4	50.0		
Oct 26, 2013	TEXAS TECH	W 38-30	7-14	50.0	1-4	25.0	3-5	60.0	2-3	66.7	1-2	50.0		
Nov 07, 2013	at Baylor	L 12-41	4-17	23.5	0-3	0.0	1-5	20.0	2-5	40.0	1-4	25.0		
Nov 16, 2013	IOWA STATE	W 48-10	7-15	46.7	1-3	33.3	2-5	40.0	2-4	50.0	2-3	66.7		
Nov 23, 2013	at Kansas State	W 41-31	9-15	60.0	2-2	100.0	4-6	66.7	2-4	50.0	1-3	33.3		
Dec 07, 2013	at Oklahoma State	W 33-24	2-15	13.3	0-3	0.0	1-4	25.0	0-4	0.0	1-4	25.0		
Oklahoma			70-180	38.9	11-41	26.8	27-55	49.1	19-45	42.2	13-39	33.3	0-0	0.0
Opponents			54-166	32.5	19-46	41.3	15-40	37.5	11-41	26.8	9-39	23.1	0-0	0.0

4th-Down Conversions

Date	Opponent	Score	Overall		1st Qtr		2nd Qtr		3rd Qtr		4th Qtr		Overtime	
Aug 31, 2013	ULM	W 34-0	0-0	0.0	0-0	0.0	0-0	0.0	0-0	0.0	0-0	0.0		
Sep 07, 2013	WEST VIRGINIA	W 16-7	0-0	0.0	0-0	0.0	0-0	0.0	0-0	0.0	0-0	0.0		
Sep 14, 2013	TULSA	W 51-20	0-0	0.0	0-0	0.0	0-0	0.0	0-0	0.0	0-0	0.0		
Sep 28, 2013	at Notre Dame	W 35-21	0-1	0.0	0-0	0.0	0-1	0.0	0-0	0.0	0-0	0.0		
Oct 05, 2013	TCU	W 20-17	2-2	100.0	1-1	100.0	1-1	100.0	0-0	0.0	0-0	0.0		
Oct 12, 2013	vs Texas	L 20-36	0-1	0.0	0-0	0.0	0-0	0.0	0-0	0.0	0-1	0.0		
Oct 19, 2013	at Kansas	W 34-19	0-1	0.0	0-0	0.0	0-0	0.0	0-1	0.0	0-0	0.0		
Oct 26, 2013	TEXAS TECH	W 38-30	1-1	100.0	0-0	0.0	1-1	100.0	0-0	0.0	0-0	0.0		
Nov 07, 2013	at Baylor	L 12-41	1-3	33.3	0-0	0.0	0-1	0.0	1-1	100.0	0-1	0.0		
Nov 16, 2013	IOWA STATE	W 48-10	2-2	100.0	0-0	0.0	1-1	100.0	0-0	0.0	1-1	100.0		
Nov 23, 2013	at Kansas State	W 41-31	1-1	100.0	0-0	0.0	0-0	0.0	1-1	100.0	0-0	0.0		
Dec 07, 2013	at Oklahoma State	W 33-24	3-3	100.0	0-0	0.0	1-1	100.0	1-1	100.0	1-1	100.0		
Oklahoma			10-15	66.7	1-1	100.0	4-6	66.7	3-4	75.0	2-4	50.0	0-0	0.0
Opponents			5-14	35.7	1-1	100.0	0-3	0.0	2-3	66.7	2-7	28.6	0-0	0.0

Time of Possession

Date	Opponent	Score	Overall	1st Qtr	2nd Qtr	3rd Qtr	4th Qtr	Overtime
Aug 31, 2013	ULM	W 34-0	32:39	6:25	10:57	7:13	8:04	
Sep 07, 2013	WEST VIRGINIA	W 16-7	34:26	9:13	8:30	6:48	9:55	
Sep 14, 2013	TULSA	W 51-20	35:16	8:03	9:45	9:20	8:08	
Sep 28, 2013	at Notre Dame	W 35-21	35:44	4:31	8:33	10:29	12:11	
Oct 05, 2013	TCU	W 20-17	29:58	8:54	10:42	2:12	8:10	
Oct 12, 2013	vs Texas	L 20-36	24:45	6:58	5:27	8:18	4:02	
Oct 19, 2013	at Kansas	W 34-19	33:22	4:21	8:10	8:29	12:22	
Oct 26, 2013	TEXAS TECH	W 38-30	34:15	7:08	8:33	9:30	9:04	
Nov 07, 2013	at Baylor	L 12-41	29:17	6:58	6:57	9:25	5:57	
Nov 16, 2013	IOWA STATE	W 48-10	29:50	4:08	9:45	8:53	7:04	
Nov 23, 2013	at Kansas State	W 41-31	35:07	7:05	11:43	9:49	6:30	
Dec 07, 2013	at Oklahoma State	W 33-24	34:20	7:22	10:11	6:48	9:59	
Oklahoma		Total	388:59	81:06	109:13	97:14	101:26	0:00
		Avg.	32:24	6:45	9:06	8:06	8:27	0:00
Opponents		Total	331:01	98:54	70:47	82:46	78:34	0:00
		Avg.	27:35	8:14	5:53	6:53	6:32	0:00

2013 Oklahoma Football Oklahoma Red-Zone Results (as of Dec 13, 2013) All games

Oklahoma Inside Opponent Red-Zone

Date	Opponent	Score	Times In RZ	Times Scored	Total Pts	Rush TDs	Pass TDs	FGs Made	Failed to score inside RZ							
									FGA	Down	Int	Fumb	Half	Game		
Aug 31, 2013	ULM	W 34-0	5	5	31	4	1	3	1	0	0	0	0	0	0	0
Sep 07, 2013	WEST VIRGINIA	W 16-7	5	3	13	1	0	1	2	1	0	1	0	0	0	0
Sep 14, 2013	TULSA	W 51-20	7	7	37	4	2	2	3	0	0	0	0	0	0	0
Sep 28, 2013	at Notre Dame	W 35-21	4	3	13	1	1	0	2	0	0	0	0	0	1	0
Oct 05, 2013	TCU	W 20-17	2	2	10	1	1	0	1	0	0	0	0	0	0	0
Oct 12, 2013	vs Texas	L 20-36	4	3	13	1	1	0	2	0	1	0	0	0	0	0
Oct 19, 2013	at Kansas	W 34-19	5	4	23	3	1	2	1	0	0	0	0	0	1	0
Oct 26, 2013	TEXAS TECH	W 38-30	5	4	24	3	2	1	1	0	0	0	0	0	1	0
Nov 07, 2013	at Baylor	L 12-41	3	2	10	1	0	1	1	0	1	0	0	0	0	0
Nov 16, 2013	IOWA STATE	W 48-10	4	4	20	2	1	1	2	0	0	0	0	0	0	0
Nov 23, 2013	at Kansas State	W 41-31	5	5	27	3	2	1	2	0	0	0	0	0	0	0
Dec 07, 2013	at Oklahoma State	W 33-24	3	3	17	2	0	2	1	0	0	0	0	0	0	0
Totals			52	45	238	26	12	14	19	1	2	1	0	3	0	0
45 of 52 (86.5%)																

Opponents Inside Oklahoma Red-Zone


Date	Opponent	Score	Times In RZ	Times Scored	Total Pts	Rush TDs	Pass TDs	FGs Made	Failed to score inside RZ							
									FGA	Down	Int	Fumb	Half	Game		
Aug 31, 2013	ULM	W 34-0	1	0	0	0	0	0	0	0	1	0	0	0	0	0
Sep 07, 2013	WEST VIRGINIA	W 16-7	1	0	0	0	0	0	0	0	0	0	0	0	1	0
Sep 14, 2013	TULSA	W 51-20	4	4	20	2	2	0	2	0	0	0	0	0	0	0
Sep 28, 2013	at Notre Dame	W 35-21	1	1	7	1	0	1	0	0	0	0	0	0	0	0
Oct 05, 2013	TCU	W 20-17	3	3	17	2	2	0	1	0	0	0	0	0	0	0
Oct 12, 2013	vs Texas	L 20-36	1	1	3	0	0	0	1	0	0	0	0	0	0	0
Oct 19, 2013	at Kansas	W 34-19	3	3	19	3	2	1	0	0	0	0	0	0	0	0
Oct 26, 2013	TEXAS TECH	W 38-30	4	4	23	3	1	2	1	0	0	0	0	0	0	0
Nov 07, 2013	at Baylor	L 12-41	5	5	27	3	2	1	2	0	0	0	0	0	0	0
Nov 16, 2013	IOWA STATE	W 48-10	2	2	10	1	1	0	1	0	0	0	0	0	0	0
Nov 23, 2013	at Kansas State	W 41-31	2	2	10	1	1	0	1	0	0	0	0	0	0	0
Dec 07, 2013	at Oklahoma State	W 33-24	4	3	21	3	2	1	0	0	1	0	0	0	0	0
Totals			31	28	157	19	13	6	9	0	2	0	0	1	0	0
28 of 31 (90.3%)																

NCAA Statistics

Oklahoma - 2013-14 Football Ranking Summary thru games 12/07/2013

Statistic	National Rank	Conference Rank	Value	National Leader	Value	Conference Leader	Value
3rd Down Conversion Pct (123 ranked)	75	5	0.389	LSU	0.586	Kansas SL	0.477
3rd Down Conversion Pct Defense (123 ranked)	13	2	0.325	Michigan SL	0.277	Oklahoma SL	0.313
4th Down Conversion Pct (123 ranked)	10	2	0.667	Wake Forest	0.833	Iowa SL	0.684
4th Down Conversion Pct Defense (123 ranked)	18	3	0.357	Alabama	0.222	Baylor	0.250
Blocked Kicks (78 ranked)	20	4	3	San Jose SL Air Force North Texas	7 7 7	Kansas SL	5
Blocked Kicks Allowed (123 ranked)	92	6	3	23 teams tied	0	TCU	1
Blocked Punts (16 ranked)	16	3	1	North Texas	4	Oklahoma SL Kansas	2 2
Blocked Punts Allowed (122 ranked)	110	9	2	73 teams tied	0	Iowa SL Kansas SL West Virginia	0 0 0
Completion Percentage (123 ranked)	83	7	0.569	East Carolina	0.707	Texas Tech	0.632
Fewest Penalties Per Game (123 ranked)	88	5	6.33	Navy	2.82	Kansas SL	5.00
Fewest Penalty Yards Per Game (123 ranked)	84	5	52.33	Navy	23.09	Kansas SL	43.42
First Downs Defense (123 ranked)	15	1	213	Louisville Virginia Tech	169 169	Oklahoma Baylor	213 213
First Downs Offense (123 ranked)	63	5	256	Fresno SL	354	Baylor	345
Fumbles Lost (123 ranked)	12	2	5	Wisconsin Ndre Dame	3 3	Oklahoma SL	4
Fumbles Recovered (123 ranked)	99	10	6	Ball SL	18	West Virginia Texas	16 16
Kickoff Return Defense (123 ranked)	105	8	23.68	Miami (OH)	14.24	Oklahoma SL	18.50
Kickoff Returns (123 ranked)	41	4	22.76	Stanford	27.79	TCU	26.28
Net Punting (123 ranked)	112	10	34.39	Alabama	42.47	West Virginia	40.70
Pass Sacks Allowed (122 ranked)	17	2	1.17	Toledo	0.50	Oklahoma SL	0.92
Passes Had Intercepted (123 ranked)	42	2	10	Army	3	Baylor	5
Passes Intercepted (119 ranked)	38	5	14	Florida SL	25	Oklahoma SL	20
Passing Offense (123 ranked)	99	9	186.7	Fresno SL	409.8	Texas Tech	392.0
Passing Yards Allowed (123 ranked)	14	1	198.0	Florida SL	152.0	Oklahoma	198.0
Passing Yards per Completion (123 ranked)	80	5	11.61	Georgia Tech	17.79	Baylor	17.46
Punt Return Defense (123 ranked)	117	9	16.33	LSU	0.91	Kansas	4.91
Punt Returns (123 ranked)	4	2	15.24	North Carolina	17.07	Kansas SL	15.31
Red Zone Defense (123 ranked)	115	10	0.903	North Texas	0.606	Oklahoma SL	0.683
Red Zone Offense (123 ranked)	38	6	0.865	Florida SL	0.971	Texas	0.900
Rushing Defense (123 ranked)	27	4	138.3	Michigan SL	80.8	TCU	130.8
Rushing Offense (123 ranked)	18	2	235.8	Auburn	335.7	Baylor	265.2
Scoring Defense (123 ranked)	23	3	21.3	Florida SL	10.7	Oklahoma SL	20.0
Scoring Offense (122 ranked)	48	5	31.8	Baylor	53.3	Baylor	53.3
Tackles for Loss Allowed (123 ranked)	51	4	5.67	Toledo	3.25	TCU	5.08
Team Pass Sacks (123 ranked)	53	5	2.17	Fresno SL Utah Louisville	3.25 3.25 3.25	Texas	3.08
Team Passing Efficiency (123 ranked)	76	5	126.01	Florida SL	178.29	Baylor	176.59
Team Passing Efficiency Defense (123 ranked)	18	4	112.69	Florida SL	90.90	Baylor	105.97
Team Tackles for Loss (123 ranked)	85	8	5.5	Clemson	9.4	TCU	8.2
Time of Possession (123 ranked)	17	1	32:24	Bowling Green	34:16	Oklahoma	32:24
Total Defense (123 ranked)	13	1	336.3	Michigan SL	248.2	Oklahoma	336.3
Total Offense (123 ranked)	55	5	422.5	Baylor	624.5	Baylor	624.5
Turnover Margin (123 ranked)	35	4	0.4	Houston	2.1	Oklahoma SL	1.3
Turnovers Gained (123 ranked)	61	9	20	Houston	40	Oklahoma SL	30
Turnovers Lost (123 ranked)	15	1	15	Navy	8	Baylor Oklahoma SL Oklahoma	15 15 15

Statistic	Player	National Rank	Conference Rank	Value	National Leader	Value	Conference Leader	Value
All Purpose (250 ranked)	Brennan Clay Jalen Saunders Damien Williams	149 152 249	15 16 24	88.25 87.58 71.44	Antonio Andrews, Western Ky.	218.25	Tyler Lockell, Kansas St.	151.36
Completion Percentage (100 ranked)	Blake Bell	63	3	0.601	Shane Carden, East Carolina	0.710	Davis Webb, Texas Tech	0.619
Completions Per Game (135 ranked)	Blake Bell	87	4	12.73	Derek Carr, Fresno St.	35.33	Davis Webb, Texas Tech	22.00
Field Goal Percentage (100 ranked)	Mike Hunnicutt	19	2	0.885	4 players tied	1.000	Anthony Fera, Texas	0.909
Field Goals Per Game (128 ranked)	Mike Hunnicutt	1	1	1.9	Jeff Budzien, Northwestern Mike Hunnicutt, Oklahoma	1.9 1.9	Mike Hunnicutt, Oklahoma	1.9
Forced Fumbles (29 ranked)					Jonathan Dowling, Western Ky.	0.50	Brandon Golsen, West Virginia	0.42
Fumbles Recovered (192 ranked)					Darius White, Iowa St.	1.00	Darius White, Iowa St.	1.00
Interceptions (205 ranked)	Gabe Lynn Julian Wilson Quentin Hayes	101 101 205	10 10 22	0.3 0.3 0.2	Anthony Harris, Virginia Bobby McCain, Memphis	0.7 0.7	Justin Gilbert, Oklahoma St.	0.5
Kickoff Return TDs (6 ranked)					Carlos Wiggins, New Mexico	37	4 players tied	1
Kickoff Returns (103 ranked)					Ty Montgomery, Stanford	31.2	Justin Gilbert, Oklahoma St.	26.6
Pass Sacks (53 ranked)					Trent Murphy, Stanford	1.1	Jackson Jeffcoat, Texas	1.0
Passes Defended (29 ranked)					Tim Bennell, Indiana	1.8	Demetri Goodson, Baylor	1.5
Passing Efficiency (104 ranked)	Blake Bell	64	5	132.2	Jameis Winston, Florida St.	190.1	Bryce Petty, Baylor	179.2
Passing TDs (141 ranked)	Blake Bell Trevor Knight	83 141	5 17	12 5	Derek Carr, Fresno St.	48	Bryce Petty, Baylor	30
Passing Yards (135 ranked)	Blake Bell	95	7	1,648	Derek Carr, Fresno St.	4,866	Bryce Petty, Baylor	3,844
Passing Yards Per Game (135 ranked)	Blake Bell	90	6	149.8	Derek Carr, Fresno St.	405.5	Bryce Petty, Baylor	320.3
Passing Yards per Completion (104 ranked)	Blake Bell	64	4	11.77	Bryce Petty, Baylor	17.47	Bryce Petty, Baylor	17.47
Punts Responsible For (281 ranked)	Mike Hunnicutt Blake Bell	79 218	5 19	116 74	Derek Carr, Fresno St.	302	Bryce Petty, Baylor	246
Punts Responsible For Per Game (199 ranked)	Mike Hunnicutt Blake Bell	90 195	6 17	9.7 6.7	Derek Carr, Fresno St.	25.2	Bryce Petty, Baylor	20.5
Punt Return TDs (14 ranked)	Jalen Saunders	2	1	2	Ryan Switzer, North Carolina	4	Jalen Saunders, Oklahoma Josh Stewart, Oklahoma St. Levi Norwood, Baylor	2 2 2
Punt Returns (62 ranked)	Jalen Saunders	6	2	16.8	Nelson Agholor, Southern California	21.6	Josh Stewart, Oklahoma St.	18.2
Punting (97 ranked)	Jed Barnett	53	5	41.6	Austin Rehkow, Idaho	47.8	Spencer Roth, Baylor	46.1
Receiving TDs (113 ranked)	Jalen Saunders Sterling Shepard	84 84	9 9	6 6	Davante Adams, Fresno St.	23	Anliwan Goodley, Baylor	13
Receiving Yards (399 ranked)	Jalen Saunders Sterling Shepard	123 178	10 16	654 540	Brandin Cooks, Oregon St.	1,670	Anliwan Goodley, Baylor	1,319
Receiving Yards Per Game (400 ranked)	Jalen Saunders Sterling Shepard Lacollan Bester	124 158 374	11 14 34	54.5 49.1 26.1	Brandin Cooks, Oregon St.	139.2	Anliwan Goodley, Baylor	109.9
Receptions Per Game (399 ranked)	Jalen Saunders Sterling Shepard	76 124	7 10	4.7 4.0	Davante Adams, Fresno St.	10.2	Jace Amaro, Texas Tech	8.2
Rushing TDs (131 ranked)	Damien Williams Brennan Clay	109 131	11 14	7 6	Keenan Reynolds, Navy	29	Desmond Riland, Oklahoma St.	12
Rushing Yards (299 ranked)	Brennan Clay Damien Williams Trevor Knight Roy Finch	61 151 215 270	5 13 18 22	913 553 438 347	Andre Williams, Boston College	2,102	James Sims, Kansas	1,110
Rushing Yards Per Game (300 ranked)	Brennan Clay Damien Williams Roy Finch	66 108 268	7 11 23	76.1 61.4 28.9	Andre Williams, Boston College	175.2	Lache Seastrunk, Baylor	106.0
Scoring (239 ranked)	Mike Hunnicutt Damien Williams	15 227	2 19	9.7 4.7	Keenan Reynolds, Navy	14.7	Aaron Jones, Baylor	10.0
Solo Tackles (55 ranked)					Tyler Matakevich, Temple	8.8	Jeremiah George, Iowa St.	6.9
Tackles For Loss (31 ranked)					Aaron Donald, Pittsburgh	2.2	Ryan Mueller, Kansas St.	1.5
Total Offense (300 ranked)	Blake Bell Brennan Clay Damien Williams	91 183 226	5 17 20	173.0 76.1 61.4	Derek Carr, Fresno St.	415.3	Bryce Petty, Baylor	336.3
Total Tackles (399 ranked)	Frank Shannon Dominique Alexander Quentin Hayes	154 241 303	13 18 24	7.1 6.3 5.8	Keith Smith, San Jose St.	13.3	Jeremiah George, Iowa St.	11.1



42
DOMINIQUE ALEXANDER

LINEBACKER
6-2 | 216 | FR
TULSA, OKLA.
BOOKER T. WASHINGTON HIGH SCHOOL


YEAR	GP-GS	UT	AT	TOTAL	TFL	SACKS	INT	FF	FR	PBU
2013	12-7	46	29	75	3.5-4	1.0-1	0	1	0	1
Career	12-7	46	29	75	3.5-4	1.0-1	0	1	0	1

2013 Game-By-Game

vs. ULM (8/31): Made Sooners debut with one tackle
vs. West Virginia (9/7): Recorded one tackle
vs. Tulsa (9/14): Tallied four tackles with 0.5 TFL
at Notre Dame (9/28): Recorded four tackles
vs. TCU (10/5): Did not record any stats
vs. Texas (10/12): Made first career start, had career-high 19 tackles with 1.0 TFL
at Kansas (10/19): Started at LB, finished with seven tackles and one pass breakup
vs. Texas Tech (10/26): Started at LB, recorded four tackles
at Baylor (11/7): Started at LB, made 11 tackles, including a safety, and had a forced fumble
vs. Iowa State (11/16): Started at LB, team-high 11 tackles with 1.0 TFL
at Kansas State (11/23): Started at LB, made three tackles
at Oklahoma State (12/7): Started at LB, had a team-high 10 tackles

SEASON/CAREER HIGHS

Tackles: 19 vs. Texas (10/12/13)
Tackles for loss: 1.0, three times, MR vs. Iowa State (11/16/13)
Sacks: 1.0 at Baylor (11/7/13)
Fumbles forced: 1 at Baylor (11/7/13)
PBU: 1 at Kansas (10/19/13)



44
JED BARNETT

PUNTER
6-2 | 227 | JR
CAMAS, WASH.
LANEY COLLEGE

YEAR	GP-GS	PUNTS	YDS	AVG	LONG	TB	FC	I 20	50+
2013	12-0	59	2457	41.6	56	5	20	21	9
Career	12-0	59	2457	41.6	56	5	20	21	9

2013 Game-By-Game

vs. ULM (8/31): In his OU debut, punted 7 times for 305 yards (43.6 avg.) with four landing inside the 20-yard line and one covering 54 yards
vs. West Virginia (9/7): Had five punts for 223 yards (44.6 avg.) with three inside the 20-yard line
vs. Tulsa (9/14): Punted once for 45 yards
at Notre Dame (9/28): Averaged 42.0 yards on five punts
vs. TCU (10/5): Tied season high with seven punts, averaging 36.6 yards with two inside the 20-yard line
vs. Texas (10/12): Averaged 46.3 yards per punt (6 punts, 278 yards)
at Kansas (10/19): Punted four times with a 35.2-yard average and put two inside the 20-yard line
vs. Texas Tech (10/26): Averaged a career-best 49.5 yards per punt, including a career-long 56-yarder
at Baylor (11/7): Matched career high with seven punts, averaging 41.1 yards per kick with two inside the 20
vs. Iowa State (11/16): Averaged 46.7 yards on three punts
at Kansas State (11/23): Placed two of three punts inside the 20-yard line
at Oklahoma State (12/7): Three of seven punts were inside the 20-yard line, including two downed at the one-yard line

SEASON/CAREER HIGHS

Punts: 7, four times, MR at Oklahoma State (12/7/13)
Punt yards: 305 vs. ULM (8/31/13)
Punt average: 49.5 vs. Texas Tech (10/26/13)
Long punt: 56 vs. Texas Tech (10/26/13)



10
BLAKE BELL

QUARTERBACK
6-6 | 252 | RS JR
WICHITA, KAN.
BISHOP CARROLL HIGH SCHOOL

YEAR	GP-GS	C-A	PCT	YDS	AVG/G	TD	INT	LG	RUSH	YDS	AVG	TD	LG
2011	7-0	1-4	25.0	8	1.1	0	1	8	44	171	3.9	13	28
2012	13-0	9-16	56.2	107	8.2	0	0	28	60	201	3.3	11	55
2013	11-8	140-233	60.1	1648	149.8	12	5	82	75	255	3.4	0	27
Career	31-8	150-253	59.3	1763	56.9	12	6	82	179	627	3.5	24	55

2013 Game-By-Game

vs. ULM (8/31): Completed 3-of-5 passes for 38 yards, rushed twice for 10 yards
vs. West Virginia (9/7): Rushed twice for 21 yards and was 0-1 passing
vs. Tulsa (9/14): In first career start, threw for 413 yards on 27-37 passing with four touchdowns and had 24 rushing yards on 10 carries to earn Big 12 Offensive Player of the Week honors
at Notre Dame (9/28): Started at QB, completed 22 of 30 passes for 232 yards and two touchdowns and ran for 59 yards on 12 carries
vs. TCU (10/5): Started at QB, completed 20 of 31 passes for 152 yards and rushed career-high 14 times for season-high 61 yards
vs. Texas (10/12): Started at QB, throwing for 133 yards and two interceptions on 12-26 passing and rushed seven times for -27 yards
at Kansas (10/19): Started at QB, throwing for 131 yards and two touchdowns on 15-25 passing and rushing for 53 yards on 10 carries
vs. Texas Tech (10/26): Started at QB, tossed two TD passes and completed 14 of 22 passes for 249 yards to go with 44 rush yards on nine carries
at Baylor (11/7): Started at QB, threw for 150 yards, a TD and two interceptions on 15 of 35 passing, also ran eight times for five yards
vs. Iowa State (11/16): Started at QB, threw for 10 yards on 2-5 passing and rushed once for five yards before leaving because of injury
at Kansas State (11/23): Did not play
at Oklahoma State (12/7): Came in relief of an injured Trevor Knight in the second half and completed 10 of 16 passes for 140 yards and a game-winning touchdown pass with 19 seconds left to Jalen Saunders

SEASON HIGHS

Completions: 27 vs. Tulsa (9/14/13)
Attempts: 37 vs. Tulsa (9/14/13)
Passing yards: 413 vs. Tulsa (9/14/13)
Passing touchdowns: 4 vs. Tulsa (9/14/13)
Interceptions: 2, two times, MR at Baylor (11/7/13)
Long pass: 82 vs. Tulsa (9/14/13)
Rushes: 14 vs. TCU (10/5/13)
Rushing yards: 61 vs. TCU (10/5/13)
Rushing touchdowns: N/A
Long rush: 27 at Kansas (10/19/13)

CAREER HIGHS

Completions: 27 vs. Tulsa (9/14/13)
Attempts: 37 vs. Tulsa (9/14/13)
Passing yards: 413 vs. Tulsa (9/14/13)
Passing touchdowns: 4 vs. Tulsa (9/14/13)
Interceptions: 2, two times, MR at Baylor (11/7/13)
Long pass: 82 vs. Tulsa (9/14/13)
Rushes: 14 vs. TCU (10/5/13)
Rushing yards: 74 vs. Baylor (11/10/12)
Rushing touchdowns: 4, two times, MR: vs. Texas (10/13/12)
Long rush: 55 vs. Baylor (11/10/12)



11
LACOLTAN BESTER

WIDE RECEIVER
6-3 | 195 | SR
SCOOBA, MISS.
EAST MISSISSIPPI C.C.

YEAR	GP-GS	REC	YDS	AVG	TD	LONG
2012	12-0	3	29	9.7	0	13
2013	11-6	21	287	13.7	1	47
Career	23-6	24	316	13.2	1	47

2013 Game-By-Game


vs. ULM (8/31): Caught one pass for seven yards
vs. West Virginia (9/7): Caught a career-high three passes for 46 yards, including career-long 32 yard reception
vs. Tulsa (9/14): Made first start of career and had two receptions for 16 yards
at Notre Dame (9/28): Started and caught a 26-yard TD pass, the first of his career
vs. TCU (10/5): Started at WR, caught one pass for 19 yards
vs. Texas (10/12): Started at WR and had a career-high five catches for 70 yards, including a career long 47-yard grab
at Kansas (10/19): Threw a 49-yard TD pass to Sterling Shepard on a WR reverse
vs. Texas Tech (10/26): Scored on a 35-yard TD run and caught one pass for nine yards
at Baylor (11/7): Caught two passes for 11 yards
vs. Iowa State (11/16): Started at WR, recording a career-high 75 receiving yards on four grabs
at Kansas State (11/23): Did not play
at Oklahoma State (12/7): Started at WR, caught one pass for eight yards

SEASON HIGHS

Receptions: 5 vs. Texas (10/12/13)
Receiving yards: 75 vs. Iowa State (11/16/13)
Receiving Touchdowns: 1 at Notre Dame (9/28/13)
Long reception: 47 vs. Texas (10/12/13)

CAREER HIGHS

Receptions: 5 vs. Texas (10/12/13)
Receiving yards: 75 vs. Iowa State (11/16/13)
Receiving Touchdowns: 1 at Notre Dame (9/28/13)
Long reception: 47 vs. Texas (10/12/13)



24
BRENNAN CLAY

RUNNING BACK
5-11 | 201 | SR
SAN DIEGO, CALIF.
SCRIPPS RANCH HIGH SCHOOL

YEAR	GP-GS	RUSH AVG.	TD	LG	REC. AVG.	TD	LG	KR AVG.	TD	LONG
2010	9-0	36-127	3.5	0	13	3-13	4.3	0	8	6-119
2011	11-6	75-274	3.7	1	12	18-104	5.8	0	16	2-53
2012	13-1	93-555	6.0	6	41	15-100	6.7	1	25	20-507
2013	12-10	158-913	5.8	6	76	9-63	7.0	0	13	6-83
Career	45-17	362-1869	5.2	13	76	45-280	6.2	1	25	34-762

2013 Game-By-Game

vs. ULM (8/31): Started at RB, rushed eight times for 43 yards and a TD
vs. West Virginia (8/31): Started at RB, gained 170 rushing yards on 22 carries and returned one kickoff for 20 yards
vs. Tulsa (9/14): Started at RB, scored a rushing TD and finished with 49 yards on 15 carries
at Notre Dame (9/28): Started at RB, gained 77 rushing yards on 14 carries and caught two passes for seven yards
vs. TCU (10/5): Started at RB, rushed nine times for 111 yards, including career-long 76-yard TD run, and tied career high with four catches for 21 yards
vs. Texas (10/12): Started at RB, carried five times for 26 yards and caught one pass for 12 yards
at Kansas (10/19): Started at RB, rushed six times for 20 yards and caught one pass for 13 yards
vs. Texas Tech (10/26): Gained 42 yards on 11 carries
at Baylor (11/7): Started at RB, rushed six times for 19 yards and returned two kicks for 37 yards
vs. Iowa State (11/16): Rushed seven times for 86 yards, including a 63-yard TD
at Kansas State (11/23): Started at RB, set career high with 200 rushing yards and scored two TDs on career-best 31 carries and returned two kickoffs for 13 yards
at Oklahoma State (12/7): Started at RB, rushed for 70 yards on 24 carries, caught one pass for 10 yards and returned one kick for 13 yards

SEASON HIGHS

Rushes: 31 at Kansas State (11/23/13)
Rushing yards: 200 at Kansas State (11/23/13)
Rushing touchdowns: 2 at Kansas State (11/23/13)
Long rush: 76 vs. TCU (10/5/13)
Receptions: 4 vs. TCU (10/5/13)
Receiving yards: 21 vs. TCU (10/5/13)
Receiving touchdowns: N/A
Long reception: 13 at Kansas (10/19/13)
Kickoff returns: 2, two times, MR at Kansas State (11/23/13)
Kickoff return yards: 37 at Baylor (11/7/13)
Long kickoff return: 22 at Baylor (11/7/13)

CAREER HIGHS

Rushes: 31 at Kansas State (11/23/13)
Rushing yards: 200 at Kansas State (11/23/13)
Rushing touchdowns: 2, two times, MR at Kansas State (11/23/13)
Long rush: 76 vs. TCU (10/5/13)
Receptions: 4, three times, MR vs. TCU (10/5/13)
Receiving yards: 41 vs. Tulsa (9/3/11)
Receiving touchdowns: 1 vs. Baylor (11/10/12)
Long reception: 25 at West Virginia (11/17/12)
Kickoff returns: 4 vs. Notre Dame (10/27/12)
Kickoff return yards: 96 vs. Texas (10/13/12)
Long kickoff return: 46 at West Virginia (11/17/12)



14 AARON COLVIN

DEFENSIVE BACK
6-0 | 192 | SR
OWASSO, OKLA.
OWASSO HIGH SCHOOL
TEAM CAPTAIN

YEAR	GP-GS	UT	AT	TOTAL	TFL	SACKS	INT	FF	FR	PBU
2010	14-1	21	13	34	3.0-7	0.0-0	0	1	0	3
2011	12-12	58	26	84	4.5-21	0.5-4	0	0	2-0	6
2012	13-13	47	14	61	2.5-15	2.0-14	4-28	0	0	11
2013	10-9	39	10	49	5.0-11	1.0-3	1-0	0	1-0	3
Career	49-35	165	63	228	15.0-54	3.5-21	5-28	1	3-0	23

2013 Game-By-Game

vs. ULM (8/31): Started at CB, recorded four tackles and broke up one pass
vs. West Virginia (9/7): Started at CB, made four tackles and had 0.5 TFL
vs. Tulsa (9/14): Did not play due to injury
at Notre Dame (9/28): Started at CB, tallied two tackles and broke up a pass
vs. TCU (10/5): Started at CB, had five tackles with first sack of year
vs. Texas (10/12): Started at CB, season-high nine tackles with 2.0 TFL
at Kansas (10/19): Started at CB, eight tackles with 1.5 TFL, a pass breakup and returned a blocked extra point for a defensive PAT
vs. Texas Tech (10/26): Started at CB, intercepted a pass, recovered a fumble and had seven tackles
at Baylor (11/7): Started at CB, made three tackles
vs. Iowa State (11/16): Did not play due to injury
at Kansas State (11/23): Recorded five tackles
at Oklahoma State (12/7): Started at CB, finished with two tackles

SEASON HIGHS

Tackles: 9 vs. Texas (10/12/13)
Tackles for loss: 2.0 vs. Texas (10/12/13)
Sacks: 1.0 vs. TCU (10/5/13)
Interceptions: 1 vs. Texas Tech (10/26/13)
Fumbles forced: N/A
Fumble recoveries: 1 vs. Texas Tech (10/26/13)
PBU: 1, three times, MR at Kansas (10/19/13)

CAREER HIGHS

Tackles: 13 vs. Texas Tech (10/22/11)
Tackles for loss: 2.0, three times, MR vs. Texas (10/12/13)
Sacks: 2.0 vs. Oklahoma State (11/24/12)
Interceptions: 1, five times, MR vs. Texas Tech (10/26/13)
Fumbles forced: 1 vs. Florida State (9/11/10)
Fumble recoveries: 1, three times, MR vs. Texas Tech (10/26/13)
PBU: 3, two times, MR at West Virginia (11/17/12)



90 MATT DIMON

DEFENSIVE END
6-2 | 268 | FR
KATY, TEXAS
KATY HIGH SCHOOL

YEAR	GP-GS	UT	AT	TOTAL	TFL	SACKS	INT	FF	FR	PBU
2013	11-0	3	2	5	0.0-0	0.0-0	0	0	0	0
Career	11-0	3	2	5	0.0-0	0.0-0	0	0	0	0

2013 Game-By-Game

vs. ULM (8/31): Made Sooners debut
vs. West Virginia (9/7): Did not record any stats
vs. Tulsa (9/14): Made first tackle of career
at Notre Dame (9/28): Recorded one tackle
vs. TCU (10/5): Did not record any stats
vs. Texas (10/12): Made one tackle
at Kansas (10/19): Career-high two tackles and blocked a punt for a safety
vs. Texas Tech (10/26): Did not record any stats
at Baylor (11/7): Did not record any stats
vs. Iowa State (11/16): Did not record any stats
at Kansas State (11/23): Did not record any stats
at Oklahoma State (12/7): Did not play

SEASON/CAREER HIGHS

Tackles: 2 at Kansas (10/19/13)



26 JORDAN EVANS

LINEBACKER
6-3 | 216 | FR
NORMAN, OKLA.
NORMAN NORTH HIGH SCHOOL


YEAR	GP-GS	UT	AT	TOTAL	TFL	SACKS	INT	FF	FR	PBU
2013	8-0	6	6	12	0.5-0	0.0-0	0	0	0	1
Career	8-0	6	6	12	0.5-0	0.0-0	0	0	0	1

2013 Game-By-Game

vs. ULM (8/31): Made Sooners debut
vs. West Virginia (9/7): Did not record any stats
vs. Tulsa (9/14): Made first four tackles of career with 0.5 TFL
at Notre Dame (9/28): Did not record any stats
vs. TCU (10/5): Did not record any stats
vs. Texas (10/12): Did not record any stats
at Kansas (10/19): Did not play
vs. Texas Tech (10/26): Set career-high with eight tackles and broke up a pass
at Baylor (11/7): Did not record any stats
vs. Iowa State (11/16): Did not play due to injury
at Kansas State (11/23): Did not play due to injury
at Oklahoma State (12/7): Did not play due to injury

SEASON/CAREER HIGHS

Tackles: 8 vs. Texas Tech (10/26/13)
Tackles for loss: 0.5 vs. Tulsa (9/14/13)
PBU: 1 vs. Texas Tech (10/26/13)



22
ROY FINCH
 RUNNING BACK
 5-7 | 167 | SR
 NICEVILLE, FLA.
 NICEVILLE HIGH SCHOOL

YEAR	GP-GS	RUSH	AVG.	TD	LG	REC.	AVG.	TD	LG	KR	AVG.	TD	LG
2010	8-1	85-398	4.7	2	29	10-49	4.9	0	16	1-18	18.0	0	18
2011	13-7	111-605	5.5	3	55	34-296	8.7	0	47	11-223	20.3	0	31
2012	12-0	7-62	8.9	1	17	2-6	3.0	0	5	12-372	31.0	1	100
2013	12-2	59-347	5.9	0	48	10-73	7.3	2	29	14-385	27.5	0	73
Career	46-10	262-1412	5.4	6	55	56-424	7.6	2	47	38-998	26.3	1	100

2013 Game-By-Game

vs. ULM (8/31): Rushed four times for 42 yards and caught two passes for two yards
vs. West Virginia (9/7): Started at RB, rushed three times for no yards
vs. Tulsa (9/14): Caught the first TD pass of his career, a 29-yard score, and added 68 rushing yards on eight carries
at Notre Dame (9/28): Rushed three times for 15 yards, caught one pass for six yards and returned two kickoffs for 35 yards
vs. TCU (10/5): Rushed once for no gain and caught one pass for three yards
vs. Texas (10/12): Returned two kickoffs for 97 yards, including a 73-yarder, rushed once for 12 yards and caught one pass for five yards
at Kansas (10/19): Tallied 53 rushing yards on seven carries, 11 yards on one catch and 29 yards on one kickoff return
vs. Texas Tech (10/26): Carried eight times for 55 yards and returned three kickoffs for 68 yards
at Baylor (11/7): Caught a 10-yard TD pass and rushed seven times for a team-high 36 yards
vs. Iowa State (11/16): Started at RB, rushed a season-high 10 times for 45 yards, caught two passes for seven yards and returned one kickoff for 18 yards
at Kansas State (11/23): Returned two kickoffs for 65 yards and rushed six times for 21 yards
at Oklahoma State (12/7): Brought back three kickoffs for 73 yards and rushed once for no yards

SEASON HIGHS

Rushes: 10 vs. Iowa State (11/16/13)
Rushing yards: 68 vs. Tulsa (9/14/13)
Rushing touchdowns: N/A
Long rush: 48 vs. Tulsa (9/14/13)
Receptions: 2, two times, MR vs. Iowa State (11/16/13)
Receiving yards: 29 vs. Tulsa (9/14/13)
Receiving touchdowns: 1, two times, MR at Baylor (11/7/13)
Long reception: 29 vs. Tulsa (9/14/13)
Kickoff returns: 3, two times, MR at Oklahoma State (12/7/13)
Kickoff return yards: 97 vs. Texas (10/12/13)
Kickoff return touchdown: N/A
Long kickoff return: 73 vs. Texas (10/12/13)

CAREER HIGHS

Rushes: 26 vs. Texas A&M (11/5/11)
Rushing yards: 99 vs. Texas A&M (11/5/11)
Rushing touchdowns: 1, six times, MR vs. Florida A&M (9/8/12)
Long rush: 55 vs. Texas Tech (10/22/11)
Receptions: 7 at Kansas State (10/29/11)
Receiving yards: 69 at Kansas State (10/29/11)
Receiving touchdowns: 1, two times, MR at Baylor (11/7/13)
Long reception: 47 vs. Ball State (10/1/11)
Kickoff returns: 4 vs. Texas Tech (10/22/11)
Kickoff return yards: 112 vs. Kansas (10/20/12)
Kickoff return touchdown: 1 vs. Kansas (10/20/12)
Long kickoff return: 100 vs. Kansas (10/20/12)



21
KEITH FORD
 RUNNING BACK
 5-11 | 205 | FR
 CYPRESS, TEXAS
 CYPRESS RANCH HIGH SCHOOL

YEAR	GP-GS	RUSH	AVG.	TD	LG	REC.	AVG.	TD	LG
2013	9-0	20-119	5.9	1	23	0-0	--	--	--
Career	9-0	20-119	5.9	1	23	0-0	--	--	--

2013 Game-By-Game

vs. ULM (8/31): In OU debut, rushed four times for 20 yards
vs. West Virginia (9/7): Did not play
vs. Tulsa (9/14): Scored first career TD and ended with 46 yards on seven carries
at Notre Dame (9/28): Did not record any stats
vs. TCU (10/5): Did not record any stats
vs. Texas (10/12): Rushed six times for 34 yards
at Kansas (10/19): Carried three times for 19 yards
vs. Texas Tech (10/26): Did not record any stats
at Baylor (11/7): Did not record any stats
vs. Iowa State (11/16): Did not play
at Kansas State (11/23): Did not play
at Oklahoma State (12/7): Did not record any stats

SEASON/CAREER HIGHS

Rushes: 7 vs. Tulsa (9/14/13)
Rushing yards: 46 vs. Tulsa (9/14/13)
Rushing touchdowns: 1 vs. Tulsa (9/14/13)
Long rush: 23 vs. Tulsa (9/14/13)



25
AARON FRANKLIN
 LINEBACKER
 6-1 | 222 | RS JR
 MARSHALL, TEXAS
 MARSHALL HIGH SCHOOL

YEAR	GP-GS	UT	AT	TOTAL	TFL	SACKS	INT	FF	FR	PBU
2011	10-0	2	2	4	0.0-0	0.0-0	0	0	0	0
2012	13-0	14	7	21	1.0-8	1.0-8	0	0	0	0
2013	10-0	4	1	5	0.0-0	0.0-0	0	0	0	0
Career	33-0	20	10	30	1.0-8	1.0-8	0	0	0	0

2013 Game-By-Game


vs. ULM (8/31): Did not record any stats
vs. West Virginia (9/7): Made first tackle of the season
vs. Tulsa (9/14): Did not play
at Notre Dame (9/28): Did not record any stats
vs. TCU (10/5): Did not record any stats
vs. Texas (10/12): Season-high two tackles
at Kansas (10/19): Made one tackle
vs. Texas Tech (10/26): Did not play
at Baylor (11/7): Recorded one tackle
vs. Iowa State (11/16): Did not record any stats
at Kansas State (11/23): Did not record any stats
at Oklahoma State (12/7): Did not record any stats

SEASON HIGHS

Tackles: 2 vs. Texas (10/12/13)
Tackles for loss: N/A
Sacks: N/A

CAREER HIGHS

Tackles: 6 vs. Florida A&M (9/8/12)
Tackles for loss: 1.0 vs. Florida A&M (9/8/12)
Sacks: 1.0 vs. Florida A&M (9/8/12)



7

TREY FRANKS

WIDE RECEIVER
5-10 | 200 | RS JR
ORANGE, TEXAS
WEST ORANGE-STARK HIGH SCHOOL

YEAR	GP-GS	REC	YDS	AVG	TD	LG	KR	YDS	AVG	TD	LG
2010	14-4	29	263	9.1	1	24	5	116	23.2	0	44
2011	11-2	22	196	8.9	0	24	22	525	23.9	0	52
2012	0-0	--	--	--	--	--	--	--	--	--	--
2013	11-1	0	0	--	0	--	5	118	23.6	0	40
Career	36-7	51	459	9.0	1	24	32	759	23.7	0	52

2013 Game-By-Game

vs. ULM (8/31): Did not record any stats
vs. West Virginia (9/7): Made one tackle
vs. Tulsa (9/14): Recorded one tackle and returned two kicks for 52 yards
at Notre Dame (9/28): Returned one kick for 40 yards
vs. TCU (10/5): Matched career high with two tackles
vs. Texas (10/12): Assisted on one tackle
at Kansas (10/19): Did not record any stats
vs. Texas Tech (10/26): Made one tackle on special teams
at Baylor (11/7): Started at WR, returned two kicks for 26 yards
vs. Iowa State (11/16): Did not play due to illness
at Kansas State (11/23): Did not record any stats
at Oklahoma State (12/7): Did not record any stats

SEASON HIGHS

Receptions: N/A
Receiving yards: N/A
Receiving touchdowns: N/A
Long reception: N/A
Tackles: 2 vs. TCU (10/5/13)
Fumbles recovered: 1 vs. West Virginia (9/7/13)
Kickoff returns: 2, two times, MR at Baylor (11/7/13)
Kickoff return yards: 52 vs. Tulsa (9/14/13)
Kickoff return touchdown: N/A
Long kickoff return: 40 at Notre Dame (9/28/13)

CAREER HIGHS

Receptions: 8, two times, MR at Oklahoma State (12/3/11)
Receiving yards: 74 vs. Tulsa (9/3/11)
Receiving touchdowns: 1 at Texas A&M (11/6/10)
Long reception: 24, two times, MR at Baylor (11/19/11)
Tackles: 2, two times, MR vs. TCU (10/5/13)
Fumbles recovered: 1 vs. West Virginia (9/7/13)
Kickoff returns: 6 at Baylor (11/19/11)
Kickoff return yards: 129 at Baylor (11/19/11)
Kickoff return touchdown: N/A
Long kickoff return: 52 vs. Iowa (12/30/11)



82

BRANNON GREEN

TIGHT END
6-2 | 256 | SR
ALTAMONT, KAN.
FORT SCOTT C.C.

YEAR	GP-GS	REC	YDS	AVG	TD	LONG
2012	12-0	3	45	15.0	1	18
2013	12-0	1	16	16.0	0	16
Career	24-0	4	61	15.5	1	18

2013 Game-By-Game


vs. ULM (8/31): Did not record any stats
vs. West Virginia (9/7): Did not record any stats
vs. Tulsa (9/14): Did not record any stats
at Notre Dame (9/28): Did record any stats
vs. TCU (10/5): Did record any stats
vs. Texas (10/12): Did record any stats
at Kansas (10/19): Did not record any stats
vs. Texas Tech (10/26): Did record any stats
at Baylor (11/7): Did not record any stats
vs. Iowa State (11/16): Did not record any stats
at Kansas State (11/23): Did not record any stats
at Oklahoma State (12/7): Caught one pass for 16 yards

SEASON HIGHS

Receptions: 1 at Oklahoma State (12/7/13)
Receiving yards: 16 at Oklahoma State (12/7/13)
Touchdown receptions: N/A
Long reception: 16 at Oklahoma State (12/7/13)

CAREER HIGHS

Receptions: 1, four times, MR at Oklahoma State (9/22/12)
Receiving yards: 18, two times, MR vs. Florida A&M (9/8/12)
Touchdown receptions: 1 at UTEP (9/1/12)
Long reception: 18, two times, MR vs. Florida A&M (9/8/12)



85 GENEO GRISSOM

DEFENSIVE END
6-4 | 263 | RS JR
HUTCHINSON, KAN.
HUTCHINSON HIGH SCHOOL



10 QUENTIN HAYES

DEFENSIVE BACK
6-0 | 193 | JR
LANCASTER, TEXAS
LANCASTER HIGH SCHOOL

YEAR	GP-GS	UT	AT	TOTAL	TFL	SACKS	INT	FF	FR	PBU
2011	5-0	3	2	5	1.5-2	0.0-0	0	0	0	0
2012	12-0	3	1	4	0.0-0	0.0-0	0	0	0	0
2013	12-5	20	18	38	6.5-25	2.0-13	1-54	0	0	3
Career	29-5	26	21	47	8.0-27	2.0-13	1-54	0	0	3

YEAR	GP-GS	UT	AT	TOTAL	TFL	SACKS	INT	FF	FR	PBU
2011	8-0	3	0	3	0.0-0	0.0-0	0	0	0	0
2012	0-0	--	--	--	---	---	--	--	--	--
2013	12-12	41	29	70	4.0-12	1.0-7	2-0	2	0	6
Career	20-12	44	29	73	4.0-12	1.0-7	2-0	2	0	6

2013 Game-By-Game

vs. ULM (8/31): Started at DE, made two tackles with 1.0 TFL
vs. West Virginia (9/7): Started at DE, matched career high with three tackles and broke up one pass
vs. Tulsa (9/14): Started at DE, recorded two tackles and had 0.5 TFL
at Notre Dame (9/28): Started at DE, career-high six tackles with 0.5 tackles for loss
vs. TCU (10/5): Recorded one tackle
vs. Texas (10/12): Intercepted the first pass of his career and returned it 54 yards for a touchdown, also had two tackles and 1.0 TFL
at Kansas (10/19): Broke up a pass and made four tackles with 0.5 TFL
vs. Texas Tech (10/26): Had four tackles, including 0.5 TFL, and broke up a pass
at Baylor (11/7): Tied career high with six tackles and had 1.0 TFL
vs. Iowa State (11/16): Started at DE, finishing with five tackles, including 0.5 sacks
at Kansas State (11/23): Recorded 1.0 sack
at Oklahoma State (12/7): Assisted on one tackle

SEASON HIGHS

Tackles: 6, two times, MR at Baylor (11/7/13)
Tackles for loss: 1.0, four times, MR at Kansas State (11/23/13)
Sacks: 1.0 at Kansas State (11/23/13)
Interceptions: 1 vs. Texas (10/12/13)
PBU: 1, three times, MR vs. Texas Tech (10/26/13)

CAREER HIGHS

Tackles: 6, two times, MR at Baylor (11/7/13)
Tackles for loss: 1.0, five times, MR at Kansas State (11/23/13)
Sacks: 1.0 at Kansas State (11/23/13)
Interceptions: 1 vs. Texas (10/12/13)
PBU: 1, three times, MR vs. Texas Tech (10/26/13)

2013 Game-By-Game

vs. ULM (8/31): Started at SS, made two tackles
vs. West Virginia (9/7): Started at SS, had eight tackles, 0.5 TFL and one forced fumble
vs. Tulsa (9/14): Started at SS, made two tackles
at Notre Dame (9/28): Started at SS, tallied eight tackles and 0.5 TFL
vs. TCU (10/5): Started at SS, recorded four tackles
vs. Texas (10/12): Started at SS, made eight tackles and 2.0 TFL
at Kansas (10/19): Started at SS, finished with five tackles
vs. Texas Tech (10/26): Started at SS, had eight tackles, forced a fumble and broke up two passes
at Baylor (11/7): Started at SS, posted a career-high 10 tackles and his first career sack
vs. Iowa State (11/16): Started at SS, intercepted the first pass of his career and made three tackles
at Kansas State (11/23): Started at SS, intercepted a pass, broke up two more and had a team-high seven tackles
at Oklahoma State (12/7): Started at SS, broke up two passes and had five tackles

SEASON HIGHS

Tackles: 10 at Baylor (11/7/13)
Tackles for loss: 2.0 vs. Texas (10/12/13)
Sacks: 1.0 at Baylor (11/7/13)
Interceptions: 1, two times, MR at Kansas State (11/23/13)
Fumbles Forced: 1, two times, MR vs. Texas Tech (10/26/13)
PBU: 2, three times, MR at Oklahoma State (12/7/13)

CAREER HIGHS

Tackles: 10 at Baylor (11/7/13)
Tackles for loss: 2.0 vs. Texas (10/12/13)
Sacks: 1.0 at Baylor (11/7/13)
Interceptions: 1, two times, MR at Kansas State (11/23/13)
Fumbles Forced: 1, two times, MR vs. Texas Tech (10/26/13)
PBU: 2, three times, MR at Oklahoma State (12/7/13)



39
NICK HODGSON
 KICKER
 6-2 | 193 | JR
 N. RICHLAND HILLS, TEXAS
 N. RICHLAND HILLS HIGH SCHOOL



18
MICHAEL HUNNICUTT
 KICKER
 6-1 | 176 | RS JR
 RICHARDSON, TEXAS
 PEARCE HIGH SCHOOL
TEAM CAPTAIN

YEAR	GP-GS	KICKOFFS	YDS	TB	OB	AVG.
2012	1-0	2	128	0	0	64.0
2013	12-0	61	3922	40	2	64.3
Career	13-0	63	4050	40	2	64.3

YEAR	GP-GS	FG-ATT	PCT	BLK	LONG	PAT	PCT	KO	YDS	TB	OB	AVG.
2011	12-0	21-24	87.5	0	53	55-56	98.2	13	704	0	0	54.2
2012	13-0	17-21	81.0	1	45	57-59	96.6	30	1861	8	0	62.0
2013	12-0	23-26	88.5	1	44	41-42	97.6	16	897	2	1	56.1
Career	37-0	61-71	85.9	2	53	153-157	97.5	59	3462	10	1	58.7

2013 Game-By-Game

vs. ULM (8/31): In OU debut, recorded touchbacks on all seven kickoffs
vs. West Virginia (9/7): Two of five kickoffs went for touchbacks
vs. Tulsa (9/14): Tallied six touchbacks on 10 kickoffs
at Notre Dame (9/28): Tallied six touchbacks on seven kickoffs
vs. TCU (10/5): Recorded three touchbacks on four kickoffs
vs. Texas (10/12): Four of five kickoffs went for touchbacks
at Kansas (10/19): Kicked off six times with two touchbacks
vs. Texas Tech (10/26): Produced four touchbacks on seven kickoffs
at Baylor (11/7): Kicked off twice
vs. Iowa State (11/16): Recorded touchbacks on all four kickoffs
at Kansas State (11/23): Two of four kickoffs went for touchbacks
at Oklahoma State (12/7): Did not record any stats

SEASON HIGHS

Kickoffs: 10 vs. Tulsa (9/14/13)
Kickoff Yards: 644 vs. Tulsa (9/14/13)
Touchbacks: 7 vs. ULM (8/31/13)
Average Kickoff: 65.0, two times, MR vs. Iowa State (11/16/13)

CAREER HIGHS

Kickoffs: 10 vs. Tulsa (9/14/13)
Kickoff Yards: 644 vs. Tulsa (9/14/13)
Touchbacks: 7 vs. ULM (8/31/13)
Average Kickoff: 65.0, two times, MR vs. Iowa State (11/16/13)

2013 Game-By-Game

vs. ULM (8/31): Was 2-2 on field goals (41, 33 yards) and 4-4 on extra points
vs. West Virginia (9/7): Made 3-of-4 field goal tries with season-long 44-yarder
vs. Tulsa (9/14): Hit all three field goals (20, 30, 36 yards)
at Notre Dame (9/28): Made field goals of 27 and 19 yards
vs. TCU (10/5): Was 2-2 on field goals (39, 37 yards) to become OU's all-time career field goal leader
vs. Texas (10/12): Made both field goal tries (34, 37 yards)
at Kansas (10/19): Went 1-1 on field goals with a 37-yarder
vs. Texas Tech (10/26): Made a 37-yard field goal, but had a 52-yarder blocked
at Baylor (11/7): Hit on 1-2 field goals (22 yards) and kicked off once
vs. Iowa State (11/16): Made both field goals (22 and 32 yards) and was a perfect 6-6 on extra points
at Kansas State (11/23): Hit both field goals (30 and 37 yards) and all five PATs
at Oklahoma State (12/7): Caught an eight-yard touchdown pass on a fake field goal and made both field goal tries (21, 39 yards)

SEASON HIGHS

Field goals: 3, two times, MR vs. Tulsa (9/14/13)
Field goal attempts: 4 vs. West Virginia (9/7/13)
Long field goal: 44 vs. West Virginia (9/7/13)
Extra points made: 6, two times, MR vs. Iowa State (11/16/13)
Extra point attempts: 6, two times, MR vs. Iowa State (11/16/13)
Kickoffs: 6 at Oklahoma State (12/7/13)
Kickoff Yards: 336 at Oklahoma State (12/7/13)
Touchbacks: 1, two times, MR at Oklahoma State (12/7/13)
Average Kickoff: 62.0 at Baylor (11/7/13)

CAREER HIGHS

Field goals: 4, two times, MR: vs. Iowa State (11/26/11)
Field goal attempts: 4, four times, MR: vs. West Virginia (9/7/13)
Long field goal: 53 at Kansas State (10/29/11)
Extra points made: 9 vs. Florida A&M (9/8/12)
Extra point attempts: 10 vs. Florida A&M (9/8/12)
Kickoffs: 11 vs. Texas (10/13/12)
Kickoff Yards: 690 vs. Texas (10/13/12)
Touchbacks: 5 vs. Texas (10/13/12)
Average Kickoff: 65.0 vs. Tulsa (9/3/11)



64 GABE IKARD

OFFENSIVE LINE
6-3 | 298 | RS SR
OKLAHOMA CITY, OKLA.
BISHOP MCGUINESS HIGH SCHOOL
TEAM CAPTAIN

YEAR	GP-GS	NOTES
2010	14-12	All 12 starts at LG
2011	13-13	Started first 3 games at LG, next 7 at center, final 3 at LG
2012	12-12	All 12 starts at center
2013	12-12	Started all 12 games at center
Career	51-49	31 starts at center, 18 at LG

2013: Wuerffel Trophy winner ... Selmon Spirit Award winner ... Capital One Academic All-American of the Year ... Senior CLASS Award Finalist ... Rimington Trophy Finalist ... First-Team All-American, Walter Camp ... Second-Team All-American, Athlon Sports ... All-Big 12 First Team (Coaches, AP, Athlon Sports, San Antonio Express-News, Sporting News) ... honorable mention Big 12 Offensive Lineman of the Year, Coaches ... NFF Scholar-Athlete ... Campbell Trophy Finalist ... Academic All-Big 12 First Team ... Don Key Award Winner




68 BRONSON IRWIN

OFFENSIVE LINE
6-5 | 314 | SR
MUSTANG, OKLA.
MUSTANG HIGH SCHOOL

YEAR	GP-GS	NOTES
2010	8-0	Saw time on OL and on field goal unit
2011	13-0	Special teams member
2012	13-13	All 13 starts at right guard
2013	12-8	Started at RG in 6 games (ISU, BU, TTU, KU, UT, TCU); started at LG twice (KSU, OSU)
Career	46-21	19 career starts at right guard, 2 at left guard

2013: Preseason fourth-team All-Big 12 according to Phil Steele



22 CORTEZ JOHNSON

DEFENSIVE BACK
6-2 | 201 | RS SO
NEW ORLEANS, LA.
UNIVERSITY OF ARIZONA

YEAR	GP-GS	UT	AT	TOTAL	TFL	SACKS	INT	FF	FR	PBU
2011*	8-2	10	6	16	0.5-1	0.0-0	0	0	0	1
2012					-----Redshirt-----					
2013	9-2	8	8	16	0.0-0	0.0-0	0	0	0	1
Career	17-4	18	14	32	0.5-1	0.0-0	0	0	0	2

* - At Arizona

2013 Game-By-Game

vs. ULM (8/31): Did not play
vs. West Virginia (9/7): Made OU debut with three tackles and a pass breakup
vs. Tulsa (9/14): Recorded two tackles
at Notre Dame (9/28): Did not play
vs. TCU (10/5): Did not record any stats
vs. Texas (10/12): Made two tackles
at Kansas (10/19): Did not record any stats
vs. Texas Tech (10/26): Made one tackle on special teams
vs. Texas Tech (10/26): Did not play
at Baylor (11/7): Did not record any stats
vs. Iowa State (11/16): Made first start as a Sooner, matching a career high with seven tackles
at Kansas State (11/23): Started at CB, finished with two tackles
at Oklahoma State (12/7): Did not record any stats

SEASON HIGHS

Tackles: 7 vs. Iowa State (11/16/13)
Tackles for loss: N/A
PBU: 1 vs. West Virginia (9/7/13)

CAREER HIGHS

Tackles: 7, two times, MR vs. Iowa State (11/16/13)
Tackles for loss: 0.5 vs. Northern Arizona (9/3/11)
PBU: 1, two times, MR vs. West Virginia (9/7/13)




54 NILA KASITATI

OFFENSIVE LINE
6-4 | 312 | RS SO
EULESS, TEXAS
TRINITY HIGH SCHOOL

YEAR	GP-GS	NOTES
2011	1-0	Made Sooners debut vs. Ball State
2012	4-0	Played in first four games before season-ending injury
2013	12-6	Started the first four games of the season and the KSU and OSU games at RG
Career	17-6	6 career starts at right guard

2013: Made first career start at right guard vs. ULM (8/31)



9

TREVOR KNIGHT

QUARTERBACK
6-1 | 201 | RS FR
SAN ANTONIO, TEXAS
REAGAN HIGH SCHOOL

YEAR	GP-GS	C-A	PCT	YDS	AVG/G	TD	INT	LG	RUSH	YDS	AVG	TD	LG
2013	7-4	47-90	52.2	471	67.3	5	4	48	62	438	7.1	2	56
Career	7-4	47-90	52.2	471	67.3	5	4	48	62	438	7.1	2	56

2013 Game-By-Game

vs. ULM (8/31): Started at QB in OU debut, completed 11-of-28 passes for 86 yards and 3 TDs; rushed 13 times for 103 yards
vs. West Virginia (9/7): Started at QB, threw for 119 yards and a touchdown and ran for 42 yards on seven carries
vs. Tulsa (9/14): Did not play due to injury
at Notre Dame (9/28): Recorded 24 yards on two carries and completed lone pass for six yards
vs. TCU (10/5): Did not play
vs. Texas (10/12): Did not play
at Kansas (10/19): Did not play
vs. Texas Tech (10/26): Did not play
at Baylor (11/7): Rushed five times for 17 yards
vs. Iowa State (11/16): Completed eight of 14 passes for 61 yards and rushed 10 times for a career-high 123 yards, including a 56-yard touchdown run
at Kansas State (11/23): Started at QB, completed 14 passes on 20 attempts for a career-high 171 yards and a TD; ran 14 times for 82 yards and a score
at Oklahoma State (12/7): Started at QB, rushed 11 times for 47 yards and completed three of seven passes for 28 yards before exiting at halftime with injury

SEASON/CAREER HIGHS

Completions: 14 at Kansas State (11/23/13)
Attempts: 28 vs. ULM (8/31/13)
Passing yards: 171 at Kansas State (11/23/13)
Passing Touchdowns: 3 vs. ULM (8/31/13)
Long pass: 48 at Kansas State (11/23/13)
Rushes: 14 at Kansas State (11/23/13)
Rushing yards: 123 vs. Iowa State (11/16/13)
Rushing touchdowns: 1, two times, MR at Kansas State (11/23/13)
Long rush: 56 vs. Iowa State (11/16/13)



40

P.L. LINDLEY

DEFENSIVE END
6-2 | 254 | RS SO
ROUND ROCK, TEXAS
STONY POINT HIGH SCHOOL

YEAR	GP-GS	UT	AT	TOTAL	TFL	SACKS	INT	FF	FR	PBU
2012	7-0	3	1	4	0.0-0	0.0-0	0	0	0	0
2013	9-1	5	4	9	0.0-0	0.0-0	0	0	1-0	0
Career	16-1	8	5	13	0.0-0	0.0-0	0	0	1-0	0

2013 Game-By-Game

vs. ULM (8/31): Did not record any stats
vs. West Virginia (9/7): Did not play
vs. Tulsa (9/14): Did not record any stats
at Notre Dame (9/28): Did not play
vs. TCU (10/5): Did not play
vs. Texas (10/12): Made two tackles and recovered the first fumble of his career
at Kansas (10/19): Made first career start at DE and had career-high five tackles
vs. Texas Tech (10/26): Did not record any stats
at Baylor (11/7): Did not record any stats
vs. Iowa State (11/16): Did not record any stats
at Kansas State (11/23): Did not record any stats
at Oklahoma State (12/7): Recorded two tackles

SEASON HIGHS

Tackles: 5 at Kansas (10/19/13)
Fumbles recovered: 1 vs. Texas (10/12/13)

CAREER HIGHS

Tackles: 5 at Kansas (10/19/13)
Fumbles recovered: 1 vs. Texas (10/12/13)



9
GABE LYNN
 DEFENSIVE BACK
 6-0 | 204 | RS SR
 TULSA, OKLA.
 JENKS HIGH SCHOOL



98
CHUKA NDULUE
 DEFENSIVE END
 6-3 | 274 | RS JR
 DALLAS, TEXAS
 DALLAS JESUIT PREP

YEAR	GP-GS	UT	AT	TOTAL	TFL	SACKS	INT	FF	FR	PBU
2010	8-0	0	0	0	0.0-0	0.0-0	0	0	1-0	1
2011	10-2	18	4	22	2.0-5	0.0-0	0	0	0	2
2012	13-10	29	8	37	2.5-4	0.0-0	0	0	0	3
2013	12-12	33	19	52	2.5-15	2.0-12	3-40	0	1-27	3
Career	43-24	80	31	111	7.0-24	2.0-12	3-40	0	2-27	9

YEAR	GP-GS	UT	AT	TOTAL	TFL	SACKS	INT	FF	FR	PBU
2011	7-0	1	3	4	1.0-1	1.0-1	0	0	0	0
2012	13-10	23	22	45	6.0-13	5.0-12	0	1	0	0
2013	11-8	18	19	37	4.5-19	2.0-16	0	0	1-0	0
Career	31-18	42	44	86	11.5-33	8.0-29	0	1	1-0	0

2013 Game-By-Game

vs. ULM (8/31): Started at FS, made two tackles and broke up a pass
vs. West Virginia (9/7): Started at FS, intercepted his first career pass, recovered a fumble and made three tackles; named Big 12 Defensive Player of the Week
vs. Tulsa (9/14): Started at FS, returned an interception 31 yards
at Notre Dame (9/28): Started at FS, finished with four tackles
vs. TCU (10/5): Started at FS, recorded four tackles
vs. Texas (10/12): Started at FS, posted five tackles
at Kansas (10/19): Started at FS, broke up a pass and had four tackles
vs. Texas Tech (10/26): Started at FS, intercepted a pass and set a career high with nine tackles
at Baylor (11/7): Started at FS, made four tackles
vs. Iowa State (11/16): Started at FS, recorded the first sack of his career and finished with six tackles
at Kansas State (11/23): Started at FS, tied career-high with 1.5 TFL and 1.0 sack, part of five-tackle day
at Oklahoma State (12/7): Started at FS, broke up a pass and had six tackles

SEASON HIGHS

Tackles: 9 vs. Texas Tech (10/26/13)
Tackles for loss: 1.5 at Kansas State (11/23/13)
Sacks: 1.0, two times, MR at Kansas State (11/23/13)
Interceptions: 1, three times, MR vs. Texas Tech (10/26/13)
Fumbles recovered: 1 vs. West Virginia (9/7/13)
PBU: 1, three times, MR at Oklahoma State (12/7/13)

CAREER HIGHS

Tackles: 9 vs. Texas Tech (10/26/13)
Tackles for loss: 1.5, two times, MR at Kansas State (11/23/13)
Sacks: 1.0, two times, MR at Kansas State (11/23/13)
Interceptions: 1, three times, MR vs. Texas Tech (10/26/13)
Fumbles recovered: 1, two times, MR vs. West Virginia (9/7/13)
PBU: 2 vs. Baylor (11/10/12)

2013 Game-By-Game


vs. ULM (8/31): Did not play
vs. West Virginia (9/7): Recovered a fumble and made one tackle
vs. Tulsa (9/14): Did not record any stats
at Notre Dame (9/28): Did not record any stats
vs. TCU (10/5): Started at DE, tallied six tackles with 0.5 TFL
vs. Texas (10/12): Started at DE, recorded a career-high 15 tackles
at Kansas (10/19): Started at DE, did not record any stats
vs. Texas Tech (10/26): Started at DE, had four tackles with 1.0 sack
at Baylor (11/7): Started at DE, made three tackles with 1.0 sack
vs. Iowa State (11/16): Started at DE, made two tackles with 1.0 TFL
at Kansas State (11/23): Started at DE, did not record any stats
at Oklahoma State (12/7): Started at DE, recorded six tackles with 1.0 TFL coming on a goal-line stand

SEASON HIGHS

Tackles: 15 vs. Texas (10/12/13)
Tackles for loss: 1.0, four times, MR at Oklahoma State (12/7/13)
Sacks: 1.0, two times, MR at Baylor (11/7/13)
Fumbles caused: N/A
Fumbles recovered: 1 vs. West Virginia (9/7/13)

CAREER HIGHS

Tackles: 15 vs. Texas (10/12/13)
Tackles for loss: 1.0, nine times, MR at Oklahoma State (12/7/13)
Sacks: 1.0, six times, MR at Baylor (11/7/13)
Fumbles caused: 1 vs. Notre Dame (10/27/12)
Fumbles recovered: 1 vs. West Virginia (9/7/13)



5 DURRON NEAL

WIDE RECEIVER
5-11 | 199 | SO
ST. LOUIS, MO.
DE SMET JESUIT HIGH SCHOOL



94 TORREA PETERSON

DEFENSIVE TACKLE
6-3 | 295 | RS JR
SAN ANTONIO, TEXAS
EAST CENTRAL HS

YEAR	GP-GS	REC	YDS	AVG	TD	LONG
2012	10-0	5	75	15.0	0	25
2013	12-2	13	176	13.5	0	41
Career	22-2	18	251	13.9	0	41

YEAR	GP-GS	UT	AT	TOTAL	TFL	SACKS	INT	FF	FR	PBU
2011	5-0	3	0	3	1.0-3	0.0-0	0	0	0	0
2012	1-0	0	0	0	0.0-0	0.0-0	0	0	0	0
2013	7-1	1	3	4	0.5-1	0.0-0	0	0	0	0
Career	13-1	4	3	7	1.5-4	0.0-0	0	0	0	0

2013 Game-By-Game

vs. ULM (8/31): Caught two passes for 27 yards
vs. West Virginia (9/7): Did not record any stats
vs. Tulsa (9/14): Set career highs for receptions (4), receiving yards (64) and long reception (41)
at Notre Dame (9/28): Did not record any stats
vs. TCU (10/5): Tied career high with four catches and had 42 receiving yards
vs. Texas (10/12): Did not record any stats
at Kansas (10/19): Made first start of career at WR, did not record any stats
vs. Texas Tech (10/26): Did not record any stats
at Baylor (11/7): Caught one pass for 12 yards
vs. Iowa State (11/16): Did not record any stats
at Kansas State (11/23): Started at WR, caught two passes for 31 yards
at Oklahoma State (12/7): Did not record any stats

SEASON HIGHS

Receptions: 4, two times, MR vs. TCU (10/5/13)
Receiving yards: 64 vs. Tulsa (9/14/13)
Long reception: 41 vs. Tulsa (9/14/13)

CAREER HIGHS

Receptions: 4, two times, MR vs. TCU (10/5/13)
Receiving yards: 64 vs. Tulsa (9/14/13)
Long reception: 41 vs. Tulsa (9/14/13)

2013 Game-By-Game


vs. ULM (8/31): Did not play
vs. West Virginia (9/7): Did not record any stats
vs. Tulsa (9/14): Did not record any stats
at Notre Dame (9/28): Did not play
vs. TCU (10/5): Made two tackles with 0.5 TFL
vs. Texas (10/12): Recorded one tackle
at Kansas (10/19): Did not play
vs. Texas Tech (10/26): Did not record any stats
at Baylor (11/7): Did not record any stats
vs. Iowa State (11/16): Made the first start of his career at DT, had one tackle
at Kansas State (11/23): Did not play
at Oklahoma State (12/7): Did not play

SEASON HIGHS

Tackles: 2 vs. TCU (10/5/13)
Tackles for loss: 0.5 vs. TCU (10/5/13)

CAREER HIGHS

Tackles: 2 vs. TCU (10/5/13)
Tackles for loss: 1.0 vs. Texas (10/8/11)



16 JAZ REYNOLDS

WIDE RECEIVER
6-2 | 198 | RS SR
HOUSTON, TEXAS
EISENHOWER HIGH SCHOOL

YEAR	GP-GS	REC	YDS	AVG	TD	LONG
2009	9-0	13	256	19.7	0	57
2010	-----Redshirt-----					
2011	10-6	41	715	17.4	5	62
2012	0-0	--	--	--	--	--
2013	11-4	12	202	16.8	1	82
Career	30-10	66	1173	17.8	6	82

2013 Game-By-Game

vs. ULM (8/31): Caught one pass for 12 yards
vs. West Virginia (9/7): Did not record any stats
vs. Tulsa (9/14): Started at WR, four catches for 109 yards, including career-long 82-yarder
at Notre Dame (9/28): Started at WR, caught one pass for 16 yards
vs. TCU (10/5): Started at WR, did not record any stats
vs. Texas (10/12): Did not record any stats
at Kansas (10/19): Caught a 16-yard TD pass
vs. Texas Tech (10/26): Did not play
at Baylor (11/7): Recorded three receptions for 31 yards
at Kansas State (11/23): Caught one pass for eight yards
at Oklahoma State (12/7): Did not record any stats

SEASON HIGHS

Receptions: 4 vs. Tulsa (9/14/13)
Receiving yards: 109 vs. Tulsa (9/14/13)
Touchdown receptions: 1 at Kansas (10/19/13)
Long reception: 82 vs. Tulsa (9/14/13)

CAREER HIGHS

Receptions: 7 at Baylor (11/19/11)
Receiving yards: 141 vs. Ball State (10/1/11)
Touchdown receptions: 2 at Kansas State (10/29/11)
Long reception: 82 vs. Tulsa (9/14/13)



48 AARON RIPKOWSKI

FULLBACK
6-1 | 254 | JR
DAYTON, TEXAS
DAYTON HIGH SCHOOL

YEAR	GP-GS	REC	YDS	AVG	TD	LONG
2011	9-0	0	0	--	0	--
2012	11-1	0	0	--	0	--
2013	12-6	1	3	3.0	1	3
Career	32-7	1	3	3.0	1	3

2013 Game-By-Game

vs. ULM (8/31): Started at FB, did not record any stats
vs. West Virginia (9/7): Did not record any stats
vs. Tulsa (9/14): Did not record any stats
at Notre Dame (9/28): Did record any stats
vs. TCU (10/5): Did record any stats
vs. Texas (10/12): Did record any stats
at Kansas (10/19): Did not record any stats
vs. Texas Tech (10/26): Started at FB, did not record any stats
at Baylor (11/7): Started at FB, did not record any stats
vs. Iowa State (11/16): Started at FB, caught a three-yard TD pass
at Kansas State (11/23): Started at FB, did not record any stats
at Oklahoma State (12/7): Started at FB, did not record any stats

SEASON HIGHS

Receptions: 1 vs. Iowa State (11/16/13)
Receiving yards: 3 vs. Iowa State (11/16/13)
Touchdown receptions: 1 vs. Iowa State (11/16/13)
Long reception: 3 vs. Iowa State (11/16/13)

CAREER HIGHS

Receptions: 1 vs. Iowa State (11/16/13)
Receiving yards: 3 vs. Iowa State (11/16/13)
Touchdown receptions: 1 vs. Iowa State (11/16/13)
Long reception: 3 vs. Iowa State (11/16/13)



28 ALEX ROSS

RUNNING BACK
6-1 | 209 | RS FR
JENKS, OKLA.
JENKS HIGH SCHOOL


YEAR	GP-GS	RUSHING	AVG.	TD	LG	REC.	AVG.	TD	LG
2013	10-0	3-19	6.3	0	8	0-0	--	--	--
Career	10-0	3-19	6.3	0	8	0-0	--	--	--

2013 Game-By-Game

vs. ULM (8/31): In OU debut, rushed one time for eight yards
vs. West Virginia (9/7): Did not record any stats
vs. Tulsa (9/14): Did not record any stats
at Notre Dame (9/28): Did record any stats
vs. TCU (10/5): Did record any stats
vs. Texas (10/12): Did not play
at Kansas (10/19): Did not play
vs. Texas Tech (10/26): Did not record any stats
at Baylor (11/7): Did not record any stats
vs. Iowa State (11/16): Career-high two carries for 11 yards
at Kansas State (11/23): Did not record any stats
at Oklahoma State (12/7): Did not record any stats

SEASON/CAREER HIGHS

Rushes: 2 vs. Iowa State (11/16/13)
Rushing yards: 11 vs. Iowa State (11/16/13)
Rushing touchdowns: N/A
Long rush: 8, two times, MR vs. Iowa State (11/16/13)



15 ZACK SANCHEZ

DEFENSIVE BACK
5-11 | 1762 | RS FR
KELLER, TEXAS
CENTRAL HIGH SCHOOL

YEAR	GP-GS	UT	AT	TOTAL	TFL	SACKS	INT	FF	FR	PBU
2013	12-12	30	13	43	0.5-1	0.0-0	1-74	0	0	12
Career	12-12	30	13	43	0.5-1	0.0-0	1-74	0	0	12

2013 Game-By-Game

vs. ULM (8/31): In first career start at CB, made three tackles with one breakup
vs. West Virginia (9/7): Started at CB, recorded six tackles
vs. Tulsa (9/14): Started at CB, tallied six tackles, 0.5 TFL and one pass breakup
at Notre Dame (9/28): Started at CB, broke up three passes and had two tackles
vs. TCU (10/5): Started at CB, broke up a career-high four passes and had two tackles
vs. Texas (10/12): Started at CB, made two tackles
at Kansas (10/19): Started at CB, broke up a pass and had two tackles
vs. Texas Tech (10/26): Started at CB, registered a career-high eight tackles
at Baylor (11/7): Started at CB, did not record any stats
vs. Iowa State (11/16): Started at CB, broke up a pass and made three tackles
at Kansas State (11/23): Started at CB, returned an interception 74 yards for a touchdown and made four tackles
at Oklahoma State (12/7): Started at CB, broke up a pass and tallied five tackles

SEASON/CAREER HIGHS

Tackles: 8 vs. Texas Tech (10/26/13)
Tackles for loss: 0.5 vs. Tulsa (9/14/13)
Interceptions: 1 at Kansas State (11/23/13)
PBU: 4 vs. TCU (10/5/13)



8 JALEN SAUNDERS

WIDE RECEIVER
5-9 | 157 | SR
ELK GROVE, CALIF.
FRESNO STATE

YEAR	GP-GS	REC	YDS	AVG	TD	LG	PR	AVG	TD	LG	KR	AVG	TD	LG
2010*	13-1	30	462	15.4	3	78	6-69	11.5	0	22	32-743	23.2	0	54
2011*	13-8	50	1065	21.3	12	88	0-0	--	--	--	0-0	--	--	--
2012	9-8	62	829	13.4	3	76	5-88	17.6	1	81	0-0	--	--	--
2013	12-12	56	654	11.7	6	76	18-302	16.8	2	91	1-55	55.0	0	55
Career	47-29	198	3010	15.2	24	88	29-459	15.8	3	91	33-798	24.2	0	55

* - at Fresno State

2013 Game-By-Game

vs. ULM (8/31): Started at WR, finished with 3 catches for 30 yards and 2 TDs and returned four punts for 55 yards
vs. West Virginia (9/7): Started at WR, season-high four catches for 60 yards and three punt returns for 25 yards
vs. Tulsa (9/14): Started at WR, caught three passes for 47 yards, including a 25-yard touchdown, and returned one punt for 28 yards
at Notre Dame (9/28): Started at WR, team-high seven catches for 46 yards and one punt return for one yard
vs. TCU (10/5): Started at WR, had a team-high five catches for 30 yards
vs. Texas (10/12): Started at WR, caught three passes for 18 yards
at Kansas (10/19): Started at WR, recorded four receptions for 47 yards and returned two punts for one yard
vs. Texas Tech (10/26): Started at WR, matched career high with two TD catches, including a 76-yarder, and caught six passes for season-high 153 yards
at Baylor (11/7): Started at WR, team-high six receptions for 74 yards, returned one kick for career-long 55 yards and brought back one punt for one yard
vs. Iowa State (11/16): Started at WR, returned a punt 91 yards for a touchdown and caught three passes for 15 yards
at Kansas State (11/23): Started at WR, caught a team-high seven passes for 95 yards and returned one punt for 30 yards
at Oklahoma State (12/7): Started at WR, returned a punt 64 yards for a TD, caught five passes for 39 yards, including the game-winning TD with 19 seconds left, and rushed two times for 49 yards

SEASON HIGHS

Receptions: 7, two times, MR at Kansas State (11/23/13)
Receiving yards: 153 vs. Texas Tech (10/26/13)
Touchdown receptions: 2, two times, MR vs. Texas Tech (10/26/13)
Long reception: 76 vs. Texas Tech (10/26/13)
Rushes: 2 at Oklahoma State (12/7/13)
Rushing yards: 49 at Oklahoma State (12/7/13)
Rushing touchdowns: N/A
Long rush: 37 at Oklahoma State (12/7/13)
Punt Returns: 4 vs. ULM (8/31/13)
Punt Return Yards: 92 vs. Iowa State (11/16/13)
Punt Return Touchdowns: 1, two times, MR at Oklahoma State (12/7/13)
Punt Return Long: 91 vs. Iowa State (11/16/13)
Kick Returns: 1 at Baylor (11/7/13)
Kick Return Yards: 55 at Baylor (11/7/13)
Kick Return Long: 55 at Baylor (11/7/13)

CAREER HIGHS

Receptions: 15 vs. Notre Dame (10/27/12)
Receiving yards: 181 vs. Notre Dame (10/27/12)
Touchdown receptions: 2, five times, MR vs. Texas Tech (10/26/13)
Long reception: 88 at San Diego State (12/3/11)
Rushes: 5 vs. Northern Illinois (12/18/10)
Rushing yards: 59 at San Jose State (10/23/10)
Rushing touchdowns: 1, two times, MR at New Mexico State (11/12/11)
Long rush: 37 at Oklahoma State (12/7/13)
Punt Returns: 4 vs. ULM (8/31/13)
Punt Return Yards: 92 vs. Iowa State (11/16/13)
Punt Return Touchdowns: 1, three times, MR at Oklahoma State (12/7/13)
Punt Return Long: 91 vs. Iowa State (11/16/13)w
Kick Returns: 6 vs. Hawaii (10/9/10)
Kick Return Yards: 143 vs. Hawaii (10/9/10)
Kick Return Long: 55 at Baylor (11/7/13)



20 FRANK SHANNON

LINEBACKER
6-1 | 229 | RS SO
DALLAS, TEXAS
SKYLINE HIGH SCHOOL

YEAR	GP-GS	UT	AT	TOTAL	TFL	SACKS	INT	FF	FR	PBU
2012	12-2	22	18	40	3.5-15	2.0-12	0	0	1-0	0
2013	12-12	50	35	85	7.0-24	2.0-13	1-17	1	0	0
Career	24-14	72	53	125	10.5-39	4.0-25	1-17	1	1-0	0

2013 Game-By-Game

vs. ULM (8/31): Started at LB, recorded seven tackles with 1.0 TFL
vs. West Virginia (9/7): Started at LB, made two tackles
vs. Tulsa (9/14): Started at LB, recorded 10 tackles
at Notre Dame (9/28): Started at LB, intercepted the first pass of his career and had a team-high eight tackles with 0.5 TFL
vs. TCU (10/5): Started at LB, led team with seven tackles and had 1.0 TFL
vs. Texas (10/12): Started at LB, career-high 16 tackles and had a forced fumble
at Kansas (10/19): Started at LB, recorded two tackles
vs. Texas Tech (10/26): Started at LB, made one tackle
at Baylor (11/7): Started at LB, game-high 15 tackles, with 2.0 TFL
vs. Iowa State (11/16): Started at LB, career-high 2.5 tackles for loss and 2.0 sacks as part of eight tackles
at Kansas State (11/23): Started at LB, recorded three tackles
at Oklahoma State (12/7): Started at LB, picked up six tackles

SEASON HIGHS

Tackles: 16 vs. Texas (10/12/13)
Tackles for loss: 2.5 vs. Iowa State (11/16/13)
Sacks: 2.0 vs. Iowa State (11/16/13)
Interceptions: 1 at Notre Dame (9/28/13)
Fumbles Caused: 1 vs. Texas (10/12/13)
Fumbles Recovered: 1 at TCU (12/1/12)

CAREER HIGHS

Tackles: 16 vs. Texas (10/12/13)
Tackles for loss: 2.5 vs. Iowa State (11/16/13)
Sacks: 2.0 vs. Iowa State (11/16/13)
Interceptions: 1 at Notre Dame (9/28/13)
Fumbles Caused: 1 vs. Texas (10/12/13)
Fumbles Recovered: 1 at TCU (12/1/12)



3 STERLING SHEPARD

WIDE RECEIVER
5-10 | 193 | SO
OKLAHOMA CITY, OKLA.
HERITAGE HALL HIGH SCHOOL

YEAR	GP-GS	REC	YDS	AVG	TD	LONG
2012	13-4	45	621	13.8	3	52
2013	11-11	44	540	12.3	6	57
Career	24-15	89	1161	13.0	9	57

2013 Game-By-Game

vs. ULM (8/31): Started at WR, caught one pass for 11 yards
vs. West Virginia (9/7): Started at WR, made two catches for 12 yards
vs. Tulsa (9/14): Started at WR, career-high eight catches and 123 yards with two TDs
at Notre Dame (9/28): Started at WR, caught five passes for 83 yards and a TD
vs. TCU (10/5): Started at WR, had a team-high five catches for 37 yards
vs. Texas (10/12): Started at WR, rushed once for a career-long gain of 24 yards
at Kansas (10/19): Started at WR, caught two touchdown passes and finished with seven receptions for 82 yards
vs. Texas Tech (10/26): Started at WR, eclipsed the 1,000-receiving yard mark in his career with five catches for 43 yards
at Baylor (11/7): Started at WR, rushed once for a loss of three yards
vs. Iowa State (11/16): Did not play due to injury
at Kansas State (11/23): Started at WR, caught four passes for 37 yards and a TD
at Oklahoma State (12/7): Started at WR, team-high seven catches for 112 yards, including a career-long 57 yard reception

SEASON HIGHS

Receptions: 8 vs. Tulsa (9/14/13)
Receiving yards: 123 vs. Tulsa (9/14/13)
Touchdown receptions: 2, two times, MR at Kansas (10/19/13)
Long reception: 57 at Oklahoma State (12/7/13)

CAREER HIGHS

Receptions: 8 vs. Tulsa (9/14/13)
Receiving yards: 123 vs. Tulsa (9/14/13)
Touchdown receptions: 2, two times, MR at Kansas (10/19/13)
Long reception: 57 at Oklahoma State (12/7/13)




74 ADAM SHEAD

OFFENSIVE LINE
6-4 | 316 | RS JR
CEDAR HILL, TEXAS
CEDAR HILL HIGH SCHOOL

YEAR	GP-GS	NOTES
2011	9-5	Made 5 starts at left guard
2012	13-13	Started all 13 games at left guard
2013	10-10	Started at LG in first 10 games; did not play at Kansas State or Oklahoma State
Career	32-28	All 28 career starts made at left guard

2013: Named preseason Third-Team All-Big 12 by Phil Steele



19 ERIC STRIKER

LINEBACKER
6-0 | 219 | SO
SEFFNER, FLA.
ARMWOOD HIGH SCHOOL

YEAR	GP-GS	UT	AT	TOTAL	TFL	SACKS	INT	FF	FR	PBU
2012	13-0	3	3	6	0.0-0	0.0-0	0	0	0	0
2013	12-12	21	22	43	7.5-41	3.5-25	0	0	1-3	3
Career	25-12	24	25	49	7.5-41	3.5-25	0	0	1-3	3

2013 Game-By-Game

vs. ULM (8/31): Made first career start at LB, made one tackle
vs. West Virginia (9/7): Started at LB, made five tackles with 1.0 TFL
vs. Tulsa (9/14): Started at LB, recorded four tackles
at Notre Dame (9/28): Started at LB, tallied two tackles and had a quarterback hurry that resulted in an INT for a touchdown by Corey Nelson
vs. TCU (10/5): Started at LB, made two tackles including a tackle for loss
vs. Texas (10/12): Started at LB, career-high seven tackles with a pass breakup and 1.0 TFL
at Kansas (10/19): Started at LB, recorded the first sack of his career and finished with six tackles
vs. Texas Tech (10/26): Started at LB, career-high 1.5 sacks and three tackles
at Baylor (11/7): Started at LB, made five tackles with 1.0 TFL and a pass breakup
vs. Iowa State (11/16): Started at LB, posted six tackles with 1.0 sack
at Kansas State (11/23): Started at LB, assisted on one tackle
at Oklahoma State (12/7): Started at LB, returned a fumble three yards for a TD on OSU's last possession and made one tackle

SEASON HIGHS

Tackles: 7 vs. Texas (10/12/13)
Tackles for loss: 1.5 vs. Texas Tech (10/26/13)
Sacks: 1.5 vs. Texas Tech (10/26/13)
Fumbles Recovered: 1 at Oklahoma State (12/7/13)
PBU: 1, three times, MR at Baylor (11/7/13)

CAREER HIGHS

Tackles: 7 vs. Texas (10/12/13)
Tackles for loss: 1.5 vs. Texas Tech (10/26/13)
Sacks: 1.5 vs. Texas Tech (10/26/13)
Fumbles Recovered: 1 at Oklahoma State (12/7/13)
PBU: 1, three times, MR at Baylor (11/7/13)



91 CHARLES TAPPER

LINEBACKER
6-4 | 261 | SO
BALTIMORE, MD.
CITY COLLEGE HIGH SCHOOL

YEAR	GP-GS	UT	AT	TOTAL	TFL	SACKS	INT	FF	FR	PBU
2012	5-0	0	2	2	0.0-0	0.0-0	0	0	0	0
2013	12-11	22	25	47	9.0-40	5.5-31	0	0	0	1
Career	17-11	22	27	49	9.0-40	5.5-31	0	0	0	1

2013 Game-By-Game

vs. ULM (8/31): Made first career start at DE, tallied three tackles
vs. West Virginia (9/7): Started at DE, career-high five tackles
vs. Tulsa (9/14): Started at DE, career-high six tackles with 0.5 sack
at Notre Dame (9/28): Started at DE, tallied four tackles with 0.5 tackles for loss
vs. TCU (10/5): Started at DE, had a career-high 2.0 sacks to go with five tackles
vs. Texas (10/12): Started at DE, made four tackles
at Kansas (10/19): Started at DE, matched career high with six tackles and had 3.0 TFL and 2.0 sacks
vs. Texas Tech (10/26): Started at DE, finished with one tackle
at Baylor (11/7): Started at DE, had four tackles with 1.0 TFL and one pass breakup
vs. Iowa State (11/16): Assisted on a tackle for loss
at Kansas State (11/23): Started at DE, recorded two tackles with 0.5 TFL
at Oklahoma State (12/7): Started at DE, tied career high with six tackles, including 1.0 sack on OSU's final possession

SEASON HIGHS

Tackles: 6, three times, MR at Oklahoma State (12/7/13)
Tackles for loss: 3.0 at Kansas (10/19/13)
Sacks: 2.0, two times, MR at Kansas (10/19/13)
PBU: 1 at Baylor (11/7/13)

CAREER HIGHS

Tackles: 6, three times, MR at Oklahoma State (12/7/13)
Tackles for loss: 3.0 at Kansas (10/19/13)
Sacks: 2.0, two times, MR at Kansas (10/19/13)
PBU: 1 at Baylor (11/7/13)



6 STANVON TAYLOR

DEFENSIVE BACK
5-11 | 173 | FR
TULSA, OKLA.
EAST CENTRAL HIGH SCHOOL


YEAR	GP-GS	UT	AT	TOTAL	TFL	SACKS	INT	FC	FR	PBU
2013	12-1	4	0	4	0.0-0	0.0-0	0	0	0	2
Career	12-1	4	0	4	0.0-0	0.0-0	0	0	0	2

2013 Game-By-Game

vs. ULM (8/31): Made Sooners debut
vs. West Virginia (9/7): Did not record any stats
vs. Tulsa (9/14): In first career start, had three tackles and two pass breakups
at Notre Dame (9/28): Did not record any stats
vs. TCU (10/5): Did not record any stats
vs. Texas (10/12): Did not record any stats
at Kansas (10/19): Did not record any stats
vs. Texas Tech (10/26): Did not record any stats
at Baylor (11/7): Did not record any stats
vs. Iowa State (11/16): Recorded one tackle
at Kansas State (11/23): Did not record any stats
at Oklahoma State (12/7): Did not record any stats

SEASON/CAREER HIGHS

Tackles: 3 vs. Tulsa (9/14/13)
PBU: 2 vs. Tulsa (9/14/13)



1 KENDAL THOMPSON

QUARTERBACK
6-1 | 199 | RS SO
OKLAHOMA CITY, OKLA.
SOUTHMOORE HIGH SCHOOL

YEAR	GP-GS	C-A	PCT	YDS	AVG/G	TD	INT	LG	RUSH	YDS	AVG	TD	LG
2013	2-0	4-13	30.8	64	32.0	1	1	44	4	20	5.0	0	12
Career	2-0	4-13	30.8	64	32.0	1	1	44	4	20	5.0	0	12

2013 Game-By-Game

vs. ULM (8/31): Did not play
vs. West Virginia (9/7): Did not play
vs. Tulsa (9/14): Did not play
at Notre Dame (9/28): Did not play
vs. TCU (10/5): Did not play
vs. Texas (10/12): Did not play
at Kansas (10/19): Did not play
vs. Texas Tech (10/26): Did not play
at Baylor (11/7): Did not play
vs. Iowa State (11/16): Made OU debut, completing two of four passes for 47 yards and a touchdown and rushing twice for 21 yards
at Kansas State (11/23): Did not play
at Oklahoma State (12/7): Completed two of nine passes for 17 yards and an INT

SEASON/CAREER HIGHS

Completions: 2, two times, MR at Oklahoma State (12/7/13)
Attempts: 9 at Oklahoma State (12/7/13)
Passing yards: 47 vs. Iowa State (11/16/13)
Passing Touchdowns: 1 vs. Iowa State (11/16/13)
Long pass: 44 vs. Iowa State (11/16/13)
Rushes: 2, two times, MR at Oklahoma State (12/7/13)
Rushing yards: 21 vs. Iowa State (11/16/13)
Long rush: 12 vs. Iowa State (11/16/13)



71 TYRUS THOMPSON

OFFENSIVE LINE
6-5 | 320 | RS JR
PFLUGERVILLE, TEXAS
PFLUGERVILLE HIGH SCHOOL

YEAR	GP-GS	NOTES
2011	5-0	Backup offensive tackle
2012	13-5	Started twice at LT, three times at RT
2013	11-11	Started at left tackle in first 11 games, did not play at Oklahoma State
Career	29-16	13 career starts at LT, three at RT

2013: Started at left tackle in first 11 games, did not play at Oklahoma State due to injury



93 JORDAN WADE

DEFENSIVE TACKLE
6-4 | 296 | RS FR
ROUND ROCK, TEXAS
STONY POINT HIGH SCHOOL


YEAR	G-GS	UT	AT	TOTAL	TFL	SACKS	INT	FC	FR	PBU
2013	11-7	6	8	14	1.0-1	1.0-1	0	0	0	0
Career	11-7	6	8	14	1.0-1	1.0-1	0	0	0	0

2013 Game-By-Game

vs. ULM (8/31): In Sooners debut, made two tackles
vs. West Virginia (9/7): Did not play
vs. Tulsa (9/14): Did not record any stats
at Notre Dame (9/28): Did not record any stats
vs. TCU (10/5): Made first start of career at DT, tallied two tackles with 1.0 sack
vs. Texas (10/12): Started at DT, notched two tackles and blocked an extra point
at Kansas (10/19): Started at DT, finished with two tackles and blocked an extra point for the second week in a row
vs. Texas Tech (10/26): Started at DT, had a career-high four tackles
at Baylor (11/7): Started at DT, did not record any stats
vs. Iowa State (11/16): Did not record any stats
at Kansas State (11/23): Started at DT, finished with two tackles
at Oklahoma State (12/7): Started at DT, did not record any stats

SEASON/CAREER HIGHS

Tackles: 4 vs. Texas Tech (10/26/13)
Tackles for loss: 1.0 vs. TCU (10/5/13)
Sacks: 1.0 vs. TCU (10/5/13)



79 DARYL WILLIAMS

OFFENSIVE LINE
6-6 | 321 | RS JR
LAKE DALLAS, TEXAS
LAKE DALLAS HIGH SCHOOL

YEAR	GP-GS	NOTES
2011	9-1	Started season opener at RT
2012	10-10	Started first 10 games of season at RT before season-ending injury
2013	12-12	Started all 12 games at right tackle
Career	31-23	All 23 career starts have come at RT

2013: Named All-Big 12 Second Team by the coaches



2

JULIAN WILSON

DEFENSIVE BACK
6-2 | 199 | RS JR
MOORE, OKLA
SOUTHMOORE HS

YEAR	G-GS	UT	AT	TOTAL	TFL	SACKS	INT	FF	FR	PBU
2011	11-0	1	1	2	0.0-0	0.0-0	0	0	0	0
2012	13-2	23	8	31	2.0-3	0.0-0	0	0	0	5
2013	12-11	17	6	23	4.5-18	0.0-0	3-0	0	0	3
Career	36-13	41	15	56	6.5-21	0.0-0	3-0	0	0	8

2013 Game-By-Game

vs. ULM (8/31): Started at NB, intercepted a pass and broke up another
vs. West Virginia (9/7): Started at NB, season-high five tackles
vs. Tulsa (9/14): Started at NB, had three tackles with 0.5 TFL and a pass breakup
at Notre Dame (9/28): Started at NB, intercepted a pass and had two tackles, including a TFL
vs. TCU (10/5): Started at NB, made two tackles and broke up a pass
vs. Texas (10/12): Started at NB, did not record any stats
at Kansas (10/19): Did not record any stats
vs. Texas Tech (10/26): Started at NB, recorded four tackles with 1.0 TFL
at Baylor (11/7): Started at NB, had one tackle
vs. Iowa State (11/16): Started at NB, recorded 1.0 tackle for loss
at Kansas State (11/23): Started at NB, made two tackles with 1.0 TFL
at Oklahoma State (12/7): Started at NB, intercepted a pass and had three tackles

SEASON HIGHS

Tackles: 5 vs. West Virginia (9/7/13)
Tackles for loss: 1.0, four times, MR at Kansas State (11/23/13)
Interceptions: 1, three times, MR at Oklahoma State (12/7/13)
PBU: 1, three times, MR vs. TCU (10/5/13)

CAREER HIGHS

Tackles: 6, two times, MR at West Virginia (11/17/12)
Tackles for loss: 1.0, six times, MR at Kansas State (11/23/13)
Interceptions: 1, three times, MR at Oklahoma State (12/7/13)
PBU: 2 vs. Texas A&M (1/4/13)

1939 ★ ORANGE BOWL	
Miami, Fla. (32,191)	
TENNESSEE	17
OKLAHOMA	0

1947 ★ GATOR BOWL	
Jacksonville, Fla. (10,034)	
N.C. STATE	13
OKLAHOMA	34

1949 ★ SUGAR BOWL	
New Orleans, La. (80,383)	
NORTH CAROLINA	6
OKLAHOMA	14

	OU	UT
First Downs	6	15
Rushes-Yards	16-25	51-197
Passing Yards	69	63
Passes-Comp-Int	13-4-0	27-10-1
Plays-Yards	43-94	64-260
Fumbles-Lost	4-3	2-1
Penalties-Yards	9-90	16-130
Punts-Average	13-40	12-36

SCORE BY QUARTER

Tennessee	7	3	0	7	17
Oklahoma	0	0	0	0	0

SCORING

UT - Foxx 12-yd run (Wyatt run), 0-7
 UT - Wyatt 32-yd FG, 0-10
 UT - Wood 22-yd run (Wyatt kick), 0-17

STATISTICS LEADERS

Rushing: OU - McCullough, 9-9
 UT - Coffman, 12-56
 Passing: OU - McCullough, 19-7-1-37
 UT - Wood, 5-2-0-40
 Receiving: OU - Clark, 3-30
 UT - Cifers, 1-23

GAME SUMMARY

This was the first Orange Bowl that featured two national powers as both teams were undefeated and untied. To lure the Sooners to Miami, the Orange Bowl director circled the Norman campus, leaving chalk messages that promoted the game. Tennessee's powerful ground attack was too much for the Sooners, winners of 14 straight, as the Volunteers raced to a 17-0 victory in the fifth annual Orange Bowl. The victory was the 13th straight for the Vols, who were coached by Major Bob Neyland. The game was considered to be the roughest of all bowl games played that year as both teams combined for more than 200 yards in penalties.

	OU	NCS
First Downs	12	13
Rushes-Yards	43-195	47-136
Passing Yards	75	103
Passes-Comp-Int	9-3-2	18-7-3
Plays-Yards	51-270	65-239
Fumbles-Lost	4-3	2-1
Penalties-Yards	7-34	3-13
Punts-Average	5-31.0	4-36.0

SCORE BY QUARTER

N.C. State	7	0	6	0	13
Oklahoma	7	20	0	7	34

SCORING

OU - Davis 1 yd run (Wallace kick), 7-0
 NCSU - Phillips 63 yd pass from Turner (Byler kick), 7-7
 OU - Davis 7 yd run (Wallace kick), 14-7
 OU - Golding 5 yd run (Wallace kick), 21-7
 OU - Davis 5 yd run (kick failed), 27-7
 NCSU - Palmer 8 yd run (kick failed), 27-13
 OU - Owens 15 yd pass from Sarratt (Wallace kick), 34-13

STATISTICS LEADERS

Rushing: OU - Golding, 12-91
 NCSU - Palmer, 10-70

GAME SUMMARY

In a game that featured two of the marquee names in college football at the time, Oklahoma blasted North Carolina State, 34-13, before an overflowing crowd of 10,000 in the second annual Gator Bowl. The Sooners did not take long to get on the scoreboard, two minutes to be exact, on an Eddie Davis one-yard plunge. N.C. State roared back to even the score, but OU put the game out of reach by scoring 20 second-quarter points and coasted from there. The marquee matchup was made possible because of the Tournament of Roses committee decision to match representatives of the Western Athletic Conference (now the Pac-12) and the Big Nine, (now the Big Ten). This agreement made it possible for teams not waiting for a possible Rose Bowl berth to be picked by the Gator Bowl committee.

	OU	UNC
First Downs	14	12
Rushes-Yards	65-186	34-128
Passing Yards	43	82
Passes-Comp-Int	4-1-0	21-8-2
Plays-Yards	229	42-210
Fumbles-Lost	1-1	0-0
Penalties-Yards	40	30
Punts-Average	5-36.8	7-38.0

SCORE BY QUARTER

North Carolina	6	0	0	0	6
Oklahoma	7	0	7	0	14

SCORING

OU - Mitchell 1 yd run (Ming kick), 7-0
 UNC - Rodgers 3 yd run (kick failed), 7-6
 OU - Pearson 7 yd run (Ming kick), 14-6

STATISTICS LEADERS

Rushing: OU - Heath, 12-58
 UNC - Justice, 16-84
 Passing: OU - Royal, 1-1-0-43
 UNC - Justice, 13-6-1-57
 Receiving: OU - Anderson, 1-43
 UNC - Weiner, 3-36

GAME SUMMARY

It was legendary Coach Bud Wilkinson's first bowl game as the fifth-ranked and underdog Sooners took on the third-ranked and unbeaten North Carolina Tar Heels accompanied by their All-America tailback Charlie "Choo Choo" Justice. Oklahoma upset the 'Heels with the big play coming in the first quarter as linebacker Myrle Greathouse intercepted a pass and returned it 70 yards to set up Jack Mitchell's one-yard run. The Sooners never trailed after that.



1950 ★ SUGAR BOWL

New Orleans, La. (82,000)


LOUISIANA STATE	0
OKLAHOMA	35



1951 ★ SUGAR BOWL

New Orleans, La. (80,206)

KENTUCKY	13
OKLAHOMA	7



1954 ★ ORANGE BOWL

Miami, Fla. (68,640)

MARYLAND	0
OKLAHOMA	7

	LSU	OU
First Downs	8	10
Rushes-Yards	40-38	55-286
Passing Yards	121	74
Passes-Comp-Int	20-9-2	11-2-4
Plays-Yards	na-159	na-360
Fumbles-Lost	4-4	4-4
Penalties-Yards	6-40	8-40
Punts-Average	8-33.6	7-37.4

SCORE BY QUARTER

LSU	0	0	0	0	0
Oklahoma	0	14	7	14	35

SCORING

- OU - Thomas 34 yd pass from Pearson (Tipps kick), 7-0
- OU - Thomas 5 yd run (Tipps kick), 14-0
- OU - Heath 86 yd run (Tipps kick), 21-0
- OU - Royal 5 yd run (Tipps kick), 28-0
- OU - Heath 34 yd run (Tipps kick), 35-0

STATISTICS LEADERS

- Rushing: OU - Heath, 15-170
LSU - West, 5-26
- Passing: OU - Pearson, 7-2-na-74
LSU - Pevy, 11-5-na-82
- Receiving: OU - Goad, 1-40
LSU - Baggett, 4-50

GAME SUMMARY

Bud Wilkinson's team was rated second in the nation and it was the first one of his squads to post an undefeated record, 10-0. The game was one-sided and still stands as the largest margin of victory in OU bowl history. One of the many Sooner big plays was Leon Heath's OU bowl record-breaking 86-yard TD run. The game was marred by an early-week incident where a former LSU player was caught spying on Sooner practices. It was the only time in Wilkinson's career that he publicly blasted an opponent.

	UK	OU
First Downs	7	18
Rushes-Yards	40-84	59-189
Passing Yards	105	38
Passes-Comp-Int	12-9-1	8-3-1
Plays-Yards	52-189	67-227
Fumbles-Lost	1-0	7-5
Penalties-Yards	6-40	2-30
Punts-Average	8-41.7	6-33.4

SCORE BY QUARTER

Kentucky	7	6	0	0	13
Oklahoma	0	0	0	7	7

SCORING

- UK - Jamerson 22 yd pass from Parilli (kick good), 0-7
- UK - Jamerson 1 yd run (kick failed), 0-13
- OU - Green 17 yd pass from Vessels (Weatherall kick), 7-13

STATISTICS LEADERS

- Rushing: OU - Heath, 20-121
UK - Jamerson, 15-58
- Passing: OU - Arnold, 5-2-0-21
UK - Parilli, 12-9-0-105
- Receiving: OU - Vessels, 2-21
UK - Bruno, 3-57

GAME SUMMARY

OU won its first national championship by going a perfect 10-0 in the regular season. However, Kentucky, coached by Paul "Bear" Bryant, upset the Sooners and broke a 31-game OU winning streak. OU lost a bowl-record five fumbles in falling behind 13-0. A fourth quarter 17-yard TD pass by Billy Vessels narrowed the margin, but a come-from-behind effort was foiled by an interception in the final minute of play.

	OU	UM
First Downs	10	13
Rushes-Yards	47-208	52-176
Passing Yards	22	36
Passes-Comp-Int	6-4-0	12-5-1
Plays-Yards	53-230	64-212
Fumbles-Lost	2-2	2-1
Penalties-Yards	7-45	3-15
Punts-Average	7-31.3	5-29.0

SCORE BY QUARTER

Maryland	0	0	0	0	0
Oklahoma	0	7	0	0	7

SCORING

- OU - Grigg 25 yd run (Leake kick), 7-0

STATISTICS LEADERS

- Rushing: OU - Grigg, 13-89
UM - Felton, 10-51
- Passing: OU - Calame, 4-4-0-22
UM - Boxold, 9-3-1-42
- Receiving: OU - Burris, 3-17
UM - Holan, 2-31

GAME SUMMARY

It was the first game of the contract that pitted the Big Seven champion against the Atlantic Coast Conference champ. Maryland came into the game as the regular season national champion with OU rated fourth. Twice, the Terrapins had first down with the ball inside the 10-yard line, and both times the Sooner defense refused to allow any points on the scoreboard. Sooner tailback Larry Grigg scored the only TD of the game with a 25-yard scamper in the second period. The 1954 bowl game was the first bowl game in which the players had to play both ways. Sooner hero Grigg also played defensive back.



1956 ★ ORANGE BOWL

Miami, Fla. (75,561)	
MARYLAND	6
OKLAHOMA	20



1958 ★ ORANGE BOWL

Miami, Fla. (76,561)	
DUKE	21
OKLAHOMA	48



1959 ★ ORANGE BOWL

Miami, Fla. (75,281)	
SYRACUSE	6
OKLAHOMA	21

	OU	UM
First Downs	16	9
Rushes-Yards	64-202	47-187
Passing Yards	53	46
Passes-Comp-Int	10-4-1	10-3-3
Plays-Yards	74-255	57-233
Fumbles-Lost	1-1	3-2
Penalties-Yards	3-35	7-61
Punts-Average	8-34.5	7-40.4

SCORE BY QUARTER

Maryland	0	6	0	0	6
Oklahoma	0	0	14	6	20

SCORING

- UM - Vereb 15 yd run (kick failed), 0-6
- OU - McDonald 4 yd run (Pricer kick), 7-6
- OU - O'Neal 1 yd run (Pricer kick), 14-6
- OU - Dodd 82 yd INT return (kick failed), 20-6

STATISTICS LEADERS

- Rushing: OU - Harris, 9-50
UM - Vereb, 8-108
- Passing: OU - Harris, 5-3-0-34
UM - Beightol, 7-2-2-35
- Receiving: OU - Burris, 2-28
UM - Cooke, 1-21

GAME SUMMARY

This time it was OU that carried the No. 1 ranking into the game with Maryland ranked third, having lost just one game during the regular season. The Sooners, a perfect 10-0 and in the midst of their 47-game winning streak, trailed 6-0 at the half. The Sooners went into their famous "fast break offense" in the second half and scored three times to post their second Orange Bowl victory. It was the second national championship for Oklahoma.

	OU	DU
First Downs	11	16
Rushes-Yards	44-165	69-231
Passing Yards	114	97
Passes-Comp-Int	18-9-3	13-8-2
Plays-Yards	62-279	82-328
Fumbles-Lost	2-1	3-2
Penalties-Yards	12-150	3-25
Punts-Average	7-34.7	10-28.1

SCORE BY QUARTER

Duke	0	7	7	7	21
Oklahoma	7	7	7	27	48

SCORING

- OU - Baker 94 yd int. return (Dodd kick), 7-0
- OU - Thomas 13 yd run (Dodd kick), 14-0
- DU - McElhaney 1 yd run (Carlton kick), 14-7
- OU - Dodd 1 yd run (Dodd kick), 21-7
- DU - McElhaney 4 yd run (Carlton kick), 21-14
- OU - Sandefer 4 yd run (Dodd kick), 28-14
- OU - Baker 29 yd pass from Hobby (Boyd kick), 35-14
- DU - Dutrow 8 yd run (Carlton kick), 35-21
- OU - Hobby 9 yd pass from Baker (McDaniel kick), 42-21
- OU - Carpenter 73 yd int. of lateral (kick failed), 48-21

STATISTICS LEADERS

- Rushing: OU - Thomas, 13-62
Duke - Carlton, 15-84
- Passing: OU - Hobby, 4-3-0-48
Duke - Brodhead, 6-4-1-60
- Receiving: OU - Baker, 1-29
Duke - Latimore, 3-33

GAME SUMMARY

The 47-game winning streak had been broken earlier in the season, but the Sooners still came into the game ranked No. 4. Duke, the ACC winner, was unranked. Oklahoma got only six first downs, lost the total offense battle (328 yards to 279) and picked up an OU bowl-record 165 yards in penalties, but used two interception returns for TD, including an OU bowl record 94-yarder from David Baker, two fumble recoveries, a blocked punt and a bad snap from center to win going away. The 48 points marked an all-time OU bowl record that stood until matched by the '91 Gator Bowl team.

	OU	SU
First Downs	12	18
Rushes-Yards	44-152	56-239
Passing Yards	93	72
Passes-Comp-Int	4-3-0	25-10-2
Plays-Yards	48-245	81-311
Fumbles-Lost	2-1	2-2
Penalties-Yards	3-35	4-20
Punts-Average	8-37.0	8-31.2

SCORE BY QUARTER

Syracuse	0	0	0	6	6
Oklahoma	14	0	7	0	21

SCORING


- OU - Gautt 42 yd run (PAT failed), 6-0
- OU - Coyle 79 yd pass from Hobby (PAT pass), 14-0
- OU - Hobby 40 yd punt return (Hobby kick), 21-0
- SU - Weber 15 yd run (run failed), 21-6

STATISTICS LEADERS

- Rushing: OU - Gautt, 6-94
SU - Anderson, 12-58
- Passing: OU - Hobby, 1-1-0-79
SU - Zimmerman, 22-10-1-72
- Receiving: OU - Coyle, 1-79
SU - Stevens, 5-43

GAME SUMMARY

Waiving the "no repeat rule" because of a new bowl contract, the Sooners played in their second consecutive Orange Bowl, defeating the Orangemen from Syracuse, 21-6. The Sooners were led by Prentice Gautt who scored the game's first TD on the second play of the game with a 42-yard run. Gautt averaged an OU bowl-record 15.7-yards every time he touched the ball. It was the Sooners' fourth straight Orange Bowl victory. Oklahoma ended the season ranked fifth in the nation, its only loss a one-pointer to Texas.



1963 ★ ORANGE BOWL

Miami, Fla. (73,380)

ALABAMA	17
OKLAHOMA	0



1965 ★ GATOR BOWL

Jacksonville, Fla. (50,408)

FLORIDA STATE	36
OKLAHOMA	19



1968 ★ ORANGE BOWL

Miami, Fla. (77,993)

TENNESSEE	24
OKLAHOMA	26

	OU	UA
First Downs	10	15
Rushes-Yards	52-154	50-174
Passing Yards	106	86
Passes-Comp-Int	8-4-0	17-9-1
Plays-Yards	60-260	67-260
Fumbles-Lost	2-2	1-1
Penalties-Yards	1-5	1-12
Punts-Average	10-34.0	8-40.5

SCORE BY QUARTER

Alabama	7	7	3	0	17
Oklahoma	0	0	0	0	0

SCORING

UA - Williamson 25 yd pass from Namath (Davis kick), 0-7
 UA - Clark 15 yd run (Davis kick), 0-14
 UA - Davis 19 yd field goal, 0-17

STATISTICS LEADERS

Rushing: OU - Grisham, 28-107
 UA - Versprille, 14-52
 Passing: OU - Fletcher, 1-1-0-56
 UA - Namath, 17-9-1-86
 Receiving: OU - Bumgardner, 1-56
 UA - Williamson, 4-58

GAME SUMMARY

It was Bud Wilkinson's last bowl game. Paul "Bear" Bryant, coaching his alma mater, repeated his victory as the coach at Kentucky in the 1951 Sugar Bowl with a 17-0 triumph. LB Lee Roy Jordan, the MVP, and QB Joe Namath led the Crimson Tide to the victory. The Sooners had first and goal twice in the first half, but fumbles ended OU's chances and the Sooners never really threatened again. The lone highlight for the Oklahoma team was a visit by President John F. Kennedy to the Sooners' locker room. Although President Kennedy claimed neutrality, it was obvious by the grimace on his face he was backing the Oklahoma team.

	FSU	OU
First Downs	29	13
Rushes-Yards	217	71
Passing yards	303	209
Passes-Comp-Int	36-23-1	22-10-4
Plays-Yards	59-520	52-280
Fumbles-Lost	2-2	1-1
Penalties-Yards	9-52	7-35
Punts-Average	1-26.0	6-38.0

SCORE BY QUARTER

Florida State	6	18	6	6	36
Oklahoma	7	0	6	6	19

SCORING

FSU - Ehler 69 yd interception (PAT failed), 0-6
 OU - Kennedy 1 yd run (Metcalf kick), 7-6
 FSU - Biletnikoff 15 yd pass from Tensi (PAT failed), 7-12
 FSU - Biletnikoff 14 yd pass from Tensi (PAT failed), 7-18
 FSU - Biletnikoff 10 yd pass from Tensi (PAT failed), 7-24
 OU - Pannell 2 yd run, (PAT failed), 13-24
 FSU - Floyd 14 yd pass from Tensi (PAT failed), 13-30
 OU - Hart 95 yd pass from Fletcher (PAT failed), 19-30
 FSU - Biletnikoff 6 yd pass from Tensi (PAT failed), 19-36

STATISTICS LEADERS

Rushing: OU - Ringer, 7-41
 FSU - Spooner, 27-125
 Passing: OU - Fletcher, 7-3-0-117
 FSU - Tensi, 36-23-4-303
 Receiving: OU - Hart, 6-165
 FSU - Biletnikoff, 13-192

GAME SUMMARY

Florida State used a sophisticated passing attack to win easily. To add insult to injury, four of the Seminoles' TD passes were thrown on fourth-down plays. Four Oklahoma players had been found ineligible the night before the game because they had signed pro contracts which was in violation of NCAA rules. FSU wide receiver Fred Biletnikoff finished the game with 13 receptions for 192 yards and four TDs.

	OU	UT
First Downs	18	18
Rushes-Yards	50-203	44-172
Passing Yards	107	160
Passes-Comp-Int	18-9-3	na
Plays-Yards	68-310	68-332
Fumbles-Lost	0-0	1-1
Penalties-Yards	2-10	4-27
Punts-Average	5-47	2-32

SCORE BY QUARTER

Tennessee	0	0	14	10	24
Oklahoma	7	12	0	7	26

SCORING

OU - Warmack 7 yd run (Vashon kick), 7-0
 OU - Hinton 20 yd pass from Warmack (kick failed), 13-0
 OU - Owens 1 yd run (PAT failed), 19-0
 UT - Glover 36 yd interception return (Kremser kick), 19-7
 UT - Fulton 5 yd run (Kremser kick), 19-14
 UT - Kremser 26 yd field goal, 19-17
 OU - Stephenson 25 yd interception (Vashon kick), 26-17
 UT - Warren 1 yd run (Kremser kick), 26-24

STATISTICS LEADERS

Rushing: OU - Warmack, 17-81
 UT - Chadwick, 12-72
 Passing: OU - Warmack, 18-9-2-107
 UT - Warren, 23-12-2-160
 Receiving: OU - Hinton, 5-87
 UT - Flowers, 4-59

GAME SUMMARY

Oklahoma had won the Big Eight title in Chuck Fairbanks' first year as head coach. Although a slight underdog to the Vols, OU broke out to a 19-0 halftime lead. Tennessee came back to narrow the Sooner lead to 19-17 before Oklahoma defensive back Bob Stephenson picked off a pass and raced 24 yards to give OU an all important insurance TD. The Sooners desperately needed the insurance when Dewey Warren plowed in from a yard out. The Vols then missed a potential game-winning field goal as the gun went off.

ASTRO BLUEBONNET BOWL	
1968 ★ BLUEBONNET BOWL	
Houston, Texas (53,543)	
SMU	28
OKLAHOMA	27

ASTRO BLUEBONNET BOWL	
1970 ★ BLUEBONNET BOWL	
Houston, Texas (53,832)	
ALABAMA	24
OKLAHOMA	24

38th Annual Sugar Bowl	
1972 ★ SUGAR BOWL	
New Orleans, La. (84,031)	
AUBURN	22
OKLAHOMA	40

	OU	SMU
First Downs	23	22
Rushes-Yards	53-176	33-72
Passing Yards	294	281
Passes-Comp-Int	37-18-3	43-22-2
Plays-Yards	90-479	76-353
Fumbles-Lost	1-1	2-2
Penalties-Yards	6-55	4-34
Punts-Average	6-38.2	7-41.0

	UA	OU
First Downs	21	19
Rushes-Yards	43-229	60-349
Passing Yards	199	66
Passes-Comp-Int	27-14-0	7-5-0
Plays-Yards	70-428	67-415
Fumbles-Lost	2-1	3-2
Penalties-Yards	7-50	3-42
Punts-Average	4-37.0	5-37.0

	OU	AU
First Downs	28	15
Rushes-Yards	439	40
Passing Yards	11	250
Passes-Comp-Int	4-1-0	45-20-2
Fumbles-Lost	1-1	2-2
Penalties-Yards	2-12	0-0
Punts-Average	5-35.4	5-48.6

SCORE BY QUARTER

SMU	0	0	6	22	28
Oklahoma	7	0	14	6	27

SCORE BY QUARTER

Alabama	7	7	3	7	24
Oklahoma	7	14	0	3	24

SCORE BY QUARTER

Auburn	0	0	7	15	22
Oklahoma	19	12	3	6	40

SCORING
 OU - Warmack 8 yd run (Derr kick), 7-0
 OU - Barr 21 yd pass from Owens (Derr kick), 14-0
 SMU - Richardson 1 yd run (kick failed), 14-6
 OU - Denton 22 yd pass from Ripley (Derr kick), 21-6
 SMU - Richardson 18 yd run (Lesser kick), 21-13
 SMU - Levias 11 yd pass from Hixson (Lesser kick), 21-20
 SMU - Fleming 19 yd pass from Hixson (PAT good), 21-28
 OU - Barr 20 yd pass from Ripley (kick failed), 27-28

SCORING
 OU - Pruitt 58 yd run (Derr kick), 7-0
 UA - Moore 4 yd pass from Hunter (Clemmy kick), 7-7
 OU - Pruitt 25 yd run (Derr kick), 14-7
 UA - Bailey 5 yd pass from Hunter (Clemmy kick), 14-14
 OU - Wylie 2 yd run (Derr kick), 21-14
 UA - Clemmy 21 yd field goal, 21-17
 UA - Hunter 25 yd pass from Musso (Clemmy kick), 21-24
 OU - Derr 42 yd field goal, 24-24

SCORING
 OU - Crosswhite 4 yd run (kick failed), 6-0
 OU - Mildren 5 yd run (Carroll kick), 13-0
 OU - Mildren 4 yd run (kick failed), 19-0
 OU - Mildren 7 yd run (kick failed), 25-0
 OU - Wylie 71 yd punt return (kick failed), 31-0
 AU - Unger 1 yd run (Jett kick), 31-7
 OU - Carroll 53 yd field goal, 34-7
 AU - Unger 1 yd run (Jett kick), 34-14
 OU - Pruitt 2 yd run (kick failed), 40-14
 AU - Cannon 11 yd pass from Sullivan (Beck run), 40-22

STATISTICS LEADERS

Rushing:	OU - Owens, 36-113
	SMU - Richardson, 18-76
Passing:	OU - Ripley, 22-10-2-153
	SMU - Hixson, 43-22-2-281
Receiving:	OU - Barr, 8-138
	SMU - Levias, 8-112
Tackles:	OU - Casteel, 12
	SMU - Cormier, 14

STATISTICS LEADERS

Rushing:	OU - Crosswhite, 20-111
	UA - Musso, 27-138
Passing:	OU - Mildren, 7-5-0-66
	UA - Hunter, 26-13-1-174
Receiving:	OU - Harrison, 2-45
	UA - Bailey, 4-86


STATISTICS LEADERS

Rushing:	OU - Mildren, 30-149
	AU - Unger, 6-38
Passing:	OU - Mildren, 4-1-0-11
	AU - Sullivan, 44-20-1-250
Receiving:	OU - Chandler, 1-11
	AU - Beasley, 6-117
Tackles:	OU - Selmon, Driscoll 7
	AU - Yearout, 16

GAME SUMMARY
 OU led 20-6 entering the fourth but SMU's Chuck Hixson, passing for 281 yards, led a comeback that produced a 28-21 lead. OU, without injured QB Bob Warmack, narrowed the margin to one on a pass from Mickey Ripley, but missed a two-point conversion for the lead. One last chance came after recovering an onside kick but a field goal attempt from inside the SMU 30-yard line went wide as time expired.

GAME SUMMARY
 The emergence of the wishbone and Greg Pruitt were late-season developments that propelled OU to four wins in its last five games and a postseason invitation. The Sooners had switched to the wishbone, and they were running it to perfection by the time the bowl game rolled around. The "bone" produced 349 yards rushing and touchdown runs of 58 and 25 yards by All-American Greg Pruitt, but the Sooners still needed a late field goal by Bruce Derr to forge the tie with the Crimson Tide.

GAME SUMMARY
 OU had lost only one game, the "Game of the Century" to Nebraska on Thanksgiving Day. Auburn featured Heisman Trophy winner Pat Sullivan. It was run versus pass, with OU's runners prevailing. The Sooners roared to a 31-0 halftime lead and amassed 439 yards rushing by game's end, a new Oklahoma and Sugar Bowl record. QB Jack Mildren, playing in the final game of his brilliant college career, scored a Sugar Bowl record three times. OU finished second in the polls to Nebraska with another Big Eight team, Colorado, finishing third.



1972 ★ SUGAR BOWL ★

New Orleans, La. (72,316)

PENN STATE	0
OKLAHOMA	14

	OU	PSU
First Downs	20	11
Rushes-Yards	76-278	28-50
Passing Yards	175	147
Passes-Comp-Int	12-7-0	31-12-1
Plays-Yards	88-453	59-197
Fumbles-Lost	8-5	6-4
Penalties-Yards	3-55	3-15
Punts-Average	8-32.7	10-42.9

SCORE BY QUARTER

Penn State	0	0	0	0	0
Oklahoma	7	0	7	0	14

SCORING

OU - Owens 27 yd pass from Robertson (Fulcher kick), 7-0
 OU - Crosswhite 1 yd run (Fulcher kick), 14-0

STATISTICS LEADERS

Rushing: OU - Pruitt, 21-86
 PSU - Nagle, 10-22
 Passing: OU - Robertson, 6-3-0-88
 PSU - Hufnagel, 31-12-1-147
 Receiving: OU - Owens, 5-132
 PSU - Scott, 3-59
 Tackles: OU - Lucious Selmon, 7
 PSU - Skorupan, 13

GAME SUMMARY

Played for the first time on New Year's Eve, the Sugar Bowl brought the Big Eight Champion Sooners to do battle with Joe Paterno's fifth-ranked Nittany Lions. The Sooner defense posted a shutout while allowing only 11 first downs and 49 yards rushing the entire game. It was the first year that freshmen were eligible and Sooner wide receiver Tinker Owens celebrated with five catches, good for 132 yards and one touchdown. It was also the last game for Sooner head coach Chuck Fairbanks who left for the NFL the following spring.

**Note that this Sugar Bowl game was played on December 31, 1972, instead of the traditional New Year's Day.*



1976 ★ ORANGE BOWL

Miami, Fla. (80,307)

MICHIGAN	6
OKLAHOMA	14

	OU	UM
First Downs	16	12
Rushes-Yards	65-282	52-169
Passing Yards	63	33
Passes-Comp-Int	5-3-0	30-2-3
Plays-Yards	70-345	72-202
Fumbles-Lost	4-1	1-0
Penalties-Yards	9-40	5-26
Punts-Average	9-34.9	10-38.6

SCORE BY QUARTER

Michigan	0	0	0	6	6
Oklahoma	0	7	0	7	14

SCORING


OU - Brooks 39 yd run (DiRienzo kick), 7-0
 OU - Davis 9 yd run (DiRienzo kick), 14-0
 UM - Bell 2 yd run (kick failed), 14-6

STATISTICS LEADERS

Rushing: OU - Washington, 17-73
 UM - Leach, 13-62
 Passing: OU - Davis, 5-3-0-63
 UM - Leach, 15-2-3-30
 Receiving: OU - Owens, 3-63
 UM - Bell, 1-17

GAME SUMMARY

It was Oklahoma's first bowl trip under legendary head coach Barry Switzer and a storybook setting. Ohio State, the No. 1-ranked team in the country, had lost in the Rose Bowl earlier in the afternoon. The upset gave the Sooners an opportunity to win the national championship if they could beat the Michigan Wolverines coached by Bo Schembechler. A 39-yard end around by Billy Brooks and a nine-yard keeper by Steve Davis were enough for a 14-6 victory and a fifth national championship.



1976 ★ FIESTA BOWL

Tucson, Ariz. (46,315)

WYOMING	7
OKLAHOMA	41

	OU	UW
First Downs	24	14
Rushes-Yards	74-415	42-153
Passing Yards	23	51
Passes-Comp-Int	5-3-0	19-6-5
Plays-Yards	79-438	61-204
Fumbles-Lost	6-3	5-1
Penalties-Yards	2-20	4-30
Punts-Average	0-0	5-25.2
Time of Possession	32:18	27:42
Third Down Conv.	11-20	9-15

SCORE BY QUARTER

Wyoming	0	0	0	7	7
Oklahoma	14	6	7	14	41

SCORING

OU - Peacock 3 yd run (von Schamann kick), 7-0
 OU - Ivory 4 yd run (von Schamann kick), 14-0
 OU - von Schamann 32 yd field goal, 17-0
 OU - von Schamann 50 yd field goal, 20-0
 OU - Peacock 15 yd run (von Schamann kick), 27-0
 OU - Cumby 4 yd run (von Schamann kick), 34-0
 OU - Shepard 8 yd run (von Schamann kick), 41-0
 UW - Jones 1 yd run (Christopoulos kick), 41-7

STATISTICS LEADERS

Rushing: OU - Shepard, 7-85
 UW - Jones, 14-68
 Passing: OU - Blevins, 3-2-0-14
 UW - Clayton, 14-5-4-54
 Receiving: OU - Hatcher, 2-14
 UW - Howard, 3-45
 Tackles: OU - Reese, 7
 UW - Coleman, 8

GAME SUMMARY

This was a mismatch that was decided early on as Oklahoma rolled up almost 500 yards in total offense and cruised to an easy victory. The Sooners led 27-0 at the third quarter mark before the reserves added two more scores in the fourth period. OU did not punt the entire game, the only time in Sooner bowl history that had happened.



1978 ★ ORANGE BOWL

Miami, Fla. (69,500)

ARKANSAS	31
OKLAHOMA	6

	OU	ARK
First Downs	14	15
Rushes-Yards	49-230	60-317
Passing Yards	80	90
Passes-Comp-Int	14-7-0	12-7-1
Plays-Yards	63-310	72-407
Fumbles-Lost	4-3	2-1
Penalties-Yards	5-25	7-50
Punts-Average	5-44.4	4-40.5

SCORE BY QUARTER

Arkansas	14	0	10	7	31
Oklahoma	0	0	0	6	6

SCORING

- ARK - Sales 1 yd run (Little kick), 0-7
- ARK - Sales 4 yd run (Little kick), 0-14
- ARK - Calcagni 1 yd run (Little kick), 0-21
- ARK - Little 32 yd field goal, 0-24
- OU - Hicks 8 yd pass from Blevins (kick failed), 6-24
- ARK - White 20 yd run (Little kick), 6-31

STATISTICS LEADERS

- Rushing: OU - Peacock, 15-117
ARK - Sales, 22-205
- Passing: OU - Lott, 7-4-0-42
ARK - Calcagni, 11-7-1-90
- Receiving: OU - Rhodes, 3-46
ARK - Sales, 4-52
- Tackles: OU - Kinlaw, 11
ARK - Jackson, 7

GAME SUMMARY

Called by Barry Switzer, "the most disappointing loss of my career," OU was a victim of one of the biggest upsets in bowl history. When Notre Dame downed Texas in the Cotton Bowl, OU was in the running for a national championship. A big win over Arkansas might impress the voters and secure the crown for the Sooners. As a result, Switzer went against his own strategy by choosing to receive the opening kickoff rather than play defense. OU fumbled inside its own 10 on the third play of the game and Arkansas immediately scored for a lead it never relinquished.



1979 ★ ORANGE BOWL

Miami, Fla. (66,635)

NEBRASKA	24
OKLAHOMA	31

	NU	OU
First Downs	27	17
Rushes-Yards	54-217	53-292
Passing Yards	220	47
Passes-Comp-Int	31-18-2	3-2-0
Plays-Yards	85-437	56-339
Fumbles-Lost	0-0	1-1
Penalties-Yards	8-96	6-50
Punts-Average	2-37.5	3-39.3
Third Down Conv.	8-18	7-12
Sacks By-Yards	1-1	1-5

SCORE BY QUARTER

Nebraska	7	0	3	14	24
Oklahoma	7	7	17	0	31

SCORING


- NU - Smith 21 yd pass from Sorley (Todd kick), 0-7
- OU - Sims 3 yd run (von Schamann kick), 7-7
- OU - Lott 3 yd run (von Schamann kick), 14-7
- OU - Sims 11 yd run (von Schamann kick), 21-7
- OU - von Schamann 26 yd field goal, 24-7
- NU - Todd 31 yd field goal, 24-10
- OU - Lott 2 yd run (von Schamann kick), 31-10
- NU - Berns 1 yd run (Todd kick), 31-17
- NU - Miller 2 yd pass from Sorley (Todd kick), 31-24

STATISTICS LEADERS

- Rushing: OU - Sims, 25-134
NU - Berns, 19-99
- Passing: OU - Lott, 3-2-0-47
NU - Sorley, 31-18-2-220
- Receiving: OU - Rhodes, 1-38
NU - Smith, 3-62
- Tackles: OU - Kinlaw, 11
NU - Andrews, 9

GAME SUMMARY

A truly amazing turn of events produced a rematch after Nebraska's victory in November. The Sooners, ranked No. 1 with one loss, had lost a heartbreaker to the Cornhuskers, 17-14, on a late fumble at the NU three-yard line. When the Huskers were upset the following week by Missouri, producing a Big Eight Championship tie, the Orange Bowl officials came up with the idea of a rematch, much to the Sooners' joy and the Huskers' shock. It went as predicted: an Oklahoma victory.



1980 ★ ORANGE BOWL

Miami, Fla. (66,714)

FLORIDA STATE	7
OKLAHOMA	24

	FSU	OU
First Downs	11	22
Rushes-Yards	35-82	59-411
Passing Yards	100	36
Passes-Comp-Int	27-8-3	4-2-0
Plays-Yards	62-182	63-447
Fumbles-Lost	1-0	5-4
Penalties-Yards	4-20	3-28
Punts-Average	9-42.2	4-25.0
Third Down Conv.	6-15	9-15
Sacks By-Yards	0-0	1-4

SCORE BY QUARTER

Florida State	7	0	0	0	7
Oklahoma	0	17	0	7	24

SCORING


- FSU - Whitting 1 yd run (Chappelen kick), 0-7
- OU - Watts 61 yd run (Keeling kick), 7-7
- OU - Wilson 5 yd run (Keeling kick), 14-7
- OU - Keeling 24 yd field goal, 17-7
- OU - Sims 22 yd run (Keeling kick), 24-7

STATISTICS LEADERS

- Rushing: OU - Sims, 24-164
FSU - Lyles, Whiting, 13-40
- Passing: OU - Watts, 4-2-0-36
FSU - Jordan, 16-6-1-76
- Receiving: OU - Nixon, 2-36
FSU - King, Childers, 2-24
- Tackles: OU - Cumby, 9
FSU - Herring, 16

GAME SUMMARY

The Big Eight Champion Sooners met an undefeated Florida State team on New Year's night. After the Seminoles took a 7-0 first-quarter lead, OU unleashed 17 second-quarter points to take the lead for good. J.C. Watts was named Orange Bowl MVP on offense. He scored on a 61-yard option play and rushed for more than 100 yards. Bud Hebert, who recorded three interceptions, earned the award on defense. Billy Sims wrapped up his brilliant collegiate career scoring on a 22-yard pitch from Watts. Oklahoma finished third in the country and won the Orange Bowl for the third time in five tries under Switzer. The Seminoles crossed midfield only two times after the first quarter and never passed the 35-yard line.



1981 ★ ORANGE BOWL

Miami, Fla. (71,043)

OKLAHOMA	18
FLORIDA STATE	17

	OU	FSU
First Downs	18	23
Rushes-Yards	55-156	60-212
Passing Yards	128	51
Passes-Comp-Int	12-7-0	15-11-0
Plays-Yards	67-284	75-263
Fumbles-Lost	7-5	1-0
Penalties-Yards	4-32	5-58
Punts-Average	2-37.0	4-42.5
Third Down Conv.	8-16	8-17

SCORE BY QUARTER

Oklahoma	0	3	7	8	18
Florida State	0	7	3	7	17

SCORING

- FSU - Williams 10 yd run (Capece kick), 0-7
- OU - Keeling 53 yd field goal, 3-7
- OU - Overstreet 4 yd run (Keeling kick), 10-7
- FSU - Capece 19 yd field goal, 10-10
- FSU - Recovered fumble in OU end zone (Capece kick), 10-17
- OU - Rhodes 11 yd pass from Watts (Valora pass from Watts), 18-17

STATISTICS LEADERS

- Rushing: OU - Watts, 25-48
FSU - Williams, 19-99
- Passing: OU - Watts, 12-7-0-128
FSU - Stockstill, 15-11-0-51
- Receiving: OU - Rhodes, 2-53
FSU - Williams, 2-27
- Tackles: OU - Coast, 15
FSU - Piurowski, 12

GAME SUMMARY

This contest featured a rematch with a great deal more excitement as OU turned to a foreign weapon, the pass, to notch its third straight Orange Bowl win. QB J.C. Watts was chosen MVP and with good reason. The Seminoles used a fourth-quarter TD to break a 10-10 tie and seemingly gain control. OU was forced to start deep in its own territory after the kickoff with little time left. Watts went to work and passed the Sooners to the 11-yard line where he hit Steve Rhodes with a TD strike to pull the Sooners to within one with less than a minute to go. Watts then proceeded to hit tight end Forrest Valora for the two-point conversion that gave the Sooners their ninth Orange Bowl victory, including three in the last four years. Oklahoma finished ranked No. 3 in the nation.



1981 ★ SUN BOWL

El Paso, Texas (33,816)

HOUSTON	14
OKLAHOMA	40

	UH	OU
First Downs	26	15
Rushes-Yards	59-157	54-409
Passing Yards	228	2
Passes-Comp-Int	29-18-1	5-1-1
Plays-Yards	88-385	59-407
Fumbles-Lost	4-3	2-1
Penalties-Yards	2-27	7-48
Punts-Average	6-37.0	5-38.6
Third Down Conv.	7-16	3-11

SCORE BY QUARTER

Houston	0	7	0	7	14
Oklahoma	7	0	3	30	40

SCORING


- OU - Shepard 34 yd run (Keeling kick), 7-0
- UH - Wilson 1 yd run (Clendenen kick), 7-7
- OU - Keeling 32 yd field goal, 10-7
- OU - Shepard 1 yd run (Keeling kick), 17-7
- OU - Keeling 49 yd field goal, 20-7
- OU - Sims 30 yd run (Keeling kick), 27-7
- UH - Jordan 6 yd run (Clendenen kick), 27-14
- OU - Mills 2 yd run (kick failed), 33-14
- OU - Truit 28 yd interception return (Keeling kick), 40-14

STATISTICS LEADERS

- Rushing: OU - Sims, 15-181
UH - Polk, 19-74
- Passing: OU - Shepard, 5-1-1-2
UH - Wilson, 28-11-1-216
- Receiving: OU - Ross, 1-2
UH - Durham, 1-60
- Tackles: OU - Benson, 10
UH - Turner, 13

GAME SUMMARY

OU ended the season on a bright note with an easier than anticipated 40-14 victory over Houston. MVP Darrell Shepard, who began his career at the UH, scored two touchdowns against his former team. The Sooners scored 30 fourth quarter points to turn a seat squirmer into a rout. Freshman Fred Sims rolled up 181 yards rushing in the game after rushing for just 179 in the regular season.



1983 ★ FIESTA BOWL

Tempe, Ariz. (70,553)

ARIZONA STATE	32
OKLAHOMA	21

	ASU	OU
First Downs	25	19
Rushes-Yards	43-100	63-417
Passing Yards	329	40
Passes-Comp-Int	35-17-2	10-4-1
Plays-Yards	78-429	73-457
Fumbles-Lost	3-0	6-4
Penalties-Yards	7-64	8-68
Punts-Average	6-43.5	4-29.5
Time of Possession	30:31	29:29
Third Down Conv.	6-15	9-19
Sacks By-Yards	0-0	4-6

SCORE BY QUARTER

Arizona State	0	11	7	14	32
Oklahoma	7	6	8	0	21

SCORING

- OU - Wilson 1 yd run (Keeling kick), 7-0
- ASU - Zendejas 32 yd field goal, 7-3
- ASU - Phelps safety in end zone, 7-5
- ASU - Zendejas 22 yd field goal, 8-7
- OU - Wilson 1 yd run (rush PAT no good), 13-8
- ASU - Zendejas 54 yd field goal, 13-11
- ASU - Clark 15 yd run (Zendejas kick), 13-18
- OU - Sims 19 yd run (Phelps to Fontenette), 21-18
- ASU - Moore 1 yd run (Zendejas kick), 21-25
- ASU - Brown 52 yd pass from Hons (Zendejas kick), 21-32

STATISTICS LEADERS

- Rushing: OU - Dupree, 17-242
ASU - Moore, 20-64
- Passing: OU - Phelps, 10-4-1-40
ASU - Hons, 35-17-2-329
- Receiving: OU - Lewis, 2-23
ASU - Moore, 3-88
- Tackles: OU - Sanders, 11
ASU - Richardson, 15

GAME SUMMARY

The magic of Marcus Dupree ran out as the Sun Devils rallied for 14 fourth-quarter points to win the first meeting between the two. Dupree ran wild early, amassing 239 yards before recurrent leg injuries forced him out in the third quarter. The turning point came when Oklahoma punter Michael Keeling could not get his punt away and was forced to throw an illegal pass. The Devils took over at the OU 43 and later scored when Darryl Clack raced 15 yards for a TD.



1985 ★ ORANGE BOWL

Miami, Fla. (56,294)	
WASHINGTON	28
OKLAHOMA	17



1986 ★ ORANGE BOWL

Miami, Fla. (74,178)	
PENN STATE	10
OKLAHOMA	25



1987 ★ ORANGE BOWL

Miami, Fla. (57,291)	
ARKANSAS	8
OKLAHOMA	42

	UW	OU
First Downs	17	17
Rushes-Yards	43-192	54-162
Passing Yards	119	124
Passes-Comp-Int	21-9-3	21-6-1
Plays-Yards	64-311	75-286
Fumbles-Lost	3-1	6-2
Penalties-Yards	5-25	8-60
Punts-Average	6-37.7	7-34.6
Time of Possession	28:56	31:04
Third Down Conv.	3-13	6-18

SCORE BY QUARTER

Washington	14	0	0	14	28
Oklahoma	0	14	0	3	17

SCORING

- UW - Greene 29 yd pass from Siruco (Jaeger kick), 0-7
- UW - Robinson 1 yd run (Jaeger kick), 0-14
- OU - Bradley 1 yd run (Lashar kick), 7-14
- OU - Shepard 61 yd pass from Bradley (Lashar kick), 14-14
- OU - Lashar 35 yd field goal, 17-14
- UW - Pattison 12 yd pass from Millen (Jaeger kick), 17-21
- UW - Fenney 6 yd run (Jaeger kick), 17-28

STATISTICS LEADERS

- Rushing: OU - Carr, 10-63
UW - Robinson, 28-135
- Passing: OU - Bradley, 21-6-1-124
UW - Sirucuro, 17-7-3-78
- Receiving: OU - Shepard, 3-87
UW - Greene, 4-97
- Tackles: OU - Brown, Reed, 6
UW - Kelly, 11

GAME SUMMARY

Brigham Young was No. 1 in the polls, but Sooner head coach Barry Switzer had argued that the Sooners should be No. 1 because of a tougher schedule. A win over a fine Husky team would solidify that claim. However, Washington refused to cooperate and turned a 17-14 fourth quarter deficit into a 28-17 triumph. The game was marked by a bizarre incident when, after thinking an Oklahoma field goal was good, the Sooner Schooner raced onto the field as called for by tradition. A penalty negated the field goal, but the Schooner became stuck in the muddy field in front of UW's bench, resulting in a 15-yard penalty. The following 42-yard try was no good.

	PSU	OU
First Downs	14	12
Rushes-Yards	36-103	52-228
Passing Yards	164	91
Passes-Comp-Int	34-18-4	6-3-0
Plays-Yards	70-267	58-319
Fumbles-Lost	2-1	5-1
Penalties-Yards	6-49	7-45
Punts-Average	6-46.3	5-42.6
Time of Possession	31:23	28:37
Third Down Conv.	7-15	5-16
Sacks By-Yards	0-0	2-10

SCORE BY QUARTER

Penn State	7	3	0	0	10
Oklahoma	0	16	3	6	25

SCORING

- PSU - Manoa 1 yd run (Manca kick), 0-7
- OU - Lashar 26 yd field goal, 3-7
- OU - Jackson 71 yd pass from Holieway (Lashar kick), 10-7
- OU - Lashar 31 yd field goal, 13-7
- OU - Lashar 21 yd field goal, 16-7
- PSU - Manca 27 yd field goal, 16-10
- OU - Lashar 22 yd field goal, 19-10
- OU - Carr 61 yd run (kick failed), 25-10

STATISTICS LEADERS

- Rushing: OU - Carr, 19-148
PSU - Dozier, 12-39
- Passing: OU - Holieway, 6-3-0-91
PSU - Knizner, 11-8-1-90
- Receiving: OU - Jackson, 2-83
PSU - Dimidio, 6-50
- Tackles: OU - Bosworth, 13
PSU - Alexander, 9

GAME SUMMARY

A swarming defense, a record field goal performance and two big plays helped the Oklahoma Sooners defeat Penn State to capture both the Orange Bowl and the program's sixth national championship. Butkus Award winner Brian Bosworth had 13 solo tackles and the Oklahoma secondary picked off four Penn State passes to thwart any rallies. Tim Lashar booted an Orange Bowl record four field goals to give the Sooners an early lead. Lydell Carr and Keith Jackson then provided big plays, a 61-yard jaunt by Carr and a 71-yard pass play from Jamelle Holieway to Jackson.

	ARK	OU
First Down	17	11
Rushes-Yards	45-48	48-366
Passing Yards	192	47
Passes-Comp-Int	33-16-5	5-2-0
Plays-Yards	81-240	53-413
Fumbles-Loss	2-0	3-2
Penalties-Yards	3-25	4-40
Punts-Average	9-41.1	5-47.6
Time of Possession	35:29	24:31
Third Down Conv.	8-18	5-12
Sacks By-Yards	7-51	0-0

SCORE BY QUARTER

Arkansas	0	0	0	8	8
Oklahoma	0	14	14	14	42

SCORING


- OU - Tillman 77 yd run (Lashar kick), 7-0
- OU - Tillman 21 yd run (Lashar kick), 14-0
- OU - Holieway 2 yd run (Lashar kick), 21-0
- OU - Holieway 4 yd run (Lashar kick), 28-0
- OU - Stafford 13 yd run (Lashar kick), 35-0
- OU - Parham 49 yd run (Lashar kick), 42-0
- ARK - Thomas 2 yd run (Shibest pass from Bland), 42-8

STATISTICS LEADERS

- Rushing: OU - Tillman, 7-109
ARK - Thomas, 22-59
- Passing: OU - Holieway, 3-2-0-47
ARK - Thomas, 26-13-4-129
- Receiving: OU - Shepard, 1-36
ARK - Shibest, 4-83
- Tackles: OU - Jones, 9
ARK - Atwater, 7

GAME SUMMARY


After nine years, Barry Switzer avenged his most embarrassing loss, coaching Oklahoma to a 42-8 rout of Arkansas. LB Danté Jones, playing in place of All-American Brian Bosworth, led the defense, which held the Hogs to just 48 rushing yards. Spencer Tillman gained 109 yards rushing on just seven carries. His totals included a 77-yard TD to give OU the early 7-0 lead. Todd Thomsen set an Orange Bowl record with five punts for a 47.6-yard average.



1988 ★ ORANGE BOWL

Miami, Fla. (74,760)

MIAMI	20
OKLAHOMA	14



1989 ★ CITRUS BOWL

Orlando, Fla. (53,571)

OKLAHOMA	6
CLEMSON	13



1991 ★ GATOR BOWL

Jacksonville, Fla. (62,003)

OKLAHOMA	48
VIRGINIA	14

	OU	UM
First Downs	13	15
Rushes-Yards	53-179	38-72
Passing Yards	76	209
Passes-Comp-Int	13-5-0	30-18-1
Plays-Yards	66-255	68-281
Fumbles-Lost	4-2	0-0
Penalties-Yards	5-39	8-85
Punts-Average	8-39.0	6-44.7
Time of Possession	27:52	32:08
Third Down Conv.	6-18	9-18
Sacks By-Yards	1-5	1-5

SCORE BY QUARTER

Miami	7	0	10	3	20
Oklahoma	0	7	0	7	14

SCORING

- UM - Bratton 30 yd pass from Walsh (Cox kick), 0-7
- OU - Stafford 1 yd run (Lashar kick), 7-7
- UM - Cox 56 yd field goal, 7-10
- UM - Irvin 23 yd pass from Walsh (Cox kick), 7-17
- UM - Cox 48 yd field goal, 7-20
- OU - Hutson 29 yd run (Lashar kick), 14-20

STATISTICS LEADERS

- Rushing: OU - Collins, 10-50
UM - Williams, 19-41
- Passing: OU - Thompson, 12-4-0-57
UM - Walsh, 30-18-1-209
- Receiving: OU - Jackson, 3-45
UM - Bratton, 9-102
- Tackles: OU - Reed, 9
UM - Clark, 14

GAME SUMMARY

The Sooners' hopes of winning their seventh national championship were put to rest by Miami, 20-14. The Hurricanes took the opening kickoff and moved 65 yards in eight plays for a 7-0 lead, then never looked back. The Sooner offense, which led the nation in six categories, was held to only 179 rushing yards and 255 overall. Late in the fourth quarter, the Sooners scored on a 29-yard fumble-rooski which gave the Oklahoma faithful a flicker of hope. The Hurricane defenders blew it out when they sacked quarterback Charles Thompson and caused a fumble to ensure the victory.

	CU	OU
First Downs	12	17
Rushes-Yards	48-187	43-116
Passing Yards	57	138
Passes-Comp-Int	11-5-0	24-10-1
Plays-Yards	59-244	67-254
Fumbles-Lost	1-0	4-1
Penalties-Yards	7-76	5-50
Punts-Average	7-44.3	5-38.6
Time of Possession	29:30	30:30
Third Down Conv.	6-15	4-14
Sacks By-Yards	0-0	0-0

SCORE BY QUARTER

Oklahoma	3	0	3	0	6
Clemson	0	6	0	7	13

SCORING

- OU - Lashar 35 yd field goal, 3-0
- CU - Gardocki 20 yd field goal, 3-3
- CU - Gardocki 46 yd field goal, 3-6
- OU - Lashar 30 yd field goal, 6-6
- CU - Allen 4 yd run (Seyle kick), 6-13

STATISTICS LEADERS

- Rushing: OU - Perry, 12-52
CU - McFadden, 9-55
- Passing: OU - Holieway, 24-10-1-138
CU - Williams, 11-5-0-57
- Receiving: OU - Cabiness, 3-78
CU - Allen, 4-47
- Tackles: OU - Dillon, 11
CU - McDaniel, 11

GAME SUMMARY

After a dry three quarters and the score deadlocked at 6-6, Clemson held off a late Sooner rally to post a 13-6 victory and give the ACC its first victory over the Sooners in 16 tries. On the Sooners' last possession, OU took the ball over on its own 20 with 2:59 left on the clock. QB Jamelle Holieway, playing in his final game, scampered 11 yards on a fourth down to keep the drive alive. Holieway then completed passes of five, seven, four, 12, seven, 12 and 13 yards, to get OU inside the Tiger 14 with 12 seconds remaining. Two desperation heaves by Holieway dropped incomplete to end all Oklahoma hopes.

	OU	UVA
First Downs	36	13
Rushes-Yards	51-261	26-101
Passing Yards	357	142
Passes-Comp-Int	36-27-0	29-12-1
Plays-Yards	87-618	55-243
Fumbles-Lost	1-1	4-1
Penalties-Yards	12-128	6-48
Punts-Average	3-40.3	8-34.8
Time of Possession	37:54	22:06
Third Down Conv.	8-14	2-12
Sacks By-Yards	1-9	0-0

SCORE BY QUARTER

Oklahoma	7	27	14	0	48
Virginia	0	7	0	7	14

SCORING


- OU - Mickey 10 yd pass from Gundy (Blanton kick), 7-0
- OU - Gaddis 2 yd run (Blanton kick), 14-0
- OU - Gaddis 8 yd run (Blanton kick), 21-0
- OU - Jones 4 yd blocked punt (Blanton kick), 28-0
- OU - Mickey 13 yd pass from Gundy (kick blocked), 34-0
- UVA - Davis 22 yd pass from Blundin (Husted kick), 34-7
- OU - Rasheed 7 yd run (Blanton kick), 41-7
- OU - Gaddis 7 yd run (Blanton kick), 48-7
- UVA - Tomlin 23 yd pass from Blundin (Husted kick), 48-14

STATISTICS LEADERS

- Rushing: OU - Gaddis, 20-104
UVA - Kirby, 13-66
- Passing: OU - Gundy, 31-25-0-324
UVA - Blundin, 26-12-1-142
- Receiving: OU - Warren, 5-110
UVA - Mundy, 3-44
- Tackles: OU - Wilson, 8
UVA - Lewis, 15

GAME SUMMARY

Cale Gundy unleashed one of the greatest postseason passing efforts in school history as Oklahoma crushed Virginia, 48-14. Gundy was 25-of-31, including 11 straight completions, for 329 yards and two TDs. The Sooners scored touchdowns on four of their first five possessions to put the game out of reach before halftime. The OU defense never allowed the Cavaliers inside the 20. The 48 points tied the OU bowl game record (48-21 over Duke in the '58 Orange Bowl).



1993 ★ JOHN HANCOCK BOWL	
El Paso, Texas (43,848)	
TEXAS TECH	10
OKLAHOMA	41



1994 ★ COPPER BOWL	
Tucson, Ariz. (45,122)	
BYU	31
OKLAHOMA	6



1999 ★ INDEPENDENCE BOWL	
Shreveport, La. (49,843)	
MISSISSIPPI	27
OKLAHOMA	25

	OU	TTU
First Downs	21	18
Rushes-Yards	50-177	33-116
Passing Yards	215	199
Passes-Comp-Int	26-15-1	37-19-4
Plays-Yards	76-392	70-315
Fumbles-Lost	4-2	0-0
Penalties-Yards	9-65	6-65
Punts-Average	7-48.3	7-42.6
Time of Possession	35:22	24:38
Third Down Conv.	4-11	6-17
Sacks By-Yards	1-5	6-31

SCORE BY QUARTER

Texas Tech	0	3	7	0	10
Oklahoma	14	14	0	13	41

SCORING

- OU - Chandler 2 yd run (Blanton kick), 7-0
- OU - Brady 9 yd pass from Gundy (Blanton kick), 14-0
- TT - Davis 22 yd field goal, 14-3
- OU - Warren 34 yd pass from Gundy (Blanton kick), 21-3
- OU - Brady 15 yd pass from Gundy (Blanton kick), 28-3
- TT - Morris 2 yd run (Davis kick), 28-10
- OU - Moore 32 yd run (Blanton kick), 35-10
- OU - Moore 6 yd run (no PAT attempt), 41-10

STATISTICS LEADERS

- Rushing: OU - Moore, 15-85; TT - Morris, 27-95
- Passing: OU - Gundy, 26-15-1-215; TT - Hall, 37-19-4-199
- Receiving: OU - Warren, 4-93; TT - Mitchell, 6-87
- Tackles: OU - Coats, 8; TT - Wright, Banks, 9

GAME SUMMARY

QB Cale Gundy brilliantly guided Oklahoma's offense and the Sooner defense slowed Doak Walker Award winner Bam Morris as OU claimed a 41-10 win. The Sooners scored the first two times they had the ball. Another Gundy TD pass boosted the lead to 21-3. Just over a minute later, the game MVP hit again and Oklahoma was cruising at halftime 28-3. Meanwhile, the nation's second-leading rusher was held to just 95 yards by the Sooner defense.

	BYU	OU
First Downs	28	16
Rushes-Yards	33-71	33-72
Passing Yards	485	163
Passes-Comp-Int	46-32-0	30-13-1
Plays-Yards	79-556	63-235
Fumbles-Lost	0	0
Penalties-Yards	6-48	7-44
Punts-Average	4-37.0	8-37.1
Time of Possession	35:16	24:44
Third Down Conv.	8-14	3-13
Sacks By-Yards	1-13	1-3

SCORE BY QUARTER

BYU	7	10	7	7	31
Oklahoma	0	0	0	6	6

SCORING

- BYU - Doman 7 yd pass from Walsh (Lauder kick), 0-7
- BYU - Lauder 22 yd field goal, 0-10
- BYU - Johnston 25 yd pass from Walsh (Lauder kick), 0-17
- BYU - Johnston 4 yd pass from Walsh (Lauder kick), 0-24
- OU - Moore 2 yd run (PAT failed), 6-24
- BYU - Doman 28 yd pass from Walsh (Lauder kick), 6-31

STATISTICS LEADERS

- Rushing: OU - Moore, 9-41; BYU - Willis, 11-41
- Passing: OU - Brown, 30-13-1-163; BYU - Walsh, 45-31-4-454
- Receiving: OU - Hall, 5-75; BYU - Willis, 7-103
- Tackles: OU - Simpson, 13; BYU - Cook, 8

GAME SUMMARY

After completing its worst regular season in 30 years, and playing under a head coach who had resigned, Oklahoma ended its season with a dismal 31-6 loss. The Sooners started reserve QB Terence Brown, who had completed one of three passes on the season. Season starter Garrick McGee had contracted spinal meningitis and was unable to play. OU's defense surrendered 485 yards and four touchdowns through the air. BYU's John Walsh set Copper Bowl records for completions (31) and TD passes (4). Sooner linebacker Broderick Simpson was Defensive Player of the Game with 13 tackles, a sack and a broken up pass.

	UM	OU
First Downs	19	27
Rushes-Yards	33-159	23-91
Passing Yards	202	390
Passes-Comp-Int	29-18-2	54-39-1
Plays-Yards	62-361	77-481
Fumbles-Lost	1-0	3-3
Penalties-Yards	3-13	4-35
Punts-Average	5-39.4	1-10.0
Time of Possession	29:24	30:36
Third Down Conv.	5-11	7-13
Sacks By-Yards	3-16	3-24

SCORE BY QUARTER

Ole Miss	7	14	0	6	27
Oklahoma	3	0	15	7	25

SCORING

- UM - McAllister 25 yd pass from Miller (Binkley kick), 0-7
- OU - Duncan 34 yd field goal, 3-7
- UM - Bettis 9 yd pass from Miller (Binkley kick), 3-14
- UM - McAllister 80 yd run (Binkley kick), 3-21
- OU - Jackson 3 yd pass from Heupel (Duncan kick), 10-21
- OU - Daniels 41 yd pass from Heupel (Hammons pass), 18-21
- UM - Binkley 29 yd field goal, 18-24
- OU - Griffin 17 yd pass from Heupel (Duncan kick), 25-24
- UM - Binkley 39 yd field goal, 25-27

STATISTICS LEADERS

- Rushing: OU - Griffin, 12-86; UM - McAllister, 17-121
- Passing: OU - Heupel, 53-39-1-390; UM - Miller, 28-18-2-202
- Receiving: OU - Daniels, 6-109; UM - McAllister, 3-55
- Tackles: OU - Rideau, 7; UM - Taylor, Strong, 8

GAME SUMMARY

In the final college game of the 20th century, Ole Miss topped Oklahoma in a thriller, 27-25. OU quarterback and game offensive MVP Josh Heupel set school and Independence Bowl records for attempts, completions and yards, and tied the record for touchdowns. Jarrail Jackson tied the Independence Bowl record for receptions with 10. Ole Miss' Les Binkley kicked a 39-yard field goal for the win on the last play of the game.



2001 ★ ORANGE BOWL

Miami, Fla. (76,835)


FLORIDA STATE	2
OKLAHOMA	13



2002 ★ COTTON BOWL

Dallas, Texas (72,955)

OKLAHOMA	10
ARKANSAS	3



2003 ★ ROSE BOWL

Pasadena, Calif. (86,848)

OKLAHOMA	34
WASHINGTON STATE	14

	FSU	OU
First Downs	14	12
Rushes-Yards	17-27	36-56
Passing Yards	274	214
Passes-Comp-Int	52-25-2	39-25-1
Plays-Yards	69-301	75-270
Fumbles-Lost	3-1	2-1
Penalties-Yards	6-38	7-45
Punts-Average	10-44.7	8-41.1
Time of Possession	23:27	36:33
Third Down Conv.	1-15	7-19
Sacks By-Yards	2-13	1-2

SCORE BY QUARTER

Florida State	0	0	0	2	2
Oklahoma	3	0	3	7	13

SCORING

- OU - Duncan 27 yd field goal, 3-0
- OU - Duncan 42 yd field goal, 6-0
- OU - Griffin 10 yd run (Duncan kick), 13-0
- FSU - Team safety, 13-2

STATISTICS LEADERS

- Rushing: OU - Griffin, 11-40
FSU - Minor, 13-20
- Passing: OU - Heupel, 39-25-1-214
FSU - Weinke, 51-25-2-274
- Receiving: OU - Norman, 3-49
FSU - Bell, 7-137
- Tackles: OU - Thompson, 7
FSU - Allen, 12

GAME SUMMARY

Top-ranked Oklahoma used a smothering defense to shut down the third-ranked Seminoles and Josh Heupel generated enough offense to lead OU to a perfect season. As the nation's only unbeaten team, the Sooners were the unanimous winners of the AP media poll. They were automatically crowned national champions in the coaches' poll under the Bowl Championship Series format. Led by Orange Bowl MVP Torrance Marshall, the Sooners time and again forced Florida State's Chris Weinke into bad decisions. Tim Duncan kicked two field goals and Quentin Griffin scored the clinching touchdown on a 10-yard run up the middle with 8:30 to play. Florida State avoided its first shutout in 12 seasons when Stanford Samuels tackled OU punter Jeff Ferguson in the end zone for a safety with 55 seconds remaining.

	OU	ARK
First Downs	11	6
Rushes-Yards	34-56	42-37
Passing Yards	175	13
Passes-Comp-Int	32-24-0	13-2-1
Plays-Yards	66-231	55-50
Fumbles-Lost	2-1	1-1
Penalties-Yards	9-76	6-54
Punts-Average	9-34.9	8-40.5
Time of Possession	33:34	26:26
Third Down Conv.	6-18	1-14
Sacks By-Yards	9-55	4-27

SCORE BY QUARTER

Oklahoma	7	0	3	0	10
Arkansas	0	0	0	3	3

SCORING

- OU - Hybl 1 yd run (Duncan kick, 7-0)
- OU - Duncan 32 yd field goal, 10-0
- ARK - O'Donohoe 32 yd field goal, 10-3

STATISTICS LEADERS

- Rushing: OU - Griffin, 19-56
ARK - Holmes, 8-27
- Passing: OU - Hybl, 32-24-0-175
ARK - Clark, 12-2-1-13
- Receiving: OU - Norman, 7-74
ARK - Wilson, 1-7
- Tackles: OU - Calmus, 10
ARK - Petty, Bua, 7.5

GAME SUMMARY

Arkansas' defense played well, but few will remember. Oklahoma's defense was that much better. The final statistics were as chilling and stark as the weather. The Razorbacks, who reached OU territory just two times the entire game, could muster only 13 passing yards on two completions while their rushing attempts (42) outnumbered their rushing yards (37). Sooner defenders tied a school and Cotton Bowl record with a whopping nine sacks. Late in the first quarter, Oklahoma set sail on a 13-play, 63-yard scoring drive that culminated in a one-yard sneak by quarterback Nate Hybl. Along the way, the Sooners converted two third downs and one fourth. The resulting touchdown and PAT made the rest of the afternoon academic. OU added a 32-yard field goal by Tim Duncan in the third frame to build a 10-0 advantage that felt like twice that given the play of the defense. Arkansas, aided by penalties, finally scratched out a field goal, but no serious threat to the outcome was ever mounted.

	OU	WSU
First Downs	19	11
Rushes-Yards	46-146	21-4
Passing Yards	240	239
Passes-Comp-Int	29-19-0	34-17-2
Plays-Yards	75-386	55-243
Fumbles-Lost	2-1	3-1
Penalties-Yards	4-28	9-52
Punts-Average	5-29.0	6-46.0
Time of Possession	37:14	22:46
Third Down Conv.	9-20	2-11
Sacks By-Yards	6-59	3-27

SCORE BY QUARTER

Oklahoma	3	14	3	14	34
Wash. State	0	0	0	14	14

SCORING


- OU - DiCarlo 45 yd field goal, 3-0
- OU - Savage 12 yd pass from Hybl (DiCarlo kick), 10-0
- OU - Perkins 51 yd punt return (DiCarlo kick), 17-0
- OU - DiCarlo 30 yd field goal, 20-0
- OU - Fagan 9 yd pass from Hybl (DiCarlo kick), 27-0
- WSU - Riley 37 yd pass from Gesser (Dunning kick), 27-7
- OU - Griffin 19 yd run (DiCarlo kick), 34-7
- WSU - Moore 89 yd kickoff return (Dunning kick), 34-14

STATISTICS LEADERS

- Rushing: OU - Griffin, 30-162
WSU - Green, 8-45
- Passing: OU - Hybl, 29-19-0-240
WSU - Gesser, 34-17-2-239
- Receiving: OU - Peoples, 3-80
WSU - Riley, 9-139
- Tackles: OU - Lehman, 6
WSU - Coleman, 10

GAME SUMMARY

Oklahoma dominated the Pac 10 champs in the Sooners' first trip to the Rose Bowl. OU's defense logged six sacks and two interceptions to set the tone. Rose Bowl MVP Nate Hybl tossed two TD passes and Quentin Griffin rushed for 144 yards as the OU offense wore down the Cougars. Oklahoma became just the fourth school in college football history to win the four BCS games and the Cotton Bowl.



2004 ★ SUGAR BOWL

New Orleans, La. (79,342)


LOUISIANA STATE	21
OKLAHOMA	14



2005 ★ ORANGE BOWL

Miami, Fla. (77,912)

OKLAHOMA	19
USC	55



2005 ★ HOLIDAY BOWL

San Diego, Calif. (65,416)

OREGON	14
OKLAHOMA	17

	LSU	OU
First Downs	13	12
Rushes-Yards	40-159	33-52
Passing Yards	153	102
Passes-Comp-Int	24-14-2	37-13-2
Plays-Yards	64-312	70-154
Fumbles-Lost	1-1	2-0
Penalties-Yards	8-65	11-70
Punts-Average	8-34.0	8-45.9
Time of Possession	31:19	28:41
Third Down Conv.	6-17	4-15
Sacks By-Yards	5-46	5-12

SCORE BY QUARTER

LSU	7	7	7	0	21
Oklahoma	0	7	0	7	14

SCORING

- LSU - Green 24 yd run (Gaudet kick), 0-7
- OU - K. Jones 1 yd run (DiCarlo kick), 7-7
- LSU - Vincent 18 yd run (Gaudet kick), 7-14
- LSU - Spears 20 yd interception return (Gaudet kick), 7-21
- OU - K. Jones 1 yd run (DiCarlo kick), 14-21

STATISTICS LEADERS

- Rushing: LSU - Vincent, 16-117
OU - K. Jones, 20-59
- Passing: LSU - Mauck, 22-13-2-124-0
OU - White, 37-13-2-102-0
- Receiving: LSU - Clayton, 4-38
OU - Clayton, 4-32
- Tackles: LSU - Turner, 9
OU - Strait, 11

GAME SUMMARY

Riding its defense, LSU won the BCS title, 21-14. Oklahoma entered the game as the nation's top scoring offense, but struggled against the Tigers. The OU defense gave a good account too, surrendering 64 of LSU's 312 total yards on a non-scoring run on the Tigers' first snap. Still, it was the LSU defenders who stole the show. DE Marcus Spears returned an interception 20 yards for a TD on the first series of the second half and seemingly opened the floodgates. But OU stiffened and got its running game untracked. After pulling within seven at 21-14, the Sooners made another push to the LSU 12, but missed on four straight pass attempts, the last one with just 2:46 left. The crowd was the largest ever to see a sporting event in the Louisiana Superdome.

	OU	USC
First Downs	19	19
Rushes-Yards	40-151	28-208
Passing Yards	244	332
Passes-Comp-Int	36-24-3	35-18-0
Plays-Yards	76-372	63-525
Fumbles-Lost	3-2	1-0
Penalties-Yards	3-30	9-75
Punts-Average	4-44.5	4-43.5
Time of Possession	35:06	24:54
Third Down Conv.	8-17	6-14
Sacks By-Yards	1-9	2-20

SCORE BY QUARTER

Oklahoma	7	3	0	9	19
USC	14	24	10	7	55

SCORING

- OU - Wilson five yd pass from White (Hartley kick), 7-0
- USC - Byrd 33 yd pass from Leinart (Killeen kick), 7-7
- USC - White 6 yd run (Killeen kick), 7-14
- USC - Jarrett 54 yd pass from Leinart (Killeen kick), 7-21
- USC - Smith 5 yd pass from Leinart (Killeen kick), 7-28
- OU - Hartley 29 yd field goal, 10-28
- USC - Smith 33 yd pass from Leinart (Killeen kick), 10-35
- USC - Killeen 44 yd field goal, 10-38
- USC - Smith 4 yd pass from Leinart (Killeen kick), 10-45
- USC - Killeen 42 yd field goal, 10-48
- USC - White 8 yd run (Killeen kick), 10-55
- OU - Team safety, 12-55
- OU - Wilson 9 yd pass from White (Hartley kick), 19-55

STATISTICS LEADERS

- Rushing: OU - Peterson, 25-82
USC - White, 15-118
- Passing: OU - White, 36-24-3-244-2
USC - Leinart, 35-18-0-332-5
- Receiving: OU - Wilson, 7-59
USC - Smith, 7-113
- Tackles: OU - Pool, 7
USC - Tatupu, 12

GAME SUMMARY

USC didn't need any help, but Oklahoma obliged anyway. The Trojans played a nearly flawless game, made even more so by five OU turnovers, and cruised to the BCS National Championship, 55-19.

	ORE	OU
First Downs	17	19
Rushes-Yardage	32-84	40-132
Passing Yards	243	229
Passes-Comp-Int	44-25-1	30-17-1
Plays-Yards	76-327	70-361
Fumbles-Lost	1-0	2-1
Penalties-Yards	3-15	10-70
Punts-Average	8-45.1	7-37.9
Time of Possession	31:23	28:37
Third Down Conv.	6-18	6-16
Sacks By-Yards	0-0	3-19

SCORE BY QUARTER

Oregon	7	0	0	7	14
Oklahoma	3	0	14	0	17

SCORING


- OU - Hartley 34 yd field goal, 3-0
- ORE - Williams, D. 5 yd run (Martinez,Paul kick), 3-7
- OU - Runnels 17 yd pass from Bomar (Hartley kick), 10-7
- OU - Jones, K. 8 yd run (Hartley kick), 17-7
- ORE - Day 3 yd pass from Leaf (Martinez kick), 17-14

STATISTICS LEADERS

- Rushing: ORE - Whitehead, 12-43
OU - Peterson, 24-80
- Passing: ORE - Leaf, 14-24-1-236
OU - Bomar, 17-30-1-229
- Receiving: ORE - Finley, 9-67
OU - Kelly, 7-79
- Tackles: ORE - Trucks, 14
OU - Alexander, 9

GAME SUMMARY


Oklahoma linebacker Clint Ingram made a leaping interception of Oregon quarterback Brady Leaf's pass at the 10-yard line with 33 seconds left to preserve the Sooners' 17-14 upset of the No. 6 Oregon Ducks. Rhett Bomar threw a 17-yard touchdown pass to fullback J.D. Runnels for a 10-7 Oklahoma lead with 9:20 to play in the third quarter. Late in the third, Adrian Peterson's backup, Kejuan Jones, scored on an 8-yard run to make it 17-7. Peterson softened the Ducks with three bruising carries on the drive for 36 yards, including a 20-yard gain when he leveled safety J.D. Nelson.



2007 ★ FIESTA BOWL

Glendale, Ariz. (73,719)

BOISE STATE	43
OKLAHOMA	42



2008 ★ FIESTA BOWL

Glendale, Ariz. (70,016)

WEST VIRGINIA	48
OKLAHOMA	28



2009 ★ BCS CHAMPIONSHIP

Fort Lauderdale, Fla. (78,468)

FLORIDA	24
OKLAHOMA	14

	BSU	OU
First Downs	16	23
Rushes-Yardage	35-110	38-174
Passing Yards	267	233
Passes-Comp-Int	30-20-1	32-19-3
Plays-Yards	65-377	70-407
Fumbles-Lost	2-2	1-1
Penalties-Yards	8-63	6-35
Punts-Average	8-38.2	5-33.2
Time of Possession	28:21	31:39
Third Down Conv.	4-14	2-10
Sacks By-Yards	2-13	3-16

SCORE BY QUARTER					OT	F
Boise State	14	7	7	7	8	43
Oklahoma	7	3	7	18	7	42

SCORING

- BSU - James 49 yd pass from Zabransky (Montgomery kick), 0-7
- BSU - Johnson, 2 yd run (Montgomery kick), 0-14
- OU - Johnson 8 yd pass from Thompson (Hartley kick), 7-14
- OU - Hartley, 28 yd field goal, 10-14
- BSU - James 32 yd pass from Zabransky (Montgomery kick), 10-21
- BSU - Tadman 27 yd interception return (Montgomery kick) 10-28
- OU - Peterson 8 yd run (Hartley kick), 17-28
- OU - Hartley 28 yd field goal, 20-28
- OU - Chaney 5 yd pass from Thompson (Iglesias from Thompson), 28-28
- OU - Walker 33 yd interception return (Hartley kick) 25-28
- BSU - Rabb 35 yd pass from Zabransky (Montgomery kick), 35-35
- OU - Peterson 25 yd run (Hartley kick), 42-35
- BSU - Schoumann 5 yd pass from Parretta (Johnson run), 42-43

STATISTICS LEADERS

- Rushing: BSU - Johnson 23-101
OU - Peterson 20-77
- Passing: BSU - Zabransky 19-29-1-262-3
OU - Thompson 19-32-3-233-2
- Receiving: BSU - Schouman 8-72
OU - Iglesias 6-120
- Tackles: BSU - Wilson 10
OU - Alexander 17

GAME SUMMARY

A pair of Boise State trick plays at the end of regulation and overtime ended Oklahoma's comeback and sealed a perfect season for BSU.

	WVU	OU
First Downs	17	25
Rushes-Yardage	39-349	43-177
Passing Yards	176	242
Passes-Comp-Int	19-10-0	33-21-1
Plays-Yards	58-525	76-419
Fumbles-Lost	0-0	1-0
Penalties-Yards	8-110	13-113
Punts-Average	4-58.5	4-47.0
Time of Possession	25:43	34:17
Third Down Conv.	4-12	4-16
Sacks By-Yards	3-22	0-0

SCORE BY QUARTER					F
West Virginia	6	14	14	14	48
Oklahoma	0	6	9	13	28

SCORING

- WVU - McAfee 38 yd field goal, 0-3
- WVU - McAfee 42 yd field goal, 0-6
- OU - Hartley 37 yd field goal, 3-6
- WVU - Schmitt 57 yd run (McAfee kick), 3-13
- OU - Hartley 24 yd field goal, 6-13
- WVU - Reynaud 21 yd pass from White (McAfee kick), 6-20
- OU - Hartley 42 yd field goal, 9-20
- OU - Brown 1 yd run (Conversion failed), 15-20
- WVU - Devine 17 yd run (McAfee kick), 15-27
- WVU - Reynaud 30 yd run (McAfee kick), 15-34
- OU - Chaney 19 yd pass from Bradford (Conversion failed), 21-34
- WVU - Gonzales 79 pass from White (McAfee kick), 21-41
- OU - Iglesias 15 yd pass from Bradford (Hartley kick), 28-41
- WVU - Devine 65 yd run (McAfee kick), 28-48

STATISTICS LEADERS

- Rushing: WVU - White 20-150
OU - Patcik 14-82
- Passing: WVU - White 10-19-0-176-2
OU - Bradford 21-33-1-242-2
- Receiving: WVU - Reynaud 5-42
OU - Iglesias 8-53
- Tackles: WVU - Mundy 11
OU - Lofton 15

GAME SUMMARY

West Virginia quarterback Pat White rushed for 150 yards and running back Noel Devine added 108 more as the No. 9 Mountaineers upset the No. 3-ranked Oklahoma Sooners. West Virginia never trailed despite the passing of OU quarterback Sam Bradford, who hit on 21-of-33 for 242 yards and two touchdowns.

	UF	OU
First Downs	24	25
Rushes-Yardage	44-249	29-107
Passing Yards	231	256
Passes-Comp-Int	30-18-2	41-26-2
Plays-Yards	74-480	70-363
Fumbles-Lost	0-0	0-0
Penalties-Yards	8-81	4-31
Punts-Average	3-51.7	3-38.7
Time of Possession	34:57	25:03
Third Down Conv.	12-17	6-13
Sacks By-Yards	2-18	0-0

SCORE BY QUARTER					F
Florida	0	7	7	10	24
Oklahoma	0	7	0	7	14

SCORING

- UF - Murphy 20 yd pass from Tebow (Phillips kick), 0-7
- OU - Gresham 6 yd pass from Bradford (Stevens kick), 7-7
- UF - Harvin 2 yd run (Phillips kick), 7-14
- OU - Gresham 11 yd pass from Bradford (Stevens kick), 14-14
- UF - Phillips 27 yd field goal, 14-17
- UF - Nelson 4 yd pass from Tebow (Phillips kick), 14-24

STATISTICS LEADERS

- Rushing: UF - Harvin 9-122
OU - Brown 22-110
- Passing: UF - Tebow 18-30-2-231-2
OU - Bradford 26-41-2-256-2
- Receiving: UF - Hernandez 5-57
OU - Gresham 8-62
- Tackles: UF - Haden & Stamper 10
OU - Harris 11

GAME SUMMARY


Playing in their third national title game in six years, the No. 1-ranked Oklahoma Sooners were upset in their opponent's backyard as the No. 2 Florida Gators prevailed, 24-14. Tied at the half, Florida outscored OU 17-7 in the second half despite the 110-yard rushing effort by Chris Brown and 256 yards passing from Heisman Trophy winner Sam Bradford. Tight end Jermaine Gresham led all players with eight catches, including two touchdowns. OU was unable to overcome two costly stops inside the 10-yard line and two interceptions that were initially touched by Oklahoma receivers.



2009 * SUN BOWL

El Paso, Texas (53,713)

OKLAHOMA	31
STANFORD	27



2011 * FIESTA BOWL

Glendale, Ariz. (67,232)

CONNECTICUT	20
OKLAHOMA	48



2011 * INSIGHT BOWL

Tempe, Ariz. (54,247)

IOWA	14
OKLAHOMA	31

	OU	STAN
First Downs	28	13
Rushes-Yards	38-59	39-145
Passing Yards	418	117
Passes-Comp-Int	51-30-1	19-8-2
Plays-Yards	89-477	58-262
Fumbles-Lost	2-1	2-0
Penalties-Yards	9-85	9-77
Punts-Average	5-39.2	6-44.0
Time of Possession	31:16	28:44
Third Down Conv.	10-20	1-12
Sacks By-Yards	1-6	0-0

SCORE BY QUARTER

Oklahoma	10	7	14	0	31
Stanford	7	17	0	3	27

SCORING

- OU - Broyles 30 yd pass from Jones (O'Hara kick), 7-0
- STAN - Marecic 1 yd run (Whitaker kick), 7-7
- OU - O'Hara 28 yd field goal, 10-7
- STAN - Gerhart 19 yd run (Whitaker kick), 10-14
- OU - Broyles 13 yd pass from Jones (O'Hara kick), 17-14
- STAN - Gerhart 0 yd fumble recovery (Whitaker kick), 17-21
- STAN - Whitaker 35 yd field goal, 17-24
- OU - Broyles 6 yd pass from Jones (O'Hara kick), 24-24
- OU - Murray 1 yd run (O'Hara kick), 31-24
- STAN - Whitaker 21 yd field goal, 31-27

STATISTICS LEADERS

- Rushing: OU - Brown 12-46
STAN - Gerhart 32-135
- Passing: OU - Jones 30-51-1-418-3
STAN - Pritchard 8-19-2-117-0
- Receiving: OU - Broyles 13-156
STAN - Whalen 3-65
- Tackles: OU - Reynolds 12
STAN - Skov 15

GAME SUMMARY

Landry Jones and Ryan Broyles lit up Stanford with record-setting performances as Oklahoma notched a 31-27 win in the 76th Brut Sun Bowl. Broyles set OU single game and Sun Bowl marks with 13 receptions. Those catches went for 156 yards and three touchdowns, the highest TD total ever by a Sooner in bowl play and a Sun Bowl record. Jones also set an OU bowl record with 418 passing yards, the second-highest total in the history of the Sun Bowl.

	UC	OU
First Downs	19	27
Rushes-Yards	41-112	30-95
Passing Yards	223	429
Passes-Comp-Int	39-19-2	50-34-1
Plays-Yards	80-335	80-524
Fumbles-Lost	1-0	3-1
Penalties-Yards	3-25	1-3
Punts-Average	7-46.9	4-40.8
Time of Possession	31:49	28:11
Third Down Conv.	5-17	7-15
Sacks By-Yards	0-0	3-19

SCORE BY QUARTER

Connecticut	0	10	10	0	20
Oklahoma	14	6	14	14	48

SCORING

- OU - Hanna 8 yd pass from Jones (Stevens kick), 7-0
- OU - Murray 3 yd run (Stevens kick), 14-0
- UC - Gratz 46 yd interception return (Teggart kick), 14-7
- OU - Stevens 41 yd field goal, 17-7
- OU - Stevens 24 yd field goal, 20-7
- UC - Teggart 37 yd field goal, 20-10
- OU - Kenney 59 yd pass from Jones (Stevens kick), 27-10
- OU - Fleming 55 yd interception return (Stevens kick), 34-10
- UC - Frey 95 yd kickoff return (Teggart kick), 34-17
- UC - Teggart 38 yd field goal, 34-20
- OU - Broyles 5 yd pass from Jones (Stevens kick), 41-20
- OU - Jefferson 22 yd interception return (Stevens kick), 48-20

STATISTICS LEADERS

- Rushing: UC - Todman 32-121
OU - Murray 25-93
- Passing: UC - Frazer 19-39-2-223-0
OU - Jones 34-49-1-429-3
- Receiving: UC - Moore 4-62
OU - Broyles 13-170
- Tackles: UC - Lutrus 11
OU - T. Lewis 10

GAME SUMMARY

Landry Jones and Ryan Broyles had record-setting games, Oklahoma's defense scored two touchdowns while holding UConn's offense without one, and the ninth-ranked Sooners earned a 48-20 victory over Connecticut in the Fiesta Bowl.

	IOWA	OU
First Downs	14	31
Rushes-Yardage	37-76	37-114
Passing Yards	216	161
Passes-Comp-Int	45-23-2	25-16-1
Plays-Yards	82-292	62-275
Fumbles-Lost	1-0	0-0
Penalties-Yards	6-36	6-45
Punts-Average	6-44.3	6-50.3
Time of Possession	33:14	26:46
Third Down Conv.	6-17	4-12
Sacks By-Yards	2-18	3-22

SCORE BY QUARTER

Iowa	0	0	0	14	14
Oklahoma	7	7	7	10	31

SCORING

- OU - Bell 4 yd run (Hunnicut kick), 7-0
- OU - Bell 4 yd run (Hunnicut kick), 14-0
- OU - Ratterree 3 yd pass from Jones (Hunnicut kick), 21-0
- Iowa - Fiedorowicz 5 yd pass from Vandenberg (Meyer kick), 21-7
- Iowa - Canzeri 9 yd pass from Vandenberg (Meyer kick), 21-14
- OU - Hunnicutt 35 yd field goal, 24-14
- OU - Bell 21 yd run (Hunnicut kick), 31-14

STATISTICS LEADERS

- Rushing: Iowa - Canzeri, 22-58
OU - Bell, 10-51
- Passing: Iowa - Vandenberg, 23-44-1-216
OU - Jones, 16-25-1-161
- Receiving: Iowa - Canzeri, 6-28
OU - Jackson, 3-45
- Tackles: Iowa - Nielsen, 8
OU - Jefferson/Fleming, 7

GAME SUMMARY

Oklahoma won its 10th game of the year for a national-leading 33rd 10 win season as the Sooners grounded out a 31-14 win over Iowa. Oklahoma led at the half, 14-0, behind two rushing touchdowns from backup quarterback Blake Bell. Jamell Fleming earned his second straight defensive MVP in a bowl game with an interception that led to an OU touchdown while Landry Jones moved into a tie for most experienced quarterback in OU history with his 37th career start at the position.



2013 ★ COTTON BOWL

Arlington, Texas (87,025)

TEXAS A&M **41**

OKLAHOMA **13**

	TAMU	OU
First Downs	28	27
Rushes-Yardage	326	123
Passing Yards	307	278
Passes-Comp-Int	23-35-1	35-49-1
Plays-Yards	66-633	83-401
Fumbles-Lost	0-0	0-0
Penalties-Yards	7-60	7-47
Punts-Average	4-34.8	5-49.4
Time of Possession	23:11	36:49
Third Down Conv.	5-11	8-15
Sacks By-Yards	1-7	0-0

SCORE BY QUARTER

Texas A&M	7	7	20	7	41
Oklahoma	3	10	0	0	13

SCORING

- TAMU - Manziel 23 yd run (Bertolet kick), 0-7
- OU - Hunnicutt 23 yd field goal, 3-7
- OU - Hunnicutt 24 yd field goal, 6-7
- TAMU - Manziel 5 yd run (Bertolet kick), 6-14
- OU - Brown 6 yd pass from Jones (Hunnicutt kick), 13-14
- TAMU - Malena 7 yd run (Bertolet kick), 13-21
- TAMU - Williams 30 yd run (Bertolet kick failed), 13-27
- TAMU - Swope 33 yd pass from Manziel (Bertolet kick), 13-34
- TAMU - Nwachukwu 34 yd pass from Manziel (Bertolet kick), 13-41

STATISTICS LEADERS

- Rushing: TAMU - Manziel 17-229
OU - Clay 10-44
- Passing: TAMU - Manziel 22-34-1-287-2
OU - Jones 35-48-1-278-1
- Receiving: TAMU - Swope 8-104
OU - Saunders 9-63
- Tackles: TAMU - Harris 10
OU - Colvin/J. Harris 9

GAME SUMMARY

Up by a point on No. 11 Oklahoma at halftime, No. 9 Texas A&M, led by Heisman Trophy winner Johnny Manziel, pulled away in the third quarter to break the Sooners' three-game bowl win streak. OU senior quarterback Landry Jones completed 35 of 48 passes for 278 yards with a touchdown and an interception, finishing his career as a Sooner in the same place it started at Cowboys Stadium.

OU's Record In The Bowls

BCS Championship	0-1-0
Fiesta Bowl	2-3-0
Orange Bowl	12-6-0
Rose Bowl	1-0-0
Sugar Bowl	4-2-0
Bluebonnet Bowl	0-1-1
Citrus Bowl	0-1-0
Cotton Bowl	1-1-0
Gator Bowl	2-1-0
Holiday Bowl	1-0-0
Independence Bowl	0-1-0
Insight/Copper Bowl	1-1-0
Sun Bowl	3-0-0
Overall Record	27-18-1

Team Bowl Records

Total Yards

- 618 yards 1991 Gator Bowl (vs. Virginia)
- 524 yards 2011 Fiesta Bowl (vs. Connecticut)
- 481 yards ... 1999 Independence Bowl (vs. Ole Miss)
- 477 yards 2009 Sun Bowl (vs. Stanford)
- 470 yards ... 1968 Astro-Bluebonnet Bowl (vs. SMU)

Net Rushing Yards

- 439 yards 1972 Sugar Bowl (vs. Auburn)
- 417 yards 1983 Fiesta Bowl (vs. Arizona State)
- 415 yards 1976 Fiesta Bowl (vs. Wyoming)
- 411 yards 1980 Orange Bowl (vs. Florida State)
- 409 yards 1981 Sun Bowl (vs. Houston)

Net Passing Yards

- 429 yards 2011 Fiesta Bowl (vs. Connecticut)
- 418 yards 2009 Sun Bowl (vs. Stanford)
- 390 yards ... 1999 Independence Bowl (vs. Ole Miss)
- 357 yards 1991 Gator Bowl (vs. Virginia)
- 294 yards ... 1968 Astro-Bluebonnet Bowl (vs. SMU)

Fewest Total Yards Allowed

- 50 yards 2002 Cotton Bowl (vs. Arkansas)
- 159 yards 1950 Sugar Bowl (vs. LSU)
- 182 yards 1980 Orange Bowl (vs. Florida State)
- 189 yards 1951 Sugar Bowl (vs. Kentucky)
- 196 yards 1973 Sugar Bowl (vs. Penn State)

Fewest Rushing Yards Allowed

- 4 yards 2002 Rose Bowl (vs. Washington State)
- 27 yards 2001 Orange Bowl (vs. Florida State)
- 38 yards 2002 Cotton Bowl (vs. Arkansas)
- 38 yards 1950 Sugar Bowl (vs. LSU)
- 40 yards 1972 Sugar Bowl (vs. Auburn)

Fewest Net Passing Yards Allowed

- 13 yards 2002 Cotton Bowl (vs. Arkansas)
- 33 yards 1976 Orange Bowl (vs. Michigan)
- 36 yards 1954 Orange Bowl (vs. Maryland)
- 46 yards 1956 Orange Bowl (vs. Maryland)
- 51 yards 1980 Orange Bowl (vs. Florida State)
- 1976 Fiesta Bowl (Wyoming)

Most Points Scored

- 48 points 2011 Fiesta Bowl (vs. Connecticut)
- 48 points 1991 Gator Bowl (vs. Virginia)
- 48 points 1958 Orange Bowl (vs. Duke)
- 42 points 2007 Fiesta Bowl (vs. Boise State)
- 42 points 1987 Orange Bowl (vs. Arkansas)

Fewest Points Allowed

- 0 points 1973 Sugar Bowl (vs. Penn St.)
- 0 points 1954 Orange Bowl (vs. Maryland)
- 0 points 1950 Sugar Bowl (vs. LSU)
- 2 points 2001 Orange Bowl (vs. Florida State)
- 3 points 2002 Cotton Bowl (vs. Arkansas)

Individual Bowl Records

Rushing Yardage

- Marcus Dupree 1983 Fiesta Bowl 239 yards
- Fred Sims 1981 Sun Bowl 181 yards
- Leon Heath 1950 Sugar Bowl 170 yards
- Billy Sims 1980 Orange Bowl 164 yards
- Jack Mildren 1971 Sugar Bowl 149 yards

Rushing Touchdowns

- Blake Bell 2011 Insight Bowl 3
- Mike Gaddis 1991 Gator Bowl 3
- Jack Mildren 1972 Sugar Bowl 3
- Eddy Davis 1946 Gator Bowl 3
- Several tied with 2
Last: Adrian Peterson (2007 Fiesta Bowl)

Total Carries

- Steve Owens 1968 Astro-Bluebonnet Bowl .. 36
- Quentin Griffin ... 2003 Rose Bowl 30
- Jack Mildren 1971 Sugar Bowl 30
- Jim Grisham 1963 Orange Bowl 28
- Four tied with 25
Last: DeMarco Murray (2011 Fiesta Bowl)

Passing Yardage

- Landry Jones 2011 Fiesta Bowl 429
- Landry Jones 2009 Sun Bowl 418
- Josh Heupel 1999 Independence Bowl 390
- Cale Gundy 1991 Gator Bowl 329
- Landry Jones 2013 Cotton Bowl 278

Pass Completions

- Josh Heupel 1999 Independence Bowl 39
- Landry Jones 2013 Cotton Bowl 35
- Landry Jones 2011 Fiesta Bowl 34
- Landry Jones 2009 Sun Bowl 30
- Sam Bradford 2009 BCS Championship 26

Pass Attempts

- Josh Heupel 1999 Independence Bowl 53
- Landry Jones 2009 Sun Bowl 51
- Landry Jones 2011 Fiesta Bowl 49
- Landry Jones 2013 Cotton Bowl 48
- Sam Bradford 2009 BCS Championships 41

Touchdown Passes

1. Landry Jones..... 2011 Fiesta Bowl3
Landry Jones..... 2009 Sun Bowl3
Josh Heupel 1999 Independence Bowl.....3
Cale Gundy..... 1993 John Hancock Bowl.....3
5. Seven tied with 2
Last: Sam Bradford (2009 BCS Championship)

Reception Leaders

1. Ryan Broyles 2011 Fiesta Bowl13
Ryan Broyles 2009 Sun Bowl13
3. Jarrair Jackson..... 1999 Independence Bowl.....10
4. Quentin Griffin..... 2002 Cotton Bowl.....9
Jalen Saunders..... 2013 Cotton Bowl.....9

Reception Yardage

1. Ryan Broyles 2011 Fiesta Bowl170
2. Ben Hart 1965 Gator Bowl.....165
3. Ryan Broyles 2009 Sun Bowl156
4. Cameron Kenney.. 2011 Fiesta Bowl154
5. Johnny Barr..... 1968 Astro-Bluebonnet Bowl..138

Touchdown Receptions

1. Ryan Broyles2009 Sun Bowl..... 3
2. Jermaine Gresham...2009 BCS Championship 2
Travis Wilson2005 Orange Bowl 2
Rickey Brady 1993 John Hancock Bowl ... 2
Joey Mickey..... 1991 Gator Bowl 2
Johnny Barr..... 1968 Astro-Bluebonnet 2

Career Bowl Leaders

Rushing Yardage

1. Leon Heath 1948-1950 349
2. Lydell Carr..... 1984-1987 326
Quentin Griffin 1999-2002 326
4. Billy Sims 1975-1979 305
5. Greg Pruitt 1970-1972 278

Rushing Touchdowns

1. Blake Bell.....2011- 3
- Kejuan Jones.....2002-2005 3
- Jerald Moore 1993-1994 3
- Mike Gaddis 1988-1991 3
- Stanley Wilson 1979-1982 3
- Billy Sims 1975-1979 3
- Greg Pruitt 1970-1972 3
- Jack Mildren..... 1969-1971 3

Total Carries

1. Quentin Griffin 1999-2002 72
2. Adrian Peterson 2004-2007 68
3. Leon Crosswhite..... 1970-1972 59
4. Billy Sims 1975-1979 55
5. Steve Owens 1967-1969 53

Passing Yardage

1. Landry Jones.....2009-2012 1,286
2. Josh Heupel 1999-2000 604
3. Cale Gundy..... 1990-1993 544
4. Sam Bradford.....2008-2009 498
5. Nate Hybl2000-2002 415

Pass Completions

1. Landry Jones.....2009-2012 115
2. Josh Heupel 1999-2000 64
3. Sam Bradford.....2008-2009 47
4. Nate Hybl2000-2002 43
5. Cale Gundy..... 1990-1993 40

Pass Attempts

1. Landry Jones.....2009-2012 173
2. Josh Heupel 1999-2000 92
3. Sam Bradford.....2008-2009 74
4. Jason White2004-2005 73
5. Nate Hybl2000-2002 69

Completion Percentage (min. 10 attempts)

1. Cale Gundy..... 1990-1993702
2. Josh Heupel 1999-2000696
3. Landry Jones.....2009-2012665
4. Sam Bradford.....2008-2009635
5. Nate Hybl2000-2003623

Touchdown Passes

1. Landry Jones.....2009-2012 8
2. Cale Gundy..... 1990-1993 5
3. Sam Bradford.....2008-2009 4
4. Josh Heupel 1999-2000 3
5. Five tied with 2
Last: Paul Thompson (2007)

Reception Leaders

1. Ryan Broyles2009-2011 30
2. Quentin Griffin..... 1999-2002 25
3. Juaquin Iglesias 2005-2009 24
4. Kenny Stills2010-2012 18
5. Manuel Johnson 2005-2009 16

Reception Yards

1. Ryan Broyles2009-2011 352
2. Juaquin Iglesias 2005-2009 316
3. Corey Warren 1990-1993 203
Quentin Chaney2006-2009 203
5. Tinker Owens 1972-1975 195

Touchdown Receptions

1. Ryan Broyles2009-2011 4
2. Jermaine Gresham...2006-2009 2
Quentin Chaney2006-2009 2
Travis Wilson2002-2005 2
Rickey Brady 1990-1993 2
Joey Mickey 1989-1992 2
Johnny Barr..... 1968-1969 2

Opponent Bowl Records

Most Points

24, Fred Biletnikoff, Florida State, 1965 Gator Bowl

Most Yards Rushing

229, Johnny Manziel, Texas A&M, 2013 Cotton Bowl

Longest Run

80, Deuce McAlister, Ole Miss, 1999 Independence Bowl

Highest Rushing Average (min. 5 attempts)

13.6, Percy Harvin, Florida, 2009 BCS Championship

Most Total Offense

516 (287 Passing, 229 Rushing), Johnny Manziel, Texas A&M, 2013 Cotton Bowl

Most Kickoff Return Yards

137, Nick Williams, Connecticut, 2011 Fiesta Bowl

Most Passes Completed

31, John Walsh, BYU, 1994 Copper Bowl

Most Passing Yards

454, John Walsh, BYU, 1994 Copper Bowl

Most Yards Receiving

192, Fred Biletnikoff, Florida State, 1965 Gator Bowl

Longest Pass

79, Patrick White to Tito Gonzales, West Virginia, 2008 Fiesta Bowl

Longest Interception Return

69, Howard Ehler, Florida State, 1965 Gator Bowl

Longest Punt

70, Rohn Stark, Florida State, 1980 Orange Bowl

Longest Punt Return

51, Vaughn Rivers, West Virginia, 2008 Fiesta Bowl

Most Points

55, Southern California, 2005 Orange Bowl

Most Rushing Yards

349, West Virginia, 2008 Fiesta Bowl

Most Passing Yards

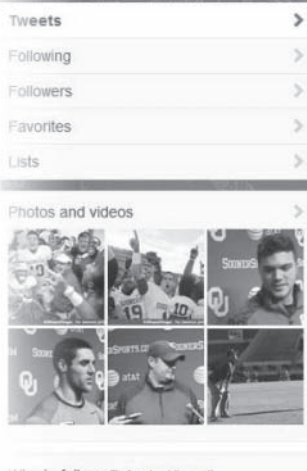
485, BYU, 1994 Copper Bowl

Most Pass Interceptions

3, Boise State, 2007 Fiesta Bowl; Florida State, 1980 Orange Bowl; SMU, 1968 Astro-Bluebonnet Bowl

SoonerSports.com

- Official Site of the OU Athletics Department
- The Latest News and Information
- Tickets
- Game Recaps
- Schedules
- Statistics
- Player Bios



Twitter.com/OU_Football

- Official Twitter Page of Oklahoma Football
- The Latest News and Information
- Links to Content From Across the Country
- Q&As with Your Favorite Student-Athletes
- Prizes and Giveaways
- In-Progress Game Updates
- Behind-the-Scenes Access

Tweets



Who to follow · Refresh · View all

Facebook.com/OklahomaFootball

- Official Facebook Page of Oklahoma Football
- Photo Galleries
- Polls
- Prizes and Giveaways
- Exclusive Content



Instagram.com/OU_Football

- Official Instagram Page of Oklahoma Football
- Behind-the-Scenes Photos
- Exclusive Content





TREY MILLARD
FULLBACK

Four-year starter at FB • Don Key Award Winner
All-Big 12 First Team, Coaches • Capital One
Academic All-District • Academic All-Big 12 First
Team • 2012 All-Big 12 First Team, Coaches • Two-
year captain played in 48 career games before
suffering a season-ending injury vs. Texas Tech
(10/26).



COREY NELSON
LINEBACKER

Four-year letterwinner and three-year starter • Had a 24-yard INT
return TD at Notre Dame (9/28) • 2012 Academic All-Big 12 Second
Team • 2011 All-Big 12 Honorable Mention • Played in 45 career
games before suffering a season-ending injury vs. TCU (10/5).



AARON COLVIN
CORNERBACK

Thorpe Award Semifinalist • All-Big 12 First Team, Coaches
All-Big 12 First Team, AP • All-Big 12 First Team, *San
Antonio Express-News* • All-Big 12 Second Team, Athlon
Sports • Academic All-Big 12 Second Team

2013 OU FOOTBALL TEAM CAPTAINS



MICHAEL HUNNICUTT
KICKER

Groza Award Semifinalist • All-Big 12 Second Team,
Coaches • All-Big 12 Second Team, AP • All-Big 12 Second
Team, Athlon • All-Big 12 Second Team, *San Antonio
Express-News* • Big 12 Special Teams Player of the Week
at OSU (12/7) • Academic All-Big 12 Second Team



AUSTIN WOODS
LONG SNAPPER

Academic All-Big 12 – First Team • Bob Kalsu Award Winner (Most
Inspirational OU Player) • 2013 Rare Disease Champion Award
Finalist (presented by Uplifting Athletes) • Waged a successful
battle to beat Hodgkin's Lymphoma



GABE IKARD
CENTER

Wuerffel Trophy Winner • Selmon Spirit Award Winner
Capital One Academic All-American of the Year • Senior
CLASS Award Finalist • Rimington Trophy Finalist • First-
Team All-American, Walter Camp & AFCA Coaches •
Second-Team All-American, Athlon • All-Big 12 First Team,
Coaches • All-Big 12 First Team, AP • All-Big 12 First Team,
Athlon Sports • All-Big 12 First Team, *San Antonio Express-
News* • NFF Scholar-Athlete • Campbell Trophy Finalist •
Academic All-Big 12 First Team • Don Key Award Winner

TREY
MILLARD

AARON
COLVIN

DARYL
WILLIAMS

CHARLES
TAPPER

JALEN
SAUNDERS

MICHAEL
HUNNICUTT

ERIC
STRIKER

GABE
IKARD

DOMINIQUE
ALEXANDER



ALL-BIG 12