



2023 SEASON PREVIEW

SDSU FOOTBALL QUICK FACTS

SOUTH DAKOTA STATE UNIVERSITY INFORMATION

LOCATION: Brookings, S.D.
ENROLLMENT: 11,331 (fall 2022)
COLORS: Yellow and Blue
NICKNAME: Jackrabbits
AFFILIATION: NCAA Division I Football
Championship Subdivision
CONFERENCE: Missouri Valley Football Conference
STADIUM: Dana J. Dykhouse Stadium (19,340
capacity - AstroTurf surface)

ADMINISTRATION

PRESIDENT: Dr. Barry H. Dunn
ALMA MATER: South Dakota State, 1975
ATHLETICS DIRECTOR: Justin Sell
ALMA MATER: Bowling Green (Ohio), 1991
OFFICE PHONE: (605) 688-6388
DEPUTY AD/FOOTBALL SUPERVISOR: Slade Larscheid
OFFICE PHONE: (605) 688-5625
**SENIOR ASSOCIATE AD—STUDENT-ATHLETE
EXPERIENCE/SENIOR WOMAN ADMINISTRATOR:** Holly
Van Vlymen
OFFICE PHONE: (605) 688-5308
FACULTY ATHLETICS REPRESENTATIVE: Donna Flint

SPORTS INFORMATION

**ASSISTANT AD-SPORTS INFORMATION/FOOTBALL
CONTACT:** Jason Hove
OFFICE PHONE: (605) 688-4623
CELL PHONE: (605) 695-1827
FAX: (605) 688-5999
E-MAIL: Jason.Hove@sdstate.edu

SUPPORT STAFF

DIRECTOR OF FOOTBALL OPERATIONS: Jonathan
Shaeffer
ASSISTANT DIRECTOR OF FOOTBALL OPERATIONS:
Ethan Beisner
STRENGTH AND CONDITIONING: Matt Jacobs, Preston
Wilson
ATHLETIC TRAINERS: Charlie Miller, Hallie Hawe
EQUIPMENT: Aaron Crowell
CREATIVE CONTENT COORDINATOR: Bailey Wright
ASSISTANT AD-TICKETS: Robert Krause
SR. ASSOCIATE AD-FACILITIES AND OPERATIONS: Jeff
Holm
ASSOCIATE AD-OPERATIONS: Christi Williams
ASSISTANT AD-FACILITIES, EVENTS AND OPERATIONS:
Austin Buisse, Scott Smith
GROUND CREW LEADER: Bruce Lichty

GENERAL INFORMATION

MAILING ADDRESS: 2820 Marshall Center,
Brookings, SD 57007-1497
OVERNIGHT ADDRESS: 1047 16th Ave., Brookings,
SD 57007-1497
TICKET OFFICE: (605) 688-5422
WEBSITE: www.GoJacks.com
TWITTER: @GoJacksFB
FACEBOOK: facebook.com/SDSUJacks.Football

2022 RECAP

OVERALL RECORD: 14-1
CONFERENCE RECORD: 8-0 (first place in Missouri Valley
Football Conference)
POSTSEASON: Football Championship Subdivision
National Champion
HOME RECORD: 9-0
AWAY/NEUTRAL RECORD: 4-1/1-0
FINAL RANKINGS: 1st (Stats Perform media)/1st (AFCA
FCS Coaches)

2022 GAME RESULTS

Sept. 3	at Iowa	L, 3-7
Sept. 10	UC DAVIS [Dairy Drive]	W, 24-22
Sept. 17	BUTLER [Beef Bowl]	W, 45-17
Sept. 24	*at Missouri State	W, 28-14
Oct. 1	*WESTERN ILLINOIS	W, 34-10
Oct. 8	*SOUTH DAKOTA	W, 28-3
Oct. 15	*at North Dakota State	W, 23-21
Oct. 22	*at North Dakota	W, 49-35
Oct. 29	*INDIANA STATE [Hobo Day]	W, 49-7
Nov. 5	*at Northern Iowa	W, 31-28
Nov. 12	*ILLINOIS STATE	W, 31-7
Dec. 3	^DELAWARE	W, 42-6
Dec. 10	^HOLY CROSS	W, 42-21
Dec. 17	^MONTANA STATE	W, 39-18
Jan. 8	^vs. North Dakota State	W, 45-21

*Missouri Valley Football Conference game

^Football Championship Subdivision Playoff game

2023 SCHEDULE

Aug. 31	WESTERN OREGON [Dairy Drive]	7 p.m.
Sept. 9	MONTANA STATE [Beef Bowl]	6 p.m.
Sept. 16	vs. Drake [at Minneapolis, Minn.]	2:30 p.m.
Sept. 30	*NORTH DAKOTA [Hall of Fame]	2 p.m.
Oct. 7	*at Illinois State	6 p.m.
Oct. 14	*NORTHERN IOWA [Hobo Day]	2 p.m.
Oct. 21	*at Southern Illinois	2 p.m.
Oct. 28	*at South Dakota	1 p.m.
Nov. 4	*NORTH DAKOTA STATE	2 p.m.
Nov. 11	*at Youngstown State	11 a.m.
Nov. 18	*MISSOURI STATE [Senior Day]	2 p.m.

*Missouri Valley Football Conference game; all times Central

COACHING STAFF

HEAD COACH: Jimmy Rogers
ALMA MATER: South Dakota State, 2009
RECORD AT SOUTH DAKOTA STATE: 0-0 (first season)
CAREER RECORD: Same
E-MAIL: SDSU.Football@sdstate.edu
FOOTBALL MAIN OFFICE: (605) 688-6955
OFFENSIVE COORDINATOR/QUARTERBACKS: Zach Lujan
(sixth season)
ALMA MATER: South Dakota State, 2017
E-MAIL: Zachary.Lujan@sdstate.edu
DEFENSIVE COORDINATOR/ LINEBACKERS: Jesse Bobbit
(second season)
ALMA MATER: South Dakota State, 2017
E-MAIL: Jesse.Bobbit@sdstate.edu
RUN GAME COORDINATOR/OFFENSIVE LINE: Ryan Olson
(fourth season)
ALMA MATER: Wisconsin-Whitewater, 2012
E-MAIL: Ryan.Olson@sdstate.edu

SPECIAL TEAMS COORDINATOR: Pat Cashmore (first
season)

ALMA MATER: Drake, 2011

E-MAIL: Patrick.Cashmore@sdstate.edu

TIGHT ENDS/RECRUITING COORDINATOR: Chris Meyers
(second season)

ALMA MATER: Texas Christian, 2015

E-MAIL: Christopher.Meyers@sdstate.edu

DEFENSIVE BACKS: Mike Banks (first season)

ALMA MATER: Illinois State, 2015

E-MAIL: Michael.Banks@sdstate.edu

DEFENSIVE LINE: Jalon Bibbs (first season)

ALMA MATER: Northern State, 2015

E-MAIL: Jalon.Bibbs@sdstate.edu

WIDE RECEIVERS: Jake Menage (first season)

ALMA MATER: South Dakota State, 2017

E-MAIL: Jacob.Menage@sdstate.edu

SAFETIES: Pete Menage (first season)

ALMA MATER: South Dakota State, 2020

E-MAIL: Peter.Menage@sdstate.edu

RUNNING BACKS: Robbie Rouse (first season)

ALMA MATER: Fresno State, 2013

E-MAIL: Robbie.Rouse@sdstate.edu

QUALITY CONTROL: Chuck Case (offense), Jeremiah

Lance (defense), Kyle Saddler (offense), Kellen

Soulek (defense) and Evan Traxler (defense)

VIDEO COORDINATOR: Brayden Gage

TEAM INFORMATION

LETTERMEN RETURNING: 48	LETTERMEN LOST: 14
• Offense: 19	• Offense: 8
• Defense: 28	• Defense: 5
• Special Teams: 1	• Special Teams: 1

STARTERS RETURNING: 18

• Offense: 10 • Defense: 7 • Special Teams: 1

OFFENSIVE STARTERS RETURNING (10): Evan Beerntsen,
OG; Isaiah Davis, RB; Mark Gronowski, QB; Garret
Greenfield, OT; Zach Heins, TE; Jadon Janke, WR;
Jaxon Janke, WR; Mason McCormick, OG; Gus Miller,
C; John O'Brian, OT.

DEFENSIVE STARTERS RETURNING (7): Adam Bock, LB;
Jason Freeman, LB; DyShawn Gales, CB; Cale
Reeder, S; Isaiah Stalbird, LB; Cade Terveer, DE; Ryan
Van Marel, DT.

SPECIAL TEAMS STARTERS RETURNING (1): Hunter
Dustman, K/P.

OTHER RETURNING LETTERMEN (30): Steven Arrell, CB;
Max Baloun, DT; Dalys Bealum, CB; Jhareth Bloomen-
rader, OL; Kevin Brenner, TE; Devon Cole Jr., WR;
Aydan Dautermann, CB; Jarod DePriest, DT; Bo
Donald, OL; Matthew Durrance, S; Caleb Francl, LB
(lettered in 2021); Quinton Hicks, DE; Colby Huerter,
S; Amar Johnson, RB; Angel Johnson, RB; Caden
Johnson, DE; Randy Keumogne, DE (lettered in
2021); Aaron Kusler, LB; Adam Kusler, LB; Tucker
Large, S/LB; Jalen Lee, OL (lettered in 2021); Daeton
Mcgaughy, LB/S; Mike Morgan, TE; Graham Spalding,
LB; Davion Sterner, LB; Ethan Vibert, OL; Brian
Williams, DT; Saiveon Williamson, LB; Zac Wilson, DE;
Aaron Wolfcale-Holsten, DT.

After piecing together a historic 2022 season that culminated with the first national championship in program history, the question facing the South Dakota State football team as it prepares for the 2023 campaign is: "What can the Jackrabbits do for an encore?"

While many of the key players return, inevitably changes have occurred; most notably at the top, where longtime assistant Jimmy Rogers takes over as head coach for John Stiegelmeier, who retired after leading the Jackrabbits to 199 victories over 26 seasons, including winning the 2022 Football Championship Subdivision national title.

Rogers, a former Jackrabbit player who later spent 10 years on Stiegelmeier's coaching staff, inherits a veteran team that returns 18 starters and numerous other players who helped lead South Dakota State to a school-record 14 wins last season.

"Overall, the leadership on this team has really helped with this transition," said Rogers, who served in a defensive coordinator role the past four seasons. "From a player standpoint, our captains and our core group of players are pushing the entire team so I feel the best about that right now."

Rogers also has faced the task of re-tooling the coaching staff, especially on the defensive side as Jesse Bobbit inherits the coordinator role and will coach the linebackers, while Jalon Bibbs (defensive line), Mike Banks (cornerbacks) and Pete Menage (safeties) join the staff.

"It's been really seamless as far as the guys coming in and learning very quickly," Rogers said. "I was extremely impressed with how fast the defensive staff, as a whole, meshed together in spring ball, as well as the offense."

Zach Lujan continues as the offensive coordinator and quarterbacks coach, while Ryan Olson (offensive line/run game coordinator) and Chris Meyers (tight ends) also are holdovers from the previous coaching staff. New additions to the offensive staff include Jake Menage (wide receivers) and Robbie Rouse (running backs).

"We still have work to get through and we'll iron out things daily as we go through fall camp as we continue to learn as a group, but we need to be ready by Game 1," said Rogers, who became the 21st head coach in program history when he was hired in January "This isn't a three-year process to get on the same page; we need to win now with the team that we have. I'm excited where we're at, but we still need to get better and take steps to get to the end goal."

To reach those end goals of repeating as Missouri Valley Football Conference and FCS champions, Rogers said his team will need to block outside distractions with the realization that the target on their backs will be larger than ever before as the consensus No. 1 team in the preseason polls.

"At the end of the day, complacency will kill programs," Rogers said. "It's keeping them hungry, it's keeping them fresh, it's keeping them motivated and it's keeping them one game at a time and not overlooking anybody regardless of who we play."



All-Americans Mason McCormick at guard and Garret Greenfield at tackle return to man the left side of the Jackrabbits' offensive line. SDSU averaged more than 200 yards rushing in its four-game playoff run last season.

Despite having such a veteran team returning, Rogers expects there will be plenty of competition within the team for increased playing time in 2023.

"I do believe raising the floor with the second-string guys chasing the first-string guys only elevates them trying to create a competitive maturity on a football team, which is really powerful," Rogers said. "I feel really good about the youth of our program just because the youth of the program has the best visual to learn from as far as game rep experience, how to train and how to practice."

OFFENSE

The Jackrabbits return 10 starters — the bulk of whom have gained mention on preseason all-league teams.

"I think we'll be really special on offense, not just with the 10 starters returners, but because of some of the guys behind them," said Rogers, noting that SDSU averaged 34.2 points and 384.6 yards of total offense with a balanced attack a year ago.

All five starters on the offensive line return, led by 'super senior' All-Americans Mason McCormick at left guard and Garret Greenfield at left tackle.

Junior Gus Miller returns for his second year as the starter at center, while Evan Beerntsen at guard and John O'Brian at tackle are the incumbents on the right side of the line.

While that fivesome played the vast majority of the snaps last season, Rogers said others have made strides to challenge for more prominent roles this season on the offensive line, most notably senior Bo Donald at either guard or tackle, junior tackle Colby Christensen and redshirt freshman guard Quinten Christensen.

Others vying for spots on the offensive line include senior center/guard Ethan Vibert and redshirt freshman tackle Dawson Rudd.

Directing the offense is junior quarterback Mark Gronowski, who has led the Jackrabbits to a 22-3 record and pair of appearances in the national championship game in his two seasons as the team's starting signal-caller. Gronowski completed 65 percent of his passes (232-of-356) for 2,967 yards and gained another 408 yards rushing in accounting for 38 touchdowns last season — 26 through the air and 12 on the ground.

"I think he's just hitting his stride and I'm excited to see what he does this fall for us," Rogers said of Gronowski. "As a leader and as far as a competitor, I don't know if there's another quarterback I'd rather have than Mark because he's such a good person and he gets the guys to rally behind him. He's a servant leader, he leads by example, and then he can physically go out there and take control of a game."

A second player who can physically control a game is senior running back Isaiah Davis, who joins Gronowski on the preseason watch list for the Walter Payton Award as the top offensive player in the FCS ranks. Davis is coming off a 2022 season in which he ran for 1,451 yards and scored 15 touchdowns.

Backing up Davis is junior Amar Johnson, who proved to be a valuable complement in the run game by averaging 5.7 yards per carry en route to 744 yards and seven touchdowns. Both of Johnson's top rushing performances last season came against rival North Dakota State — 89 yards in the regular season victory that propelled SDSU to the top of the polls and a career-best 126 yards in the FCS title game.

SEASON PREVIEW

Sophomore Angel Johnson and redshirt freshman Derrick Johnson provide additional depth and play-making ability at running back.

A third Walter Payton Award candidate from the Jackrabbit offense is senior wide receiver Jaxon Janke, who has led the squad in receiving each of the past three seasons. A year ago, Janke hauled in 60 receptions for 857 yards and nine touchdowns.

Jaxon's twin brother, Jadon, also returns for his final season in Yellow and Blue. Jadon Janke ranked right behind his brother by tallying 51 catches for 774 yards and six touchdowns, topping the 100-yard mark in a pair of games last season.

Also returning at wide receiver are junior Devon Cole Jr. and sophomore Graham Goering.

The Jackrabbits dipped into the transfer portal to add depth at wide receiver, bringing in Marcus Preston from league rival North Dakota. Ky Oday Jr. from Colorado State and Elijah Ervin from the junior college ranks.

"They're going to need reps to get acclimated, but they have the talent to do it," Rogers said of the incoming trio.

Another newcomer who is a candidate to make an impact in the passing game this season is true freshman Griffin Wilde.

"He's a special talent," Rogers said of the Sioux Falls native. "He's much farther along in his career than some of the best wide receivers who have ever come through here."

Further bolstering the Jackrabbit offense is the tight end position, which has a long history of Jackrabbits excelling at the collegiate level and moving on to the pro ranks, including Tucker Kraft, who was a third-round draft choice of the Green Bay Packers this past April.

Veteran Zach Heins, who is another preseason All-America candidate, leads the position group after



Jaxon Janke enters his final season already well established on the Jackrabbit career receiving charts, ranking fourth in receptions (193), tied for fifth touchdowns (24), as well as sixth in yards (2,848)

catching 29 passes for 347 yards and four scores a season ago.

Other returners at tight end include Mike Morgan and Kevin Brenner. Morgan (7-82-2) is a versatile performer who often lines up at fullback, while Brenner has moved full-time to the tight end spot after previously splitting time at defensive end.

Waiting in the wings at the tight end position are three redshirt freshmen: David Alpers, Brody Gormley and Greyton Gannon.

"I'm excited about seeing some of those guys trust themselves into a role because they have the talent," Rogers said.

DEFENSE

Much like the offense, success for the Jackrabbit defense starts up front.

A year ago, SDSU led the FCS ranks by allowing only 88.1 rushing yards per game and also came away with a subdivision-best 18 interceptions despite 22 different players drawing at least one starting assignment during the course of the 2022 season.

If the Jackrabbits are to post similar numbers in 2023, they will do so without the services of departed veterans Reece Winkelman and Caleb Sanders, who were the team's top two sack artists last year with respective totals of 8 and 6.5. Sanders earned All-America honors and was a finalist for the Buck Buchanan Award as the top defensive player in the FCS.

"I feel good about our depth. We have five to six defensive ends who can rotate right now and hopefully we'll get to seven D-tackles, interior guys, that will be in rotation," Rogers said. "I think the best way to try to make up for losing a guy like Caleb Sanders is to keep them fresh and rotate them so when they are playing, everybody is playing fast and physical all the time and there's not a dropoff because of the energy that's needed to exert at that position — you're always playing with a fresh body."

Senior Cade Terveer leads the group of returners at defensive end after posting 4.5 sacks and 24 total tackles a year ago while starting all 15 games. Caden Johnson (21 tackles, 2 sacks), Quinton Hicks (23 tackles, 2 sacks) and Zac Wilson (6 tackles) also return on the edge, while transfers Blake Peterson and Dawson Ripperda also will be in the mix for playing time.

The interior of the defensive line features returning starter Ryan Van Marel, who registered 19 tackles, last season, including three tackles for loss and a pair of sacks.

Candidates to play alongside Van Marel include Jarod DePriest (20 tackles, 2 sacks), Max Baloun (7 tackles, 2 sacks), Brian Williams (7 tackles) and Aaron Wolfcale-Holsten (5 tackles).

Redshirt freshmen Logan Green and Jace Sifore also appear on the preseason depth chart after strong first seasons in the Jackrabbit program.

At linebacker, the Jackrabbits return all three starters and maintain a wealth of depth after being beset by injuries last season.

"One of the main things we try to do defensively

RETURNING STATISTICAL LEADERS

PASSING - YARDS

1. Mark Gronowski2,967

RUSHING - YARDS

1. Isaiah Davis1,451

2. Amar Johnson744

3. Mark Gronowski408

4. Angel Johnson99

RECEPTIONS

1. Jaxon Janke60

2. Jadon Janke51

3. Zach Heins29

5. Isaiah Davis21

RECEIVING YARDS

1. Jaxon Janke857

2. Jadon Janke774

4. Zach Heins347

5. Isaiah Davis173

TACKLES

1. Jason Freeman84

2. Adam Bock76

3. Isaiah Stalbird55

4. Colby Huerter41

TACKLES FOR LOSS

3. Adam Bock7.5

4. Jason Freeman7.0

5. Colby Huerter5.0

SACKS

3. Cade Terveer4.5

4. Adam Bock4.0

5. Jason Freeman3.0

INTERCEPTIONS

1. DyShawn Gales4

2. Cale Reeder3

3. Dalys Beanum2

Jason Freeman2

Colby Huerter2

is to create depth through people who are our best players and teach them and allow them to grow their role on the team," Rogers said. "We can create some more diverse types of situations because they know each other's roles."

Back at full strength is starting middle linebacker Adam Bock, who again is on the Buchanan Award watch list. A senior from Solon, Iowa, Bock registered a team-best 125 tackles in 2021 and still ranked second on the team with 76 stops a year ago despite missing four games due to injury. Bock, who returned to the lineup during the Jackrabbits' playoff run, added four sacks and 7.5 tackles for loss in 2022.

To one side of Bock is Jason Freeman, who made an immediate impact during his first season at SDSU in 2022 by leading the squad with 84 tackles. An All-American at the NAIA level prior to transferring to SDSU, Freeman also contributed seven tackles for loss, three sacks and a pair of interceptions.

Opposite of Freeman at the Sam linebacker is Isaiah Stalbird, who ranked third on the squad with 55 tackles while also seeing some action at safety a year ago.

SEASON PREVIEW

Backing up Stalbird at Sam linebacker are Daeton Mcgaughy (25 tackles, 1 interception) and Caleb Francl, both of whom have starting experience. Francl recorded an interception in the 2022 opener at Iowa, but suffered an injury on the play that cost him the remainder of the season.

Other returners with starting experience include Saiveon Williamson (37 tackles) at Mike linebacker and Graham Spalding (39 tackles) at the Will position.

Twin brothers Aaron and Adam Kusler, along with Davion Sterner also return, while the next crop of linebackers includes redshirt freshmen Bryce Johnson, Cullen McShane, Joe Ollman and Trevor Scott.

The Jackrabbit secondary is anchored by senior cornerbacks DyShawn Gales and Dalys Beanum, who combined for six interceptions last season.

A preseason All-American, Gales led the team with four pickoffs, including one he returned for a touchdown, while also contributing 31 tackles and six pass breakups.

Beanum, meanwhile, broke up a team-best nine passes, tied for sixth on the squad with 37 tackles and notched a pair of interceptions.

Steven Arrell (19 tackles, 4 PBUs) and Aydan Dautermann (15 tackles, 2 PBUs) also have previous experience at cornerback, while Abe Hoskins III, Myles Taylor and Jalen B. Lee are poised to crack the rotation this fall.

At safety, senior Cale Reeder is the lone returning starter, but once again the Jackrabbits will feature a plethora of players with experience.

"I feel this is the best group of safeties, collectively, in my time here," Rogers said.

Reeder ranked second on the squad with three interceptions and registered 36 tackles, while part-time starter Colby Huerter also is back after tallying 41 tackles and a pair of game-changing interceptions last season.



Jason Freeman led the team with 84 tackles as he moved into a starting role at linebacker during his first season with the Jackrabbits in 2022.

Sophomore Tucker Large, who was named to the MVFC All-Newcomer Team last season, is expected to contend for a starting spot at free safety after also seeing action at linebacker a season ago, when he posted 28 tackles and a pair of pass breakups.

The safety positions will be further bolstered by the return of both Matthew Durrance (8 tackles, 1 interception) and Dontay Johnson (6 tackles, 1 PBU) and the addition of true freshman Kolten Tilford.

SPECIAL TEAMS

One change in coaching philosophy Rogers has implemented is placing special teams responsibilities solely on one coach as Pat Cashmore will oversee that unit.

"It's not a million hands on special teams; it's one person centrally focused on really game-planning that," Rogers said.

For the second consecutive season, junior Hunter Dustman is expected to pull double duty for SDSU by handling both the punting and kicking responsibilities. Dustman excelled in both areas last season, leading the team in scoring with 113 points and averaging 42.6 yards per punt attempt. The native of East Bethel, Minnesota, made all 59 of his extra-point tries and connected on 18-of-25 field goal attempts with a long of 45 yards.

Should Dustman need a break, sophomore Jack Green has limited experience in the kickoff realm and freshman Jackson Isakson could be called on either as a placekicker or punter.

The long-snapping duties are expected to be handled by sophomore Kaydon Olivia, who joined the Jackrabbit football program as a transfer from Texas State. Olivia will be counted on to help shore up a punt protection unit that allowed three blocks last season.

In the return game, Jadon Janke saw extensive action a season ago, earning second-team all-league



Cornerback DyShawn Gales recorded a team-best four interceptions as the South Dakota State defense pace the FCS ranks with 18 interceptions as a team.

recognition after averaging 13.3 yards on 12 punt returns and 20.2 yards on eight kickoff returns.

Jaxon Janke also has previous experience in the return game, with Amar Johnson and Angel Johnson having limited touches on special teams.

SCHEDULE

The Jackrabbits head into the 2023 season on a school-record 14-game winning streak. SDSU opens with an Aug. 31 home contest against NCAA Division II opponent Western Oregon. The annual Dairy Drive game also will feature a celebration of the 2022 national championship team.

The following weekend, the Jackrabbits welcome the Bobcats of Montana State back to Brookings for the Beef Bowl on Sept. 9. The two FCS heavyweights have met in the national semifinals each of the past two seasons, with the home team winning both times. SDSU posted a 39-18 victory over Montana State at Dana J. Dykhouse Stadium last December to earn the program's second trip to Frisco, Texas, for the FCS national championship game.

SDSU closes nonconference action with a neutral-site game Sept. 16 against Drake at Target Field in Minneapolis. The Jackrabbits are not scheduled to play a Football Bowl Subdivision opponent in 2023.

The Jackrabbits begin defense of their Missouri Valley Football Conference crown with a Sept. 30 home game against North Dakota in the annual Hall of Fame Game and Precision Ag Bowl. Other home games on the league slate are against Northern Iowa (Hobo Day, Oct. 14), North Dakota State (Dakota Marker, Nov. 4) and Missouri State (Senior Day/Military Appreciation, Nov. 18).

The Jackrabbits' conference road schedule consists of games at Illinois State (Oct. 7), Southern Illinois (Oct. 21), South Dakota (Oct. 28) and Youngstown State (Nov. 11).



Hunter Dustman handled both kicking and punting duties last season, leading the team with 113 points and averaging 42.6 yards per punt.

PRESEASON ROSTER

ALPHABETICAL ROSTER

Alpers, David – 83
 Amer, Jack – 13
 Arrell, Steven – 4
 Atherton, Noah – 71
 Baloun, Max – 93
 Beanum, Dalys – 7
 Beck, Brady – 66
 Becker, Jeff – 9
 Beermtsen, Evan – 61
 Begeman, Brenden – 45
 Bell, Jon – 5
 Big Bow, Kenyon – 62
 Bloomenrader, Jharett – 79
 Bock, Adam – 32
 Brenner, Kevin – 44
 Christensen, Colby – 70
 Christensen, Quinten – 69
 Cole Jr., Devon – 15
 Conaway, Grant – 59
 Cotton, Cody – 30
 Dautermann, Aydan – 13
 Davis, Isaiah – 22
 DePriest, Jarod – 52
 Donald, Bo – 76
 Durrance, Matthew – 23
 Dustman, Hunter – 10
 Ervin, Elijah – 19
 Francl, Caleb – 9
 Freeman, Jason – 11
 Fyfe, Kytan – 47
 Gales, DyShawn – 5
 Gannon, Greyton – 88
 Giblin, Beau – 35
 Goering, Graham – 12
 Gormley, Brody – 89
 Green, Jack – 99
 Green, Logan – 51
 Greenfield, Garret – 74
 Gronowski, Mark – 11
 Gustad, Andrew – 56
 Hawthorne, Bryce – 96
 Heins, Zach – 87
 Hicks, Quinton – 48
 Hoffmann, Patrick – 86
 Hoskins III, Abe – 17
 Huerter, Colby – 14
 Isakson, Jackson – 96
 Janke, Jadon – 1
 Janke, Jaxon – 10
 Jarrett, Cole – 65
 Johnson, Amar – 3
 Johnson, Angel – 21
 Johnson, Bryce – 33
 Johnson, Caden – 53
 Johnson, Derrick – 24
 Johnson, Dontay – 3
 Kerstin, Jackson – 68
 Keumogne, Randy – 90
 Kirschenman, Reis – 97
 Kracl, Isaac – 39
 Kusler, Aaron – 40
 Kusler, Adam – 43
 Large, Tucker – 1
 Lee, Jalen – 54 (OL)
 Lee, Jalen B. – 31 (DB)
 Mason, Chase – 7
 McCormick, Mason – 60
 Mcgaughy, Daeton – 0
 McShane, Cullen – 46

2023 NUMERICAL PRESEASON ROSTER

No.	NAME	Pos	Ht	Wt	Yr	EXP	HOMETOWN	HIGH SCHOOL/PREV. SCHOOL
0	Daeton Mcgaughy	LB	6-0	210	Sr.	3L	Elwood, Kan.	Lafayette
1	Jadon Janke	WR	6-3	210	Sr.	4L	Madison, S.D.	Madison
1	Tucker Large	S	5-10	180	So.	1L	Sioux Falls, S.D.	Roosevelt
2	Marcus Preston	WR	6-2	195	Jr.	TR	Lawrence, Kan.	Free State/North Dakota
2	Isaiah Stalbird	LB	6-1	215	Sr.	3L	Kearney, Neb.	Kearney/Nebraska
3	Amar Johnson	RB	5-10	200	Jr.	2L	O'Fallon, Mo.	Chaminade College Prep
3	Dontay Johnson	S	6-2	185	R-Fr.	—	Fort Collins, Colo.	Colorado Early College
4	Steven Arrell	CB	6-3	195	Jr.	2L	Brooklyn Park, Minn.	Osseo H.S.
5	Jon Bell	QB	6-3	190	So.	—	Naperville, Ill.	Naperville North
5	DyShawn Gales	CB	5-11	190	Sr.	4L	North Chicago, Ill.	North Chicago Community
6	Saiveon Williamson	LB	6-1	205	Sr.	3L	Waseca, Minn.	Waseca
7	Dalys Beanum	CB	6-1	190	Sr.	3L	Omaha, Neb.	Millard West
7	Chase Mason	QB	6-4	230	So.	—	Hurley, S.D.	Viborg-Hurley/Nebraska
8	Blake Peterson	DE	6-4	260	Sr.	TR	Beresford, S.D.	Beresford/Iowa State
9	Jeff Becker	QB	6-0	205	R-Fr.	—	Fort Wayne, Ind.	Carroll
9	Caleb Francl	LB	6-1	195	Jr.	2L	Grand Island, Neb.	Grand Island
10	Jaxon Janke	WR	6-3	210	Sr.	4L	Madison, S.D.	Madison
10	Hunter Dustman	K/P	6-4	225	Jr.	2L	East Bethel, Minn.	St. Francis
11	Jason Freeman	LB	5-9	215	Sr.	1L	Zion, Ill.	Zion-Benton Twp./Olivet Nazarene
11	Mark Gronowski	QB	6-3	225	Jr.	2L	Naperville, Ill.	Neuqua Valley
12	Graham Goering	WR	6-3	205	So.	—	Iowa City, Iowa	Iowa City West
13	Jack Amer	QB	6-3	225	Fr.	—	Gilbert, Ariz.	Perry
13	Aydan Dautermann	CB	6-1	190	So.	1L	Hartford, Wis.	Slinger
14	Colby Huerter	S	6-1	200	Jr.	1L	Katy, Texas	Tompkins
15	Devon Cole Jr.	WR	5-10	175	Jr.	1L	Clermont, Fla.	Lake Minneola
16	Noah St-Juste	CB	5-10	165	Fr.	—	Montreal, Quebec	Clearwater Academy Intl.
17	Abe Hoskins III	CB	6-0	185	So.	—	Omaha, Neb.	Omaha Central
18	Griffin Wilde	WR	6-2	190	Fr.	—	Sioux Falls, S.D.	Jefferson
19	Elijah Ervin	WR	6-1	190	Jr.	TR	Phoenix, Ariz.	Desert Vista/Snow College
20	Myles Taylor	CB	6-0	175	So.	—	Gilbert, Ariz.	Williams Field
21	Angel Johnson	RB	5-9	190	So.	1L	Irene, S.D.	Viborg-Hurley
22	Isaiah Davis	RB	6-1	220	Sr.	3L	Joplin, Mo.	Joplin
23	Matthew Durrance	S	6-2	210	So.	1L	Lutz, Fla.	Steinbrenner
24	Derrick Johnson	RB	5-11	205	R-Fr.	—	Austin, Texas	Lake Travis
25	Cale Reeder	S	6-0	190	Sr.	3L	Yorkville, Ill.	Yorkville
26	Kolten Tilford	S	5-9	175	Fr.	—	North Platte, Neb.	North Platte
27	Noah Thompson	S	6-0	185	R-Fr.	—	Brandon, S.D.	Brandon Valley H.S.
28	Chase Van Tol	LB	6-1	190	Fr.	—	Tea, S.D.	Tea Area
29	Graham Spalding	LB	6-2	210	Sr.	3L	Oviedo, Fla.	Lake Howell
30	Cody Cotton	CB	6-0	175	So.	TR	Pleasant Prairie, Wis.	Union Grove/Upper Iowa
31	Jalen B. Lee	CB	6-0	195	R-Fr.	—	Wentzville, Mo.	Fort Zumwalt North
32	Adam Bock	LB	6-1	225	Sr.	3L	Solon, Iowa	Solon
33	Bryce Johnson	LB	6-3	210	R-Fr.	—	Parker, Colo.	Lutheran
34	Mike Morgan	FB/TE	6-3	240	Sr.	4L	New Lenox, Ill.	Lincoln-Way West
35	Beau Giblin	S	6-1	185	Fr.	—	Sioux Falls, S.D.	Jefferson
36	Dane Miller	WR	6-4	185	R-Fr.	—	Hardy, Neb.	Superior
37	Kaydon Olivia	LS	5-11	215	So.	TR	Schertz, Texas	Samuel Clemens/Texas State
37	Kirby Vorhees	RB	5-10	200	Fr.	—	Lutz, Fla.	Steinbrenner
38	Trevor Scott	LB	5-10	195	R-Fr.	—	Kansas City, Mo.	Platte County
39	Isaac Kracl	RB	5-11	180	R-Fr.	—	Crete, Neb.	Crete
40	Aaron Kusler	LB	6-3	225	Jr.	1L	Sioux Falls, S.D.	Roosevelt
41	Joe Ollman	LB	6-1	215	R-Fr.	—	Mequon, Wis.	Homestead
42	Davion Sterner	LB	6-0	195	Jr.	2L	Alvord, Iowa	West Lyon
43	Adam Kusler	LB	6-2	225	Jr.	2L	Sioux Falls, S.D.	Roosevelt
44	Kevin Brenner	TE	6-2	240	Sr.	2L	Silver Lake, Wis.	Wilmot Union
45	Brenden Begeman	RB	6-1	205	Fr.	—	Selby, S.D.	Selby Area
46	Cullen McShane	LB	6-1	225	R-Fr.	—	Marquette, Iowa	MFL MarMac
47	Kytan Fyfe	LB	6-2	205	R-Fr.	—	Grand Island, Neb.	Grand Island
48	Quinton Hicks	DE	6-1	260	Sr.	4L	Wichita, Kan.	Campus
49	Davin Stoffel	TE	6-6	230	Fr.	—	Mosinee, Wis.	Mosinee

PRESEASON ROSTER

2023 NUMERICAL PRESEASON ROSTER

No.	NAME	Pos	Ht	Wt	Yr	Exp	HOMETOWN	HIGH SCHOOL/PREV. SCHOOL
50	Gus Miller	OL	6-3	295	Jr.	2L	Brookings, S.D.	Brookings
50	Nick Wells	DE	6-3	235	Fr.	—	Sioux City, Iowa	East
51	Logan Green	DT	6-4	285	R-Fr.	—	Northboro, Iowa	Clarinda
52	Jarod DePriest	DT	6-5	285	Sr.	3L	Trivoli, Ill.	Farmington Central
53	Caden Johnson	DE	6-3	240	Sr.	3L	Wahoo, Neb.	Bishop Neumann
54	Jalen Lee	OL	6-3	310	Jr.	1L	Robbins, Ill.	Harold L. Richards
55	Aaron Wolfcale-Holsten	DT	6-1	280	So.	1L	Gilbert, Ariz.	Williams Field
56	Andrew Gustad	LB	6-0	220	R-Fr.	—	Volin, S.D.	Gayville-Volin
57	Levi Vanden Bos	DE	6-3	245	So.	—	Rock Valley, Iowa	Western Christian
58	Aidan Murphy	DE	6-4	230	R-Fr.	—	Magna, Utah	Cyprus
59	Grant Conaway	DT	6-3	270	Jr.	TR	Huntington Beach, Calif.	Edison/Orange Coast College
60	Mason McCormick	OL	6-5	315	Sr.	4L	Sioux Falls, S.D.	Roosevelt
61	Evan Beemtsen	OL	6-4	300	Sr.	1L	De Pere, Wis.	Appleton North
62	Kenyon Big Bow	OL	6-5	305	Fr.	—	Anadarko, Okla.	Anadarko
64	Ethan Vibert	OL	6-4	305	Sr.	1L	Regina, Saskatchewan	Miller Catholic
65	Cole Jarrett	OL	6-1	295	Fr.	—	Papillion, Neb.	Creighton Prep
66	Brady Beck	OL	6-8	305	Jr.	—	Sioux Falls, S.D.	O'Gorman
67	Ian Mutchler	OL	6-3	290	Fr.	—	Morton, Ill.	Morton
68	Jackson Kerstin	OL	6-4	265	Fr.	—	Naperville, Ill.	Naperville North
69	Quinten Christensen	OL	6-4	290	R-Fr.	—	Wessington Springs, S.D.	Wessington Springs
70	Colby Christensen	OL	6-7	295	Jr.	—	West Des Moines, Iowa	Valley
71	Noah Atherton	OL	6-6	315	Fr.	—	Longmont, Colo.	Longmont
74	Garret Greenfield	OL	6-7	320	Sr.	4L	Rock Valley, Iowa	Rock Valley
75	Dawson Rudd	OL	6-5	285	R-Fr.	—	Claremore, Okla.	Claremore Sequoyah
76	Bo Donald	OL	6-6	300	Sr.	2L	Kimball, S.D.	Kimball
77	William Paepke	OL	6-5	290	Fr.	—	Rapid City, S.D.	Central
78	John O'Brian	OL	6-5	300	Sr.	1L	Eaton Rapids, Mich.	Charlotte/Bowling Green
79	Jharet Bloomerader	OL	6-5	295	Sr.	1L	Highmore, S.D.	Highmore-Harold
80	Kentrell Prejean	WR	5-8	150	Fr.	—	Lafayette, La.	Teurlings Catholic
81	Joey Neumann	TE	6-4	230	Fr.	—	Antioch, Ill.	Antioch
82	Ky Oday Jr.	WR	5-11	175	R-Fr.	TR	Denver, Colo.	Cherry Creek/Colorado State
83	David Alpers	TE	6-6	240	R-Fr.	—	Sioux Falls, S.D.	O'Gorman
84	Joe Randle	WR	6-3	210	Fr.	—	St. Anthony, Minn.	St. Anthony Village
85	Joe Roll	WR	5-9	185	Fr.	—	Gretna, Neb.	Gretna
86	Patrick Hoffmann	WR	6-1	195	Jr.	—	Naperville, Ill.	Neuqua Valley
87	Zach Heins	TE	6-7	260	Sr.	3L	Sioux Falls, S.D.	Washington
88	Greyton Gannon	TE	6-4	230	R-Fr.	—	Eagle, Wis.	Mukwonago
89	Brody Gormley	TE	6-7	240	R-Fr.	—	Topeka, Kan.	Seaman H.S.
90	Randy Keumonge	DE	6-3	235	Sr.	1L	Oakdale, Minn.	Tartan
91	Jace Sifore	DT	6-3	280	R-Fr.	—	Howard, S.D.	Howard
92	Brian Williams	DT	6-1	285	Sr.	1L	Chipley, Fla.	Valdosta State
93	Max Baloun	DE	6-6	285	Jr.	1L	Redfield, S.D.	Redfield
94	Cade Terveer	DE	6-3	250	Sr.	4L	Brandon, S.D.	Brandon Valley
95	Zac Wilson	DE	6-3	245	Sr.	1L	Chipley, Fla.	Chipley
96	Bryce Hawthorne	DT	6-3	265	Fr.	—	Osseo, Minn.	Osseo
96	Jackson Isakson	K/P	6-2	190	Fr.	—	Aberdeen, S.D.	Aberdeen Christian
97	Reis Kirschenman	DE	6-3	230	Fr.	—	Tea, S.D.	Tea Area
98	Ryan Van Marel	DT	6-4	295	Sr.	3L	Sheldon, Iowa	Sheldon
99	Jack Green	K	6-0	200	So.	—	Rapid City, S.D.	St. Thomas More
99	Dawson Ripperda	DE	6-4	240	R-Fr.	TR	Larchwood, Iowa	West Lyon/Northern Illinois

ALPHABETICAL ROSTER

Miller, Dane – 36
 Miller, Gus – 50
 Morgan, Mike – 34
 Murphy, Aidan – 58
 Mutchler, Ian – 67
 Neumann, Joseph – 81
 O'Brian, John – 78
 Oday Jr., Ky – 82
 Olivia, Kaydon – 37
 Ollman, Joe – 41
 Paepke, William – 77
 Peterson, Blake – 8
 Prejean, Kentrell – 80
 Preston, Marcus – 2
 Randle, Joseph – 84
 Reeder, Cale – 25
 Ripperda, Dawson – 99
 Roll, Joe – 85
 Rudd, Dawson – 75
 St-Juste, Noah – 16
 Scott, Trevor – 38
 Sifore, Jace – 91
 Spalding, Graham – 29
 Stalbird, Isaiah – 2
 Sterner, Davion – 42
 Stoffel, Davin – 49
 Taylor, Myles – 20
 Terveer, Cade – 94
 Thompson, Noah – 27
 Tilford, Kolten – 26
 Vanden Bos, Levi – 57
 Van Marel, Ryan – 98
 Van Tol, Chase – 28
 Vibert, Ethan – 64
 Vorhees, Kirby – 37
 Wells, Nick – 50
 Wilde, Griffin – 18
 Williams, Brian – 92
 Williamson, Saiveon – 6
 Wilson, Zac – 95
 Wolfcale-Holsten, Aaron – 55

COACHING STAFF/SUPPORT STAFF

Head Coach: Jimmy Rogers
 Offensive Coordinator/Quarterbacks: Zach Lujan
 Defensive Coordinator/Linebackers: Jesse Bobbit
 Special Teams Coordinator/Cornerbacks: Pat Cashmore
 Run Game Coordinator/Offensive Line: Ryan Olson
 Wide Receivers: Jacob Menage
 Cornerbacks: Mike Banks
 Defensive Line: Jalon Bibbs

Running Backs: Robbie Rouse
 Tight Ends/Recruiting Coordinator: Chris Meyers
 Safeties: Pete Menage
 Quality Control – Offense: Chuck Case, Kyle Saddler
 Quality Control – Defense: Jeremiah Lance, Kellen Soulek, Evan Traxler
 Quality Control – Special Teams/Video Coordinator: Brayden Gage

Director of Strength and Conditioning: Matt Jacobs
 Asst. Dir. of Strength & Conditioning: Preston Wilson
 Director of Football Operations: Jonathan Shaeffer
 Assistant Director of Football Operations: Ethan Beisner
 Creative Content Coordinator: Bailey Wright
 Head Football Athletic Trainer: Charlie Miller
 Assistant Football Athletic Trainer: Hallie Hawe
 Head Equipment Manager: Aaron Crowell

ROSTER BREAKDOWN

PLAYERS BY STATE/PROVINCE

SOUTH DAKOTA (29): David Alpers (Sioux Falls); Max Baloun (Redfield); Brady Beck (Sioux Falls); Brenden Begeman (Selby); Jhareth Bloomenrader (Highmore); Quinten Christensen (Wessington Springs); Bo Donald (Kimball); Beau Giblin (Sioux Falls); Jack Green (Rapid City); Andrew Gustad (Volin); Zach Heins (Sioux Falls); Jackson Isakson (Aberdeen); Jadon Janke (Madison); Jaxon Janke (Madison); Angel Johnson (Irene); Reis Kirschenman (Tea); Aaron Kusler (Sioux Falls); Adam Kusler (Sioux Falls); Tucker Large (Sioux Falls); Chase Mason (Hurley); Mason McCormick (Sioux Falls); Gus Miller (Brookings); William Paepke (Rapid City); Blake Peterson (Beresford); Jace Sifore (Howard); Cade Terveer (Brandon); Noah Thompson (Brandon); Chase Van Tol (Tea); Griffin Wilde (Sioux Falls)

ILLINOIS (12): Jon Bell (Naperville); Jarod DePriest (Trivoli); Jason Freeman (Zion); DyShawn Gales (North Chicago); Mark Gronowski (Naperville); Patrick Hoffmann (Naperville); Jalen Lee (Robbins); Jackson Kerstin (Naperville); Mike Morgan (New Lenox); Ian Mutchler (Morton); Joseph Neumann (Antioch); Cale Reeder (Yorkville)

IOWA (11): Adam Bock (Solon); Colby Christensen (West Des Moines); Graham Goering (Iowa City); Logan Green (Northboro); Garret Greenfield (Rock Valley); Cullen McShane (Marquette); Dawson Ripperda (Larchwood); Davion Sterner (Alvord); Levi Vanden Bos (Rock Valley); Ryan Van Marel (Sheldon); Nicholas Wells (Sioux City)

NEBRASKA (11): Dalys Beanum (Omaha); Caleb Francl (Grand Island); Kytan Fyfe (Grand Island); Abe Hoskins III (Omaha); Cole Jarrett (Papillion); Caden Johnson (Wahoo); Isaac Kracl (Crete); Dane Miller (Hardy); Joe Roll (Gretna); Isaiah Stalbird (Kearney); Kolten Tilford (North Platte)

WISCONSIN (7): Evan Beerntsen (De Pere); Kevin Brenner (Silver Lake); Cody Cotton (Pleasant Prairie); Aydan Dautermann (Hartford); Greyton Gannon (Eagle); Joe Ollman (Mequon); Davin Stoffel (Mosinee)

FLORIDA (6): Devon Cole Jr. (Clermont); Matthew Durrance (Lutz); Graham Spalding (Oviedo); Kirby Vorhees (Lutz); Brian Williams (ChIPLEY); Zac Wilson (ChIPLEY)

MINNESOTA (6): Steven Arrell (Brooklyn Park); Hunter Dustman (East Bethel); Bryce Hawthorne (Osseo); Randy Keumogne (Oakdale); Joseph Randle (St. Anthony); Saiveon Williamson (Waseca)

ARIZONA (4): Jack Amer (Gilbert); Elijah Ervin (Phoenix); Myles Taylor (Gilbert); Aaron Wolfcale-Holsten (Gilbert)

COLORADO (4): Noah Atherton (Longmont); Bryce Johnson (Parker); Dontay Johnson (Fort Collins); Ky Oday Jr. (Denver)

KANSAS (4): Brody Gormley (Topeka); Quinton Hicks (Wichita); Daeton Mcgaughy (Elwood); Marcus Preston (Lawrence)

MISSOURI (4): Isaiah Davis (Joplin); Amar Johnson (O'Fallon); Jalen B. Lee (Wentzville); Trevor Scott (Kansas City)

TEXAS (3): Colby Huerter (Katy); Derrick Johnson (Austin); Kaydon Olivia (Schertz)

OKLAHOMA (2): Kenyon BigBow (Anadarko); Dawson Rudd (Claremore)

CALIFORNIA (1): Grant Conaway (Huntington Beach)

INDIANA (1): Jeff Becker (Fort Wayne)

LOUISIANA (1): Kentrell Prejean (Lafayette)

MICHIGAN (1): John O'Brian (Eaton Rapids)

QUEBEC (1): Noah St-Juste (Montreal)

SASKATCHEWAN (1): Ethan Vibert (Regina)

UTAH (1): Aidan Murphy (Magna)

PLAYERS BY CLASS

SENIORS/GRADUATE STUDENTS (31): Evan Beerntsen, Adam Bock, Dalys Beanum, Jhareth Bloomenrader, Kevin Brenner, Isaiah Davis, Jarod DePriest, Bo Donald, Jason Freeman, DyShawn Gales, Garret Greenfield, Zach Heins, Quinton Hicks, Jadon Janke, Jaxon Janke, Caden Johnson, Randy Keumogne, Mason McCormick, Daeton Mcgaughy, Mike Morgan, John O'Brian, Blake Peterson, Cale Reeder, Graham Spalding, Isaiah Stalbird, Cade Terveer, Ryan Van Marel, Ethan Vibert, Brian Williams, Saiveon Williamson, Zac Wilson

JUNIORS (19): Steven Arrell, Max Baloun, Brady Beck, Colby Christensen, Grant Conaway, Devon Cole Jr., Hunter Dustman, Elijah Ervin, Caleb Francl, Mark Gronowski, Patrick Hoffmann, Colby Huerter, Amar Johnson, Aaron Kusler, Adam Kusler, Jalen Lee (OL), Gus Miller, Marcus Preston, Davion Sterner

SOPHOMORES (14): Jon Bell, Cody Cotton, Aydan Dautermann, Matthew Durrance, Graham Goering, Jack Green, Abe Hoskins III, Angel Johnson, Tucker Large, Chase Mason, Kaydon Olivia, Myles Taylor, Levi Vanden Bos, Aaron Wolfcale-Holsten

REDSHIRT FRESHMEN (23): David Alpers, Jeff Becker, Quinten Christensen, Kytan Fyfe, Greyton Gannon, Brody Gormley, Logan Green, Andrew Gustad, Bryce Johnson, Derrick Johnson, Dontay Johnson, Isaac Kracl, Jalen B. Lee (CB), Cullen McShane, Dane Miller, Aidan Murphy, Ky Oday Jr., Joe Ollman, Dawson Ripperda, Dawson Rudd, Jace Sifore, Trevor Scott, Noah Thompson

INCOMING FRESHMEN (23): Jack Amer, Noah Atherton, Brenden Begeman, Kenyon BigBow, Beau Giblin, Bryce Hawthorne, Jackson Isakson, Cole Jarrett, Jackson Kerstin, Reis Kirschenman, Ian Mutchler, Joseph Neumann, William Paepke, Kentrell Prejean, Joseph Randle, Joe Roll, Noah St-Juste, Davin Stoffel, Kolten Tilford, Chase Van Tol, Kirby Vorhees, Nicholas Wells, Griffin Wilde

PRONUNCIATION GUIDE

• Jack Amer	AIM-er
• Steven Arrell	ah-RELL
• Max Baloun	bah-LOON
• Evan Beerntsen	BURNT-sen
• Matthew Durrance	durr-ANTS
• Caleb Francl	FRANCE-III
• Graham Goering	GORE-ing
• Mark Gronowski	grow-NOW-ski
• Daeton Mcgaughy	DAY-ton mc-GOY
• Zach Heins	HINES
• Colby Huerter	HURT-er
• Jadon/Jaxon Janke	YON-kee
• Randy Keumogne	cah-MOAN-yay
• Isaac Kracl	CRASS-ill
• Aaron/Adam Kusler	COOSE-ler
• Daeton Mcgaughy	Mc-GOY
• Joe Ollman	OHL-man
• William Paepke	PAP-key
• Kentrell Prejean	PRAY-john
• Noah St-Juste	Saint JOOST
• Jace Sifore	CY-fore
• Davion Sterner	DAY-vee-on
• Davin Stoffel	DAV-inn STAW-ful
• Cade Terveer	tur-VEER
• Ryan Van Marel	van MARR-ell
• Chase Van Tol	van TOLL
• Ethan Vibert	VY-bert
• Griffin Wilde	WILL-dee
• Saiveon Williamson	SAY-vee-on

PRESEASON DEPTH CHART

OFFENSE

LT	74	GARRET GREENFIELD, 6-7, 320, Sr., Rock Valley, Iowa
	70	Colby Christensen, 6-7, 295, Jr., West Des Moines, Iowa
LG	60	MASON McCORMICK, 6-5, 315, Sr., Sioux Falls, S.D.
	69	Quinten Christensen, 6-4, 290, R-Fr., Wessington Springs, S.D.
C	50	GUS MILLER, 6-3, 295, Jr., Brookings, S.D.
	64	Ethan Vibert, 6-4, 305, Sr., Regina, Saskatchewan
RG	61	EVAN BEERNTSEN, 6-4, 300, Sr., De Pere, Wis.
	76	Bo Donald, 6-6, 300, Sr., Kimball, S.D.
RT	78	JOHN O'BRIAN, 6-5, 300, Sr., Eaton Rapids, Mich.
or	76	Bo Donald, 6-6, 300, Sr., Kimball, S.D.
	75	Dawson Rudd, 6-5, 285, R-Fr., Claremore, Okla.
TE	87	ZACH HEINS, 6-7, 260, Sr., Sioux Falls, S.D.
	83	David Alpers, 6-6, 240, R-Fr., Sioux Falls, S.D.
TE	34	Mike Morgan, 6-3, 240, Sr., New Lenox, Ill.
	44	Kevin Brenner, 6-2, 240, Sr., Silver Lake, Wis.
WR	1	JADON JANKE, 6-3, 210, Sr., Madison, S.D.
	12	Grahm Goering, 6-3, 205, So., Iowa City, Iowa
WR	10	JAXON JANKE, 6-3, 210, Sr. Madison, S.D.
	2	Marcus Preston, 6-2, 195, Jr., Lawrence, Kan.
WR	15	Devon Cole Jr., 5-10, 175, Jr., Clermont, Fla.
	82	Ky Oday Jr., 5-11, 175, R-Fr., Denver, Colo.
or	18	Griffin Wilde, 6-2, 190, Fr., Sioux Falls, S.D.
QB	11	MARK GRONOWSKI, 6-3, 230, Jr., Naperville, Ill.
	7	Chase Mason, 6-4, 230, So., Hurley, S.D.
	5	Jon Bell, 6-3 190, So., Naperville, Ill.
RB	22	ISAIAH DAVIS, 6-1, 220, Sr., Joplin, Mo.
	3	Amar Johnson, 5-10, 200, Jr., O'Fallon, Mo.
	21	Angel Johnson, 5-9, 190, So., Irene, S.D.
or	24	Derrick Johnson, 5-11, 205, R-Fr., Austin, Texas

Returning starters indicated in CAPS

DEFENSE

DE	94	CADE TERVEER, 6-3, 250, Sr., Brandon, S.D.
	95	Zac Wilson, 6-3, 245, Sr., Chipley, Fla.
NT	98	RYAN VAN MAREL, 6-4, 295, Sr., Sheldon, Iowa
	51	Logan Green, 6-4, 285, R-Fr., Northboro, Iowa
or	91	Jace Sifore, 6-3, 280, R-Fr., Howard, S.D.
DT	92	Brian Williams, 6-1, 285, Sr., Chipley, Fla.
or	52	Jarod DePriest, 6-5, 285, Sr., Trivoli, Ill.
	93	Max Baloun, 6-6, 285, Jr., Redfield, S.D.
DE	53	Caden Johnson, 6-3, 240, Sr., Wahoo, Neb.
or	48	Quinton Hicks, 6-1, 260, Sr., Wichita, Kan.
	8	Blake Peterson, 6-4, 260, Sr., Beresford, S.D.
LB	11	JASON FREEMAN, 5-9, 215, Sr., Zion, Ill.
(Will)	29	Graham Spalding, 6-2, 210, Sr., Oviedo, Fla.
LB	32	ADAM BOCK, 6-1, 225, Sr., Solon, Iowa
(Mike)	6	Saiveon Williamson, 6-1, 205, Sr., Waseca, Minn.
LB	2	ISAIAH STALBIRD, 6-1, 215, Sr., Kearney, Neb.
(Sam)	9	Caleb Francl, 6-1, 195, Jr., Grand Island, Neb.
or	0	Daeton Mcgaughy, 6-0, 210, Sr., Elwood, Kan.
CB	7	Dalys Beanum, 6-1, 190, Sr., Omaha, Neb.
	4	Steven Arrell, 6-3, 195, Jr., Brooklyn Park, Minn.
FS	1	Tucker Large, 5-11, 180, So., Sioux Falls, S.D.
	3	Dontay Johnson, 6-2, 185, R-Fr., Fort Collins, Colo.
SS	25	CALE REEDER, 6-0, 190, Sr., Yorkville, Ill.
	14	Colby Huerter, 6-1, 200, Jr., Katy, Texas
or	23	Matthew Durrance, 6-2, 210, So., Lutz, Fla.
RCB	5	DySHAWN GALES, 5-11, 190, Sr., North Chicago, Ill.
	13	Aydan Dautermann, 6-1, 190, So., Hartford, Wis.
	31	Jalen B. Lee, 6-0, 195, R-Fr., Wentzville, Mo.

SPECIAL TEAMS

PK	10	HUNTER DUSTMAN, 6-4, 230, Jr., East Bethel, Minn.	Holder	5	Jon Bell, 6-3 190, So., Naperville, Ill.
	99	Jack Green, 6-0, 200, So., Rapid City, S.D.		25	Cale Reeder, 6-0, 190, Sr., Yorkville, Ill.
P	10	HUNTER DUSTMAN, 6-4, 230, Jr., East Bethel, Minn.	KOR	10	Jaxon Janke, 6-3, 210, Sr., Madison, S.D.
	96	Jackson Isakson, 6-2, 190, Fr., Aberdeen, S.D.		1	Jadon Janke, 6-3, 210, Sr., Madison, S.D.
Long Snaps	50	Kaydon Olivia, 5-11, 215, So., Schertz, Texas	KOR	21	Angel Johnson, 5-9, 190, So., Irene, S.D..
	46	Cullen McShane, 6-1, 225, R-Fr., Marquette, Iowa		3	Amar Johnson, 5-11, 190, So., O'Fallon, Mo.
Short Snaps	37	Kaydon Olivia, 5-11, 215, So., Schertz, Texas	PR	1	JADON JANKE, 6-3, 210, Sr., Madison, S.D.
	87	Zach Heins, 6-7, 260, Sr., Sioux Falls, S.D.		10	Jaxon Janke, 6-3, 210, Sr., Madison, S.D.

MVFC PRESEASON POLL

Defending champion South Dakota State is a near-unanimous pick to finish at the top of the pack in the Missouri Valley Football Conference during the upcoming 2023 season, according to a preseason poll conducted among the 12-team league's coaches, sports information personnel and select media members that was announced Aug. 1.

The Jackrabbits, who completed a perfect 8-0 mark in league play last season en route to the first Football Championship Subdivision national title in program history, were awarded 44 of 45 first-place votes for a total of 539 points. SDSU ended the 2022 campaign 14-1 overall and brings a school-record 14-game winning streak into its Aug. 31 season opener against Western Oregon.

North Dakota State, which finished as runner-up to the Jackrabbit in both the league and post-season races, tallied the other first-place vote to finish second in the poll with 492 points. Northern Iowa (409) and North Dakota (399) completed the upper third of teams in the preseason survey.

Southern Illinois led the middle third of teams by placing fifth with 337 points, followed by Youngstown State (323), Illinois State (269) and Missouri State (229).

Rounding out the poll were South Dakota (226) and Indiana State (148) in the ninth and 10th positions, respectively, with MVFC newcomer Murray State (74) and outgoing member Western Illinois (65) filling out the final two spots.

In addition, SDSU dominated the Preseason

All-MVFC squad as 18 Jackrabbits combined for 20 accolades, including eight first-team honorees. Six of the Jackrabbits' 10 returning starters on offense were first-team selections, highlighted by All-American offensive linemen Mason McCormick at guard and Garret Greenfield at tackle. The duo, who man the left side of the Jackrabbit offensive line, helped pave the way for SDSU to average 34.2 points and 384.6 yards of total offense per game in 2022.

The Jackrabbits also were well represented on the first team at the skill positions and were led by returning first-team all-conference running back Isaiah Davis. A senior from Joplin, Missouri, Davis averaged 5.8 yards per carry in 2022 en route to 1,451 yards and 15 touchdowns. He also factored in the passing game with 21 receptions for 173 yards.

Joining Davis on the first team from the backfield was junior quarterback Mark Gronowski, who accounted for 38 touchdowns last season — 26 through the air and 12 on the ground. A junior from Naperville, Illinois, Gronowski completed 65 percent of his passes (232-of-356) for 2,967 yards and gained another 408 yards rushing. He has led the Jackrabbits to a 22-3 record and a pair of appearances in the national championship game in his two seasons as the team's starter.

Two of Gronowski's primary receiving targets also earned first-team selections as wide receiver Jaxon Janke and tight end Zach Heins were honored. Janke, a senior from Madison, led the squad

MVFC PRESEASON POLL

1. South Dakota State [44]	539
2. North Dakota State [1]	492
3. Northern Iowa	409
4. North Dakota	399
5. Southern Illinois	337
6. Youngstown State	323
7. Illinois State	269
8. Missouri State	229
9. South Dakota	226
10. Indiana State	148
11. Murray State	74
12. Western Illinois	65

in all three major receiving categories last season with 60 receptions for 857 yards and nine touchdowns.

Heins, a senior from Sioux Falls, ranked third on the team in both receptions (29) and receiving touchdowns (4), while ranking fourth in receiving yards (347).

The first-team defense included linebacker Adam Bock and cornerback DyShawn Gales. A senior from Solon, Iowa, Bock was limited to 11 games last season, but still finished second on the squad with 76 total tackles, including 7.5 tackles for loss and four sacks.

Gales, a senior from North Chicago, Illinois, led the Jackrabbits in 2022 with four interceptions and added six pass breakups to go along with 31 tackles (23 solo).

2023 FCS PRESEASON POLLS

ATHLON SPORTS

1. *South Dakota State*
2. **North Dakota State**
3. **Montana State**
4. William & Mary
5. Holy Cross
6. Furman
7. Idaho
8. New Hampshire
9. Southeast Missouri State
10. Montana
11. Southeastern Louisiana
12. Incarnate Word
13. Samford
14. UC Davis
15. Sacramento State
16. **North Dakota**
17. Mercer
18. Rhode Island
19. Weber State
20. **Southern Illinois**
21. Richmond
22. Central Arkansas
23. UT Martin
24. North Carolina Central
25. Delaware

HERO SPORTS

1. *South Dakota State*
2. **North Dakota State**
3. **Montana State**
4. Holy Cross
5. Furman
6. Idaho
7. William & Mary
8. Samford
9. Incarnate Word
10. Sacramento State
11. Southeast Missouri State
12. Weber State
13. North Carolina Central
14. New Hampshire
15. Southeastern Louisiana
16. Montana
17. **North Dakota**
18. UC Davis
19. Mercer
20. Jackson State
21. Eastern Kentucky
22. Gardner-Webb
23. Richmond
24. **Youngstown State**
25. Rhode Island

STATS PERFORM

1. *South Dakota State*
2. **North Dakota State**
3. **Montana State**
4. William & Mary
5. Holy Cross
6. Furman
7. Incarnate Word
8. Idaho
9. Samford
10. Sacramento State
11. New Hampshire
12. Southeast Missouri State
13. Weber State
14. Montana
15. Southeastern Louisiana
16. UC Davis
17. **North Dakota**
18. Richmond
19. North Carolina Central
20. Mercer
21. Rhode Island
22. Delaware
23. **Northern Iowa**
24. Eastern Kentucky
25. Gardner-Webb

BLUEBLOODS

1. *South Dakota State*
2. **Montana State**
3. **North Dakota State**
4. William & Mary
5. Furman
6. Holy Cross
7. Idaho
8. Samford
9. Southeast Missouri State
10. Incarnate Word
11. Sacramento State
12. Weber State
13. North Carolina Central
14. New Hampshire
15. **North Dakota**
16. UC Davis
17. Montana
18. Southeastern Louisiana
19. Mercer
20. Eastern Kentucky
21. Jackson State
22. Gardner-Webb
23. Rhode Island
24. Florida A&M
25. **Youngstown State**

Note: 2023 opponents in bold



2022 SEASON REVIEW

2022 STATISTICS

2022 TEAM STATISTICS

	SDSU	OPP
SCORING	513	237
Points Per Game	34.2	15.8
Points off Turnovers	115	16
FIRST DOWNS	300	225
Rushing	143	90
Passing	137	118
Penalty	20	17
RUSHING YARDAGE	2,769	1,319
Yards gained rushing	3,028	1,758
Yards lost rushing	259	439
Rushing Attempts	564	464
Average Per Rush	4.9	2.8
Average Per Game	184.6	87.9
TDs Rushing	36	13
PASSING YARDAGE	3,000	2,789
Comp-Att-Int	239-369-5	238-422-18
Average Per Pass	8.1	6.6
Average Per Catch	12.6	11.7
Average Per Game	200.0	185.9
TDs Passing	26	15
TOTAL OFFENSE	5,769	4,108
Total Plays	933	886
Average Per Play	6.2	4.6
Average Per Game	384.6	273.9
KICK RETURNS	20-365	39-852
PUNT RETURNS	26-231	18-198
INTERCEPTION RETURNS	18-227	5-40
KICK RETURN AVERAGE	18.2	21.8
PUNT RETURN AVERAGE	8.9	11.0
INT RETURN AVERAGE	13.4	8.0
FUMBLES-LOST	9-5	16-8
PENALTIES-YARDS	91-690	65-569
Average Per Game	6.1-46.0	4.3-37.9
PUNTS-YARDS	57-2,296	81-3,293
Average Per Punt	40.3	40.7
Net punt average	36.1	36.3
KICKOFFS-YARDS	95-5,334	50-2,537
Average Per Kick	56.1	50.5
Net kick average	38.2	36.7
POSSESSION TIME/GAME	32:32	27:28
3RD-DOWN ATTEMPTS	90/184	70/204
3rd-Down Pct	49%	34%
4TH-DOWN ATTEMPTS	8/11	18/33
4th-Down Pct	73%	55%
SACKS BY-YARDS	39-253	18-127
MISC. YARDS	13	0
TOUCHDOWNS SCORED	65	30
FIELD GOALS-ATTEMPTS	18-25	9-15
PAT-ATTEMPTS	61-61	26-28
PAT Pct.	100%	93%
ON-SIDE KICKS	1-1	2-2
RED-ZONE SCORES	59-61	20-29
Red-Zone Pct	97%	69%
RED-ZONE TOUCHDOWNS	45-61	13-29
Red-Zone TD Pct	74%	45%
ATTENDANCE	113,227	121,558
Games/Avg Per Game	9/12,581	5/24,312
Neutral Site Games	-	1/18,023

2022 SCORES

DATE	OPPONENT	SCORE	OVERALL	CONF	TIME	ATTEND
Sept. 3	at Iowa	L, 3-7	0-1	0-0	3:32	69,250
Sept. 10	#25 UC DAVIS	W, 24-22	1-1	0-0	3:09	15,182
Sept. 17	BUTLER	W, 45-17	2-1	0-0	3:02	16,414
Sept. 24	*at #4/6 Missouri State	W, 28-14	3-1	1-0	3:09	13,189
Oct. 1	*WESTERN ILLINOIS	W, 34-10	4-1	2-0	3:13	15,237
Oct. 8	*SOUTH DAKOTA	W, 28-3	5-1	3-0	2:56	19,332
Oct. 15	*at 1/1 North Dakota State	W, 23-21	6-1	4-0	2:45	18,603
Oct. 22	*at #20 North Dakota	W, 49-35	7-1	5-0	3:42	11,067
Oct. 29	*INDIANA STATE	W, 49-7	8-1	6-0	3:17	19,041
Nov. 5	*at Northern Iowa	W, 31-28	9-1	7-0	3:29	9,449
Nov. 12	*ILLINOIS STATE	W, 31-7	10-1	8-0	2:43	8,160
Dec. 3	^#23 DELAWARE	W, 42-6	11-1	8-0	2:56	6,117
Dec. 10	^#6/7 HOLY CROSS	W, 42-21	12-1	8-0	3:05	6,549
Dec. 17	^#3/3 MONTANA STATE	W, 39-18	13-1	8-0	2:54	7,195
Jan. 8	^lvs. #4/4 North Dakota State	W, 45-21	14-1	8-0	3:07	18,023

* indicates Missouri Valley Football Conference game

^ Football Championship Subdivision playoff game

! FCS Championship Game at Frisco, Texas

GAME SUPERLATIVES

TEAM GAME HIGHS

RUSHING ATTEMPTS: 47, vs. Western Illinois, 10-1-2022
RUSHING YARDS: 283, vs. North Dakota State, 1-8-2023
YARDS PER RUSH: 7.4, vs. Montana State, 12-17-2022
RUSHING TOUCHDOWNS: 4, vs. Indiana State, 10-29-2022, and vs. Delaware, 12-3-2022
PASS ATTEMPTS: 34, at Northern Iowa, 11-5-2022
PASS COMPLETIONS: 25, vs. Indiana State, 10-29-2022
YARDS PASSING: 319, at Missouri State, 9-24-2022
YARDS PER PASS: 12.0, vs. Montana State, 12-17-2022
PASSING TOUCHDOWNS: 4, at Missouri State, 9-24-2022
TOTAL PLAYS: 80, vs. Western Illinois, 10-1-2022
TOTAL OFFENSE: 506, vs. North Dakota State, 1-8-2023
YARDS PER PLAY: 8.8, vs. Montana State, 12-17-2022

POINTS: 49, at North Dakota, 10-22-2022, and vs. Indiana State, 10-29-2022

FIRST DOWNS: 28, vs. Western Illinois, 10-1-2022

SACKS BY: 7, vs. South Dakota, 10-8-2022

PENALTIES: 12, at Iowa, 9-3-2022

PENALTY YARDS: 74, at Northern Iowa, 11-5-2022

TURNOVERS BY: 3, vs. UC Davis, 9-10-22

TURNOVERS FORCED: 3, vs. Butler, 9-24-2022, and at North Dakota, 10-22-2022

INTERCEPTIONS: 2, five times (last: vs. North Dakota State, 1-8-2023)

FUMBLES RECOVERED: 2, vs. Butler, 9-17-2022

PUNTS: 11, at Iowa, 9-3-22

INDIVIDUAL GAME HIGHS

RUSHING ATTEMPTS: 27, by Isaiah Davis, vs. Western Illinois, 10-1-2022
RUSHING YARDS: 199, by Isaiah Davis, vs. Western Illinois, 10-1-2022
RUSHING TOUCHDOWNS: 3, by Isaiah Davis, vs. South Dakota, 10-8-2022
LONG RUSH: 51 yards, by Mark Gronowski, vs. Delaware, 12-3-2022
PASS ATTEMPTS: 34, by Mark Gronowski, at Northern Iowa, 11-5-2022
PASS COMPLETIONS: 22, by Mark Gronowski, at Missouri State, 9-24-2022, and vs. Indiana State, 10-29-2022
YARDS PASSING: 319, by Mark Gronowski, at Missouri State, 9-24-2022
TOUCHDOWN PASSES: 4, by Mark Gronowski, at Missouri State, 9-24-2022
RECEPTIONS: 9, by Jaxon Janke, vs. Western Illinois, 10-1-2022
YARDS RECEIVING: 129, by Jadon Janke, vs. Illinois State, 11-12-2022
RECEIVING TOUCHDOWNS: 2, by Jadon Janke, at Missouri State, 9-24-2022
LONG RECEPTION: 57 yards, by Tucker Kraft (from Mark Gronowski), at Northern Iowa, 11-5-2022
TACKLES FOR LOSS: 3.0, by Caleb Sanders, at Northern Iowa, 11-5-2022

TACKLES: 13, by Adam Bock, at Iowa, 9-3-2022

SACKS: 3.0, by Caleb Sanders, at Northern Iowa, 11-5-2022

INTERCEPTIONS: 1, 16 times by 10 different players (three times by Cale Reeder and DyShawn Gales)

PASS BREAKUPS: 2, by Dalys Beanum, vs. Holy Cross, 12-10-2022

FUMBLES FORCED: 1, by five different players (twice by Reece Winkelman; last: vs. Holy Cross, 12-10-2022)

FUMBLES RECOVERED: 1, by eight different players (last: by Dalys Beanum, vs. North Dakota State, 1-8-2023)

FIELD GOALS: 3, by Hunter Dustman, three times (last: vs. Illinois State, 11-12-2022)

LONG FIELD GOAL: 45 yards, by Hunter Dustman, at Northern Iowa, 11-5-2022, and vs. Illinois State, 11-12-2022

PUNTS: 11, by Hunter Dustman, at Iowa, 9-3-2022

PUNTING AVERAGE (MIN. 3 PUNTS): 45.7 yards (3 punts), by Hunter Dustman, at Missouri State, 9-24-2022

LONG PUNT: 53 yards, three times by Hunter Dustman (last: vs. Indiana State, 10-29-2022)

LONG PUNT RETURN: 58 yards, by Jadon Janke, at North Dakota, 10-22-2022

LONG KICKOFF RETURN: 30 yards, by Tucker Kraft, at North Dakota, 10-22-2022

BLOCKED KICKS: 1, by Jarod DePriest, vs. UC Davis, 9-10-2022, and by Dalys Beanum, vs. South Dakota, 10-8-2022

2022 STATISTICS

SCORE BY QUARTERS	1ST	2ND	3RD	4TH	OT	TOT
South Dakota State	103	173	124	113	—	513
Opponents	71	68	33	65	—	237

INDIVIDUAL STATISTICS

RUSHING	GP	ATT	GAIN	LOST	NET	YPC	TD	LG	YPG
Isaiah Davis	14	249	1478	27	1451	5.8	15	47	103.6
Amar Johnson	15	130	776	32	744	5.7	7	55	49.6
Mark Gronowski	15	111	543	135	408	3.7	12	51	27.2
Angel Johnson	13	21	119	20	99	4.7	1	21	7.6
Josh Buri	10	20	67	1	66	3.3	0	9	6.6
Jaxon Janke	15	1	14	0	14	14.0	0	14	0.9
Tucker Kraft	9	3	8	0	8	2.7	0	3	0.9
Jadon Janke	15	2	10	3	7	3.5	0	10	0.5
Mike Morgan	12	1	3	0	3	3.0	0	3	0.2
Derrick Johnson	1	2	3	0	3	1.5	0	3	3.0
Rudy Voss	3	2	3	0	3	1.5	1	2	1.0
Keaton Heide	13	3	4	8	-4	-1.3	0	3	-0.3
TEAM	15	19	0	33	-33	-1.7	0	0	-2.2
Total	15	564	3,028	259	2,769	4.9	36	55	184.6
Opponents	15	464	1,758	439	1,319	2.8	13	56	87.9

*denotes touchdown

PASSING	GP	EFFIC.	COMP-ATT-INT	PCT.	Yds	TD	LG	YPG
Mark Gronowski	15	156.5	232-356-5	65.2	2967	26	57	197.8
Keaton Heide	13	102.9	5-6-0	83.3	14	0	8	1.1
Rudy Voss	3	41.7	1-3-0	33.3	3	0	3	1.0
Jadon Janke	15	117.2	1-2-0	50.0	16	0	16	1.1
TEAM	15	0.0	0-1-0	0.0	0	0	0	0.0
Isaiah Davis	14	0.0	0-1-0	0.0	0	0	0	0.0
Total	15	153.6	239-369-5	64.8	3,000	26	57	200.0
Opponents	15	115.1	238-422-18	56.4	2,789	15	*68	185.9

SCORING	TD	FG	KICK	----- PATs -----			DXP	SAF	PTS
				RUSH	Rcv	PASS			
Hunter Dustman	0	18-25	59-59	0-0	0	0-0	0	0	113
Isaiah Davis	15	0-0	0-0	1-1	1	0-0	0	0	94
Mark Gronowski	12	0-0	0-0	1-1	0	2-2	0	0	74
Jaxon Janke	9	0-0	0-0	0-0	0	0-0	0	0	54
Amar Johnson	8	0-0	0-0	0-0	0	0-0	0	0	48
Jadon Janke	6	0-0	0-0	0-0	1	0-0	0	0	38
Zach Heins	4	0-0	0-0	0-0	0	0-0	0	0	24
Tucker Kraft	3	0-0	0-0	0-0	0	0-0	0	0	18
DyShawn Gales	1	0-0	0-0	0-0	0	0-0	0	0	6
Matthew Durrance	1	0-0	0-0	0-0	0	0-0	0	0	6
Jason Freeman	1	0-0	0-0	0-0	0	0-0	0	0	6
Michael Morgan	1	0-0	0-0	0-0	0	0-0	0	0	6
Tyler Feldkamp	1	0-0	0-0	0-0	0	0-0	0	0	6
Angel Johnson	1	0-0	0-0	0-0	0	0-0	0	0	6
Mike Morgan	1	0-0	0-0	0-0	0	0-0	0	0	6
Rudy Voss	1	0-0	0-0	0-0	0	0-0	0	0	6
Jack Green	0	0-0	2-2	0-0	0	0-0	0	0	2
Total	65	18-25	61-61	2-2	2	2-2	0	0	513
Opponents	30	9-15	26-28	0-0	0	0-2	0	2	237

FIELD GOALS	FGM-FGA	Pct.	1-19	20-29	30-39	40-49	50+	LG	Blk
Hunter Dustman	18-25	72.0	1-1	9-9	4-6	4-6	0-3	45	1
Total	18-25	72.0	1-1	9-9	4-6	4-6	0-3	45	1
Opponents	9-15	60.0	0-0	1-1	7-8	1-4	0-2	46	1

TOP OFFENSIVE PERFORMANCES

100-YARD RUSHING GAMES (10)

- Isaiah Davis • vs. UC Davis, 9-10-22
 - 25 carries, 112 yards
- Isaiah Davis • vs. Western Illinois, 10-1-22
 - 27 carries, 199 yards, 2 TD
- Isaiah Davis • vs. South Dakota, 10-8-22
 - 15 carries, 108 yards, 3 TD
- Isaiah Davis • at North Dakota State, 10-15-22
 - 14 carries, 114 yards, 1 TD
- Isaiah Davis • at Northern Iowa, 11-5-22
 - 24 carries, 105 yards, 1 TD
- Isaiah Davis • vs. Delaware, 12-3-22
 - 14 carries, 104 yards, 2 TD
- Isaiah Davis • vs. Holy Cross, 12-10-22
 - 20 carries, 154 yards, 1 TD
- Isaiah Davis • vs. Montana State, 12-17-22
 - 16 carries, 158 yards, 1 TD
- Amar Johnson • vs. North Dakota State, 1-8-23
 - 9 carries, 126 yards, 1 TD
- Isaiah Davis • vs. North Dakota State, 12-17-22
 - 22 carries, 103 yards, 1 TD

100-YARD RECEIVING GAMES (3)

- Jadon Janke • at Missouri State, 9-24-22
 - 8 receptions, 102 yards, 2 TD
- Zach Heins • at Missouri State, 9-24-22
 - 7 receptions, 127 yards, 1 TD
- Jadon Janke • vs. Illinois State, 11-12-22
 - 5 receptions, 129 yards

300-YARD PASSING GAMES (1)

- Mark Gronowski • at Missouri State, 9-24-22
 - 22-of-29, 319 yards, 4 TD

2022 STATISTICS

INDIVIDUAL STATISTICS

RECEIVING								DALYS BEANUM											
GP	No.	Yds	YPC	TD	LG	YPG		No.	Yds	Avg	TD	LG							
Jaxon Janke	15	60	857	14.3	9	44	57.1	Rudy Voss	3	3	0	0	0	10	10	0.7			
Jadon Janke	15	51	774	15.2	6	51	51.6	Derrick Johnson	1	3	0	0	0	0	3	3.0			
Zach Heins	15	29	347	12.0	4	30	23.1	Keaton Heide	13	-4	0	0	0	0	-4	-0.3			
Tucker Kraft	9	27	348	12.9	3	57	38.7	TEAM	15	-33	0	0	0	0	-33	-2.2			
Isaiah Davis	14	21	173	8.2	0	19	12.4	Total	15	2,769	3,000	231	365	230	6,595	439.7			
Amar Johnson	15	13	125	9.6	1	29	8.3	Opponents	15	1,319	2,789	198	852	40	5,198	346.5			
Canyon Bauer	15	8	97	12.1	0	54	6.5	PUNT RETURNS											
Landon Wolf	9	7	68	9.7	0	23	7.6	No.	Yds	Avg	TD	LG							
Mike Morgan	12	6	38	6.3	1	18	3.2	Jadon Janke	12	160	13.3	0	58						
Tyler Feldkamp	11	5	37	7.4	1	13	3.4	Tyler Feldkamp	9	1	0.1	0	2						
Devon Cole Jr.	14	4	29	7.2	0	12	2.1	Jaxon Janke	3	58	19.3	0	49						
Angel Johnson	13	3	12	4.0	0	7	0.9	Aydan Dautermann	1	0	0.0	0	0						
A.J. Coons	15	2	36	18.0	0	19	2.4	Landon Wolf	1	12	12.0	0	12						
Michael Morgan	1	1	44	44.0	1	44	44.0	Total	26	231	8.9	0	58						
Mark Gronowski	15	1	16	16.0	0	16	1.1	Opponents	18	198	11.0	2	61						
Josh Buri	10	1	-1	-1.0	0	0	-0.1	KICKOFF RETURNS											
Total	15	239	3,000	12.6	26	57	200.0	No.	Yds	Avg	TD	LG							
Opponents	15	238	2,789	11.7	15	*68	185.9	Jadon Janke	8	162	20.2	0	28						
TOTAL OFFENSE								TYLER FELDKAMP											
GP	PLAYS	RUSH	PASS	TOTAL	YPG			No.	Yds	Avg	TD	LG							
Mark Gronowski	15	467	408	2967	3375	225.0			Tucker Kraft	1	30	30.0	0	30					
Isaiah Davis	14	250	1451	0	1451	103.6			Landon Wolf	1	6	6.0	0	6					
Amar Johnson	15	130	744	0	744	49.6			Mike Morgan	1	8	8.0	0	8					
Angel Johnson	13	21	99	0	99	7.6			Angel Johnson	1	21	21.0	0	21					
Josh Buri	10	20	66	0	66	6.6			Amar Johnson	1	17	17.0	0	17					
Jadon Janke	15	4	7	16	23	1.5			Total	20	365	18.2	0	30					
Jaxon Janke	15	1	14	0	14	0.9			Opponents	39	852	21.8	0	69					
Keaton Heide	13	9	-4	14	10	0.8			INTERCEPTIONS										
Tucker Kraft	9	3	8	0	8	0.9			No.	Yds	Avg	TD	LG						
Rudy Voss	3	5	3	3	6	2.0			DyShawn Gales	4	32	8.0	1	31					
Mike Morgan	12	1	3	0	3	0.2			Cale Reeder	3	0	0.0	0	0					
Derrick Johnson	1	2	3	0	3	3.0			Jason Freeman	2	52	26.0	1	37					
TEAM	15	20	-33	0	-33	-2.2			Colby Huerter	2	88	44.0	0	70					
Total	15	933	2,769	3,000	5,769	384.6			Dalys Beanum	2	10	5.0	0	10					
Opponents	15	886	1,319	2,789	4,108	273.9			Caleb Francl	1	17	17.0	0	17					
ALL-PURPOSE								DAETON MCGAUGHY											
GP	RUSH	REC	PR	KR	IR	TOTAL	YPG	No.	Yds	Avg	TD	LG							
Isaiah Davis	14	1,451	173	0	0	0	1,624	116.0	Chase Norblade	1	0	0.0	0	0					
Jadon Janke	15	7	774	160	162	0	1,103	73.5	Malik Lofton	1	0	0.0	0	0					
Jaxon Janke	15	14	857	58	0	0	929	61.9	Matthew Durrance	1	0	0.0	0	0					
Amar Johnson	15	744	125	0	17	0	886	59.1	Total	21	211	10.0	2	70					
Mark Gronowski	15	408	16	0	0	0	424	28.3	Opponents	5	40	8.0	0	38					
Tucker Kraft	9	8	348	0	30	0	386	42.9	FUMBLE RETURNS										
Zach Heins	15	0	347	0	0	0	347	23.1	No.	Yds	Avg	TD	LG						
Tyler Feldkamp	11	0	37	1	121	0	159	14.5	Isaiah Stalbird	1	8	8.0	0	8					
Angel Johnson	13	99	12	0	21	0	132	10.2	Matthew Durrance	1	0	0.0	1	0					
Canyon Bauer	15	0	97	0	0	0	97	6.5	Total	2	8	4.0	1	8					
Colby Huerter	14	0	0	0	0	88	88	6.3	Opponents	0	0	0.0	0	0					
Landon Wolf	9	0	68	12	6	0	86	9.6	PUNTING										
Josh Buri	10	66	-1	0	0	0	65	6.5	No.	Yds	Avg	LONG	TB	FC	I20	50+	Blk		
Jason Freeman	15	0	0	0	0	52	52	3.5	Hunter Dustman	52	2,213	42.6	55	2	17	14	11	0	
Mike Morgan	12	3	38	0	8	0	49	4.1	TEAM	3	0	0.0	0	0	0	0	0	3	
Michael Morgan	1	0	44	0	0	0	44	44.0	Michael Drotzmann	1	52	52.0	52	0	0	0	0	1	0
A.J. Coons	15	0	36	0	0	0	36	2.4	Mark Gronowski	1	31	31.0	31	0	0	0	0	0	
Daeton Mcgaughy	11	0	0	0	0	31	31	2.8	Total	57	2,296	40.3	55	2	17	14	12	3	
DyShawn Gales	14	0	0	0	0	32	32	2.3	Opponents	81	3,293	40.7	57	6	28	24	15	0	
Devon Cole Jr.	14	0	29	0	0	0	29	2.1	KICKOFFS										
Caleb Francl	1	0	0	0	0	17	17	17.0	No.	Yds	Avg	TB	OB						
									Hunter Dustman	85	4,773	56.2	31	2					
									Jack Green	10	561	56.1	3	1					
									Total	95	5,334	56.1	34	3					
									Opponents	50	2,527	50.5	13	2					

2022 STATISTICS

DEFENSIVE STATISTICS

No.	PLAYER	[----TACKLES----]				TFL-Yds	[SACKS-] No.-Yds	[---PASS DEF---] INT-Yds	PBU	QBH	[FUMBLES-]		BLKD Kick
		GP	SOLO	ASST	TOT						Rcv-Yds	FF	
11	Jason Freeman	15	54	30	84	7.0-36	3.0-21	2-52	2	2			
32	Adam Bock	11	39	37	76	7.5-6	4.0-17			2	1-0	1	
2	Isaiah Stalbird	12	34	21	55	3.5-16			4		1-8		
14	Colby Huerter	14	25	16	41	5.0-20	1.0-10	2-88	2				
99	Caleb Sanders	15	21	19	40	9.5-57	6.5-51		2	1			
29	Graham Spalding	12	25	14	39	2.0-5					1-0		
7	Dalys Bealum	15	27	10	37	0.5-2		2-10	9		1-0	1	
6	Saiveon Williamson	12	24	13	37				1	1			
25	Cale Reeder	12	25	11	36	3.0-10	1.0-2	3-0	1				
97	Reece Winkelman	14	22	13	35	15.5-77	8.0-49		3	2		2	
5	DyShawn Gales	14	23	8	31	3.5-12	1.0-6	4-32	6				
37	Tucker Large	15	18	10	28				2	1			
0	Daeton Mcgaughy	11	15	10	25			1-31			1-0		
94	Cade Terveer	15	12	12	24	4.5-26	4.5-26			5			
48	Quinton Hicks	15	13	10	23	2.5-7	2.0-5			4		1	
30	Payton Shafer	12	9	12	21	0.5-2							
53	Caden Johnson	15	11	10	21	3.5-7	2.0-5			2		1	
1	Malik Lofton	14	12	9	21			1-0	4				
35	Chase Norblade	8	11	9	20	1.5-4		1-0					
52	Jarod DePriest	15	7	13	20	2.5-24	2.0-23			1		1	
98	Ryan Van Marel	15	8	11	19	3.0-28	2.0-19						
26	Steven Arrell	15	16	3	19	1.0-5			4		1-0	2	
13	Aydan Dautermann	15	12	3	15				2				
44	Kevin Brenner	15	7	3	10								
23	Matthew Durrance	15	4	4	8			1-0			1-0		
92	Brian Williams	8	3	4	7	0.5-2				1			
93	Max Baloun	15	5	2	7	2.0-19	2.0-19		1				
95	Zac Wilson	15	2	4	6								
3	Dontay Johnson	4	5	1	6	1.5-6			1				
55	Aaron Wolfcale-Holsten	11	3	2	5	0.5-2					1-0		
38	Trevor Scott	5	4	1	5								
43	Adam Kusler	14	2	2	4	1.0-1							
4	Canyon Bauer	15	3	1	4								
31	Jalen B. Lee	2	3		3								
9	Caleb Francl	1	2	1	3			1-17	1	1			
42	Davion Sterner	9	1	2	3	0.5-1							
48	Jaden Mueller	15	1	1	2								
3	Amar Johnson	15	1		1								
10	Hunter Dustman	15	1		1								
40	Aaron Kusler	10	1		1								
10	Jaxon Janke	15	1		1								
19	Max Polischuk	3	1		1								
57	Levi Vanden Bos	3	1		1								
46	Cullen McShane	3	1		1								
1	Jadon Janke	15	1		1								
34	Ryan Swoger	1		1	1								
19	A.J. Coons	15		1	1								
90	Randy Keumogne	4							1				
Total		15	516	334	850	82-395	39-253	18-227	45	24	8-11	7	2
Opponents		15	559	392	951	66-231	18-127	5-40	28	37	5-0	5	4

TOP DEFENSIVE PERFORMANCES

DOUBLE-DIGIT TACKLES (4)

Adam Bock • at Iowa, 9-30-22

- 13 tackles (6 solos, 7 assists, 1 FF, 1 FR)

Adam Bock • vs. Western Illinois, 10-1-22

- 10 tackles (8 solos, 2 assists)

Jason Freeman • vs. Indiana State, 10-29-22

- 10 tackles (4 solos, 6 assists)

Jason Freeman • vs. North Dakota State, 1-8-23

- 10 tackles (8 solos, 2 assists, 1 INT)

FG SEQUENCE

SDSU

OPP

Iowa	(44)	40,(46)
UC Davis	(41)	(36),43
Butler	55,(27)	(33)
Missouri State	50,35,44	-
Western Illinois	(27),33,(25)	(35)
South Dakota	53	(37),50
North Dakota State	(31),(38),(18)	-
North Dakota	-	-
Indiana State	-	-
Northern Iowa	(23),(45),(26)	-
Illinois State	(22),(45),(35)	-
Delaware	-	(27),40,(39)
Holy Cross	42,(29),(23)	52,39
Montana State	(21)	(37),(36)
North Dakota State	(30)	-

Numbers in (parentheses) indicate field goal attempt was made

2022 STATISTICS

GAME-BY-GAME COMPARISON

OPPONENT	SCORE	----FIRST DOWNS----			--RUSHING--		--PASSING--		-TOTAL OFFENSE-		RETURN Yds	TURNOVERS
		TOTAL	RUSH	PASS	PEN	NUMBER-YARDS	COMP-ATT-INT	YARDS	PLAYS-YARDS			
Iowa	3-7	7/10	3/6	3/3	1/1	31-33 / 36-57	10-26-0 / 11-25-1	87 / 109	57-120 / 61-166	56 / 58	0 / 2	
UC Davis	24-22	18/17	10/5	5/11	3/1	44-140 / 21-49	13-21-2 / 26-44-1	110 / 273	65-250 / 65-322	65 / 19	3 / 1	
Butler	45-17	24/13	11/6	11/6	2/1	39-184 / 24-53	17-26-0 / 18-31-1	279 / 211	65-463 / 55-264	3 / 13	0 / 3	
Missouri State	28-14	24/14	8/5	15/7	1/2	37-156 / 23-73	22-29-0 / 19-29-2	319 / 185	66-475 / 52-258	116 / 102	1 / 2	
Western Illinois	34-10	28/11	14/3	12/8	2/0	47-270 / 21-19	17-33-0 / 13-25-1	188 / 201	80-458 / 46-220	45 / 46	0 / 2	
South Dakota	28-3	22/6	11/3	6/3	5/0	43-208 / 36-92	12-21-1 / 5-12-2	136 / 44	64-344 / 48-136	6 / 146	2 / 2	
North Dakota State	23-21	18/17	11/8	6/9	1/0	37-207 / 29-127	16-21-0 / 17-23-1	152 / 227	58-359 / 52-354	18 / 84	0 / 1	
North Dakota	49-35	13/23	4/7	9/13	0/3	25-95 / 38-74	17-22-0 / 27-40-2	213 / 291	47-308 / 78-365	155 / 143	0 / 3	
Indiana State	49-7	24/15	9/6	13/8	2/1	31-162 / 34-106	25-31-0 / 13-32-1	247 / 154	62-409 / 66-260	60 / 13	0 / 2	
Northern Iowa	31-28	22/18	9/5	12/11	1/2	39-164 / 29-88	21-34-1 / 16-30-2	263 / 270	73-427 / 59-358	96 / 24	1 / 2	
Illinois State	31-7	22/7	10/4	11/2	1/1	43-148 / 22-45	20-29-1 / 9-20-1	283 / 55	72-431 / 42-100	-2 / 83	2 / 1	
Delaware	42-6	15/13	8/4	7/8	0/1	37-222 / 37-64	12-17-0 / 16-29-0	131 / 128	54-353 / 66-192	28 / 62	1 / 1	
Holy Cross	42-21	19/23	11/13	8/9	0/1	35-216 / 43-260	12-22-0 / 13-27-1	177 / 152	57-393 / 70-412	106 / 50	0 / 1	
Montana State	39-18	22/17	14/4	7/10	1/3	38-281 / 34-52	11-16-0 / 17-26-0	192 / 229	54-473 / 60-281	38 / 195	0 / 0	
North Dakota State	45-21	22/21	10/11	12/10	0/0	38-283 / 37-160	14-21-0 / 18-29-2	223 / 260	59-506 / 66-420	44 / 52	0 / 3	
Totals	513-237	300/225	143/90	137/118	20/17	564-2,769 / 464-1,319	239-369-5 / 238-422-18	3,000/2,789	933-5,769 / 886-4,108	834 / 1,090	10 / 26	

MISCELLANEOUS GAME-BY-GAME STATISTICS

THIRD-DOWN CONVERSIONS

OPPONENT	OVERALL	1ST QTR	2ND QTR	3RD QTR	4TH QTR
Iowa	3-16	0-3	2-6	1-3	0-4
UC Davis	6-12	2-5	2-3	0-1	2-3
Butler	7-12	1-1	3-5	2-3	1-3
Missouri State	6-12	3-4	0-3	0-2	3-3
Western Illinois	6-14	1-2	2-6	1-3	2-3
South Dakota	4-12	1-4	0-2	2-3	1-3
North Dakota State	7-13	2-3	1-3	4-5	0-2
North Dakota	3-7	0-2	1-2	1-1	1-2
Indiana State	6-9	1-1	2-2	2-3	1-3
Northern Iowa	10-17	2-4	4-5	1-3	3-5
Illinois State	7-14	1-4	4-5	1-2	1-3
Delaware	6-11	0-0	1-3	5-5	0-3
Holy Cross	5-12	2-6	1-2	0-1	2-3
Montana State	5-9	2-2	0-1	2-3	1-3
North Dakota State	9-14	2-3	5-6	1-2	1-3
Totals	90-184	20-44	28-54	23-40	19-46
	48.9%	45.5%	51.9%	57.5%	41.3%
Opponents	70-204	12-44	22-61	13-39	23-60
	34.3%	27.3%	36.1%	33.3%	38.3%

TIME OF POSSESSION

OPPONENT	OVERALL	1ST QTR	2ND QTR	3RD QTR	4TH QTR
Iowa	29:49	7:22	8:17	7:17	6:53
UC Davis	33:49	9:08	9:33	4:38	10:30
Butler	32:11	9:47	7:36	8:22	6:26
Missouri State	34:55	10:20	7:27	7:54	9:14
Western Illinois	41:27	10:20	8:23	12:51	9:53
South Dakota	33:51	6:57	7:59	12:08	6:47
North Dakota State	34:35	9:04	5:58	10:01	9:32
North Dakota	23:38	4:52	6:17	6:26	6:03
Indiana State	30:42	6:56	6:05	8:17	9:24
Northern Iowa	33:36	8:47	8:11	10:04	6:34
Illinois State	39:34	9:29	11:50	5:59	12:16
Delaware	28:57	4:17	8:17	9:47	6:36
Holy Cross	27:52	12:05	4:51	1:57	8:59
Montana State	31:00	8:58	6:45	8:24	6:53
North Dakota State	32:00	8:53	10:01	5:53	7:13
Totals	487:56	127:15	117:30	119:58	123:13
Avg.	32:31	8:29	7:50	7:59	8:12
Opponents	412:04	97:45	107:30	105:02	101:47
Avg.	27:28	6:31	7:10	7:00	6:47

FOURTH-DOWN CONVERSIONS

OPPONENT	OVERALL	1ST QTR	2ND QTR	3RD QTR	4TH QTR
Iowa	0-1	0-0	0-0	0-0	0-1
UC Davis	0-1	0-1	0-0	0-0	0-0
Butler	0-0	0-0	0-0	0-0	0-0
Missouri State	0-0	0-0	0-0	0-0	0-0
Western Illinois	0-0	0-0	0-0	0-0	0-0
South Dakota	2-2	0-0	0-0	1-1	1-1
North Dakota State	0-0	0-0	0-0	0-0	0-0
North Dakota	0-0	0-0	0-0	0-0	0-0
Indiana State	1-1	0-0	0-0	1-1	0-0
Northern Iowa	0-0	0-0	0-0	0-0	0-0
Illinois State	2-2	1-1	0-0	0-0	1-1
Delaware	0-1	0-0	0-0	0-0	0-1
Holy Cross	2-2	1-1	0-0	0-0	1-1
Montana State	1-1	0-0	1-1	0-0	0-0
North Dakota State	0-0	0-0	0-0	0-0	0-0
Totals	8-11	2-3	1-1	2-2	3-5
	72.7%	66.7%	100.0%	100.0%	60.0%
Opponents	18-33	4-5	6-7	4-6	4-15
	54.5%	80.0%	85.7%	66.7%	26.7%

PENALTIES

OPPONENT	SDSU	OPP
Iowa	12-66	2-15
UC Davis	5-40	6-65
Butler	7-60	6-59
Missouri State	6-59	4-55
Western Illinois	5-45	3-21
South Dakota	6-38	10-91
North Dakota State	7-40	5-57
North Dakota	7-73	1-10
Indiana State	8-54	2-27
Northern Iowa	10-74	8-59
Illinois State	5-40	4-22
Delaware	3-20	5-25
Holy Cross	3-11	3-18
Montana State	4-50	4-20
North Dakota State	3-20	2-25
Totals	91-690	65-569

GAME-BY-GAME STARTERS

OFFENSE

Opponent	LT	LG	C	RG	RT	TE	WR	WR/TE	WR/TE/RB	QB	RB
Iowa	Greenfield	McCormick	Miller	Donald	O'Brian	Heins	Jax. Janke	Jad. Janke	Kraft	Gronowski	Davis
UC Davis	Greenfield	McCormick	Miller	O'Brian	Christensen	Heins	Jax. Janke	Jad. Janke	Cole	Gronowski	Davis
Butler	Greenfield	McCormick	Miller	O'Brian	Christensen	Heins	Jax. Janke	Jad. Janke	Bauer	Gronowski	Davis
Missouri State	Greenfield	McCormick	Miller	Beerntsen	O'Brian	Heins	Jax. Janke	Jad. Janke	Morgan	Gronowski	Davis
Western Illinois	Greenfield	McCormick	Miller	Beerntsen	O'Brian	Heins	Jax. Janke	Jad. Janke	A. Johnson	Gronowski	Davis
South Dakota	Greenfield	McCormick	Miller	Beerntsen	O'Brian	Heins	Jax. Janke	Jad. Janke	Morgan	Gronowski	Davis
N. Dakota State	Greenfield	McCormick	Miller	Beerntsen	O'Brian	Heins	Jax. Janke	Jad. Janke	Bauer	Gronowski	Davis
North Dakota	Greenfield	McCormick	Miller	Beerntsen	O'Brian	Heins	Jax. Janke	Jad. Janke	Morgan	Gronowski	A. Johnson
Indiana State	Greenfield	McCormick	Miller	Beerntsen	O'Brian	Heins	Jax. Janke	Jad. Janke	Kraft	Gronowski	Davis
Northern Iowa	Greenfield	McCormick	Miller	Beerntsen	O'Brian	Heins	Jax. Janke	Bauer	Kraft	Gronowski	Davis
Illinois State	Greenfield	McCormick	Miller	Beerntsen	O'Brian	Heins	Jax. Janke	Jad. Janke	Kraft	Gronowski	Davis
Delaware	Greenfield	McCormick	Miller	Beerntsen	O'Brian	Heins	Jax. Janke	Jad. Janke	Kraft	Gronowski	Davis
Holy Cross	Greenfield	McCormick	Miller	Beerntsen	O'Brian	Heins	Jax. Janke	Jad. Janke	Kraft	Gronowski	Davis
Montana State	Greenfield	McCormick	Miller	Beerntsen	O'Brian	Heins	Jax. Janke	Jad. Janke	Kraft	Gronowski	Davis
N. Dakota State	Greenfield	McCormick	Miller	Beerntsen	O'Brian	Morgan	Jax. Janke	Jad. Janke	Kraft	Gronowski	Davis

DEFENSE

Opponent	DE	DT	NT	DE	WLB	MLB	SLB	CB	SS	FS	CB
Iowa	Winkelman	Sanders	Van Marel	Terveer	Spalding	Bock	Frand	Lofton	Stalbird	Reeder	Gales
UC Davis	C. Johnson	Sanders	Van Marel	Terveer	Spalding	Bock	Mcgaughy	Lofton	Large	Huerter	Gales
Butler	Winkelman	DePriest	Van Marel	Terveer	Freeman	Bock	Mcgaughy	Lofton	Norblade	Reeder	Beanum
Missouri State	Winkelman	Sanders	Van Marel	Terveer	Freeman	Bock	Mcgaughy	Lofton	Huerter	Reeder	Gales
Western Illinois	Winkelman	Sanders	Van Marel	Terveer	Freeman	Bock	Mcgaughy	Lofton	Durrance	Reeder	Gales
South Dakota	Winkelman	Sanders	Van Marel	Terveer	Freeman	Bock	Stalbird	Lofton	Durrance	Reeder	Gales
N. Dakota State	Winkelman	Sanders	Van Marel	Terveer	Spalding	Bock	Mcgaughy	Lofton	Stalbird	Huerter	Gales
North Dakota	Winkelman	Sanders	Van Marel	Terveer	Freeman	Bock	Stalbird	Lofton	Large	Huerter	Gales
Indiana State	Winkelman	Sanders	Van Marel	Terveer	Freeman	Shafer	Stalbird	Lofton	Norblade	Huerter	Gales
Northern Iowa	Winkelman	Sanders	Van Marel	Terveer	Freeman	Shafer	Large	Lofton	Norblade	Huerter	Gales
Illinois State	Winkelman	Sanders	Van Marel	Terveer	Freeman	Williamson	Stalbird	Lofton	Norblade	Reeder	Gales
Delaware	Winkelman	Sanders	Van Marel	Terveer	Freeman	Williamson	Stalbird	Lofton	Norblade	Reeder	Gales
Holy Cross	Winkelman	Sanders	Van Marel	Terveer	Freeman	Williamson	Stalbird	Beanum	Norblade	Reeder	Gales
Montana State	Winkelman	Sanders	Van Marel	Terveer	Freeman	Bock	Mcgaughy	Lofton	Stalbird	Large	Gales
N. Dakota State	Winkelman	Sanders	Van Marel	Terveer	Freeman	Bock	Shafer	Lofton	Stalbird	Reeder	Gales

JACKRABBITS IN THE NCAA STATISTICS

TEAM (top 25)

- 1st in passes intercepted, 18
- 1st in rushing defense, 88.1 yards/game
- 2nd in red zone offense, .968
- 2nd in total defense, 274.1
- 3rd in scoring defense, 15.8 points/game
- 4th in turnovers gained, 26
- 6th in fewest passes had intercepted, 5
- 6th in fourth-down conversion percentage, .667
- 6th in turnover margin, plus-1.07 per game
- 8th in red zone defense, .700
- 8th in fewest turnovers lost, 10
- 9th in fewest tackles for loss allowed, 4.40/game
- 9th in first downs offense, 305
- 10th in team passing efficiency defense, 115.11
- 11th in third-down conversion percentage, .481
- 11th in defensive touchdowns, 3
- 14th in passing yards allowed, 185.9 yards/game
- 15th in time of possession, 32:30/game
- 16th in fewest sacks allowed, 1.27 per game
- 16th in team passing efficiency, 153.58
- 17th in third-down conversion percentage defense, .341
- 21st in completion percentage, .648
- 22nd in scoring offense, 34.2 points/game
- 22nd in fewest fumbles lost, 5
- 23rd in team sacks, 2.60/game

INDIVIDUAL (top 40)

ISAIAH DAVIS

- 5th in rushing yards, 1,451
- 8th in rushing touchdowns, 15
- 16th in total touchdowns, 15
- 18th in rushing yards per game, 103.6
- 29th in rush yards per carry, 5.83
- 34th in all-purpose yards, 116.0 per game

HUNTER DUSTMAN

- 27th in field goals per game, 1.20

MARK GRONOWSKI

- 6th in points responsible for, 234
- 11th in passing touchdowns, 26
- 12th in passing efficiency, 156.4
- 13th in points responsible for per game, 15.6
- 14th in passing yards, 2,966
- 15th in yards per pass attempt, 8.33
- 18th in completion percentage, .652
- 26th in rushing touchdowns, 12
- 32nd in passing yards per completion, 12.78

JAXON JANKE

- 23rd in receiving touchdowns, 9
- 32nd in receiving yards, 857

2022 MVFC STANDINGS AND TEAM STATS

SCORING OFFENSE

TEAM	G	Pts	Avg
North Dakota State	15	515	34.3
South Dakota State	15	513	34.2
Northern Iowa	11	363	33.0
North Dakota	12	364	30.3
Youngstown State	11	314	28.5
Southern Illinois	11	311	28.3
Missouri State	11	301	27.4
Illinois State	11	190	17.3
South Dakota	11	179	16.3
Indiana State	11	176	16.0
Western Illinois	11	150	13.6

SCORING DEFENSE

TEAM	G	Pts	Avg
South Dakota State	15	237	15.8
North Dakota State	15	303	20.2
Illinois State	11	224	20.4
Youngstown State	11	279	25.4
Northern Iowa	11	283	25.7
Southern Illinois	11	294	26.7
Missouri State	11	300	27.3
South Dakota	11	321	29.2
North Dakota	12	370	30.8
Indiana State	11	360	32.7
Western Illinois	11	426	38.7

TOTAL OFFENSE

TEAM	RUSH	PASS	TOTAL	Avg/G
Northern Iowa	1,721	3,173	4,894	444.9
North Dakota State	3,986	2,026	6,012	400.8
Youngstown State	2,229	2,160	4,389	399.0
Southern Illinois	1,345	2,927	4,272	388.4
South Dakota State	2,769	3,000	5,769	384.6
North Dakota	1,769	2,738	4,507	375.6
Missouri State	1,315	2,715	4,030	366.4
Indiana State	1,432	1,847	3,279	298.1
Illinois State	1,238	1,933	3,171	288.3
South Dakota	1,350	1,796	3,146	286.0
Western Illinois	982	2,026	3,008	273.5

TOTAL DEFENSE

TEAM	RUSH	PASS	TOTAL	Avg/G
South Dakota State	1,322	2,789	4,111	274.1
Illinois State	1,630	1,868	3,498	318.0
North Dakota State	2,354	2,586	4,940	329.3
Southern Illinois	1,159	2,619	3,778	343.5
Youngstown State	1,322	2,573	3,895	354.1
Northern Iowa	1,687	3,553	4,240	385.5
Indiana State	1,916	2,452	4,368	397.1
North Dakota	2,060	2,723	4,783	398.6
South Dakota	2,059	2,424	4,483	407.5
Missouri State	1,717	2,801	4,518	410.7
Western Illinois	2,559	2,538	5,097	463.4

RUSHING OFFENSE

TEAM	ATT	YARDS	TD	Avg/G
North Dakota State	656	3,986	50	265.7
Youngstown State	421	2,229	20	202.6
South Dakota State	564	2,769	36	184.6
Northern Iowa	383	1,721	18	156.5
North Dakota	406	1,769	25	147.4
Indiana State	381	1,432	12	130.2

2022 MVFC STANDINGS

SCHOOL	CONFERENCE	PF	PA	OVERALL	PF	PA
South Dakota State	8-0	273	125	14-1	513	237
North Dakota State	7-1	256	143	12-3	515	303
Youngstown State	5-3	186	176	7-4	314	279
North Dakota	5-3	255	249	7-5	364	370
Northern Iowa	5-3	284	184	6-5	363	283
Illinois State	4-4	123	158	6-5	190	224
Southern Illinois	4-4	181	133	5-6	311	294
Missouri State	3-5	212	218	5-6	301	300
South Dakota	2-6	144	242	3-8	179	321
Indiana State	1-7	145	241	2-9	176	360
Western Illinois	0-8	105	305	0-11	150	426

South Dakota	362	1,350	11	122.7
Southern Illinois	416	1,345	19	122.3
Missouri State	352	1,315	19	119.5
Illinois State	382	1,238	9	112.5
Western Illinois	335	982	2	89.3

RUSHING DEFENSE

TEAM	ATT	YARDS	TD	Avg/G
South Dakota state	465	1,322	13	88.1
Southern Illinois	354	1,159	14	105.4
Youngstown State	367	1,322	18	120.2
Illinois State	441	1,630	16	148.2
Northern Iowa	372	1,687	19	153.4
Missouri State	380	1,717	19	156.1
North Dakota State	543	2,354	18	156.9
North Dakota	397	2,060	23	171.7
Indiana State	449	1,916	27	174.2
South Dakota	433	2,059	20	187.2
Western Illinois	509	2,559	38	232.6

PASSING OFFENSE

TEAM	COMP	YARDS	TD	Avg/G
Northern Iowa	214	3,173	26	288.5
Southern Illinois	254	2,927	21	266.1
Missouri State	213	2,715	18	246.8
North Dakota	253	2,738	20	228.2
South Dakota State	239	3,000	26	200.0
Youngstown State	158	2,160	17	196.4
Western Illinois	172	2,026	16	184.2
Illinois State	192	1,933	11	175.7
Indiana State	152	1,847	10	167.9
South Dakota	158	1,796	12	163.3
North Dakota State	168	2,026	13	135.1

PASSING DEFENSE

TEAM	COMP	YARDS	TD	Avg/G
Illinois State	159	1,868	10	169.8
North Dakota State	256	2,586	18	172.4
South Dakota State	238	2,789	15	185.9
South Dakota	217	2,424	20	220.4
Indiana State	211	2,452	19	222.9
North Dakota	214	2,723	24	226.9
Western Illinois	202	2,538	14	230.7
Northern Iowa	225	2,553	15	232.1
Youngstown State	187	2,573	17	233.9
Southern Illinois	223	2,619	24	238.1
Missouri State	211	2,801	19	254.6

PENALTIES

TEAM	No.	Yds	Avg/G
Illinois State	46	355	32.3
Western Illinois	45	364	33.1
Indiana State	41	374	34.0
North Dakota	44	423	35.3
Northern Iowa	49	438	39.8
South Dakota State	91	677	45.1
North Dakota State	72	683	45.5
South Dakota	68	562	51.1
Youngstown State	67	580	52.7
Southern Illinois	70	624	56.7
Missouri State	70	703	63.9

THIRD-DOWN CONVERSIONS

TEAM	CONV	ATT	Pct
Northern Iowa	64	123	52.0
North Dakota State	85	168	50.6
South Dakota State	89	185	48.1
North Dakota	69	149	46.3
Southern Illinois	72	164	43.9
Illinois State	69	160	43.1
Missouri State	51	138	37.0
Youngstown State	49	138	35.5
South Dakota	44	140	31.4
Indiana State	51	164	31.1
Western Illinois	37	147	25.2

TURNOVER MARGIN

TEAM	FUM G/L	INT G/L	MARGIN	Avg/G
South Dakota State	8/5	18/5	+16	+1.07
North Dakota State	9/8	16/6	+11	+0.73
Youngstown State	9/6	10/3	+10	+0.91
Northern Iowa	6/5	10/7	+4	+0.36
Missouri State	9/5	6/6	+4	+0.36
Illinois State	6/5	9/9	+1	+0.09
Southern Illinois	5/3	5/7	0	0.00
North Dakota	2/4	6/5	-1	-0.08
South Dakota	7/8	6/6	-1	-0.09
Indiana State	6/10	7/9	-6	-0.55
Western Illinois	4/7	5/19	-17	-1.55

FUM G/L – Fumbles Gained/Lost
INT G/L – Interceptions Gained/Lost

IOWA 7, #2/3 SDSU 3

Sept. 3, 2022 • Kinnick Stadium (Att.: 69,205)

IOWA CITY, Iowa — Iowa won the battle for field position all day, turning two second-half safeties into the decisive points in a 7-3 victory over South Dakota State in the college football opener for both teams Saturday before a sellout crowd of 69,250 at Kinnick Stadium.

SDSU, ranked second in the Stats Perform Football Championship Sub-division media poll and third by the FCS coaches, seemingly played out of the shadow of its own goal line throughout the afternoon. Thanks to the punting by the Hawkeyes' Tory Taylor, six Jackrabbit drives started inside their own 10-yard line, including three inside the 5.

Compounding the Jackrabbits' field-position woes were a number of false-start penalties. Overall, SDSU was penalized 12 times for 66 yards, with Iowa flagged two times for 15 yards.

Iowa, which missed a 40-yard field goal on its second drive of the game after being given a short field after a shanked punt, put the first points on the board later in the first quarter on a 46-yard field goal by Aaron Blom.

The only drive for the Jackrabbits that started in Iowa territory resulted in their only points of the game. Linebacker Caleb Franci's interception and 17-yard return late in the second quarter set SDSU up at the Iowa 38. After picking up one first down on a 12-yard pass from Gronowski to Isaiah Davis on third-and-10, Hunter Dustman knotted the game at 3-all with a 44-yard field goal.

Defenses continued to dominate throughout the rest of the game, with neither team reaching the 200-yard mark in total offense.

Iowa grabbed the lead with a few ticks over four minutes remaining in the third quarter. Following a Taylor punt that pinned the Jackrabbits at their own 1, Jack Campbell broke through the line and tackled Davis in the end zone for the first of two safeties. Campbell led the Hawkeyes with 12 tackles.

SDSU stayed within striking distance as Adam Bock, from nearby Solon, Iowa, came away with the Jackrabbits' second takeaway of the game by ripping the ball away from Leshon Williams at the 7-yard line after the ensuing free kick. Bock posted a game-high 13 tackles.

Despite the momentary shift in momentum, the Jackrabbits couldn't get their offense on track against a stout Iowa defense, giving up their second safety late in the fourth quarter when Gronowski was sacked in the end zone by Joe Evans.

Iowa finished with a 166-120 advantage in total offense. Williams led the Hawkeyes' ground game with 72 yards on 24 carries, while Spencer Petras completed 11-of-25 passes for 109 yards. Arland Bruce paced the Iowa receivers with five catches for 68 yards.

For the Jackrabbits, Davis tallied 50 rushing yards on 18 carries and was the team's leading receiver with five catches for 32 yards. Gronowski, making his first start since being injured in the FCS national championship game in May 2021, completed 10-of-26 passes for 87 yards and was sacked four times.

Dustman also handled the punting duties for the Jackrabbits, averaging 41.5 yards on 11 attempts.



Caleb Sanders and the Jackrabbit defense held Iowa without a touchdown and limited the Hawkeyes to 57 rushing yards in a narrow 7-3 setback in the 2022 season opener.

SCORE BY QUARTERS	1	2	3	4	FINAL
South Dakota State (0-1)	0	3	0	0	3
Iowa (1-0)	3	0	2	2	7

SCORING SUMMARY

1st	1:11	IOWA	- Aaron Blom 46 yd field goal
2nd	00:15	SDSU	- Hunter Dustman 44 yd field goal
3rd	4:03	IOWA	- Team safety
4th	3:58	IOWA	- Team safety

TEAM STATISTICS

	SDSU	IOWA
FIRST DOWNS	7	10
RUSHES-YARDS (NET)	31-33	36-57
PASSING YDS (NET)	87	109
Passes Att-Comp-Int	26-10-0	25-11-1
TOTAL OFFENSE PLAYS-YARDS	57-120	61-166
Punt Returns-Yards	2-8	5-17
Kickoff Returns-Yards	2-31	2-41
Interception Returns-Yards	1-17	0-0
Punts (Number-Avg)	11-41.5	10-47.9
Fumbles-Lost	2-0	2-1
Penalties-Yards	12-66	2-15
Possession Time	29:49	30:11
Third-Down Conversions	3 of 16	4 of 17
Fourth-Down Conversions	0 of 1	0 of 0
Red-Zone Scores-Chances	0-0	0-1
Sacks By: Number-Yards	2-17	4-23

RUSHING LEADERS: SDSU - Isaiah Davis 18-50; Amar Johnson 2-3; Rudy Voss 1-1. IOWA - Leshon Williams 24-72; Arland Bruce IV 1-11; Monte Pottebaum 1-3. **PASSING LEADERS:** SDSU - Mark Gronowski 10-26-0 87. IOWA - Spencer Petras 11-25-1 109. **RECEIVING LEADERS:** SDSU - Isaiah Davis 5-32; Jaxon Jake 2-24; Landon Wolf 1-18; Tucker Kraft 1-7; Zach Heins 1-6.

INTERCEPTIONS: SDSU - Caleb Franci 1-17. IOWA - none. **SACKS:** SDSU - Max Baloun 1.0-12; Reece Winkelman 1.0-5. IOWA - Joe Evans 2.0-11; Logan Lee 1.5-10; Lukas Van Ness 0.5-2.

TACKLE LEADERS (JA-A-TOT): SDSU - Adam Bock 6-7-13; Isaiah Stalbird 3-3-6; Colby Huerter 3-2-5; Caleb Sanders 2-3-5. IOWA - Jack Campbell 5-7-12; Logan Lee 2-4-6; Justin Jacobs 1-4-5.

2022 GAME RECAPS

#2/3 SDSU 24, #25 UC DAVIS 22

Sept. 10, 2022 • Dana J. Dykhouse Stadium (Att.: 16,182)

Mark Gronowski ran for two touchdowns and passed for another, and South Dakota State survived some anxious moments down the stretch to hold off UC Davis, 24-22, in a nonconference battle between nationally ranked teams Sept. 10 at Dana J. Dykhouse Stadium.

In winning the annual Dairy Drive game, the Jackrabbits, ranked second in the Stats Perform media poll and third by the Football Championship Sub-division coaches, evened their record at 1-1. UC Davis, which entered the game ranked 25th in the coaches' poll, dropped to 0-2.

SDSU capitalized on an interception and ensuing 31-yard return by linebacker Daeton McGaughy four minutes into the game, capping a five-play, 17-yard drive to put the first points on the board on a 1-yard run by Gronowski.

The Jackrabbits pushed their lead to 10-0 early in the second quarter on a 41-yard field goal by Hunter Dustman.

UC Davis got on the board 80 seconds after Dustman's field goal on a 68-yard touchdown pass from Miles Hastings to Lan Larison.

SDSU answered with its best drive of the young season, pushing its lead back to 10 points at 17-7 with an 11-play, 86-yard march. Isaiah Davis accounted for 33 rushing yards on the drive, while Gronowski completed passes of 15 yards to Jaxon Janke and 13 yards to Zach Heins before finishing off the drive with a 5-yard touchdown run up the middle.

Isaiah Gomez brought the Aggies to within 17-10 on a 36-yard field goal with one second remaining in the first half.

After a scoreless third period that included the Aggies clanging a 43-yard field goal attempt off the right upright, the Jackrabbits were poised to put the game away after scoring their third — and final — touchdown of the night on a broken play six minutes into the final stanza. On first and goal from the UCD 7, the snap sailed over Gronowski's head, but the sophomore signal-caller was able to retrieve the loose ball in stride at the 25 and then heaved the ball to the end zone into the arms of a diving Tyler Feldkamp for a touchdown and a 24-10 lead.

As quickly as the tide turned for the Jackrabbits on that one play, the ball began to bounce in UC Davis' favor. After forcing the Aggies to punt for the fifth time in the game, SDSU failed to salt the game away as it committed its third turnover of the night by losing a fumble at its own 46.

UC Davis quickly cashed in as Hastings hooked up with Justin Poerio for 9-yard touchdown with 3:21 remaining. The Jackrabbits' Jarod DePriest blocked the PAT attempt.

With the score remaining at 24-16, Gomez recovered his own onside kick at the UCD 47 and the Aggies capitalized with their second scoring drive in one minute and 12 seconds. A pass down the middle of the field was deflected by the intended receiver to McCallan Castles at the 1-yard line and resulted in a 25-yard touchdown with 2:03 remaining in regulation.

UC Davis' attempt at a game-tying two-point conversion was no good as Hastings rolled right, but his pass to the back corner of the end zone landed out of bounds.

This time, the Jackrabbits' DyShawn Gales recovered the onside kick and SDSU was able to run out the clock.

UC Davis finished with a 322-250 advantage in total offense despite the Jackrabbits' Isaiah Davis leading all players with 112 rushing yards while matching his career high with 25 carries. Gronowski completed 13-of-21 passes for 110 yards, but was intercepted twice. Jaxon and Jadon Janke each caught three passes for 36 and 33 yards, respectively.



Mark Gronowski scored on a pair of touchdown runs and threw for another score as the Jackrabbits held off UC Davis, 24-22, in SDSU's Sept. 10 home opener.

Hastings finished the game 26-of-43 passing for 273 and three touchdowns for UCD. The Aggies' do-everything back Ulonzo Gilliam hauled in eight receptions for 80 yards and added another 33 yards on the ground on 11 attempts.

Rex Connors was credited with a game-high 17 tackles for UC Davis, with Teddy Buchanan adding 10 tackles. For SDSU, Adam Bock led the squad in tackles for the second straight week with nine, while safeties Colby Huerter and Tucker Large each added seven stops in their first career starts.

SCORE BY QUARTERS	1	2	3	4	FINAL
UC Davis (0-2)	0	10	0	12	22
South Dakota State (1-1)	7	10	0	7	24

SCORING SUMMARY

1st	8:45	SDSU	–	Mark Gronowski 1 yd run (Hunter Dustman kick)
2nd	10:53	SDSU	–	Dustman 41 yd field goal
2nd	9:33	UCD	–	Lan Larison 68 yd pass from Miles Hastings (Isaiah Gomez kick)
2nd	4:08	SDSU	–	Gronowski 5 yd run (Dustman kick)
2nd	00:01	UCD	–	Gomez 36 yd field goal
4th	9:04	SDSU	–	Tyler Feldkamp 7 yd pass from Gronowski (Dustman kick)
4th	3:21	UCD	–	Justin Poerio 9 yd pass from Hastings (kick blocked)
4th	2:03	UCD	–	McCallan Castles 25 yd pass from Hastings (pass failed)

TEAM STATISTICS

	UCD	SDSU
FIRST DOWNS	17	18
RUSHES-YARDS (NET)	21-49	44-140
PASSING YDS (NET)	273	110
Passes Att-Comp-Int	44-26-1	21-13-2
TOTAL OFFENSE PLAYS-YARDS	65-322	65-250
Punt Returns-Yards	1-(-3)	2-12
Kickoff Returns-Yards	1-20	2-22
Interception Returns-Yards	2-2	1-31
Punts (Number-Avg)	5-43.6	2-44.5
Fumbles-Lost	0-0	1-1
Penalties-Yards	6-65	5-40
Possession Time	26:11	33:49
Third-Down Conversions	7 of 15	6 of 12
Fourth-Down Conversions	1 of 2	0 of 1
Red-Zone Scores-Chances	2-2	3-3
Sacks By: Number-Yards	1-13	0-0

RUSHING LEADERS: UCD - Ulonzo Gilliam Jr. 11-33; Lan Larison 5-9. SDSU - Isaiah Davis 25-112; Amar Johnson 6-39; Mark Gronowski 7-9. **PASSING LEADERS:** UCD - Miles Hastings 26-43-1 273; Lan Larison 0-1-0 0. SDSU - Mark Gronowski 13-21-2 110. **RECEIVING LEADERS:** UCD - Ulonzo Gilliam Jr. 8-80; Lan Larison 4-80; Trent Tompkins 4-31. SDSU - Jaxon Janke 3-36; Jadon Janke 3-33; Zach Heins 2-16. **INTERCEPTIONS:** UCD - Rex Connors 2-2. SDSU - Daeton McGaughy 1-31. **SACKS:** UCD - Jackson Cloyd 1, 0-12. SDSU - none. **TACKLE LEADERS (UA-A-TOT):** UCD - Rex Connors 10-7-17; Teddy Buchanan 8-2-10; Devon King 5-1-6. SDSU - Adam Bock 6-3-9; Tucker Large 4-3-7; Colby Huerter 2-5-7; Graham Spalding 4-0-4; Kevin Brenner 2-2-4.

#2/3 SDSU 45, BUTLER 17

Sept. 17, 2022 • Dana J. Dykhouse Stadium (Att.: 16,414)

South Dakota State scored touchdowns on each of its first three offensive possessions and tallied 38 consecutive points in one stretch en route to a 45-17 victory over Butler in the 55th Beef Bowl Sept. 17 at Dana J. Dykhouse Stadium.

Playing before a crowd of 16,414, the Jackrabbits improved to 2-1 overall. Butler dropped to 2-1 on the young season. SDSU entered the matchup ranked second in the Football Championship Subdivision media poll conducted by Stats Perform and third in the AFCA coaches' poll, while Butler was receiving votes in the coaches' poll.

The Jackrabbits wasted little time to draw first blood, marching 75 yards on eight plays after the opening kickoff. Quarterback Mark Gronowski completed all three of his pass attempts for 35 yards on the drive and added a 23-yard scramble before plunging in from a yard out three minutes and 54 seconds into the game for the first score of the contest.

Butler quickly responded, knotting the game at 7-all on a 56-yard touchdown pass down the middle of the field from Bret Bushka to Luke Wooten.

SDSU gained the lead for good with another 75-yard scoring drive, highlighted by a career-long catch and run of 54 yards to the Butler 7 by Canyon Bauer on a middle screen from Gronowski. On the next play, Gronowski connected with Jaxon Janke over the middle for a touchdown.

The Jackrabbit lead grew to 21-7 three minutes into the second quarter as Gronowski hooked up with Jadon Janke in the right corner of the end zone for a 17-yard touchdown. That capped an 11-play, 65-yard drive that began late in the first quarter.

SDSU extended its lead to 28-7 heading into halftime after recovering a muffed punt in Butler territory. Five plays after the miscue, Gronowski tossed his third touchdown pass of the opening half as he found Zach Heins open down the right hash for a 28-yard touchdown.

It was more of the same in the second half as the Jackrabbits scored the first 17 points on a 27-yard field goal by Hunter Dustman in the third period and a pair of 2-yard touchdown runs by reserves Angel Johnson and Rudy Voss three minutes apart early in the fourth quarter. Voss' touchdown came after Aaron Wolcalle-Holsten recovered a fumble at the Butler 17 for the third Bulldog turnover of the night.

Butler managed a couple late scores against the Jackrabbit second and third units, ending the SDSU onslaught with a 33-yard field goal by Luka Zurak, followed by a 2-yard touchdown run by Bushka.

The Jackrabbits finished with their most prolific offensive performance of the season by far, racking up a 463-264 advantage in total offense. Gronowski ended the night 17-of-25 passing for 279 yards and added 55 rushing yards on eight attempts. Isaiah Davis led the ground game with 74 yards on 11 carries, while Jadon Janke tallied 87 receiving yards on five catches.

Bauer contributed career highs of five catches and 76 receiving yards for SDSU.

Bushka paced Butler with 211 yards through the air on 18-of-31 passing and gained a team-best 29 rushing yards on nine carries.

Daeton Mcgaughy led the SDSU defensive effort with seven tackles, followed by four each from fellow starting linebackers Adam Bock and Jason Freeman.

Will Mason was credited with a game-high eight tackles for Butler.



South Dakota State put up its most prolific offensive numbers of the young season, racking up 463 yards of total offense in a 45-17 home win over Butler.

SCORE BY QUARTERS	1	2	3	4	FINAL
Butler (2-1)	7	0	0	10	17
South Dakota State (2-1)	14	14	3	14	45

SCORING SUMMARY

1st	11:06	SDSU	– Mark Gronowski 1 yd run (Hunter Dustman kick)
1st	7:49	BU	– Luke Wooten 56 yd pass from Bret Bushka (Luka Zurak kick)
1st	5:02	SDSU	– Jaxon Janke 7 yd pass from Gronowski (Dustman kick)
2nd	12:08	SDSU	– Jadon Janke 17 yd pass from Gronowski (Dustman kick)
2nd	1:03	SDSU	– Zach Heins 28 yd pass from Gronowski (Dustman kick)
3rd	6:34	SDSU	– Dustman 27 yd field goal
4th	14:55	SDSU	– Angel Johnson 2 yd run (Jack Green kick)
4th	11:30	SDSU	– Rudy Voss 2 yd run (Green kick)
4th	5:38	BU	– Zurak 33 yd field goal
4th	1:56	BU	– Bushka 2 yd run (Zurak kick)

TEAM STATISTICS	BU	SDSU
FIRST DOWNS	13	24
RUSHES-YARDS (NET)	24-53	39-184
PASSING YDS (NET)	211	279
Passes Att-Comp-Int	31-18-1	26-17-0
TOTAL OFFENSE PLAYS-YARDS	55-264	65-463
Punt Returns-Yards	1-(-6)	3-3
Kickoff Returns-Yards	1-19	0-0
Interception Returns-Yards	0-0	1-0
Punts (Number-Avg)	5-41.8	2-46.5
Fumbles-Lost	2-2	0-0
Penalties-Yards	6-59	7-60
Possession Time	27:49	32:11
Third-Down Conversions	9 of 15	7 of 12
Fourth-Down Conversions	0 of 0	0 of 0
Red-Zone Scores-Chances	2-2	6-6
Sacks By: Number-Yards	0-0	0-0

RUSHING LEADERS: BU - Bret Bushka 9-29; A.J. Deinhart 9-17; Joey Such 5-8. SDSU - Isaiah Davis 11-74; Mark Gronowski 8-55; Josh Buri 8-29; Angel Johnson 3-12; Amar Johnson 4-11.

PASSING LEADERS: BU - Bret Bushka 18-31-1 211. SDSU - Mark Gronowski 17-25-0 279; Rudy Voss 0-1-0 0. **RECEIVING LEADERS:** BU - Joey Suchy 5-30; Luke Wooten 4-79; Tyler Adams 2-33; Jared Suchevits 2-13; Jeremy Johnson 2-5. SDSU - Jadon Janke 5-87; Canyon Bauer 5-76; Zach Heins 2-42; Jaxon Janke 2-21. **INTERCEPTIONS:** BU - none. SDSU - Cale Reeder 1-0. **SACKS:** BU - none. SDSU - none. **TACKLE LEADERS (UA-A-TOT):** BU - Will Mason 7-1-8; Nick Bafia 3-3-6; Thomas Rousseau 3-2-5. SDSU - Daeton Mcgaughy 5-2-7; Jason Freeman 4-0-4; Adam Bock 3-1-4.

2022 GAME RECAPS

#2/3 SDSU 28, #4/6 MISSOURI STATE 14

Sept. 24, 2022 • Robert W. Plaster Stadium (Att.: 13,189)

South Dakota State scored two touchdowns in the fourth quarter and the Jackrabbit defense turned in a strong performance throughout the afternoon to come away with a 28-14 victory over Missouri State in a battle between top-five programs in the Missouri Valley Football Conference opener for both teams Sept. 24 at Robert W. Plaster Stadium.

The Jackrabbits, tied for second in the Stats Perform media poll and third in the Football Championship Subdivision coaches' poll, improved to 3-1 overall. Missouri State, tied for fourth in the coaches' poll and sixth in the media poll, dropped to 2-2 on the season.

SDSU broke into the scoring column first, putting together a 10-play, 92-yard drive late in the first quarter that ended on a 3-yard touchdown pass from Mark Gronowski to Jadon Janke.

The Jackrabbits couldn't add to their lead in the opening half, however, as they missed three field goals. A 50-yard attempt on the opening drive of the game sailed wide left, while a 35-yard attempt in the second quarter was blocked and a 44-yarder on the final play of the half was also off the mark.

Meanwhile, the Jackrabbit defense harassed Missouri State quarterback and Walter Payton Award candidate Jason Shelley all day. SDSU defenders sacked Shelley three times in the first half and four times in the game, and also intercepted Shelley twice.

Colby Huerter recorded the first SDSU interception on a Shelley pass in the red zone on the Bears' first possession of the second half. The ensuing 70-yard return by Huerter put the ball at the MSU 24 and the Jackrabbits quickly cashed in. Four plays after the turnover, Gronowski found Jaxon Janke over the middle for a 13-yard touchdown and a 14-0 Jackrabbit lead.

Missouri State appeared to wrest the momentum away from the Jackrabbits later in the period as the Bears scored touchdowns on each of their next two possessions. Jacardia Wright finished off a six-play, 71-yard drive with a 15-yard touchdown run for the first score, then Shelley found Raylen Sharpe deep down the field on the first play of the next drive for a 67-yard touchdown.

As the game flipped to the fourth quarter, SDSU put together two methodical drives to take the victory. Zach Heins scored the go-ahead touchdown on a 21-yard pass down the middle to cap a 10-play, 70-yard march with 7 minutes, 59 seconds remaining in regulation. Heins set career highs with seven catches and 127 yards receiving.

Following MSU's seventh punt of the contest, the Jackrabbits covered 84 yards on seven plays, with Jadon Janke scoring his second touchdown of the game from 40 yards on a catch and run along the left sideline with 2:30 remaining. Jadon Janke finished with 102 yards on a career-high eight catches, while Jaxon Janke added six receptions for 83 yards.

A Matthew Durrance interception of Shelley in the end zone in the final minute secured the victory.

SDSU finished with a 475-258 advantage in total offense. Gronowski established new career highs with 22 completions — in 29 attempts — as well as 319 passing yards and four touchdown passes.

Isaiah Davis led the ground game with 83 yards on 20 carries.

Shelley ended the day 19-of-29 passing for 185 yards, while Wright paced the rushing attack with 63 yards on 13 carries and tallied a team-high five catches for 14 yards.

Adam Bock led SDSU with seven tackles, including a sack. Dillon Thomas recorded a game-high 11 tackles for the Bears.



Jarod DePriest recorded one of four sacks by the Jackrabbit defense in a 28-14 road win at Missouri State on Sept. 24.

SCORE BY QUARTERS	1	2	3	4	FINAL
South Dakota State (3-1, 1-0)	7	0	7	14	28
Missouri State (2-2, 0-1)	0	0	14	0	14

SCORING SUMMARY

1st	2:25	SDSU	–	Jadon Janke 3 yd pass from Mark Gronowski (Hunter Dustman kick)
3rd	10:00	SDSU	–	Jaxon Janke 13 yd pass from Gronowski (Dustman kick)
3rd	6:34	MSU	–	Jacardia Wright 15 yd run (Jose Pizano kick)
3rd	2:55	MSU	–	Raylen Sharpe 67 yd pass from Jason Shelley (Pizano kick)
4th	7:59	SDSU	–	Zach Heins 21 yd pass from Gronowski (Dustman kick)
4th	2:30	SDSU	–	Jadon Janke 40 yd pass from Gronowski (Dustman kick)

TEAM STATISTICS

	SDSU	MSU
FIRST DOWNS	24	14
RUSHES-YARDS (NET)	37-156	23-73
PASSING YDS (NET)	319	185
Passes Att-Comp-Int	29-22-0	29-19-2
TOTAL OFFENSE PLAYS-YARDS	66-475	52-258
Punt Returns-Yards	1-2	1-29
Kickoff Returns-Yards	2-44	5-73
Interception Returns-Yards	2-70	0-0
Punts (Number-Avg)	3-45.7	7-47.3
Fumbles-Lost	1-1	0-0
Penalties-Yards	6-59	4-55
Possession Time	34:55	25:05
Third-Down Conversions	6 of 12	3 of 12
Fourth-Down Conversions	0 of 1	2 of 2
Red-Zone Scores-Chances	2-3	1-2
Sacks By: Number-Yards	4-20	1-7

RUSHING LEADERS: SDSU - Isaiah Davis 20-83; Amar Johnson 7-42; Jaxon Janke 1-14; Jadon Janke 1-10; Mark Gronowski 7-9. MSU - Jacardia Wright 13-63; Jason Shelley 10-10. **PASSING LEADERS:** SDSU - Mark Gronowski 22-29-0 319. MSU - Jason Shelley 19-29-2 185. **RECEIVING LEADERS:** SDSU - Jadon Janke 8-102; Zach Heins 7-127; Jaxon Janke 6-83; Isaiah Davis 1-7. MSU - Jacardia Wright 5-14; Jordan Jones 4-43. **INTERCEPTIONS:** SDSU - Matthew Durrance 1-0; Colby Huerter 1-70. MSU - none. **SACKS:** SDSU - Ryan Van Marel 1.0-6; Jarod DePriest 1.0-5; Adam Bock 1.0-5; Cade Terveer 1.0-4. MSU - Jalen Williams 1.0-7. **TACKLE LEADERS (UA-A-TOT):** SDSU - Adam Bock 4-3-7; DyShawn Gales 3-0-3; Jason Freeman 2-1-3; Graham Spalding 2-1-3; Matthew Durrance 1-2-3; Reece Winkelman 1-2-3; Jarod DePriest 1-2-3. MSU - Dillon Thomas 7-4-11; Ferran Manuleleua 5-3-8; Kevin Ellis 4-1-5; Tahj Chambers 3-2-5; Von Young 3-2-5.

#2/3 SDSU 34, WESTERN ILLINOIS 10

Oct. 1, 2022 • Dana J. Dykhouse Stadium (Att.: 16,414)

Behind the rushing of Isaiah Davis, South Dakota State put together a number of time-consuming drives in posting a methodical 34-10 victory over Western Illinois Oct. 1 at Dana J. Dykhouse Stadium.

The Jackrabbits, ranked second in the Football Championship Subdivision media poll conducted by Stats Perform and third in the coaches' poll, won for the fourth consecutive game to improve to 4-1 overall and 2-0 in the Missouri Valley Football Conference. Western Illinois remained winless at 0-5 overall and 0-2 in league play.

Davis made his presence known from the get-go, carrying the ball on all six of the Jackrabbits' plays from scrimmage on their opening drive of the game. The junior from Joplin, Missouri, tallied 46 yards on the opening drive, including a 26-yard gain on the second play of the series, before finding paydirt from 2 yards out moments later to give SDSU a 7-0 lead after the extra point by Hunter Dustman.

After recovering a Western Illinois fumble in the red zone, SDSU put together its longest drive of the season for both plays (14) and time (7:08) on its next offensive possession, settling for a 27-yard field goal by Dustman for a 10-0 lead with under a minute to play in the first quarter.

The Fighting Leathernecks answered with a 35-yard field goal by Mason Laramie early in the second stanza, but the Jackrabbits built their advantage to 17-3 with a nine-play, 58-yard drive that ended on an 11-yard touchdown run by quarterback Mark Gronowski.

SDSU recovered the ball at the Western Illinois 21 after the ensuing kickoff held up in the wind and took a Jackrabbit bounce into the hands of Steven Arrell. However, the Jackrabbits couldn't cash in as Dustman's 33-yard field goal attempt was hooked left, keeping the score at 17-3 into intermission.

Dustman connected on a 25-yard field goal for the only points of the third quarter, capping a 12-play, 81-yard drive that chewed up nearly seven more minutes.

The Jackrabbits put the game away with touchdowns on back-to-back possessions in the fourth quarter. First, Gronowski hooked up with Jaxon Janke for a 19-yard touchdown and Davis followed moments later with a 12-yard scoring run. Davis, who tallied 199 yards on a career-high 27 carries, set up his second touchdown of the game with a season-long 38-yard run.

Western Illinois' lone touchdown was the result of a fortunate bounce. Naseim Brantley caught a pass near midfield and broke through several tackles on his way to end zone. The Jackrabbits' Arrell jarred the ball loose from Brantley from behind just before Brantley crossed the goal line; however, the Leathernecks' Jay Parker fell on the loose ball in the end zone to complete the 56-yard touchdown.

SDSU racked up nearly a 23-minute edge in time of possession (41:26 to 18:34) and ran 34 more offensive plays (80-34) in finishing with a 458-220 advantage in total offense. Gronowski completed 17-of-33 passes for 188 yards and connected with eight different receivers, including Jaxon Janke, who tied a career high with nine receptions for 94 yards.

SDSU's time of possession total was the second highest in the Division I era (since 2004), only four seconds behind a 41:30 performance against Southern Illinois in 2017.

The Jackrabbit defense limited WIU to 19 net yards rushing, extending SDSU's Division I-era record streak of holding opponents to less than 100 yards on the ground for the fifth consecutive game.



Isaiah Davis rushed for 199 yards and two touchdowns in South Dakota State's 34-10 home win over Western Illinois.

Adam Bock paced the SDSU defensive effort with 10 tackles, followed by five by Jason Freeman.

SCORE BY QUARTERS	1	2	3	4	FINAL
Western Illinois (0-5, 0-2)	0	3	0	7	10
South Dakota State (4-1, 2-0)	10	7	3	14	34

SCORING SUMMARY

1st	10:17	SDSU	-	Isaiah Davis 2 yd run (Hunter Dustman kick)
1st	00:57	SDSU	-	Dustman 27 yd field goal
2nd	11:51	WIU	-	Mason Laramie 35 yd field goal
2nd	4:11	SDSU	-	Mark Gronowski 11 yd run (Dustman kick)
3rd	3:55	SDSU	-	Dustman 25 yd field goal
4th	11:41	SDSU	-	Jaxon Janke 19 yd pass from Gronowski (Dustman kick)
4th	7:27	SDSU	-	Davis 12 yd run (Dustman kick)
4th	5:54	WIU	-	Jay Parker 0 yd fumble recovery (Laramie kick)

TEAM STATISTICS

	WIU	SDSU
FIRST DOWNS	11	28
RUSHES-YARDS (NET)	21-19	47-270
PASSING YDS (NET)	201	188
Passes Att-Comp-Int	25-13-1	33-17-0
TOTAL OFFENSE PLAYS-YARDS	46-220	80-458
Punt Returns-Yards	0-0	3-(-4)
Kickoff Returns-Yards	3-46	3-49
Interception Returns-Yards	0-0	1-0
Punts (Number-Avg)	5-33.6	4-39.0
Fumbles-Lost	3-1	0-0
Penalties-Yards	3-21	5-45
Possession Time	18:33	41:27
Third-Down Conversions	4 of 11	6 of 14
Fourth-Down Conversions	0 of 1	0 of 0
Red-Zone Scores-Chances	1-2	6-7
Sacks By: Number-Yards	2-16	3-25

RUSHING LEADERS: WIU - Jaylen Reed 8-22; Ludovick Choquette 4-12. SDSU - Isaiah Davis 27-199; Amar Johnson 9-33; Josh Buri 4-21; Angel Johnson 2-18; Mark Gronowski 3-8. **PASSING LEADERS:** WIU - Clay Bruno 10-20-1 129; Henry Ogala 3-5-0 72. SDSU - Mark Gronowski 17-33-0 188. **RECEIVING LEADERS:** WIU - Naseim Brantley 4-107; Jaylin Jackson 2-26; Jay Parker 2-16; Jafar Armstrong 2-11. SDSU - Jaxon Janke 9-94; Isaiah Davis 2-16; Jadon Janke 1-20; A.J. Coons 1-19; Mike Morgan 1-18; Devon Cole Jr. 1-12; Zach Heins 1-6; Amar Johnson 1-3. **INTERCEPTIONS:** WIU - none. SDSU - DyShawn Gales 1-0. **SACKS:** WIU - Jake Detiveaux 1-0-8; Brian Bruce 1-0-8. SDSU - Reece Winkelman 1-0-10; Caleb Sanders 1-0-8; Max Baloun 1-0-7. **TACKLE LEADERS (UA-A-TOT):** WIU - T.J. Limehouse 9-2-11; Sam Cook 8-0-9; Juan DeLaCruz 4-4-8. SDSU - Adam Bock 8-2-10; Jason Freeman 5-0-5; DyShawn Gales 3-0-3; Cale Reeder 1-2-3; Daeton Mcgaughy 1-2-3.

2022 GAME RECAPS

#2/3 SDSU 28, SOUTH DAKOTA 3

Oct. 8, 2022 • Dana J. Dykhouse Stadium (Att.: 19,332)

A ball-control offense and a stifling defense that registered seven sacks lifted South Dakota State to a 28-3 victory over in-state rival South Dakota before a sold-out Dana J. Dykhouse Stadium.

Playing before the second-largest crowd in stadium history at 19,332 fans, the Jackrabbits ran their winning streak to five games to improve to 5-1 overall and 3-0 in the Missouri Valley Football Conference. USD dropped to 1-4 overall and 0-2 in league play. SDSU entered the matchup ranked second in the Football Championship Subdivision media poll conducted by Stats Perform and third in the American Football Coaches Association rankings.

SDSU overcame a slow start after spotting USD an early 3-0 lead and being in danger of going down two scores. The Coyotes took the opening kickoff and marched 50 yards on eight plays before settling for a 37-yard field goal by Eddie Ogamba four minutes into the contest. A 29-yard run by Travis Theis on third-and-3 on the first set of downs put USD in field goal position.

The Jackrabbits came up empty on their first three possessions, punting twice before having a 53-yard field goal attempt blocked.

As action moved to the second quarter, USD was on the brink of extending its lead after taking over at the Jackrabbit 9-yard line after a muffed punt. However, SDSU safety Cale Reeder came with a game-changing play by intercepting Coyote quarterback Carson Camp in the end zone on third-and-goal from the 8.

It was the second interception of the game by the Jackrabbits, following a pickoff by Dalys Beanum on the Coyotes' second drive of the game. Beanum added a blocked kick on a 50-yard field goal attempt later in the second quarter.

The SDSU offense built off the new-found momentum with a nine-play, 80-yard drive that ended with a 28-yard catch and run to the end zone by Jaxon Janke on a pass over the middle by Mark Gronowski.

The Jackrabbits built their lead to 14-3 later in the second quarter on a 47-yard touchdown run by Isaiah Davis, who broke a couple tackles near the line of scrimmage before running away from the USD defense for his longest carry of the season.

SDSU imposed its will in the second half, racking up more than 12 minutes in time of possession in the third quarter alone and scoring a pair of touchdowns to put the game away. After receiving the second-half kickoff, the Jackrabbits strung together an eight-play, 70-yard drive that was capped by a 5-yard Davis touchdown run. That was followed by a methodical 15-play, 80-yard march that chewed up more than eight minutes and bridged into the fourth quarter before Davis plunged in from a yard out for his third touchdown of the game.

Davis ended the afternoon with 108 yards on 15 carries. Gronowski completed 12-of-20 passes for 136 yards, while Jaxon Janke led the receiving corps with four catches for 76 yards.

Overall, the Jackrabbits held a 344-136 advantage in total offense. USD managed only 44 yards through the air as Camp completed only 5-of-12 passes. Theis paced the Coyotes on the ground with 73 yards on 13 carries.

USD picked up only six first downs in the contest, compared to 22 by SDSU, and went 3-of-14 on third-down attempts.



A swarming Jackrabbit defense recorded seven sacks and limited South Dakota to 136 yards of total offense in a 28-3 victory before a sold-out home crowd of 19,332.

Adam Bock, Reeder and Jason Freeman each tallied a team-high seven tackles for the Jackrabbits, with Bock notching a pair of sacks and Freeman and Reeder each being credited with one. Reece Winkelman added five stops, including 1.5 sacks.

Stephen Hillis made a game-high 11 tackles for USD.

SCORE BY QUARTERS	1	2	3	4	FINAL
South Dakota (1-4, 0-2)	3	0	0	0	3
South Dakota State (5-1, 3-0)	0	14	7	7	28

SCORING SUMMARY

1st	11:18	USD	– Eddie Ogamba 37 yd field goal
2nd	9:29	SDSU	– Jaxon Janke 28 yd pass from Mark Gronowski (Hunter Dustman kick)
2nd	2:43	SDSU	– Isaiah Davis 47 yd run (Dustman kick)
3rd	10:26	SDSU	– Davis 5 yd run (Dustman kick)
4th	14:21	SDSU	– Davis 1 yd run (Dustman kick)

TEAM STATISTICS	USD	SDSU
FIRST DOWNS	6	22
RUSHES-YARDS (NET)	36-92	43-208
PASSING YDS (NET)	44	136
Passes Att-Comp-Int	12-5-2	21-12-1
TOTAL OFFENSE PLAYS-YARDS	48-136	64-344
Punt Returns-Yards	0-0	2-6
Kickoff Returns-Yards	4-108	0-0
Interception Returns-Yards	1-38	2-0
Punts (Number-Avg)	6-46.5	4-41.5
Fumbles-Lost	0-0	1-1
Penalties-Yards	10-91	6-38
Possession Time	26:19	33:51
Third-Down Conversions	3 of 14	4 of 12
Fourth-Down Conversions	1 of 2	2 of 2
Red-Zone Scores-Chances	1-3	2-2
Sacks By: Number-Yards	0-0	7-28

RUSHING LEADERS: USD - Travis Theis 13-73; Shomari Lawrence, 13-39. SDSU - Isaiah Davis 15-108; Amar Johnson 14-53; Mark Gronowski 9-43. **PASSING LEADERS:** USD - Carson Camp 5-12-2 44. SDSU - Mark Gronowski 12-20-1 136; Jadon Janke 0-1-0 0. **RECEIVING LEADERS:** USD - Carter Bell 2-13; Javion Phelps 1-17; J.J. Galbreath 1-8; Jack Martens 1-6. SDSU - Jaxon Janke 4-76; Tyler Feldkamp 3-30; Jadon Janke 2-16; Isaiah Davis 1-6; Mike Morgan 1-4; Zach Heins 1-4. **INTERCEPTIONS:** USD - Josh Manchigiah 1-38. SDSU - Dalys Beanum 1-0; Cale Reeder 1-0. **SACKS:** USD - none. SDSU - Adam Bock 2.0-9; Reece Winkelman 1.5-9; Caden Johnson 1.0-4; Jason Freeman 1.0-2; Cale Reeder 1.0-2; Cade Terveer 0.5-2. **TACKLE LEADERS (UA-A-TOT):** USD - Stephen Hillis 6-5-11; Michael Scott 4-5-9; Josh Manchigiah 4-2-6; Nick Gaes 2-3-5. SDSU - Adam Bock 3-4-7; Jason Freeman 4-3-7; Cale Reeder 6-1-7; Cade Terveer 2-3-5; Reece Winkelman 4-1-5.

#2/3 SDSU 23, #1/1 NORTH DAKOTA STATE 21

Oct. 15, 2022 • Fargodome (Att.: 18,603)

FARGO, N.D. —South Dakota State dominated the second half, outscoring North Dakota State, 16-0, to pull out a 23-21 victory Saturday afternoon at the Fargodome in a battle between the top-two ranked teams in the Football Championship Subdivision.

The Jackrabbits, ranked second in the Stats Perform media poll and third by the FCS coaches, extended their winning streak to six games in improving to 6-1 overall and 4-0 in the Missouri Valley Football Conference. NDSU, ranked No. 1 in both polls, fell to 5-2 overall and 3-1 in league play. SDSU also ran its winning streak in the Dakota Marker series to three games.

Early on, it appeared as though the game would be a shootout. Both teams scored on their first possessions of the game, with the Bison taking the opening kickoff and marching 75 yards on seven plays, culminating with a 22-yard touchdown pass from Cam Miller to D.J. Hart.

SDSU answered with an 11-play, 75-yard drive of its own that featured Isaiah Davis breaking a number of tackles on his way to the end zone for a 24-yard touchdown run.

The Bison needed only three plays on their next drive, quickly responding with plays of 25 and 29 yards before Miller found paydirt from 6 yards out.

NDSU made it three touchdowns in its first three possessions early in the second quarter. After converting on fourth-and-1 from midfield, Miller looped a pass over the middle to a wide-open Hunter Luepke for a 30-yard touchdown and a 21-7 lead.

Later in the period, the Bison were again knocking on the door, but a Jackrabbit interception in the end zone changed the complexion of the game for the second week in a row. This time, Colby Huerter leaped in front of a Bison receiver on a pass from backup quarterback Cole Payton to thwart the drive and keep SDSU within striking distance.

SDSU continued its recent third-quarter dominance by outscoring Bison, 10-0, with scores on its two drives out of the locker room. Hunter Dustman connected on a 31-yard field goal on the initial drive of the second half and reserve running back Amar Johnson weaved his way through the NDSU defense for a 16-yard touchdown run on its next trip down the field. The Jackrabbits were a combined 4-for-5 on third-down attempts on the two drives and an efficient 7-for-13 for the game.

While the Jackrabbit offense began to click, the SDSU defense also rose to the occasion by holding the Bison to 28 rushing yards in the second half and forcing the Bison to punt three times in pitching a shutout over the final 41 minutes of the contest.

The Jackrabbits pulled to within 21-20 on a 38-yard field goal by Dustman with 10 minutes and 25 second to play, then put together the game-winning drive on their next possession. Taking over at their own 41 midway through the quarter, wide receiver Jadon Janke rolled around left end on a forward pitch for a 39-yard gain to the NDSU 20 on the first play of the drive and Johnson carried four plays in a row for 19 more yards to the Bison 1-yard line. However, Isaiah Davis was stopped short of the goal line on third-and-goal, and SDSU opted to take the lead on a field goal, which Dustman delivered from 18 yards out, for a 23-21 advantage with 3:49 to play.

On the ensuing possession, NDSU picked up a pair of first downs to move the ball into Jackrabbit territory at the 49. A short run and three incomplete passes later, the last of which was broken up by Dalys BeNUM, sealed the Jackrabbit victory as they were able to run out the clock following a 14-yard run by Gronowski.

SDSU finished with a narrow 359-354 advantage in total offense as Davis rushed 14 times for 114 yards and Johnson ended the afternoon with 89 yards



Reserve running back Amar Johnson featured prominently in the Jackrabbits' second-half comeback at North Dakota State, scoring on a 16-yard touchdown run in the third quarter en route to 89 yards on 12 carries. He also caught two passes for 19 yards.

on 12 carries. Gronowski completed 16-of-21 passes for 152 yards, with Jadon Janke leading the receiving corps with seven catches for 83 yards.

Miller, who started the game by completing his first 13 pass attempts, finished 17-of-22 passing for 227 yards. Zach Mathis caught five passes for 53 yards, while Luepke rushed 15 times for 58 yards.

Adam Bock led the resurgent Jackrabbit defense with seven tackles, followed by six stops by Isaiah Stalbird.

SCORE BY QUARTERS	1	2	3	4	FINAL
South Dakota State (6-1, 4-0)	7	0	10	6	23
North Dakota State (5-2, 3-1)	14	7	0	0	21

SCORING SUMMARY

1st	11:07	NDSU	- D.J. Hart 22 yd pass from Cam Miller (Griffin Crosa kick)
1st	4:21	SDSU	- Isaiah Davis 24 yd run (Hunter Dustman kick)
1st	3:02	NDSU	- Miller 6 yd run (Crosa kick)
2nd	11:08	NDSU	- Hunter Luepke 30 yd pass from Miller (Crosa kick)
3rd	10:47	SDSU	- Dustman 31 yd field goal
3rd	3:03	SDSU	- Amar Johnson 16 yd run (Dustman kick)
4th	10:25	SDSU	- Dustman 38 yd field goal
4th	3:49	SDSU	- Dustman 18 yd field goal

TEAM STATISTICS

	SDSU	NDSU
FIRST DOWNS	18	17
RUSHES-YARDS (NET)	37-207	29-127
PASSING YDS (NET)	152	227
Passes Att-Comp-Int	21-16-0	23-17-1
TOTAL OFFENSE PLAYS-YARDS	58-359	52-354
Punt Returns-Yards	0-0	3-13
Kickoff Returns-Yards	0-0	3-71
Interception Returns-Yards	1-18	0-0
Punts (Number-Avg)	3-42.7	4-39.2
Fumbles-Lost	1-0	1-0
Penalties-Yards	7-40	5-57
Possession Time	34:35	25:25
Third-Down Conversions	7 of 13	4 of 10
Fourth-Down Conversions	0 of 0	1 of 2
Red-Zone Scores-Chances	4-4	1-2
Sacks By: Number-Yards	0-0	3-23

RUSHING LEADERS: SDSU - Isaiah Davis 14-114; Amar Johnson 12-89; Josh Buri 1-3; Mark Gronowski 9-2. NDSU - Hunter Luepke 15-58; Dominic Gonnella 3-25; Cam Miller 8-19; Cole Payton 1-16; TaMerik Williams 1-5; T.K. Marshall 1-4. **PASSING LEADERS:** SDSU - Mark Gronowski 16-21-0 152. NDSU - Cam Miller 17-22-0 227; Cole Payton 0-1-1 0. **RECEIVING LEADERS:** SDSU - Jadon Janke 7-83; Jaxon Janke 4-27; Zach Heins 2-20; Amar Johnson 2-19; Canyon Bauer 1-3. NDSU - Zach Mathis 5-53; D.J. Hart 4-59; Joe Stoffel 2-18; TaMerik Williams 2-12. **INTERCEPTIONS:** SDSU - Colby Huerter 1-18. NDSU - none. **SACKS:** SDSU - none. NDSU - Marques Sigle 1.0-8; Spencer Waage 1.0-8; Luke Weerts 1.0-7. **TACKLE LEADERS (JA-A-TOT):** SDSU - Adam Bock 1-6-7; Isaiah Stalbird 5-1-6; Colby Huerter 3-2-5; Graham Spalding 1-4-5. NDSU - Michael Tutsie 3-6-9; James Kaczor 4-3-7; Luke Weerts 3-4-7; Nick Kubitz 4-1-5; Destin Talbert 3-2-5.

2022 GAME RECAPS

#1/1 SDSU 49, #20 NORTH DAKOTA 35

Oct. 22, 2022 • Alerus Center (Att.: 11,067)

GRAND FORKS, N.D. — For the second week in a row the top-ranked South Dakota State football team was on the ropes early on the road, but once again the Jackrabbits owned the second half to down 20th-ranked North Dakota, 49-35, at the Alerus Center.

SDSU scored 35 consecutive points in the middle portion of the game, including a 21-0 outburst in the third quarter to run its winning streak to seven and improve to 7-1 overall. Coupled with Southern Illinois' loss at South Dakota, the Jackrabbits took over sole possession of first place in the Missouri Valley Football Conference with a 5-0 mark.

UND dropped to 4-3 overall and 3-2 in the MVFC.

The Fighting Hawks built a 14-0 lead in the first seven minutes of the game. UND took the opening kickoff and finished a six-play, 75-yard drive with a 10-yard touchdown pass from Tommy Schuster to Bo Belquist.

Belquist set up the next Fighting Hawk touchdown with a 61-yard punt return to the SDSU 11. Five plays later, backup quarterback Quincy Vaughn plunged in from a yard out.

With UND looking to go up three scores on its next possession, the Jackrabbits were able to stem the tide as DyShawn Gales picked off a pass and rolled 31 yards to the end zone to cut the deficit to 14-7 with 4:20 to play in the first half.

The two squads traded touchdowns in the second quarter, although UND went back up by 14 on a 2-yard touchdown run by Tyler Hoosman that came after a 34-yard flea flicker pass from Schuster to Jack Wright.

What followed was a Jackrabbit avalanche.

SDSU put together its best offensive drive of the first half in the closing minutes, covering 75 yards on eight plays, with the final 32 yards coming on a touchdown pass from Mark Gronowski to Tucker Kraft, the latter of whom returned to the lineup after missing the last six games due to injury.

SDSU put together a six-play, 66-yard touchdown drive to open the second half and knot the game at 21-all. Jaxon Janke, who had an 18-yard reception earlier in the drive, capped the march with a 10-yard catch and run.

A flurry of more big plays followed, starting with a 58-yard punt return by Jadon Janke to the UND 8-yard line that led to a 2-yard touchdown pass from Gronowski to Zach Heins for the Jackrabbits' first lead of the game at 28-21.

On the Fighting Hawks' first play from scrimmage on the ensuing drive, Quinton Hicks forced a fumble and Isaiah Stalbird's recovery and 8-yard return to the UND 17 produced another short field for the Jackrabbits. First, Gronowski caught a throw-back pass from Jadon Janke for 16 yards, then the sophomore quarterback scored from a yard out on the next play.

Gronowski would score again on a 10-yard run early in the fourth quarter and Amar Johnson added a 1-yard touchdown run midway through the final stanza to close out the Jackrabbits' scoring.

The Fighting Hawks scored a pair of touchdowns in the fourth quarter on a 9-yard Schuster run and their second blocked punt of the game resulted in an 11-yard touchdown.

Gronowski accounted for a career-high five touchdowns — three passing and two rushing — and finished the game 15-of-20 passing for 197 yards. He also gained 20 yards on six carries while Johnson, playing in place of an injured Isaiah Davis, led SDSU with 71 yards on 14 carries.

Jadon Janke tallied five catches for 86 yards, with Kraft adding three receptions for 53 yards. Kraft also returned an onside kick 30 yards to set up SDSU's final score of the contest.

UND finished with a 365-308 advantage in total offense as Schuster completed 27-of-39 passes for 291 yards, but was sacked five times. Hoosman carried 15 times for 44 yards.



DyShawn Gales returned a first-quarter interception 31 yards for a touchdown to help top-ranked South Dakota State erase an early 14-0 deficit at North Dakota. The Jackrabbits forced three turnovers in the 49-35 road win.

Stalbird and Jason Freeman each were credited with eight tackles to lead the Jackrabbits.

SCORE BY QUARTERS	1	2	3	4	FINAL
South Dakota State (7-1, 5-0)	7	7	21	14	49
North Dakota (4-3, 3-2)	14	7	0	14	35

SCORING SUMMARY

1st	12:20	UND	– Bo Belquist 10 yd pass from Tommy Schuster (Brady Stevens kick)
1st	8:06	UND	– Quincy Vaughn 1 yd run (Stevens kick)
1st	4:20	SDSU	– DyShawn Gales 31 yd interception return (Hunter Dustman kick)
2nd	5:28	UND	– Tyler Hoosman 2 yd run (Stevens kick)
2nd	1:55	SDSU	– Tucker Kraft 32 yd pass from Mark Gronowski (Dustman kick)
3rd	11:48	SDSU	– Jaxon Janke 10 yd pass from Gronowski (Dustman kick)
3rd	7:11	SDSU	– Zach Heins 2 yd pass from Gronowski (Dustman kick)
3rd	6:42	SDSU	– Gronowski 1 yd run (Dustman kick)
4th	10:32	SDSU	– Gronowski 10 yd run (Dustman kick)
4th	6:44	UND	– Schuster 9 yd run (Stevens kick)
4th	6:14	SDSU	– Amar Johnson 1 yd run (Dustman kick)
4th	1:10	UND	– Marcus Vaughn-Jones 11 yd blocked punt return (Stevens kick)

TEAM STATISTICS

	SDSU	UND
FIRST DOWNS	15	22
RUSHES-YARDS (NET)	25-95	38-74
PASSING YDS (NET)	213	291
Passes Att-Comp-Int	22-17-0	40-27-2
TOTAL OFFENSE PLAYS-YARDS	47-308	78-365
Punt Returns-Yards	1-58	3-90
Kickoff Returns-Yards	2-58	2-53
Interception Returns-Yards	2-31	0-0
Punts (Number-Avg)	5-28.6	4-35.8
Fumbles-Lost	0-0	2-1
Penalties-Yards	7-73	1-10
Possession Time	23:40	36:20
Third-Down Conversions	3 of 8	8 of 17
Fourth-Down Conversions	0 of 0	1 of 3
Red-Zone Scores-Chances	5-5	4-4
Sacks By: Number-Yards	5-38	1-6

RUSHING LEADERS: SDSU - Amar Johnson 14-71; Mark Gronowski 6-20; Mike Morgan 1-3; Angel Johnson 1-2; Josh Buri 1-1. UND - Tyler Hoosman 15-44; Tommy Schuster 15-21; Isaiah Smith 5-7; Quincy Vaughn 3-2. **PASSING LEADERS:** SDSU - Mark Gronowski 15-20-0 197; Jadon Janke 1-1-0 16; Keaton Heide 1-1-0 0. UND - Tommy Schuster 27-39-2 291. **RECEIVING LEADERS:** SDSU - Jadon Janke 5-86; Tucker Kraft 5-53; Jaxon Janke 3-33; Zach Heins 2-9. UND - Bo Belquist 6-82; Jack Wright 4-44; Tyler Hoosman 4-42; Red Wilson 3-24; Isaiah Smith 3-16. **INTERCEPTIONS:** SDSU - DyShawn Gales 1-31; Malik Lofton 1-0. UND - none. **SACKS:** SDSU - Jarod DePriest 1.0-18; Colby Huertler 1.0-10; Reece Winkelman 1.0-6; Caleb Sanders 1.0-3; Quinton Hicks 1.0-1. UND - Wyatt Pedigo 1.0-6. **TACKLE LEADERS (UA-A-TOT):** SDSU - Isaiah Stalbird 8-0-8; Jason Freeman 6-2-8; Payton Shafer 5-1-6; Graham Spalding 4-1-5. UND - Kadon Kauppinen 1-6-7; Wyatt Pedigo 4-2-6; Caden White 4-1-5; C.J. Siegel 4-0-4.

#1/1 SDSU 49, INDIANA STATE 7

Oct. 29, 2022 • Dana J. Dykhouse Stadium (Att.: 19,041)

South Dakota State scored touchdowns on each of its first seven offensive possessions to roll past Indiana State, 49-7, before a Hobo Day crowd of 19,041 at Dana J. Dykhouse Stadium.

With their eighth consecutive victory, the top-ranked Jackrabbits improved to 8-1 overall and remained alone atop the Missouri Valley Football Conference standings at 6-0. Indiana State dropped to 1-7 overall and 0-5 in league play.

SDSU used a mix of running and passing throughout the day to rack up 409 yards of total offense. The first three Jackrabbit touchdowns all came on the ground as junior running back Isaiah Davis bookended scoring runs of 4 and 10 yards around a 2-yard run by quarterback Mark Gronowski for a 21-0 lead a minute into the second quarter. Gronowski's touchdown run came after a 49-yard punt return by Jaxon Janke, while Davis' second score was set up by an interception by Jackrabbit cornerback Dalys Beanum.

Indiana State scored its lone touchdown of the game on a 25-yard pass from Cade Chambers to Harry Van Dyne with 9:43 remaining in the second quarter, but the Jackrabbits turned to the passing game for a pair of scores to close out the first half for a 35-7 advantage. Gronowski connected with Jadon Janke on an 11-yard scoring strike and later directed the offense in the final minute of the half by completing 6-of-7 pass attempts for 61 yards, the last two yards coming on a touchdown pass to tight end Mike Morgan.

It was more of the same in the third quarter as the Jackrabbits put two more touchdowns on the board. Tucker Kraft continued his comeback from injury by scoring on a 21-yard catch and run from Gronowski on the opening drive of the half, marking his second touchdown in as many games.

Amar Johnson, who led SDSU in the rushing department with 75 yards on 10 carries, capped the scoring with a 2-yard touchdown run later in the third quarter.

Gronowski ended the day 22-of-28 passing and connected with eight different receivers for 233 yards. Jaxon Janke tallied five catches for 82 yards, with Kraft adding five catches for 59 yards. Fellow tight end Zach Heins contributed four receptions for 38 yards.

For Indiana State, Chambers completed 11-of-24 passes for 114 yards, with Dante Hendrix leading the Sycamores with four catches for 41 yards. Justin Dinka paced the ground game with 52 yards on 16 carries.

Jason Freeman led a Jackrabbit defense, which limited Indiana State to 260 yards of total offense, with 10 tackles. Saiveon Williamson contributed five stops.

SCORE BY QUARTERS	1	2	3	4	FINAL
Indiana State (1-7, 0-5)	0	7	0	0	7
South Dakota State (8-1, 6-0)	14	21	14	0	49

SCORING SUMMARY

1st	9:31	SDSU	- Isaiah Davis 4 yd run (Hunter Dustman kick)
1st	1:52	SDSU	- Mark Gronowski 2 yd run (Dustman kick)
2nd	14:13	SDSU	- Davis 10 yd run (Dustman kick)
2nd	9:43	INS	- Harry Van Dyne 25 yd pass from Cade Chambers (Ryan O'Grady kick)
2nd	5:19	SDSU	- Jadon Janke 11 yd pass from Gronowski (Dustman kick)
2nd	00:03	SDSU	- Mike Morgan 2 yd pass from Gronowski (Dustman kick)
3rd	10:56	SDSU	- Tucker Kraft 21 yd pass from Gronowski (Dustman kick)
3rd	4:50	SDSU	- Amar Johnson 2 yd run (Dustman kick)



Tight end Tucker Kraft continued his comeback from injury by catching five passes for 59 yards, including a 21-yard touchdown in the third quarter, as the Jackrabbits posted a 49-7 Hobo Day victory over Indiana State.

TEAM STATISTICS	INS	SDSU
FIRST DOWNS	15	24
RUSHES-YARDS (NET)	34-106	31-162
PASSING YDS (NET)	154	247
Passes Att-Comp-Int	32-13-1	31-25-0
TOTAL OFFENSE PLAYS-YARDS	66-260	62-409
Punt Returns-Yards	1-13	2-50
Kickoff Returns-Yards	0-0	3-71
Interception Returns-Yards	0-0	0-0
Punts (Number-Avg)	3-38.0	2-49.0
Fumbles-Lost	2-1	0-0
Penalties-Yards	2-27	8-54
Possession Time	29:18	30:42
Third-Down Conversions	3 of 15	6 of 9
Fourth-Down Conversions	5 of 8	1 of 1
Red-Zone Scores-Chances	0-1	6-6
Sacks By: Number-Yards	0-0	1-4

RUSHING LEADERS: INS - Justin Dinka 16-52; Tee Hodge 13-30; Geoffrey Brown 1-29. SDSU - Amar Johnson 10-75; Isaiah Davis 7-37; Angel Johnson 5-32; Mark Gronowski 2-9; Josh Buri 2-6; Keaton Heide 2-4; Tucker Kraft 1-2. **PASSING LEADERS:** INS - Cade Chambers 11-24-1 114; Gavin Screws 2-8-0 40. SDSU - Mark Gronowski 22-28-0 233; Keaton Heide 3-3-0 14. **RECEIVING LEADERS:** INS - Dante Hendrix 4-41; Harry Van Dyne 3-39; Tee Hodge 2-29. SDSU - Jaxon Janke 5-82; Tucker Kraft 5-59; Zach Heins 4-38; Amar Johnson 2-22; Jadon Janke 2-20; Mike Morgan 2-10; Landon Wolf 2-10. **INTERCEPTIONS:** INS - none. SDSU - Dalys Beanum 1-10. **SACKS:** INS - none. SDSU - Quinton Hicks 1.0-4. **TACKLE LEADERS (JA-A-TOT):** INS - Rylan Cole 5-2-7; Michael Lufile 4-2-6; Bilhal Kone 4-0-4; Omar Jackson 4-0-4; Geoffrey Brown 3-1-4; Maddix Blackwell 3-1-4; Garret Ollendieck 2-2-4; Johnathan Edwards 2-2-4. SDSU - Jason Freeman 4-6-10; Saiveon Williamson 4-1-5; Payton Shafer 2-2-4; Quinton Hicks 2-1-3; Adam Kusler 2-1-3; Brian Williams 1-2-3; Isaiah Stalbird 1-2-3.

2022 GAME RECAPS

#1/1 SDSU 31, NORTHERN IOWA 28

Nov. 5, 2022 • UNI-Dome (Att.: 9,449)

CEDAR FALLS, Iowa — South Dakota State's Hunter Dustman booted a 26-yard field goal with no time left on the clock, lifting the top-ranked Jackrabbits to a 31-28 victory over Northern Iowa and securing at least a share of the Missouri Valley Football Conference title.

The Jackrabbits, who tied a school record with their ninth consecutive victory, improved to 9-1 overall and remained undefeated in league play with a 7-0 mark. SDSU also will receive the MVFC's automatic berth into the Football Championship Subdivision playoffs, marking the program's 11th consecutive postseason appearance.

UNI, which was receiving votes in both the Stats Perform media poll and AFCA coaches' poll, fell to 5-5 overall and 4-3 in the MVFC.

Dustman's heroics came after the Jackrabbits forced UNI to punt after Caleb Sanders recorded his third sack of the game and the fifth by SDSU in the contest. Jadon Janke fielded a line-drive punt at his own 42 and returned it 19 yards to the Panthers' 39 with 1 minute and 8 seconds remaining and the game tied at 28-all.

SDSU advanced the ball on the ground to the UNI 18, but Dustman's first attempt against a heavy rush at a 35-yard field goal was hooked to the left as time expired. However, the Panthers were flagged for leaping, which moved the ball to the 9 for an untimed down. This time, Dustman split the uprights from 26 yards out for his third field goal of the game and his second game-winning kick of the season.

A junior from East Bethel, Minnesota, Dustman gave the Jackrabbits a 3-0 lead on a 23-yard field goal in the first quarter and connected on a career-long 45-yarder on the final play of the first half for a 20-14 SDSU lead at intermission.

SDSU went up by two scores at 28-14 on the opening drive of the second half, putting together a nine-play, 72-yard drive that culminated with a 16-yard touchdown run by Amar Johnson. Isaiah Davis added the two-point conversion on a pass from Mark Gronowski.

Northern Iowa came back to tie the game behind the play of quarterback Theo Day, who tossed a 21-yard touchdown pass to Logan Wolf in the third quarter and ran for a 2-yard game-tying score with 4:41 to play in the fourth quarter. Day ended the day 16-of-30 passing for 270 yards, but was intercepted twice.

UNI gained its only lead of the game at 7-3 in the first minute of the second quarter, when Vance McShane was stacked up at the line of scrimmage but bounced outside around right end for a 34-yard touchdown run.

The Jackrabbits came back with touchdowns on their next two drives for a 17-7 lead. Isaiah Davis plunged in from a yard out for the first score, while Jadon Janke caught a 22-yard touchdown from Gronowski after he gave SDSU great field position after a 20-yard punt return. A 57-yard catch and run by tight end Tucker Kraft set up Davis' score.

Janke tallied 78 yards on five punt returns and another 18 yards on a kickoff return. His touchdown catch was his only reception of the game.

UNI trimmed the deficit back to 17-14 on a 22-yard touchdown pass from Day to Desmond Hutson with 92 seconds remaining in the first half, but the Jackrabbits worked the two-minute drill to perfection to push the lead back to six at the close of the first half.

SDSU finished with a 427-358 advantage in total offense as Gronowski completed 21-of-34 passes for 263 yards. Davis carried 24 times for 105 yards and added five catches for 34 yards. Kraft and Jaxon Janke each finished with four catches for 69 and 60 yards, respectively.



Hunter Dustman kicked a 26-yard field goal with no time remaining in the game to lift South Dakota State to a 31-28 victory at Northern Iowa that clinched at least a share of the Missouri Valley Football Conference title for the Jackrabbits.

Jason Freeman was credited with six tackles, including a sack, to lead the Jackrabbit defense. UNI's Korby Sander registered a game-high 14 tackles, followed by 13 from Spencer Cuvelier.

SCORE BY QUARTERS	1	2	3	4	FINAL
South Dakota State (9-1, 7-0)	3	17	8	3	31
Northern Iowa (5-5, 4-3)	0	14	7	7	28

SCORING SUMMARY

1st	6:27	SDSU	—	Hunter Dustman 23 yd field goal
2nd	14:12	UNI	—	Vance McShane 34 yd run (Matthew Cook kick)
2nd	10:30	SDSU	—	Isaiah Davis 1 yd run (Dustman kick)
2nd	7:48	SDSU	—	Jadon Janke 22 yd pass from Mark Gronowski (Dustman kick)
2nd	1:32	UNI	—	Desmond Hutson 22 yd pass from Theo Day (Cook kick)
2nd	00:00	SDSU	—	Dustman 45 yd field goal
3rd	10:59	SDSU	—	Amar Johnson 16 yd run (Davis pass from Gronowski)
3rd	8:33	UNI	—	Logan Wolf 21 yd pass from Day (Cook kick)
4th	4:41	UNI	—	Day 2 yd run (Cook kick)
4th	00:00	SDSU	—	Dustman 26 yd field goal

TEAM STATISTICS

	SDSU	UNI
FIRST DOWNS	22	18
RUSHES-YARDS (NET)	39-164	29-88
PASSING YDS (NET)	263	270
Passes Att-Comp-Int	34-21-1	30-16-2
TOTAL OFFENSE PLAYS-YARDS	73-427	59-358
Punt Returns-Yards	5-78	0-0
Kickoff Returns-Yards	1-18	1-24
Interception Returns-Yards	2-0	1-0
Punts (Number-Avg)	6-39.7	6-45.0
Fumbles-Lost	0-0	0-0
Penalties-Yards	10-74	8-59
Possession Time	33:36	26:24
Third-Down Conversions	10 of 17	4 of 12
Fourth-Down Conversions	0 of 0	1 of 1
Red-Zone Scores-Chances	4-4	1-1
Sacks By: Number-Yards	5-39	0-0

RUSHING LEADERS: SDSU - Isaiah Davis 24-105; Amar Johnson 11-39; Mark Gronowski 4-20. UNI - Vance McShane 8-62; Dom Williams 11-41. **PASSING LEADERS:** SDSU - Mark Gronowski 21-34-1 263. UNI - Theo Day 16-30-2 270. **RECEIVING LEADERS:** SDSU - Isaiah Davis 5-34; Tucker Kraft 4-69; Jaxon Janke 4-60; Zach Heins 3-32; Amar Johnson 2-16. UNI - Sam Schnee 4-69; Logan Wolf 4-46; Deion McShane 3-40; Sergio Morancy 2-65; Desmond Hutson 2-28. **INTERCEPTIONS:** SDSU - Chase Norblade 1-0; Cale Reeder 1-0. UNI - Benny Sapp 1-0. **SACKS:** SDSU - Caleb Sanders 3.0-30; Jason Freeman 1.0-7; Cade Terveer 1.0-2. UNI - none. **TACKLE LEADERS (JA-A-TOT):** SDSU - Jason Freeman 4-2-6; Malik Lofton 3-1-4; Caleb Sanders 3-1-4; Isaiah Stalbird 1-3-4; Payton Shafer 0-4-4. UNI - Korby Sander 4-10-14; Spencer Cuvelier 4-9-13; Bryce Flater 5-6-11; Woo Governor 5-4-9; Stefan Back II 3-5-8; Benny Sapp 4-3-7; Edwin Dearman 4-2-6.

#1/1 SDSU 31, ILLINOIS STATE 7

Nov. 12, 2022 • Dana J. Dykhouse Stadium (Att.: 8,160)

Top-ranked South Dakota State displayed a swarming defense throughout the day and the offense found its stride in the second quarter for a Jackrabbit squad that completed a perfect season in Missouri Valley Football Conference play with a 31-7 victory over Illinois State at Dana J. Dykhouse Stadium.

With their school-record 10th consecutive victory, the Jackrabbits improved to 10-1 overall and 8-0 in league play. Illinois State dropped to 5-5 overall and 3-4 in the MVFC.

SDSU spotted Illinois State a 7-0 lead late in the first quarter when the Redbirds' Dillon Gearhart blocked a punt that was recovered in the end zone by Sy Dabney.

The Jackrabbits responded with scores on each of their next three drives to take a 13-7 lead into intermission. On the first play of the second quarter, Mark Gronowski hooked up with Jadon Janke deep downfield for a 51-yard pass play that put the ball at the Illinois State 10. However, SDSU could only come away with a field goal as Hunter Dustman put the Jackrabbits on the board with a 22-yard field goal.

SDSU and Gronowski turned to a power running game on the next possession as the sophomore quarterback rushed for gains of 8 and 14 yards on third-down plays to extend the drive, that capped a 14-play, 79-yard march with a 6-yard scamper up the middle on another third-down attempt for the Jackrabbits' first touchdown of the game and a 10-7 lead.

Dustman later matched his career-long field goal with a 45-yarder, making the second week in a row he connected from that distance on the final play of the first half.

Illinois State mustered only seven offensive plays for 25 yards in the second quarter. The Redbirds were held to 100 total yards in the game, marking the lowest total by an SDSU defense since giving up only 90 yards to Indiana State on Sept. 19, 2009.

It was more of the same for the Jackrabbits in the third as they scored two more touchdowns on short fields after Illinois State miscues. Following an interception by DyShawn Gales, SDSU needed only four plays to cash in. A 43-yard pass from Gronowski to Janke was followed by an 8-yard touchdown run by Isaiah Davis.

Then, after Illinois State punted into its own player with the ball coming to rest at the Redbird 30, Gronowski fired a 7-yard touchdown pass to Zach Heins in the final minute of the quarter.

Dustman closed out the scoring with his third field goal of the day, a 35-yarder midway through the fourth quarter.

In not allowing an offensive touchdown, the Jackrabbit defense held Illinois State to 100 yards of total offense and forced the Redbirds to punt nine times.

SDSU racked up 431 yards of total offense, with Gronowski completing 20-of-28 passes for 283 yards. Jadon Janke tallied a career-high 129 yards on five receptions, while twin brother, Jadon, added four receptions for 67 yards. Tucker Kraft hauled in a game-high six passes for 44 yards.

Davis led the Jackrabbit rushing attack with 50 yards on 16 carries.

Illinois State quarterback Tommy Rittenhouse finished the afternoon 9-of-20 passing for 55 yards and also was the leading ball-carrier with nine carries for 18 yards.

Jason Freeman paced the SDSU defense with seven tackles, including a sack, while linebacker Saiveon Williamson added four tackles and a pass breakup in his first career start.

Jeff Bowens and Zeke Vandenburg each made 10 tackles for Illinois State, with Vandenburg notching three sacks and four tackles for loss.



The South Dakota State defense limited Illinois State to 100 yards of total offense and did not allow an offensive touchdown in closing out a perfect season in Missouri Valley Football Conference action with a 31-7 victory on Nov. 12.

SCORE BY QUARTERS	1	2	3	4	FINAL
Illinois State (5-5, 3-4)	7	0	0	0	7
South Dakota State (10-1, 8-0)	0	13	15	3	31

SCORING SUMMARY

1st	1:40	ILS - Sy Dabney 0 yd blocked punt return (Ian Wagner kick)
2nd	12:40	SDSU - Hunter Dustman 22 yd field goal
2nd	3:11	SDSU - Mark Gronowski 6 yd run (Dustman kick)
2nd	00:00	SDSU - Dustman 45 yd field goal
3rd	7:09	SDSU - Isaiah Davis 8 yd run (Gronowski run)
3rd	00:52	SDSU - Zach Heins 7 yd pass from Gronowski (Dustman kick)
4th	6:38	SDSU - Dustman 35 yd field goal

TEAM STATISTICS

	ILS	SDSU
FIRST DOWNS	7	22
RUSHES-YARDS (NET)	22-45	43-148
PASSING YDS (NET)	55	283
Passes Att-Comp-Int	20-9-1	29-20-1
TOTAL OFFENSE PLAYS-YARDS	42-100	72-431
Punt Returns-Yards	1-18	0-0
Kickoff Returns-Yards	3-65	0-0
Interception Returns-Yards	1-0	1-(-2)
Punts (Number-Avg)	9-33.1	3-27.3
Fumbles-Lost	0-0	1-1
Penalties-Yards	4-22	5-40
Possession Time	20:26	39:34
Third-Down Conversions	2 of 12	7 of 14
Fourth-Down Conversions	0 of 0	2 of 2
Red-Zone Scores-Chances	0-0	6-6
Sacks By: Number-Yards	3-16	2-19

RUSHING LEADERS: ILS - Tommy Rittenhouse 9-18; Wenkers Wright 9-16; Rasha Lampkin 4-11. SDSU - Isaiah Davis 16-50; Amar Johnson 8-39; Angel Johnson 3-35; Mark Gronowski 13-25.

PASSING LEADERS: ILS - Tommy Rittenhouse 9-20-1 55. SDSU - Mark Gronowski 20-28-1 283.

RECEIVING LEADERS: ILS - Dante Sobkowicz 4-32; Wenkers Wright 3-9. SDSU - Tucker Kraft 6-44; Jadon Janke 5-129; Jaxon Janke 4-67; Isaiah Davis 3-33; Zach Heins 2-10. **INTERCEPTIONS:** ILS - Zeke Vandenburg 1-0. SDSU - DyShawn Gales 1-(-2). **SACKS:** ILS - Zeke Vandenburg 3-0-16. SDSU - Jason Freeman 1-0-12; Cade Terveer 1-0-7. **TACKLE LEADERS (JA-A-TOT):** ILS - Jeff Bowens 8-2-10; Zeke Vandenburg 6-4-10; Dillon Gearhart 5-4-9; Kenton Wilhoit 4-4-8; Keondre Jackson 5-2-7. SDSU - Jason Freeman 5-2-7; Saiveon Williamson 2-2-4; Chase Norblade 2-1-3; Cale Reeder 2-1-3; Jarod DePriest 1-2-3.

2022 GAME RECAPS

#1/1 SDSU 42, #23 DELAWARE 6

Dec. 3, 2022 • Dana J. Dykhouse Stadium (Att.: 6,117)

Top-seeded South Dakota State scored on drives of 70 or more yards on each of its first three offensive possessions and cruised into the Football Championship Subdivision quarterfinals with a 42-6 victory over Delaware Saturday afternoon at Dana J. Dykhouse Stadium.

The Jackrabbits, who ran their winning streak to a school-record 11 games, improved to 11-1 overall and earned the right host No. 8 Holy Cross in quarterfinal action on Dec. 10.

SDSU spotted Delaware an early 3-0 lead after the Jackrabbits fumbled a punt following the Blue Hens going three-and-out on the game's first drive. Delaware cashed in after taking over at the SDSU 37, advancing to the Jackrabbit 10 before Brandon Ratcliffe connected on a 27-yard field goal with 8 minutes and 6 seconds remaining in the opening quarter.

However, Delaware starting quarterback Nolan Henderson left the game with an apparent leg injury on the play before the field goal and did not return to the game.

The Jackrabbits rattled off the next 21 points behind a potent run game. Quarterback Mark Gronowski ran for 51 yards up the middle — his longest carry of the season — to the Delaware 21 on the Jackrabbits' initial series, setting up a 1-yard touchdown run by Isaiah Davis.

Davis upped the Jackrabbit lead to 14-3 early in the second quarter, capping a six-play, 75-yard drive with a 10-yard touchdown run, and Gronowski called his own number for a 1-yard touchdown run moments later to finish off an eight-play, 77-yard march after Delaware missed a 40-yard field goal.

The Blue Hens, who finished the season 8-5 overall, drew to within 21-6 on a 39-yard field goal by Ratcliffe on the final play of the opening half.

SDSU continued its third-quarter dominance by putting 21 more points on the board. Taking the second-half kickoff, the Jackrabbits put together one of their most methodical drives of the season, stringing together a 14-play, 58-yard scoring march that chewed up half of the stanza and ended on a 2-yard touchdown run by Amar Johnson.

The Jackrabbits tacked on two more touchdowns in the second half of the quarter to close out the scoring. Matthew Durrance recovered an errant snap on a would-be punt attempt in the end zone for a touchdown, with the final score coming on a 4-yard touchdown pass from Gronowski to Jaxon Janke in the back of the end zone.

Gronowski ended the day 11-of-15 passing for 131 yards, while adding 73 more yards on the ground on eight attempts. Davis, who crossed the 1,000-yard mark for the season, paced the rushing attack with 104 yards on 14 carries as SDSU finished with a 222-64 advantage on the ground. Jaxon Janke was the leading receiver with four catches for 38 yards.

The game ended on a somber note as Delaware's backup quarterback Ryan O'Connor was carted off the field after a personal foul (non-targeting) penalty against the Jackrabbits, resulting in the contest to be called with 67 seconds remaining. Initial reports from the Delaware program were that O'Connor was responsive upon leaving the field before undergoing further evaluation.

O'Connor completed 10-of-21 passes for 104 yards, with Thyrick Pitts the primary target for the Blue Hens with five receptions for 57 yards.

Saiveon Williamson led the Jackrabbit defense with a career-high 11 tackles, with fellow linebacker Jason Freeman adding nine stops. Reece Winkelman tallied two of SDSU's three sacks.

Johnny Buchanan registered a game-high 14 tackles, including 2.5 tackles for loss, for Delaware.



Matthew Durrance's fumble recovery in the end zone on a botched snap of a Delaware punt attempt highlighted a 21-point third quarter for South Dakota State as it advanced to the FCS playoff quarterfinals with a 42-6 victory on Dec. 3.

SCORE BY QUARTERS	1	2	3	4	FINAL
Delaware (8-5)	3	3	0	0	6
South Dakota State (11-1)	7	14	21	0	42

SCORING SUMMARY

1st	8:06	UDEL	— Brandon Ratcliffe 27 yd field goal
1st	4:55	SDSU	— Isaiah Davis 1 yd run (Hunter Dustman kick)
2nd	12:57	SDSU	— Davis 10 yd run (Dustman kick)
2nd	4:22	SDSU	— Mark Gronowski 1 yd run (Dustman kick)
2nd	00:00	UDEL	— Ratcliffe 39 yd field goal
3rd	7:23	SDSU	— Amar Johnson 2 yd run (Dustman kick)
3rd	5:15	SDSU	— Matthew Durrance fumble recovery in end zone (Dustman kick)
3rd	00:30	SDSU	— Jaxon Janke 4 yd pass from Gronowski (Dustman kick)

TEAM STATISTICS

	UDEL	SDSU
FIRST DOWNS	13	15
RUSHES-YARDS (NET)	37-64	37-222
PASSING YDS (NET)	128	131
Passes Att-Comp-Int	29-16-0	17-12-0
TOTAL OFFENSE PLAYS-YARDS	66-192	54-353
Punt Returns-Yards	1-3	2-2
Kickoff Returns-Yards	3-59	2-26
Interception Returns-Yards	0-0	0-0
Punts (Number-Avg)	7-32.7	4-36.2
Fumbles-Lost	1-1	1-1
Penalties-Yards	5-25	3-20
Possession Time	31:03	28:57
Third-Down Conversions	6 of 18	6 of 11
Fourth-Down Conversions	1 of 3	0 of 1
Red-Zone Scores-Chances	1-1	5-5
Sacks By: Number-Yards	1-14	3-20

RUSHING LEADERS: UDEL - Kyron Cumby 10-23; Quincy Watson 2-19; Khory Spruill 4-13; Jourdan Townsend 2-12; Ryan O'Connor 13-11. SDSU - Isaiah Davis 14-104; Mark Gronowski 8-73; Amar Johnson 9-40; Angel Johnson 4-6. **PASSING LEADERS:** UDEL - Ryan O'Connor 10-21-0 104; Nolan Henderson 3-5-0 16; Zach Gwynn 3-3-0 8. SDSU - Mark Gronowski 11-15-0 131; Keaton Heide 1-2-0 0. **RECEIVING LEADERS:** UDEL - Thyrick Pitts 5-57; Jourdan Townsend 4-24; Marcus Yarns 2-25; Chandler Harvin 2-17; Brett Buckman 2-3. SDSU - Jaxon Janke 4-38; Jadon Janke 3-48; A.J. Coons 1-17; Landon Wolf 1-17; Zach Heins 1-8; Mike Morgan 1-3. **INTERCEPTIONS:** UDEL - none. SDSU - none. **SACKS:** UDEL - Chase McGowan 1.0-14. SDSU - Reece Winkelman 2.0-13; Caleb Sanders 1.0-7. **TACKLE LEADERS (UA-A-TOT):** UDEL - Johnny Buchanan 9-5-14; Drew Nickles 2-4-6; Tommy Walsh 3-2-5. SDSU - Saiveon Williamson 8-3-11; Jason Freeman 4-5-9; Graham Spalding 3-2-5; Caleb Sanders 2-2-4.

#1/1 SDSU 42, #6/7 HOLY CROSS 21

Dec. 10, 2022 • Dana J. Dykhouse Stadium (Att.: 6,549)

Top-seeded South Dakota State scored 21 unanswered points in the fourth quarter to shake loose from No. 8 Holy Cross, 42-21, in a Football Championship Subdivision quarterfinal playoff game at Dana J. Dykhouse Stadium.

With their 12th consecutive victory, the Jackrabbits improved to 12-1 overall and advanced to the semifinal round of the FCS playoffs for the fifth time in the last six seasons.

Holy Cross suffered its first loss of the season, ending the year with a 12-1 mark.

Tied at 21-all entering the fourth quarter, Holy Cross' attempt to take the lead on the first play of the final stanza came up empty as a 39-yard field goal attempt sailed wide left.

The Jackrabbits took over at their own 22-yard line and regained the lead with a nine-play, 78-yard scoring drive. Quarterback Mark Gronowski hooked up with Jadon Janke for a 19-yard pass play on the first play of the drive and concluded the march with an 18-yard touchdown pass to Jaxon Janke with 10 minutes and 8 seconds remaining. In between, Isaiah Davis picked up 39 yards on the ground as the Jackrabbit running back would tally 76 of his 154 yards in the fourth quarter.

Gronowski put the Jackrabbits up two scores with an 18-yard touchdown run around left end with 2:39 to play, then hooked up with Jadon Janke on a 21-yard catch and run for the final tally with under a minute remaining.

After SDSU missed a 42-yard field goal on the opening drive of the game, Holy Cross took an early lead behind the play of dual-threat quarterback Matthew Sluka, who opened the scoring on a 56-yard touchdown run midway through the first quarter. Sluka's rush was the longest of the season against an SDSU defense allowing only 70.8 yards per game on the ground entering the contest.

The Jackrabbits settled for Hunter Dustman field goals of 29 and 23 yards on their first two trips to the red zone to close out the opening quarter.

Holy Cross extended its lead to 14-6 six minutes into the second quarter by converting on a fourth-down play with a bit of deception. Running back Tyler Purdy took a handoff on fourth-and-1 from the SDSU 27, but stopped short of the defensive front and lofted a jump pass over the middle to a wide-open Sean Morris for a touchdown.

SDSU appeared to wrest the momentum away from the Crusaders in the closing minutes of the first half with a pair of touchdowns four minutes apart. First, Davis capped an eight-play, 67-yard drive with a 3-yard touchdown run, tied knotted the game by running in the two-point conversion.

The Jackrabbits took their first lead of the game with 68 seconds remaining in the half when linebacker Jason Freeman picked off a pass that went through a receiver's hands and returned it 37 yards for a touchdown.

However, Holy Cross dominated the third quarter, running 24 offensive plays to only three by the Jackrabbits. The Crusaders could only put seven points on the board, however, tying the game at 21-all on a 1-yard touchdown run by Peter Oliver. Sluka, who escaped pressure most of the day, set up Oliver's touchdown with a 36-yard scamper to the SDSU 1 after digging the Crusaders out of a hole with a 21-yard gain earlier in the 11-play, 83-yard drive.

Sluka would finish the game with 212 yards on 26 carries and completed 12-of-26 passes for 125 yards, giving him 338 yards of total offense on the afternoon. Overall, Holy Cross held a 413-393 advantage in total yards.

For SDSU, Gronowski ended the day 12-of-22 passing for 177 yards, with Jaxon Janke posting 82 yards on four receptions and Jadon Janke adding three catches for 49 yards.



Jason Freeman returned an interception 37 yards for a touchdown late in the first half to give South Dakota State a 21-14 halftime lead over Holy Cross.

Jalen Coker led Holy Cross receivers with five receptions for 63 yards. Liam Anderson registered a game-high 10 tackles for Holy Cross, with John Smith adding eight stops.

The Jackrabbit defense was led by Saiveon Williamson with nine tackles, followed by eight tackles and two pass breakups from Dalys Beanum.

SCORE BY QUARTERS	1	2	3	4	FINAL
Holy Cross (12-1)	7	7	7	0	21
South Dakota State (12-1)	6	15	0	21	42

SCORING SUMMARY

1st	7:15	HC	– Matthew Sluka 56 yd run (Derek Ng kick)
1st	3:07	SDSU	– Hunter Dustman 29 yd field goal
1st	00:00	SDSU	– Dustman 23 yd field goal
2nd	9:10	HC	– Sean Morris 27 yd pass from Tyler Purdy (Ng kick)
2nd	5:19	SDSU	– Isaiah Davis 3 yd run (Davis rush)
2nd	1:08	SDSU	– Jason Freeman 37 yd interception return (Dustman kick)
3rd	8:59	HC	– Peter Oliver 1 yd run (Ng kick)
4th	10:08	SDSU	– Jaxon Janke 18 yd pass from Mark Gronowski (Dustman kick)
4th	2:39	SDSU	– Gronowski 18 yd run (Dustman kick)
4th	00:39	SDSU	– Jadon Janke 21 yd pass from Mark Gronowski (Dustman kick)

TEAM STATISTICS	HC	SDSU
FIRST DOWNS	23	19
RUSHES-YARDS (NET)	43-260	35-216
PASSING YDS (NET)	152	177
Passes Att-Comp-Int	27-13-1	22-12-0
TOTAL OFFENSE PLAYS-YARDS	70-412	57-393
Punt Returns-Yards	1-0	2-16
Kickoff Returns-Yards	3-50	2-53
Interception Returns-Yards	0-0	1-37
Punts (Number-Avg)	3-34.7	2-44.0
Fumbles-Lost	1-0	1-0
Penalties-Yards	3-18	3-11
Possession Time	32:08	27:52
Third-Down Conversions	5 of 13	5 of 12
Fourth-Down Conversions	2 of 2	2 of 2
Red-Zone Scores-Chances	1-1	5-5
Sacks By: Number-Yards	1-6	2-19

RUSHING LEADERS: HC - Matthew Sluka 26-212; Peter Oliver 14-57. SDSU - Isaiah Davis 20-154; Mark Gronowski 10-47; Amar Johnson 5-15. **PASSING LEADERS:** HC - Matthew Sluka 12-26-1 125; Tyler Purdy 1-1-0 27. SDSU - Mark Gronowski 12-22-0 177. **RECEIVING LEADERS:** HC - Jalen Coker 5-63; Spencer Gilliam 3-31; Sean Morris 1-27. SDSU - Jaxon Janke 4-82; Jadon Janke 3-49; Tucker Kraft 2-17; Zach Heins 1-29. **INTERCEPTIONS:** HC - none. SDSU - Jason Freeman 1-37. **SACKS:** HC - Jake Reichwein 1.0-6. SDSU - Ryan Van Marel 1.0-13; DyShawn Gales 1.0-6. **TACKLE LEADERS (UA-A-TOT):** HC - Liam Anderson 5-5-10; John Smith 4-4-8; Jake Reichwein 6-1-7; Walter Reynolds 3-2-5. SDSU - Saiveon Williamson 7-2-9; Dalys Beanum 6-2-8; Isaiah Stalbird 2-3-5.

2022 GAME RECAPS

#1/1 SDSU 39, #3/3 MONTANA STATE 18

Dec. 17, 2022 • Dana J. Dykhouse Stadium (Att.: 7,195)

For the second time in three seasons, South Dakota State is headed to Frisco, Texas, to play in the Football Championship Subdivision title game.

At a frigid Dana J. Dykhouse Stadium, the top-seeded Jackrabbits scored on their first five offensive possessions and shut down Montana State's vaunted rushing attack to post a 39-18 victory over the fourth-seeded Bobcats. SDSU, which extended its school-record winning streak to 13 games, improved to 13-1 overall and will face defending champion North Dakota State in the championship game Jan. 8.

All five of SDSU's touchdown drives covered at least 75 yards, starting with a five-play, 75-yard drive after the opening kickoff. Isaiah Davis set the tone for the Jackrabbits with a 22-yard run on the first play from scrimmage and All-America tight end Tucker Kraft finished off the drive by catching a 36-yard touchdown pass down the right hash from Mark Gronowski.

Montana State answered on its first drive of the game behind the dual-quarterback system of Tommy Mellott and Sean Chambers. Mellott completed all three of his pass attempts for a total of 56 yards, while Chambers converted on fourth-and-goal from the 1 with a rush up the middle for a touchdown to cap a 10-play, 67-yard drive. However, the Bobcats lost momentum when they mishandled the snap on the extra point try, keeping the score at 7-6, and Chambers did not return due to an apparent lower-body injury.

SDSU responded with three more touchdowns before halftime — all on the ground. Gronowski barreled in from a yard out with 40 seconds remaining in the first quarter, followed by long touchdown runs by the running back tandem of Davis (41 yards) and Amar Johnson (38 yards) in the second quarter to give the Jackrabbits a 28-6 advantage. Davis' touchdown ended a quick-strike three-play, 80-yard drive, with Johnson's career long finishing off a nine-play, 85-yard march.

The Bobcats closed the first-half scoring with a 37-yard field goal by Blake Glessner as time expired in the second quarter to put the score at 28-9 heading into intermission.

Johnson scored his second touchdown of the game on SDSU's first possession of the second half, catching a pass from Gronowski in the left flat for a 5-yard score. The sophomore carried 10 times for 69 yards and added three catches for 31 yards to give him an even 100 all-purpose yards on the day.

Davis led the Jackrabbit rushing attack with 158 yards on 16 carries as SDSU held a 281-52 advantage in yards on the ground and outgained Montana State, 473-281, in total yards. Kraft led SDSU receivers with four receptions for 69 yards, with Gronowski completing 10-of-13 passes for 189 yards.

Mellott completed the scoring with a 10-yard touchdown run for Montana State midway through the fourth quarter for his longest run of the day, but was bottled up most of the afternoon as he finished with three net yards on 17 carries, including being sacked three times. Mellott completed 11-of-18 passes for 174 yards, with Clevan Thomas Jr. (74 yards) and Willie Patterson (47 yards) each catching four passes.

Adam Bock, who was making his first start since being injured Oct. 22 at North Dakota, shared team-high honors with eight tackles, including 2.5 tackles for loss and a sack. Isaiah Stalbird also registered eight stops for the Jackrabbits.

Montana State, which ended its season with a 12-2 record, was led defensively by Danny Uliulakepa's nine tackles.



Adam Bock marked his return to the starting lineup by sharing team-high honors with eight tackles against Montana State, including 2.5 tackles for loss and a sack.

SCORE BY QUARTERS	1	2	3	4	FINAL
Montana State (12-2)	6	3	3	6	18
South Dakota State (13-1)	14	14	8	3	39

SCORING SUMMARY

1st	12:17	SDSU	- Tucker Kraft 36 yd pass from Mark Gronowski (Hunter Dustman kick)
1st	6:55	MSU	- Sean Chambers 1 yd run (team kick failed)
1st	00:40	SDSU	- Gronowski 1 yd run (Dustman kick)
2nd	8:47	SDSU	- Isaiah Davis 41 yd run (Dustman kick)
2nd	1:03	SDSU	- Amar Johnson 38 yd run (Dustman kick)
2nd	00:00	MSU	- Blake Glessner 37 yd field goal
3rd	8:39	SDSU	- Johnson 5 yd pass from Gronowski (Jadon Janke pass from Gronowski)
3rd	5:29	MSU	- Glessner 36 yd field goal
4th	11:41	SDSU	- Dustman 21 yd field goal
4th	8:08	MSU	- Tommy Mellott 10 yd run (pass failed)

TEAM STATISTICS

	MSU	SDSU
FIRST DOWNS	17	22
RUSHES-YARDS (NET)	34-52	38-281
PASSING YDS (NET)	229	192
Passes Att-Comp-Int	26-17-0	16-11-0
TOTAL OFFENSE PLAYS-YARDS	60-281	54-473
Punt Returns-Yards	1-27	0-0
Kickoff Returns-Yards	6-168	2-38
Interception Returns-Yards	0-0	0-0
Punts (Number-Avg)	3-38.0	2-31.5
Fumbles-Lost	1-0	0-0
Penalties-Yards	4-20	4-50
Possession Time	29:00	31:00
Third-Down Conversions	3 of 12	5 of 9
Fourth-Down Conversions	2 of 4	1 of 1
Red-Zone Scores-Chances	4-5	3-3
Sacks By: Number-Yards	0-0	4-20

RUSHING LEADERS: MSU - Isaiah Ifanse 7-28; Sean Chambers 5-12; Sean Austin 3-8; Tommy Mellott 17-3. SDSU - Isaiah Davis 16-158; Amar Johnson 10-69; Mark Gronowski 10-52. **PASSING LEADERS:** MSU - Tommy Mellott 11-18-0 174; Sean Austin 5-7-0 54; Ryan Lonergan 1-1-0 1. SDSU - Mark Gronowski 10-13-0 189; Rudy Voss 1-2-0 3. **RECEIVING LEADERS:** MSU - Clevan Thomas Jr. 4-74; Willie Patterson 4-47; Derryk Snell 3-32; Ravi Alston 2-52; Coy Steel 2-13; Taco Dowler 2-11. SDSU - Tucker Kraft 4-69; Jaxon Janke 3-74; Amar Johnson 3-31; Jadon Janke 1-18. **INTERCEPTIONS:** MSU - none. SDSU - none. **SACKS:** MSU - none. SDSU - Cade Terveer 1.0-11; Adam Bock 1.0-3; Caden Johnson 1.0-1; Caleb Sanders 0.5-3; Reece Winkelman 0.5-2. **TACKLE LEADERS (UA-A-TOT):** MSU - Danny Uliulakepa 5-4-9; Rylan Ort; Sebastian Valdez 6-1-7; Ty Okada 3-2-5. SDSU - Adam Bock 6-2-8; Isaiah Stalbird 4-4-8; Jason Freeman 4-2-6; Reece Winkelman 3-1-4; Caleb Sanders 2-2-4.

#1/1 SDSU 45, #4/4 NORTH DAKOTA STATE 21

Jan. 8, 2023 • Toyota Stadium (Att.: 18,023)

FRISCO, TEXAS — The Jackrabbits are NATIONAL CHAMPIONS!

South Dakota State grabbed control with a 24-point second quarter, running away from defending champion North Dakota State for a 45-21 victory in the Football Championship Subdivision national title game before a crowd of 18,023 fans Sunday afternoon at Toyota Stadium.

The top-seeded Jackrabbits won their 14th game in a row and finished the most historic season in program history with a 14-1 overall record. NDSU, which had won nine of the last 11 national championships, ended the year 12-3 overall.

SDSU scored on six of its first seven possessions, while the Jackrabbit defense forced three turnovers. After limiting the Bison to a three-and-out on the first possession of the game, the Jackrabbits put together a nine-play, 85-yard drive that ended on a 16-yard touchdown run by Isaiah Davis.

The Jackrabbit offense was only getting started. After NDSU tied the game at 7-all on the ensuing possession on a 27-yard touchdown pass from Cam Miller to Joe Stoffel, Amar Johnson gave SDSU the lead for good four plays into the second quarter with a 32-yard touchdown run up the middle. Johnson gained a career-high 126 yards on only nine carries, including setting up a 30-yard field goal by Hunter Dustman on the final play of the first half with a career-long 55-yard run. Dustman's field goal extended the Jackrabbit lead to 31-14.

In between, SDSU turned to the air for a pair of scores. Four plays after Dalys Beanum recovered a Bison fumble at the NDSU 34, Mark Gronowski found Jaxon Janke all alone in the right corner of the end zone for an 18-yard touchdown pass.

SDSU's lead grew to 28-7 moments later with a nine-play, 84-yard drive that ended with a 44-yard touchdown catch and run down the right hash from Gronowski to tight end Michael Morgan on a third-and-1 play. The Jackrabbits converted seven of their first eight third-down attempts and ended the day 9-of-14 on third-down plays.

Gronowski, who was named the game's Most Outstanding Player, accounted for two more touchdowns in the second half. After receiving the second-half kickoff, Gronowski and the Jackrabbits needed only three plays to deliver the knockout blow as the sophomore quarterback broke through the middle of the line and veered to open space for a 51-yard touchdown run to extend the lead to 38-14 101 seconds into the third quarter.

SDSU closed out the scoring as Gronowski hooked up with Jaxon Janke for the second time with a 30-yard scoring strike in the back left corner of the end zone. Jaxon Janke caught three passes for 60 yards and the two scores, while twin brother, Jadon added a team-high five receptions for 61 yards.

Gronowski completed 14-of-21 passes for 223 yards, while rushing five times for 57 yards. Davis ended the day with 103 yards on 22 carries as SDSU held a 506-420 advantage in total offense, including a 283-140 edge on the ground.

For NDSU, Miller ended the day 18-of-29 passing for 260 yards, but threw second-half interceptions to Jason Freeman and DyShawn Gales. He also was the leading ground-gainer with 64 yards on 13 carries, while Kobe Johnson tallied 63 rushing yards on 11 attempts, including a 9-yard touchdown run early in the fourth quarter that capped a 16-play, 99-yard drive by the Bison, but one that consumed nearly eight minutes.

Freeman led the Jackrabbit defense with 10 tackles, followed by seven stops by Isaiah Stalbird. Michael Tutsie registered a game-high 12 tackles for the Bison, followed by 10 tackles from James Kaczor.



Mike Morgan's 44-yard touchdown reception was the third Jackrabbit touchdown in a 24-point second quarter against North Dakota State in the FCS national championship game.

SCORE BY QUARTERS	1	2	3	4	FINAL
North Dakota State (12-3)	7	7	0	7	21
South Dakota State (14-1)	7	24	7	7	45

SCORING SUMMARY

1st	9:12	SDSU	– Isaiah Davis 16 yd run (Hunter Dustman kick)
1st	6:31	NDSU	– Joe Stoffel 27 yd pass from Cam Miller (Griffin Crosa kick)
2nd	12:50	SDSU	– Amar Johnson 32 yd run (Dustman kick)
2nd	11:03	SDSU	– Jaxon Janke 18 yd pass from Mark Gronowski (Dustman kick)
2nd	3:30	SDSU	– Mike Morgan 44 yd pass from Gronowski (Dustman kick)
2nd	2:03	NDSU	– Eli Green 44 yd pass from Miller (Crosa kick)
2nd	00:00	SDSU	– Dustman 30 yd field goal
3rd	13:13	SDSU	– Gronowski 51 yd run (Dustman kick)
4th	13:44	NDSU	– Kobe Johnson 9 yd run (Crosa kick)
4th	8:05	SDSU	– Jaxon Janke 30 yd pass from Gronowski (Dustman kick)

TEAM STATISTICS


	NDSU	SDSU
FIRST DOWNS	21	22
RUSHES-YARDS (NET)	37-160	38-283
PASSING YDS (NET)	260	223
Passes Att-Comp-Int	29-18-2	21-14-0
TOTAL OFFENSE PLAYS-YARDS	66-420	59-506
Punt Returns-Yards	1-(-3)	1-0
Kickoff Returns-Yards	2-55	2-26
Interception Returns-Yards	0-0	2-18
Punts (Number-Avg)	4-45.0	4-53.2
Fumbles-Lost	1-1	0-0
Penalties-Yards	2-25	3-20
Possession Time	28:00	32:00
Third-Down Conversions	5 of 11	9 of 14
Fourth-Down Conversions	1 of 3	0 of 0
Red-Zone Scores-Chances	1-2	3-3
Sacks By: Number-Yards	1-1	1-4

RUSHING LEADERS: NDSU - Cam Miller 13-64; Kobe Johnson 11-63; TaMerik Williams 7-23; T.K. Marshall 4-13; Cole Payton 1-6; Eli Green 1-(-9). SDSU - Amar Johnson 9-126; Isaiah Davis 22-103; Mark Gronowski 5-57; Angel Johnson 1-(-2). **PASSING LEADERS:** NDSU - Cam Miller 18-29-2 260. SDSU - Mark Gronowski 14-21-0 223. **RECEIVING LEADERS:** NDSU - Zach Mathis 7-123; Joe Stoffel 3-41; Jake Lippe 2-26; T.K. Marshall 2-11; TaMerik Williams 2-11; Eli Green 1-44; Kobe Johnson 1-4. SDSU - Jadon Janke 5-61; Jaxon Janke 3-60; Tucker Kraft 2-30; Isaiah Davis 2-28; Mike Morgan 1-44; Amar Johnson 1-0. **INTERCEPTIONS:** NDSU - none. SDSU - Jason Freeman 1-15; DyShawn Gales 1-3. **SACKS:** NDSU - James Kaczor 1.0-1. SDSU - Reece Winkelman 1.0-4. **TACKLE LEADERS (UA-A-TOT):** NDSU - Michael Tutsie 4-8-12; James Kaczor 3-7-10; Dawson Weber 3-4-7; Courtney Eubanks 4-1-5; Tony Pierce 2-2-4; Cole Wisniewski 0-4-4. SDSU - Jason Freeman 8-2-10; Isaiah Stalbird 5-2-7; Adam Bock 0-6-6; Graham Spalding 2-3-5; Reece Winkelman 3-1-4; Caleb Sanders 2-2-4; Steven Arrell 2-2-4.

2022 AWARDS



ISAIAH DAVIS
Jim Langer Award —
Team Most Valuable Player



MARK GRONOWSKI
Adam Timmerman Award —
Co-Offensive MVP



MASON MCCORMICK
Adam Timmerman Award —
Co-Offensive MVP



CALEB SANDERS
Doug Miller Award —
Defensive MVP



HUNTER DUSTMAN
Adam Vinatieri Award —
Special Teams MVP




CANYON BAUER
Josh Ranek Effort Award
Ryan Berry Scholar-Athlete
Award



CADEN JOHNSON
Winston Wright
Servant/Humility Award



JEFF BECKER
Scout Offense
Player of the Year



MAX POLISCHUK
Scout Defense
Player of the Year



BRYCE JOHNSON
Scout Special Teams
Player of the Year

MISSOURI VALLEY FOOTBALL CONFERENCE AWARDS

ALL-MVFC FIRST TEAM

Adam Bock
Isaiah Davis
DyShawn Gales
Garret Greenfield
Tucker Kraft
Mason McCormick
Caleb Sanders
Reece Winkelman

ALL-MVFC SECOND TEAM

Mark Gronowski
Zach Heins
Jadon Janke (RS)
Jaxon Janke

ALL-MVFC HONORABLE MENTION

Dalys Benum
Hunter Dustman (P)
Jason Freeman
Jadon Janke (WR)

MVFC ALL-NEWCOMER TEAM

Jason Freeman
Tucker Large
John O'Brian

MVFC OFFENSIVE PLAYER OF THE WEEK

Mark Gronowski (Sept. 24, Oct. 22)
Isaiah Davis (Oct. 1)

MVFC OFFENSIVE LINEMAN OF THE WEEK

Mason McCormick (Oct. 1)

MVFC DEFENSIVE PLAYER OF THE WEEK

Adam Bock (Sept. 3)

MVFC SPECIAL TEAMS PLAYER OF THE WEEK

Hunter Dustman (Oct. 15, Nov. 5)

MVFC BRUCE CRADDOCK COACH OF THE YEAR

John Stiegelmeier

NATIONAL AWARDS

AMERICAN FOOTBALL COACHES ASSOCIATION

FCS ALL-AMERICA FIRST TEAM

• Mason McCormick
• Caleb Sanders

ASSOCIATED PRESS FCS ALL-AMERICA FIRST TEAM

• Garret Greenfield
• Mason McCormick
• Caleb Sanders

ASSOCIATED PRESS FCS ALL-AMERICA THIRD TEAM

• Tucker Kraft

ATHLON SPORTS FCS ALL-AMERICA TEAM

• Garret Greenfield
• Caleb Sanders

HERO SPORTS ALL-FOOTBALL CHAMPIONSHIP

SUBDIVISION TEAM
• Mason McCormick
• Caleb Sanders

HERO SPORTS SOPHOMORE ALL-AMERICA TEAM

• Mark Gronowski

STATS PERFORM FCS ALL-AMERICA FIRST TEAM

• Garret Greenfield
• Caleb Sanders

STATS PERFORM FCS ALL-AMERICA SECOND TEAM

• Mason McCormick

STATS PERFORM FCS ALL-AMERICA THIRD TEAM

• Tucker Kraft

BUCK BUCHANAN AWARD FINALIST

• Caleb Sanders

EDDIE ROBINSON AWARD RECIPIENT

• John Stiegelmeier

AFCA FCS NATIONAL COACH OF THE YEAR

• John Stiegelmeier

AFCA FCS REGION 4 COACH OF THE YEAR

• John Stiegelmeier

FOOTBALLSCOOP.COM FCS COORDINATOR OF THE YEAR

• Jimmy Rogers



Jackrabbit head coach John Stiegelmeier was named the 2022 recipient of the Eddie Robinson Award as the top coach in the Football Championship Subdivision.

ACADEMIC AWARDS

CoSIDA ACADEMIC ALL-AMERICA FIRST TEAM

Reece Winkelman

CoSIDA ACADEMIC ALL-DISTRICT

Adam Bock

DyShawn Gales

Mark Gronowski

Jaxon Janke

Mason McCormick

Cale Reeder

Ryan Van Marel

Reece Winkelman

HAMPSHIRE HONOR SOCIETY

Caleb Sanders

Reece Winkelman

Landon Wolf

MISSOURI VALLEY FOOTBALL CONFERENCE

SCHOLAR-ATHLETE FIRST TEAM

Adam Bock

Mark Gronowski

Reece Winkelman

MVFC SCHOLAR-ATHLETE SECOND TEAM

Canyon Bauer

Jaxon Janke

TEAM PLAYERS OF THE WEEK

SEPT. 3 AT IOWA

Offense: Landon Wolf, Gus Miller

Defense: Caleb Sanders

Special Teams: Dalys Beanum

Scout Offense: Jeff Becker

Scout Defense: Logan Green

Scout Special Teams: Bryce Johnson

Effort: Caleb Francl

SEPT. 10 vs. UC DAVIS

Offense: Isaiah Davis, Mason McCormick

Defense: N/A

Special Teams: Hunter Dustman

Scout Offense: Isaac Kracl

Scout Defense: Bryce Johnson

Scout Special Teams: Rhett Foster

Effort: Mike Morgan

SEPT. 17 vs. BUTLER

Offense: Mark Gronowski, Mason McCormick

Defense: Aaron Wolfcale-Holsten

Special Teams: Steven Arrell

Scout Offense: Greyton Gannon

Scout Defense: Max Polischuk

Scout Special Teams: Joe Ollman

Effort: Dalys Beanum

SEPT. 24 AT MISSOURI STATE

Offense: Jadon Janke, Zach Heins

Defense: Defensive Line

Special Teams: Tyler Feldkamp

Scout Offense: Jeff Becker

Scout Defense: Cullen McShane

Scout Special Teams: Noah Thompson

Effort: Isaiah Davis

OCT. 1 vs. WESTERN ILLINOIS

Offense: Isaiah Davis, Mason McCormick

Defense: Adam Bock

Special Teams: Kevin Brenner

Scout Offense: Daxon Lindholm

Scout Defense: Myles Taylor

Scout Special Teams: Max Polischuk

Effort: Cade Terveer

OCT. 8 vs. SOUTH DAKOTA

Offense: Isaiah Davis, Garret Greenfield

Defense: Dalys Beanum, Cale Reeder

Special Teams: Punt Team

Scout Offense: Dawson Rudd

Scout Defense: Jace Sifore

Scout Special Teams: Daxon Lindholm

Effort: Graham Spalding

OCT. 15 AT NORTH DAKOTA STATE

Offense: Amar Johnson, Evan Beerntsen

Defense: Reece Winkelman

Special Teams: Hunter Dustman

Scout Offense: Joe Ollman

Scout Defense: Max Polischuk

Scout Special Teams: Max Polischuk

Effort: Canyon Bauer

OCT. 22 AT NORTH DAKOTA

Offense: Jadon Janke, Zach Heins

Defense: DyShawn Gales

Special Teams: Jadon Janke

Scout Offense: David Alpers

Scout Defense: Noah Jessup

Scout Special Teams: Jalen B. Lee

Effort: Payton Shafer

OCT. 29 vs. INDIANA STATE

Offense: Mark Gronowski, Mason McCormick

Defense: Jason Freeman

Special Teams: Jaxon Janke

Scout Offense: Dane Miller

Scout Defense: Max Polischuk

Scout Special Teams: Greyton Gannon

Effort: Saiveon Williamson

NOV. 5 AT NORTHERN IOWA

Offense: Isaiah Davis, Mason McCormick

Defense: Caleb Sanders

Special Teams: Hunter Dustman, Jadon Janke

Scout Offense: Daxon Lindholm

Scout Defense: Logan Green

Scout Special Teams: Isaac Kracl

Effort: Zach Heins

Nov. 12 vs. ILLINOIS STATE

Offense: Jaxon Janke, Garret Greenfield

Defense: Entire defense

Special Teams: Hunter Dustman

Scout Offense: Greyton Gannon

Scout Defense: Timothy Croskey

Scout Special Teams: Kytan Fyfe

Effort: Kevin Brenner

DEC. 3 vs. DELAWARE (FCS PLAYOFFS)

Offense: Mark Gronowski, Gus Miller

Defense: Saiveon Williamson, Reece Winkelman

Special Teams: Matthew Durrance

Scout Offense: Daxon Lindholm

Scout Defense: Trevor Scott

Scout Special Teams: Rhett Foster

Effort: Gus Miller

DEC. 10 vs. HOLY CROSS (FCS PLAYOFFS)

Offense: Isaiah Davis, Mason McCormick

Defense: Dalys Beanum, Reece Winkelman

Special Teams: All units

Scout Offense: Jeff Becker

Scout Defense: Myles Taylor

Scout Special Teams: Joe Ollman

Effort: Tucker Large

DEC. 17 vs. MONTANA STATE (FCS PLAYOFFS)

Offense: Amar Johnson, Isaiah Davis, Gus Miller

Defense: Entire defense

Special Teams: Canyon Bauer

Scout Offense: Quinten Christensen

Scout Defense: Myles Taylor

Scout Special Teams: Bryce Johnson

Effort: Canyon Bauer

JAN. 8 vs. NORTH DAKOTA STATE (FCS PLAYOFFS)

Offense: Mark Gronowski

Defense: DyShawn Gales

Special Teams: Graham Spalding

Scout Offense: Jeff Becker

Scout Defense: Cullen McShane

Scout Special Teams: Bryce Johnson

Effort: Adam Bock

2022 FINAL POLLS

STATS PERFORM FCS FINAL POLL

PL.	SCHOOL	2022 RECORD	POINTS	PR
1.	South Dakota State [54]	14-1	1,350	1
2.	North Dakota State	12-3	1,288	4
3.	Incarnate Word	12-2	1,218	5
4.	Montana State	12-2	1,208	3
5.	Sacramento State	12-1	1,140	2
6.	Holy Cross	12-1	1,035	7
7.	Samford	11-2	991	8
8.	William & Mary	11-2	982	6
9.	Weber State	10-3	936	9
10.	Furman	10-3	865	11
11.	Richmond	9-4	746	13
12.	Southeastern Louisiana	9-4	645	17
13.	New Hampshire	9-4	632	15
14.	Montana	8-5	589	19
15.	Southeast Missouri State	9-3	490	14
16.	Jackson State	12-1	485	10
17.	Elon	8-4	467	12
18.	Idaho	7-5	388	18
19.	Delaware	8-5	343	23
20.	North Dakota	7-5	335	20
21.	North Carolina Central	10-2	333	NR
22.	Fordham	9-3	322	16
23.	Chattanooga	7-4	171	21
24.	Mercer	7-4	145	22
25.	UC Davis	6-5	115	24

Notes: First-place votes in brackets; opponents listed in **bold**
 Others receiving votes: Gardner-Webb, 87; UT Martin, 65; Eastern Kentucky, 46; Rhode Island, 34; Saint Francis (Pa.), 32; St. Thomas (Minn.) 13; Yale, 13; Youngstown State, 13; Austin Peay, 12; Florida A&M 9.

AFCA FCS COACHES' FINAL POLL

PL.	SCHOOL	2022 RECORD	POINTS	PR
1.	South Dakota State [26]	14-1	650	1
2.	North Dakota State	12-3	622	4
3.	Incarnate Word	12-2	565	7
4.	Sacramento State	12-1	558	2
5.	Montana State	12-2	545	3
6.	Holy Cross	12-1	512	6
7.	Samford	11-2	472	9
8.	William & Mary	11-2	445	8
9.	Weber State	10-3	432	10
10.	Furman	10-3	419	11
11.	Jackson State	12-1	364	5
12.	Richmond	9-4	325	14
13.	Southeast Missouri State	9-3	294	12
14.	Montana	8-5	284	17
15.	New Hampshire	9-4	276	16
16.	Fordham	9-3	262	13
17.	North Carolina Central	10-2	247	21
18.	Elon	8-4	210	15
19.	Southeastern Louisiana	9-4	208	23
20.	St. Thomas (Minn.)	10-1	120	19
21.	Mercer	7-4	105	18
22.	Idaho	7-5	100	T24
23.	Florida A&M	9-2	84	20
24.	Chattanooga	7-4	69	22
	Delaware	8-5	69	NR

Notes: First-place votes in brackets; opponents listed in **bold**
 Others receiving votes: **North Dakota, 66**; Gardner-Webb, 46; Yale, 35; UT Martin, 16; Austin Peay, 12; Princeton, 12; **UC Davis, 6**; Stephen F. Austin, 5; Pennsylvania, 4; St. Francis (Pa.), 4; North Carolina A&T, 3; Eastern Kentucky, 2; Youngstown State, 2.

2022 FCS PLAYOFFS RESULTS

FIRST ROUND — NOV. 26

Delaware 56, St. Francis (Pa.) 17
 New Hampshire 52, Fordham 42
 Gardner-Webb 52, Eastern Kentucky 41
 Weber State 38, North Dakota 31
 Montana 34, Southeast Missouri State 24
 Southeastern Louisiana 45, Idaho 42
 Furman 31, Elon 6
 Richmond 41, Davidson 0

SECOND ROUND — DEC. 3

No. 1 South Dakota State 42, Delaware 6
 No. 2 Sacramento State 38, Richmond 31
 No. 3 North Dakota State 49, Montana 26
 No. 4 Montana State 33, Weber State 25
 No. 5 William & Mary 54, Gardner-Webb 14
 No. 6 Samford 48, Southeastern Louisiana 42
 No. 7 Incarnate Word 41, Furman 38
 No. 8 Holy Cross 35, New Hampshire 19

QUARTERFINALS — DEC. 9/10

No. 1 South Dakota State 42, No. 8 Holy Cross 21
 No. 7 Incarnate Word 66, No. 2 Sacramento State 63
 No. 3 North Dakota State 27, No. 6 Samford 9
 No. 4 Montana State 55, No. 5 William & Mary 7

SEMIFINALS — DEC. 16/17

No. 1 South Dakota State 39, No. 4 Montana State 18
 No. 3 North Dakota State 35, No. 7 Incarnate Word 32

CHAMPIONSHIP — JAN. 8 (FRISCO, TEXAS)

No. 1 South Dakota State 45, No. 3 North Dakota State 21



HISTORY

YEAR-BY-YEAR RECORDS

THE LAST TIME ...	ALL GAMES			POINTS		CONFERENCE ONLY		POINTS			FINISH	COACH
	W-L-T	Pct	PF	PA	W-L-T	Pct	PF	PA				
SDSU SHUT OUT AN OPPONENT	1889	0-0-1	.500	6	6	No Conference Play						Unavailable
HOME: 11-9-2013, vs. Indiana State, 29-0	1897	0-1-0	.000	0	22	No Conference Play						Unavailable
AWAY: 9-25-2021, at Indiana State, 44-0	1898	1-1-1	.500	68	11	No Conference Play						Unavailable
SDSU WAS SHUT OUT BY AN OPPONENT	1899	3-1-0	.750	90	62	No Conference Play						Unavailable
HOME: 9-28-2013, by North Dakota State, 20-0	1900	4-1-0	.800	128	23	No Conference Play						Unavailable
AWAY: 9-17-2005, at Montana, 7-0	1901	3-2-0	.600	102	44	No Conference Play						Mr. Morrison
SDSU RETURNED KICKOFF FOR TOUCHDOWN	1902	3-2-0	.600	67	21	No Conference Play						L.L. Gilkey
HOME: 12-9-2017 — 99 yards by Cade Johnson, vs. New Hampshire	1903	1-2-0	.333	28	95	No Conference Play						Unavailable
AWAY: 11-16-2002 — 100 yards by Kevin Brown, at Minnesota State, Mankato	1904	4-2-1	.643	90	27	No Conference Play						J. Harris Werner
OPPONENT RETURNED KICKOFF FOR TOUCHDOWN	1905	2-3-0	.400	74	122	No Conference Play						William M. Blaine
HOME: 11-11-2017 — 100 yards by Christian Uphoff, Illinois State	1906	3-1-0	.750	52	34	No Conference Play						William Juneau
AWAY: 11-19-2016 — 99 yards by Jalen Rima, Northern Iowa	1907	5-2-0	.714	108	42	No Conference Play						William Juneau
OPPONENT RETURNED A PUNT FOR TOUCHDOWN	1908	3-3-1	.500	56	61	No Conference Play						William Juneau
HOME: 9-30-2002 — Kevin Brown, vs. Morningside (Iowa), returned opening kickoff 98 yards for TD and fourth-quarter punt 68 yards for TD	1909	1-3-0	.250	61	28	No Conference Play						J. M. Saunderson
SDSU PLAYER RETURNED BOTH A PUNT AND KICKOFF FOR TOUCHDOWNS IN SAME GAME	1910	4-2-2	.625	76	64	No Conference Play						J. M. Saunderson
HOME: 10-22-2022 — 37 yards, by Jason Freeman, vs. Holy Cross (FCS Playoffs)	1911	4-4-0	.500	60	89	No Conference Play						Frederick Johnson
AWAY: 10-22-2022 — 31 yards by DyShawn Gales, at North Dakota	1912	2-3-1	.417	46	136	No Conference Play						Harry "Buck" Ewing
OPPONENT RETURNED INTERCEPTION FOR TD	1913	5-3-0	.625	147	82	No Conference Play						Harry "Buck" Ewing
HOME: 10-27-2012 — 19 yards by Aronde Stanton, Youngstown State	1914	5-2-0	.714	93	60	No Conference Play						Harry "Buck" Ewing
AWAY: 8-29-2019 — 43 yards by Chris Williamson, Minnesota	1915	5-1-1	.786	163	7	No Conference Play						Harry "Buck" Ewing
OPPONENT RETURNED INTERCEPTION FOR TD	1916	4-2-0	.667	100	76	No Conference Play						Harry "Buck" Ewing
HOME: 12-10-2022 — 37 yards, by Jason Freeman, vs. Holy Cross (FCS Playoffs)	1917	5-1-0	.833	149	84	No Conference Play						Harry "Buck" Ewing
AWAY: 10-22-2022 — 31 yards by DyShawn Gales, at North Dakota	1918	NO GAMES — WORLD WAR I										
OPPONENT RETURNED INTERCEPTION FOR TD	1919	4-1-1	.750	78	20	No Conference Play						C.A. "Jack" West
HOME: 12-10-2022 — 37 yards, by Jason Freeman, vs. Holy Cross (FCS Playoffs)	1920	4-2-1	.643	66	27	No Conference Play						C.A. "Jack" West
AWAY: 10-22-2022 — 31 yards by DyShawn Gales, at North Dakota	1921	7-1-0	.875	255	38	No Conference Play						C.A. "Jack" West
OPPONENT RETURNED INTERCEPTION FOR TD	1922	5-2-1	.688	202	57	4-1-1	.750	111	37	1st		C.A. "Jack" West
HOME: 12-10-2022 — 37 yards, by Jason Freeman, vs. Holy Cross (FCS Playoffs)	1923	3-4-0	.429	121	85	2-3-0	.400	78	51	4th		C.A. "Jack" West
AWAY: 10-22-2022 — 31 yards by DyShawn Gales, at North Dakota	1924	6-1-0	.857	91	28	5-0-0	1.000	75	16	1st		C.A. "Jack" West
OPPONENT RETURNED INTERCEPTION FOR TD	1925	2-3-2	.429	20	45	1-1-2	.500	13	25	5th		C.A. "Jack" West
HOME: 12-10-2022 — 37 yards, by Jason Freeman, vs. Holy Cross (FCS Playoffs)	1926	8-0-3	.864	157	24	3-0-2	.800	56	14	1st		C.A. "Jack" West
AWAY: 10-22-2022 — 31 yards by DyShawn Gales, at North Dakota	1927	5-3-1	.611	189	89	2-2-0	.500	90	36	3rd		C.A. "Jack" West
OPPONENT RETURNED INTERCEPTION FOR TD	1928	9-1-0	.900	230	25	3-1-0	.750	53	19	2nd		T.C. "Cy" Kasper
HOME: 12-10-2022 — 37 yards, by Jason Freeman, vs. Holy Cross (FCS Playoffs)	1929	5-4-1	.550	237	55	2-1-1	.625	50	7	2nd		T.C. "Cy" Kasper
AWAY: 10-22-2022 — 31 yards by DyShawn Gales, at North Dakota	1930	2-6-1	.278	48	197	1-3-0	.250	13	64	4th		T.C. "Cy" Kasper
OPPONENT RETURNED INTERCEPTION FOR TD	1931	6-3-0	.667	194	78	2-2-0	.500	33	44	2nd		T.C. "Cy" Kasper
HOME: 12-10-2022 — 37 yards, by Jason Freeman, vs. Holy Cross (FCS Playoffs)	1932	2-5-1	.313	70	96	1-2-1	.375	32	31	5th		T.C. "Cy" Kasper
AWAY: 10-22-2022 — 31 yards by DyShawn Gales, at North Dakota	1933	6-3-0	.667	118	73	4-0-0	1.000	66	15	1st		T.C. "Cy" Kasper
OPPONENT RETURNED INTERCEPTION FOR TD	1934	6-4-0	.600	189	72	2-2-0	.500	65	19	4th		R.H. "Red" Threlfall
HOME: 12-10-2022 — 37 yards, by Jason Freeman, vs. Holy Cross (FCS Playoffs)	1935	4-4-1	.500	123	92	1-3-1	.300	39	48	3rd		R.H. "Red" Threlfall
AWAY: 10-22-2022 — 31 yards by DyShawn Gales, at North Dakota	1936	3-6-1	.350	51	116	1-4-1	.250	19	59	7th		R.H. "Red" Threlfall
OPPONENT RETURNED INTERCEPTION FOR TD	1937	4-5-0	.444	102	147	2-3-0	.400	44	58	6th		R.H. "Red" Threlfall
HOME: 12-10-2022 — 37 yards, by Jason Freeman, vs. Holy Cross (FCS Playoffs)	1938	3-5-0	.375	69	109	2-3-0	.400	48	76	4th		Jack Barnes
AWAY: 10-22-2022 — 31 yards by DyShawn Gales, at North Dakota	1939	7-2-0	.778	141	95	4-1-0	.800	68	53	1st		Jack Barnes
OPPONENT RETURNED INTERCEPTION FOR TD	1940	4-3-1	.563	78	57	2-3-1	.417	16	50	5th		Jack Barnes
HOME: 12-10-2022 — 37 yards, by Jason Freeman, vs. Holy Cross (FCS Playoffs)	1941	2-5-0	.286	32	131	1-5-0	.167	18	131	7th		Thurlo McCrady
AWAY: 10-22-2022 — 31 yards by DyShawn Gales, at North Dakota	1942	4-4-0	.500	65	92	3-3-0	.500	45	64	4th		Thurlo McCrady
OPPONENT RETURNED INTERCEPTION FOR TD	1943	NO GAMES — WORLD WAR II										
HOME: 12-10-2022 — 37 yards, by Jason Freeman, vs. Holy Cross (FCS Playoffs)	1944	1-1-0	.500	13	27	No Conference Play						Thurlo McCrady
AWAY: 10-22-2022 — 31 yards by DyShawn Gales, at North Dakota	1945	1-4-1	.250	51	144	No Conference Play						Thurlo McCrady
OPPONENT RETURNED INTERCEPTION FOR TD	1946	3-3-2	.500	131	76	2-1-2	.600	52	18	3rd		Thurlo McCrady
HOME: 12-10-2022 — 37 yards, by Jason Freeman, vs. Holy Cross (FCS Playoffs)	1947	4-5-0	.444	123	211	3-1-0	.750	60	38	3rd		Ralph Ginn
AWAY: 10-22-2022 — 31 yards by DyShawn Gales, at North Dakota	1948	4-6-0	.400	107	203	2-4-0	.333	53	127	4th		Ralph Ginn
OPPONENT RETURNED INTERCEPTION FOR TD	1949	7-3-0	.700	183	175	5-1-0	.833	129	90	1st		Ralph Ginn
HOME: 12-10-2022 — 37 yards, by Jason Freeman, vs. Holy Cross (FCS Playoffs)	1950	9-0-1	.950	381	116	5-0-1	.917	208	75	1st		Ralph Ginn
AWAY: 10-22-2022 — 31 yards by DyShawn Gales, at North Dakota	1951	8-1-1	.850	311	105	4-1-1	.750	168	84	2nd		Ralph Ginn
OPPONENT RETURNED INTERCEPTION FOR TD	1952	4-4-1	.500	287	230	3-2-1	.583	215	153	3rd		Ralph Ginn
HOME: 12-10-2022 — 37 yards, by Jason Freeman, vs. Holy Cross (FCS Playoffs)	1953	5-3-1	.611	247	186	5-0-1	.917	208	75	1st		Ralph Ginn
AWAY: 10-22-2022 — 31 yards by DyShawn Gales, at North Dakota	1954	7-2-0	.778	338	151	5-1-0	.833	247	111	1st		Ralph Ginn
OPPONENT RETURNED INTERCEPTION FOR TD	1955	6-2-1	.722	197	114	5-0-1	.917	157	62	1st		Ralph Ginn
HOME: 12-10-2022 — 37 yards, by Jason Freeman, vs. Holy Cross (FCS Playoffs)	1956	4-5-0	.444	137	212	3-3-0	.500	116	119	4th		Ralph Ginn
AWAY: 10-22-2022 — 31 yards by DyShawn Gales, at North Dakota	1957	6-2-1	.722	185	119	5-0-1	.917	152	75	1st		Ralph Ginn
OPPONENT RETURNED INTERCEPTION FOR TD	1958	4-5-0	.444	123	158	3-3-0	.500	98	111	3rd		Ralph Ginn
HOME: 12-10-2022 — 37 yards, by Jason Freeman, vs. Holy Cross (FCS Playoffs)	1959	2-7-0	.222	80	153	2-4-0	.333	68	76	6th		Ralph Ginn
AWAY: 10-29-1984 — 60 yards by Tom Smith of St. Cloud State	1960	5-4-1	.550	170	135	2-3-1	.417	107	81	4th		Ralph Ginn
OPPONENT RETURNED INTERCEPTION FOR TD	1961	8-2-0	.800	376	97	5-1-0	.833	221	59	1st		Ralph Ginn
HOME: 12-10-2022 — 37 yards, by Jason Freeman, vs. Holy Cross (FCS Playoffs)	1962	7-2-1	.750	238	70	5-0-1	.917	149	33	1st		Ralph Ginn
AWAY: 10-22-2022 — 31 yards by DyShawn Gales, at North Dakota	1963	9-1-0	.900	278	166	6-0-0	1.000	191	74	1st		Ralph Ginn
OPPONENT RETURNED INTERCEPTION FOR TD	1964	2-8-0	.200	170	243	2-4-0	.333	121	123	4th		Ralph Ginn

YEAR-BY-YEAR SCORES

	ALL GAMES			POINTS		CONFERENCE ONLY			POINTS		FINISH	COACH
	W-L-T	Pct		PF	PA	W-L-T	Pct	PF	PA			
1965	1-8-1	.150		111	247	1-4-1	.250	84	149	5th	Ralph Ginn	
1966	3-7-0	.300		129	280	2-4-0	.333	75	163	4th	Ralph Ginn	
1967	4-6-0	.400		186	185	2-4-0	.333	120	110	4th	Ralph Ginn	
1968	4-6-0	.400		247	259	2-4-0	.333	151	176	4th	Ralph Ginn	
1969	3-7-0	.300		175	227	3-3-0	.500	130	96	3rd	Dave Kragthorpe	
1970	2-8-0	.200		129	269	1-5-0	.167	61	167	6th	Dean Pryor	
1971	3-7-0	.300		109	223	2-4-0	.333	72	144	6th	Dean Pryor	
1972	6-5-0	.545		321	240	2-5-0	.286	141	197	6th	John Gregory	
1973	5-5-1	.500		283	240	2-4-1	.357	133	142	4th	John Gregory	
1974	6-5-0	.545		291	173	4-3-0	.571	189	104	3rd	John Gregory	
1975	7-4-0	.636		264	189	4-3-0	.571	98	110	4th	John Gregory	
1976	5-4-1	.550		176	215	4-1-1	.750	116	74	2nd	John Gregory	
1977	5-4-1	.550		181	137	3-3-1	.500	134	103	4th	John Gregory	
1978	5-6-0	.455		224	231	3-3-0	.500	146	120	3rd	John Gregory	
1979	9-3-0	.750		259	224	4-2-0	.667	157	140	2nd	John Gregory	
1980	3-8-0	.273		166	300	1-5-1	.214	105	219	7th	John Gregory	
1981	4-6-0	.400		226	233	2-5-0	.357	180	213	6th	John Gregory	
1982	4-6-0	.400		181	166	2-5-0	.357	123	129	5th	Wayne Haensel	
1983	5-6-0	.455		213	258	3-6-0	.333	172	241	8th	Wayne Haensel	
1984	3-8-0	.273		288	333	2-7-0	.222	247	273	8th	Wayne Haensel	
1985	7-4-0	.636		281	267	7-2-0	.778	243	210	2nd	Wayne Haensel	
1986	6-5-0	.545		285	229	5-4-0	.556	257	196	4th	Wayne Haensel	
1987	5-5-0	.500		208	241	4-5-0	.444	187	224	7th	Wayne Haensel	
1988	7-4-0	.636		321	225	6-3-0	.667	274	160	2nd	Wayne Haensel	
1989	5-6-0	.454		159	216	3-6-0	.333	131	197	8th	Wayne Haensel	
1990	3-8-0	.272		226	339	2-7-0	.222	174	301	9th	Wayne Haensel	
1991	7-3-0	.700		162	195	5-3-0	.625	127	175	4th	Mike Daly	
1992	7-3-0	.700		166	164	5-4-0	.556	153	164	5th	Mike Daly	
1993	7-4-0	.636		394	288	6-3-0	.667	290	224	3rd	Mike Daly	
1994	7-4-0	.636		335	231	5-4-0	.556	247	197	5th	Mike Daly	
1995	6-5-0	.545		276	228	4-5-0	.444	218	208	6th	Mike Daly	
1996	7-4-0	.636		254	201	6-3-0	.667	192	178	2nd	Mike Daly	
1997	4-6-0	.400		173	216	3-6-0	.333	156	209	6th	John Stiegelmeier	
1998	6-5-0	.545		294	244	5-4-0	.556	225	201	5th	John Stiegelmeier	
1999	8-3-0	.727		351	309	6-3-0	.667	257	258	4th	John Stiegelmeier	
2000	6-5-0	.554		291	255	4-5-0	.444	191	225	6th	John Stiegelmeier	
2001	5-6-0	.455		284	301	4-4-0	.500	201	201	4th	John Stiegelmeier	
2002	6-4-0	.600		267	224	4-4-0	.500	216	190	4th	John Stiegelmeier	
2003	7-4-0	.636		297	192	4-3-0	.571	170	146	4th	John Stiegelmeier	
2004	6-5-0	.545		245	263	2-3-0	.400	117	62	3rd	John Stiegelmeier	
2005	6-5-0	.545		363	251	3-2-0	.600	144	100	3rd	John Stiegelmeier	
2006	7-4-0	.636		235	235	3-1-0	.750	110	111	2nd	John Stiegelmeier	
2007	7-4-0	.636		375	244	4-0-0	1.000	152	112	1st	John Stiegelmeier	
2008	7-5-0	.583		427	348	6-2-0	.750	288	168	3rd	John Stiegelmeier	
2009	8-4-0	.667		333	209	7-1-0	.875	214	105	2nd	John Stiegelmeier	
2010	5-6-0	.455		234	232	4-4-0	.500	207	189	3rd	John Stiegelmeier	
2011	5-6-0	.455		265	364	4-4-0	.500	219	232	4th	John Stiegelmeier	
2012	9-4-0	.692		304	213	6-2-0	.750	182	122	2nd	John Stiegelmeier	
2013	9-5-0	.643		405	330	5-3-0	.625	218	155	2nd	John Stiegelmeier	
2014	9-5-0	.643		445	355	5-3-0	.625	245	223	4th	John Stiegelmeier	
2015	8-4-0	.667		341	208	5-3-0	.625	194	126	3rd	John Stiegelmeier	
2016	9-4-0	.692		431	355	7-1-0	.875	283	187	1st	John Stiegelmeier	
2017	11-3-0	.786		521	335	6-2-0	.750	279	198	2nd	John Stiegelmeier	
2018	10-3-0	.769		553	290	6-2-0	.750	319	203	2nd	John Stiegelmeier	
2019	8-5-0	.615		386	217	5-3-0	.625	236	156	3rd	John Stiegelmeier	
2020-21	8-2-0	.800		292	150	5-1-0	.833	176	95	1st	John Stiegelmeier	
2021	11-4-0	.733		542	296	5-3-0	.625	261	164	3rd	John Stiegelmeier	
2022	14-1-0	.933		513	237	8-0-0	1.000	273	125	1st	John Stiegelmeier	
123 Seasons	644-475-38	.573		24,077	20,583	356-268-24	.568	14,151	12,104			

THE LAST TIME ...

SDSU RETURNED A FUMBLE FOR A TOUCHDOWN

HOME: 12-3-2022 — 0 yards, by Matthew Durrance, vs. Delaware (FCS playoffs)
AWAY: 11-12-2011 — 68 yards, by Winston Wright, at Western Illinois

OPPONENT RETURNED A FUMBLE FOR A TOUCHDOWN

HOME: 10-5-1996 — 38 yards, by Tim Tibesar, North Dakota
AWAY: 9-8-2012 — 25 yards, by T'Darryl Grays, Southeastern Louisiana

SDSU RETURNED BLOCKED PUNT FOR A TOUCHDOWN

HOME: 9-10-2016 — 2 yards, by Jake Harms vs. Drake; blocked by Cody Hazelett
AWAY: 11-10-2018 — 9 yards, by Canyon Bauer at Western Illinois; blocked by Kinser Madison

OPPONENT RETURNED BLOCKED PUNT FOR TD

HOME: 11-12-2022 — 0 yards (on blocked punt), by Sy Dabney, Illinois State
AWAY: 10-22-2022 — 11 yards (on blocked punt), by Marcus Vaughn-Jones, North Dakota

SDSU SCORED A DEFENSIVE EXTRA POINT

AWAY: 10-30-2021 — by Adam Bock (after blocked PAT), at Youngstown State (third time in SDSU history)

OPPONENT SCORED A DEFENSIVE EXTRA POINT

AWAY: 10-25-2008 — by Larry Carter, Indiana State (only time in SDSU history)

YEAR-BY-YEAR SCORES

1889 (W-0, L-0, T-1)

SDS	Opp
6 South Dakota	6
6	6

1897 (W-0, L-1)

SDS	Opp
0 Sioux Falls	22
0	22

1898 (W-1, L-1, T-1)

SDS	Opp
62 Watertown	0
0 Yankton College	0
6 Sioux Falls (city)	11
68	11

1899 (W-3, L-1)

SDS	Opp
12 Madison Normal	5
55 Huron College	0
23 Madison Normal	0
0 Mitchell University	57
90	62

1900 (W-4, L-1)

SDS	Opp
33 Flandreau	0
16 Pipestone	6
56 Sioux Falls High	0
23 Flandreau	0
0 South Dakota	17
128	62

1901 (W-3, L-2)
Coach: Mr. Morrison

SDS	Opp
42 Flandreau	0
17 Yankton College	0
38 Huron College	0
5 Mitchell University	22
0 South Dakota	22
102	44

1902 (W-3, L-2)
Coach: L.L. Gilkey

SDS	Opp
17 Huron College	0
17 South Dakota Mines	5
0 South Dakota	10
5 Flandreau Indians	6
28 Flandreau Indians	0
67	21

1903 (W-1, L-2)

SDS	Opp
0 North Dakota State	85
28 Flandreau	0
0 Huron College	10
28	95

1904 (W-4, L-2, T-1)
Coach: J. Harrison Werner

SDS	Opp
15 Flandreau	0
11 Madison Normal	5
5 Mitchell University	6
15 Huron College	0
6 South Dakota	6
38 Pipestone High	0
0 Mitchell University	10
90	27

1905 (W-2, L-3)
Coach: William Blaine

SDS	Opp
46 Flandreau Indians	0
0 Mitchell University	24
28 Madison High	0
0 Minnesota	81
0 South Dakota	17
74	122

1906 (W-3, L-1)
Coach: William Juneau

SDS	Opp
36 Huron College	4
5 North Dakota	4
11 Dakota Wesleyan	4
0 South Dakota	22
52	34

1907 (W-5, L-2)
Coach: William Juneau

SDS	Opp
0 Huron College	4
48 Flandreau Indians	0
29 Toland's	0
6 North Dakota	24
5 Dakota Wesleyan	0
12 Yankton College	10
8 Huron College	4
108	42

1908 (W-3, L-3, T-1)
Coach: William Juneau

SDS	Opp
16 Northern	0
11 North Dakota State	5
0 Madison Normal	0
29 St. Thomas	12
0 Yankton College	21
0 Dakota Wesleyan	6
0 Huron College	17
56	61

1909 (W-1, L-3)
Coach: J.M. Saunderson

SDS	Opp
5 North Dakota State	11
0 Dakota Wesleyan	3
12 Yankton College	14
44 Huron College	0
61	28

1910 (W-4, L-2, T-2)
Coach: J.M. Saunderson

SDS	Opp
17 Northern	0
41 Huron College	0
12 Yankton College	0
6 North Dakota State	3
0 St. Thomas	28
0 South Dakota	33
0 Dakota Wesleyan	0
0 South Dakota Mines	0
76	64

1911 (W-4, L-4)
Coach: Frederick Johnson

SDS	Opp
12 Northern	0
6 South Dakota	15
11 Huron College	0
14 North Dakota State	3
17 South Dakota Mines	3
0 Marquette	16
0 Dakota Wesleyan	22
0 Yankton College	30
60	89



HARRY "BUCK" EWING
6 years, 26-12-2

1912 (W-2, L-3, T-1)
Coach: Harry "Buck" Ewing

SDS	Opp
0 Carleton	34
7 South Dakota	73
6 Yankton College	3
20 Huron College	3
0 Dakota Wesleyan	0
13 South Dakota Mines	23
46	136

1913 (W-5, L-3)
Coach: Harry "Buck" Ewing

SDS	Opp
47 Huron College	0
7 Carleton	25
7 North Dakota State	6
0 Hamline	21
12 Huron College	7
36 South Dakota Mines	0
0 Yankton College	20
38 Dakota Wesleyan	3
147	82

1914 (W-5, L-2)
Coach: Harry "Buck" Ewing

SDS	Opp
0 South Dakota	12
13 Huron College	0
19 Yankton College	7
28 Hamline	10
19 Huron College	7
14 North Dakota	3
0 Dakota Wesleyan	21
46	136

1915 (W-5, L-1, T-1)
Coach: Harry "Buck" Ewing

SDS	Opp
39 Huron College	0
72 Yankton College	0
25 Huron College	0
0 North Dakota	0
0 South Dakota	7
21 North Dakota State	0
6 Dakota Wesleyan	0
163	7


1916 (W-4, L-2)
Coach: Harry "Buck" Ewing

SDS	Opp
7 Minnesota	41
3 Wisconsin	28
31 Yankton College	0
7 Hamline	0
14 North Dakota	7
38 Huron College	0
100	76

1917 (W-5, L-1)
Coach: Harry "Buck" Ewing

SDS	Opp
0 Minnesota	64
33 Trinity	0
13 North Dakota	6
64 Gustavus Adolphus	0
21 North Dakota State	14
18 Macalester	0
149	84

1918 (No games — WWI)



C.A. "JACK" WEST
9 years, 44-17-9
3 NCC titles (1922, '24, '26)

1919 (W-4, L-1, T-1)

SDS	Opp
49 Northern	0
7 Dakota Wesleyan	0
0 North Dakota State	0
9 North Dakota	7
13 South Dakota	6
0 Creighton	7
78	20

1920 (W-4, L-2, T-1)

SDS	Opp
6 Northern	0
6 Dakota Wesleyan	0
3 North Dakota	6
27 North Dakota State	7
7 Macalester	7
14 Hamline	0
3 South Dakota	7
66	27

1921 (W-7, L-1)

SDS	Opp
40 Northern	0
3 Wisconsin	24
60 Huron College	0
54 North Dakota State	0
55 Yankton College	0
27 North Dakota	14
9 South Dakota	0
7 Creighton	0
255	38

1922 (W-5, L-2, T-1)
Inaugural NCC Champion

SDS	Opp
6 North Dakota	16
13 North Dakota State	0
7 South Dakota	7
48 Morningside	0
12 St. Thomas	0
25 Creighton	14
85 Columbus College	0
6 Wisconsin	20
202	57

1923 (W-3, L-4)

SDS	Opp
6 North Dakota	12
13 North Dakota State	14
7 South Dakota	0
24 Morningside	26
27 Creighton	20
44 Dakota Wesleyan	0
0 Marquette	13
121	85

1924 (W-6, L-1)
NCC Champion

SDS	Opp
16 Buena Vista	3
14 North Dakota State	0
7 North Dakota	6
10 South Dakota	3
34 Morningside	0
0 Michigan State	9
10 Creighton	7
91	28

1925 (W-2, L-3, T-2)

SDS	Opp
7 Dakota Wesleyan	0
0 Buena Vista	14
3 Nebraska Wesleyan	3
3 North Dakota State	3
0 Creighton	19
7 South Dakota	0
0 Marquette	6
20	45

1926 (W-8, L-0, T-3)
NCC Champion

SDS	Opp
6 North Dakota	0
21 North Dakota State	0
0 South Dakota	0
21 Morningside	6
8 Creighton	8
7 Columbus College	7
35 Huron College	0
33 Buena Vista	0
3 Detroit University	0
14 St. Louis University	0
9 at Hawaii	3
157	24

1927 (W-5, L-3, T-1)

SDS	Opp
34 North Dakota State	0
12 South Dakota	16
15 Des Moines U	0
44 Morningside	7
0 Creighton	14
67 Huron College	0
7 Columbus College	7
10 St. Regis	7
0 Detroit University	38
189	89

YEAR-BY-YEAR SCORES



T.C. "CY" KASPER

6 years, 30-22-3

1 NCC title (1933)

1928 (W-9, L-1)

SDS	Opp
0 North Dakota	6
27 North Dakota State	6
13 South Dakota	0
13 Morningside	7
18 Creighton	6
14 Huron College	0
63 Dakota Wesleyan	0
18 Columbus College	0
31 Minnesota "B"	0
33 Western Union	0
120	25

1929 (W-5, L-4, T-1)

SDS	Opp
6 North Dakota	7
0 North Dakota State	0
6 South Dakota	0
28 Morningside	0
0 Wisconsin	21
0 St. Louis University	6
7 Loyola	21
59 Huron College	0
49 Dakota Wesleyan	0
72 Western Union	0
237	55

1930 (W-2, L-6, T-1)

SDS	Opp
0 North Dakota	21
0 North Dakota State	24
13 South Dakota	6
0 Morningside	13
21 Southern	0
0 Minnesota	48
0 St. Olaf	20
7 Wisconsin	58
7 Loyola	7
48	197

1931 (W-6, L-3)

SDS	Opp
6 North Dakota	34
7 North Dakota State	0
0 South Dakota	10
20 Morningside	0
34 Southern	0
39 Dakota Wesleyan	0
19 Northern	0
49 Augustana	0
20 DePaul	34
194	78

1932 (W-2, L-5, T-1)

SDS	Opp
0 North Dakota	13
6 North Dakota State	12
0 South Dakota	0
26 Morningside	6
26 Northern	7
0 Michigan Normal	12
0 Minnesota	12
12 Duquense	34
70	96

1933 (W-6, L-3)

NCC Champion

SDS	Opp
18 North Dakota	2
13 North Dakota State	7
14 South Dakota	0
0 South Dakota	6
21 Morningside	6
27 Northern	0
6 Minnesota	19
6 Catholic University	26
13 Michigan Normal	0
118	72



R.H. "RED" THRELFALL

4 years, 17-19-2

1934 (W-6, L-4)

SDS	Opp
0 North Dakota	6
38 North Dakota State	0
19 South Dakota	0
7 Morningside	13
14 Northern	0
14 Creighton	0
7 Wisconsin	28
38 Dakota Wesleyan	0
14 St. Olaf	6
0 Wichita	19
189	72

1935 (W-4, L-4, T-1)

SDS	Opp
13 Iowa Teachers	22
6 North Dakota	6
6 North Dakota State	7
2 South Dakota	7
12 Morningside	6
33 Northern	0
13 Wisconsin	6
0 Cincinnati	38
38 St. Olaf	0
123	92

1936 (W-3, L-6, T-1)

SDS	Opp
13 Iowa Teachers	0
6 North Dakota	33
0 North Dakota State	7
0 South Dakota	6
0 Northern	13
0 Omaha University	0
12 Gustavus Adolphus	7
7 Wisconsin	24
13 Luther	6
0 Wichita	20
51	116

1937 (W-4, L-5)

SDS	Opp
0 Iowa Teachers	33
13 North Dakota State	6
2 South Dakota	12
0 Morningside	7
20 Omaha University	0
40 Mankato Teachers	7
0 Wisconsin	32
20 Wichita	6
7 DePaul	44
102	147



JACK BARNES

3 years, 14-10-1

1 NCC title (1939)

1938 (W-3, L-5)

SDS	Opp
0 North Dakota	37
6 North Dakota State	13
0 South Dakota	7
14 Morningside	13
28 Omaha University	6
7 South Dakota Mines	18
0 St. Norbert's	9
14 Moorhead Teachers	6
69	109

1939 (W-7, L-2)

NCC Co-Champions

SDS	Opp
14 North Dakota	13
6 North Dakota State	0
7 South Dakota	21
34 Morningside	13
7 Omaha University	6
40 South Dakota Mines	0
20 Moorhead Teachers	7
6 Yankton College	0
7 West Texas State	35
141	95

1940 (W-4, L-3, T-1)

SDS	Opp
45 South Dakota Mines	0
6 St. Norbert's	0
12 Omaha University	7
6 Morningside	6
0 South Dakota	26
7 North Dakota State	0
0 North Dakota	6
2 Iowa Teachers	12
78	57



THURLO MCCRADY

5 years, 11-17-3

1941 (W-2, L-5)

SDS	Opp
14 Northern	0
0 Iowa Teachers	21
0 at Omaha University	12
0 at North Dakota State	25
15 North Dakota	33
0 at South Dakota	40
3 Morningside	0
32	131

1942 (W-4, L-4)

SDS	Opp
0 at Youngstown	14
0 at Iowa Teachers	38
20 Omaha University	0
3 at Morningside	0
8 at North Dakota	19
0 South Dakota	7
14 North Dakota State	0
20 Carleton	14
65	92

1943 (No games — WWII)

1944 (W-1, L-1)

SDS	Opp
6 SDSC ERC (Army)	0
7 at Concordia College	27
13	27

1945 (W-1, L-4, T-1)

SDS	Opp
6 at Minot Teachers	33
0 at Drake	34
0 Bemidji Teachers	6
25 Hamline	0
7 at Iowa Teachers	58
13 Concordia College	13
51	144

1946 (W-3, L-3, T-2)

SDS	Opp
18 at Loras	23
6 Iowa Teachers	6
61 Manitoba University	0
0 at North Dakota State	6
26 Augustana	6
20 at South Dakota	0
0 at Oklahoma City U.	35
0 Morningside	0
131	76



RALPH GINN

22 years, 113-89-9

9 NCC titles (1949, '50, '53, '54, '55, '57, '61, '62, '63)

1947 (W-4, L-5)

SDS	Opp
0 at Loras	28
6 St. Cloud Teachers	20
39 Central (Iowa)	6
6 at Kansas	86
33 at Augustana	12
7 South Dakota	26
7 North Dakota State	0
13 at Morningside	0
12 at Toledo	33
123	211

1948 (W-4, L-6)

SDS	Opp
21 Moorhead Teachers	7
0 at Drake	47
6 Loras	20
6 North Dakota	31
7 at Iowa Teachers	33
7 at North Dakota State	6
20 Augustana	6
0 at South Dakota	33
13 Morningside	18
27 at Colorado State College	2
107	203

1949 (W-7, L-3)

NCC Co-Champion

SDS	Opp
7 St. Cloud Teachers	0
0 at Drake	40
27 at Morningside	20
40 Colorado State College	13
14 Iowa Teachers	13
28 at Augustana	0
0 at North Dakota	19
27 South Dakota	25
33 North Dakota State	13
7 at Bradley	32
183	175

YEAR-BY-YEAR SCORES

1950 (W-9, L-0, T-1)
NCC Champion
Coach: Ralph Ginn

Date	SDS	Opp
S9	39	St. Cloud Teachers 7
S16	34	at Iowa Teachers 13
S23	31	Morningside 7
S29	20	Augustana 12
O7	41	St. Olaf 14
O14	60	at North Dakota State 0
O21	21	North Dakota 21
O28	54	at South Dakota 28
N4	40	at Wayne University (Mich) 0
N11	41	at Carleton 14
	381	116

1951 (W-8, L-1, T-1)

Date	SDS	Opp
S8	26	at St. Cloud Teachers 0
S15	48	Iowa Teachers 6
S22	28	at Morningside 26
S29	58	at Augustana 7
O6	34	Emporia State (Kan.) 14
O13	21	at North Dakota 12
O20	7	North Dakota State 7
O27	6	South Dakota 26
N2	48	Bemidji Teachers 0
N10	35	at La Crosse State 7
	311	105

1952 (W-4, L-4, T-1)

Date	SDS	Opp
S13	6	La Crosse State 13
S20	19	at Iowa State 57
S27	47	St. Cloud Teachers 7
O3	47	Augustana 6
O11	14	at North Dakota State 48
O18	60	North Dakota 6
O25	21	at South Dakota 21
N1	39	Morningside 25
N8	34	at Iowa Teachers 47
	287	230

1953 (W-5, L-3, T-1)
NCC Champion

Date	SDS	Opp
S19	13	at Marquette 46
S26	52	Iowa Teachers 19
O3	13	at North Dakota 13
O10	55	at Augustana 0
O17	13	St. John's (Minn.) 26
O24	32	North Dakota State 14
O31	25	South Dakota 0
N7	31	at Morningside 29
N14	13	at Wichita State 39
	247	186

1954 (W-7, L-2)
NCC Co-Champion

Date	SDS	Opp
S18	6	at Iowa State 34
S25	19	at St. Thomas 6
O1	66	Mankato Teachers 0
O9	68	Augustana 0
O16	50	at North Dakota State 13
O23	34	North Dakota 20
O30	20	at South Dakota 19
N5	34	Morningside 39
N13	41	at Iowa Teachers 20
	338	151

1955 (W-6, L-2, T-1)
NCC Champion

Date	SDS	Opp
S17	13	St. Thomas 19
S24	34	Iowa Teachers 21
O1	14	at North Dakota 6
O8	28	at Augustana 0
O15	7	Wichita State 33

O22	33	North Dakota State 7
O29	27	South Dakota 7
N5	21	at Morningside 21
N12	20	at La Crosse State 0
	197	114

1956 (W-4, L-5)

Date	SDS	Opp
S15	14	at Montana State 33
S22	7	Northwest Missouri 0
S29	0	at Arizona 60
O6	20	Augustana 21
O13	14	North Dakota 13
O20	14	at South Dakota 19
O27	9	at North Dakota State 26
N3	28	Morningside 13
N10	31	at Iowa Teachers 27
	137	212

1957 (W-6, L-2, T-1)
NCC Champion

Date	SDS	Opp
S14	6	Montana State 13
S21	23	Iowa Teachers 20
S28	7	at Drake 25
O5	16	at Augustana 0
O12	53	at North Dakota 21
O19	21	South Dakota 13
O26	32	North Dakota State 14
N2	7	at Morningside 7
N9	20	at Mankato Teachers 6
	185	119

1958 (W-4, L-5)

Date	SDS	Opp
S13	12	Drake 6
S20	7	at Marquette 18
S27	6	at Montana State 23
O4	20	Augustana 6
O11	12	North Dakota 30
O18	7	at South Dakota 28
O25	20	at North Dakota State 33
N1	26	Morningside 6
N8	13	at Iowa Teachers 8
	123	158

1959 (W-2, L-7)

Date	SDS	Opp
S12	0	Montana State 27
S19	0	Colorado State College 22
S26	12	Kansas State 28
O3	0	at Augustana 13
O10	6	at North Dakota 0
O17	12	South Dakota 7
O24	6	North Dakota State 8
O31	32	at Morningside 34
N7	12	Iowa Teachers 14
	80	153

1960 (W-5, L-4, T-1)

Date	SDS	Opp
S10	22	Bemidji State 6
S17	6	at Kansas State 20
S24	20	Montana State 14
O1	20	Augustana 21
O8	23	North Dakota 27
O15	28	at South Dakota 7
O22	14	at North Dakota State 14
O29	22	Morningside 0
N5	0	at Iowa Teachers 12
N12	15	at Colorado St. College 14
	170	135

1961 (W-8, L-2)
NCC Co-Champion

Date	SDS	Opp
S9	34	at Bemidji State 8
S16	36	Colorado State College 13
S23	73	St. Cloud State 0
S30	12	at Montana State 17
O7	41	at Augustana 14
O14	13	at North Dakota 14
O21	34	South Dakota 6
O28	41	North Dakota State 12
N4	56	at Morningside 0
N11	36	State College of Iowa 13
	376	97

1962 (W-7, L-2, T-1)
NCC Co-Champion

Date	SDS	Opp
S15	25	at Toledo 14
S22	7	Arkansas State 9
S29	10	Montana State 14
O6	28	Augustana 7
O13	26	North Dakota 0
O20	24	at South Dakota 0
O27	17	at North Dakota State 6
N3	13	at State College of Iowa 13
N10	41	Morningside 7
N17	47	at Colorado State College 0
	238	70

1963 (W-9, L-1)
NCC Champion

Date	SDS	Opp
S14	9	at Montana State 6
S21	7	at Nebraska 58
S28	54	Colorado State College 14
O5	28	at Augustana 8
O12	7	at North Dakota 6
O19	61	South Dakota 0
O26	40	North Dakota State 25
N2	27	State College of Iowa 13
N9	28	at Morningside 22
N16	17	at Arkansas State 14
	278	166

1964 (W-2, L-8)

Date	SDS	Opp
S12	14	Montana State 46
S19	14	at Fresno State 30
S26	27	Augustana 14
O3	13	at North Dakota State 20
O10	28	North Dakota 35
O17	7	at South Dakota 10
O24	32	Morningside 21
O31	14	at State College of Iowa 23
N7	15	at Drake 37
N14	6	Mankato State 7
	170	243

1965 (W-1, L-8, T-1)

Date	SDS	Opp
S11	0	at Montana State 22
S18	0	Parsons (Kan.) 10
S25	14	at Augustana 14
O2	13	North Dakota State 41
O9	7	at North Dakota 14
O16	30	South Dakota 14
O23	20	at Morningside 25
O30	0	State College of Iowa 41
N6	20	at Colorado State U 52
N13	7	at Mankato State 14
	111	247

1966 (W-3, L-7)

Date	SDS	Opp
S10	6	at Montana State 41
S17	27	at Minnesota-Duluth 0
S24	14	Colorado State University 45
O1	6	at North Dakota St. 35
O8	21	Morningside 41
O15	0	North Dakota 43
O22	22	at South Dakota 18
O29	7	at State College of Iowa 13
N5	7	at Colorado St. College 31
N12	19	Augustana 13
	129	280

1967 (W-4, L-6)

Date	SDS	Opp
S16	7	Minnesota-Duluth 12
S23	24	at Idaho State 22
S30	14	North Dakota State 34
O7	24	at Morningside 15
O14	7	at North Dakota 9
O21	42	South Dakota 14
O28	16	Northern Iowa 17
N4	21	Drake 34
N11	17	at Augustana 21
N18	14	at Tampa 7
	186	185

1968 (W-4, L-6)

Date	SDS	Opp
S14	12	Weber State (Utah) 27
S21	3	at North Dakota St. 21
S28	43	Morningside 14
O5	10	at Northern Iowa 38
O12	16	North Dakota 21
O19	32	at South Dakota 55
O26	23	at Youngstown State 20
N2	47	Augustana 27
N9	41	Idaho State 22
N16	20	at Drake 28
	247	273



DAVE KRAGTHORPE
1 year, 3-7

1969 (W-3, L-7)

Date	SDS	Opp
S13	13	at Weber State 28
S20	16	Drake 21
S27	22	at Morningside 32
O4	14	Northern Iowa 24
O11	19	at North Dakota 13
O18	20	South Dakota 14
O25	16	Youngstown State 17
N1	42	at Augustana 0
N8	13	North Dakota State 20
N15	0	at Montana 58
	175	227

YEAR-BY-YEAR SCORES



DEAN PRYOR
2 years, 5-15

1970 (W-2, L-8)			
Date	SDS		Opp
S12	37	St. Thomas	14
S19	19	at Mankato State	43
S26	8	at Northern Iowa	24
O3	12	at Wayne State (Mich.)	21
O10	3	North Dakota	36
O17	0	at South Dakota	26
O24	6	Augustana	22
O31	0	at North Dakota State	35
N7	44	Morningside	24
N14	0	Montana	24
	129		269

1971 (W-3, L-7)			
Date	SDS		Opp
S11	26	at St. Thomas	7
S18	0	Mankato State	10
S25	0	Northern Iowa	23
O2	8	Wayne State (Mich.)	27
O9	7	at North Dakota	35
O16	18	South Dakota	37
O23	16	at Augustana	15
O30	20	North Dakota State	13
N6	12	at Morningside	21
N13	2	at Eastern Michigan	35
	109		223



JOHN GREGORY
10 years, 55-50-3

1972 (W-6, L-5)			
Date	SDS		Opp
S9	73	Eastern Montana	0
S16	17	at Mankato State	24
S23	49	Missouri-Rolla	0
S30	34	Youngstown State	22
O7	25	Augustana	14
O14	21	North Dakota	51
O21	27	at South Dakota	42
O28	16	at North Dakota State	34
N4	0	at Northern Iowa	32
N11	35	Morningside	0
N18	24	at Quantico Marines	21
	321		240

1973 (W-5, L-5, T-1)			
Date	SDS		Opp
S1	28	Northwestern (Iowa)	38
S8	39	Southwest State	6
S15	0	Mankato State	21
S22	26	at Youngstown State	6
S29	56	Western State	28
O6	21	at Augustana	21
O13	20	at North Dakota	28
O20	10	South Dakota	36
O27	14	North Dakota State	24
N3	16	Northern Iowa	0
N10	52	at Morningside	12
	283		240

1974 (W-6, L-5)			
Date	SDS		Opp
S2	15	Northwestern (Iowa)	0
S7	45	Southwest State	10
S14	45	at Mankato State	14
S21	21	Youngstown State	35
S28	35	Augustana	6
O5	0	at North Dakota State	28
O12	55	North Dakota	6
O19	6	at South Dakota	20
O26	27	Morningside	8
N2	21	at Northern Iowa	22
N9	21	at Nevada-Las Vegas	24
	291		173

1975 (W-7, L-4)			
Date	SDS		Opp
S6	49	Hamline	6
S13	10	Mankato State	0
S20	56	at Nebraska-Omaha	14
S27	17	at Augustana	31
O4	13	North Dakota State	8
O11	14	at North Dakota	35
O18	24	South Dakota	22
O25	17	at Morningside	0
N1	3	Northern Iowa	14
N8	23	at Nevada-Las Vegas	38
N15	38	at Youngstown State	21
	264		190

1976 (W-5, L-4, T-1)			
Date	SDS		Opp
S4	1	*at St. Cloud State	0
S11	21	Western Illinois	28
S25	7	Northern Colorado	22
O2	0	at North Dakota State	13
O9	14	Morningside	0
O16	28	North Dakota	6
O23	17	at South Dakota	17
O30	16	at Northern Iowa	13
N6	19	at Weber State	52
N13	41	Augustana	25
	176		215

*St. Cloud won the game 39-13, then later had to forfeit.

1977 (W-5, L-4, T-1)			
Date	SDS		Opp
S3	10	St. Cloud State	0
S10	23	at Western Illinois	6
S17	14	at Dayton (Ohio)	28
S24	34	Nebraska-Omaha	2
O1	14	North Dakota State	27
O8	44	at Morningside	20
O15	6	at North Dakota	6
O22	10	South Dakota	15
O29	12	Northern Iowa	23
N12	14	at Augustana	10
	181		137

1978 (W-5, L-6)			
Date	SDS		Opp
S2	43	St. Cloud State	3
S9	7	at Louisville	54
S16	7	Moorhead State	12
S23	41	Morningside	17
S30	30	at North Dakota	19
O7	19	at Augustana	7
O14	7	South Dakota	24
O21	14	at Nebraska-Omaha	16
O28	10	at Northern Iowa	9
N4	26	North Dakota State	28
N18	21	at Portland State	42
	224		231

1979 (W-9, L-3)			
NCAA Division II Playoffs			
Date	SDS		Opp
S1	28	at St. Cloud State	7
S8	27	Wisconsin-Whitewater	7
S22	0	North Dakota	13
S29	28	Augustana	26
O6	26	South Dakota	21
O13	31	Nebraska-Omaha	14
O20	14	Northern Iowa	7
O27	14	at North Dakota State	38
N3	24	at Morningside	0
N10	33	at South Dakota	28
N17	27	at Idaho	13
		NCAA Playoffs	
N24	7	at Youngstown State	50
	259		224

1980 (W-3, L-8)			
Date	SDS		Opp
S6	17	St. Cloud State	0
S13	27	Western Illinois	33
S20	7	at Augustana	34
S27	21	South Dakota	13
O4	17	at Nebraska-Omaha	40
O11	7	at Northern Colorado	40
O18	16	North Dakota State	23
O25	17	Morningside	6
N1	13	at North Dakota	47
N8	7	at South Dakota	16
N15	17	at Portland State	48
	166		300

1981 (W-4, L-6)			
Date	SDS		Opp
S5	40	St. Cloud State	3
S12	13	at Western Illinois	17
S19	21	South Dakota	20
S26	17	Nebraska-Omaha	10
O3	20	Northern Colorado	22
O10	24	at North Dakota State	48
O17	23	at Morningside	28
O24	28	North Dakota	16
O31	31	Augustana	34
N7	16	at South Dakota	28
	233		226



WAYNE HAENSEL
9 years, 45-52

1982 (W-4, L-6)			
Date	SDS		Opp
S4	37	St. Cloud State	14
S11	20	South Dakota	7
S18	22	at Nebraska-Omaha	11
S25	14	at Northern Colorado	22
O2	3	North Dakota State	10
O9	35	Morningside	0
O16	13	at North Dakota	34
O23	10	at Augustana	13
O30	6	at South Dakota	31
N6	21	at Mankato State	23
	181		166

1983 (W-5, L-6)			
Date	SDS		Opp
S3	21	Mankato State	14
S10	20	at Drake	3
S17	17	at Morningside	10
S24	28	at North Dakota	27
O1	22	St. Cloud State	24
O8	16	at Nebraska-Omaha	44
O15	12	North Dakota State	24
O22	13	Augustana	9
O29	23	South Dakota	48
N5	27	at Mankato State	30
N12	14	Northern Colorado	21
	213		258

1984 (W-3, L-8)			
Date	SDS		Opp
S1	14	at Portland State	17
S8	27	Wisconsin-Stout	13
S15	25	Morningside	27
S22	7	North Dakota	46
S29	24	at St. Cloud State	12
O6	24	Nebraska-Omaha	27
O13	30	at North Dakota State	55
O20	42	at Augustana	14
O27	42	at South Dakota	45
N3	24	Mankato State	30
N10	29	at Wyoming	45
	288		331

1985 (W-7, L-4)			
Date	SDS		Opp
S7	20	at Northern Arizona	24
S14	18	at South Dakota	33
S21	45	Nebraska-Omaha	28
S28	29	North Dakota	23
O5	25	at Morningside	14
O12	7	at North Dakota State	41
O19	24	South Dakota	12
O26	31	Augustana	19
N2	31	at Mankato State	38
N9	28	St. Cloud State	21
N16	23	at Northern Colorado	14
	281		267

YEAR-BY-YEAR SCORES

1986 (W-6, L-5)			1989 (W-5, L-6)			1991 (W-7, L-3)			1994 (W-7, L-4)		
Date	SDS	Opp	Date	SDS	Opp	Date	SDS	Opp	Date	SDS	Opp
S6	14	Wisconsin-Stevens Point	S2	14	Southwest State	S7	16	Kearney State	S3	32	Slippery Rock
S13	14	South Dakota	S9	14	at South Dakota	S14	19	at South Dakota	S10	56	South Dakota Tech
S20	13	at Nebraska-Omaha	S16	23	at North Dakota	S21	10	at North Dakota	S17	37	at St. Cloud State
S27	52	at North Dakota	S23	12	North Dakota State	S28	0	North Dakota State	S24	13	Northern Colorado
O4	24	Morningside	S30	12	at Mankato State	O5	21	at Nebraska-Omaha	O1	56	Morningside
O11	7	North Dakota State	O7	13	South Dakota	O12	21	South Dakota	O8	39	at North Dakota State
O18	39	at South Dakota	O14	10	St. Cloud State	O19	27	Morningside	O15	20	at Nebraska-Omaha
O25	40	at Augustana	O21	20	at Augustana	O26	31	at Augustana	O22	26	South Dakota
N1	7	Mankato State	O28	13	Morningside	N9	0	*Mankato State	O29	33	at Augustana
N8	44	at St. Cloud State	N4	16	at Northern Colorado	N16	17	Northern Colorado	N5	17	Mankato State
N15	31	at Northern Colorado	N11	12	Nebraska-Omaha		162		N12	6	at North Dakota
	285			159						335	231
		229			216						
						^ Game played at Vermillion					
1987 (W-5, L-5)			1990 (W-3, L-8)			1992 (W-7, L-3)			1995 (W-6, L-5)		
Date	SDS	Opp	Date	SDS	Opp	Date	SDS	Opp	Date	SDS	Opp
S5	21	at Central Missouri	S1	28	at Kearney State	S12	13	South Dakota	S2	10	Northwest Missouri
S19	7	at North Dakota State	S8	24	South Dakota	S19	3	North Dakota	S9	48	at South Dakota Tech
S26	21	South Dakota	S15	21	North Dakota	S26	10	at North Dakota State	S16	37	Augustana
O3	28	Nebraska-Omaha	S22	28	at North Dakota State	O3	21	Nebraska-Omaha	S23	10	St. Cloud State
O10	17	at Augustana	S29	15	Mankato State	O10	31	at South Dakota	S30	3	at North Dakota
O17	38	Morningside	O6	16	at South Dakota	O17	1	*at Morningside	O7	31	at South Dakota
O24	10	at St. Cloud State	O13	19	at St. Cloud State	O24	14	Augustana	O14	17	North Dakota State
O31	24	North Dakota	O20	0	Augustana	O31	14	at St. Cloud State	O21	39	at Morningside
N7	21	Northern Colorado	O27	20	at Morningside	N7	34	Mankato State	O28	14	Northern Colorado
N14	21	Mankato State	N3	21	Northern Colorado	N14	24	at Northern Colorado	N4	28	Nebraska-Omaha
	208		N10	34	at Nebraska-Omaha		166		N11	39	at Mankato State
		241		226						278	228
						*Morningside won the game 6-2, but later forfeited.					
1988 (W-7, L-4)			1993 (W-7, L-4)			1996 (W-7, L-4)					
Date	SDS	Opp	Date	SDS	Opp	Date	SDS	Opp	Date	SDS	Opp
S3	31	Central Missouri	S4	48	at Montana	S7	6	at Northwest Missouri	S14	56	South Dakota Tech
S10	16	at Montana	S11	56	Southwest State	S18	21	St. Cloud State	S21	27	at Augustana
S17	26	North Dakota State	S18	21	St. Cloud State	S25	17	at Northern Colorado	S28	17	at St. Cloud State
S24	21	at South Dakota	S25	17	at Northern Colorado	O2	30	at Morningside	O5	28	North Dakota
O1	16	at Nebraska-Omaha	O2	30	at Morningside	O9	42	North Dakota State	O12	28	South Dakota
O8	37	Augustana	O9	42	North Dakota State	O16	50	Nebraska-Omaha	O19	7	at North Dakota State
O15	49	at Morningside	O16	50	Nebraska-Omaha	O23	7	at South Dakota	O26	31	Morningside
O22	21	St. Cloud State	O23	7	at South Dakota	O30	35	Augustana	N2	6	at Northern Colorado
O29	34	at North Dakota	O30	35	Augustana	N6	60	at Mankato State	N9	17	at Nebraska-Omaha
N5	28	Northern Colorado	N6	60	at Mankato State	N13	28	North Dakota	N16	31	Mankato State
N12	42	at Mankato State	N13	28	North Dakota		394			254	201
	321									288	



MIKE DALY
6 years, 41-23

CAREER COACHING RECORDS

COACH	SEASONS	OVERALL					CONFERENCE ONLY				
		WON	LOST	TIED	PCT	TITLES	WON	LOST	TIED	PCT	TITLES
John Stiegelmeier (1997-2022)	26	199	112	0	.640	126	69	0	.646	4	
Ralph Ginn (1947-68)	22	113	89	9	.557	77	43	9	.632	9	
John Gregory (1972-81)	10	55	50	3	.523	29	34	3	.462	0	
Wayne Haensel (1982-90)	9	45	52	0	.464	36	43	0	.456	0	
C.A. "Jack" West (1919-27)	9	44	17	9	.669	17	7	5	.672	3	
Mike Daly (1991-96)	6	41	23	0	.641	32	22	0	.593	0	
T.C. "Cy" Kasper (1928-33)	6	30	22	3	.573	13	9	2	.583	1	
Harry "Buck" Ewing (1912-17)	6	26	12	2	.675	0	0	0	.000	0	
R.H. "Red" Threlfall (1934-37)	4	17	19	2	.474	6	12	2	.350	0	
Jack Barnes (1938-40)	3	14	10	1	.580	8	7	1	.531	1	
William Juneau (1906-08)	3	11	6	1	.639	0	0	0	.000	0	
Thurlo McCrady (1941-46)	5	11	17	3	.403	6	9	2	.412	0	
J.M. Saunderson (1909-10)	2	5	5	2	.500	0	0	0	.000	0	
Dean Pryor (1970-71)	2	5	15	0	.250	3	9	0	.250	0	
J. Harrison Werner (1904)	1	4	2	1	.643	0	0	0	.000	0	
Frederick Johnson (1911)	1	4	4	0	.500	0	0	0	.000	0	
Mr. Morrison (1901)	1	3	2	0	.600	0	0	0	.000	0	
L.L. Gilkey (1902)	1	3	2	0	.600	0	0	0	.000	0	
Dave Kragthorpe (1969)	1	3	7	0	.300	3	3	0	.500	0	
William M. Blaine (1905)	1	2	3	0	.400	0	0	0	.000	0	
Unavailable	6	9	6	2	.588	0	0	0	.000	0	
TOTALS	124	644	475	38	.573	356	267	24	.569	18	

YEAR-BY-YEAR SCORES



JOHN STIEGELMEIER

26 years, 199-112
 1 GWFC title (2007)
 3 MVFC titles (2016, 2020-21, 2022)
 12 FCS playoff appearances
 (2009, 2012-22)
 1 FCS National Championship
 (2022)

1997 (W-4, L-6)

Date	SDS	Opp
S13	17	at UC Davis 7
S20	7	at North Dakota 28
S27	7	Mankato State 21
O4	3	at South Dakota 21
O11	20	St. Cloud State 16
O18	21	at Nebraska-Omaha 31
O25	34	North Dakota State 27
N1	22	at Augustana 28
N8	7	Northern Colorado 17
N15	35	Morningside 20
	173	216

1998 (W-6, L-5)

Date	SDS	Opp
S5	56	Wisconsin-Stout 13
S12	13	UC Davis 30
S19	6	North Dakota 20
S26	10	at Minn. State, Mankato 24
O3	24	South Dakota 10
O10	27	at St. Cloud State 0
O17	30	Nebraska-Omaha [2 OT] 27
O24	32	at North Dakota State 35
O31	31	Augustana 28
N7	24	at Northern Colorado 44
N14	41	^Morningside 13
	294	244

^ Game played at Vermillion

1999 (W-8, L-3)

Date	SDS	Opp
S2	35	at Grand Valley State 20
S11	59	at Wayne State (Neb.) 31
S18	38	Augustana 31
S25	18	at Northern Colorado 45
O2	34	Morningside 30
O9	34	at Minn. State, Mankato 28
O16	7	North Dakota State 28
O23	21	North Dakota 7
O30	34	at Nebraska-Omaha 40
N6	43	at South Dakota 30
N13	28	St. Cloud State 19
	351	309

2000 (W-6, L-5)

Date	SDS	Opp
S2	36	Grand Valley State 27
S9	65	Wayne State (Neb.) 3
S16	25	at Augustana 24
S23	17	Northern Colorado 7
S30	51	Morningside 14
O7	17	Minnesota State, Mankato 21
O14	3	at North Dakota State 21
O21	0	at North Dakota 42
O28	7	Nebraska-Omaha 24
N4	28	South Dakota 41
N11	42	at St. Cloud State 31
	291	255

2001 (W-5, L-6)

Date	SDS	Opp
S1	34	Ferris State 24
S8	21	at Chadron State 31
S15	17	at Nebraska-Omaha 28
S22	30	St. Cloud State 24
S29	9	at North Dakota 44
O6	28	at Western Washington 45
O13	31	Augustana 21
O20	38	at North Dakota State 45
O27	20	at South Dakota 3
N3	21	Northern Colorado 36
N10	35	Minnesota State, Mankato 0
	284	301

2002 (W-6, L-4)

Date	SDS	Opp
S14	28	Chadron State 15
S21	38	Nebraska-Omaha 21
S28	24	at St. Cloud State 28
O5	13	North Dakota 21
O12	23	Western Washington 19
O19	33	at Augustana [3 OT] 39
O26	25	North Dakota State 20
N2	27	South Dakota 20
N9	17	at Northern Colorado 28
N16	39	at Minnesota State, Mankato 13
	267	224

2003 (W-7, L-4)

Date	SDS	Opp
S6	20	Northwest Missouri 0
S13	23	at Winona State 30
S20	37	at Western Oregon 10
S27	0	at North Dakota State 24
O4	17	at Nebraska-Omaha 34
O11	24	North Dakota 25
O18	38	Minnesota State Mankato 6
O25	22	at South Dakota 11
N1	27	St. Cloud State 24
N8	42	Augustana 22
N15	47	Humboldt State 6
	297	192

DIVISION I (FCS) ERA

2004 (W-6, L-5)

Date	SDS	Opp
S4	0	at UC Davis 52
S11	45	Winona State 20
S18	38	Western Oregon 3
S25	31	at Southern 24
O2	7	at Cal Poly 14
O9	24	North Dakota State 21
O23	24	at Montana State 27
O30	7	at Georgia Southern 63
N6	38	Augustana 9
N13	17	at Southern Utah [2 OT] 23
N20	14	at Northern Colorado 7
	245	263

2005 (W-6, L-5)

Date	SDS	Opp
S3	42	Wisconsin-La Crosse 13
S10	69	Valparaiso 6
S17	0	at Montana 7
S24	16	Cal Poly 24
O1	12	at Texas State 42
O8	16	^UC Davis 14
O22	64	Missouri-Rolla 28
O29	42	Georgia Southern 55
N5	55	Southern Utah 7
N12	17	at North Dakota State 41
N19	30	Northern Colorado 14
	363	251

^ Game played at Sioux Falls

2006 (W-7, L-4)

Date	SDS	Opp
S2	3	Wisconsin-La Crosse 17
S9	7	at Montana 36
S16	17	at Northern Iowa 27
S23	24	at Nicholls State 17
S30	20	at McNeese State 17
O7	20	Central Arkansas 7
O21	29	at Cal Poly 28
O28	22	UC Davis 21
N4	34	William Penn (Iowa) 3
N11	31	at Southern Utah 21
N18	28	at North Dakota State 41
	235	235

2007 (W-7, L-4)

Date	SDS	Opp
A30	26	at Western Illinois [4 OT] 29
S8	17	at Youngstown State 23
S15	17	Northern Iowa 31
S22	38	Texas State 3
S29	45	Stephen F. Austin 0
O6	38	at Georgia Southern 41
O20	48	Cal Poly 35
O27	28	at UC Davis 21
N3	38	at Central Arkansas 10
N10	52	Southern Utah 27
N17	29	North Dakota State 24
	376	244

2008 (W-7, L-5)

Date	SDS	Opp
A28	17	at Iowa State 44
S6	40	Youngstown State 7
S13	24	Western Illinois 22
S20	20	at Northern Iowa 34
S27	50	at Stephen F. Austin 48
O4	44	McNeese State [3 OT] 46
O18	28	Cal Poly 42
O25	49	at Indiana State 9
N1	43	Missouri State 13
N8	52	Illinois State 21
N15	35	at Southern Illinois 38
N22	25	at North Dakota State 24
	427	348

2009 (W-8, L-4)

Date	SDS	Opp
S12	44	Georgia Southern 6
S19	41	Indiana State 0
S26	38	at Illinois State 17
O3	14	at Cal Poly 21
O10	24	at Missouri State 17
O17	28	North Dakota State 13
O24	24	Northern Iowa 14
O31	17	at Youngstown State 3
N7	15	Southern Illinois 34
N14	13	at Minnesota 16
N21	27	at Western Illinois 7

NCAA Playoffs

N28	48	at Montana 61
	333	209

2010 (W-5, L-6)

Date	SDS	Opp
S11	3	at Delaware 26
S18	14	Illinois State 24
S25	3	at Nebraska 17
O2	14	at Northern Iowa 24
O9	33	Western Illinois 29
O16	31	at Southern Illinois 10
O23	30	Youngstown State 20
O30	30	at Indiana State 41
N6	31	Missouri State 10
N13	24	at North Dakota State 31
N20	21	North Dakota 0
	234	232

2011 (W-5, L-6)

Date	SDS	Opp
S3	29	Southern Utah 28
S10	3	at Illinois 56
S17	14	at Cal Poly 48
S24	13	at Illinois State 20
O1	28	Indiana State 38
O8	35	at Youngstown State 28
O15	14	Northern Iowa 31
O22	14	North Dakota State 38
O29	43	at Missouri State [2 OT] 36
N5	45	Southern Illinois 34
N12	27	at Western Illinois 7
	265	364

2012 (W-9, L-4)

Date	SDS	Opp
S1	17	at Kansas 31
S8	31	at Southeastern Louisiana 14
S15	12	UC Davis 8
S22	24	at Indiana State 10
S29	17	Missouri State 7
O13	31	Western Illinois 10
O20	6	at Northern Iowa 27
O27	41	Youngstown State 28
N3	16	at Southern Illinois 12
N10	17	at North Dakota State 20
N17	31	South Dakota 8

NCAA Playoffs

N24	58	Eastern Illinois 10
D1	3	North Dakota State 28
	304	213

2013 (W-9, L-5)

Date	SDS	Opp
A31	55	Butler 14
S7	35	at North Dakota 28
S14	34	Southeastern Louisiana 26
S21	20	at Nebraska 59
S28	0	North Dakota State 20
O5	24	Southern Illinois 27
O12	38	at Western Illinois 14
O19	21	at Missouri State 35
O26	37	Northern Iowa [2 OT] 34
N9	29	Indiana State 0
N16	27	at South Dakota 12
N23	42	at Youngstown State 13
N30	26	at Northern Arizona 7
D7	17	at Eastern Washington 41
	405	330

NCAA Playoffs

--	--	--

YEAR-BY-YEAR SCORES

2014 (W-9, L-5) NCAA FCS Playoffs			2018 (W-10, L-3) NCAA FCS Playoffs		
Date	SDS	Opp	Date	SDS	Opp
A30	18	at Missouri	S8	45	Montana State
S6	44	Cal Poly	S15	90	Arkansas-Pine Bluff
S13	26	at Southern Utah	S29	17	at North Dakota State
S20	41	Wisconsin-Oshkosh	O6	54	Indiana State [OT]
O4	10	at Illinois State	O13	36	Youngstown State
O11	32	Missouri State	O20	9	at Northern Iowa
O18	31	at Northern Iowa	O27	38	at Illinois State
O25	27	Youngstown State	N3	59	Missouri State
N1	17	at North Dakota State	N10	57	at Southern Illinois
N8	32	at Indiana State	N17	49	South Dakota
N15	59	Western Illinois	NCAA Playoffs		
N22	37	South Dakota	D1	51	Duquesne
NCAA Playoffs			D8	27	at Kennesaw State
N29	47	at Montana State	D14	21	at North Dakota State
D6	24	at North Dakota State	553 290		
445 355					

2015 (W-8, L-4) NCAA FCS Playoffs			2019 (W-8, L-5) NCAA FCS Playoffs		
Date	SDS	Opp	Date	SDS	Opp
S5	41	at Kansas	A29	21	at Minnesota
S12	55	Southern Utah	S7	38	Long Island
S26	34	Robert Morris (Pa.)	S14	38	Drake
O3	7	North Dakota State	S21	43	Southern Utah
O10	24	Indiana State	O5	28	Southern Illinois
O17	38	at Youngstown State	O12	38	at Youngstown State
O24	7	Northern Iowa	O19	42	at Indiana State
O31	39	at Missouri State	O26	16	North Dakota State
N7	25	Illinois State	N2	35	at Missouri State
N14	30	at South Dakota	N9	18	Illinois State
N21	24	at Western Illinois [2 OT]	N16	38	Northern Iowa
NCAA Playoffs			N23	21	at South Dakota
N28	17	at Montana	NCAA Playoffs		
341 208			D7	10	Northern Iowa
			386 217		

2016 (W-9, L-4) MVFC Champion NCAA FCS Playoffs			2020-21 (W-8, L-2) MVFC Champion NCAA FCS National Runner-Up		
Date	SDS	Opp	Date	SDS	Opp
S3	41	at TCU	F19	24	at Northern Iowa
S10	56	Drake	F27	17	at North Dakota
S17	31	Cal Poly	M6	45	Western Illinois
O1	52	Western Illinois	M13	19	Youngstown State
O8	45	at Southern Illinois	M20	44	at Southern Illinois
O15	19	at North Dakota State	A17	27	at North Dakota State
O22	24	Youngstown State	NCAA Playoffs		
O29	21	at Illinois State	A24	31	Holy Cross
N5	49	Missouri State	M2	31	Southern Illinois
N12	28	South Dakota	M8	33	Delaware
N19	45	at Northern Iowa	M16	21	^Sam Houston
NCAA Playoffs			292 150		
D3	10	Villanova	^ Game played at Frisco, Texas		
D10	10	at North Dakota State	Season February-May due to COVID-19 pandemic		
341 208					

2017 (W-11, L-3) NCAA FCS Playoffs			2021 (W-11, L-4) NCAA FCS Playoffs		
Date	SDS	Opp	Date	SDS	Opp
A31	51	Duquesne	S3	42	at Colorado State
S9	31	at Montana State	S11	52	Lindenwood
S16	51	Drake	S25	44	at Indiana State
S30	7	at Youngstown State	O2	55	Dixie State
O7	49	Southern Illinois	O9	41	Southern Illinois [OT]
O14	18	Northern Iowa	O16	41	at Western Illinois
O21	62	at Missouri State	O23	17	Northern Iowa
O28	52	at Western Illinois	O30	47	at Youngstown State
N4	33	North Dakota State	N6	27	North Dakota State
N11	27	Illinois State	N13	20	at South Dakota
N18	31	at South Dakota	N20	24	North Dakota
NCAA Playoffs			NCAA Playoffs		
D2	37	Northern Iowa	N27	56	UC Davis
D9	56	New Hampshire	D4	24	at Sacramento State
D16	16	at James Madison	D11	35	at Villanova
521 335			D18	17	at Montana State
			542 296		

2022 (W-14, L-1) MVFC Champion NCAA FCS NATIONAL CHAMPION		
Date	SDS	Opp
S3	3	at Iowa
S10	24	UC Davis
S17	45	Butler
S24	28	at Missouri State
O1	34	Western Illinois
O8	28	South Dakota
O15	23	at North Dakota State
O22	49	at North Dakota
O29	49	Indiana State
N5	31	at Northern Iowa
N12	31	Illinois State
NCAA Playoffs		
D3	42	Delaware
D10	42	Holy Cross
D17	39	Montana State
J8	45	^North Dakota State
513 237		

^ Game played at Frisco, Texas

COACHING HONORS

STATS PERFORM FCS EDDIE ROBINSON AWARD

- John Stiegelmeier (2022)

AFCA FCS NATIONAL COACH OF THE YEAR

- John Stiegelmeier (2022)

LIBERTY MUTUAL COACH OF THE YEAR FINALIST

- John Stiegelmeier (2007, 2009)

SMALL COLLEGE REGIONAL COACH OF THE YEAR

- Ralph Ginn (1961, 1963)

AFCA FCS REGION COACH OF THE YEAR

- John Stiegelmeier (2007, 2016, 2022)

NORTH CENTRAL CONFERENCE COACH OF THE YEAR

- Wayne Haensel (1985)

- Mike Daly (1991)

- John Stiegelmeier (1999)

GREAT WEST FOOTBALL CONFERENCE COACH OF THE YEAR

- John Stiegelmeier (2007)

BRUCE CRADDOCK MISSOURI VALLEY FOOTBALL CONFERENCE

COACH OF THE YEAR

- John Stiegelmeier (2016, 2022)

FOOTBALL SCOOP FCS COORDINATOR OF THE YEAR

- Jimmy Rogers (2022)

AFCA FCS ASSISTANT COACH OF THE YEAR

- Jason Eck (2019)

SERIES RECORDS

OPPONENT	RECORD	LAST MTG	OPPONENT	RECORD	LAST MTG	OPPONENT	RECORD	LAST MTG
Arizona	0-1-0	1956	Kansas	1-2-0	2015	Sam Houston	0-1-0	2020-21
Arkansas-Pine Bluff	1-0-0	2018	Kansas State	0-2-0	1960	SDSU Army	1-0-0	1944
Arkansas State	1-1-0	1963	Kennesaw State	1-0-0	2018	Sioux Falls-City	0-2-0	1898
Augustana	43-15-2	2004	Lindenwood	1-0-0	2021	Sioux Falls High	1-0-0	1900
Bemidji State	3-1-0	1961	Long Island	1-0-0	2019	Slippery Rock	1-0-0	1994
Bradley	0-1-0	1949	Loras	0-3-0	1948	South Dakota	56-52-7	2022
Buena Vista	2-1-0	1926	Louisville	0-1-0	1978	South Dakota Mines	8-2-1	1996
Butler	2-0-0	2022	Loyola, Chicago	0-1-1	1930	USD-Springfield (Southern)	2-0-0	1931
California-Davis	7-2-0	2022	Luther	1-0-0	1936	Southeastern Louisiana	2-0-0	2013
Cal Poly	3-6-0	2014	Macalester	1-0-1	1920	Southern Illinois	9-4-0	2021
Carleton College	2-2-0	1950	Madison High	1-0-0	1905	Southern University (La.)	1-0-0	2004
Catholic University	0-1-0	1933	Manitoba University	1-0-0	1946	Southern Utah	7-1-0	2019
Central Arkansas	2-0-0	2007	Marquette	0-5-0	1958	Southwest Minnesota State	4-0-0	1993
Central (Iowa)	1-0-0	1947	McNeese State	1-1-0	2008	Stephen F. Austin (Texas)	2-0-0	2008
Central Missouri	2-0-0	1988	Michigan State	0-1-0	1924	Tampa University (Fla.)	1-0-0	1967
Chadron State	1-1-0	2002	Minnesota	0-8-0	2019	TCU	0-1-0	2016
Cincinnati	0-1-0	1935	Minnesota B	1-0-0	1928	Texas State	1-1-0	2007
Colorado State	1-2-0	2021	Minnesota-Duluth	1-1-0	1967	Toland's	1-0-0	1907
Columbus College	2-0-2	1928	Minn. State, Mankato	15-19-0	2003	Toledo	1-1-0	1962
Concordia-Moorhead	0-1-1	1945	Minn. State, Moorhead	3-1-0	1978	Trinity	1-0-0	1917
Creighton	6-3-1	1934	Minot State	0-1-0	1945	Valparaiso	1-0-0	2005
Dakota State	3-0-1	1908	Missouri	0-1-0	2014	Villanova	2-0-0	2021
Dakota Wesleyan	12-9-2	1934	Missouri-Rolla	2-0-0	2005	Watertown-City	1-0-0	1898
Dayton	0-1-0	1977	Missouri State	12-1-0	2022	Wayne State (Mich.)	1-2-0	1971
Delaware	2-1-0	2022	Montana	0-8-0	2015	Wayne State (Neb.)	2-0-0	2000
DePaul	0-2-0	1937	Montana State	6-11-0	2022	Weber State	0-3-0	1976
Des Moines University	1-0-0	1927	Morningside	56-15-4	2000	Western Illinois	13-5-0	2022
Detroit University	1-1-0	1927	Nebraska	0-3-0	2013	Western Oregon	2-0-0	2004
Dixie State	1-0-0	2021	Nebraska-Kearney	1-1-0	1991	Western State (Colo.)	1-0-0	1973
Drake	5-8-0	2019	Nebraska-Omaha	21-13-1	2003	Western Union	2-0-0	1929
Duquense	2-1-0	2018	Nebraska Wesleyan	0-0-1	1925	Western Washington	1-1-0	2002
Eastern Illinois	1-0-0	2012	Nevada-Las Vegas	0-2-0	1975	West Texas State	0-1-0	1939
Eastern Michigan	1-2-0	1971	New Hampshire	1-0-0	2017	Wichita State	1-4-0	1955
Eastern Montana	1-0-0	1972	Nicholls State	1-0-0	2006	William Penn (Iowa)	1-0-0	2006
Eastern Washington	0-1-0	2013	North Dakota	36-47-5	2022	Winona State	1-1-0	2004
Emporia State	1-0-0	1951	North Dakota State	46-63-5	2022	Wisconsin	1-8-0	1937
Ferris State	1-0-0	2001	Northern Arizona	1-1-0	2013	Wisconsin-La Crosse	3-2-0	2006
Flandreau-City	5-0-0	1904	Northern Colorado	15-18	2005	Wisconsin-Oshkosh	1-0-0	2014
Flandreau Indian	3-1-0	1907	Northern Iowa	24-33-2	2022	Wisconsin-Stevens Point	1-0-0	1986
Fresno State	0-1-0	1964	Northern State	12-0-0	1941	Wisconsin-Stout	2-0-0	1998
Georgia Southern	1-3-0	2009	Northwestern (Iowa)	1-1-0	1974	Wisconsin-Whitewater	1-0-0	1979
Grand Valley State	2-0-0	2000	Northwest Missouri State	3-1-0	2003	Wyoming	0-1-0	1984
Gustavus Adolphus	2-0-0	1936	Oklahoma City	0-1-0	1946	Yankton College	9-4-1	1939
Hamline	5-1-0	1975	Parsons	0-1-0	1965	Youngstown State (Ohio)	16-7-0	2021
Hawaii	1-0-0	1926	Pipestone-City	2-0-0	1904	Total	644-475-38	
Holy Cross	2-0-0	2022	Portland State (Ore.)	0-3-0	1984			
Humboldt State	1-0-0	2003	Quantico Marines	1-0-0	1972			
Huron College	22-3-0	1929	Regis (Colo.)	1-0-0	1927			
Idaho	1-0-0	1979	Robert Morris (Pa.)	1-0-0	2015			
Idaho State	2-0-0	1968	Sacramento State	1-0-0	2021			
Illinois	0-1-0	2011	St. Cloud State	25-8-0	2003			
Illinois State	6-5-0	2022	St. John's (Minn.)	0-1-0	1953			
Indiana State	10-2-0	2022	St. Louis University	1-1-0	1929			
Iowa	0-1-0	2022	St. Norbert	1-1-0	1940			
Iowa State	0-3-0	2008	St. Olaf	3-1-0	1950			
James Madison	0-1-0	2017	St. Thomas (Minn.)	5-2-0	1971			

SERIES SCORES

ARIZONA
Overall: 0-1
Home: 0-0; Away: 0-1
 9-29-1956 (A) L, 0-60

ARKANSAS-PINE BLUFF
Overall: 1-0
Home: 1-0; Away: 0-0
 9-15-2018 (H) W, 90-6

ARKANSAS STATE
Overall: 1-1
Home: 0-1; Away: 1-0
 9-22-1962 (H) L, 7-9
 11-16-1963 (A) W, 16-14

AUGUSTANA
Overall: 43-15-2
H: xx-xx; A: xx-xx; N: xx-xx
 1931 (A) W, 49-0
 10-19-1946 (H) W, 26-6
 10-18-1947 (A) W, 33-12
 10-23-1948 (H) W, 20-6
 10-15-1949 (A) W, 28-0
 9-29-1950 (H) W, 20-12
 9-29-1951 (A) W, 58-7
 10-3-1952 (H) W, 47-6
 10-10-1953 (A) W, 55-0
 10-9-1954 (H) W, 68-0
 10-8-1955 (A) W, 28-0
 10-6-1956 (H) L, 20-21
 10-5-1957 (A) W, 16-0
 10-4-1958 (H) W, 20-6
 10-3-1959 (A) L, 0-13
 10-1-1960 (H) L, 20-21
 10-7-1961 (A) W, 41-14
 10-6-1962 (H) W, 28-7
 10-5-1963 (A) W, 28-8
 9-26-1964 (H) W, 27-14
 9-25-1965 (A) T, 14-14
 11-12-1966 (H) W, 19-13
 11-11-1967 (A) L, 17-21
 11-2-1968 (H) W, 47-27
 11-1-1969 (A) W, 42-0
 10-24-1970 (H) L, 6-22
 10-23-1971 (A) W, 16-15
 10-7-1972 (H) W, 25-14
 10-6-1973 (A) T, 21-21
 9-28-1974 (H) W, 35-6
 9-27-1975 (A) L, 17-31
 11-13-1976 (H) W, 41-25
 11-12-1977 (A) W, 14-10
 10-7-1978 (A) W, 19-7
 9-29-1979 (H) W, 28-26
 9-20-1980 (A) L, 7-34
 10-31-1981 (H) L, 31-34
 10-23-1982 (A) L, 10-13
 10-22-1983 (H) W, 13-9
 10-20-1984 (A) W, 42-14
 10-26-1985 (H) W, 31-19
 10-25-1986 (A) W, 40-7
 10-10-1987 (A) L, 17-28
 10-8-1988 (H) W, 37-22
 10-21-1989 (A) L, 20-29
 10-20-1990 (H) L, 0-31
 10-26-1991 (A) W, 31-20
 10-24-1992 (H) L, 14-20

10-30-1993 (H) W, 35-25
 10-29-1994 (A) W, 33-15
 9-16-1995 (H) W, 37-15
 9-21-1996 (A) W, 27-14
 11-1-1997 (A) L, 22-28
 10-31-1998 (H) W, 31-28
 9-18-1999 (H) W, 38-31
 9-16-2000 (A) W, 25-24
 10-13-2001 (H) W, 31-21
 10-19-2002 (A) [2 OT] L, 33-39
 11-8-2003 (H) W, 42-22
 11-6-2004 (H) W, 38-9

BEMIDJI STATE
Overall: 3-1
 1945 L, 0-6
 11-2-1951 (H) W, 48-0
 9-10-1960 (H) W, 22-6
 9-9-1961 (A) W, 34-8

BRADLEY
Overall: 0-1
Home: 0-0; Away: 0-1
 11-12-1949 (A) L, 7-32

BUENA VISTA
Overall: 2-1
 1924 W, 16-3
 1925 L, 0-14
 1926 W, 33-0

BUTLER
Overall: 2-0
Home: 2-0; Away: 0-0
 8-31-2013 (H) W, 51-14
 9-17-2022 (H) W, 45-17

UC DAVIS
Overall: 7-2
Home: 4-1; Away: 2-1;
Neutral: 1-0
 9-13-1997 (A) W, 17-7
 9-12-1998 (H) L, 13-30
 9-4-2004 (A) L, 0-52
 10-8-2005 (N) W, 16-14
 10-28-2006 (H) W, 22-21
 10-27-2007 (A) W, 28-21
 9-15-2012 (H) W, 12-8
 11-27-2021 (H) *W, 56-24
 9-10-2022 (H) W, 24-22

Note: 2005 game played in Sioux Falls
 * FCS Playoff Game

CAL POLY
Overall: 3-6
Home: 2-3; Away: 1-3
 10-2-2004 (A) L, 7-14
 9-24-2005 (H) L, 16-24
 10-21-2006 (A) W, 29-28
 10-20-2007 (H) W, 48-35
 10-18-2008 (H) L, 28-42
 10-3-2009 (A) L, 14-21
 9-17-2011 (A) L, 14-48
 9-6-2014 (H) W, 44-18
 9-17-2016 (H) L, 31-38

CARLETON
Overall: 2-2
 1912 L, 0-34
 1913 L, 7-25
 11-7-1942 (H) W, 20-14
 11-11-1950 (A) W, 41-14

CATHOLIC UNIVERSITY
Overall: 0-1
Home: 0-0; Away: 0-1
 1933 (A) L, 6-26

CENTRAL ARKANSAS
Overall: 2-0
Home: 1-0; Away: 1-0
 10-7-2006 (H) W, 20-7
 11-3-2007 (A) W, 38-10

CENTRAL COLLEGE
Overall: 1-0
Home: 1-0; Away: 0-0
 10-3-1947 W, 39-6

CENTRAL MISSOURI
Overall: 2-0
Home: 1-0; Away: 1-0
 9-5-1987 (A) W, 21-17
 9-3-1988 (H) W, 31-24

CHADRON STATE
Overall: 1-1
Home: 1-0; Away: 0-1
 9-8-2001 (A) L, 21-31
 9-14-2002 (H) W, 28-15

CINCINNATI
Overall: 0-1
 1935 L, 0-38

COLORADO STATE
Overall: 1-2
Home: 0-1; Away: 1-1
 11-6-1965 (A) L, 20-52
 9-24-1966 (H) L, 14-45
 9-3-2021 (A) W, 42-23

COLUMBUS COLLEGE
Overall: 2-0-2
 1922 W, 85-0
 1926 T, 7-7
 1927 T, 7-7
 1928 W, 18-0

CONCORDIA (MOORHEAD)
Overall: 0-1-1
 1943 L, 7-27
 1945 T, 13-13

CREIGHTON
Overall: 6-3-1
 1919 L, 0-7
 1921 W, 7-0
 1922 W, 25-14
 1923 W, 27-20
 1924 W, 10-7
 1925 L, 0-19
 1926 T, 8-8
 1927 L, 0-14
 1928 W, 18-6
 1934 W, 14-0

DAKOTA STATE
Overall: 3-0-1
 1899 W, 12-5
 1899 W, 23-0
 1904 W, 11-5
 1908 T, 0-0
 Also known as Madison Normal

DAKOTA WESLEYAN
Overall: 12-9-2
 1899 L, 0-57
 1901 L, 5-22
 1904 L, 5-6
 1904 L, 0-10
 1905 L, 0-24
 1906 W, 11-4
 1907 W, 5-0
 1908 L, 0-6
 1909 L, 0-3
 1910 T, 0-0
 1911 L, 0-22
 1912 T, 0-0
 1913 W, 38-3
 1914 L, 0-21
 1915 W, 6-0
 1919 W, 7-0
 1920 W, 6-0
 1923 W, 44-0
 1925 W, 7-0
 1928 W, 63-0
 1929 W, 49-0
 1931 W, 39-0
 1934 W, 38-0
 Also known as Mitchell University

DAYTON
Overall: 0-1
Home: 0-0; Away: 0-1
 9-17-1977 L, 14-28

DELAWARE
Overall: 2-1
Home: 2-0; Away: 0-1
 9-11-2010 (A) L, 3-26
 5-8-2021 (H) *W, 33-3
 10-3-2022 (H) *W, 42-6
 * FCS Playoff Game

DEPAUL
Overall: 0-2
 1931 L, 20-34
 1937 L, 7-44

DES MOINES UNIVERSITY
Overall: 1-0
 1927 W, 15-0

DETROIT UNIVERSITY
Overall: 1-1
 1926 W, 3-0
 1927 L, 0-38

DIXIE STATE
Overall: 1-0
Home: 1-0; Away: 0-0
 10-2-2021 (H) W, 55-7

DRAKE
Overall: 5-8
 1945 L, 0-3
 9-17-1948 (A) L, 0-47
 9-16-1949 (A) L, 0-40
 9-28-1957 (A) L, 7-25
 9-13-1958 (H) W, 12-6
 11-7-1964 (A) L, 15-37
 11-4-1967 (H) L, 21-34
 11-16-1968 (A) L, 20-28
 9-20-1969 (H) L, 16-21
 9-10-1983 (A) W, 20-3
 9-10-2016 (H) W, 56-28
 9-16-2017 (H) W, 51-10
 9-14-2019 (H) W, 38-10

DUQUESNE
Overall: 2-1
Home: 2-0; Away: 0-1
 1932 (A) L, 12-34
 8-31-2017 (H) W, 51-13
 12-1-2018 (H) *W, 51-6
 * FCS Playoff Game

EASTERN ILLINOIS
Overall: 1-0
Home: 1-0; Away: 0-0
 11-24-2012 (H) *W, 58-10
 * FCS Playoff Game

EASTERN MICHIGAN
Overall: 1-2
 1932 L, 0-12
 1933 W, 13-0
 1971 (A) L, 2-35

EASTERN MONTANA
Overall: 1-0
Home: 1-0; Away: 0-0
 9-9-1972 (H) W, 73-0

EASTERN WASHINGTON
Overall: 0-1
Home: 0-0; Away: 0-1
 12-7-2013 (A) *L, 17-41
 * FCS Playoff Game

SERIES SCORES

EMPORIA STATE
Overall: 1-0
Home: 1-0; Away: 0-0
 10-6-1951 (H) W, 34-14

FERRIS STATE
Overall: 1-0
Home: 1-0; Away: 0-0
 9-1-2001 (H) W, 34-24

FLANDREAU
Overall: 5-0
 1900 W, 33-0
 1900 W, 23-0
 1901 W, 42-0
 1903 W, 28-0
 1904 W, 15-0

FLANDREAU INDIAN SCHOOL
Overall: 3-1
 1902 L, 5-6
 1902 W, 28-0
 1905 W, 46-0
 1907 W, 48-0

FRESNO STATE
Overall: 0-1
Home: 0-0; Away: 0-1
 9-19-1964 (A) L, 14-30

GEORGIA SOUTHERN
Overall: 1-3
Home: 1-1; Away: 0-2
 10-30-2004 (A) L, 7-63
 10-29-2005 (H) L, 42-55
 10-6-2007 (A) L, 38-41
 9-12-2009 (H) W, 44-6

GRAND VALLEY STATE
Overall: 2-0
Home: 1-0; Away: 0-0;
Neutral: 1-0
 9-2-1999 (N) W, 35-20
 9-2-2000 (H) W, 36-27
 Note: 1999 game played in Grand Rapids, Mich.

GUSTAVUS ADOLPHUS
Overall: 2-0
 1917 W, 64-0
 1936 W, 12-7

HAMLIN
Overall: 5-1
 1913 L, 0-21
 1914 W, 28-10
 1916 W, 7-0
 1920 W, 14-0
 1945 W, 25-0
 9-6-1975 (H) W, 49-6

HAWAII
Overall: 1-0
Home: 0-0; Away: 1-0
 1926 (A) W, 9-3

HOLY CROSS
Overall: 2-0
Home: 2-0; Away: 0-0
 4-24-2021 (H) *W, 31-3
 12-10-2022 (H) *W, 42-21
 * FCS Playoff Game

HUMBOLDT STATE
Overall: 1-0
Home: 1-0; Away: 0-0
 11-15-2003 (H) W, 47-6

HURON
Overall: 22-3
 1899 W, 55-0
 1901 W, 38-0
 1902 W, 17-0
 1903 L, 0-10
 1904 W, 15-0
 1906 W, 36-4
 1907 L, 0-4
 1907 W, 8-4
 1908 L, 0-17
 1909 W, 44-0
 1910 W, 41-0
 1911 W, 11-0
 1912 W, 20-3
 1913 W, 47-0
 1913 W, 12-7
 1914 W, 13-0
 1914 W, 19-7
 1915 W, 39-0
 1915 W, 25-0
 1916 W, 38-0
 1921 W, 60-0
 1926 W, 35-0
 1927 W, 67-0
 1928 W, 14-0
 1929 W, 59-0

IDAHO
Overall: 1-0
Home: 0-0; Away: 1-0
 11-17-1979 (A) W, 27-13

IDAHO STATE
Overall: 2-0
Home: 1-0; Away: 1-0
 9-23-1967 (A) W, 24-22
 11-9-1968 (H) W, 41-22

ILLINOIS
Overall: 0-1
Home: 0-0; Away: 0-1
 9-10-2011 (A) L, 3-56

ILLINOIS STATE
Overall: 6-5
Home: 4-2; Away: 2-3
 11-8-2008 (H) W, 52-21
 9-26-2009 (A) W, 38-17

9-18-2010 (H) L, 14-24
 9-24-2011 (A) L, 13-20
 10-4-2014 (A) L, 10-45
 11-7-2015 (H) W, 25-20
 10-29-2016 (A) L, 21-38
 11-11-2017 (H) [OT] W, 27-24
 10-27-2018 (A) W, 38-28
 11-9-2019 (H) L, 18-27
 11-12-2022 (H) W, 31-7

INDIANA STATE
Overall: 9-2
Home: 4-1; Away: 5-1
 10-25-2008 (A) W, 49-9
 9-19-2009 (H) W, 41-0
 10-30-2010 (A) L, 30-41
 10-1-2011 (H) L, 28-38
 9-22-2012 (A) W, 24-10
 11-9-2013 (H) W, 29-0
 11-8-2014 (A) W, 32-17
 10-10-2015 (H) W, 24-7
 10-6-2018 (H) [OT] W, 54-51
 10-19-2019 (A) W, 42-23
 9-25-2021 (A) W, 44-0
 10-29-2022 (H) W, 49-7

IOWA
Overall: 0-1
Home: 0-0; Away: 0-1
 9-3-2022 (A) L, 3-7

IOWA STATE
Overall: 0-3
Home: 0-0; Away: 0-3
 9-20-1952 (A) L, 19-57
 9-18-1954 (A) L, 6-34
 8-28-2008 (A) L, 17-44

JAMES MADISON
Overall: 0-1
Home: 0-0; Away: 0-1
 12-16-2017 (A) *L, 16-51
 * FCS Playoff Game

KANSAS
Overall: 1-2
Home: 0-0; Away: 1-2
 10-11-1947 (A) L, 6-86
 9-1-2012 (A) L, 17-31
 9-5-2015 (A) W, 41-38

KANSAS STATE
Overall: 0-2
Home: 0-1; Away: 0-1
 9-26-1959 (H) L, 12-28
 9-17-1960 (A) L, 6-20

KENNESAW STATE
Overall: 1-0
Home: 0-0; Away: 1-0
 12-18-2018 (A) *W, 27-17
 * FCS Playoff Game

LINDENWOOD
Overall: 1-0
Home: 1-0; Away: 0-0
 9-11-2021 (H) W, 52-7

LONG ISLAND
Overall: 1-0
Home: 1-0; Away: 0-0
 9-7-2019 (H) W, 38-3

LORAS
Overall: 0-3
Home: 0-1; Away: 0-2
 9-21-1946 (A) L, 18-23
 9-20-1947 (A) L, 0-28
 9-24-1948 (H) L, 6-20

LOUISVILLE
Overall: 0-1
Home: 0-0; Away: 0-1
 9-9-1978 (A) L, 7-54

LOYOLA (CHICAGO)
Overall: 0-1-1
 1929 L, 7-21
 1930 T, 7-7

LUTHER
Overall: 1-0
 1936 W, 13-6

MACALESTER
Overall: 1-0-1
 1917 W, 18-0
 1920 T, 7-7

MADISON HIGH
Overall: 1-0
 1905 W, 28-0

MANITOBA
Overall: 1-0
Home: 1-0; Away: 0-0
 10-5-1946 W, 61-0

MARQUETTE
Overall: 0-5
 1911 L, 0-16
 1923 L, 0-13
 1925 L, 0-6
 9-19-1953 (A) L, 13-46
 9-20-1958 (A) L, 7-18

McNEESE STATE
Overall: 1-1
Home: 0-1; Away: 1-0
 9-30-2006 (A) W, 20-17
 10-4-2008 (H) [3 OT] L, 44-46

MICHIGAN STATE
Overall: 0-1
 1924 L, 0-9

MINNESOTA
Overall: 0-8
Home: 0-0; Away: 0-8
 11-11-1905 (A) L, 0-81
 10-17-1916 (A) L, 7-41
 11-13-1917 (A) L, 0-64
 9-27-1930 (A) L, 0-48
 10-1-1932 (A) L, 0-12
 9-30-1933 (A) L, 6-19
 11-14-2009 (A) L, 13-16
 8-29-2019 (A) L, 21-28

MINNESOTA-B
Overall: 1-0
 1928 W, 31-0

MINNESOTA-DULUTH
Overall: 1-1
Home: 0-1; Away: 0-1
 9-17-1966 (A) W, 27-0
 9-16-1967 (H) L, 7-12

MINNESOTA STATE, MANKATO
Overall: 15-19
Home: 9-9; Away: 6-9;
Neutral: 0-1
 9-18-1037 (H) W, 40-7
 10-1-1954 (H) W, 66-0
 11-9-1957 (A) W, 20-6
 11-14-1964 (H) L, 6-7
 11-13-1965 (A) L, 7-14
 9-19-1970 (A) L, 19-43
 9-18-1971 (H) L, 0-10
 9-16-1972 (A) L, 17-24
 9-15-1973 (H) L, 0-21
 9-14-1974 (A) W, 45-14
 9-13-1975 (H) W, 10-0
 11-6-1982 (A) L, 21-23
 9-3-1983 (H) W, 21-14
 11-5-1983 (A) L, 27-30
 11-3-1984 (H) L, 24-30
 11-2-1985 (A) L, 31-38
 11-1-1986 (H) L, 7-21
 11-14-1987 (H) L, 21-26
 11-12-1988 (A) W, 42-10
 9-30-1989 (A) L, 12-31
 9-29-1990 (H) L, 15-33
 9-9-1991 (N) L, 0-23
 11-7-1992 (H) W, 34-30
 11-6-1993 (A) W, 60-42
 11-5-1994 (H) L, 17-18
 11-11-1995 (A) W, 39-32
 11-16-1996 (H) W, 31-27
 9-27-1997 (H) L, 7-21
 9-26-1998 (A) L, 10-24
 10-9-1999 (A) W, 34-28
 10-7-2000 (H) L, 17-21
 11-10-2001 (H) W, 35-0
 11-16-2002 (A) W, 39-13
 10-18-2003 (H) W, 38-6

Notes: 1991 game played at Vermillion, South Dakota
 Minnesota State, Mankato also known as Mankato Teachers, Mankato State

SERIES SCORES

MINNESOTA STATE, MOORHEAD

Overall: 3-1
 1938 W, 14-6
 1939 W, 20-7
 9-10-1948 (H) W, 21-7
 9-16-1978 (H) L, 7-12

MINOT STATE

Overall: 0-1
Home: 0-0; Away: 0-1
 1945 (A) L, 6-33

MISSOURI

Overall: 0-1
Home: 0-0; Away: 0-1
 8-30-2014 (A) L, 18-38

MISSOURI-ROLLA

Overall: 2-0
Home: 2-0; Away: 0-0
 9-23-1972 (H) W, 49-0
 10-22-2005 (H) W, 64-28
 Currently known as Missouri S&T

MISSOURI STATE

Overall: 12-1
Home: 6-0; Away: 6-1
 11-1-2008 (H) W, 43-13
 10-10-2009 (A) W, 24-17
 11-6-2010 (H) W, 31-10
 10-29-2011 (A) [2 OT] W, 43-36
 9-29-2012 (H) W, 17-7
 10-19-2013 (A) L, 21-35
 10-11-2014 (H) W, 32-28
 10-31-2015 (A) W, 39-0
 11-5-2016 (H) W, 49-24
 10-21-2017 (A) W, 62-30
 11-3-2018 (H) W, 59-7
 11-2-2019 (A) W, 35-14
 9-24-2022 (A) W, 28-14

MONTANA

Overall: 0-8
Home: 0-1; Away: 0-7
 11-15-1969 (A) L, 0-58
 11-14-1970 (H) L, 0-24
 9-10-1988 (A) L, 16-41
 9-4-1993 (A) L, 48-52
 11-17-2005 (A) L, 0-7
 11-9-2006 (A) L, 7-36
 11-28-2009 (A) *L, 48-61
 11-28-2015 (A) *L, 17-24
 * FCS Playoff Game

MONTANA STATE

Overall: 6-11
Home: 3-4; Away: 2-4;
Neutral: 1-3
 9-15-1956 (N) L, 14-33
 9-14-1957 (H) L, 6-13
 9-27-1958 (A) L, 6-23
 9-12-1959 (H) L, 0-27
 9-24-1960 (H) W, 20-14
 9-30-1961 (A) L, 12-17
 9-29-1962 (H) L, 10-14
 9-14-1963 (N) W, 9-6

9-12-1964 (H) L, 10-46
 9-11-1965 (N) L, 0-22
 9-10-1966 (N) L, 6-41
 10-23-2004 (A) L, 24-27
 11-29-2014 (A) *W, 47-40
 9-9-2017 (A) W, 31-27
 9-8-2018 (H) W, 45-14
 12-18-2021 (A) *L, 17-31
 12-17-2022 (H) *W, 39-18

* FCS Playoff Game
 All neutral-site games played in Great Falls, Mont.

MORNINGSIDE

Overall: 56-15-4
 1922 W, 48-0
 1923 L, 24-26
 1924 W, 34-0
 1926 W, 21-6
 1927 W, 44-7
 1928 W, 13-7
 1929 W, 28-0
 1930 L, 0-13
 1931 W, 20-0
 1932 W, 26-6
 1933 W, 21-6
 1934 L, 7-13
 1935 W, 12-6
 1936 L, 0-13
 1937 L, 0-7
 1938 W, 14-13
 1939 W, 34-13
 1940 T, 6-6
 11-8-1941 (H) W, 3-0
 10-10-1942 (A) W, 3-0
 11-9-1946 (H) T, 0-0
 11-8-1947 (A) W, 13-0
 11-5-1948 (H) L, 13-18
 9-24-1949 (A) W, 27-20
 9-23-1950 (H) W, 31-7
 9-22-1951 (A) W, 28-26
 11-1-1952 (H) W, 39-25
 11-7-1953 (A) W, 31-29
 11-5-1954 (H) L, 34-39
 11-5-1955 (A) T, 21-21
 11-3-1956 (H) W, 28-13
 11-2-1957 (A) T, 7-7
 11-1-1958 (H) W, 26-6
 10-31-1959 (A) L, 32-34
 10-29-1960 (H) W, 22-0
 11-4-1961 (A) W, 56-0
 11-10-1962 (H) W, 41-7
 11-9-1963 (A) W, 28-22
 10-24-1964 (H) W, 32-21
 10-23-1965 (A) L, 20-25
 10-8-1966 (H) L, 21-41
 10-7-1967 (A) W, 24-15
 9-28-1968 (H) W, 43-14
 9-27-1969 (A) L, 22-32
 11-7-1970 (H) W, 44-24
 11-6-1971 (A) L, 12-21
 11-11-1972 (H) W, 35-0
 11-10-1973 (A) W, 52-12
 10-26-1974 (H) W, 27-8
 10-25-1975 (A) W, 17-0
 10-9-1976 (H) W, 14-0
 10-8-1977 (A) W, 44-20
 9-23-1978 (H) W, 41-17
 11-3-1979 (A) W, 24-0
 10-25-1980 (H) W, 17-6
 10-17-1981 (A) L, 23-28

10-9-1982 (H) W, 35-0
 9-17-1983 (A) W, 17-10
 9-15-1984 (H) L, 25-27
 10-5-1985 (A) W, 25-14
 10-4-1986 (H) W, 24-14
 10-17-1987 (H) W, 38-14
 10-15-1988 (A) W, 49-10
 10-28-1989 (H) W, 13-12
 10-27-1990 (A) L, 20-67
 10-19-1991 (H) W, 27-17
 10-17-1992 (A) (forfeit) W, 1-0
 10-2-1993 (A) W, 30-20
 10-1-1994 (H) W, 56-17
 10-21-1995 (A) W, 39-17
 10-26-1996 (H) W, 31-13
 11-15-1997 (H) W, 35-20
 11-14-1998 (N) W, 41-13
 10-2-1999 (H) W, 34-30
 9-30-2000 (H) W, 51-14
 1998 neutral-site game played in Vermillion

NEBRASKA

Overall: 0-3
Home: 0-0; Away: 0-3
 9-21-1963 (A) L, 7-58
 9-25-2010 (A) L, 3-17
 9-21-2013 (A) L, 20-59

NEBRASKA-KEARNEY

Overall: 1-1
Home: 1-0; Away: 0-1
 9-1-1990 (A) L, 28-35
 9-7-1991 (H) W, 16-13

NEBRASKA-OMAHA

Overall: 21-13-1
 1936 T, 0-0
 1937 W, 20-0
 1938 W, 28-6
 1939 W, 7-6
 1940 W, 12-7
 10-4-1941 (A) L, 0-12
 10-3-1942 (H) W, 20-0
 9-20-1975 (A) W, 56-14
 9-24-1977 (H) W, 34-2
 10-21-1978 (A) L, 14-16
 10-13-1979 (H) W, 31-14
 10-4-1980 (A) L, 17-40
 9-26-1981 (H) W, 17-10
 9-18-1982 (A) W, 22-11
 10-8-1983 (A) L, 16-44
 10-6-1984 (H) L, 24-27
 9-21-1985 (H) W, 45-28
 9-20-1986 (A) L, 13-19
 10-3-1987 (H) W, 28-24
 10-1-1988 (A) W, 16-3
 11-11-1989 (H) W, 12-10
 11-10-1990 (A) W, 34-31
 10-5-1991 (A) W, 21-13
 10-3-1992 (H) W, 21-0
 10-16-1993 (H) W, 50-10
 10-15-1994 (A) W, 20-8
 11-4-1995 (H) L, 28-44
 11-9-1996 (A) L, 17-19
 10-18-1997 (A) L, 21-31
 10-17-1998 (H) [2 OT] W, 30-27
 10-30-1999 (A) L, 34-40
 10-28-2000 (H) L, 7-24
 9-15-2001 (A) L, 17-28

9-21-2002 (H) W, 38-21
 10-4-2003 (A) L, 17-34

NEBRASKA WESLEYAN

Overall: 0-0-1
 1925 T, 3-3

NEVADA-LAS VEGAS

Overall: 0-2
Home: 0-0; Away: 0-2
 11-9-1974 (A) L, 21-24
 11-8-1975 (A) L, 23-38

NEW HAMPSHIRE

Overall: 1-0
Home: 1-0; Away: 0-0
 11-9-2017 (H) *W, 56-14
 * FCS Playoff Game

NICHOLLS STATE

Overall: 1-0
Home: 0-0; Away: 1-0
 9-23-2006 (A) W, 24-17

NORTH DAKOTA

Overall: 36-47-5
 1906 W, 5-4
 1907 L, 6-24
 1914 W, 14-3
 1915 T, 0-0
 1916 W, 14-7
 1917 W, 13-6
 1919 W, 9-7
 1920 L, 3-6
 1921 W, 27-14
 1922 L, 6-16
 1923 L, 6-12
 1924 W, 7-6
 1926 W, 6-0
 1928 L, 0-6
 1929 L, 6-7
 1930 L, 0-21
 1931 L, 6-34
 1932 L, 0-13
 1933 W, 18-2
 1934 L, 0-6
 1935 T, 6-6
 1936 L, 6-33
 1938 L, 0-37
 1939 W, 14-13
 1940 L, 0-6
 10-18-1941 (H) L, 15-33
 10-16-1942 (A) L, 8-19
 10-2-1948 (H) L, 6-31
 10-22-1949 (A) L, 0-19
 10-21-1950 (H) T, 21-21
 10-13-1951 (A) W, 21-12
 10-18-1952 (H) W, 60-6
 10-3-1953 (A) T, 13-13
 10-23-1954 (H) W, 34-20
 10-1-1955 (A) W, 14-6
 10-13-1956 (H) W, 14-13
 10-12-1957 (A) W, 53-21
 10-11-1958 (H) L, 12-30
 10-10-1959 (A) W, 6-0

10-8-1960 (H) L, 23-27
 10-14-1961 (A) L, 13-14
 10-13-1962 (H) W, 26-0
 10-12-1963 (A) W, 7-6
 10-10-1964 (H) L, 28-35
 10-9-1965 (A) L, 7-14
 10-15-1966 (H) L, 0-43
 10-14-1967 (A) L, 7-9
 10-12-1968 (H) L, 16-21
 10-11-1969 (A) W, 19-13
 10-10-1970 (H) L, 3-36
 10-9-1971 (A) L, 7-35
 10-14-1972 (H) L, 21-51
 10-13-1973 (A) L, 20-28
 10-12-1974 (H) W, 55-6
 10-11-1975 (A) L, 14-35
 10-16-1976 (H) W, 28-6
 10-15-1977 (A) T, 6-6
 9-30-1978 (A) W, 30-19
 9-22-1979 (H) L, 0-13
 11-1-1980 (A) L, 13-47
 10-24-1981 (H) W, 28-16
 10-16-1982 (A) L, 13-34
 9-24-1983 (A) W, 28-27
 9-22-1984 (H) L, 7-46
 9-28-1985 (H) W, 29-23
 9-27-1986 (A) W, 52-21
 10-31-1987 (H) W, 24-9
 10-29-1988 (A) L, 34-35
 9-16-1989 (A) W, 23-13
 9-15-1990 (H) L, 21-24
 9-21-1991 (A) L, 10-36
 9-19-1992 (H) L, 3-14
 11-13-1993 (H) W, 28-0
 11-12-1994 (A) L, 6-32
 9-30-1995 (A) L, 3-14
 10-5-1996 (H) W, 28-23
 9-20-1997 (A) L, 7-28
 9-19-1998 (H) L, 6-20
 10-23-1999 (H) W, 21-7
 10-21-2000 (A) L, 0-42
 9-29-2001 (A) L, 9-44
 10-5-2002 (H) L, 13-21
 10-11-2003 (H) L, 24-25
 11-20-2010 (H) W, 21-0
 9-7-2013 (A) W, 35-28
 2-27-2021 (A) L, 17-28
 11-20-2021 (H) W, 24-21
 10-22-2022 (A) W, 49-35

NORTH DAKOTA STATE

Overall: 46-63-5
Home: 27-25-1; Away: 16-38-4;
Neutral: 3-0-0
 10-19-1903 (A) L, 0-85
 10-23-1908 (A) W, 11-5
 10-22-1909 (H) L, 5-11
 10-21-1910 (A) W, 6-3
 10-28-1911 (H) W, 14-3
 10-18-1913 (N) W, 7-6
 11-13-1915 (N) W, 21-0
 11-16-1917 (H) W, 21-14
 10-25-1919 (A) T, 0-0
 10-23-1920 (H) W, 27-7
 10-22-1921 (A) W, 54-0
 11-11-1922 (H) W, 13-0
 10-13-1923 (A) L, 13-14
 10-4-1924 (H) W, 14-0
 10-17-1925 (A) T, 3-3

SERIES SCORES

NORTH DAKOTA STATE (cont.)

10-16-1926 (H)	W, 21-0
10-15-1927 (A)	W, 34-0
11-10-1928 (H)	W, 27-6
10-19-1929 (A)	T, 0-0
11-15-1930 (H)	L, 0-24
10-24-1931 (A)	W, 7-0
10-8-1932 (H)	L, 6-12
10-14-1933 (A)	W, 13-7
11-10-1934 (H)	W, 38-0
10-12-1935 (A)	L, 6-7
11-14-1936 (H)	L, 0-7
10-9-1937 (A)	W, 13-6
11-12-1938 (H)	L, 6-13
10-14-1939 (A)	W, 6-0
11-1-1940 (H)	W, 7-0
10-11-1941 (A)	L, 0-25
10-31-1942 (H)	W, 14-0
10-12-1946 (A)	L, 0-6
11-1-1947 (H)	W, 7-0
10-16-1948 (A)	W, 7-6
11-4-1949 (H)	W, 33-13
10-14-1950 (A)	W, 60-0
10-20-1951 (H)	T, 7-7
10-11-1952 (A)	L, 14-48
10-24-1953 (H)	W, 32-14
10-16-1954 (A)	W, 50-13
10-22-1955 (H)	W, 33-7
10-27-1956 (A)	L, 9-26
10-26-1957 (H)	W, 32-14
10-25-1958 (A)	L, 20-33
10-24-1959 (H)	L, 6-8
10-22-1960 (A)	T, 14-14
10-28-1961 (H)	W, 41-12
10-27-1962 (A)	W, 17-6
10-26-1963 (H)	W, 40-25
10-3-1964 (A)	L, 13-20
10-2-1965 (H)	L, 13-41
10-1-1966 (A)	L, 6-35
9-30-1967 (H)	L, 14-34
9-21-1968 (A)	L, 3-21
11-8-1969 (H)	L, 13-20
10-31-1970 (A)	L, 0-35
10-30-1971 (H)	W, 20-13
10-28-1972 (A)	L, 16-34
10-27-1973 (H)	L, 14-24
10-5-1974 (A)	L, 0-28
10-4-1975 (H)	W, 13-8
10-2-1976 (A)	L, 0-13
10-1-1977 (H)	L, 14-27
11-4-1978 (H)	L, 26-28
10-27-1979 (A)	L, 14-38
10-18-1980 (H)	L, 16-23
10-10-1981 (A)	L, 24-48
10-2-1982 (H)	L, 3-10
10-15-1983 (H)	L, 12-24
10-13-1984 (A)	L, 30-55
10-12-1985 (A)	L, 7-41
10-11-1986 (H)	L, 7-49
9-19-1987 (A)	L, 7-43
9-17-1988 (H)	L, 26-55
9-23-1989 (H)	L, 12-33
9-22-1990 (A)	L, 28-40
9-28-1991 (H)	L, 0-35
9-26-1992 (A)	L, 10-47
10-9-1993 (H)	W, 42-30
10-8-1994 (A)	L, 39-52
10-14-1995 (H)	L, 17-26
10-19-1996 (A)	L, 7-31

10-25-1997 (H)	W, 34-27
10-24-1998 (A)	L, 32-35
10-16-1999 (H)	L, 7-28
10-14-2000 (A)	L, 3-21
10-20-2001 (A)	L, 38-45
10-26-2002 (H)	W, 25-20
9-27-2003 (A)	L, 0-24
10-9-2004 (H)	W, 24-21
11-12-2005 (A)	L, 17-41
11-18-2006 (A)	L, 28-41
11-17-2007 (H)	W, 29-24
11-22-2008 (A)	W, 25-24
10-17-2009 (H)	W, 28-13
11-13-2010 (A)	L, 24-31
10-22-2011 (H)	L, 14-38
11-10-2012 (A)	L, 17-20
12-1-2012 (A)	*L, 3-28
9-28-2013 (H)	L, 0-20
11-1-2014 (A)	L, 17-37
12-6-2014 (A)	*L, 24-27
10-3-2015 (H)	L, 7-28
10-15-2016 (A)	W, 19-17
12-10-2016 (A)	*L, 10-36
11-4-2017 (H)	W, 33-21
9-29-2018 (A)	L, 17-21
12-14-2018 (A)	*L, 21-44
10-26-2019 (H)	L, 16-23
4-17-2021 (A)	W, 27-17
11-6-2021 (H)	W, 27-19
10-15-2022 (A)	W, 23-21
1-8-2023 (N)	*W, 45-21

*FCS Playoff Game
1913 game played at Sioux Falls
1915 game played at Watertown

NORTHERN ARIZONA

Overall: 1-1
Home: 0-0; Away: 1-1

9-7-1985 (A)	L, 20-24
11-30-2013 (A)	*W, 26-7

*FCS Playoff Game

NORTHERN COLORADO

Overall: 15-18
Home: 8-9; Away: 7-9

11-13-1948 (A)	W, 27-2
9-30-1948 (H)	W, 40-13
9-19-1959 (H)	L, 0-22
11-12-1960 (A)	W, 15-14
9-16-1961 (H)	W, 36-13
11-17-1962 (A)	W, 47-0
9-28-1963 (H)	W, 54-14
11-5-1966 (A)	L, 7-31
9-25-1976 (H)	L, 7-22
10-11-1980 (A)	L, 7-40
10-3-1981 (H)	L, 20-22
9-25-1982 (A)	L, 14-22
11-12-1983 (H)	L, 14-21
11-16-1985 (A)	W, 23-14
11-15-1986 (A)	W, 31-7
11-7-1987 (H)	W, 21-17
11-5-1988 (H)	W, 28-3
11-4-1989 (A)	L, 16-21
11-3-1990 (H)	L, 21-24
11-16-1991 (H)	W, 17-13
11-14-1992 (A)	W, 24-20
9-25-1993 (A)	L, 17-28
9-24-1994 (H)	L, 13-28

10-28-1995 (H)	L, 14-23
11-2-1996 (A)	L, 6-21
11-8-1997 (H)	L, 7-17
11-7-1998 (A)	L, 24-44
9-25-1999 (A)	L, 18-45
9-23-2000 (H)	W, 17-7
11-3-2001 (H)	L, 21-36
11-9-2002 (A)	L, 17-28
11-20-2004 (A)	W, 14-7
11-19-2005 (H)	W, 30-14

Northern Colorado previously known as Colorado State College

NORTHERN IOWA

Overall: 24-33-2

1935	L, 13-22
1936	W, 13-0
1937	L, 0-33
1940	L, 2-12
9-27-1941 (H)	L, 0-21
9-26-1942 (A)	L, 0-38
1945	L, 7-58
9-28-1946 (H)	T, 6-6
10-9-1948 (A)	L, 7-33
10-8-1949 (H)	W, 14-13
9-16-1950 (A)	W, 34-13
9-15-1951 (H)	W, 48-6
11-8-1952 (A)	L, 34-47
9-26-1953 (H)	W, 52-19
11-13-1954 (A)	W, 41-20
9-24-1955 (H)	W, 34-21
11-10-1956 (A)	W, 31-27
9-21-1957 (H)	W, 23-20
11-8-1958 (A)	W, 13-8
11-7-1959 (H)	L, 12-14
11-5-1960 (A)	L, 0-12
11-11-1961 (H)	W, 36-13
11-3-1962 (A)	T, 13-13
11-2-1963 (H)	W, 27-13
10-31-1964 (A)	L, 14-23
10-30-1965 (H)	L, 0-41
10-29-1966 (A)	L, 7-13
10-28-1967 (H)	L, 16-17
10-5-1968 (A)	L, 10-38
10-4-1969 (H)	L, 14-24
9-26-1970 (A)	L, 8-24
9-25-1971 (H)	L, 0-23
11-4-1972 (A)	L, 0-32
11-3-1973 (H)	W, 16-0
11-2-1974 (A)	L, 21-22
11-1-1975 (H)	L, 3-14
10-30-1976 (A)	W, 16-13
10-29-1977 (H)	L, 12-23
10-28-1978 (A)	W, 10-9
10-20-1979 (H)	W, 14-7
9-16-2006 (A)	L, 17-27
9-15-2007 (H)	L, 17-31
9-20-2008 (A)	L, 20-34
10-24-2009 (H)	W, 24-14
10-2-2010 (A)	L, 14-24
10-15-2011 (H)	L, 14-31
10-20-2012 (A)	L, 6-27
10-26-2013 (H) [2 OT]	W, 37-34
10-18-2014 (A)	W, 31-28
10-24-2015 (H)	L, 7-10
11-19-2016 (A)	W, 45-24
10-14-2017 (H)	L, 18-38
12-2-2017 (H)	*W, 37-22
10-20-2018 (A)	L, 9-24
11-16-2019 (H)	W, 38-7
12-7-2019 (H)	*L, 10-13

2-19-2021 (A)	W, 24-20
10-23-2021 (H)	L, 17-26
11-5-2022 (A)	W, 31-28

*FCS Playoff Game

NORTHERN STATE

Overall: 12-0

1908	W, 16-0
1910	W, 17-0
1911	W, 12-0
1919	W, 49-0
1920	W, 6-0
1921	W, 40-0
1931	W, 19-0
1932	W, 26-7
1933	W, 27-0
1934	W, 52-0
1935	W, 33-0
9-20-1941 (H)	W, 14-0

NORTHWESTERN (Iowa)

Overall: 1-1
Home: 1-1; Away: 0-0

9-1-1973 (H)	L, 28-38
9-2-1974 (H)	W, 15-0

NORTHWEST MISSOURI STATE

Overall: 3-1
Home: 3-0; Away: 0-1

9-22-1956 (H)	W, 7-0
9-2-1995 (H)	W, 10-6
9-7-1996 (A)	L, 6-23
9-6-2003 (H)	W, 20-0

OKLAHOMA CITY UNIVERSITY

Overall: 0-1
Home: 0-0; Away: 0-1

11-2-1946 (A)	L, 0-35
---------------	---------

PARSONS (Kan.)

Overall: 0-1
Home: 0-1; Away: 0-0

9-18-1965 (H)	L, 0-10
---------------	---------

PIPESTONE

Overall: 2-0

1900	W, 16-6
1904	W, 38-0

PORTLAND STATE (Ore.)

Overall: 0-3
Home: 0-0; Away: 0-3

11-18-1978 (A)	L, 21-42
11-15-1980 (A)	L, 17-48
9-1-1984 (A)	L, 14-17

QUANTICO MARINES

Overall: 1-0
Home: 0-0; Away: 1-0

11-18-1972 (A)	W, 24-21
----------------	----------

ROBERT MORRIS (Pa.)

Overall: 1-0
Home: 1-0; Away: 0-0

9-26-2015 (H)	W, 34-10
---------------	----------

SACRAMENTO STATE

Overall: 1-0
Home: 0-0; Away: 0-1

12-4-2021 (A)	*W, 24-19
---------------	-----------

*FCS Playoff Game

ST. CLOUD STATE

Overall: 25-8
Home: 15-5; Away: 10-3

9-27-1947 (H)	L, 6-20
9-10-1949 (H)	W, 7-0
9-9-1950 (H)	W, 39-7
9-8-1951 (A)	W, 26-0
9-27-1952 (H)	W, 47-7
9-23-1961 (H)	W, 73-0
9-4-1976 (A)	(forfeit) W, 1-0
9-3-1977 (H)	W, 10-0
9-2-1978 (H)	W, 43-3
9-1-1979 (A)	W, 28-7
9-6-1980 (H)	W, 17-0
9-5-1981 (H)	W, 40-3
9-4-1982 (H)	W, 37-14
10-1-1983 (H)	L, 22-24
9-29-1984 (A)	W, 24-12
11-9-1985 (H)	W, 28-21
11-8-1986 (A)	W, 44-7
10-24-1987 (A)	L, 10-33
10-22-1988 (H)	W, 21-0
10-14-1989 (H)	L, 10-13
10-13-1990 (A)	L, 19-37
10-31-1992 (A)	W, 14-6
9-18-1993 (H)	L, 21-30
9-17-1994 (A)	W, 37-17
9-23-1995 (H)	L, 10-34
9-28-1996 (A)	W, 17-13
10-11-1997 (H)	W, 20-16
10-10-1998 (A)	W, 27-0
11-13-1999 (H)	W, 28-19
11-11-2000 (A)	W, 42-31
9-22-2001 (H)	W, 30-24
9-28-2002 (A)	L, 24-28
11-1-2003 (H)	W, 27-24

ST. JOHN'S (Minn.)

Overall: 0-1
Home: 0-0; Away: 0-1

10-17-1953 (A)	L, 13-26
----------------	----------

ST. LOUIS

Overall: 1-1

1926	W, 14-0
1929	L, 0-6

ST. NORBERT

Overall: 1-1

1938	L, 0-9
1940	W, 6-0

SERIES SCORES

ST. OLAF
Overall: 3-1

1930	L, 0-20
1934	W, 14-6
1935	W, 38-0
10-7-1950 (H)	W, 41-14

ST. REGIS
Overall: 1-0

1927	W, 10-7
------	---------

ST. THOMAS (Minn.)
Overall: 5-2

1908	W, 29-12
1910	L, 0-28
1922	W, 12-0
9-25-1954 (A)	W, 19-6
9-17-1955 (H)	L, 13-19
9-12-1970 (H)	W, 37-14
9-11-1971 (A)	W, 36-7

SAM HOUSTON
Overall: 0-1
Home: 0-0; Away: 0-0;
Neutral: 0-1

5-16-2021 (N)	*L, 21-23
---------------	-----------

* FCS Championship Game; Frisco, Texas

SIoux FALLS – CITY
Overall: 0-2

1897	L, 0-22
1898	L, 6-11

SIoux FALLS HIGH
Overall: 1-0

1900	W, 56-0
------	---------

SLIPPERY ROCK
Overall: 1-0
Home: 1-0; Away: 0-0

9-3-1994 (H)	W, 32-28
--------------	----------

SOUTH DAKOTA
Overall: 56-52-7

1889 (N)	T, 6-6
1900	L, 0-17
1901	L, 0-22
1902	L, 0-10
1904	T, 6-6
1905	L, 0-17
1906	L, 0-22
1910	L, 0-33
1911	L, 6-15
1912	L, 7-73
1914	L, 0-12
1915	L, 0-7
1919	W, 13-6
1920	L, 3-7
1921	W, 9-0
1922	T, 7-7
1923	W, 7-0
1924	W, 10-3
1925	W, 7-0
1926	T, 0-0
1927	L, 12-16
1928	W, 13-0
1929	W, 6-0

1930	W, 13-6
1931	L, 0-10
1932	T, 0-0
1933	W, 14-0
1933	L, 0-6
1934	W, 19-0
1935	L, 2-7
1936	L, 0-6
1937	L, 2-12
1938	L, 0-7
1939	L, 7-21
1940	L, 0-26
10-25-1941 (A)	L, 0-40
10-24-1942 (H)	L, 0-7
10-26-1946 (A)	W, 20-0
10-25-1947 (H)	L, 7-26
10-30-1948 (A)	L, 0-33
10-29-1949 (H)	W, 27-25
10-28-1950 (A)	W, 54-28
10-27-1951 (H)	L, 6-26
10-25-1952 (A)	T, 21-21
10-31-1953 (H)	W, 25-0
10-30-1954 (A)	W, 20-19
10-29-1955 (H)	W, 27-7
10-20-1956 (A)	L, 14-19
10-19-1957 (H)	W, 21-13
10-18-1958 (A)	L, 7-28
10-17-1959 (H)	W, 12-7
10-15-1960 (A)	W, 28-7
10-21-1961 (H)	W, 34-6
10-20-1962 (A)	W, 24-0
10-19-1963 (H)	W, 61-0
10-17-1964 (A)	L, 7-10
10-16-1965 (H)	W, 30-14
10-22-1966 (A)	W, 22-18
10-21-1967 (H)	W, 42-14
10-19-1968 (A)	L, 32-55
10-18-1969 (H)	W, 20-14
10-17-1970 (A)	L, 0-26
10-16-1971 (H)	L, 18-37
10-21-1972 (A)	L, 27-42
10-20-1973 (H)	L, 10-36
10-19-1974 (A)	L, 6-20
10-18-1975 (H)	W, 24-22
10-23-1976 (A)	T, 17-17
10-22-1977 (H)	L, 10-15
10-14-1978 (H)	L, 7-24
10-6-1979 (H)	W, 26-21
11-10-1979 (A)	W, 33-28
9-27-1980 (H)	W, 21-13
11-8-1980 (A)	L, 7-16
9-19-1981 (H)	W, 21-20
11-7-1981 (A)	L, 16-28
9-11-1982 (H)	W, 20-7
10-30-1982 (A)	L, 6-31
10-29-1983 (H)	L, 23-48
10-27-1984 (A)	L, 42-45
9-14-1985 (A)	L, 18-33
10-19-1985 (H)	W, 24-12
9-13-1986 (H)	L, 14-26
10-18-1986 (A)	L, 39-51
9-25-1987 (H)	L, 21-30
9-24-1988 (A)	L, 21-22
9-9-1989 (A)	W, 14-7
10-7-1989 (H)	L, 13-35
9-8-1990 (H)	W, 24-3
10-6-1990 (A)	W, 16-14
9-14-1991 (A)	W, 19-7
10-12-1991 (H)	W, 21-18
9-12-1992 (H)	W, 13-0
10-10-1992 (A)	W, 31-21

10-23-1993 (A)	L, 7-29
10-22-1994 (H)	W, 26-10
10-7-1995 (A)	W, 31-3
10-12-1996 (H)	W, 28-17
10-4-1997 (A)	L, 3-21
10-3-1998 (H)	W, 24-10
11-6-1999 (A)	W, 43-30
11-4-2000 (H)	L, 28-41
10-27-2001 (A)	W, 20-3
11-2-2002 (H)	W, 27-20
10-25-2003 (A)	W, 22-11
11-17-2012 (H)	W, 31-8
11-16-2013 (A)	W, 27-12
11-22-2014 (H)	W, 37-14
11-14-2015 (A)	W, 30-23
11-12-2016 (H)	W, 28-21
11-18-2017 (A)	W, 31-28
11-17-2018 (H)	W, 49-27
11-23-2019 (A)	L, 21-24
11-13-2021 (A)	L, 20-23
10-8-2022 (H)	W, 28-3

1889 game played at Sioux Falls

SOUTH DAKOTA MINES
Overall: 8-2-1

1902	W, 17-5
1910	T, 0-0
1911	W, 17-3
1912	L, 13-23
1913	W, 36-0
1938	L, 7-18
1939	W, 40-0
1940	W, 45-0
9-10-1994 (H)	W, 56-6
9-9-1995 (A)	W, 48-14
9-14-1996 (H)	W, 56-0

Previously known as South Dakota Tech

SOUTH DAKOTA STATE ARMY
Overall: 1-0
Home: 1-0; Away: 0-0

1944 (H)	W, 6-0
----------	--------

SOUTHEASTERN LOUISIANA
Overall: 2-0
Home: 1-0; Away: 1-0

9-8-2012 (A)	W, 31-14
9-14-2013 (H)	W, 34-26

SOUTHERN
Overall: 2-0

1930	W, 21-0
1931	W, 34-0

Also known as USD-Springfield

SOUTHERN (La.)
Overall: 1-0
Home: 0-0; Away: 1-0

9-25-2004 (A)	W, 31-24
---------------	----------

SOUTHERN ILLINOIS
Overall: 9-4
Home: 4-3; Away: 5-1

11-15-2008 (A)	L, 35-38
11-7-2009 (H)	L, 15-34
10-16-2010 (A)	W, 31-10
11-5-2011 (H)	W, 45-34
11-3-2012 (A)	W, 16-12
10-5-2013 (H)	L, 24-27
10-8-2016 (A)	W, 45-39
10-7-2017 (H)	W, 49-14
11-10-2018 (A)	W, 57-38
10-5-2019 (H)	W, 28-10
3-20-2021 (A)	W, 44-3
5-2-2021 (H)	*W, 31-26
10-9-2021 (H)	[OT] L, 41-42

* FCS Playoff Game

SOUTHERN UTAH
Overall: 7-1
Home: 5-0; Away: 2-1

11-13-2004 (A)	[2 OT] L, 17-23
11-5-2005 (H)	W, 55-7
11-11-2006 (A)	W, 31-21
11-10-2007 (H)	W, 52-27
9-3-2011 (H)	W, 29-28
9-13-2014 (A)	W, 26-6
9-12-2015 (H)	W, 55-10
9-21-2019 (H)	W, 43-7

SOUTHWEST MINNESOTA STATE
Overall: 4-0
Home: 4-0; Away: 0-0

9-8-1973 (H)	W, 39-6
9-7-1974 (H)	W, 45-10
9-2-1989 (H)	W, 14-12
9-11-1993 (H)	W, 56-12

STEPHEN F. AUSTIN
Overall: 2-0
Home: 1-0; Away: 1-0

9-29-2007 (H)	W, 45-0
9-27-2008 (A)	W, 50-48

TAMPA
Overall: 1-0
Home: 0-0; Away: 1-0

11-14-1967 (A)	W, 14-7
----------------	---------

TEXAS CHRISTIAN
Overall: 0-1
Home: 0-0; Away: 0-1

9-3-2016 (A)	L, 41-59
--------------	----------

TEXAS STATE
Overall: 1-1
Home: 1-0; Away: 0-1

10-1-2005 (A)	L, 12-42
9-22-2007 (H)	W, 38-3

TOLAND'S
Overall: 1-0

1907	W, 29-0
------	---------

TOLEDO
Overall: 1-1
Home: 0-0; Away: 1-1

11-15-1947 (A)	L, 12-33
9-15-1962 (A)	W, 25-14

TRINITY
Overall: 1-0

1917	W, 33-0
------	---------

VALPARAISO
Overall: 1-0
Home: 1-0; Away: 0-0

9-10-2005 (H)	W, 69-7
---------------	---------

VILLANOVA
Overall: 2-0
Home: 1-0; Away: 1-0

12-3-2016 (H)	*W, 10-7
12-11-2021 (A)	*W, 35-21

* FCS Playoff Game

WATERTOWN
Overall: 1-0

1898	W, 62-0
------	---------

WAYNE STATE (Mich.)
Overall: 1-2
Home: 0-1; Away: 1-1

11-4-1950 (A)	W, 40-0
10-3-1970 (A)	L, 12-21
10-2-1971 (H)	L, 8-27

WAYNE STATE (Neb.)
Overall: 2-0
Home: 1-0; Away: 1-0

9-11-1999 (A)	W, 59-31
9-9-2000 (H)	W, 65-3

WEBER STATE
Overall: 0-3
Home: 0-1; Away: 0-2

9-14-1968 (H)	L, 12-27
9-13-1969 (A)	L, 13-28
11-6-1976 (A)	L, 19-52

WESTERN ILLINOIS
Overall: 13-5
Home: 6-2; Away: 6-3

9-11-1976 (H)	L, 21-28
9-10-1977 (A)	W, 23-6
9-13-1980 (H)	L, 27-33
8-30-2007 (A)	[4 OT] L, 26-29
9-13-2008 (H)	W, 24-22
11-21-2009 (A)	W, 27-7
10-9-2010 (H)	W, 33-29
11-12-2011 (A)	W, 27-7
10-13-2012 (H)	W, 31-10
10-12-2013 (A)	W, 38-14
11-15-2014 (H)	W, 59-24
11-21-2015 (A)	[2 OT] L, 24-30
10-1-2016 (H)	W, 52-14
10-28-2017 (A)	W, 52-24
3-6-2021 (H)	W, 45-10
10-16-2021 (A)	W, 41-17
10-1-2022 (H)	W, 34-10

SERIES SCORES

WESTERN OREGON

Overall: 2-0
 Home: 1-0; Away: 0-1
 9-20-2003 (A) W, 37-10
 9-18-2004 (H) W, 38-3

WESTERN STATE

Overall: 1-0
 Home: 1-0; Away: 0-0
 9-29-1973 (H) W, 56-28

WESTERN UNION

Overall: 2-0
 1928 W, 33-0
 1929 W, 72-0

WESTERN WASHINGTON

Overall: 1-1
 Home: 1-0; Away: 0-1
 10-6-2001 (A) L, 28-45
 10-12-2002 (H) W, 23-19

WEST TEXAS STATE

Overall: 0-1
 1939 L, 7-35

WICHITA STATE

Overall: 1-4
 1934 L, 0-19
 1936 L, 0-20
 1937 W, 20-6
 11-14-1953 (A) L, 13-39
 10-15-1955 (H) L, 7-33

WILLIAM PENN

Overall: 1-0
 Home: 1-0; Away: 0-0
 11-4-2006 (H) W, 34-3

WINONA STATE

Overall: 1-1
 Home: 1-0; Away: 0-1
 9-13-2003 (A) L, 23-30
 9-11-2004 (H) W, 45-20

WISCONSIN

Overall: 1-8
 1916 L, 3-28
 1921 L, 3-24
 1922 L, 6-20
 1929 L, 0-21
 1930 L, 7-58
 1934 L, 7-28
 1935 W, 13-6
 1936 L, 7-24
 1937 L, 0-32

WISCONSIN-LA CROSSE

Overall: 3-2
 Home: 1-2; Away: 2-0
 11-10-1951 (A) W, 35-7
 9-13-1952 (H) L, 6-13
 11-12-1955 (A) W, 20-0
 9-3-2005 (H) W, 42-13
 9-2-2006 (H) L, 3-17

WISCONSIN-OSHKOSH

Overall: 1-0
 Home: 1-0; Away: 0-0
 9-20-2014 (H) W, 41-3

WISCONSIN-STEVENS POINT

Overall: 1-0
 Home: 1-0; Away: 0-0
 9-6-1986 (H) W, 14-7

WISCONSIN-STOUT

Overall: 2-0
 Home: 2-0; Away: 0-0
 9-8-1984 (H) W, 27-13
 9-5-1998 (H) W, 56-13

WISCONSIN-WHITEWATER

Overall: 1-0
 Home: 1-0; Away: 0-0
 9-8-1979 (H) W, 27-7

WYOMING

Overall: 0-1
 Home: 0-0; Away: 0-1
 11-10-1984 (A) L, 29-45

YANKTON COLLEGE

Overall: 9-4-1
 1898 T, 0-0
 1901 W, 17-0
 1907 W, 12-10
 1908 L, 0-21
 1909 L, 12-14
 1910 W, 12-0
 1911 L, 0-30
 1912 W, 6-3
 1913 L, 0-20
 1914 W, 19-7
 1915 W, 72-0
 1916 W, 31-0
 1921 W, 55-0
 1939 W, 6-0

YOUNGSTOWN STATE

Overall: 16-7
 Home: 7-3; Away: 9-4
 9-19-1942 (A) L, 0-14
 10-26-1968 (A) W, 23-20
 10-25-1969 (H) L, 16-17
 9-30-1972 (H) W, 34-22
 9-22-1973 (A) W, 26-6
 9-21-1974 (H) L, 21-35
 11-15-1975 (A) W, 38-21
 11-24-1979 (A) *L, 7-50
 9-8-2007 (A) L, 17-23
 9-6-2008 (H) W, 40-7
 10-31-2009 (A) W, 17-3
 10-23-2010 (H) W, 30-20
 10-8-2011 (A) W, 35-28
 10-27-2012 (H) W, 41-28
 11-23-2013 (A) W, 42-13
 10-25-2014 (H) L, 27-30
 10-17-2015 (A) W, 38-8
 10-22-2016 (H) W, 24-10
 9-30-2017 (A) L, 7-19
 10-13-2018 (H) W, 36-7
 10-12-2019 (A) W, 38-28
 3-13-2021 (H) W, 19-17
 10-30-2021 (A) W, 47-16

*NCAA Division II Playoff Game

VERSUS 2023 OPPONENTS

OPPONENT	SERIES RECORD	CURRENT STREAK	LAST MEETING	LAST SDSU WIN	LAST OPPONENT WIN
Western Oregon	2-0-0	W-2	W, 38-3 (9-18-2004)	38-3 (9-18-2004)	—
Montana State	6-11-0	W-1	W, 39-18 (12-17-2022)	39-18 (12-17-2022)	31-17 (12-18-2021)
Drake	5-8-0	W-4	W, 38-10 (9-14-2019)	38-10 (9-14-2019)	21-16 (9-20-1969)
North Dakota	36-47-5	W-2	W, 49-35 (10-22-2022)	49-35 (10-22-2022)	28-17 (2-27-2021)
Illinois State	6-5-0	W-1	W, 31-7 (11-12-2022)	31-7 (11-12-2022)	27-18 (11-9-2019)
Northern Iowa	24-33-1	W-1	W, 31-28 (11-5-2022)	31-28 (11-5-2022)	26-17 (10-23-2021)
Southern Illinois	9-4-0	L-1	L, 41-42 [OT] (10-9-2021)	31-26 (5-2-2021)	42-41 [OT] (10-9-2021)
South Dakota	56-52-7	W-1	W, 28-3 (10-8-2022)	28-3 (10-8-2022)	23-20 (11-13-2021)
North Dakota State	46-63-5	W-4	W, 45-21 (1-8-2023)	45-21 (1-8-2023)	23-16 (10-26-2019)
Youngstown State	16-7-0	W-4	W, 47-16 (10-30-2021)	47-16 (10-30-2021)	19-7 (9-30-2017)
Missouri State	12-1-0	W-7	W, 28-14 (9-24-2022)	28-14 (9-24-2022)	35-21 (10-19-2013)

INDIVIDUAL RECORDS

RUSHING

ATTEMPTS

Game: 42, by Kevin Klapprodt at Nebraska-Omaha, 10-1-1988

Season: 351, by Zach Zenner, 2013

Career: 1,131, by Josh Ranek, 1997-2001

NET YARDS

Game: 295, by Zach Zenner vs. Eastern Illinois, 11-24-2012 (FCS playoff game); and at North Dakota, 9-7-2013

Season: 2,055, by Josh Ranek, 1999 (11 games)

Career: 6,744, by Josh Ranek, 1997-2001 (44 games)

Per Game, Season: 186.8, by Josh Ranek, 1999

Combined Yards By Two Opposing Backs - Game: 533, by Kevin Lowe, Wyoming (302) and Rick Wegher, SDSU (231), 11-10-1984

TOUCHDOWNS

Game: 8, by Ross Owen, vs. Columbus College, 1922

Season: 25, by Josh Ranek, 1999

Career: 62, by Josh Ranek, 1997-2001

PASSING

ATTEMPTS

Game: 63, by Taryn Christion, at Illinois State, 10-29-2016

Season: 434, by Taryn Christion, 2016

Career: 1,363, by Taryn Christion, 2015-18

COMPLETIONS

Game: 37, by Dan Fjeldheim (37-of-55) vs. St. Cloud State, 9-28-2002; and by Austin Sumner (37-of-54) vs. Northern Iowa, 10-15-2011

Season: 279 (of 434), by Taryn Christion, 2016

Career: 814, by Taryn Christion, 2015-18

INTERCEPTIONS THROWN

Game: 6, by Taryn Christion, at James Madison, 12-16-17

Season: 24, by Mike Law, 1983

Career: 46, by Mike Law, 1981-83

NET YARDS PASSING

Game: 466, by Taryn Christion, at Southern Illinois, 10-8-16

Season: 3,714, by Taryn Christion, 2016

Career: 11,535, by Taryn Christion, 2015-18

TOUCHDOWN PASSES

Game: 7, by Ryan Berry vs. Illinois State, 11-8-2008

Season: 35, by Taryn Christion, 2017

Career: 104, by Taryn Christion, 2015-18

TOTAL OFFENSE

ATTEMPTS

Game: 76 (63 pass, 13 rush, by Taryn Christion, at Illinois State, 10-29-2016

Season: 565, by Taryn Christion, 2016 (13 games)

Career: 1,771, by Taryn Christion, 2015-18

NET YARDS

Game: 475, by Taryn Christion, at Southern Illinois, 10-8-2016 (466 passing, 9 rushing)

Season: 4,049, by Taryn Christion, 2016 (13 games)

Career: 13,050, by Taryn Christion, 2015-18

Per Game Average, Season: 311.5, by Taryn Christion, 2016

Per Game Average, Career: 271.9, by Taryn Christion, 2015-18

RECEIVING

RECEPTIONS

Game: 16, by Josh Davis (164 yards) vs. Western Washington, 10-5-2002

Season: 92, by Dallas Goedert, 2016

Career: 288, by Jake Wieneke, 2014-17

Consecutive Games with Reception: 53, by Jake Wieneke, 2014-17

YARDS

Game: 256, by Jeff Tiefenthaler at North Dakota, 9-27-1986 (12 receptions)

Season: 1,534, by Jeff Tiefenthaler, 1986

Career: 5,157, by Jake Wieneke, 2014-17

TOUCHDOWNS

Game: 4, by Don Bartlett vs. North Dakota State, 1949; by Dallas Goedert, vs. Western Illinois, 10-1-2016; by Jake Wieneke, vs. Duquesne, 8-31-2017; and by Cade Johnson, vs. Montana State, 9-8-2018

Season: 17, by Cade Johnson, 2018

Career: 59, by Jake Wieneke, 2014-17

Consecutive Games Catching TD Pass: 14, by Jeff Tiefenthaler, from Oct. 27, 1984, through Nov. 9, 1985*

Games In Which Caught At Least One TD Pass: 35, by Jake Wieneke (53 games)

* Records were also NCAA Division II records at the time

SCORING

TOUCHDOWNS

Game: 8, by Ross Owen vs. Columbus College, 1922

Season: 28, by Josh Ranek, 1999

Career: 69, by Josh Ranek, 1997-2001, and by Zach Zenner, 2011-14

POINTS

Game: 48, by Ross Owen vs. Columbus College, 1922 (8 TDs)

Season: 170, by Josh Ranek, 1999 (28 TDs, 1 2-PAT)

Career: 426, by Josh Ranek, 1997-2001

POINTS KICKING

Game: 20, by Parker Douglass vs. Western Oregon, 9-18-2004 (6 FGs, 2 PATs)

Season: 122, by Cole Frahm, 2021 (19 FGs, 65 PATs)

Career: 362, by Chase Vinatieri, 2016-19 (47 FGs, 221 PATs)

EXTRA POINTS – KICK

Game: 11, by Chase Vinatieri, vs. Arkansas-Pine Bluff, 9-15-18

Season: 66, by Chase Vinatieri, 2018 (58-of-62)

Career: 221, by Chase Vinatieri, 2016-19

Attempts, Career: 234, by Chase Vinatieri, 2016-19

Best Percentage, Season: 1.000, by Chase Vinatieri, 2016 (56-of-56); Justin Syrovatka, 2014 (50-of-50); by Tony Harris, 1979 (28-of-28); by Russ Meier, 1981 (21-of-21); by Parker Douglass, 2004 (29-of-29) and 2006 (22-of-22); by Cole Frahm, 2021 (65-of-65); and by Hunter Dustman, 2022 (59-of-59)

Best Percentage, Career: .987 (154-of-156), by Justin Syrovatka, 2011-14

Consecutive PAT, Season: 65, by Cole Frahm, 2021

Consecutive PAT, Career: 69, by Cole Frahm, 2020-21

FIELD GOALS

Game: 6, by Parker Douglas vs. Western Oregon, 9-18-2004 (34, 39, 27, 23, 43, 39)

Season: 19, by Parker Douglass, 2005 (19-of-26); by Justin Syrovatka, 2014 (19-of-20); by Cole Frahm, 2021 (19-of-28)

Career: 62, by Parker Douglass, 2004-07

Attempts, Game: 8, by Parker Douglas vs. Western Oregon, 9-18-2004

Attempts, Season: 28, by Cole Frahm, 2021 (19 FGM)

Attempts, Career: 91, by Parker Douglass, 2004-07

Percentage, Season: .950, by Justin Syrovatka (19-of-20)

Percentage, Career: .764 (55-of-72), by Justin Syrovatka, 2011-14 (min. 10 attempts-season; 20 att.-career)

Consecutive Made: 16, by Justin Syrovatka, 2014

Longest: 57 yards, by Parker Douglass, vs. Stephen F. Austin (Texas), 9-29-2007, and by Chase Vinatieri, at Northern Iowa, 10-20-2018

PUNTING

Attempts, Game: 16, by Mike Doty at North Dakota, 10-9-1971

Season: 83, by Mike Doty, 1971 (35.6 average)

Average, Season: 44.8, by Tom O'Brien, 1997 (50 att.)

PUNT RETURNS

Season: 34, by Paul Aanonson, 2007

Career: 79, by Je Ryan Butler, 2012-15

Yards, Season: 482, by Paul Aanonson, 2007

Yards, Career: 798, by Paul Aanonson, 2004-07

INTERCEPTIONS

Game: 4, by Mike Jaunich vs. Morningside, 10-2-1993

Season: 9, by Charlie Clarksean, 1972

Career: 14, by Charlie Clarksean, 1970-73

SACKS

Game: 6, by Mark Dunbar vs. St. Cloud State, 9-2-1978

Season: 21, by Mark Dunbar, 1978

Career: 28, by Mark Dunbar, 1977-80

KICKOFF RETURNS

Game: 9, by Jerry Welch vs. Iowa State, 1952

Season: 36, by Rick Wegher, 1984

Career: 107, by Rick Wegher, 1981-84*

Yards, Game: 258, by Jerry Welch at Iowa State, 1952

Yards, Season: 839, by Cade Johnson, 2017

Yards, Career: 2,150, by Rick Wegher, 1981-84

* Record was also NCAA Division II record at the time

ALL-PURPOSE

ATTEMPTS

Game: 47, by Darwin Gonneman vs. Augustana, 11-11-1967 (41 rushes, 2 rec., 3 PR, 1 KOR)

Season: 372, by Zach Zenner, 2013

Career: 1,221, by Zach Zenner, 2014

YARDS

Game: 371, by Josh Ranek at North Dakota State, 10-20-2001

Season: 2,608, by Josh Ranek, 2001

Career: 8,211 by Zach Zenner, 2011-14

LONGEST PLAYS

Run From Scrimmage: 99 yards, by Zach Zenner, at Kansas, 9-1-2012

Pass Play: 91 yards, Ted Wahl to Jeff Tiefenthaler, vs. St. Cloud State, 11-8-1986, and 91 yards, Austin Sumner to Jake Wieneke, at Indiana State, 11-8-2014

Punt Return: 95 yards, by Darwin Gonneman, vs. North Dakota State, 10-1-1966

Kickoff Return: 100 yards, by Kevin Brown, vs. Minnesota State, Mankato, 11-16-2002, and by Tyrel Kool, vs. Western Illinois, 10-13-2012

Interception Return: 99 yards, by Tyler Koch, vs. Southern Utah, 11-10-2007

Fumble Return: 97 yards, by Malik Lofton, vs. Southern Illinois, 10-9-2021

Punt: 88 yards, by Tim Hawkins, vs. Mankato State, 10-30-1989

Note: All longest plays with exception of punt resulted in touchdowns

TEAM RECORDS

RUSHING

ATTEMPTS

Game: 84, vs. Augustana, 1952

Season: 645, in 1973

YARDS

Game: 567, vs. Missouri-Rolla, 10-22-2005

Season: 3,685, in 1951 (10 games)

Fewest Net Yards, Game: minus-52, vs. North Dakota State, 10-16-1965

Fewest Net Yards, Season: 509, in 1965 (10 games)

PASSING

ATTEMPTS

Game: 63, at Illinois State, 10-29-2016

Season: 455, in 2017 (14 games)

COMPLETIONS

Game: 37, at St. Cloud State, 9-28-2002, and vs. Northern Iowa, 10-15-2011

Season: 285, in 2016 (13 games)

Per Game: 22.5, in 2008 (12 games)

INTERCEPTIONS THROWN

Game: 6, at Mankato State, 9-19-1970; vs. North Dakota State, 10-27-1973, and vs. South Dakota, 10-29-1983; at James Madison, 12-16-2017 [FCS playoff Game]

Season: 31, in 1983

Fewest, Season: 4, in 1963 (10 games), in 1955 (9 games) and 2020-21 (10 games)

YARDS

Game: 557, vs. Arkansas-Pine Bluff, 9-15-2018

Season: 3,803, in 2016 (13 games)

TOUCHDOWN PASSES

Game: 8, vs. Arkansas-Pine Bluff, 9-15-2018

Season: 35, in 2017 and 2018

TOTAL OFFENSE

ATTEMPTS

Game: 100, vs. Morningside, 10-17-1987 (64 rush, 36 pass)

Season: 952, in 2013 (14 games)

YARDS

Game: 926, vs. Arkansas-Pine Bluff, 9-15-2018

Season: 6,617, in 2021 (15 games)

Per Game: 480.5, in 2018

SCORING

POINTS

Game: 90, vs. Arkansas-Pine Bluff, 9-15-2018

Season: 553 in 2018 (13 games)

Per Game: 42.5 in 2018 (553 points in 13 games)

Margin of Victory: 85 vs. Columbus College, 1922

Game, Both Teams: 109 by Montana (61) vs. SDSU (48), 11-28-2009 [FCS playoff Game]

FIRST DOWNS

MOST – GAME

Total: 37, at Wyoming, 11-10-1984, and vs. North Dakota, 9-28-1985

Rushing: 30, at Morningside, 10-8-1977

Passing: 20, vs. South Dakota, 9-14-1986, and at Illinois State, 10-29-2016

FEWEST – GAME

Total: 3, at Morningside, 11-6-1971

Rushing: 0, vs. North Dakota State, 9-28-2013

Passing: 0, nine times (last: vs. South Dakota, 9-27-1980)

FIRST DOWNS — OPPONENT

MOST — GAME

Total: 35, by TCU, 9-3-2016

Rushing: 27, by Georgia Southern, 10-29-2005

Passing: 22, by TCU, 9-3-2016

FEWEST — GAME

Total: 2, by Hamline, 9-6-1975

Rushing: 0, by Hamline, 9-6-1975

Passing: 0, seven times (last: by North Dakota, 11-1-1980)

Note: In the 1955 SDSU-South Dakota game, neither team had a first down by passing

PUNTING

ATTEMPTS

Game: 16, vs. North Dakota, 10-9-1971 (40.0 avg)

Season: 86, in 1971 (34.4 average)

AVERAGE (min. 3 attempts)

Game: 55.0, at Delaware, 9-11-2010 (4-220), and vs. Illinois State, 11-9-2019 (3-165)

Season: 42.5, in 2018 (56 attempts)

PUNT RETURNS

ATTEMPTS

Game: 8, vs. St. Cloud State, 9-23-1961

Season: 44, in 1961 (407 yards)

YARDS

Game: 128, vs. St. Cloud State, 9-23-1961

Season: 572, in 1962 (41 returns)

Average, Season: 15.1, in 1955 (18 returns)

KICKOFF RETURNS

ATTEMPTS

Game: 10, vs. Arizona, 9-29-1956 (164 yards)

Season: 52, in 1966

YARDS

Game: 281, vs. Northern Colorado, 9-25-1993

Season: 1,093, in 1966

Average, Season: 27.8, in 1973 (33 returns)

FUMBLES

TOTAL FUMBLES

Game: 11, vs. North Dakota, 1952 (lost 5) and vs. North Dakota State, 10-20-1951 (lost 7)

Season: 62, in 1952 (9 games)

FUMBLES LOST

Game: 7, vs. North Dakota State, 10-20-1951 (11 fumbles), vs. North Dakota State, 1952 (8 fumbles), vs. Morningside, 1952 (8 fumbles), vs. Northern Colorado, 9-25-1976 (7 fumbles).

Season: 39, in 1952 (9 games)

FUMBLES — OPPONENT

TOTAL FUMBLES

Game: 10, by Quantico Marines, 11-18-1972 (lost 5)

Season: 46, in 1972

FUMBLES LOST

Game: 7, by South Dakota, 1950 (7 fumbles); by Augustana, 1953 (8 fumbles); by North Dakota State, 1953 (7 fumbles); by North Dakota State, 10-24-1959 (7 fumbles)

Season: 25, in 1972 (46 fumbles), in 1952 (33 fumbles) and in 1950 (37 fumbles)

INTERCEPTION RETURNS

TOTAL INTERCEPTIONS

Game: 6, vs. Augustana, 1950; vs. St. Cloud State, 1952, and vs. UC Davis, 11-27-2021 [FCS Playoff game]

Season: 27, in 1993

YARDS

Game: 171, vs. Southern Utah, 11-10-2007 (5 returns)

Season: 469, in 2007 (19 returns)

PENALTIES

TOTAL PENALTIES

Game: 15, vs. Morningside, 9-30-2000 (159 yards), vs. St. Cloud State, 9-22-2001 (139) and vs. Northern Colorado, 11-20-2004 (153 yards)

Fewest, Game: 0, vs. Mankato State, 11-14-1964, and vs. Delaware, 5-8-2021

Season: 92, in 2021 (for 809 yards in 15 games)

YARDS

Game: 159, vs. Morningside, 9-30-2000 (15 penalties)

Season: 887, in 2000 (86 penalties in 11 games)

PENALTIES — OPPONENT

NUMBER

Game: 19, by McNeese State (La.), 9-30-2006

Season: 84, in 2000

YARDS

Game: 174, by McNeese State (La.), 9-30-2006 (19 penalties)

Season: 772, in 2000

Fewest, Game: 0, by North Dakota, 11-20-2021

PENALTIES — BOTH TEAMS

NUMBER

Game: 26, by SDSU (12 for 113 yards) vs. Nebraska-Omaha (14 for 133 yards), 10-28-2000; and by SDSU (7 for 80 yards) at McNeese State (La.) (19 for 174 yards), 9-30-2006

YARDS

Game: 254, by SDSU (80) at McNeese State (La.) (174), 9-30-2006

OTHER OPPONENT RECORDS

RUSHING

Most Yards, Game: 484, by Georgia Southern, 10-29-2005

Fewest Yards, Game: minus-42, by Western Oregon, 9-18-2004

Most Yards, Season: 2,604, in 1964 (10 games)

Fewest Yards, Season: 1,061, in 1955 (9 games)

PASSING

Most Yards, Game: 525, by Mankato State, 1993

Fewest Yards, Game: 0, by South Dakota, 1951; by Arizona, 1962, and by North Dakota, 1980

Most Yards, Season: 3,615, in 2021 (15 games)

Fewest Yards, Season: 1,688, in 1955 (9 games)

Most Attempts, Game: 71, by Mankato State, 1993

Most Completions, Game: 39 by Mankato State, 1993

Most Completions, Season: 303, in 2021

Most TD Passes, Game: 6 by South Dakota, 1968

Most TD Passes, Season: 23 in 1968

Fewest TD Passes, Season: 2 in 1952 (10 games) and in 1959 (9 games)

TOP 10s

CAREER PASSING YARDS

1. Taryn Christion, 2015-18	11,535
2. Austin Sumner, 2011-14	9,458
2. Ryan Berry, 2005-08	6,023
3. Ted Wahl, 1985-88	6,016
4. Brad Nelson, 2001-04	5,382
5. Andy Rennerfeldt, 1997-2000	5,377
6. Dan Fjeldheim, 1999-2002	5,176
8. Todd McDonald, 1990-93	4,999
9. Mike Busch, 1984-85	4,980
10. Mark Gronowski, 2020-present	4,532

SINGLE-SEASON PASSING

1. Taryn Christion, 2016	3,714
2. Taryn Christion, 2017	3,515
3. Chris Oladokun, 2021	3,164
4. Brad Nelson, 2003	3,141
5. Ryan Berry, 2008	3,106
6. Taryn Christion, 2018	3,020
7. Austin Sumner, 2013	2,999
8. Mark Gronowski, 2022	2,967
9. Todd McDonald, 1993	2,715
10. Dan Fjeldheim, 2002	2,663

CAREER PASSING TOUCHDOWNS

1. Taryn Christion, 2015-18	104
2. Austin Sumner, 2011-14	65
3. Ryan Berry, 2005-08	56
4. Brad Nelson, 2001-04	47
5. Ted Wahl, 1985-88	43
6. Ron Meyer, 1963-65	41
Mark Gronowski, 2020-present	41
8. Todd McDonald, 1990-93	36
Noel Bouché, 1996-98	36
10. Dan Fjeldheim, 1999-2002	32
Andy Rennerfeldt, 1997-2000	32

SINGLE-SEASON PASSING TOUCHDOWNS

1. Taryn Christion, 2017	35
2. Taryn Christion, 2018	32
3. Ryan Berry, 2008	30
Taryn Christion, 2016	30
5. Brad Nelson, 2003	27
6. Mark Gronowski, 2022	26
7. Todd McDonald, 1993	25
Chris Oladokun, 2021	25
9. Brad Nelson, 2004	20
10. Ron Meyer, 1963	19
Ryan Berry, 2007	19
Austin Sumner, 2013	19

CAREER RUSHING YARDS

1. Josh Ranek, 1997-2001	6,744
2. Zach Zenner, 2011-14	6,548
3. Pierre Strong, Jr., 2018-21	4,527
4. Kyle Minett, 2007-10	4,277
5. Anthony Watson, 2003-06	3,712
6. Dan Sonnek, 1984-87	3,304
7. Les Tuma, 1970-73	3,018
8. Cory Koenig, 2004-07	2,990
9. Isaiah Davis, 2020-present	2,970
10. Brady Mengarelli, 2014-17	2,677

SINGLE-SEASON RUSHING

1. Josh Ranek, 1999	2,055
2. Zach Zenner, 2012	2,044
3. Zach Zenner, 2014	2,019

4. Zach Zenner, 2013	2,015
5. Josh Ranek, 1998	1,881
6. Josh Ranek, 2001	1,804
7. Pierre Strong, Jr.; 2021	1,686
8. Dan Sonnek, 1985	1,518
9. Isaiah Davis, 2022	1,451
10. Rick Wegher, 1984	1,317

CAREER RUSHING TOUCHDOWNS

1. Josh Ranek, 1997-2001	62
2. Zach Zenner, 2011-14	61
3. Kyle Minett, 2007-10	47
4. Pierre Strong, Jr.; 2018-21	40
5. Jerry Welch, 1951-54	34
6. Dan Sonnek, 1984-87	32
Isaiah Davis, 2020-present	32
8. Scott Nedved, 1998-2002	30
9. Anthony Watson, 2003-06	29
10. Darwin Gonnerman, 1966-68	26
Taryn Christion, 2015-18	26

SINGLE-SEASON RUSHING TOUCHDOWNS

1. Josh Ranek, 1999	25
2. Zach Zenner, 2013	23
3. Zach Zenner, 2014	22
4. Josh Ranek, 2001	18
Pierre Strong, Jr.; 2021	18
6. Kyle Minett, 2009	16
7. Dan Nelson, 1993	15
Paul Klinger, 1994	15
Cory Koenig, 2007	15

CAREER TOTAL OFFENSE

1. Taryn Christion, 2015-18	13,050
2. Austin Sumner, 2011-14	9,284
2. Ted Wahl, 1985-88	7,245
3. Josh Ranek, 1997-2001	6,745
4. Zach Zenner, 2011-14	6,548
5. Ryan Berry, 2005-08	5,971
6. Andy Rennerfeldt, 1997-2000	5,765
7. Mark Gronowski, 2020-present	5,517
8. Gary Maffett, 1977-79	5,282
9. Todd McDonald, 1990-93	5,248
10. Brad Nelson, 2001-04	5,218

SINGLE-SEASON TOTAL OFFENSE

1. Taryn Christion, 2016	4,049
2. Taryn Christion, 2017	4,015
3. Mark Gronowski, 2022	3,375
4. Taryn Christion, 2018	3,353
5. Chris Oladokun, 2021	3,330
6. Brad Nelson, 2003	3,056
7. Ryan Berry, 2008	3,009
8. Austin Sumner, 2013	2,987
9. Ted Wahl, 1986	2,965
10. Todd McDonald, 1993	2,937

CAREER RECEPTIONS

1. Jake Wieneke, 2014-17	288
2. Josh Davis, 2002-05	225
3. Dallas Goedert, 2014-17	198
4. Jaxon Janke, 2018-present	193
5. Jason Schneider, 2011-14	175
6. Jeff Tiefenthaler, 1983-86	173
7. Cade Johnson, 2017-19	162

8. JaRon Harris, 2005-08	152
Glen Fox, 2006-09	152
10. Aaron Rollin, 2009-12	140

SINGLE-SEASON RECEPTIONS

1. Dallas Goedert, 2016	92
2. Jason Schneider, 2013	78
Jake Wieneke, 2016	78
4. Jeff Tiefenthaler, 1986	73
Jake Wieneke, 2014	73
6. Jake Wieneke, 2015	72
Dallas Goedert, 2017	72
Cade Johnson, 2019	72
Jaxon Janke, 2021	72
10. Josh Davis, 2002	70
JaRon Harris, 2008	70

CAREER RECEIVING YARDS

1. Jake Wieneke, 2014-17	5,157
2. Jeff Tiefenthaler, 1983-86	3,621
3. Josh Davis, 2002-05	3,192
4. Dallas Goedert, 2014-17	2,988
5. Cade Johnson, 2017-19	2,872
6. Jaxon Janke, 2018-present	2,848
7. Jason Schneider, 2011-14	2,404
8. JaRon Harris, 2005-08	2,241
9. Rusty Lenners, 1993-96	1,942
10. Aaron Rollin, 2009-12	1,878

SINGLE-SEASON RECEIVING YARDS

1. Jeff Tiefenthaler, 1986	1,534
2. Jake Wieneke, 2015	1,472
3. Jake Wieneke, 2014	1,404
4. Cade Johnson, 2018	1,332
5. Jake Wieneke, 2016	1,316
6. Dallas Goedert, 2016	1,293
7. Cade Johnson, 2019	1,222
8. Jaxon Janke, 2021	1,165
9. Dallas Goedert, 2017	1,111
10. Jason Schneider, 2013	1,088

CAREER RECEIVING TOUCHDOWNS

1. Jake Wieneke, 2014-17	59
2. Jeff Tiefenthaler, 1983-86	32
3. Cade Johnson, 2017-19	28
4. Josh Davis, 2002-05	26
5. JaRon Harris, 2005-08	24
Jaxon Janke, 2018-present	24
7. Dallas Goedert, 2014-17	21
8. Jason Schneider, 2011-14	20
Jadon Janke, 2018-present	20
10. Rusty Lenners, 1993-96	17

SINGLE-SEASON RECEIVING TOUCHDOWNS

1. Cade Johnson, 2018	17
2. Jake Wieneke, 2014	16
Jake Wieneke, 2016	16
Jake Wieneke, 2017	16
5. Jeff Tiefenthaler, 1985	13
6. Jeff Tiefenthaler, 1986	11
JaRon Harris, 2008	11
Jake Wieneke, 2015	11
Dallas Goedert, 2016	11
10. Glen Fox, 2008	10
Jason Schneider, 2013	10

CAREER SCORING

1. Josh Ranek, 1997-2001	426
2. Zach Zenner, 2011-14	416
3. Chase Vinatieri, 2016-19	374
4. Jake Wieneke, 2014-17	362
5. Kyle Minett, 2007-10	330
6. Parker Douglass, 2004-07	321
7. Justin Syrovatka, 2011-14	319
8. Pierre Strong, Jr.; 2018-21	258
9. Jerry Welch, 1951-54	221
10. Darwin Gonnerman, 1966-68	217

SINGLE-SEASON SCORING

1. Josh Ranek, 1999	170
2. Zach Zenner, 2014	158
3. Zach Zenner, 2013	150
4. Josh Ranek, 2001	138
5. Cole Frahm, 2021	122
6. Chase Vinatieri, 2018	114
7. Hunter Dustman, 2022	113
8. Kyle Minett, 2008	112
9. Pierre Strong, Jr.; 2021	108
10. Justin Syrovatka, 2014	107

CAREER FIELD GOALS

1. Parker Douglass, 2004-07	62
2. Justin Syrovatka, 2011-14	55
3. Chase Vinatieri, 2016-19	47
4. Brett Gorden, 1995-98	36
5. Peter Reifenrath, 2008-10	34
6. Cole Frahm, 2019-21	33
7. Adam Vinatieri, 1991-94	27
8. Tony Harris, 1977-80	23
K.C. Johnson, 1984-86	23
Keith Witt, 2002-03	23

SINGLE-SEASON FIELD GOALS

1. Parker Douglass, 2005	19
• 19-26, LG 54	
Justin Syrovatka, 2014	19
• 19-20, LG 46	
Cole Frahm, 2021	19
• 19-28, LG 54	
4. Justin Syrovatka, 2012	18
• 18-22, LG 48	
Hunter Dustman, 2022	18
• 18-25, LG 45	
6. Russ Meier, 1981	16
• 16-21 (led nation), LG 49	
Parker Douglass, 2007	16
• 16-22, LG 57	
Peter Reifenrath, 2008	16
• 16-22, LG 42	
9. Parker Douglass, 2006	15
• 15-21, LG 53	
Jay Carlson, 2015	15
• 15-22, LG 47	

CAREER TACKLES

1. Christian Rozeboom, 2016-19	475
2. Greg Osmundson, 1986-89	435
3. T.J. Lally, 2012-15	415
4. J.D. Alexander, 1971-74	393
5. Darrin Thurston, 1984-87	340
6. Logan Backhaus, 2017-21	329
7. Mark Huelskamp, 1972-75	328
8. Sterne Akin, 1995-98	325
9. Doug Miller, 1989-92	322
10. Chris Coauette, 2001-04	313

Note: Tackles not officially recognized as an NCAA statistic until 2000

SINGLE-SEASON TACKLES

Since 2000

1. Ross Shafrath, 2012	150
2. R.C. Kilgore, 2013	134
3. Christian Rozeboom, 2016	132
4. Christian Rozeboom, 2017	127
5. Adam Bock, 2021	125
6. T.J. Lally, 2014	117
7. Chris Coauette, 2004	115
8. Christian Rozeboom, 2019	111
9. Jimmy Rogers, 2007	110
Jesse Bobbit, 2016	110

CAREER TACKLES FOR LOSS

1. Danny Batten, 2006-09	52.5
2. Jeff Wolgamott, 1993-97	52.0
3. Ted Ortale, 1985-88	50.0
4. Reece Winkelman, 2018-22	46.5
5. Caleb Sanders, 2018-22	42.5
6. Zach Carter, 1994-95, 97-98	38.0
7. Mark Dunbar, 1977-80	35.0
Eric Schroeder, 2005-08	35.0
9. Joey Abell, 2001-04	33.5
10. Jason Aune, 1992, 94-96	32.5
Eric Cohen, 1978-80	32.0

SINGLE-SEASON TACKLES FOR LOSS

Since 2000

1. Danny Batten, 2009	17.0
2. Reece Winkelman, 2022	15.5
3. Joey Abell, 2003	14.5
Danny Batten, 2008	14.5
4. Eric Schroeder, 2007	13.5
Doug Peete, 2012	13.5
Reece Winkelman, 2021	13.5
8. Caleb Sanders, 2021	13.0
9. Chase Douglas, 2013	12.5
10. Danny Batten, 2007	12.0
Marshall Peugh, 2013	12.0

CAREER SACKS

1. Mark Dunbar, 1977-80	28.0
2. Jeff Wolgamott, 1993-97	27.0
3. Danny Batten, 2006-09	23.0
Reece Winkelman, 2018-22	23.0
5. Caleb Sanders, 2018-22	21.5
6. Ryan Earith, 2016-19	19.0
7. Eric Cohen, 1978-80	18.0
8. Darwin Bishop, 1985-88	17.5
Jim Remme, 1990-93	17.5
Eric Schroeder, 2005-08	17.5

Note: Sacks became an official statistic in 1978

SINGLE-SEASON SACKS

1. Mark Dunbar, 1978	21.0
2. Jeff Wolgamott, 1997	11.5
3. Jim Remme, 1992	10.5
4. Eric Cohen, 1979	10.0
5. Danny Batten, 2009	9.0
Chase Douglas, 2013	9.0
7. Eric Cohen, 1980	8.0
Danny Batten, 2008	8.0
Reece Winkelman, 2022	8.0
10. Jason Aune, 1994	7.5
Kellen Soulek, 2016	7.5

CAREER INTERCEPTIONS

1. Charlie Clarksean, 1970-73	14
2. Mark Struck, 1991-95	13
3. Mike Jaunich, 1991-94	12
Wayne Rasmussen, 1961-63	12
5. Dan Dummermuth, 1979-81	11
6. Mike Breske, 1976-80	10
Jim Smith, 1982-83	10
Greg Osmundson, 1986-89	10
Chris Coauette, 2001-04	10
Tyler Koch, 2004-07	10
Conrad Kjerstad, 2007-10	10
Je Ryan Butler, 2012-15	10

SINGLE-SEASON INTERCEPTIONS

1. Charlie Clarksean, 1972	9
2. Mark Struck, 1993	8
3. Wayne Rasmussen, 1963	7
Jim Smith, 1983	7
Rick Wirtjes, 1984	7
Mike Jaunich, 1993	7
Tyler Koch, 2007	7
8. Arnold "Nig" Johnson, 1956	6
Mike Breske, 1979	6
Casey Hillman, 1999	6

TOP PERFORMANCES

SINGLE-GAME PASSING YARDS

1. Taryn Christian (32-51-0, 466, 5)466
• at Southern Illinois, 10-8-2016
2. Dan Fjeldheim (37-55-1, 460, 2)460
• at St. Cloud State, 9-28-2002
3. Taryn Christian (33-63-3, 430, 2)430
• at Illinois State, 10-29-2016
4. Austin Sumner (16-28-0, 395, 3)395
• vs. South Dakota, 11-22-2014
Zach Lujan (25-43-2, 395, 3)395
• vs. Robert Morris (Pa.), 9-26-2015
6. Todd McDonald (17-28-1, 388, 4)388
• at Mankato State, 11-6-2003
7. Taryn Christian (26-41-1, 386, 5)386
• at Western Illinois, 10-28-2017
8. Mike Busch (26-45-3, 379, 2)379
• vs. Morningside, 9-15-1984
9. Austin Sumner (20-31-0, 377, 4)377
• at Missouri State, 10-29-2011
10. Thomas O'Brien (28-45-3, 376, 2)376
• at Cal Poly, 9-17-2011

SINGLE-GAME RUSHING YARDS

1. Zach Zenner33 carries, 295 yds.
• vs. Eastern Illinois, 11-24-2012 [FCS playoffs]
Zach Zenner37 carries, 295 yds.
• at North Dakota, 9-7-2013
3. Josh Ranek41 carries, 291 yds.
• vs. St. Cloud State, 11-13-1999
4. Josh Ranek39 carries, 282 yds.
• at North Dakota State, 10-24-1998
5. Zach Zenner34 carries, 278 yds.
• at Southeastern Louisiana, 9-8-2012
6. Dan Sonnek41 carries, 268 yds.
• vs. Northern Colorado, 11-16-1985
7. Dan Sonnek40 carries, 266 yds.
• vs. Augustana, 10-26-1985
8. Cory Koenig21 carries, 259 yds.
• vs. Cal Poly, 10-20-2007
9. Josh Ranek26 carries, 254 yds.
• at North Dakota State, 10-20-2001
10. Pierre Strong, Jr.17 carries, 253 yds.
• vs. South Dakota, 11-17-2018

SINGLE-GAME TOTAL OFFENSE

1. Taryn Christian (466 pass, 9 rush)475 yds.
• at Southern Illinois, 10-8-2016
2. Taryn Christian (430 pass, 26 rush)456 yds.
• at Illinois State, 10-29-2016
3. Taryn Christian (303 pass, 141 rush)444 yds.
• at North Dakota State, 10-15-2016
4. Dan Fjeldheim (460 pass, -18 rush)442 yds.
• at St. Cloud State, 9-28-2002
5. Ted Wahl (316 pass, 123 rush)439 yds.
• at North Dakota, 10-29-1988
6. Ted Wahl (370 pass, 64 rush)434 yds.
• at South Dakota, 10-18-1986
7. Marty Higgins (315 pass, 109 rush)424 yds.
• at Augustana, 10-23-1982
8. Taryn Christian (386 pass, 37 rush)423 yds.
• at Western Illinois, 10-28-2017
9. Noel Bouché (350 pass, 66 rush)416 yds.
• vs. North Dakota State, 10-25-1997
10. Zach Lujan (395 pass, 9 rush)404 yds.
• vs. Robert Morris (Pa.), 9-26-2015

SINGLE-GAME RECEIVING YARDS

1. Jeff Tiefenthaler12 rec., 256 yds.
• at North Dakota, 9-27-1986
2. Jeff Tiefenthaler14 rec., 234 yds.
• at South Dakota, 10-18-86
3. Jeff Tiefenthaler10 rec., 233 yds.
• at Morningside, 10-5-1985
4. Jake Wieneke11 rec., 205 yds.
• vs. Southern Utah, 9-12-2015
5. Dallas Goedert8 rec., 204 yds.
• vs. Western Illinois, 10-1-2016
6. Nate Millerbernd9 rec., 202 yds.
• vs. Mankato State, 11-16-1996
7. Cade Johnson7 rec., 198 yds.
• at Southern Illinois, 11-10-2018
8. Jake Wieneke8 rec., 196 yds.
• at Texas Christian, 9-3-2016
9. Josh Davis9 rec., 187 yds.
• vs. North Dakota, 10-11-2003
10. Jake Wieneke8 rec., 183 yds.
• vs. Missouri State, 10-11-2014

SINGLE-GAME RECEPTIONS

1. Josh Davis16 rec., 164 yds.
• vs. Western Washington, 10-12-2002
2. Jeff Tiefenthaler14 rec., 234 yds.
• at South Dakota, 10-18-1986
3. Jeff Tiefenthaler12 rec., 256 yds.
• at North Dakota, 9-27-1986
Josh Davis12 rec., 138 yds.
• at Southern (La.), 9-25-2004
Glen Fox12 rec., 101 yds.
• vs. Southern Illinois, 11-7-2009
Dallas Goedert12 rec., 108 yds.
• at Southern Illinois, 10-8-2016
7. Wayne Rasmussen11 rec., 150 yds.
• at Arkansas State, 11-16-1963
Darren Baartman11 rec., 138 yds.
• vs. Northern Colorado, 11-16-1991
Rusty Lenner11 rec., 114 yds.
• at North Dakota, 9-30-1995
Josh Davis11 rec., 155 yds.
• at St. Cloud State, 9-28-2002
Josh Davis11 rec., 99 yds.
• at Winona State, 9-13-2003
Brian Janecek11 rec., 141 yds.
• vs. Augustana, 11-6-2004
Trevor Tiefenthaler11 rec., 139 yds.
• at Eastern Washington, 12-7-2013 [FCS playoffs]
Jake Wieneke11 rec., 205 yds.
• vs. Southern Utah, 9-12-2015
Dallas Goedert11 rec., 150 yds.
• at North Dakota State, 10-15-2016
Dallas Goedert11 rec., 118 yds.
• at Illinois State, 10-29-2016
Dallas Goedert11 rec., 132 yds.
• at Montana State, 9-9-2017
Dallas Goedert11 rec., 117 yds.
• at South Dakota, 11-18-2017
Cade Johnson11 rec., 74 yds.
• vs. Illinois State, 11-9-2019

SINGLE-GAME TACKLES

Since 2000

1. T.J. Lally20
• at North Dakota State, 11-1-2014
Christian Rozeboom20
• at Southern Illinois, 10-8-2016
3. Mike Lien18
• at North Dakota State, 11-12-2010
Ross Shafraath18
• at North Dakota State, 12-1-2012 [FCS Playoffs]
Christian Rozeboom18
• at Missouri State, 10-21-2017
6. Justin Landis17
• at Nebraska-Omaha, 10-4-2003
Scott Connot17
• vs. St. Cloud State, 11-1-2003
Corey Jeske17
• vs. Western Illinois, 10-9-2010
Ross Shafraath17
• vs. Youngstown State, 10-27-2012
R.C. Kilgore17
• vs. North Dakota State, 9-28-2013
T.J. Lally17
• at Western Illinois, 11-21-2015
Adam Bock17
• vs. Southern Illinois, 10-9-2021
13. Justin Landis16
• vs. Northern Colorado, 11-3-2001
Chris Johnson16
• vs. Southern Utah, 11-10-2007
Anthony Wise16
• at Delaware, 9-12-2010
Derek Domino16
• at Nebraska, 9-25-2010
Ross Shafraath16
• at Kansas, 9-1-2012
Jesse Bobbit16
• vs. Cal Poly, 9-17-2016
19. Chris Coquette15
• vs. North Dakota State, 10-9-2004
Andrew Hoogeveen15
• vs. Georgia Southern, 10-29-2005
Jimmy Rogers15
• vs. UC Davis, 10-28-2006
Conrad Kjerstad15
• vs. Southern Illinois, 11-7-2009
Ross Shafraath15
• at North Dakota State, 11-10-2012
R.C. Kilgore15
• at Nebraska, 9-21-2013
R.C. Kilgore15
• at Western Illinois, 10-12-2013
R.C. Kilgore15
• vs. Northern Iowa, 10-26-2013

YEARLY LEADERS

RUSHING YARDS

Since 1950

YEAR	NAME	NET YARDS
1950	Warren Williamson	*1,014
1951	Pete Retzlaff	*1,016
1952	Pete Retzlaff	1,008
1953	Jerry Welch	803
1954	Jerry Welch	625
1955	Bob Betz	725
1956	Bob Betz	631
1957	Jim Vacura	455
1958	Al Breske	361
1959	Joe Thorne	395
1960	Joe Thorne	803
1961	Joe Thorne	958
1962	Gary Boner	497
1963	Gale Douglas	621
1964	Gale Douglas	570
1965	Gary Hyde	192
1966	Darwin Gonnerman	552
1967	Darwin Gonnerman	*1,023
1968	Darwin Gonnerman	1,023
1969	Tim Elliott	469
1970	Tim Keller	458
1971	Les Tuma	632
1972	Les Tuma	*1,061
1973	Les Tuma	1,052
1974	Kevin Kennedy	851
1975	Dick Weikert	602
1976	Paul Konrad	466
1977	Chuck Benson	879
1978	Gary Maffett	883
1979	Dan Johnson	814
1980	Brian Bunkers	561
1981	Brian Bunkers	555
1982	Rod Riehl	392
1983	Rick Wegher	685
1984	Rick Wegher	*1,317
1985	Dan Sonnek	*1,518
1986	Dan Sonnek	732
1987	Dan Sonnek	1,036
1988	Kevin Klapprodt	778
1989	Jamie Grosdidier	932
1990	Paul Klinger	542
1991	Paul Klinger	500
1992	Dan Nelson	568
1993	Dan Nelson	1,150
1994	Paul Klinger	867
1995	Scott Sievers	764
1996	Matt Brechler	565
1997	Brian Jost	357
1998	Josh Ranek	*1,881
1999	Josh Ranek	*2,055
2000	Josh Ranek	893
2001	Josh Ranek	1,804
2002	Scott Nedved	692
2003	Anthony Watson	974
2004	Anthony Watson	1,088
2005	Cory Koenig	987
2006	Anthony Watson	742
2007	Cory Koenig	1,266
2008	Kyle Minett	1,289
2009	Kyle Minett	1,304
2010	Kyle Minett	1,208
2011	Tyrel Kool	534
2012	Zach Zenner	2,044
2013	Zach Zenner	2,015
2014	Zach Zenner	2,019
2015	Brady Mengarelli	742
2016	Brady Mengarelli	754
2017	Brady Mengarelli	849
2018	Pierre Strong, Jr.	1,116
2019	Pierre Strong, Jr.	1,018
2020-21	Isaiah Davis	818
2021	Pierre Strong, Jr.	1,686
2022	Isaiah Davis	1,451

* indicates school record at the time

PASSING YARDS

Since 1950

YEAR	NAME	NET YARDS
1950	Herb Bartling	*411
1951	Bob Bressee	*443
1952	Forrest Zimmerman	248
1953	Phil Edwards	335
1954	Jerry Welch	*478
1955	Dick Steiner	*483
1956	Nig Johnson	*763
1957	Ron LaVallee	603
1958	John Meek	190
1959	Jim Vacura	264
1960	Dean Koster	686
1961	Dean Koster	*1,147
1962	Dean Koster	944
1963	Ron Meyer	1,091
1964	Ron Meyer	*1,385
1965	Ron Meyer	1,132
1966	Toc Anderson	576
1967	Bob Bozied	583
1968	Bob Bozied	849
1969	John Moller	998
1970	John Moller	833
1971	Fred Richardson	431
1972	John Tovar	952
1973	John Tovar	616
1974	Bill Mast	644
1975	Greg Hart	817
1976	Dick Weikert	1,227
1977	Gary Maffett	635
1978	Gary Maffett	1,049
1979	Gary Maffett	*1,429
1980	Marty Higgins	805
1981	Marty Higgins	935
1982	Mike Law	1,235
1983	Mike Law	*1,627
1984	Mike Busch	*2,426
1985	Mike Busch	*2,554
1986	Ted Wahl	2,542
1987	Ted Wahl	1,467
1988	Ted Wahl	1,928
1989	Shane Bouman	999
1990	Shane Bouman	1,281
1991	Shane Bouman	1,827
1992	Todd McDonald	1,743
1993	Todd McDonald	*2,715
1994	Bill Perron	1,116
1995	Bill Perron	2,077
1996	Noel Bouche'	1,640
1997	Noel Bouche'	1,242
1998	Noel Bouche'	1,065
1999	Andy Rennerfeldt	2,107
2000	Andy Rennerfeldt	2,005
2001	Dan Fjeldheim	2,268
2002	Dan Fjeldheim	2,663
2003	Brad Nelson	*3,141
2004	Brad Nelson	2,225
2005	Andy Kardoes	851
2006	Andy Kardoes	1,997
2007	Ryan Berry	2,132
2008	Ryan Berry	3,106
2009	Thomas O'Brien	1,448
2010	Thomas O'Brien	2,236
2011	Austin Sumner	2,382
2012	Austin Sumner	2,443
2013	Austin Sumner	2,999
2014	Zach Lujan	1,943
2015	Zach Lujan	1,861
2016	Taryn Christian	*3,714
2017	Taryn Christian	3,515
2018	Taryn Christian	3,020
2019	Keaton Heide	1,072
2020-21	Mark Gronowski	1,565
2021	Chris Oladokun	3,164
2022	Mark Gronowski	2,967

*Indicates school record performance

RECEIVING YARDS

Since 1950

YEAR	NAME	YARDS
1950	Marv Kool	257
1951	Marv Kool	*456
1952	Jack Richardson	269
1953	Homer Englund	231
1954	Jerry Acheson	180
1955	Incomplete records	
1956	Dal Eisenbraun	432
1957	Howie Rice	267
1958	Dick Raddatz	169
1959	Jerry Klocker	142
1960	Roger Eischens	275
1961	Roger Eischens	*470
1962	Wayne Rasmussen	381
1963	Wayne Rasmussen	463
1964	Ed Maras	430
1965	Mike Koltun	408
1966	Terry Sorensen	278
1967	Clyde Hagen	218
1968	Clyde Hagen	304
1969	Rick Dietz	413
1970	Tom Jones	236
1971	Tom Osterberg	217
1972	Phil Houser	*536
1973	Dennis Dickey	417
1974	Dick Weikert	404
1975	Dick Weikert	285
1976	Monte Mosiman	*839
1977	Monte Mosiman	534
1978	Lionel Macklin	*882
1979	Lionel Macklin	649
1980	Kerry Pearson	632
1981	Mike Ethier	664
1982	John Herman	497
1983	Mike Ethier	785
1984	Jeff Tiefenthaler	*906
1985	Jeff Tiefenthaler	*1,056
1986	Jeff Tiefenthaler	1,534
1987	J.D. Berreth	413
1988	J.D. Berreth	659
1989	J.D. Berreth	543
1990	Mike Myers	418
1991	Darren Baartman	552
1992	Mike Myers	446
1993	Matt Beier	830
1994	Jake Hines	529
1995	Rusty Lenners	708
1996	Nate Millerbernd	829
1997	Brett Beran	483
1998	Steve Heiden	742
1999	Brock Beran	655
2000	Brock Beran	529
2001	Josh Ranek	509
2002	Josh Davis	732
2003	Josh Davis	1,028
2004	Brian Janeczek	710
2005	Josh Davis	813
2006	Micah Johnson	666
2007	JaRon Harris	664
2008	JaRon Harris	966
2009	Glen Fox	787
2010	Tyrel Kool	808
2011	Dale Moss	949
2012	Tyrel Kool	592
2013	Jason Schneider	1,088
2014	Jake Wieneke	1,404
2015	Jake Wieneke	1,472
2016	Jake Wieneke	1,316
2017	Jake Wieneke	1,111
2018	Cade Johnson	1,332
2019	Cade Johnson	1,222
2020-21	Jaxon Janke	473
2021	Jaxon Janke	1,165
2022	Jaxon Janke	857

* indicates school record at the time

YEARLY LEADERS

RECEPTIONS

Since 1950

YEAR	NAME	No.
1950	Marv Kool	18
1951	Marv Kool	18
1952	Homer Englund	18
1953	Stanton Uhlir	9
1954	Jerry Acheson	10
1955	Incomplete records	
1956	Dal Eisenbraun	*24
1957	Howie Rice	15
1958	Dick Raddatz	8
1959	Jerry Klocker	6
1960	Roger Eischens	13
1961	Roger Eischens	*27
1962	Rogers Eischens	25
1963	Wayne Rasmussen	*29
1964	Ed Maras	*29
1965	Jack Rohrs	*37
1966	Darwin Gonnerman, Terry Sorensen	22
1967	Clyde Hagen	16
1968	Clyde Hagen	30
1969	Rick Dietz	26
1970	Tom Jones	25
1971	Phil Houser	14
1972	Phil Houser	33
1973	Dennis Dickey	33
1974	Dick Weikert	21
1975	Dick Weikert	22
1976	Monte Mosiman	*51
1977	Monte Mosiman	40
1978	Lionel Macklin	*51
1979	Lionel Macklin	46
1980	Kerry Pearson	37
1981	Mike Ethier	47
1982	Mike Ethier	31
1983	Mike Ethier	41
1984	Dennis Thomas	47
1985	Jeff Tiefenthaler	*54
1986	Jeff Tiefenthaler	*73
1987	Dan Sonnek	34
1988	Darren Baartman	33
1989	J.D. Berreth	26
1990	Darren Baartman/Darin Brickman	28
1991	Mike Myers	54
1992	Mike Myers	34
1993	Matt Beier	49
1994	Jake Hines	44
1995	Rusty Lenner	55
1996	Rusty Lenner	50
1997	Nate Millerbernd	44
1998	Steve Heiden	46
1999	Brock Beran	40
2000	Brock Beran	36
2001	Kris Garry	42
2002	Josh Davis	70
2003	Josh Davis	63
2004	Brian Janecek	52
2005	Josh Davis	49
2006	Micah Johnson	44
2007	JaRon Harris	40
2008	JaRon Harris	70
2009	Glen Fox	62
2010	Tyrel Kool	64
2011	Dale Moss/Aaron Rollin	61
2012	Tyrel Kool	47
2013	Jason Schneider	*78
2014	Jake Wieneke	73
2015	Jake Wieneke	72
2016	Dallas Goedert	*92
2017	Dallas Goedert	72
2018	Cade Johnson	67
2019	Cade Johnson	72
2020-21	Jaxon Janke	32
2021	Jaxon Janke	72
2022	Jaxon Janke	60

* indicates school record at the time

KICK RETURN YARDS

Since 1950

YEAR	NAME	YARDS
1950	Gene Cheever	136
1951	Pete Retzlaff	289
1952	Jerry Welch	427
1953	Jerry Welch	306
1954	Incomplete Records	
1955	Larry Korver	151
1956	Bob Betz	148
1957	Jim Vacura	270
1958	Al Breske	115
1959	Jim Vacura	146
1960	Jerry Klocker	225
1961	Casper Klucas	296
1962	Gary Boner	*601
1963	Reed Sanderson	222
1964	Reed Sanderson	*647
1965	Vern Schoolmeester	309
1966	Darwin Gonnerman	*725
1967	Darwin Gonnerman	396
1968	Darwin Gonnerman	720
1969	Tom Settje	358
1970	Tom Osterberg	299
1971	Phil Houser	338
1972	Phil Houser	490
1973	Les Tuma	460
1974	Sam Harris	368
1975	Bill Bunkers	262
1976	Jon Bly	146
1977	Ron Schneider	164
1978	Dan Johnson	233
1979	Dave Nissen	95
1980	Ron Schneider	417
1981	Rick Wegher	208
1982	Rick Wegher	428
1983	Rick Wegher	490
1984	Rick Wegher	*824
1985	Vince Mendez	515
1986	J.D. Berreth	311
1987	Garry Claytor	310
1988	Jamie Grosdidier	476
1989	Darin Brickman	324
1990	Darin Brickman	469
1991	Dean Herrboldt	342
1992	Dean Herrboldt	307
1993	Dean Herrboldt	599
1994	Dean Herrboldt	398
1995	Brett Beran	476
1996	Brett Beran	324
1997	Nate Millerbernd	251
1998	Brock Beran	560
1999	Brock Beran	609
2000	Kevin Brown	707
2001	Kevin Brown	468
2002	Kevin Brown	511
2003	Kevin Brown	379
2004	Micah Johnson	147
2005	JaRon Harris	333
2006	JaRon Harris	273
2007	Adam Monke	524
2008	Cole Brodie	675
2009	Cole Brodie	288
2010	Cole Brodie	423
2011	Zach Zenner	754
2012	Trevor Tiefenthaler	370
2013	Dom Wright	332
2014	Trevor Wesley	293
2015	Trevor Wesley	369
2016	Brady Mengarelli	556
2017	Cade Johnson	*839
2018	Cade Johnson	462
2019	Cade Johnson	195
2020-21	Isaiah Davis	228
2021	Tyler Feldkamp	248
2022	Jadon Janke	162

* indicates school record at the time

SCORING LEADERS

Since 1950

YEAR	NAME	Pts.
1950	Warren Williamson	*84
1951	Pete Retzlaff	66
1952	Jerry Welch	72
1953	Jerry Welch	72
1954	Jerry Welch	71
1955	Incomplete Records	
1956	Dal Eisenbraun	48
1957	Ron LaVallee	42
1958	Dal Eisenbraun	48
1959	Joe Thorne, Brent Wika	18
1960	Joe Thorne	48
1961	Joe Thorne	74
1962	John Stone	51
1963	Gale Douglas	58
1964	Ed Maras	41
1965	Ed Maras	24
1966	Tod Macik	54
1967	Darwin Gonnerman	*102
1968	Darwin Gonnerman	97
1969	Max Sinclair	36
1970	Tim Keller	30
1971	Dean Krogman	32
1972	Les Tuma	66
1973	Mike Doty	69
1974	Dick Weikert	78
1975	Dick Weikert	66
1976	Monte Mosiman	36
1977	Gary Maffett	60
1978	Gary Maffett	48
1979	Tony Harris	64
1980	Tony Harris	50
1981	Russ Meier	69
1982	Mike Law, Ken Jensen	36
1983	Ken Jensen	45
1984	Rick Wegher	92
1985	Jeff Tiefenthaler	82
1986	Jeff Tiefenthaler	66
1987	Dan Sonnek	90
1988	Kevin Klapprodt	84
1989	Jamie Grosdidier	54
1990	Jamie Grosdidier	48
1991	Darren Baartman	42
1992	Adam Vinatieri	40
1993	Dan Nelson	96
1994	Paul Klinger	90
1995	Brett Gorden	59
1996	Rusty Lenner	54
1997	Brett Gorden	33
1998	Josh Ranek	78
1999	Josh Ranek	*170
2000	Scott Nedved	66
2001	Josh Ranek	138
2002	Scott Nedved	78
2003	Keith Witt	63
2004	Parker Douglass	65
2005	Parker Douglass	99
2006	Parker Douglass	67
2007	Cory Koenig	100
2008	Kyle Minett	112
2009	Kyle Minett	102
2010	Kyle Minett	74
2011	Aaron Rollin	42
2012	Justin Syrovatka	86
2013	Zach Zenner	150
2014	Zach Zenner	158
2015	Jay Carlson	83
2016	Jake Wieneke	96
2017	Jake Wieneke	104
2018	Chase Vinatieri	114
2019	Chase Vinatieri	68
2020-21	Cole Frahm	72
2021	Cole Frahm	122
2022	Hunter Dustman	113

* indicates school record at the time

YEARLY LEADERS

INTERCEPTIONS

Since 1956

YEAR	NAME	No.
1956	Nig Johnson	*6
1957	Howie Rice	4
1958	Brent Wika	2
1959	Jim Vacura, Pat Kern	2
1960	John Stone	3
1961	Wayne Rasmussen	3
1962	Doug Peterson	4
1963	Wayne Rasmussen	*7
1964	Terry Sorensen, Gary Hyde	3
1965	Gene Vostad	3
1966	Jeff Chicoine	3
1967	Tom Ball	4
1968	Alan Allen	4
1969	Jim Kepainen, Chuck Kavanagh	3
1970	Rick Heard, Chuck Kavanagh	3
1971	Jim Heinitz, Don Johnson, Mike Kolling	2
1972	Charlie Clarksean	*9
1973	Charlie Clarksean, Mark Huelskamp	
	Doug Jackson, Steve Pier	3
1974	Mark Huelskamp	4
1975	Doug Jackson, Mark Samlaska	3
1976	Doug Jackson	3
1977	Bob Schmidt	4
1978	Randy Jones, Paul Kippley, Todd Richards	2
1979	Mike Breske	6
1980	Dan Dummermuth	4
1981	Dan Dummermuth	5
1982	Jim Smith	3
1983	Jim Smith	3
1984	Rick Wirtjes	7
1985	Gregg Schmidt, Howard Lansman	3
1986	Tom Sieh	4
1987	Dan Ziegler	5
1988	Jim Koepfel, Greg Osmundson	4
1989	Steve Severson	4
1990	Tom Haensel, Scott Lewis	
	Ken Tiefenthaler	3
1991	Jeff Ching, Doug Miller, Dave Peterson	3
1992	Dave Peterson	5
1993	Mark Struck	8
1994	Mike Jaunich	4
1995	Vic Sosa	3
1996	Sterne Akin, Mike Hunter, Joel Lensegrav	2
1997	Mike Struck	3
1998	Mike Hunter, Jason Melcher	2
1999	Casey Hillman	6
2000	Chris Reiner	4
2001	Kevin Brown, Scott Connot, Joe Ford,	
	Justin Landis	3
2002	Kevin Brown, Chris Coquette	3
2003	Scott Connot	4
2004	Chris Coquette	5
2005	Hank McCall	3
2006	Brock Gentile	3
2007	Tyler Koch	7
2008	Conrad Kjerstad	4
2009	Derek Domino, Conrad Kjerstad	5
2010	Cole Brodie	5
2011	Winston Wright	3
2012	Skyler Luxa	3
2013	Je Ryan Butler, Winston Wright	4
2014	Melvin Taveras	3
2015	Nick Farina, Jimmie Forsythe, Je Ryan Butler	2
2016	Dallas Brown	3
2017	Lorenzo Williams	4
2018	Zy Mosley	4
2019	Logan Backhaus, Michael Griffin II	4
2020-21	Joshua Manchigiah	4
2021	Dalys Beanum	4
2022	DyShawn Gales	5

* indicates school record at the time

TACKLES

Since 1978

YEAR	NAME	SOLO-AST-TOT
1978	Rick Reese	55-71 - 126
1979	Mike Breske, Mark Dunbar	90
1980	Tom Olson	57-55 - 112
1981	Tom Olson	53-37 - 90
1982	Dave Fremark	38-35 - 73
1983	Dave Fremark	50-38 - 88
1984	Todd Yackley	42-80 - 122
1985	Darrin Thurston	50-65 - 115
1986	Darrin Thurston	47-96 - 143
1987	Greg Osmundson	46-84 - 132
1988	Mike Rupert	31-68 - 99
1989	Greg Osmundson	55-72 - 126
1990	Tom Haensel	34-52 - 86
1991	Doug Miller	41-73 - 114
1992	Doug Miller	42-49 - 91
1993	Casey Rasmussen	37-44 - 81
1994	Tim Fogarty	34-55 - 89
1995	Tim Fogarty	33-63 - 96
1996	Chad Peters	36-63 - 99
1997	Sterne Akin	55-38 - 93
1998	Sterne Akin	73-35 - 108
1999	Chris Reiner	50-33 - 83
2000	Kyle Haroldson	60-24 - 72
2001	Justin Landis	60-20 - 80
2002	Scott Connot	46-32 - 76
2003	Scott Connot	54-40 - 94
2004	Chris Coquette	60-55 - 115
2005	Billy Ray Kirch	28-50 - 78
2006	Justin Kubesh	39-41 - 79
2007	Jimmy Rogers	47-63 - 110
2008	Jimmy Rogers	39-54 - 93
2009	Derek Domino	47-53 - 100
2010	Derek Domino	36-67 - 103
2011	Mike Lien	29-71 - 100
2012	Ross Sharfrath	88-62 - 150
2013	R.C. Kilgore	53-81 - 134
2014	T.J. Lally	52-65 - 117
2015	T.J. Lally	38-64 - 102
2016	Christian Rozeboom	58-74 - 132
2017	Christian Rozeboom	67-60 - 127
2018	Christian Rozeboom	53-52 - 105
2019	Christian Rozeboom	57-54 - 111
2020-21	Adam Bock	36-38 - 74
2021	Adam Bock	66-59 - 125
2022	Jason Freeman	54-30 - 84

SACKS

Since 1978

YEAR	NAME	No.
1978	Mark Dunbar	21.0
1979	Eric Cohen	10.0
1980	Eric Cohen	8.0
1981	D. Knowlton, D. Larsen, E. Wilkins	4.0
1982	Dave Knowlton	5.0
1983	Jim Gray	4.5
1984	Todd Yackley	7.0
1985	Brian Sisley	5.0
1986	J.J. Weems, Darwin Bishop	4.0
1987	Darwin Bishop	3.0
1988	Darwin Bishop, Kevin Tetzlaff	6.5
1989	Kevin Tetzlaff	6.0
1990	Dan Hoke	5.0
1991	Dan Hoke	5.5
1992	Jim Remme	10.5
1993	Jim Remme	3.0
1994	Jason Aune	7.5
1995	Zach Carter	5.5
1996	Jeff Wolgamott	6.5
1997	Jeff Wolgamott	11.5
1998	Zach Carter	6.5
1999	Matt Peterson	2.0
2000	Phil Oksness	3.5
2001	Brandon Thiesse	3.5
2002	Dallas Clarksean	5.0
2003	Joey Abell	7.0
2004	Joey Abell	5.0
2005	Hank Goff	5.0
2006	Eric Schroeder	6.5
2007	Eric Schroeder	6.5
2008	Danny Batten	8.0
2009	Danny Batten	9.0
2010	Corey Jeske, Dirk Kool, Andy Mink	3.0
2011	Andy Mink	6.0
2012	David Hettiger, T.J. Lally, Doug Peete	6.0
2013	Chase Douglas	9.0
2014	Jack Sherlock	3.0
2015	Cole Langer	4.5
2016	Kellen Soulek	7.5
2017	Ryan Earith	5.0
2018	Ryan Earith	5.5
2019	Ryan Earith, Reece Winkelman	6.5
2020-21	Caleb Sanders	5.0
2021	Caleb Sanders	6.5
2022	Reece Winkelman	8.0



Christian Rozeboom registered more than 100 tackles in each of his four seasons from 2016-19. Rozeboom finished his career with a school-record 475 tackles and has gone on to a career in the National Football League.

LETTERMEN

-A-

Aamot, Merle 1954
 Aanderud, Jake 2019
 Aanonson, Paul 2005-07
 Abbott, Chris 2002-03
 Abbott, Cleve 1912-13-14-15
 Abell, Joey 2001-02-03-04
 Acheson, Dave 1957-58-59
 Acheson, Jerry 1954-55
 Adams, Greg 1987-88-89-90
 Ahrens, Travis 2002-03-04
 Akin, Sterne 1995-96-97-98
 Alder, Lloyd 1927-28-29
 Alexander, J.D. 1971-72-73-74
 Alfred, Brad 1976-77-78
 Alfredson, George 1957-58
 Allen, Alan 1967-68-69
 Amen, Howard 1949-50
 Amundson, Thad 1996-97-98
 Anderson, Adam 2016-17-18-19
 Anderson, Arley 1941
 Anderson, Arlin 1951-52-53
 Anderson, Charles 1948-49-50
 Anderson, Craig 1982
 Anderson, Dana 1979-80
 Anderson, Erling 1948-49
 Anderson, Gale 1939-40-46
 Anderson, Greg 1978
 Anderson, Kenneth 1940
 Anderson, Leon 1916
 Anderson, Leon 1939-40-41
 Anderson, Matt 1998-99-2000-01
 Anderson, Matt 2005-06-07
 Anderson, Quentin 1939-40
 Anderson, Richard 1953
 Anderson, Roger 1950-51-52
 Anderson, Tom 1966-67
 Andrews, Brandon 2013-14-15
 Andries, William 1933-34
 Arcadi, Matt 2000
 Archer, Tom 1939-40
 Armstrong, Larry 1969
 Arndt, Alfred 1932-33-34
 Arnold, Loren 1928
 Arrell, Steven 2021-22
 Ashmore, Kenneth 1953-54
 Atkinson, Ray 1905-06-07-08-09
 Aune, Jason 1992-94-95-96

-B-

Baartman, Darren 1988-89-90-91
 Backhaus, Logan 2017-18-19-20-21
 Backlund, Harold 1951-52-53-54
 Backman, Adolph 1920-21-22
 Bacon, Spec 1919
 Bade, Aaron 1956
 Bainbridge, Neal 2003-04-05-06
 Baker, Harry 1927-28-29
 Baldwin, Dan 1986-89
 Balfany, Jack 1933
 Ball, Thomas 1967
 Baloun, Max 2022
 Balster, Chris 2014-15-16-17
 Banasiak, Christian 2016
 Bandy, Kenneth 1946
 Barber, Mark 1934-35
 Barber, Mike 1992-93-94-95
 Barkley, Lester 1940-41
 Barnes, Duane 1966-67
 Barnett, Matt 2020-21
 Barrett, Austin 2017
 Barrick, Steve 1983
 Bartels, Dan 1976-77
 Bartlett, Donald 1948-49-50
 Bartling, Herb 1947-48-49-50
 Bartling, Jay 1973
 Basham, Ross 2008-09-10
 Bass, Ian 2020
 Batten, Danny 2006-07-08-09
 Bauer, Canyon 2020-21-22

Bauman, Dan 1995-96
 Baxa, Fred 1933
 Bazata, Steven 2006-07-08-09
 Beanum, Dalys 2020-21-22
 Beck, Brad 1998-99-00
 Beck, Chris 1996-97-98
 Beerntsen, Evan 2022
 Beier, Bruce 1954-55
 Beier, Matt 1992-93-94-96
 Bell, Gerald 1941-42-46
 Bell, Lowell 1948
 Bender, Casey 2007-08-09
 Benedetto, Vince 2010-11-12-13
 Benson, Austin 2014
 Benson, Chuck 1975-76-77-78
 Benson, Gifford 1930-31-32
 Benson, LeRoy 1963-64-65
 Beran, Brett 1994-95-96-97
 Beran, Brock 1997-98-99-2000
 Berg, Jarek 2017-18-19
 Bergan, LeRoy 1958
 Berreth, J.D. 1986-87-88-89
 Berry, Matt 1996-97-98-99
 Berry, Ryan 2005-07-08
 Bertram, August 1947-48-49
 Bertram, Jake 1946
 Betz, Bob 1954-55-56
 Beyer, Alex 2008-09-10
 Bibby, Erwin 1907-08-09-10
 Bibby, F.J. 1911
 Biddinger, Dave 1982-83-85
 Biegert, Howard 1923-24-25-26
 Bies, Orval 1944-45
 Biggerstaff, Brian 1988-89-90
 Billings, Roger 1942
 Bishop, Darwin 1985-86-87-88
 Blackburn, Mike 2003-04
 Blackman, Joseph 2006-08-09
 Blalark, Frank 1999-2002
 Blasius, Turner 2019
 Blaze, Francis 1956-57-58
 Blazey, Matt 1976
 Bliedinger, Loren 1946
 Bloom, Taylor 2014-15
 Bloom, Tom 1987-88-89-90
 Bloomenrader, Jharet 2022
 Blum, Jared 2015-16
 Boyd, Jon 1975-76-77-78
 Boardman 1927
 Bobbit, Jesse 2013-14-15-16
 Bock, Adam 2020-21-22
 Boden, Lynn 1971-72-73-74
 Boetel, Mike 1989-90-91-92
 Bohlinger, Jay 1992-93-94-96
 Bondhus, Leland 1958-59-60
 Boner, Gary 1962
 Bonnell, Marty 1973
 Bonus, Ray 1981-82
 Bonwell, Jason 2006-07
 Booth, Adam 1996-97-98
 Bottum, Tim 1998
 Bouche', Noel 1996-97-98
 Bouman, Shane 1988-89-90-91
 Bowar, Earl 1937
 Bowers, Harold 1926
 Bowers, Zacharia 2010-11
 Bowles, Fred 1905-06
 Bowyer, Dale 1948-49-50
 Bozied, Bob 1966-67-68
 Braa, Emery 1953-54
 Brandt, Andrew 2000-01
 Braun, Don 1940
 Brechler, Matt 1996-97
 Breland, Kevin 1979-80
 Brenner, Kevin 2021-22
 Breske, Alois 1956-57-58
 Breske, Mike 1979-80
 Bressee, Robert 1949-50-51
 Brevik, Arnold 1926

Breyfogle, Collin 1991-92-93
 Breyfogle, Scott 2003-04-05-06
 Brickman, Darin 1986-88-89-90
 Bridenstine, David 1969
 Brill, Arden 1936-37-38
 Brink, Ryan 1993-94-95
 Broadhurst, Tom 1954-57
 Brockshus, Ross 1983-84
 Brodie, Cole 2007-08-09-10
 Bromberg, Nickolas 1930-31-32
 Brooks, Ray 1908
 Brown, Andrew 2012-13
 Brown, Dallas 2013-14-15-16
 Brown, Don 1939
 Brown, Don 1964
 Brown, Edward 1947-48
 Brown, Jacob 2016-17-18-19
 Brown, Jordan 2015-16-17-18
 Brown, Kevin 2000-01-02-03
 Brown, Levi 2018
 Brown, Walker 1996
 Bruss, Barry 1988-89
 Brown, Robert 1947
 Buchholtz, Josh 1998-99-00-01
 Buchner, Zach 2010-11
 Buck, Jim 1986-88
 Buller, Gary 1972-73-74
 Bunch, Woody 1972-73
 Bunkers, Bill 1975-76
 Bunkers, Brian 1979-80-81
 Biddinger, Dennis 1958
 Burckhardt, Reed 2005-06-07
 Burdett, William 1917-19
 Buri, Josh 2022
 Burke, Bryan 2012-13
 Burns, Tim 1989-90-91-92
 Busch, Mike 1984-85
 Bushey, Alfred 1913
 Buss, Mike 1964-65-66
 Butler, Je Ryan 2012-13-14-15
 Bylander, Ervin 1941-42

-C-

Cade, Kevin 1982-83-84
 Cadwell, Lacey 1911-12-13
 Cady, Emerson 1923
 Callender, Daniel 2017
 Campbell, Brock 2005-06-07-08
 Campbell, Deyon 2018-19
 Campbell, Zach 2003-04
 Canfield, William 1974-75
 Carey, Eugene 1920-21-22
 Carlisle, Martin 1925
 Carlson, Jay 2012-13-14-15
 Carlson, Steve 1951
 Carmody, Mike 1980-81
 Carr, Donald 1930-31
 Carr, Robert 1937-38
 Carr, Robert 1963
 Carr, Nick 2014-16
 Carr, Trey 2014
 Carter, Jim 1953-54-55
 Carter, Zach 1994-95-97-98
 Castle, Will 2010-11-12
 Catlett, Bland 1911
 Cavanaugh, George 1984
 Cavanaugh, Skyler 2017-19-20-21
 Cave, Brad 2001
 Cave, Dale 1984-85
 Chadderdon, Abe 1974-75
 Chandler, Dana 1988-89
 Chappell, Vincent 1912-13
 Charlsion, Don 1975-76-77
 Cheever, Eugene 1948-49-50
 Chicoine, Jeff 1965-66-67
 Chilcott, Ralph 1905-06-07-08
 Ching, Jeff 1989-90-91
 Christensen, Brad 1979-80-81
 Christensen, Douglas 1948
 Christenson, Ron 1973-74-75

Christie, Roland 1928-29
 Christon, Taryn 2015-16-17-18
 Christner, Jeremy 2017-18
 Christopherson, Merrith 1945-46
 Clabes, Ray 1923
 Clancy, Don 1940-41
 Clare, Dominique 2008-10-11
 Clark, Matt 2015-16-19
 Clarksean, Charlie 1971-72-73
 Clarksean, Dallas 2000-01-02
 Claytor, Garry 1987
 Clemens, Jim 1986
 Coauette, Chris 2001-02-03-04
 Cochart, Colin 2007-08-09-10
 Coffey, Frank 1921-22
 Coffey, Robert 1921-22-23-24
 Cohen, Eric 1978-79-80
 Cole Jr., Devon 2022
 Collinge, Vernie 1916
 Connot, Scott 2001-02-03
 Convey, Dan 1984-85
 Cook, Arnold 1941-46-47
 Cook, William 1947-48-49
 Cooney, Judd 1957-59
 Coons, A.J. 2021-22
 Coplan, Max 1916
 Corning, Leon 1946-47
 Cotter, James 1968
 Cox, Dalton 2015-16-17-18
 Cox, Dave 1971-72
 Craddock, Richard 1949-50-51
 Craig, Beverly 1946-47-48-49
 Craig, Jim 1957-58
 Crandall, Steve 1965
 Cravens, Chad 1990-92
 Crawford, Ryan 2008-09
 Cron, Steve 1977-78-79
 Cronin, Joe 1967
 Cross, George 1923-24
 Crumly, Preston 2004-05-06-07
 Cunningham, Daniel 1959-60-61
 Cunningham, Michael 1999
 Cuppy, Casey 2010

-D-

Daiss, Mike 1979-80
 Dalthorp, Charles 1917-19
 Daniel, Mikey 2016-17-18-19
 Daughters, Seth 2009-10-12
 Dautermann, Aydan 2022
 Davis, Isaiah 2020-21-22
 Davis, Jeff 2002-03-04
 Davis, Josh 2002-03-04-05
 Day, Tim 1985
 Deaver, Kasey 2003-04-05
 DeBerg, Jarvis 1979-80-81
 DeBoer, Harvey 1944-45
 DeBoom, Kermit 1958-59
 Decker, Doug 1978-79-80
 Decker, Jim 1971-72-73
 Dee, Dennis 1962-63-64

DeGeest, Derek 2001-02
 Dei, Ruey 2006
 deKramer, Kristoff 1999
 DeLaHunt, Dan 1974-75-76
 Delbridge, Chet 2003
 Delbridge, Shane 1999-2001-02-03
 DeMartra, Tyler 2018-19
 Demers, John 1984-85
 Denevan, Tom 1989-90
 Denhart, Cecil 1905-06-07
 Denker, Roger 1953-54
 DePriest, Jarod 2020-21-22
 DeVaney, Jim 1960-61
 Devanney, Vince 1942
 DeVery, John 1929
 DeWitt, John 1946-47-48-49
 Dickey, Dennis 1972-73
 Diehl, Wallace 1933-34-35
 Dierkhising, Darick 1995
 Dierks, Dean 1984-85-86
 Diesch, Mark 1982-83-84-85
 Dietterle, Jamie 1998-99
 Dietz, Rick 1966-68-69
 Dinkel, Ben 2019-20-21
 Doblal, Chris 2005-06-07
 Dolan, Mark 1980-81-82
 Domandle, Jack 2018
 Domino, Derek 2007-08-09-10
 Donald, Bo 2022
 Dorgan, Zach 2018
 Dorman, Jim 1972-73
 Dosh, Walter 2002
 Doty, Mike 1971-72-73
 Douglas, Chase 2010-11-12-13
 Douglas, Dalton 2017
 Douglas, Gale 1962-63-64
 Douglas, Gordon 1932-34
 Douglass, Parker 2004-05-06-07
 Dragash, Nickolas 1935-36-37
 Dralle, Greg 1981-82-83-84
 Drotzmann, Michael 2022
 Duffy, Tyler 2008-09-10
 Duitscher, Dan 1985-86-87-88
 Dummermuth, Dan 1979-80-81
 Dunbar, Mark 1977-78-79-80
 Duncanson, Kenneth 1938
 Dunn, John 1916
 Durrance, Matthew 2022
 During, Elman 1941-42
 Durkin, Pat 1964-65-66
 Durland, Bob 1950-51-52
 Durland, Tom 1941-42-47
 Dustman, Hunter 2021-22
 Dwyer, Jim 1961-62-63
 Dykhouse, Dana 1976-77-78
 Dykhouse, Dan 2004-05-06
 Dyson, James 1938



Neal Bainbridge, left, and Micah Johnson were selected to play in the Hula Bowl following the 2006 season.

—E—

Earith, Ryan 2016-17-18-19
 Edwards, Phillip 1953
 Egge, Gustav 1907
 Eggers, Arthur 1926
 Eggers, Bob 1924-26
 Eggers, Douglas 1949-50-51
 Eggers, John 1928
 Eichstadt, Scott 1973-74-75
 Eide, Lance 2017-18-19
 Eidsmoe, Marble 1913
 Eidsness, John 1967
 Eischens, Roger 1960-61-62
 Eisenbraun, Dal 1955-56
 Eitrem, Jeff 1977-78-79
 Eitriem, Richard 1952
 Ekberg, Alvin 1938-39
 Ekeren, Jesse 2008
 Ekern, Bob 1924-25-26
 Elder, Erin 1992
 Elfering, Steve 1988-89-90
 Eliason, Jay 1977-78-79
 Ellingson, Link 1977-78-79
 Elliott, Tim 1968-69-70
 Ellwanger, Bob 1969-70-71
 Elmore, Charles 2012-13
 Elrod, Gene 1987-88-89
 Emmerich, James 1937-38-39
 Emmerich, Rollins 1934-35
 Engen, Robert 1946
 Engle, Phil 1970-71-72
 Englemann, Weert 1927-28-29
 Engler, Leonard 1938-39-40
 Englund, Brad 1973-74-75
 Englund, Homer 1948-49-50-52
 Epps, James 2004-05
 Erickson, Jake 2002
 Erickson, Mitch 2004-05-06-07
 Erickson, Paul 1975-76-77
 Erickson, Ronald 1951-52-53-54
 Estes, John 1995
 Ethier, Mike 1981-82-83
 Evans, Al 1951-52-53
 Evans, David 1934-35
 Evans, Diamond 2019
 Evans, Warren 1939-40
 Evans, William 1917

—F—

Farina, Nick 2014-15-16-17
 Farley, Greg 1985-86-87-88
 Farrand, Lyle 1962-63-64
 Fast, Ben 1999-2000-01-02
 Fawcett, Rodney 1961
 Fejfar, Adolph 1957
 Feldkamp, Tyler 2021-22
 Feller, Erich 2008-09-10-11
 Fenn, Benjamin 1921-22
 Fenner, Vick 1936
 Fennig, Dave 1963
 Ferdig, Mark 1991

Fergen, James 1937-38
 Fick, Jon 2009-10-11-12
 Finnes, Tyler 2014-15
 Fischer, Brian 2007-08-09-10
 Fischer, Clayton 1974-75-76
 Fischer, Donald "D.J." 2002-03-04-05
 Fischer, Paul 2003-05
 Fisher, Gary 1983
 Fisher, Max 1915
 Fisher, Mike 1951
 Fitzgibbons, Tom 1955-56
 Fitzsimmons, Josiah 2011-12
 Fjeldheim, Dan 2000-01-02
 Flanigan, Vance 1995
 Flesner, Nick 2005-06-07-08
 Floyd, Chris 1989-90
 Flyger, Mike 1973
 Fogarty, Tim 1992-93-94-95
 Foley, Scott 1990
 Ford, Joe 2000-01-02
 Forsythe, Jimmie 2012-13-14-15
 Foshier, Cory 1999-2000
 Foster, Mike 1995
 Foster, Nathan 1998-99-00
 Fox, Glen 2006-07-08-09
 Fox, Merle 1905
 Frahm, Cole 2019-20-21
 Frain, Austin 2007
 Francl, Caleb 2020-21
 Francois, Rodney 2000-01-02-03
 Frandsen, George 1926-28
 Frandsen, Hugh 1933-34
 Frank, Don 1957-58
 Frank, Ronald 1959-60-61
 Franz, Pete 1954
 Franzen, Cody 1998-99-2000-01
 Frazier, Monty 1967
 Frederickson, Chip 1995-96-97
 Freed, James 1947
 Freeman, Jason 2022
 Fremark, Dave 1980-81-82-83
 Friberg, Elmore 1940-45
 Frick, Cyril 1959-60
 Fridley, Harry 1915
 Fritz, Adam 2006-07-08
 Fritze, Matt 2002
 Fujian, Ron 1976-77-78

—G—

Gabriel, Ben 1957
 Gage, William 1915
 Gales, DyShawn 2019-20-21-22
 Gall, Mike 1980
 Galvin, Jeff 1987-88-89
 Gandy, Jordan 2019
 Gandy, Reggie 2012-13-14-15
 Gant, Brandon 2008-10-11
 Gardner, Don 2018-19-20-21
 Garry, Jerome 1976-77-78
 Garry, Kris 1999-2000-01
 Gary, Jim 1982

Gaughran, Dick 1959-60-61
 Gaul, Milo 1954-55
 Gaul, Ray 1959-60
 Gearhart, Blake 1990-91-92
 Gee, George 1915
 Gehant, George 1940-41-42
 Geissler, Stefan 2007-08
 Genant, Wes 2016-17-18-20-21
 Gentile, Brock 2004-05-06-07
 Gentile, Jake 2011-12-13-14
 Gibbons, Harry 1948-49-50
 Gibbs, J'Bore 2019
 Gibson, Taylor 2012-13
 Gieneart, Les 1950-51-52
 Gilbert, Arthur 1917
 Gilbert, Bob 1942
 Gilbert, Paul 1946-47
 Gilbertson, Mike 1965
 Gillen, Scott 2005-06-07-08
 Gimbel, Greg 1966-67-68
 Ginsberg, Isadore 1933-34
 Girard, Dave 1966-67
 Gissler, Bob 1973-74-75
 Glasrud, Dave 1963-64-65
 Goble, Jeff 1990-91-92
 Godley, David 2011-12
 Goedert, Dallas 2014-15-16-17
 Goff, Hank 2005
 Goldstein, Sidney 1935
 Gonnerman, Darwin 1966-67-68
 Gordon, Brett 1995-96-97-98
 Gosmire, Edgar 1949-50-51
 Gottlob, Shayne 2014-15-16
 Gouch, Britton 2006
 Granger, Paul 1908-09-10
 Grath, Bob 1940-46
 Gray, Jim 1981-83
 Greene, William 1957
 Greenway, Evan 2017-18-19
 Greenfield, Garret 2019-20-21-22
 Greger, Trevor 2011-12-13-14
 Grein, John 1966-67-68
 Greving, Luke 2005-06-07-08
 Griffen, Ed 1945
 Griffin II, Michael 2019-20-21
 Grimlie, Matt 2006
 Grohs, Eugene 1946-47
 Gronowski, Mark 2020-22
 Grosdidier, Jamie 1988-89-90-91
 Gruetzmacher, Jon 2018-19-20-21
 Guida, Lou 1950-51-52
 Gukeisen, Terry 1963-64
 Guthmiller, Clay 1970-71-72

—H—

Haan, Phil 1955-56
 Haan, Vince 1970-71
 Hadler, Bart 1927
 Hadler, Harry 1928-29
 Haensel, Tom 1989-90
 Haensel, Wayne 1955-56-57
 Hafar, Jim 1992
 Hagen, Clyde 1967-68-69
 Hagin, Terry 1967-68-69
 Hahn, Darrell 1971-72
 Hail, Rudolph 1906
 Haines, Oakly 2003
 Halberg, Roland 1929
 Hale, Brady 2015-16-17-18
 Hall, Joe 1907
 Halverson, Kenneth 1933-34-35
 Ham, Lyle 1973
 Hamlin, Tom 1965-66-67
 Hamm, Gus 1951
 Hammer, Gilmore 1945
 Hammond, James 1947-48
 Hamrich, Harvey 1956-57-58
 Hanify, Kenneth 1957-58-59
 Hansen, Dennis 1966-67
 Hansen, Ernie 1948-49

Hansen, Les 1960-61-62
 Hansen, Otto 1913-14
 Hansen, Sid 1941
 Hanson, Byron 1946
 Hanson, Phillip 1916
 Hanson, Rolf 1942
 Hanson, Wallace 1945
 Harding, Leslie 1926
 Hardter, Leslie 1928
 Hargens, Joey 2004
 Haring, Rick 1975-76
 Harmon, Charlie 2015-16-17
 Harmon, Larry 1992-93-94-95
 Harms, Jake 2016
 Haroldson, Kyle 1998-99-2000-02
 Harris, Bob 1961-62
 Harris, JaRon 2005-06-07-08
 Harris, Jason 1995-96
 Harris, Kyle 2008-09-10-11
 Harris, Marston 2016-17-18
 Harris, Sam 1974-75-76-77
 Harris, Tony 1978-79-80
 Hart, Greg 1974-75
 Hart, Kallan 2017-18-19
 Hart, Troy 1994-95-96-97
 Harvey, Howard 1924-25
 Harvey, James 1917
 Hassell, J.T. 2014-15
 Hasslen, Melvin 1939
 Haviik, Ed 1963
 Hawkins, Tim 1987-88-89-90
 Hawley, Errol 1916
 Hazelett, Cody 2014-15-16
 Healy, Charles 1939-40-41
 Healy, Don 1941-42
 Heard, Rick 1968-69-70
 Hegge, Jeff 2004-05-06
 Heide, Keaton 2019-20-21-22
 Heiden, Dale 1997-99-2000
 Heiden, Steve 1995-96-97-98
 Hein, Jason 1991-92-93-94
 Heinitz, Jim 1969-70-71
 Heins, Zach 2020-21-22
 Helm, Bo 2009-10-11-12
 Helm, Flash 1966-68
 Helmstetter, Brian 1997-98-99
 Helsenman, Ray 1946
 Hemme, Arlo 1956
 Hendricks, Mark 1976
 Henjum, Matt 1999
 Henry, William 1928-29
 Herman, John 1982
 Herman, William 1955
 Hermanson, Barry 1978-80
 Hermanson, Brian 1978-79-80
 Herndon, Ezekiel 2013-14
 Herrboldt, Brent 2001
 Herrboldt, Dean 1991-92-93-94
 Herting, Lemme 1927-28-29
 Hesby, Howard 1965
 Hesse, Jeff 2001-02-03
 Hettiger, David 2011-12
 Heyer, Wade 1980
 Hibbs, Joel 1969-70-71
 Hicks, Quinton 2019-20-21-22
 Higbee, Tom 2001-02-03-04
 Higgins, Marty 1979-80
 Hildahl, Spencer 2017-18-19
 Hill, Isaiah 2018
 Hillman, Casey 1998-99-2000-01
 Hillman, Rob 1997-98
 Hiner, Babe 1927-28
 Hines, Jake 1991-92-93-94
 Hippe, Matt 1980-81-82-83
 Hipple, Bob 1917
 Hladky, Vlady 1929-30-31
 Hoberg, William 1969
 Hobert, John 1966
 Hobert, Roland 1928

Hodorff, John 1998-99-2000-01
 Hoef, Harwood 1954-55-56
 Hoeg, Bob 1966
 Hoellwarth, Marlin 1942
 Hofer, John 1995-96-97
 Hofer, Kevin 1985-86-87
 Hofer, Quinten 1979-80-81
 Hofer, Roger 1977-78
 Hoff, Dallas 1950-51-54
 Hoffman, Bep 1945
 Hoffman, Greg 2001
 Hoffman, Wade 1984-85
 Hogrefe, Howard 1970-71-72
 Hohenthaner, Chuck 1977-78
 Hohn, Trevor 2004-05-06-07
 Hojer, Al 1978-79-80
 Hoke, Dan 1989-90-91-92
 Hokenstad, Harold 1933-34
 Holdhusen, Stuart 1936
 Holliday, Donald 1952
 Holling, Mike 1971
 Holloway, Fred 1962-63-64
 Holm, Kenneth 1957-58-59
 Holzwarth, Bob 1965
 Holzwarth, Luke 1987-88-89-90
 Hooegeven, Andrew 2004-05-06-07
 Hoover, Harold 1914-15-16-17
 Hopp, Thomas 2016-17
 Horak, Dick 1966-67-68
 Horn, Justin 2005-06
 Horning, Jon 1958-59-60
 Horning, Lee 1986-87
 Houghton, Jay 1912-14
 Houser, Phil 1970-71-72
 Hrdlicka, Fred 1984-85
 Hubert, Brandon 2010-11-12-13
 Huelskamp, Mark 1973-74-75
 Huertter, Colby 2021-22
 Hughes, John 1905
 Hull, Dan 1987-88-89
 Huls, Don 1961-62-63
 Hulslander, Howard 1947
 Hunt, Joel 1980-81-82
 Hunter, Karst 2020
 Hunter, Michael 1995-96-97-98
 Hurlburt, Mick 1963-64-65
 Hyde, Gary 1964-65-66
 Hyde, Owen 1908
 Hylland, Matt 2007-08-09-10

—I—

Isaacs, Derek 1994
 Iverson, Brad 2009-10-11

—J—

Jackson, Brad 1990-91-92
 Jackson, Dan 1985-86-87-88
 Jackson, Darryl 2010-11
 Jackson, Doug 1973-74-75-76
 Jackson, Isaiah 2006-07-08-09
 Jacobs, Justin 1999-2000
 Jacobsen, Stan 1961-62-63
 Jaeger, Ed 1939-40-45
 James, Darryl 1979
 James, Don 1950
 James, Jerry 1978-79
 James, Mike 2004-05
 James, Will 1978
 Janecek, Brian 2002-03-04
 Janke, Jadon 2019-20-21-22
 Janke, Jaxon 2019-20-21-22
 Jaske, Bryan 1995-96-97-98
 Jaunich, Mike 1991-92-93-94
 Jelsma, Robbie 2011-12
 Jensen, Ray 1929-30
 Jennings, Hallace 1915-16
 Jensen, Cliff 1952
 Jensen, Dave 1973
 Jensen, David 1969-70
 Jensen, Ellis 1957
 Jensen, Frank 1911-12-13



Wayne Haensel lettered for the Jackrabbits from 1955-57 and later served as head coach from 1982-90.

LETTERMEN

-J- (cont.)

Jensen, Ken 1982-83
 Jensen, Matt 1998
 Jensen, Ray 1928
 Jensen, Russel 1910-11
 Jeske, Corey 2008-09-10
 Johnson, Amar 2021-22
 Johnson, Angel 2022
 Johnson, Arnold 1954-55-56
 Johnson, Aron 2018-19-20-21
 Johnson, Art 1920-21
 Johnson, Cade 2017-18-19
 Johnson, Caden 2020-21-22
 Johnson, Carl 1913-14
 Johnson, Charles 1909
 Johnson, Charlie 1976-77
 Johnson, Chris 2006-07-08-09
 Johnson, Clifford 1907-08-09-10-11
 Johnson, Dan 1977-78-79-80
 Johnson, Dennis 1968-69-70
 Johnson, Dityanyon 1985
 Johnson, Don 1970-71-72-73
 Johnson, Erik 2003
 Johnson, Fred 1932-33-34
 Johnson, H. 1905
 Johnson, John 1924-25-26
 Johnson, Jonathan 1948
 Johnson, Jonathan 1988-89
 Johnson, K.C. 1984-85-86
 Johnson, Micah 2005-06
 Johnson, Solomon 2001-02-03-04
 Johnson, Steve 1990
 Johnston, Bo 2000-01-02
 Jones, Cam 2012-13-14-15
 Jones, Dave 1981-82
 Jones, Ken 1971-72
 Jones, Kevin 1991-92-93-94
 Jones, Larves 2013-14-15
 Jones, Randy 1978
 Jones, Randy 1984-85
 Jones, Tom 1968-69-70
 Jones, Willie 2003-04-06
 Joseph, John 1927
 Jost, Brian 1996-97-98
 Juchems, Rich 1976-77-78
 Juve, Gene 1950-51-52

-K-

Kage, Josh 2010-11-12-13
 Kaleimamahu, Whiston 2002-03
 Kardoes, Andy 2004-05-06
 Katzenberger, Karl 1956-57-58
 Kauba, Jon 1945
 Kaufman, Dave 1972
 Kaufman, Jim 1983-84-85
 Kavanagh, Chuck 1969-70
 Keating, Maxon 2005
 Keatts, Paul 1991
 Keeler, Charles 1947-48
 Keizer, Paul 2002-03-04-05
 Kellar, Eldon 1946-47-48-49
 Keller, Colin 1976-77-78
 Keller, Tim 1968-69-70
 Kelley, Frank 1923-25-26
 Kempainen, James 1969
 Kern, Chase 2014
 Kendall, Robert 1968-69
 Kennard, Elmer 1917
 Kennedy, Kevin 1972-73-74
 Kerlish, Leonard 1930-31
 Kern, Chase 2014-15-17
 Kern, Patrick 1959
 Kerns, Roger 1952-53-54
 Kesler, Mike 1992-93-94-95
 Keumogne, Randy 2021
 Kiewiet, Justin 1995
 Kilgore, R.C. 2010-11-12-13
 Kindt, Justin 1991
 King, Brian 1999-2000-01

King, Cody 1993-94-95-96
 Kippley, Paul 1977-78-79-80
 Kirch, Billy Ray 2002-04-05
 Kleinschmit, Eric 2017
 Knips, Casey 2006
 Kjerstad, Brennan 2001
 Kjerstad, Conrad 2007-08-09-10
 Klapprodt, Kevin 1986-87-88
 Klawitter, Dominic 1952-53-54-55
 Klebsch, Don 1938-39
 Klein, Mitch 2003-04-05
 Kleinschmit, Eric 2015-16-17-18
 Kline, Dave 1986-87-88-89
 Klinger, Paul 1990-91-94
 Klinkenborg, Monte 1993
 Kloczek, Kevin 2014
 Klocker, Jerry 1959-60
 Kloeckl, Jeff 1980-81-82
 Kloster, Martin 1935-36
 Klostermann, Bruce 1984-85
 Klucas, Casper 1960-61
 Knips, Casey 2006-07-08-09
 Knofczynski, Richard 1962
 Knowlton, Austin 2012-13
 Knowlton, Dave 1978-79-81-82
 Knox, Frank 1911-13
 Knudsen, Dick 1958-59-61
 Knuppe, Keith 1997-98-99-2000
 Kobernusz, Kelly 1995-96-97-98
 Koch, Tyler 2004-05-06-07
 Koenig, Cory 2004-05-06-07
 Koenigsfeld, Gabe 2002-03-04-05
 Koening, Jack 1941
 Koepfel, Jim 1987-88
 Koller, Jeff 1993-94-95-96
 Kolling, Mike 1970-71
 Koltun, Mike 1965
 Konrad, Paul 1975-76
 Koob, Sam 2016
 Kool, Adrian 1953
 Kool, Dirk 2008-09-10-11
 Kool, Mark 1977-78-79
 Kool, Marv 1949-50-51
 Kool, Mike 1998-99-2000-01
 Kool, Tyrel 2009-10-11-12
 Kornaman, James 1959-60
 Kortan, LaVern 1939-40-41
 Kortan, Steve 1930-31-32
 Kortemeyer, Ron 1971-72-73-74
 Kortmeyer, Leonard 1951-52
 Korver, David 1962
 Korver, Lawrence 1954-55
 Koskovich, Nate 2008-09
 Koster, Dean 1960-61-62
 Kouba, Jon 1944
 Koupal, Bob 1931
 Kozlowski, Jim 1982
 Kraft, Ken 1985
 Kraft, Tucker 2020-21-22
 Kragenbring, LeRoy 1955-56
 Kramer, James 1974-75
 Kramer, Sol 1931-32
 Kranz, Marty 2003-04-05-06
 Kreger, Tom 1966-67-68
 Krelish, Leonard 1935
 Kremmer, Alvin 1910-11
 Kreutzfeldt, Drew 2012-13-14-15
 Krings, Blake 2013
 Krings, Nick 2011-12
 Krogman, Dean 1969-70-71
 Krolikowski, Krockett 2018-19-20-21
 Krug, Harry 1926-27-28
 Krull, Donald 1954
 Krull, Jake 1957-58-59
 Kubesh, Justin 2004-05-06-07
 Kummer, Don 1930-32
 Kunz, Blake 2018-19-20
 Kurtenbach, Frank 1958-59-60
 Kurtenbach, Matt 1988-89-90-91

Kurtenbach, Steve 1986-87
 Kusler, Aaron 2022
 Kusler, Adam 2021-22
 Kvistad, Steve 1989
 Kvistad, Greg 1992-93-94-95
 Kwapioski, Tim 1986-87-88

-L-

LaBlance, Auston 2013-14
 Lally, T.J. 2012-13-14-15
 Landberg, Connor 2014-15-16
 Landis, Justin 2000-01-02-03
 Lang, Caleb 2016-17
 Langer, Cole 2013-14-15-16
 Langer, Jim 1967-68-69
 Langin, Michael 1968-70
 Langland, Jason 1999-2000-01-02
 Lanphere, Bob 1951-52
 Lansman, Howard 1984-85
 Lansman, Seth 2016
 Large, Tucker 2022
 Larsen, Dave 1979-80-81-82
 Larsen, Ron 1965-66-67
 Larson, Alfred 1948-49-50
 Larson, Don 1974
 Larson, Harvey 1938-39
 Larson, Marvin 1945-46-47-48
 Larson, Ray 1928-29
 Larson, Roger 1962-63
 Lassen, Ralph 1934-35-36
 Laubach, Roger 1956
 LaVallee, Ron 1956-57
 Law, Mike 1981-82-83
 Lawrence, Jerry 1973-74
 Leach, Bennie 1933-34-35
 LeBrun, Dusty 2005-06-07
 Lee, Erwin 1920-21-22
 Lee, Jalen 2021
 Lee, Randolph 1933
 Lefiti, Mao 2010
 Leighton, Mason 2020-21
 Leinhart, Ed 1934-35-36
 Leiseth, Dave 1989-90-91
 Leiseth, Mason 2017
 Leisure, Otie 1958
 Lemke, Chris 1982
 Lenners, Rusty 1992-94-95-96
 Lensegrav, Joel 1993-94-95-96
 Lentz, Jim 1979-80
 Lewis, John 1980-81-82-83
 Lewis, Marquise 2016-17
 Lewis, Scott 1989-90-91
 Lickiss, Eagan 2017-18-19-20-21
 Lien, Michael 2008-09-10-11
 Liggins, Jesse 1999
 Lindkeugel, Travis 1997-98-99-2000
 Lindstrom, Randy 1980
 Lingle, Norm 1984-85-86-87
 Lippert, Leo 1923
 Lippert, Lorenz 1919-20
 Lockhart, John 1910-11
 Loewen, Chuck 1976-77-78-79
 Loquist, Gordy 1971-72-73
 Lofton, Malik 2018-19-20-21-22
 Logan, Marlin 1961-62
 Long, James 1948-49-50
 Loquai, Tom 1963-64-65
 Lorenz, Bruno 1968-69
 Lorenz, Tony 1966
 Lothrop, Forrest 1946-47-48
 Louscher, Kane 2014-15-16-17
 Lowe, William 1928-29
 Lowry, Ryan 2001-02-03-04
 Ludeman, Doug 1976-77
 Ludemann, Jacob 2009-10
 Ludens, Gene 1973-74-75-76
 Lueth, Andy 2001-02-03
 Luan, Zach 2014-15-16
 Lund, Elmer 1923
 Lund, Gerald 1955-56



Bill Matthews lettered for the Jackrabbits from 1974-77, earning All-America honors both athletically and academically before embarking on a professional playing career.

Lunde, Mike 1975-76-77
 Lundie, Jack 1979-80-81
 Lundie, Lee 1980-81-82
 Luster, Eric 1990-92
 Luxa, Skyler 2009-10-11-12
 Lynch, Art 1911

-M-

Macik, Tod 1965-66-67
 Mackenthun, Arden 1962-63
 Macklin, Lionel 1977-78-79
 Macri, Ray 1966-67
 Madden, John 1960
 Madison, Kinser 2019-20-21
 Maffett, Gary 1977-78-79
 Magnuson, Richard 1967
 Mairose, Steve 1978-79
 Malmer, George 1923-24-25
 Manchighia, Josh 2018-19-20-21
 Mansfield, Craig 1967-68
 Maras, Edwin 1963-64-65
 Markham, Steve 1980
 Marshall, Stanley 1947-49
 Martin, Daryl 1961-62-64
 Martinmaas, Craig 2000-01-02
 Martinson, Joe 2011
 Mason, Don 1945
 Mason, Trent 2012
 Mast, Bill 1972-73-74-75
 Masters, Chad 1990-92
 Matheny, Chester 1905
 Matthews, Bill 1974-75-76-77
 Matthews, Harry 1905
 Matthews, Rockem 2009-10-11
 Mattison, William 1937-38-39
 Maule, Mike 1979
 Maytern, Don 1942
 McCain, Darwin 1920
 McCain, Don 1945
 McCall, Hank 2002-03-04-05
 McClintone, Rod 1987
 McCordie, Clare 1905-06
 McCormick, Mason 2019-20-21-22
 McCoy, Dell 1915-16
 McDermott, Kelly 1987-88-89-90
 McDermott, Kim 1983-84-85
 McDonald, Bill 1953-54-55-56
 McDonald, Todd 1990-91-92-93
 McDonald, Tom 1973
 McGary, Monté 2017
 Mcgaughy, Daeton 2020-21-22
 McGilliray, L.M. 1905

McHugh, Frank 1912
 McKay, John 1919-20
 McKenzie, Kenneth 1953-54-55
 McKnight, Mike 1979-80
 McKnight, Ryan 2008-09-10
 McLaughlin, Dennis 1953-54
 McMillian, Roger 1941-42
 Meachum, Jordan 2020
 Mears, Kirk 1922
 Macklin, Lionel 1977-78-79
 Medchill, George 1946-47-49-50
 Medchill, Tom 1941
 Meek, John 1958-59-60
 Meharg, Max 1907-09-10
 Meier, Chad 1986-87-88
 Meier, Russ 1981
 Melcher, Jason 1997-98 -99-2000
 Melichar, Dudley 1946-47-48
 Mellon, Rich 1972
 Melody, Bill 1941-42-46
 Melum, E.E. 1906
 Menage, Jacob 2017
 Mendez, Vince 1985
 Mengarelli, Brady 2014-15-16-17
 Mente, Mark 1967-68
 Mercer, Travis 1992-93-94-95
 Merchant, Guy 1910
 Mernaugh, Leo 1942
 Mernaugh, Ralph 1936
 Mernaugh, Sylvester 1906
 Messner, George 1932-33
 Metzger, Ed 1917
 Meyer, Arlyn 1972
 Meyer, Joe 1974-75-76
 Meyer, Ron 1963-64-65
 Michalson, Kevin
 Michels, Kevin 1984-85-86
 Miller, Doug 1989-90-91-92
 Miller, Edward 2017-18-19-20-21
 Miller, Greg 1975-76-77
 Miller, Gus 2021-22
 Miller, Harold 1912-13-14
 Miller, John 1968-69-70
 Miller, Keith 1945
 Miller, Michael 1969
 Miller, Paul 1933-34-35
 Miller, Ryan 1995-96-97-98
 Millerbernd, Nate 1994-95-96-97
 Minett, Kyle 2007-08-09-10
 Mink, Andy 2010-11-12
 Miranda, Jordan 2006-07-08-09



Josh Ranek continues to hold the Jackrabbits' all-time rushing record during a collegiate career from 1997-2001. Ranek, who later played several seasons in the Canadian Football League, was inducted into the Jackrabbit Sports Hall of Fame in 2017.

-M (cont.)-

Mills, 1927
 Miser, Marty 1980-81-82
 Mitchell, Justin 2008-09
 Moe, Terrance 1967-68
 Molitor, Al 1982-83
 Molitor, Chris 2002-03-04-05
 Moller, Dennis 1960-61-62
 Moller, John 1969-70-71
 Moller, Mike 1976-77-78
 Monke, Adam 2006-07-09
 Montague, Saunders 2007-09
 Moran, William 1937-39
 Moravec, Jack 1951
 Morehouse, Rich 1984
 Morey, Gary 1961
 Morgan, Mike 2019-20-21-22
 Moriko, Andy 2016
 Morse, John 1992-93
 Mosiman, Corwyn 1973-74-75
 Mosiman, Monte 1975-76-77
 Mosley, Zy 2016-17-18
 Moss, Dale 2011
 Motis, Benedict 1959-60
 Motzko, Thomas 2020-21
 Mounts, Jeff 1983-84-85-86
 Mounts, Robert 1980
 Mueller, Andrew 2011-12-13-14
 Mueller, Andy 2019
 Mueller, Arndt 1937-38-39
 Mueller, Jaden 2022
 Mulholland, Blair 2018-19
 Munger, Lee 1995-96-97-98
 Munger, Scott 1998-99
 Murley, Tom 1942
 Murphy, Mike 2005
 Murphy, Robert 1948-49
 Murray, Ben 1923-24-25
 Murray, Kevin 1982-83
 Murray, Taylor 2003-04-05
 Myers, Mike 1990-91-92-93

-N-

Naatjes, Bob 1960-61
 Naatjes, Clarence 1957-58-59
 Nagel, Barry 1984-87
 Naujokas, Jon 1966-67-68
 Nayas, Michael 1969
 Nedved, Scott 1998-2000-01-02
 Nehl, Matt 1997
 Neilson, Mayo 1942
 Nelson, Andy 2000

Nelson, Bob 1964-65-66
 Nelson, Brad 2003-04
 Nelson, Curt 1975-76
 Nelson, Dan 1991-92-93
 Nelson, Frank 1969-70
 Nelson, Joel 1992-94-95
 Nelson, Kanin 2018-19
 Nelson, Lewis 1912-13
 Nelson, Lloyd 1929-30-31
 Nelson, Mark 1998-99-2000
 Nelson, Milan 1959-60
 Nelson, Scott 1974-75
 Nelson, Terry 1991-92-93
 Nelty, Philip 1970
 Nesvig, Tom 1974-75-76
 Nesvold, Jim 1963-64-65
 Nettey, Phil 1970
 Neuharth, Gary 1962-63-64
 Newman, Merlin 1956-57-58
 Nickelson, Don 1946-47-48-49
 Niederauer, Greg 1996-97-98-99
 Nielsen, Art 1916-17
 Nielson, Gordon 1947-48-49
 Niklason, Loren 1942-46
 Nissen, Rick 1979-80-81
 Nitz, Jack 1952-53-54
 Nitzsche, Rick 1987-88-89
 Nobiling, Jason 2005-07-08
 Noble, James 1933
 Norblade, Chase 2019-20-21-22
 Norgaard, Fred 1946
 Norgaard, Fritz 1941-42

-O-

O'Brien, John 2022
 O'Brien, Thomas 2009-10
 O'Brien, Tom 1995-96-97-98
 Ochs, Jerry 1961-62-63
 Ode, Ryan 2014
 Odogaard, Les 1974-75
 Odland, Lewis 1906-08-09
 Oehler, Ray 1941
 Oelkers, Mark 2004-05-06
 Ogunrinde, Tolu 2018-19-20-21
 O'Hearn, Craig 2002-04
 Ohman, Ralph 1956
 Ohnesorge, Jacob 2014-15-16-17
 Oksness, Phil 1999-2000-01-02
 Oladokun, Chris 2021
 Olinger, Alex 2010-12
 Olson, Tom 1980-81
 Olson, Wayne 1932

Onken, Luther 1969-70-71
 Onken, Wayne 1965-66-67
 O'Neill, James 2002
 Orne, Woody 2008
 Orr, Mike 1981-82-83
 Ortale, Ted 1985-86-87-88
 Osborne, Buck 1951-52-53
 Osborne, Russ 1924-25
 Osmundson, Greg 1986-87-88-89
 Osmundson, Jeff 1980-81-82
 Ostenson, Chad 1990
 Oster, Mike 1989
 Osterberg, Tom 1970-71-72
 Overskei, Lars 1941-42
 Owen, Ross 1922-23-24

-P-

Pace, Dave 1984-85
 Paepke, Carl 1990-91-92-93
 Palmer, Dale 1932
 Parent, Brook 1992-93-94-95
 Paris, Kyle 2014-15-16
 Parker, Alex 2010-11-12-13
 Parker, Jay 1984-85-86-87
 Parker, Roberto 1975-76-77
 Parks, Elmer 1927-28-29
 Parmeter, Walter 1925-26
 Parnell, General 2007-08-09-10
 Paul, Chris 1997-98-99-2000
 Paula, Jordan 2006-07-08-09
 Paynter, Wilford 1941
 Pearson, Doug 1983-84-85-86
 Pearson, Kerry 1978-79-80
 Peeke, Bryan 1966-67
 Peete, Anthony "Doug" 2010-11-12-13
 Peitz, Greg 2002-03-04
 Peitz, Matt 2011-12
 Peitz, Tom 2013-14
 Pence, Clayton 1908-09-10-11
 Peot, Dick 1950
 Pepka, Vic 1963-64-65
 Perkins, Mike 1981-82-85
 Perron, Bill 1994-95-96
 Perry, John 2002-03-04-05
 Perry, William 1907
 Peters, Chad 1993-94-95-96
 Peters, Dave 1970-71-73
 Peters, Sean 1990
 Petersen, James 2004
 Peterson, Brad 1994-95-96-97
 Peterson, Brandon 1997-98-99
 Peterson, Brian 1992-93-94
 Peterson, Dave 1989-90-91-92
 Peterson, Doug 1961-62-63
 Peterson, Fred 1952
 Peterson, Jim 1976-77-78
 Peterson, Leigh 1913
 Peterson, Lighton, 1942
 Peterson, Matt 1998-99-2000-01
 Peterson, Orvis 1913-16
 Peterson, Ross 1957

Peugh, Marshall 2012-13
 Pflingsten, Norman 1960
 Phillips, Lawrence 1940
 Pick, Andy 2004-05-06
 Pickerel, Mark 2015
 Pier, Steve 1972-73-74
 Pirner, Randy 1981-82-83
 Plihal, Joe 1931-32-33
 Plinske, Mike 1961
 Ploetz, Craig 1995-96-97-98
 Plote, J.R. 2012-13-14-15
 Pfohl, Clarence 1931-32
 Polak, Virg 1975
 Poland, Gary 1983
 Pollock, Matt 2001-02-03
 Pontrelli, Mitch 2004-05-06-07
 Pool, Alvin 1958-59

Popowski, Bert 1925
 Porter, Dave 1965-66
 Postma, Dwayne 1981-82
 Pravecsek, Dan 1997
 Price, Bob 1979-80-81
 Price, Hal 1933-34-35
 Price, Joel 1976-77-78
 Price, Michael 2000
 Priddy, Dean 2007-08-09-10
 Prout, Paul 1982-83-84-85
 Prouty, Lance 1986-87-88-89
 Ptak, Lloyd 1936-37-38
 Pung, Willi 1997-98-99
 Pupungatua, Tiano 2016-17-18
 Purcell, Nick 2011-12-13-14
 Purrington, William 1970
 Pylman, Bob 1935-36-37

-Q-

Quail, Kris 1999-2000

-R-

Raddatz, Richard 1956-57-58
 Radtke, Marlin 1952-53-54
 Rambow, Jere 1974-75
 Ranek, Jesse 2000-01
 Ranek, Josh 1998-99-2000-01
 Raph, Duane 1942
 Rasmussen, Casey 1991-92-93-94
 Rasmussen, Jim 1981-82
 Rasmussen, Wade 1981-82-83
 Rasmussen, Wayne 1961-62-63
 Raymond, Matt 2012-13-14-15
 Redmond, Mike 1972-73-74
 Reed, George 1937-38
 Reed, Mickey 1977-78
 Reeder, Cale 2020-21-22
 Reese, Rich 1976-77-78
 Reeter, Darrell 1945
 Reeves, Bob 1983-85-86-87
 Rehder, Jon 1986-87
 Reich, Carl 1905-06
 Reichmann, Ted 1964
 Reifenrath, Peter 2008-09-10
 Reinecke, Emerald 1924-25
 Reiner, Chris 1997-98-99-2000
 Reiner, Glen 1968-69
 Reiner, Mike 1981-82-83
 Reinhart, Carl 1992-93-94
 Remme, Jim 1990-91-92-93
 Renner, Robert 1970-71-72
 Rennerfeldt, Andy 1997-98-99-2000
 Rentz, Steve 1985

Retzlaff, Palmer "Pete" 1951-52
 Revell, James 1917
 Reynen, Paul 1979-80-81
 Rice, Howard 1957-58-59
 Richards, Todd 1977-78-79
 Richardson, Fred 1969
 Richardson, Jack 1950-51-52
 Richardson, Ryan 1996-98
 Richelieu, Mike 1977
 Richmond, Chuck 1989
 Ricke, Jim 1961-62
 Riddell, Bob 1936-37-38
 Riehl, Rod 1981-82-83
 Riesgaard, Calvin 1968-69-70
 Riey, Virgil 1952-53
 Ringsrud, Ronald 1935-36
 Rippentrop, Mike 1995
 Rishoi, Stanley 1929-30-31
 Risse, Greg 1981
 Roach, Mike 1965
 Roberts, Clayton 1975
 Roberts, George 1919-20-21-22
 Roberts, Todd 1981-82-83
 Robinson, Anthony 2003
 Robinson, James 1936
 Robinson, Jessie 1937
 Robling, Kevin 2005-06-07-08
 Rock, Matt 1997-98-99

Rockers, Tom 1966-67-68
 Rodel, Brian 1994-95
 Rodina, Marc 1989-90-91
 Rodriguez, Isaac 2013-14
 Roe, Monty 1990-91-92
 Rogers, Jimmy 2006-07-08-09
 Rohlfis, Brent 1991-92-93-94
 Rohrs, Jack 1965
 Rollin, Aaron 2009-10-11-12
 Romenesko, Alex 2015-16-17-18
 Rose, Anthony 2012
 Ross, Bob 1945
 Rossow, Steve 1989-90
 Roth, Mike 1993
 Roth, Randy 1971-72-73
 Roth, Tim 1967-68-69
 Rott, Harold 1930-31-32
 Rouseff, Walter 1935-36-37
 Rowe, Charles 1915
 Rowe, Ernest 1917
 Rozeboom, Christian 2016-17-18-19
 Rudy, Jack 1963-64-65
 Ruele, Bert 1938
 Ruesink, Doug 1985-86-87-88
 Ruesink, Fran 1984-86
 Ruesink, Morris 1996-97
 Rupert, Mike 1987-88-89
 Ruth, Samuel 1956
 Rystrom, Paul 1986-87-88-89

-S-

Salem, Nusier 1930-31-32
 Salisbury, James 1917-19-20-21
 Samalaska, Mark 1974-75
 Sanders, Caleb 2018-19-20-21-22
 Sanders, Mark 1977-78-79
 Sanderson, Reed 1963-64-65
 Sawyer, Ethan 2011-12-13-14
 Sawyer, Jim 1941
 Saxton, Randy 1980
 Schaefer, Roman 1927-28
 Schaefer, Scott 1983-84-85
 Schauf, Caleb 2018-19-21
 Scheele, Dave 1976-77-78
 Scheuer, Nate 1999-2000-01
 Schiebout, Bruce 1970-71
 Schlautman, Jason 2011
 Schlieman, Ryan 2004
 Schlimgen, Ron 1993-94
 Schlosser, Doug 1977
 Schmidt, Dan 1966
 Schmidt, Dan 1990-91
 Schmidt, Fred 1973-74-75
 Schmidt, Gregg 1985-86-87
 Schmidt, Lee 1980-81-82
 Schmidt, Robert 1975-76-77
 Schmitz, Ray 1922
 Schneider, Don 1940
 Schneider, Jason 2011-12-13-14
 Schneider, Ron 1977-80
 Schock, Oswald 1942-46
 Schoolmeester, Vern 1965
 Ricke, Jim 1961-62
 Schroeder, Eric 2005-06-07-08
 Schugel, Louis 1925-26
 Schulte, Bob 1956-57-58
 Schultz, Doug 1999-2000-01
 Schultz, Jeff 1999-2000-01-02
 Schultz, Landon 2014-15
 Schultz, Ray 1928-29-30
 Schultz, Steve 1985-86-87-88
 Schumacher, Francis 1946-47-48-49
 Schuster, Patrick 2012-13-14-15
 Schutte, Clarence 1921-22
 Schwader, Jared 2003
 Schweinfurt, Leo 1925-26
 Scott, Dean 1974-75
 Sebern, Mike 1987-88-90
 Seeds, Blake 2002-03
 Seeley, George 1924-25-26

LETTERMEN

-S- (cont.)

- Seely, Brad 1975-76-77
 Seely, Scott 1972-73-74
 Seiter, Dylan 2014-15
 Sellers, Luke 2015-17-18-19
 Senjum, Tim 1996
 Sessler, Vernon 1927
 Settje, Tom 1967-68-69
 Severson, Steve 1988-89
 Shafer, Payton 2019-20-21-22
 Shafrath, Ross 2009-10-11-12
 Shaputis, Pete 1953-54-55
 Sheehan, Bernard 1912-13-14-15
 Sheehan, Kyle 2008-09-10-11
 Shepardson, Adolph 1999-2000-01
 Sherlock, Jack 2011-12-13-14
 Shero, Brian 1993
 Shoff, Mike 2013
 Sieh, Tom 1985-86-87
 Sievers, Scott 1993-94-95
 Sigl, Pat 1989-91
 Sikkink, Trevor 2014
 Simet, Nash 2005-06-07-08
 Simmons, Forest 1915
 Simon, Art 1920-21
 Simonsen, Todd 1973-74-75
 Simonson, Fred 1921
 Simonson, Herb 1919-24-25
 Simpkins, Burton 1929
 Sinclair, Max 1969-70
 Singleton, Bob 1954
 Sisley, Brian 1984-85-86
 Siverling, Bryce 2013-14-15
 Sixta, Mike 1979-80
 Skaggs, Wayne 1946-47-48-49
 Skalla, Kevin 1980-82-83-84
 Skinner, Cecil 1912-13-14-15-16
 Slade, Makiah 2015-16-18
 Slattery, Tom 1984-85-86-87
 Slaughter, Tyran 2003
 Smenda, Austin 2016-17-18-19
 Smith, 1927
 Smith, Clifford 1941
 Smith, Don 1937-38-39
 Smith, Jim 1982-83
 Smith, Joe 1920-21-22
 Smith, Luke 1995-96-97-99
 Smith, Randy 1979
 Smutka, Troy 1989-90
 Snow, Mike 1985-86
 Snyder, Brandon 2018
 Snyders, Dusty 2003-04-05-06
 Sohler, Jay 1983-84-86
 Somsen, Dan 1972-73-75
 Sonnek, Dan 1984-85-86-87
 Sonnenschein, Clayton 1965-66-67
 Sorenson, Bradley 2017-18-19-21
 Sorensen, Greg 1982-83-84
 Sorenson, Terry 1964-65-66
 Sosa, Vic 1995-96-97-98
 Soulek, Kellen 2014-15-16-17
 Spalding, Graham 2020-21-22
 Spanjers, Leonard 1955-56-57
 Spellman, Ray 1967-68-69
 Speros, Jason 1979
 Springman, Greg 1990-91-92
 Stacey, Dan 1974-75
 Stacker, Thomas 2017-18-19-20-21
 Stalbird, Isaiah 2020-21-22
 Stanec, Emil 1968
 Stanley, Mark 1984
 Stanley, Matt 1984-85
 Stanton, Ed 1919
 Stanton, Tom 1990
 Starbeck, Clyde 1923-24-25-26
 Stark, Chris 1988-89
 Stearns, Art 1910-11
 Steffen, Jake 2008-09-10-11
 Steffen, Mike 2006-07-08-09
- Steiner, Richard 1954-55
 Stenson, Charles 1935-36-37
 Stephan, Josh 2001-03
 Sterner, Davion 2021-22
 Sterner, John 1959-60-61
 Sterner, Mike 1959-60-61
 Stevens, Leo 1913-15
 Stevenson, Mark 1993-94
 Stewart, Bob 1945-46
 Stewart, Lee 1985-86-87-88
 Stewart, Lyle 1988-89-90
 Stone, John 1960-61-62
 Stork, Warren 1972
 Stout, Bob 1942
 Stowater, Troy 1984
 Strand, Chad 1994
 Strehlow, Chad 2012-13-14
 Strong Jr., Pierre 2018-19-20-21
 Strong, Roger 1958
 Struck, Mark 1992-93-94-95
 Struck, Mike 1994-95-96-97
 Stuckey, Milton 1979-80-81-82
 Studer, Ben 2000-01-02-03
 Stumley, Pete 1948-49-50
 Suess, Taylor 2011-12-13
 Suhm, Marcus 2004-05
 Suhm, Michael 2001-02-03
 Sumner, Austin 2011-12-13-14
 Sundet, Lyle 1934-35
 Sundet, Steve 1980-81-82-83
 Sundet, Wilford 1921-22
 Sundstorm, Andrew 1936-37-38
 Sutton, John "Matt" 1951
 Sutton, Matt 1996-97
 Swanson, Kermit 1929
 Swartos, Paul 1992-93-94
 Sweet, Rick 1983-84
 Swenson, John 1948
 Sylliaasen, Tim 1993-94-95-96
 Syrovatka, Justin 2011-12-13-14
 Szafranski, Jeremiah 2016
- T-
 Tabor, Tom 1947-48-49
 Tarry, Cleo 1931-32
 Taveras, Melvin 2013-14
 Taylor, Shakial 2015
 Temme, Mike 1986-87-88-89
 Tepley, Louis 1930
 Terveer, Cade 2020-21-22
 Tetzlaff, Kevin 1988-89-91
 Tetzlaff, Preston 2018-19-20
 Theodosopoulos, Gus 1988
 Thielman, John 1996
 Thiess, Brandon 1999-2000-01-02
 Thomas, Dennis 1983-84-85-86
 Thomas, Mel 1968
 Thompson, Albert 1915-16
 Thompson, Antonio 2007-08-09-10
 Thompson, George 1920-21-22
 Thompson, James 1936
 Thompson, Jamie 1991
 Thompson, Todd 1985
 Thoreson, Art 1927-28-29
 Thoreson, Bob 1936
 Thoreson, Brian 1970-71-72
 Thorne, Joe 1959-60-61
 Thorpe, Jeff 1983-84
 Threadgold, Adam 2001-02
 Thue, Doug 2001
 Thue, Jeff 1990-91-92-93
 Thune, Elgar 1920-21-22
 Thurston, Darrin 1985-86-87
 Tiefenthaler, Jeff 1983-84-85-86
 Tiefenthaler, Ken 1988-89-90
 Tiefenthaler, Trevor 2010-11-12-13
 Timmerman, Adam 1990-92-93-94
 Timmerman, Kent 1993-94-95-96
 Tindall, Dan 1986-87
 Titus, Jason 2019-21
- Tollefson, Mynard 1929-30-31
 Tommeraaasen, O.H. 1917-19-20
 Tovar, John 1972-73
 Towers, Ralph 1919-20-21
 Tracey, James 1911
 Tracy, Chris 2009-10-11-12
 Traetow, Andy 1999
 Tramp, Darrell 1961-62-63
 Stewart, Bob 1945-46
 Trapp, Clifford 1936-37
 Trees, Tyler 2004-05
 Trenhaile, Thayer 2013-14-15-16
 Tschetter, Doug 1963
 Stork, Warren 1972
 Tuma, Les 1970-71-72
 Turner, Greg 1971
 Tuschen, Eric 2014
 Tuttle, Don 1955
 Twedell, Jack 1942
- U-
 Uhler, Stanton 1952-53-54
 Ulrich, Roger 1940
 Urbanek, Noah 2017
 Union, Torren 2020
- V-
 Vacura, Jim 1957-58-59
 Vahle, Ken 1966-68
 Vandall, Art 1937
 Vander Heiden, Ron 1969-70
 VanderStouwe, Travis 1991-92
 Van Maanen, Terry 1980-81
 Van Marel, Ryan 2020-21-22
 VanMeeteren, Mark 1992-93-94-95
 VanVoorst, Kyle 2010-11-12
 VanWyhe, Nick 2008
 Vaux, George 1938
 Veal, Darrell 1956-57
 Veal, Don 1950-51-52
 Veatch, Dale 1986-88-89
 Veatch, Daryl 1987
 Vejvoda, Mitch 2013-14-15-16
 Venenga, Brent 1993-94-95-96
 Ethan Vibert 2022
 Viker, Dave 1956-57
 Vinatieri, Adam 1991-92-93-94
 Vinatieri, Chase 2016-17-18-19
 Voels, Harry 1938-40
 Voletz, Randy 1971
 Volk, Don 1946-47
 Vorrath, Rollie 1969-70-71
 Voss, Doug 1973-74
 Voss, Rudy 2021
 Vostad, Gene 1965-66-67
- W-
 Wagner, Chris 2005-06-07
 Wagner, Ermil 1970-71-72-73
 Wagstrom, Andrew 2000-01-02-03
 Wahl, Charles 1951-52
 Wahl, Ted 1985-86-87-88
 Walker, Dick 1951-52-53
 Wallace, Isaac 2015-16-17-18
 Walseth, Russ 1917-19
 Walter, Alvin 1926
 Walters, Kirk 1972
 Wandmaker, Michael 2018
 Ward, Tom 1940
 Ward, Xavier 2017-18-19-20-21
 Washington, Anthony 2016-17
 Watson, Anthony 2003-04-05-06
 Waugh, John 1987
 Wave, Earl 1935-36-37
 Webbenhurst, Bob 1963-64
 Webber, Gordon 1945-46-47
 Weber, George 1912-13-14-15
 Webster, Brian 1985-86-87-88
 Weems, J.J. 1984-85-86-87
 Weems, Nate 1977-78
 Wegher, Rick 1981-82-83-84
 Weidenkoph, John 1940
 Weikert, Dick 1973-74-75-76
- Weir, Tyler 2017-18
 Weiske, Mike 1984
 Welch, Earl 1923-24-25
 Welch, Frank 1921-22-23-24
 Welch, Jerry 1951-52-53-54
 Wells, Michael 1964
 Wendland, Brad 1992-93-94-96
 Wertish, Doug 1972-73-74
 Wesley, Trevor 2012-13-14-15
 Wessel, D.J. 1989-90-91
 Westbrook, Dave 1961-62-63
 Whaley, Chauncey 1932-33
 Wheeler, Marvin 1929-30-31
 Wheeler, Theo 1923
 Whisney, Dennis 1974-75
 Whited, Craig 1974
 Whitley, Vern 1950-51
 Whiton, Will 2016
 Whitsell, Blake 2015-16
 Wicks, Ruben 1935-36-37
 Wieneke, Jake 2014-15-16-17
 Wiersma, Dan 1939-40-41
 Wieseman, Lyndon 1980
 Wika, Brent 1958-59-60
 Wilber, Geoff 1995-97-98
 Wild, Wayne 1938
 Wilde, Alex 2015-16-17
 Wildeman, Paul 1987-89-90-91
 Wilkins, Ed 1981-82-83
 Wilkinson, Dan 1996-97-98
 Willis, Harold 1999
 Willadson, Claire 1919-20
 Williams, Brian 2022
 Williams, Lorenzo 2016-17-18
 Williams, Robert 1962-63-64
 Williamson, Saiveon 2020-22
 Williamson, Warren 1948-49-50
 Willis, Harold 1945
 Wilson, C.J. 2018-19
 Wilson, Elijah 2017-18
 Wilson, Nick 2001-02
 Wilson, Seven 2017-18
 Wilson, Zach 2022
 Winkelman, Reece 2018-19-20-21-22
 Winkle, John 1954-55
 Winterboer, Mason 2011
 Wipf, Lance 1994-95-96
 Wirpjes, Rick 1983-84
- Wise, Anthony 2008-09-10-11
 Witt, Keith 2002-03
 Witt, Randy 1979
 Witte, Luke 2005-07
 Wittler, Dale 1964-65
 Witzmann, Bryan 2010-11-12-13
 Wohlheter, Verne 1908-09
 Wohlheter, Walter 1907
 Wolf, Landon 2022
 Wessel, D.J. 1989-90-91
 Wolfcale-Holsten, Aaron 2022
 Wolfe, Dennis 1958-59
 Wolfe, Emerson 1932-33
 Wolff, John 1959-60
 Wolgamott, Jeff 1994-95-96-97
 Wollen, Marty 1994
 Wolhuis, Tim 1986-87-88
 Wood, Eric 2009-10-11
 Woods, Len 1971-72
 Wookey, John 1977
 Wordelman, Matt 1999
 Workman, Jessup 2017
 Worrenson, Harry 1907
 Wright, Dom 2011-12-13-14
 Wright, Winston 2010-11-12-13
 Wulf, Corey 1995-96-97-98
- Y-
 Yackley, Todd 1982-83-84
 York, Dennis 1957-58
 York, Milton 1908
 Youngberg, Guy 1905
- Z-
 Zell, Lance 1996-97
 Zenner, Zach 2011-12-13-14
 Zick, Richard 1949
 Ziegler, Dan 1986-87-88
 Zierden, Brock 1999-2000
 Zimmerman, Darrell 1946-47-48-49
 Zimmerman, Forrest 1950-51-52
 Zimmerman, Travis 2015



Zach Zenner rushed for 2,000-plus yards in three consecutive seasons (2012-14). Zenner played five seasons in the National Football League, mostly with the Detroit Lions

TEAM CAPTAINS

1905:	John Reich	1966:	Gary Hyde, FB, Castlewood	1989:	J.D. Berreth, WR, Watertown, Minn.	2011:	Kyle Harris, PK, Florissant, Mo.
1906-07:	Charles Coughlin		Dave Porter, C, Gallipolis, Ohio		Greg Osmundson, LB, Sioux Falls		Dirk Kool, LB, Fairfield, Iowa
1908:	Cecil Denhart	1967:	Ray Macri, T, Chicago, Ill.		Lance Prouty, OT, Redwood Falls, Minn.		Mike Lien, LB, Castaic, Calif.
1909:	Fay Atkinson		Clayton Sonnenschein, FB, Pierre		Mike Ruppert, LB, Holstein, Iowa		Jake Steffen, DE, Mount Vernon
1910:	Irwin J. Bibby	1968:	Darwin Gonnerman, RB, Adrian, Minn.	1990:	Tom Haensel, S, Brookings	2012:	Seth Daughters, TE, Winner
1911:	not available		John Grein, C, Lakefield, Minn.		Lyle Stewart, OG, Scotland, S.D.		Bo Helm, S, Childress, Texas
1912:	Lacey Caldwell	1969:	Clyde Hagen, TE, Webster		Darrin Brickman, HB, Belle Fourche		Ross Shafirath, LB, Hampton, Iowa
1913:	Vincent Chappell		Jim Langer, LB, Royalton, Minn.		Tom Bloom, OT, Madison		Austin Sumner, QB, Brandon
1914:	Jay Sheehan	1970:	Tom Jones, TE, Wyandotte, Mich.	1991:	Shane Bouman, QB, Holland, Minn.	2013:	Brandon Hubert, WR, Gretna, Neb.
1915:	Nelson		Cal Riesgaard, DT, Exira, Iowa		Kevin Tetzlaff, NG, Hayti		Austin Sumner, QB, Brandon
1916:	Holling Jennings	1971-72:	Game captains — no season captains	1992:	Doug Miller, LB, Sturgis		Winston Wright, CB, Lee's Summit, Mo.
1917:	Harold Hoover	1973:	Les Tuma, FB, Mahaska, Kan.		Tim Burns, TE, Brookings		Zach Zenner, RB, Eagan, Minn.
1918:	no football — World War I		Jim Decker, HB, Cold Spring, Minn.	1993:	Adam Timmerman, OT, Cherokee, Iowa	2014:	T.J. Lally, LB, Chicago, Ill.
1919:	Russell Walseth		Randy Roth, DE, Madison, Minn.		Todd McDonald, QB, Minnetonka, Minn.		Jason Schneider, WR, Andover, Minn.
1920:	James Salsbury		Charlie Clarksean, DB, Jackson, Minn.		Karl Paepke, LB, Mansfield		Jack Sherlock, DE, Chicago, Ill.
1921:	Ralph Towers	1974:	J.D. Alexander, LB, Pilger, Neb.	1994:	Adam Timmerman, OT, Cherokee, Iowa		Austin Sumner, QB, Brandon
1922:	George Roberts		Lynn Boden, OT, Osceola, Neb.		Dean Herrboldt, WR, Freeman		Zach Zenner, RB, Eagan, Minn.
1923:	Robert Coffey		Kevin Kennedy, FB, Webster City, Iowa		Brent Rohfs, LB, Redfield	2015:	Jimmie Forsythe, DB, Omaha, Neb.
1924:	Willis Motley	1975:	Bob Gissler, DE, Osceola, Neb.	1995:	Greg Kvistad, OG, Wood Lake, Minn.		Cam Jones, TE, Eagan, Minn.
1925:	Frank Kelley		Bill Mast, QB, Tiffin, Ohio		Mark Struck, S, Huron		T.J. Lally, LB, Chicago, Ill.
1926:	Clyde (Buck) Starbeck		Jere Rambow, DB, Raymond, Minn.	1996:	Matt Beier, WR, Wales, Wis.		Zach Lujan, QB, Anchorage, Alaska
1927:	Arnold Brevik	1976:	Fred Schmidt, C, Schleswig, Iowa		Jason Aune, DE, S. St. Paul, Minn.		Jacob Ohnesorge, OL, Waunakee, Wis.
1928:	Lovell Hiner		Paul Konrad, FB, Mitchell		Chad Peters, LB, Huron		J.R. Plote, DE, Phoenix, Ariz.
1929:	Harry Hadler		Joe Meyer, C, Webster	1997:	Troy Hart, OL, Spencer, Iowa	2016:	Jesse Bobbit, LB, Palatine, Ill.
1930:	Ray Jennison, Ray Schultz		Doug Jackson, DB, Winterset, Iowa		Nate Millerbernd, WR, Winsted, Minn.		Shayne Gottlob, DT, Salem
1931:	Maynard Tollefson, Nusier Salem		Clayton Fischer, DE, Pierce, Neb.		Jeff Wolgamott, DE, Lincoln, Neb.		Zach Lujan, QB, Anchorage, Alaska
1932:	Dale Palmer	1977:	Paul Erickson, S, Austin, Minn.	1998:	Zach Carter, DL, Spearfish		Nick Mears, S, Milbank
1933:	Dale Palmer		Greg Miller, OT, Mitchell		Steve Heiden, TE, Rushford, Minn.		Brady Mengarelli, RB, Prescott, Ariz.
1934:	Fred Johnson		Brad Seely, OG, Baltic		Bryan Jaske, OL, St Ansgar, Iowa		Jacob Ohnesorge, OL, Waunakee, Wis.
1935:	Dick Emmerich		Bill Matthews, DE, Wessington		Vic Sosa, DB, Rapid City	2017:	Taryn Christian, QB, Sioux Falls
1936:	Ed Lienhart	1978:	Chuck Benson, FB, Fulton		Geoff Wilber, LB, Miller		Dallas Goedert, TE, Britton
1937:	Charles Stanson		Chuck Loewen, OT, Mountain Lake, Minn.	1999:	Matt Berry, C, Spearfish		Brady Mengarelli, RB, Prescott, Ariz.
1938:	Lloyd Ptak, Bob Riddell		Mickey Reed, LB, Rochester, Minn.		Greg Niederauer, WR, Miller		Jacob Ohnesorge, OL, Waunakee, Wis.
1939:	Jim Emmerich, Arndt Mueller		Rick Reese, LB, Des Moines, Iowa		Willi Pung, LB, Braham, Minn.		Christian Rozeboom, LB, Sioux Center, Iowa
1940:	Roger Ulrich	1979:	Gary Maffett, QB, Urbandale, Iowa	2000:	Brock Beran, WR, Omaha, Neb.		Jake Wieneke, WR, Maple Grove, Minn.
1941:	Leon Anderson		Mark Kool, OG, Huron		Andy Rennerfeldt, QB, Oakland, Neb.	2018:	Jordan Brown, CB, Scottsdale, Ariz.
1942:	George Gehant, Ervin "John" Bylander		Mark Sanders, DE, Austin, Minn.		Chris Reiner, S, Yankton		Taryn Christian, QB, Sioux Falls
1943-44:	no football — World War II		Todd Richards, CB, Urbandale, Iowa	2001:	Josh Buchholtz, WR, Aurora		Dalton Cox, LB, Aberdeen
1945:	Robert Schryver	1980:	Mike Daiss, OG, Montevideo, Minn.		Kyle Haroldson, LB, Bruce		Christian Rozeboom, LB, Sioux Center, Iowa
1946:	Fritz Norgaard, Bill Melody		Mike Breske, CB, Rock Rapids, Iowa		Jesse Ranek, LB, Tyndall	2019:	Adam Anderson, WR, Orlando, Fla.
1947:	Paul Gilbert, Arnie Cook		Mike McKnight, DT, Silver Bay, Minn.		Josh Ranek, RB, Tyndall		Logan Backhaus, LB, Spirit Lake, Iowa
1948:	Marv Larson, Forest Lothrop	1981:	Dan Johnson, FB, Madison	2002:	Shane Delbridge, DL, Union Center		Ryan Earith, DE, Papillion, Neb.
1949:	Tom Tabor, Madison		Quinten Hofer, OT, Hot Springs		Dan Fjeldheim, QB, Watertown		Evan Greeneway, OL, Yankton
	Francis Schumacher, Ipswich		Paul Reynen, TE, Mitchell		Phil Oksness, LB, Luverne, Minn.		Christian Rozeboom, LB, Sioux Center, Iowa
1950:	George Medchill, C, Clarkfield, Minn.		Brad Christenson, S, Audubon, Iowa	2003:	Kevin Brown, CB, Commerce City, Colo.		Luke Sellers, FB, Papillion, Neb.
	Don Bartlett, E, Centerville	1982:	Tom Olson, LB, Des Moines, Iowa		Scott Connot, S, Spencer, Neb.	2020:	Logan Backhaus, LB, Spirit Lake, Iowa
1951:	Doug Eggers, G, Wagner		Lee Lundie, DT, Rapid City		Justin Landis, S, Colman		Wes Genant, OL, Parkston
	Marv Kool, E, Hawarden, Iowa		Milton Stuckey, CB, Chicago, Ill.		Ben Studer, OT, Wesley, Iowa		Michael Griffin II, S, Cottage Grove, Minn.
1952:	Roger Anderson, T, Spearfish		Dave Larsen, DE, Wentworth	2004:	Joey Abell, DE, Brooklyn Park, Minn.		Pierre Strong, Jr., RB, Little Rock, Ark.
	Pete Retzlaff, HB, Ellendale, N.D.		Dwayne Postma, OG, Doon, Iowa		Chris Coauette, LB, Crookston, Minn.		Preston Tetzlaff, LB, Brookings
1953:	Arlin Anderson, Milbank	1983:	Jeff Osmundson, OG, Sioux Falls		Solomon Johnson, WR, St. Petersburg, Fla.	2021:	Logan Backhaus, LB, Spirit Lake, Iowa
	Alan Evans, Aberdeen		Dave Fremark, LB, Miller		Michael Suhm, OL, Highmore		Wes Genant, OL, Parkston
1954:	Jerry Welch, HB, Minneapolis, Minn.		Randy Pirner, CB, Wagner	2005:	Josh Davis, WR, Omaha, Neb.		Michael Griffin II, S, Cottage Grove, Minn.
	Jack Nitz, T, Brookings		Ken Jensen, DT, White Bear Lake, Minn.		Paul Keizer, OG, Hull, Iowa		Mason McCormick, OL, Sioux Falls
1955:	Jerry Acheson, E, Flandreau		Mike Orr, OG, Urbandale, Iowa		Gabe Koenigsfeld, DE, Marble Rock, Iowa		Pierre Strong, Jr., RB, Little Rock, Ark.
	Larry Korver, B, Orange City, Iowa	1984:	Paul Prout, FB, Sioux City, Iowa		Hank McCall, CB, Algona, Iowa	2022:	Xavier Ward, DL, Freeman, S.D.
1956:	Harwood Hoelt, T, Groton		John Lewis, LB, Sioux City, Iowa	2006:	Jeff Hegge, S, Watertown		Adam Bock, LB, Solon, Iowa
	Bob Betz, FB, Madison		Greg Sorenson, CB, Brainerd, Minn.		Andy Kardoes, QB, Algona, Iowa		Garret Greenfield, OL, Rock Valley, Iowa
1957:	Len Spanjers, G, Milbank	1985:	Todd Yackley, DE, Onida		Marty Kranz, LB, Watertown		Mark Gronowski, QB, Naperville, Ill.
	Wayne Haensel, T, Walnut Grove, Minn.		Mike Busch, QB, Huron		Mark Oelkers, C, Austin, Minn.		Mason McCormick, OL, Sioux Falls
1958:	Al Breske, HB, Webster		Dennis Thomas, TE, Parkston		Mark Oelkers, C, Austin, Minn.		Caleb Sanders, DL, Glenwood, Iowa
	Merlin Newman, G, Redfield		Bruce Klostermann, LB, Dyersville, Iowa	2007:	Mitch Erickson, OG, Hutchinson, Minn.		Reece Winkelman, DE, Marshall, Minn.
1959:	Ken Hanify, E, Belle Fourche		Mark Diesch, OT, Blooming Prairie, Minn.		Andrew Hoogveen, DB, Sioux Center, Iowa		Landon Wolf, WR, Tulsa, Okla.
	Jim Vacura, HB, Jackson, Minn.	1986:	Jeff Tiefenthaler, WR, Armour		Cory Koenig, RB, Underwood, Iowa	2022:	Adam Bock, LB, Solon, Iowa
1960:	Leland Bondhus, T, Storden, Minn.		Doug Pearson, OG, Whitewater, Wis.		Justin Kubesh, LB, Olivia, Minn.		Isaiah Davis, RB, Joplin, Mo.
	Ray Gaul, QB, Hawarden, Iowa		Brian Sisley, NG, Edgemont		Ryan Berry, QB, Watertown		DyShawn Gales, CB, North Chicago, Ill.
1961:	Joe Thome, FB, Beresford		Jay Sohler, DT, Yankton	2008:	Brock Campbell, DB, Cherokee, Iowa		Garret Greenfield, OL, Rock Valley, Iowa
	Mike Sterner, G, Sioux Falls		K.C. Johnson, PK, Yankton		Kevin Robling, OL, Jordan, Minn.		Mark Gronowski, QB, Naperville, Ill.
1962:	John Stone, FB, Hendricks, Minn.	1987:	Jeff Mounts, C, Sioux City, Iowa		Eric Schroeder, DL, Stewartville, Minn.		Mason McCormick, OL, Sioux Falls
	Roger Eischens, E, Canby, Minn.		Dan Sonnek, RB, Easton, Minn.	2009:	Danny Batten, DE, Gilbert, Ariz.		
	Dean Koster, QB, Lake Benton, Minn.		Norm Lingle, OT, Pierre		Glen Fox, WR, Fairfax, Iowa		
1963:	Wayne Rasmussen, HB, Howard		J.J. Weems, DT, Mountain Lake, Minn.		Chris Johnson, LB, Council Bluffs, Iowa		
	Jerry Ochs, C, Aberdeen		Tom Sieh, S, Hastings, Minn.		Nate Koskovich, OL, Kingsley, Iowa		
1964:	Doug Peterson, QB, Watertown	1988:	Jay Parker, tight end, Pierre		Jimmy Rogers, LB, Chandler, Ariz.		
	Gale Douglas, FB, Reedsburg, Wis.		Lee Stewart, OT, Scotland, S.D.	2010:	Cole Brodie, DB, Dacula, Ga.		
	Daryl Martin, HB, Wagner		Tim Kwapnioski, CB, Columbus, Neb.		Conrad Kjerstad, DB, Wall		
1965:	Ed Maras, E, Windom, Minn.		Ted Wahl, QB, Jamestown, N.D.		Ryan McKnight, OL, Sioux Falls		
	Jim Nesvold, FB, Madison, Minn.		Darwin Bishop, DT, Jefferson, Iowa		Kyle Minett, RB, Ruthton, Minn.		
			Ted Ortale, NG, Ankeny, Iowa				

ALL-TIME AWARD WINNERS



ALL-NORTH

CENTRAL CONFERENCE

1922: Wilfred Sundet, E; Adolph Bachman, G; Frank Welch, B; Clarence Schutte, B.

1923: George Thompson, E.

1924: George Seeley, G; Clyde "Buck" Starbeck, C; Frank Welch, B; Frank Kelley, B.

1925: George Seeley, G; Clyde Starbeck, C.

1926: Robert Eggers, E; George Seeley, G; Clyde "Buck" Starbeck, C; Howard Biegert, B; Frank Kelley, B.

1927: Walter Parmeter, T; Arnold Brevik, G; Roman Schaefer, B.

1928: Harry Krug, E; Ray Jenison, T; Harry "Henry" Hadler, G; Roman Schaefer, B; Weert Englemann, B.

1929: Weert Englemann, B.; Lemme Herting, E; Ray Jenison, T; Harry "Henry" Hadler, G;

1930-31: No selections

1932: Dale Palmer, E; Harold Rott, T; Don Kummer, C; Fred Johnson, B.

1933: Isadore Ginsberg, E; Alfred Arndt, T; Hal Price, G; Paul Miller, B; Fred Johnson, B.

1934: Isadore Ginsberg, E; Alfred Arndt, T; Hal Price, G; Paul Miller, B; Fred Johnson, B.

1935: Lyle Sundet, G; Paul Miller, B.

1936: Mark Barber, B.

1937: Bob Riddell, E; Bob Pylman, T.

1938: Bob Riddell, E; Gerald Stablein, T; Lloyd Ptak, B.

1939: William Mattison, E; Rollins Emmerich, G; Arndt Mueller, G; Don Smith, C; Allen Schroeder, B.

1940: Harry Voels, E; Warren Evans, T; Leon Anderson, G; Tom Archer, C.

1941: Leon Anderson, G.

1942: George Gehant, G; Ervin Bylander, G.

1943-45: No NCC competition — World War II

1946: Paul Gilbert, E; Ozzie Schock, G; Bill Melody, C.

1947: Paul Gilbert, E; Arnold Cook, T; Don Volk, B.

1948: Tom Tabor, B.

1949: Don Bartlett, E; Dale Bowyer, T; George Medchill, C; Herb Bartling, B; Darrell Zimmerman, B.

1950: Don Bartlett, E; Dale Bowyer, T; Howard Amen, C; George Medchill, C; Herb Bartling, B; Warren Williamson, B; Bill Gibbons, B.

1951: Marv Kool, E; Bob Durland, G; Doug Eggers, G; Pete Retzlaff, B; Dallas Hoff, B.

1952: Lou Guida, G; Ken Kortmeyer, C; Pete Retzlaff, B.

1953: Loren Englund, E; Dick Walker, G; Dick Klawitter, C; Jerry Welch, B; Roger Denker, B.

1954: Jack Nitz, T; Roger Kerns, G; Harold Backlund, C; Jerry Welch, B; Roger Denker, B.

1955: Jerry Acheson, E; Harwood Hoef, T; Len Spanjers, G; Dick Klawitter, C; Bob Betz, B; Dick Steiner, B; Larry "Bubb" Korver, B.

1956: Harwood Hoef, T; Bob Betz, B; Arnold "Nig" Johnson, B.

CONFERENCE MVPs

1950: Herb Bartling
 1954: Jerry Welch
 1957: Len Spanjers
 1961: Joe Thorne (back)
 Mike Sterner (line)
 1962: Roger Eischens (line)
 1963: Wayne Rasmussen (back)
 1968: Darwin Gonnerman (back)
 1974: Lynn Boden (offensive lineman)
 1977: Bill Matthews (defensive lineman)
 1978: Rick Reese (defensive back)
 1979: Gary Maffett (offensive back)

1957: Ellis Jensen, E; Wayne Haensel, T; Len Spanjers, G; Al Breske, B; Ron LaVallee, B.

1958: Dick Raddatz, E; James Craig, T; Al Breske, B.

1959: Lee Bondhus, T; Ken Holm, G; Jim Vacura, HB.

1960: Lee Bondhus, T; Joe Thorne, B.

1961: Roger Eischens, E; Mike Sterner, G; Dean Koster, QB; Joe Thorne, FB.

1962: *1st Team:* Roger Eischens, E; Jerry Ochs, C; Dean Koster, QB; Wayne Rasmussen, HB. *2nd Team:* Jim Ricke, G; Gary Boner, HB.

1963: Darrel Tramp, E; Ed Maras, E; Dave Westbrook, T; Jerry Ochs, C; Ron Meyer, QB; Wayne Rasmussen, HB.

1964: Ed Maras, E; Ron Meyer, QB.

1965: No selections

1966: No selections

1967: Wayne Onken, OT; Darwin Gonnerman, RB; Tom Rockers, DE; Bryan Peeke, LB.

1968: Darwin Gonnerman, RB; Tom Rockers, DE.

1969: Clyde Hagen, TE; Jim Langer, LB.

1970: Chuck Kavanagh, DB.

1971: Jim Heinitz, LB.

1972: Phil Engle, DT.

1973: Les Tuma, RB; Charlie Clarksean, DB.

1974: Lynn Boden, OT; Jerry Lawrence, DT; J.D. Alexander, LB.

1975: Fred Schmidt, C; Ron Christensen, DT; Jere Rambow, DB.

1976: Doug Jackson, CB; Monte Mosiman, TE; Bill Matthews, DT; Gene Ludens, LB.

1977: Monte Mosiman, TE; Bill Matthews, DE; Roberto Parker, DT.

1978: Lionel Macklin, WR; Dave Scheele, OT; Joel Price, OG; Rick Reese, LB.

1979: *1st Team:* Lionel Macklin, WR; Gary Maffett, QB; Chuck Loewen, OT; Dan Dummermuth, FS. *2nd Team:* Mark Kool, OG; Dan Johnson, FB; Jay Eliason, DT; Mike Breske, CB.

1980: *1st Team:* Brian Bunkers, RB; Tony Harris, K; Mark Dunbar, DE; *2nd Team:* Quinten Hofer, DT; Mike Breske, CB.

1981: *1st Team:* Marty Higgins, QB; Quinten Hofer, OT; Dan Dummermuth, FS; *2nd Team:* Tom Olson, LB; Mike Ethier, WR; Brian Bunkers, RB.

1982: *1st Team:* No selections. *2nd Team:* Mike Ethier, WR; Jeff Osmundson, OG; Mike Law, QB; Dave Knowlton, DE.

1985: Mike Busch (offensive back)
 1987: Dan Sonnek (offensive back)
 1988: Ted Wahl (offensive back)
 1992: Doug Miller (defensive back)
 1994: Adam Timmerman (off. lineman)
 2001: Josh Ranek (offensive back)
 2005: Parker Douglass (special teams)
 2006: Parker Douglass (special teams)
 2009: Danny Batten (co-defensive)
 2016: Taryn Christion (offensive)
 2020-21: Mark Gronowski (offensive)

1983: *1st Team:* Mike Ethier, WR; *2nd Team:* Randy Pirner, CB; Mike Reiner, OT.

1984: *1st Team:* Rick Wegher, TB; Rick Sweet, OG; Dennis Thomas, TE; Todd Yackley, DE; *2nd Team:* No selections.

1985: *1st Team:* Mike Busch, QB; Diesch, OT; Jeff Tiefenthaler, WR; Dan Sonnek, TB; Mark *2nd Team:* Dennis Thomas, TE; Bruce Klostermann, LB; Brian Sisley, NG; K.C. Johnson, K.

1986: *1st Team:* Jeff Tiefenthaler, WR; *2nd Team:* Ted Wahl, QB; Dan Sonnek, RB; Brian Sisley, NG; Darrin Thurston, LB; Tom Sieh, SS.

1987: *1st Team:* Dan Sonnek, RB; *2nd Team:* Ted Wahl, QB; Norm Lingle, OT; Dan Ziegler, CB; J.J. Weems, DT.

1988: *1st Team:* Ted Wahl, QB; Dan Duitscher, OG; Darwin Bishop, DT; *2nd Team:* J.D. Berreth, WR; Ted Ortale, NG; Greg Osmundson, LB; Tim Kwapnioski, CB.

1989: *1st Team:* Lance Prouty, OT; Kevin Tetzlaff, NG; *2nd Team:* Tim Hawkins, P; Jamie Grosdidier, RB; Greg Osmundson, LB.

1990: *1st Team:* Tom Bloom, OT; *2nd Team:* Darren Brickman, APB

1991: *1st Team:* Darren Baartman, WR; Shane Bouman, QB; Kevin Tetzlaff, DL; Doug Miller, LB. *2nd Team:* Mike Myers, WR; Paul Wildemann, DL; Dave Peterson, DB.

1992: *1st Team:* Adam Timmerman, OT; Adam Vinatieri, P; Doug Miller, LB; Dave Peterson, DB. *2nd Team:* Mike Myers, WR; Greg Springman, TE; Dan Hoke, DL; Adam Vinatieri, K.

1993: *1st Team:* Adam Timmerman, OT; Jake Hines, TE; Todd McDonald, QB; Jim Remme, DE; Adam Vinatieri, P. *2nd Team:* Collin Breyfogle, OC; Matt Beier, WR; Dean Herrboldt, WR; Dan Nelson, RB; Mark Struck, DB; Mike Jaunich, DB.

1994: *1st Team:* Adam Timmerman, OT; Jake Hines, TE; Jason Aune, DE; Mike Jaunich, DB; Adam Vinatieri, P. *2nd Team:* Jay Bohlinger, OG; Dean Herrboldt, WR; Paul Klinger, RB.

1995: *1st Team:* Brett Beran, APB. *2nd Team:* Lance Wipf, TE; Tim Fogarty, LB.

1996: *1st Team:* Jay Bohlinger, OG; Rusty Lenners, WR; Joel Lensegrav, DB; Tom O'Brien, P. *2nd Team:* Chad Peters, LB.

1997: *1st Team:* Troy Hart, OT; Nate Millerbernd, WR; Jeff Wolgamott, DE; Tom O'Brien, P. *2nd Team:* No selections.

1998: *1st Team:* Steve Heiden, TE; Josh Ranek, RB; Zach Carter, DT; Tom O'Brien, P; Brett Gorden, K. *2nd Team:* Craig Ploetz, OG; Sterne Akin, LB.

1999: *1st Team:* Matt Berry, OC; Josh Ranek, RB; *2nd Team:* Casey Hillman, DB.

2000: *1st Team:* No selections; *2nd Team:* Brock Beran, WR.

2001: *1st Team:* Josh Ranek, RB; *2nd Team:* Nate Scheuer, OG.

2002: *1st Team:* Kevin Brown, KOR; *2nd Team:* Ben Studer, OL; Dan Fieldheim, QB; Scott Nedved, RB; Kevin Brown, DB.

2003: *1st Team:* Josh Davis, WR; Ben Studer, OT; *2nd Team:* Andy Wagstrom, OT; Paul Keizer, TE; Brad Nelson, QB; Joey Abell, DE; Chris Coauette, LB; Rodney Francois, LB.



ALL-GREAT WEST FOOTBALL CONFERENCE

2004: *1st Team:* Anthony Watson, RB; Joey Abell, DL; Chris Coauette, LB; Neal Bainbridge, P; *2nd Team:* Taylor Murray, OL; Paul Keizer, TE; Hank McCall, DB.

2005: *1st Team:* Mitch Erickson, OL; Parker Douglass, K; *2nd Team:* Paul Keizer, OL; Taylor Murray, OL; Josh Davis, WR; Anthony Watson, RB; Cory Koenig, RB; Gabe Koenigsfeld, DL; Billy Ray Kirch, LB; Hank McCall, DB.

2006: *1st Team:* Parker Douglass, K; Mitch Erickson, OL; Chris Wagner, TE; Anthony Watson, RB; *2nd Team:* Jason Bonwell, DL; Preston Crumly, OL; Nick Flesner, OL; JaRon Harris, WR; Micah Johnson, WR; Andy Kardoes, QB; Justin Kubesh, LB; Mitch Pontrelli, DL.

2007: *1st Team:* Danny Batten, DE; Parker Douglass, K; Mitch Erickson, OL; Brock Gentile, DB; Tyler Koch, DB; Cory Koenig, RB; Justin Kubesh, LB; Jimmy Rogers, LB; *2nd Team:* Preston Crumly, OL; JaRon Harris, WR; Chris Johnson, LB; Mitch Pontrelli, DL; Kevin Robling, OL; Eric Schroeder, DL; Chris Wagner, TE.



ALL-MISSOURI VALLEY FOOTBALL CONFERENCE

2008: *1st Team:* Danny Batten, DE; Ryan Berry, QB; JaRon Harris, WR. *2nd Team:* Glen Fox, WR; Kyle Minett, RB; Peter Reifenrath, K; Kevin Robling, OL; Jimmy Rogers, LB; Eric Schroeder, DL.

2009: *1st Team:* Danny Batten, DE; Derek Domino, LB; Ryan McKnight, OL. *2nd Team:* Glen Fox, WR; Conrad Kjerstad, DB; Casey Knips, OL; Kyle Minett, RB; Dean Priddy, P.

2010: *1st Team:* Cole Brodie, DB; Colin Cochart, TE; Derek Domino, LB; Ryan McKnight, OL; Kyle Minett, RB. *2nd Team:* Cole Brodie, RS; Corey Jeske, DB; Dean Priddy, P.

2011: *1st Team:* Jason Schlautman, P. *2nd Team:* Mike Lien, LB; Dale Moss, WR; Winston Wright, DB.

2012: *1st Team:* Ross Shafrath, LB; Bryan Witzmann, OL; Zach Zenner, RB. *2nd Team:* Will Castle, OL; T.J. Lally, LB; Skyler Luxa, DB; Doug Peete, DL.

ALL-TIME AWARD WINNERS



ALL-MVFC (cont.)

2013: *1st Team:* R.C. Kilgore, LB; Jason Schneider, WR; Bryan Witzmann, OL; Winston Wright, DB; Zach Zenner, RB. *2nd Team:* Vince Benedetto, FB/TE; Chase Douglas, DL.

2014: *1st Team:* Trevor Greger, OL; Jake Wieneke, WR; Zach Zenner, RB. *2nd Team:* T.J. Lally, LB; Cole Langer, DL; Jason Schneider, WR; Justin Syrovatka, PK.

2015: *1st Team:* Dallas Goedert, TE; Jake Wieneke, WR. *2nd Team:* Jimmie Forsythe, DB; T.J. Lally, LB; Cole Langer, DL; Jacob Ohnesorge, OL.

2016: *1st Team:* Taryn Christion, QB; Dallas Goedert, TE; Jacob Ohnesorge, OL; Christian Rozeboom, LB; Jake Wieneke, WR. *2nd Team:* Jesse Bobbit, LB; Kane Louscher, FB; Brady Mengarelli, RB; Kellen Soulek, DL.

2017: *1st Team:* Jordan Brown, DB; Dallas Goedert, TE; Jacob Ohnesorge, OL; Christian Rozeboom, LB; Jake Wieneke, WR. *2nd Team:* Taryn Christion, QB; Kane Louscher, FB; Kellen Soulek, DL; Chase Vinatieri, K.

2018: *1st Team:* Jordan Brown, DB; Taryn Christion, QB; Cade Johnson, WR; Tiano Pupungatua, OL; Christian Rozeboom, LB. *2nd Team:* Ryan Earith, DE; Brady Hale, P; Bradey Sorenson, LS.

2019: *1st Team:* Cade Johnson, WR; Christian Rozeboom, LB; Pierre Strong Jr., RB. *2nd Team:* Matt Clark, OL; Ryan Earith, DE; Don Gardner, CB; Luke Sellers, FB.

2020-21: *1st Team:* Logan Backhaus, LB; Don Gardner, CB; Garret Greenfield, OL; Mark Gronowski, QB; Zach Heins, TE; Caleb Sanders, DT; Pierre Strong, Jr., RB. *2nd Team:* Jaxon Janke, WR; Mason McCormick, OL.

2021: *1st Team:* Logan Backhaus, LB; Adam Bock, LB; Tucker Kraft, TE; Pierre Strong, Jr., RB. *2nd Team:* Don Gardner, CB; Wes Genant, OL; Jaxon Janke, WR; Aron Johnson, OL; Mason McCormick, OL; Caleb Sanders, DL; Bradey Sorenson, LS; Reece Winkelman, DE.

2022: *1st Team:* Logan Backhaus, LB; Adam Bock, LB; Tucker Kraft, TE; Pierre Strong, Jr., RB. *2nd Team:* Don Gardner, CB; Wes Genant, OL; Jaxon Janke, WR; Aron Johnson, OL; Mason McCormick, OL; Caleb Sanders, DL; Bradey Sorenson, LS; Reece Winkelman, DE.

2008: Woody Orne, OL
2009: Jon Fick, OL; Thomas O'Brien, QB
2010: Zacharia Bowers, DL
2011: Dale Moss, WR; Jason Schlautman, P; Austin Sumner, QB; Zach Zenner, RB
2012: T.J. Lally, LB; Marshall Peugh, DL
2013: Cole Langer, DL
2014: Trey Carr, DB; Zach Lujan, QB; Jake Wieneke, WR
2015: Taryn Christion, QB

OFFENSIVE PLAYER OF THE WEEK

2008: Kyle Minett (Sept. 27); Ryan Bery (Nov. 8)
2009: Kyle Minett (Sept. 26)
2011: Aaron Rollin (Oct. 8); Dale Moss (Oct. 29); Austin Sumner (Nov. 5)
2012: Austin Sumner (Oct. 27); Zach Zenner (Nov. 8)
2013: Zach Zenner (Sept. 7, Sept. 21); Brandon Hubert (Oct. 26); Austin Sumner (Nov. 23)
2014: Zach Zenner (Sept. 6); Austin Sumner (Nov. 15)
2015: Jake Wieneke (Sept. 5); Zach Lujan (Sept. 26)
2016: Jake Wieneke (Sept. 3); Dallas Goedert (Oct. 1); Taryn Christion (Oct. 8, Oct. 15); Brady Mengarelli (Nov. 12)
2017: Taryn Christion (Oct. 28, Nov. 18)
2018: Cade Johnson (Sept. 8)
2018: Cade Johnson (Sept. 8)
2019: J'Bore Gibbs (Oct. 12)
2020-21: Pierre Strong, Jr. (Feb. 19); Mark Gronowski (Mar. 6)
2021: Pierre Strong, Jr. (Sept. 25, Nov. 6)
2022: Mark Gronowski (Sept. 24, Oct. 22); Isaiah Davis (Oct. 1)

DEFENSIVE PLAYER OF THE WEEK

2009: Derek Domino (Sept. 12); Jake Steffen (Sept. 26); General Parnell (Oct. 10)
2010: Corey Jeske (Oct. 9)
2011: Dirk Kool (Sept. 3); Winston Wright (Nov. 12)

MVFC ALL-NEWCOMER TEAM

2016: Christian Rozeboom, LB; Chase Vinatieri, K; Anthony Washington, DB
2017: Logan Backhaus, LB; Cade Johnson, WR/RS
2018: Krockett Krolikowski, DL; Brandon Snyder, DB; Pierre Strong, Jr., RB
2019: Diamond Evans, DB; J'Bore Gibbs, QB; Michael Griffin II, DB; Quinton Hicks, DL; Jaxon Janke, WR
2020-21: Adam Bock, LB; Isaiah Davis, RB; Mark Gronowski, QB

2021: Chris Oladokun, QB
2022: Jason Freeman, LB; Tucker Large, S/LB; John O'Brian, OL

MVFC FRESHMAN OF THE YEAR

2011: Austin Sumner, QB
2014: Jake Wieneke, WR
2016: Christian Rozeboom, LB
2018: Pierre Strong, Jr., RB
2020-21: Mark Gronowski, QB

MVFC NEWCOMER OF THE YEAR

2020-21: Mark Gronowski, QB

MVFC WEEKLY AWARD WINNERS

2012: T.J. Lally (Sept. 22); Ross Shafraht (Sept. 29)
2013: Dallas Brown (Sept. 14); Winston Wright (Oct. 12)
2015: Nick Farina (Nov. 14); T.J. Lally (Nov. 21)
2016: Kellen Soulek (Oct. 22); Dallas Brown (Nov. 19)
2017: Christian Rozeboom (Oct. 28)
2020-21: Adam Bock (Apr. 17)
2022: Adam Bock (Sept. 3)

SPECIAL TEAMS PLAYER OF THE WEEK

2008: Peter Reifenrath (Nov. 22)
2009: Kyle Harris (Sept. 12, Oct. 24); Dean Priddy (Oct. 10); Tyrel Kool (Nov. 14)
2010: Cole Brodie (Oct. 9); Peter Reifenrath (Oct. 23)
2012: Ethan Sawyer (Sept. 15); Justin Syrovatka (Nov. 3)
2014: Justin Syrovatka (Nov. 22)
2015: Jay Carlson (Oct. 31)
2017: Chase Vinatieri (Sept. 9, Nov. 11)
2018: Brady Hale (Sept. 8, Oct. 13); Chase Vinatieri (Oct. 6)
2019: Jaxon Janke (Sept. 7)
2020-21: Cole Frahm (Mar. 13, Apr. 17)
2022: Hunter Dustman (Oct. 15, Nov. 5)

OFFENSIVE LINEMAN OF THE WEEK

2008: Kevin Robling (Aug. 30, Nov. 1)
2009: Ryan McKnight (Oct. 24)
2012: Will Castle (Sept. 8); Bryan Witzmann (Sept. 22, Oct. 27)

2014: Dylan Seiter (Sept. 6); Andrew Mueller (Nov. 8)
2015: Dylan Seiter (Sept. 26)
2016: Tiano Pupungatua (Oct. 8)
2017: Jacob Ohnesorge (Sept. 16, Oct. 7)
2018: Edward Miller (Sept. 15); Evan Greeneway (Nov. 3)
2019: Aron Johnson (Aug. 29)
2020-21: Garret Greenfield (Mar. 6, Mar. 20)
2021: Garret Greenfield (Sept. 25); Aron Johnson (Nov. 6)
2022: Mason McCormick (Oct. 1)

NEWCOMER OF THE WEEK

2011: Dale Moss (Sept. 17); Austin Sumner (Oct. 8, Oct. 29)
2012: T.J. Lally (Sept. 15, Sept. 22, Oct. 27, Nov. 3)
2013: Dallas Brown (Sept. 14)
2014: Jake Wieneke (Oct. 11, Nov. 15)
2015: Taryn Christion (Oct. 10, Oct. 17)
2016: Christian Rozeboom (Oct. 1, Oct. 15)
2017: Skyler Cavanaugh (Oct. 7); Cade Johnson (Oct. 21, Nov. 18)
2018: Pierre Strong, Jr. (Nov. 10, Nov. 17)
2019: J'Bore Gibbs (Oct. 12); Keaton Heide (Nov. 16)
2020-21: Mark Gronowski (Feb. 19, Apr. 17); Isaiah Davis (Mar. 20)
2021: Chris Oladokun (Sept. 3)

ACADEMIC ALL-AMERICANS

1974: Bob Gissler (2)
Dan Somsen (2)
1975: Bill Matthews (1)
Bob Gissler (2)
1977: Bill Matthews (1)
1978: Paul Kippley (2)
1979: Tony Harris (1)
Paul Kippley (1)
1980: Paul Kippley (2)
1987: Dan Sonnek (1)
1991: Kevin Tetzlaff (2)
1994: Jake Hines (2)
Adam Vinatieri (2)
2001: Josh Ranek (2)
2005: Mitch Klein (2)
2006: Parker Douglass (2)
Cory Koenig (1)

2007: Parker Douglass (2)
Cory Koenig (1)
2008: Kyle Minett (1)
Kevin Robling (2)
2009: Kyle Minett (1)
Conrad Kjerstad (2)
2010: Kyle Minett (1)
Tyler Duffy (2)
2012: Zach Zenner (2)
2013: Jason Schneider (1)
Zach Zenner (1)
2014: Nick Purcell (1)
Jason Schneider (1)
*Zach Zenner (1)
2015: Shayne Gottlob (2)
Nick Mears (1)
Jake Wieneke (2)

2016: Nick Mears (1)
Jake Wieneke (1)
2017: Dalton Cox (2)
Wes Genant (2)
2018: Dalton Cox (1)
Wes Genant (1)
2020-21: Wes Genant (1)
Logan Backhaus (3)
2021: Wes Genant (1)
Reece Winkelman (1)
2022: Reece Winkelman (2)

Note: Number in parentheses indicates first or second team

* Selected as Academic All-America Team Member of the Year for Division I football

ALL-TIME AWARD WINNERS

ACADEMIC ALL-NCC

1974:	Dan Somsen, OL Bill Mast, QB Bob Gissler, DL Doug Wertish, DB	1994:	Jake Hines, TE Adam Timmerman, OL Brent Rohlf, LB Adam Vinatieri, K Mark Struck, DB
1975:	Dan Somsen, OL Corwyn Mosiman, OL Abe Chadderdon, WR Greg Hart, RB Bill Mast, QB Bob Gissler, DL Bill Matthews, DL	1995:	Rusty Lenners, WR Tim Fogarty, LB Scott Sievers, RB Mark Struck, DB Brett Gorden, K
1976:	Brad Seely, OL Bill Matthews, DL	1996:	Matt Beier, WR Chad Peters, LB Brett Gorden, K
1977:	Brad Seely, OL Bill Matthews, DL	1997:	Sterne Akin, LB Brett Gorden, K Brad Peterson, DT
1978:	Brad Alfred, OL Paul Kippley, DB	1998:	Brett Gorden, K Steve Heiden, OL Lee Munger, DL Sterne Akin, LB Vic Sosa, DB Corey Wulf, LB
1979:	Jeff Eitrem, OL Chuck Loewen, OL Tony Harris, K Mike McKnight, DL Paul Kippley, DB	1999:	Brad Beck, OL Greg Niederauer, WR Josh Ranek, RB
1980:	Ron Schneider, RB Tony Harris, K Doug Decker, DL	2000:	Brad Beck, OL Brock Beran, WR Chris Paul, TE Josh Ranek, RB
1982:	Mike Law, QB Dave Fremark, LB	2001:	Josh Ranek, RB
1983:	Mark Diesch, OL Mike Law, QB Dave Fremark, LB	2002:	Ben Fast, OL Scott Nedved, RB
1985:	Mark Diesch, OL Jeff Mounts, OC Dennis Thomas, TE Dan Sonnek, RB Matt Stanley, LB	2003:	Chris Coauette, LB Scott Connot, DB Brian Janecek, WR
1986:	Dan Sonnek, RB Jeff Tiefenthaler, WR Greg Schmidt, DB K.C. Johnson, K	Note: No selections in 1981 or 1984	
1987:	Dan Sonnek, RB Greg Schmidt, DB Mike Temme, OL Dan Duitscher, OL	ACADEMIC ALL-GWFC	
1988:	Dan Duitscher, OL Mike Temme, OL Kevin Tetzlaff, DL	2004:	Travis Ahrens, DL Scott Breyfogle, DB Chris Coauette, LB Jeff Davis, OL Brian Janecek, WR Marty Kranz, LB Mitch Klein, DB Hank McCall, DB Greg Peitz, TE John Perry, DB
1989:	Mike Temme, OL Jamie Grosdidier, RB Kevin Tetzlaff, DL Greg Osmundson, LB Ken Tiefenthaler, DB	2005:	Paul Aanonson, WR/KR Matt Anderson, TE Ryan Berry, QB Scott Breyfogle, DB Parker Douglass, K Dan Dykhouse, TE Mitch Erickson, OL Andrew Hoogeveen, LB Mitch Klein, DB Cory Koenig, RB Marty Kranz, LB John Perry, DB Mitch Pontrelli, DL
1990:	Tom Haensel, DB Kelly McDermott, OC Jamie Grosdidier, RB Ken Tiefenthaler, DB	2006:	Matt Anderson, TE Steven Bazata, DL Scott Breyfogle, DB Parker Douglass, K Mitch Erickson, OL Andrew Hoogeveen, LB Chris Johnson, LB
1991:	Kevin Tetzlaff, DL Jamie Grosdidier, RB Tim Burns, TE Darren Baartman, WR Jim Remme, OL Doug Miller, LB Scott Lewis, DB	2006:	Casey Knips, OL Cory Koenig, RB Marty Kranz, LB
1992:	Doug Miller, LB Jim Remme, DL Tim Burns, TE Adam Timmerman, OT Chad Masters, LS	2006:	Mark Oelkers, OL Mitch Pontrelli, DL Kevin Robling, OL
1993:	Jake Hines, TE Adam Timmerman, OL		
1993:	Brent Rohlf, LB Jim Remme, DL Adam Vinatieri, K		

2007:	Paul Aanonson, KR Matt Anderson, TE Ryan Berry, QB Derek Domino, LB Parker Douglass, K Mitch Erickson, OL Nick Flesner, OL Andrew Hoogeveen, DB Chris Johnson, LB Conrad Kjerstad, DB Casey Knips, OL Cory Koenig, RB Kyle Minett, RB Dean Priddy, P Kevin Robling, OL Jimmy Rogers, LB
-------	--

ACADEMIC ALL-MVFC

2008:	Ryan Berry, QB (1) Tyler Duffy, RB (1) Conrad Kjerstad, DB (2) Kyle Minett, RB (1) Kevin Robling, OL (1)
2009:	Tyler Duffy, RB (1) Chris Johnson, LB (2) Conrad Kjerstad, DB (1) Kyle Minett, RB (1)
2010:	Zach Buchner, OL (2) Derek Domino, LB (1) Tyler Duffy, RB (1) Matt Hylland, WR (2) Brad Iverson, WR (2) Kyle Minett, RB (1) Alex Olinger, OL (2) Dean Priddy, P (2)
2011:	Bo Helm, DB (2) Brandon Hubert, WR (2) Brad Iverson, TE (1) Alex Olinger, OL (2) Taylor Suess, OL (2)
2012:	Seth Daughters, TE (2) Brandon Hubert, WR (2) Tyrel Kool, WR (2) Alex Olinger, OL (1) Nick Purcell, OL (2) Jason Schneider, WR (2) Ross Shafraath, LB (2) Taylor Suess, OL (1) Zach Zenner, RB (1)
2013:	Brandon Hubert, WR (2) Jason Schneider, WR (1) Taylor Suess, OL (1) Zach Zenner, RB (1)
2014:	Cole Langer, DL (2) Nick Mears, DB (2) Nick Purcell, OL (2) Jason Schneider, WR (1) Zach Zenner, WR (1)
2015:	Jesse Bobbit, LB (2) Shayne Gottlob, DL (1) Cole Langer, DL (2) Nick Mears, DB (1) Jake Wieneke, WR (1)
2016:	Jesse Bobbit, LB (2) Taryn Christian, QB (1) Shayne Gottlob, DL (2) Kane Louscher, FB (2) Nick Mears, DB (1) Brady Mengarelli, RB (2) Jake Wieneke, WR (1)
2017:	Taryn Christian (1) Dalton Cox (1) Wes Genant (1) Caleb Lang (2) Kane Louscher (2) Brady Mengarelli (1) Jake Wieneke (1)

2018:	Taryn Christian (1) Dalton Cox (1) Wes Genant (1) Evan Greeneway (1)
2019:	Logan Backhaus (2) Evan Greeneway (1) Kallan Hart (2) Christian Rozeboom (2) Preston Tetzlaff (2) Reece Winkelman (2)
2020-21:	Logan Backhaus (1) Wes Genant (1) Aron Johnson (2) Preston Tetzlaff (1)
2021:	Logan Backhaus (1) Adam Bock (1) Wes Genant (1) Aron Johnson (2) Reece Winkelman (2)
2022:	Canyon Bauer (2) Adam Bock (1) Mark Gronowski (1) Jaxon Janke (2) Reece Winkelman (1)

Note: Number in parentheses indicates first or second team

NCAA POSTGRADUATE SCHOLARSHIP RECIPIENTS

1980:	Chuck Loewen
1981:	Paul Kippley
1988:	Dan Sonnek
1995:	Jake Hines
2001:	Josh Ranek
2003:	Scott Connot
2008:	Ryan Berry, Kevin Robling
2014:	Ethan Sawyer, Jason Schneider, Zach Zenner
2018:	Dalton Cox
2021:	Wes Genant

FCS ADA POSTGRADUATE SCHOLARSHIP

2007:	Cory Koenig
2008:	Ryan Berry
2014:	Zach Zenner
2018:	Taryn Christian
2020-21:	Preston Tetzlaff

Sixty-one football players have been honored with All-America accolades during their playing days at South Dakota State. Following is a complete listing of these Jackrabbit All-Americans:

• FRANK KELLEY, halfback // 1926

Kelley was the spark plug who ignited the Jackrabbits to an undefeated season in 1926.

The team's leading rusher, Kelley also gained nationwide attention for his drop kicks, particularly in games against St. Louis University and Hawaii, where his toe accounted for the winning points. He also posed a threat passing, and during the season either ran, passed or kicked for all of the Jackrabbits' points in North Central Conference play.

A Tyndall native, Kelley earned eight letters as a Jackrabbit, starting in both football and basketball, while also running on the track team. He broke two world records in 1925, running the 45-yard low hurdles in 5.8 seconds and the 50-yard high hurdles in 6.3 seconds.

Following graduation, he played in 17 games for the champion New York Giants.

• WEERT ENGLEMAN, halfback // 1929

Called the "Flying Dutchman of Miller", Englemann broke up several tight games with explosive bolts through the line. An all-conference choice in both 1928 and 1929, he led the Jackrabbits in both rushing and scoring.

Englemann also excelled in track and field, winning a record 12 individual North Central Conference titles. He also became the first South Dakotan to win an event at the Drake Relays, capturing the top spot in the triple jump in 1929 before winning the discus in 1930.

Englemann went on to star on the defensive side of the ball for the Green Bay Packers from 1930-33.

• AL ARNDT, guard // 1934

A two-way player, Arndt starred at offensive guard and defensive tackle for the Jackrabbits. A mainstay in the line for three seasons, he led the team in tackles as a senior and was twice named all-North Central Conference.

Also a starter in basketball, Arndt went on to play professional football for the Pittsburgh Steelers and Boston Redskins.

• PAUL "WHITEY" MILLER, halfback // 1935

One of SDSU's most explosive runners, Miller led the Jacks to an upset victory over Wisconsin, when he scored on a 75-yard interception return.

During his senior year, he ran or passed for 11 of SDSU's 17 touchdowns, including two 70-yard runs. He played three seasons (1936-38) with the Green Bay Packers.

• HERB BARTLING, quarterback // 1950

Bartling spearheaded one of the most talented backfields in SDSU history, leading the Jackrabbits to an undefeated season in 1950 as he earned North Central Conference Most Valuable Player honors.

He also was a two-time all-NCC performer in basketball.

• HERB BACKLUND, center // 1954

Backlund didn't play center until his senior season, but proved to be a powerful downfield blocker and excellent pass blocker for quarterback Jerry Welch, who joined him on the All-America team that season.

• JERRY WELCH, quarterback // 1954

Welch stepped in at quarterback after a season-opening loss to Iowa State and guided the Jackrabbits to a 7-1 record the rest of the way.

A triple threat at running, passing and kicking, his nine touchdowns in 1954 included a 91-yard run from scrimmage and a 77-yard punt return. Many of his punt return records stood for more than 40 years.

Welch went on to play in the Canadian Football League with the Calgary Stampeders.

• LEN SPANJERS, guard // 1957

A three-time all-North Central Conference selection, Spanjers paced the 1957 Jackrabbit squad to the league crown.

Playing both offense and defense, the Milbank native was named the NCC's Most Valuable Player. Co-captain as a senior, he was also the team's punter. In 1955, he was the only sophomore named to the all-conference squad.

• JOE THORNE, fullback // 1961

Called "the best all-around player in the history of football at SDSU" by coach Ralph Ginn, Thorne paced the 1961 Jackrabbits to the North Central Conference title and an 8-2 season.

He tallied 958 rushing yards (5.5 ypc) his senior year, despite carrying the ball only twice in the fourth quarter all season. A two-time all-NCC selection, he piled up more than 2,000 career rushing yards and also played defensive back.

Thorne was drafted by the Green Bay Packers, but passed up the opportunity to play professionally. He died in 1965 while serving as a helicopter pilot in Vietnam.

• MIKE STERNER, guard // 1961

Mike Sterner teamed with his twin brother, John, to give SDSU opponents a dose of double trouble during a conference championship season in 1961, earning first-team all-NCC honors.

Sterner went on to a successful career as a wrestling coach at Southwest Minnesota State University and is a member of the NAIA Wrestling Hall of Fame.

• ROGER EISCHENS, end // 1962

A two-sport star, Eischens was also an All-America wrestler for the Jacks.

Named to the all-North Central Conference grid team twice, the Canby, Minnesota, native was the first SDSU player to gain more than 1,000 yards receiving for his career, tallying 1,094 yards on 65 receptions.

Also a defensive standout, his 85-yard interception return against Toledo (Ohio) in 1962, stood as the longest in program history for 45 years.

• JOHN STONE, linebacker/kicker // 1962

A native of Hendricks, Minnesota, Stone was named All-America after leading the nation in field goal kicking. Stone kicked nine field goals and 24 extra points for 51 points that season, his first as a kicker.

Stone also led the team in interceptions in 1962 and was one of the team's leading tacklers.

• WAYNE RASMUSSEN, halfback // 1963

The 1963 College Athlete of the Year in South Dakota, Rasmussen was all-North Central Conference in three sports: football, basketball and baseball.

The league's Most Valuable Back, Rasmussen rushed for 874 yards and caught 29 passes for 463 yards in leading the Jackrabbits to an unbeaten record in NCC play and a 9-1 overall record. He also was the team's leading kickoff and punt returner, and intercepted seven passes.

Following his career at SDSU, Rasmussen played 10 seasons with the Detroit Lions.

• DARWIN GONNERMAN, fullback // 1967 and 1968

The Adrian, Minnesota, powerhouse became SDSU's first two-time All-American when he put together back-to-back 1,000-yard seasons and became the school's career rushing leader.

A classic all-purpose player, Gonnerman set 13 school records, including the longest punt return in school history, 95 yards against North Dakota State, a record that still stands today.

Also a standout kicker, Gonnerman played two seasons with the Ottawa Roughriders in the Canadian Football League. In 1969, he was voted South Dakota College Football Player of the Decade.

• LYNN BODEN, guard // 1974

Boden had the distinction of being the only North Central Conference player ever picked in the first round of the National Football League Draft, when he was selected by the Detroit Lions in 1975.

The NCC's Most Valuable Offensive Lineman as a senior, the Osceola, Nebraska, native was a Kodak first-team All-American in 1974.

ALL-AMERICANS

• BILL MATTHEWS, defensive end // 1977

Matthews came from a nine-man football program at Wessington to star three years for the Jacks — not only as a player, but as a student.

By the time he left SDSU, he had: earned first-team Academic All-America honors twice (1975, 1977); earned first-team Associated Press Little All-America recognition (1977); been named North Central Conference Most Valuable Defensive Lineman (1977), and was named to the all-NCC team twice (1976, 1977).

Matthews started at defensive tackle for two seasons before moving to defensive end as a senior. He was selected in the fifth round of the NFL Draft by the New England Patriots. He also played professionally for the New York Giants and the United States Football League's Denver Gold.

• CHUCK LOEWEN, offensive tackle // 1979

Loewen was a first-team Kodak All-American after helping lead the Jackrabbits to the 1979 NCAA Division II playoffs. He also earned third-team All-America honors from the Associated Press.

A first-team all-North Central Conference performer both as a player and academically, Loewen was awarded an NCAA Postgraduate Scholarship. He was drafted in the seventh round by the San Diego Chargers in 1980 and played five seasons in the NFL.

• RICK WEGHER, running back // 1984

Wegher put together a career year during his senior season, finishing second in the nation in rushing (119.7 ypg) and fourth in scoring.

He also put his name in the NCAA record book twice. The first came when Wegher and Wyoming's Kevin Lowe co-authored an NCAA record for most yards gained by two opposing backs with 533 (Wegher tallied 231). He also finished his career with an all-divisions NCAA-record 107 kickoff returns.

Wegher, who became the first player to rush for more than 1,000 yards in an NCC season, later signed with Calgary of the CFL.

• DENNIS THOMAS, tight end // 1985

A three-year starter from Parkston, Thomas set a then-SDSU record for career pass receptions with 123. A two-time all-North Central Conference selection, Thomas caught at least one pass in 29 consecutive games, tallying 1,441 career receiving yards.

He was signed as a free agent by the Denver Broncos in 1986, then by Cincinnati in 1987.

• JEFF TIEFENTHALER, wide receiver // 1985 and 1986

Tiefenthaler gained national attention when he set an NCAA record by catching at least one touchdown pass in 14 consecutive games. He added another national mark by catching at least one touchdown in 25 different games in his career.

The Armour native set nine school records and also set seven North Central Conference records as his career totals included 173 receptions for 3,621 yards and 32 touchdowns. He was a consensus All-America pick in 1986 and was one of three finalists for the Harlon Hill Award as the Division II Player of the Year. He also became the first SDSU player ever selected to play in the Senior Bowl.

• DAN SONNEK, tailback // 1987

Sonnek came to SDSU as a walk-on, but ended his career by earning second-team Little All-America recognition from the Associated Press and first-team NCAA Division II All-America honors from *The Football News*.

The Easton, Minnesota, native set school records for rushing in a game (268), season (1,518) and career (3,304). He led Division II in rushing as a sophomore and was the North Central Conference Most Valuable Back in 1987, after setting the league's career rushing mark.

In addition, Sonnek was a first-team Academic All-America selection and also was a recipient of an NCAA Postgraduate Scholarship.

• KEVIN TETZLAFF, nose guard // 1991

Tetzlaff became the second member of his family to earn All-America honors for the Jacks, following older brother, Mark, who was an All-American on the 1984-85 basketball team which finished runner-up in NCAA Division II.

A Hayti native, Tetzlaff earned first-team Little All-America honors from The Associated Press and the *Football Gazette*. He also earned GTE Academic All-America honors.

He later was named the winner of the Stan Marshall Award as the top male scholar-athlete in the North Central Conference for 1991-92.

After missing the entire 1990 season because of an injury, was selected to play in the Kelly Tire Blue-Gray All-Star Game following the 1991 season.

Tetzlaff earned all-NCC honors in 1989 and 1991, and was a three-time academic all-conference performer (1988, 1989, 1991).



• DOUG MILLER, linebacker // 1991 and 1992


Miller was a consensus All-American as a senior (Kodak, The Associated Press, *Football Gazette*, C.M. Frank). He played in the Kelly Tire Blue-Gray All-Star Game, and was a seventh-round draft pick of the San Diego Chargers.

He earned all-conference honors as a junior and senior, and was named Most Valuable Defensive Lineman in the NCC as a senior.

As a junior, Miller led the Jacks in tackles (114 in 10 games) and earned first-team NCAA Division II All-America honors from the *Football Gazette* and third-team Little All-America by The Associated Press.

Miller also earned academic all-conference honors twice, and was a member of the GTE-CoSIDA Academic All-District team as a senior.

A Sturgis native, Miller was killed on July 21, 1998, when struck by lightning while camping in Colorado.



• ADAM TIMMERMAN, offensive tackle // 1993 and 1994

Timmerman was a consensus All-American in 1993 and 1994, earning first-team All-America honors on all five recognized teams (The Associated Press, Football Coaches Association, *Football Gazette*, CoSIDA Division II and C.M. Frank) in 1994.

He earned the Jim Langer Trophy as the NCAA Division II Offensive Lineman of the Year in 1994. He also was the Most Valuable Offensive Lineman in the NCC, and was named Most Valuable Offensive Lineman in the 1995 Snow Bowl.

Timmerman was a seventh-round draft pick of the Green Bay Packers and started in two Super Bowls. In 1999, he signed with the St. Louis Rams and played in two more Super Bowls, as well as the Pro Bowl.

A native of Cherokee, Iowa, Timmerman played his way into the starting lineup in 1990, then missed the 1991 season because of a broken ankle. He earned first-team all-North Central Conference honors in 1992, 1993 and 1994.

In 1993, he was a first-team All-America selection on the C.M. Frank and CoSIDA/NCAA Division II teams, and was second team on The Associated Press Little All-America and *Football Gazette* teams.

Timmerman was also a two-time first-team academic all-NCC selection and was named to the GTE-CoSIDA Academic All-District VII Team.



ALL-AMERICANS

• JAKE HINES, tight end // 1994

Hines earned All-America honors both as a player (first-team CoSIDA and *Football Gazette*) and academically (GTE-CoSIDA second-team Academic All-America).

He was also SDSU's North Central Conference Honor Athlete for 1994-95 (top senior athletically and academically) and was one of three players from NCAA Division II football to earn an NCAA Postgraduate Scholarship, after compiling a 3.78 grade-point average in HPER. He completed his master's degree at Delta State (Miss.).


Hines lettered as a first-year freshman in 1991 after graduating from Harmony High School in Minnesota. He played in all 42 SDSU games during his career, finishing with 86 career receptions, seven for touchdowns, and 1,081 yards, making him the second tight end in SDSU to reach 1,000 yards receiving.



• ADAM VINATIERI, punter // 1994

The hero of two Super Bowl victories for the New England Patriots, Vinatieri led the North Central Conference in punting three straight years and left SDSU holding just about every school record for punting and place-kicking.

He was a first-team selection on two All-America teams in 1994, CoSIDA and *Football Gazette*. He set the single-season record for punting average at 43.5 yards per attempt in 1994, set the SDSU mark for the longest field goal at 51 yards (accomplished twice) and held the SDSU record for most points scored by a placekicker, at 195. He also set SDSU records for most career PATs, 104, and most career field goals, 27.



Vinatieri was a first-team all-NCC selection as a punter three straight years (1992-93-94) and earned second-team all-NCC honors as a placekicker in 1992. He was also a two-time first-team academic all-NCC selection, earning first-team all-district and second-team GTE-CoSIDA Academic All-America honors as a senior.

A graduate of Rapid City Central High School, Vinatieri embarked on his professional career with Amsterdam in the World League of American Football (now NFL Europe), before going on to a record-setting career with the New England Patriots and Indianapolis Colts.

• TOM O'BRIEN, punter // 1996, 1997 and 1998

O'Brien inherited the SDSU punting duties from All-American Adam Vinatieri and promptly broke the SDSU single-season record by averaging 44.5 yards for 60 punts his sophomore season in 1996.

He led the nation (NCAA Division II) in punting in 1996, then improved his average, to 44.8, in 1997, but finished second in the nation.

O'Brien, who also handled kickoff duties for the Jackrabbits, earned first-team All-America honors on five different teams in 1996: The Associated Press, the American Football Coaches Association, CoSIDA, *Football Gazette*, and *Football Quarterly*.

The Chaska, Minnesota, native was selected to the AP and *Football Gazette* All-America teams in 1997, and was a third-team honoree by *Football Gazette* in 1998.



• BRETT GORDEN, kicker // 1998


Gorden earned third-team All-America honors from the *Football Gazette* in 1998.

A native of Winona, Minnesota, Gorden was SDSU's first four-time academic all-conference selection in football and was a second-team GTE academic

all-district selection as a senior. He also was a Burger King scholar-athlete and SDSU's NCC Honor Athlete, as the top senior male student-athlete.

He earned first-team all-conference honors as a senior, as well as second-team Daktronics all-region recognition.

Gorden was SDSU's kicker for all 43 games during his career and broke several SDSU records previously held by NFL kicker Adam Vinatieri. Gorden scored 214 points kicking, including school records for most field goals, 36 (Vinatieri had 27), and most PATs, 106 (of 111). He also held the SDSU record for longest field goal, 52 yards against St. Cloud State in 1997 (since broken), and made 11 consecutive field goals in one stretch. He also had a string of 28 consecutive PATs.



• STEVE HEIDEN, tight end // 1998

Heiden was on the third team of the *Football Gazette* Division II All-America team in 1998, and was later a third-round draft pick of the San Diego Chargers.

A native of Rushford, Minnesota, Heiden led SDSU in receiving two straight years, finishing his career with 112 catches for 1,499 yards. He earned first team all-North Central Conference honors in 1998, after being an honorable mention selection in both 1996 and 1997.

Heiden closed out his collegiate career by playing in the 1999 Snow Bowl (Division II all-star game).

After played in San Diego for four seasons before being traded to Cleveland, where he played from 2003-09. He is currently an assistant coach with the Arizona Cardinals.



• JOSH RANEK, running back // 1998, 1999 and 2001

A consensus All-American in both 1999 and 2001, Ranek sandwiched those seasons around an injury-plagued 2000.

And in 2001 he was one of three finalists for the Harlon Hill Trophy as the Division II Player of the Year.

He was also a three-time academic all-North Central Conference selection, and was on the Verizon Academic All-America team in 2001.

A Tyndall native and graduate of Bon Homme High School, Ranek left SDSU as the school's career rushing leader but also for the North Central Conference. He just missed the NCAA Division II career rushing mark, finishing with 6,794 yards, including 5,257 yards in NCC games.


He led the NCC in rushing each of his three All-America seasons, and also set the NCC single-season scoring record with 132 points in 1999. Ranek rushed for more than 200 yards 13 times in his career, and was NCC Player of the Week 12 times. For 44 games, he averaged 154.4 yards per game rushing.

Ranek redshirted in 1996, then was slated to start in 1997 but an early season injury ended the season. He was granted injury hardship status, making him a third-year freshman in 1998.

He set a then-SDSU single-game record with 291 yards versus St. Cloud State in 1999.

Also in 1999, as a sophomore, Ranek became the SDSU career leader in rushing and scoring, earned first-team All-America (Daktronics, *Football Gazette*) and finished fourth overall in the voting for the Harlon Hill Award.

After a tryout with the Dallas Cowboys, he signed with the Ottawa Renegades of the Canadian Football League, where he started as a rookie.



ALL-AMERICANS

• MATT BERRY, center // 1999

With an All-America running back putting up record-setting numbers, there had to be someone getting the job done up front. That's where center Matt Berry fit in.

Berry started three straight seasons, 1997-99, earning honorable mention all-North Central Conference as a junior. As a senior, in 1999, the Spearfish native finished his career by being named first-team all-conference and earning recognition on the Daktronics, *Football Gazette*, and Associated Press Little All-America teams.

With Berry leading the way, the Jackrabbits averaged 229.4 yards rushing per game during the 1999 season.



• SCOTT CONNOT, safety // 2003

Connot earned first-team all-North Central Conference and second-team All-America honors from *Football Gazette* during his senior season in 2003. He also was an academic All-American and received an NCAA Postgraduate Scholarship.

A native of Spencer, Nebraska, Connot played in 34 games at SDSU, starting all 11 as a senior, when he led the team in tackles with 94. He finished his collegiate career with 234 tackles (142 solos), eight interceptions, 19 passes defended, seven forced fumbles and six fumble recoveries.

After signing with Kansas City as a free agent, he played in two games in 2004, then was assigned by the Chiefs to NFL Europe, where he earned all-league honors for the champion Amsterdam Admirals during the summer of 2005.




• CHRIS COAUETTE, linebacker // 2004

Coauette became the first Jackrabbit to earn All-America recognition at the NCAA Division I-AA level, when he received second-team honors from *Football Gazette* during SDSU's inaugural season in I-AA.

A first-team all-Great West Football Conference selection, Coauette led the Jacks in tackles, recording 60 solos and 55 assists for 115 total. Ten of his tackles were for losses including 3.5 sacks. He also led the team with five pass interceptions, had one fumble recovery and one blocked kick.

In addition, the Crookston, Minnesota, native earned academic all-GWFC and was league defensive player of the week following SDSU's season-ending victory at Northern Colorado.

A four-year letterman, Coauette played in 38 games during his career and had 313 career tackles (185 solo), including 25.5 for loss, with 10 career interceptions.



• PARKER DOUGLASS, kicker // 2005

Douglass rewrote the Jackrabbit record book for place-kicking during his sophomore season in 2005, en route to earning third-team All-America honors from The Sports Network and *Football Gazette*.

A native of Columbus, Nebraska, Douglass set an SDSU single-season record for a kicker with 99 points. His 19 field goals made in 26 attempts also set Jackrabbit single-season marks, and his average of 1.9 field goals per game would have led Division I-AA if the Jackrabbits had been eligible for postseason consideration.

Honored as the Great West Football Conference Special Teams Player of the Year, Douglass



extended his school-record streak of 52 consecutive PATs come to an end during the 2005 season.

However, he did establish other Jackrabbit records with a 54-yard field goal and nine PATs in one game, against Valparaiso (Ind.).


In all, Douglass set 19 single-game, single-season and career records during his four-year career from 2004-07, including most career field goals (62) and points by a kicker (321).

• MITCH ERICKSON, offensive lineman // 2006 and 2007

The anchor of the Jackrabbit offensive line, Mitch Erickson earned a spot on The Associated Press Division I-AA All-America Third Team in 2006.

During his senior season, Erickson was nearly a consensus All-American, earning first-team honors from the American Football Coaches Association, The Associated Press, College Sporting News and College Sports Report.com. He also was an honorable mention pick by the Sports Network after helping lead the Jackrabbits to the Great West Football Conference title — the program's first league title in 44 years.

Erickson, who started every game in his SDSU career, split time between guard and tackle, earning all-GWFC honors three consecutive years (2005, 2006, 2007).



• TYLER KOCH, cornerback // 2007

Koch was a third-team All-America selection by both The Associated Press and Sports Network during a stellar senior season.

A native of White Lake, Koch led the team and Great West Football Conference with seven interceptions, three of which he returned for touchdowns. His 99-yard interception return for touchdown Nov. 10 against Southern Utah set an SDSU record for the longest interception return in school history.

A two-time GWFC Defensive Player of the Week, Koch recorded three interceptions in a game at Central Arkansas. He ranked seventh on the team with 64 tackles in earning first-team all-GWFC honors.




• DANNY BATTEN, defensive end // 2009

Batten was nearly a consensus All-American, earning first-team honors from The Sports Network and Walter Camp Football Foundation and second-team recognition from the Associated Press.

During his senior season, Batten led the team with nine sacks and 17 tackles for loss, while ranking second on the squad with 85 total tackles. The co-Missouri Valley Football Conference Defensive Player of the Year, the Gilbert, Arizona, native added a forced fumble and pass breakup.

Batten also finished third in the balloting for the Buck Buchanan Award, which is presented to the top defensive player in the Football Championship Subdivision. He was selected in the sixth round of the 2010 NFL Draft by the Buffalo Bills.



• **KYLE MINETT, running back // 2009 and 2010**

Minett became the first Jackrabbit running back to earn All-America honors at the Division I level, receiving third-team recognition from the Associated Press following the 2009 season and third-team honors from both the AP and Sports Network during his senior season in 2010.

A native of Ruthton, Minnesota, Minett became the first SDSU rusher to turn in three consecutive 1,000-yard seasons.

In 2009, Minett posted his second straight 1,000-yard season, tallying 1,304 yards and 16 touchdowns while averaging 4.8 yards per carry. Minett ranked fifth in the Football Championship Subdivision with an average of 108.7 yards per game, topping the 100-yard mark in seven of 12 games.

During his senior season in 2010, Minett recorded eight consecutive 100-yard games as he again crossed the 1,000-yard mark with 1,208 yards and 12 touchdowns. He

remained on the ballot throughout the season for the Walter Payton Award as the top offensive player in the Football Championship Subdivision, finishing 18th.

For his career, Minett finished second on the all-time Jackrabbit rushing charts with 4,277 yards and scored 47 rushing touchdowns. He added 107 career receptions for 912 yards and seven scores.




• **RYAN MCKNIGHT, center // 2010**

McKnight was nearly a consensus All-America selection during his senior season, receiving honors on five different honor squads.

A Sioux Falls native, McKnight anchored a relatively inexperienced Jackrabbit offensive line that allowed only six sacks all season while averaging 344 yards of total offense per game. He started nine games at center and two at left guard.

McKnight received first-team recognition from the Walter Camp Football Foundation, along with second-team honors from the Associated Press, Phil Steele Publications and Sports Network. He rounded out his postseason accolades by being named to the College Sporting News Sweet 63 FCS All-America Team, which is comprised of players regardless of position.



• **BRYAN WITZMANN, offensive tackle // 2012 and 2013**

Witzmann earned All-America honors in both 2012 and 2013 in helping lead the Jackrabbits to back-to-back berths in the FCS playoffs.

He received a pair of All-America honors after the 2012 campaign, earning first-team accolades from the Sports Network and second-team honors from the Associated Press. In 2013, Witzmann repeated on both the Sports Network and AP All-America teams, while also being honored on the College Sporting News FCS Fabulous Fifty.

A native of Houlton, Wisconsin, Witzmann anchored a Jackrabbit offensive line that paved the way for running back Zach Zenner to gain 2,000 yards in consecutive seasons, including leading the FCS ranks in rushing in 2012.

Witzmann started all 49 of the Jackrabbits' games at left tackle during his four-year career. He was selected to play in the College All Star Bowl after his senior season.



• **ZACH ZENNER, running back // 2012, 2013 and 2014**

Zenner burst on to the national scene in 2012, leading the Football Championship Subdivision in both total rushing yards (2,044) and average rushing yards per game (157.2). A year later, he became only the second running back in FCS history to post two 2,000-yard seasons, gaining 2,015 yards to rank third with an average of 143.9 yards per game. He capped his career in 2014 with his third consecutive 2,000-yard season to become the first Division I football player ever to accomplish the feat.

In 2012, Zenner was a consensus All-American, including earning first-team All-America honors from the American Football Coaches Association, Sports Network and Walter Camp Football Foundation. He moved up to the Associated Press All-America First Team in 2013, while repeating on AFCA, Sports Network, Walter Camp Football Foundation and College Sporting News FCS Fabulous Fifty.

Zenner was again a consensus All-America selection during his senior season in 2014 after gaining 2,019 yards and scoring 22 touchdowns on the ground in helping lead the Jackrabbits to their third consecutive FCS playoff berth. He was included on six different All-America teams.

He also finished in the top seven in the balloting for the Walter Payton Award three times.

During the 2012 season, Zenner topped 200 yards three times, including a school-record 295 yards in the opening round of the FCS playoffs versus Eastern Illinois. Zenner averaged 6.8 yards per carry and scored 13 touchdowns, including a school-record 99-yarder in the 2012 season opener at Kansas. He matched his school-record single-game rushing total with 295 yards in a 2013 game at North Dakota.

For his career, Zenner racked up 6,548 rushing yards and 8,211 all-purpose yards to set Missouri Valley Football Conference records. His 69 total touchdowns also set an MVFC career record and tied the Jackrabbit career mark.

Zenner was selected to play in the East-West Shrine Game following the 2014 season and later signed a free-agent contract with the Detroit Lions of the National Football League.



• **WINSTON WRIGHT, cornerback // 2013**

Wright capped a stellar Jackrabbit career by being named to the Sports Network All-America Third Team.

A native of Lee's Summit, Missouri, Wright shared the team lead with four interceptions during the Jackrabbits' playoff season in 2013, including one that he returned 82 yards for a touchdown to seal a road win at the University of South Dakota. He also totaled 52 tackles, a sack, a team-high four forced fumbles and a blocked kick.

A two-year team captain, Wright was named to the Allstate Good Works Team by the American Football Coaches Association earlier in the 2013 season.



ALL-AMERICANS

• JUSTIN SYROVATKA, kicker // 2014

Syrovatka put together the most accurate season ever by a Jackrabbit kicker, missing only one attempt — either field goal or extra point — during the entire 2014 season en route to earning second-team All-America honors from The Associated Press.

The Sioux Falls native connected on 19-of-20 field goals and all 50 extra-point tries for 107 points — the most in a season by a Jackrabbit kicker. He made a field goal in all 14 games and connected on his last 16 attempts of the 2014 campaign.


Syrovatka, who set 11 different school records during his Jackrabbit career, also received the College Football Performance Awards Elite Placekicker Award.



• JAKE WIENEKE, wide receiver // 2014, 2015, 2016 and 2017

Wieneke established himself as one of the top wide receivers in the history of the Football Championship Subdivision during a career in which he became the first Jackrabbit player to be honored as an All-American all four seasons.

The Maple Grove, Minnesota, native emerged as one of the top playmakers in the FCS during his redshirt freshman season as he earned recognition on three different All-America squads (Associated Press, Sports Network, College Sporting News). Wieneke caught 73 passes for 1,404 yards and a school-record 16 touchdowns in 2014, posting seven 100-yard receiving games, starting with a six-catch, 107-yard outing in his collegiate debut against Missouri.



The Missouri Valley Football Conference Freshman of the Year, Wieneke caught a touchdown pass in all eight league games, including three-touchdown performances versus Missouri State and Western Illinois. He also tied the school record with a 91-yard touchdown reception in a road win at Indiana State.

Wieneke nearly equaled or exceeded his receiving totals during the 2015 campaign. He recorded eight more 100-yard receiving games, highlighted by setting new career highs with 11 catches for 205 yards versus Southern Utah.

In setting a Missouri Valley Football Conference single-season record with 1,472 yards, Wieneke tallied 72 receptions and 11 touchdowns during his sophomore season. He was a first-team All-America selection by the American Football Coaches Association, Associated Press, Walter Camp and STATS. He also repeated on the College Sporting News FCS Fabulous Fifty All-America Team.

It was more of the same in 2016 as Wieneke finished his junior season with a career-best 78 receptions for 1,316 yards, while tying his own school record with 16 receiving touchdowns. He topped the century mark for receiving yards in eight contests and posted six multi-touchdown games.

Wieneke was honored on All-America teams selected by STATS (second team), The Associated Press (third team) and HERO Sports (third team).

In 2017, Wieneke capped his career by becoming the SDSU and MVFC career leader in receptions (288), receiving yards (5,157) and receiving touchdowns (59). He began the season by tying a Jackrabbit single-game record with four touchdown catches versus Duquesne, en route to again tying his own single-season record with 16 touchdown catches. For the season, he totaled 65 receptions for 965 yards in earning All-America recognition from the American Football Coaches Association (second team), Associated Press (third team) and Phil Steele (third team).

Wieneke also ended his career with an FCS-record 53 consecutive games with at least one catch. His lifetime receiving touchdown and yardage totals rank second and third in the all-time FCS annals.

Wieneke received an invitation to play in the East-West Shrine Game following the 2017 campaign.

• DALLAS GOEDERT, tight end // 2016 and 2017

Goedert built himself as the premier tight end in the Football Championship Subdivision over his last two seasons, earning distinction as a unanimous first-team All-America selection during both his junior and senior seasons.

The Britton native set a Jackrabbit single-season record with 92 receptions for 1,293 yards and 11 touchdowns in 2016. He caught five or more passes in 11 of 13 games and topped the 100-yard mark seven times. Goedert's signature performance was an eight-catch, 204-yard outing against Western Illinois in which he tied a 67-year-old single-game school record with four touchdown receptions.

In 2017, Goedert picked up where he left off as he again led the team in receiving with 72 receptions and 1,111 receiving yards, while adding seven touchdown catches. He turned in six 100-yard receiving performances and hauled in 11 catches in a game in road wins at Montana State and South Dakota.

Goedert was honored on seven different FCS All-America Teams: Associated Press, American Football Coaches Association, STATS, Walter Camp Football Foundation, HERO Sports, Phil Steele and FCS Athletics Directors Association.

Following his senior season, Goedert was picked to play in the Reese's Senior Bowl. He later was selected in the second round of the 2018 National Football League Draft by the Philadelphia Eagles.



• TARYN CHRISTION, quarterback // 2016 and 2018


After winning a hotly contested battle for the starting quarterback position in fall camp, Taryn Christion went on to compile one of the top seasons by a Jackrabbit signal-caller in program history in 2016.

The 2016 Missouri Valley Football Conference Offensive Player of the Year, Christion rewrote the SDSU record book to the tune of 11 single-game and single-season records. Twice he threw for more than 400 yards in a game, including a 466-yard, five-touchdown performance at Southern Illinois.

Christion finished the season with a Jackrabbit-record 3,714 yards and tied the single-season school record with 30 touchdown passes. He also set SDSU yearly records for completions (229), attempts (434) and total offense (4,049 yards) en route to third-team All-America recognition from both STATS and HERO Sports.

He put up similar numbers in the 2018 season to earn second-team All-America recognition from HERO Sports and third-team honors from Phil Steele. Christion reached the 30-touchdown mark for the third consecutive season, ending his senior campaign with 32 touchdown passes. He completed 197-of-340 passes (57.9 percent) for 3,020 yards and added 333 rushing yards for 3,353 yards of total offense (257.9 yards per game).

For his career, Christion set all-time SDSU marks for total offense (13,050), passing yardage (11,535), passing touchdowns (104) and completions (814).




• **JACOB OHNESORGE, center // 2016 and 2017**

Ohnesorge anchored a relatively young Jackrabbit offensive line that led the way for one of the most prolific offenses in the Football Championship Subdivision during his final two seasons in an SDSU uniform.

A center from Waunakee, Wisconsin, Ohnesorge earned a spot on the 2016 HERO Sports All-America Third Team after capturing first-team all-Missouri Valley Football Conference honors. The Jackrabbits averaged 33.2 points and 437.5 yards of offense.

In 2017, Ohnesorge was a cornerstone for a Jackrabbit offensive unit that improved on its numbers from the previous season by averaging 37.2 points and 438.6 yards of total offense per game. He was honored on All-America first teams by the Associated Press and HERO Sports, while receiving second-team recognition from STATS and Phil Steele.

Ohnesorge, who tied the SDSU career record with 53 consecutive games started, was selected to play in the East-West Shrine Game following his senior season and later earned a professional tryout with the Seattle Seahawks.



• **CHRISTIAN ROZEBOOM, linebacker // 2017, 2018 and 2019**

After being tabbed as one of the top freshmen in the Football Championship Subdivision in 2016, Rozeboom was further recognized as an elite defensive player the next three seasons.

As a sophomore in 2017, Rozeboom was named to four different All-America teams. He earned second-team All-America honors from the American Football Coaches Association, HERO Sports, STATS and Phil Steele. The Sioux Center, Iowa, native registered a team-high 127 tackles in 2017, posting double figures in stops in seven of the team's 14 games. He added three fumble recoveries, one forced fumble and a pair of interceptions from his middle linebacker position.

In 2018, Rozeboom reached the 100-tackle mark for the third consecutive season with a team-high 105, including 10.5 tackles for loss. He added a pair of interceptions en route to receiving third-team honors from HERO Sports and Phil Steele.

Rozeboom became the Jackrabbits' career leader in tackles during his senior season in 2019, finishing with 475 stops in 53 career games. He tallied 111 tackles during the 2019 campaign, forced three fumbles and added a pair of interceptions en route to being a consensus first-team All-American.

Among the organizations bestowing first-team honors were the AFCA, HERO Sports, Phil Steele, and Walter Camp Football Foundation.

• **CHASE VINATIERI, kicker // 2017**

Although only a second-team all-Missouri Valley Football Conference honoree, Vinatieri was named to the HERO Sports All-America First Team after a stellar 2017 season.

The Sioux Falls native ranked second on the team with 103 points, connecting on 13-of-14 field-goal attempts and converting a school-record 58 extra-point tries. He also scored a 31-yard touchdown on a fake field goal in a game at Montana State.

Vinatieri was successful on his 10 field-goal attempts of his sophomore season, including booting a game-winning 43-yarder in overtime against Illinois State and making a 55-yarder in an FCS playoff victory over Northern Iowa. The latter was his second 50-plus-yard field goal of the season.




• **JORDAN BROWN, cornerback // 2018**

Brown capped an outstanding career by being honored on five different FCS All-America squads following his senior season in 2018. He was a first-team honoree by the American Football Coaches Association, HERO Sports and Phil Steele, while earning second-team honors from STATS and third-team recognition from the Associated Press.

A three-year starter at cornerback and a native of Scottsdale, Arizona, Brown finished his collegiate career with eight interceptions, 27 pass breakups and four forced fumbles. In earning first-team all-Missouri Valley Football Conference honors as both a junior and senior, Brown's career totals also included 148 total tackles (117 solo) and six tackles for loss.

His senior-season totals included three interceptions, 12 pass breakups and 29 tackles.

Following the 2018 season, Brown accepted an invitation to play in the Reese's Senior Bowl. He was selected in the seventh round of the 2019 NFL Draft by the Cincinnati Bengals.



• **CADE JOHNSON, wide receiver // 2018 and 2019**


Johnson became the top receiving threat for the Jackrabbits during the 2018 season, setting an SDSU single-season record with 17 touchdown receptions.

The Papillion, Nebraska, native, opened the 2018 season by tying a Jackrabbit single-game record with four touchdown receptions versus Montana State. He caught a touchdown in 10 of the team's 13 games, while adding team and Missouri Valley Football Conference-bests of 67 receptions and 1,333 receiving yards.

Johnson was a second-team All-America pick by HERO Sports and also earned third-team recognition from STATS.

He posted his second consecutive 1,000-yard season in 2019, recording 72 receptions for 1,222 yards with eight touchdowns. Johnson topped the 100-yard mark for receiving on four occasions and hauled in 10-plus receptions in a pair of games.

Johnson was a first-team All-America selection by The Associated Press and the Walter Camp Football Foundation, while earning second-team recognition from STATS and Phil Steele. In addition, he received third-team honors from HERO Sports.




• **TIANO PUPUNGATOA, guard // 2018**

Pupungatoa anchored a Jackrabbit offensive line that paved the way for some of the most prolific numbers in program history.

A three-year starter at left guard and a native of River Falls, Wisconsin, Pupungatoa was a third-team All-America selection by the Associated Press in 2018.

With Pupungatoa in the lineup, SDSU set single-season school records for scoring (553 total points), scoring average (42.5 points per game) and total offense (6,247 total yards, 480.5 yards per game).



ALL-AMERICANS

• BRADEY SORENSON, long snapper // 2018 and 2019

A Yankton native, Sorenson was part of a strong Jackrabbit special teams unit. He was perfect on all of his snaps during the 2018 season, allowing SDSU to rank in the top 10 nationally for punt return defense and net punting.

Sorenson was a third-team All-America selection by HERO Sports. He also was a second-team All-Missouri Valley Football Conference honoree in 2018.

He continued to be a stalwart on special teams in 2019, earning second-team All-America honors from HERO Sports. As a team, the Jackrabbits led the Football Championship Subdivision in punt return defense, allowing only 0.57 yards per return.



• PIERRE STRONG, Jr., running back // 2019, 2020-21 and 2021

Strong received recognition on three Football Championship Subdivision All-America teams after turning in his second consecutive 1,000-yard season in 2019.

A native of Little Rock, Arkansas, Strong gained 1,018 yards in 11 games (92.5 yards per game) and scored a team-high eight touchdowns on the ground during his sophomore season. He topped the 100-yard mark in four games, including a 229-yard performance in the Missouri Valley Football Conference opener against Southern Illinois.


Strong averaged 7.1 yards per carry and also averaged 12.1 yards through the air as he caught 14 passes for 169 yards with a touchdown.

A second-team All-America selection by HERO Sports, Strong also received third-team recognition from The Associated Press and Phil Steele in 2019.

Strong repeated on the HERO Sports and Phil Steele All-America teams during the 2020-21 spring season and added accolades from the American Football Coaches Association and Stats Perform. He gained 707 yards in nine games and averaged 5.4 yards per carry with three rushing touchdowns. Strong also ranked third on the squad with 20 receptions for 178 yards and a touchdown.

In his final season with the Jackrabbits in 2021, Strong saved his best for last, gaining an FCS-best 1,686 rushing yards en route to being a consensus All-America honoree. He was a first-team selection by the Associated Press, Athlon Sports and Stats Perform, as well as being honored by HERO Sports and the Walter Camp Football Foundation. He averaged 7.0 yards per carry and added 22 receptions for 150 yards. In addition, Strong threw four touchdown passes.

Strong, who rushed for 18 touchdowns and topped the 100-yard mark in nine games during the 2021 season, also was a finalist for the Stats Perform Walter Payton Award.



• LOGAN BACKHAUS, linebacker // 2020-21

Backhaus helped lead a Jackrabbit defense that limited opponents to an average of 15 points per game en route as South Dakota State advanced to the Football Championship Subdivision national title game.

In receiving All-America recognition from Athlon Sports, HERO Sports and Phil Steele, Backhaus led the team with 9.5 tackles for loss and ranked second with 72 tackles in 10 games during the spring campaign. He also intercepted a pass and forced a fumble.

A native of Spirit Lake, Iowa, Backhaus especially came up big in the postseason, recording a career-high 14 tackles in a quarterfinal victory over Southern Illinois and adding 12 stops in the semifinal win against Delaware.



• DON GARDNER, cornerback // 2020-21

Gardner established himself as one of the top cover corners in the Football Championship Subdivision during a strong 2020-21 spring campaign.

The Chicago native was honored on the Associated Press FCS All-America Second Team, as well as receiving recognition on All-America Teams selected by Stats Perform (second team) and Phil Steele (third team).

Gardner led the Jackrabbits with seven pass breakups, while ranking fifth on the squad with 44 tackles (3 tackles for loss) and adding an interception.



• GARRET GREENFIELD, offensive lineman // 2020-21 and 2022

Garret Greenfield moved to the forefront of top offensive linemen in the Missouri Valley Football Conference and the Football Championship Subdivision during the pandemic-altered 2020-21 season and repeated as an All-American during the Jackrabbits' national championship season in 2022.

A native of Rock Valley, Iowa, Greenfield was a consensus All-America selection in 2020-21 as a right tackle, earning first-team recognition from the American Football Coaches Association, Associated Press, Stats Perform and Phil Steele. He helped pave the way for a Jackrabbit rushing attack that set a new program standard in the Division I era with an average of 231.7 rushing yards per game. Overall, SDSU averaged 29.2 points and 403.1 yards of total offense while advancing to the FCS national title game for the first time.

In addition, the Jackrabbits limited the opposition to 10 sacks for the entire season.

Greenfield moved to left tackle in 2022 and helped anchor a balanced SDSU offense that averaged 34.2 points and 384.6 yards of total offense per game. The Jackrabbits rushed for 200-plus yards in all four of their playoff victories.

He was again a first-team All-America selection by the AP, Athlon Sports and Stats Perform.



• MASON McCORMICK, offensive lineman // 2020-21, 2021 and 2022

The second member of the Jackrabbit offensive line to earn national recognition during the 2020-21 season, Mason McCormick has provided consistent blocking for a balanced offensive attack in earning a spot on the HERO Sports FCS All-America Team.

A Sioux Falls native, McCormick held down the left guard position and helped lead the way for a Jackrabbit rushing attack that averaged 231.7 yards per game — the program's highest total in the Division I era (since 2004). Three different players — Isaiah Davis (818 yards), Pierre Strong, Jr. (707 yards) and Mark Gronowski (577 yards) — topped the 500-yard mark in the 2020-21 campaign's 10-game season.

In 2021, McCormick again helped lead a potent offensive attack as was honored on the HERO Sports FCS All-America Team for the second year in a row. The Jackrabbits averaged 36.1 points per game and 441.1 yards of total offense per game in advancing to the national semifinals. SDSU topped the 500-yard mark five times.

McCormick ran his streak of consecutive starts to 42 by starting all 15 games in 2022 as the Jackrabbits posted a 14-1 record and won their first-ever national championship in football. He was a first-team selection by the Associated Press and also was honored by the AFCA, HERO Sports and Stats Perform.




ALL-AMERICANS

• ADAM BOCK, linebacker // 2021

Bock continued his progression into elite status with an All-America season in the fall of 2021. The Solon, Iowa, native racked up a team-best 125 tackles from his middle linebacker position in being named to the Stats Perform FCS All-America Second Team and the HERO Sports FCS All-America Team.

Additionally, Bock was late addition to the list of finalists for the Stats Perform Buck Buchanan Award.

Bock registered 10 or more tackles in a game six times during the 2021 campaign, including a career-high 17 versus Southern Illinois. In addition, he contributed 9.5 tackles for loss and 2.5 sacks, while forcing two fumbles, intercepting two passes and breaking up six more pass attempts. He also blocked a kick.



• CALEB SANDERS, defensive tackle // 2022

Sanders was a driving force behind a Jackrabbit defense that led the Football Championship Subdivision in rushing defense by allowing only 88.1 yards per game en route to the national championship in 2022.

A native of Glenwood, Iowa, Sanders ranked second on the team in both tackles for loss (9.5) and sacks (6.5) during his senior season, while moving into the SDSU career top five in both categories.

Sanders was a consensus All-America selection, earning first-team accolades from the Associated Press, American Football Coaches Association, Phil Steele and Stats Perform, while also receiving recognition from Athlon Sports and HERO Sports. He also was a first-team all-Missouri Valley Football Conference selection for the second time in his career.



• TUCKER KRAFT, tight end // 2021 and 2022


Kraft emerged as one of the top tight ends in the Football Championship Subdivision with a strong sophomore season in 2021.

The Timber Lake native finished second on the team with 65 receptions for 780 yards, recording at least two catches in all 15 games. He tallied 100-plus receiving yards in three contests and added six touchdowns.

Kraft's postseason honors included first-team All-America recognition from Stats Perform and Phil Steele, as well as accolades from Athlon Sports and HERO Sports.

Despite missing six games after being injured early in the 2022 opener at Iowa, Kraft repeated on All-America squads — both third-team selections — sponsored by the Associated Press, Phil Steele and Stats Perform. He finished the year with 27 receptions for 348 yards and three scores.

Following the 2022 season, Kraft declared for the NFL Draft and was selected in the third round by the Green Bay Packers.



NATIONAL AWARD FINALISTS

JEFF TIEFENTHALER • Harlon Hill Trophy Finalist // 1986

Tiefenthaler was one of three finalists for the inaugural presentation of the Harlon Hill Trophy in 1986 as the top player in NCAA Division II football.

Tiefenthaler gained national attention a year earlier as he began an NCAA-record streak of catching at least one touchdown pass in 14 straight games. During the 1986 season, Tiefenthaler compiled school records of 73 receptions (since broken) and 1,534 receiving yards with 11 touchdowns, including a 91-yarder.

The Armour native set nine school records and also set seven North Central Conference records as his career totals included 173 receptions for 3,621 yards and 32 touchdowns. He was a consensus All-America pick in 1986 and also became the first SDSU player ever selected to play in the Senior Bowl.

Tiefenthaler added another national mark by catching at least one touchdown in 25 different games in his career.



ADAM TIMMERMAN • Jim Langer Trophy // 1994

Timmerman capped a standout collegiate career in 1994 by earning the Jim Langer Trophy — named after the South Dakota State Hall of Famer — as the NCAA Division II Offensive Lineman of the Year. He also was named Most Valuable Offensive Lineman at the 1995 Snow Bowl, a Division II all-star game played in Fargo, N.D.

A native of Cherokee, Iowa, Timmerman was a three-time all-North Central Conference selection (1992, 1993, 1994). He earned All-America recognition in both 1993 and 1994 before being selected in the seventh round of the 1995 NFL Draft by the Green Bay Packers.

A two-time Pro Bowl selection, Timmerman played 12 years in the NFL with the Green Bay Packers and St. Louis Rams. He played on two Super Bowl champion teams — one each with the Packers and Rams.



NATIONAL AWARD FINALISTS

JOSH RANEK • Harlon Hill Trophy Finalist, 2001

Ranek's selection as one of three finalists for the Harlon Hill Trophy in 2001 was as much for his career achievements as it was for his stellar senior season.


During the 2001 campaign, Ranek rushed for 1,804 yards and 18 touchdowns, including a 94-yarder at in-state rival South Dakota. He eclipsed the 100-yard mark in seven of the team's 11 games and surpassed 200 yards four times. In his final collegiate game, Ranek rushed 40 times for 272 yards in a victory over Minnesota State, Mankato.

The Tyndall native ended his career ranked second on the NCAA Division II career rushing charts with 6,794 yards — a total that still ranks fifth more than a decade later. He also scored 69 career touchdowns and finished his career with 426 points.

An All-American in 1998, 1999 and 2001, Ranek led the North Central Conference in rushing all three seasons. His 132 points in conference play during the 1999 set an NCC record, as did his 5,257 rushing yards in league games.

In 44 career games, Ranek averaged 154.4 yards per contest. He tallied 13 games of 200 or more yards.

Ranek went on to a playing career in the Canadian Football League.




DANNY BATTEN • Buck Buchanan Award Finalist, 2009

Batten became the first South Dakota State player to be named a finalist for a player of the year of award at the Division I level as he finished third in the voting for the Buck Buchanan Award as the top defensive player in the Football Championship Subdivision.

During his senior season, Batten led the team with nine sacks and 17 tackles for loss, while ranking second on the squad with 85 total tackles. The co-Missouri Valley Football Conference Defensive Player of the Year, the Gilbert, Arizona, native added a forced fumble and pass breakup.

He was selected by the Buffalo Bills in the sixth round of the 2010 NFL Draft.



KYLE MINETT • Walter Payton Award Finalist, 2010

Minett concluded a stellar career by appearing on the final ballot for the Walter Payton Award as the top offensive player in the Football Championship Subdivision during his senior season in 2010.

The first Jackrabbit running back to rush for 1,000 yards in three consecutive seasons, Minett gained 1,208 yards, averaging 5.2 yards per carry. Minett, from Ruthton, Minnesota, rushed for at least 100 yards in eight consecutive games and scored 12 touchdowns.

For his career, Minett finished second on the SDSU career rushing list with 4,277 yards.

Minett also was honored as a CoSIDA/Capital One Academic All-American three times (2008, 2009, 2010).



AUSTIN SUMNER • Jerry Rice Award Finalist, 2011

Sumner finished third in the balloting for the inaugural Jerry Rice Award as the top freshman player in the Football Championship Subdivision.

A native of Brandon, Sumner took over the starting quarterback duties in the fourth game of the season and finished with a Missouri Valley Football Conference freshman record of 2,382 yards passing. He led all FCS freshman quarterbacks with 16 touchdown passes and topped the 300-yard mark five times, including a season-best 377 yards in a double-overtime win over Missouri State.

In addition, Sumner tied the Jackrabbit single-game record with 37 completions against nationally ranked Northern Iowa.



T.J. LALLY • Jerry Rice Award Finalist, 2012

Lally emerged as one of the top young defensive players in the Football Championship Subdivision, finishing seventh in the voting for the 2012 Jerry Rice Award.

A linebacker from Chicago, Lally finished second on the team with 107 tackles, while sharing the team lead with six sacks. He also tallied eight total tackles for loss, two forced fumbles and two interceptions.

A second-team all-Missouri Valley Football Conference selection and member of the MVFC All-Newcomer Team, Lally was honored as the conference's newcomer of the week on four different occasions. He also was recognized as the Sports Network National Freshman of the Week after tallying four sacks in the Jackrabbits' home-opening victory over UC Davis.



WINSTON WRIGHT • Allstate Good Works Team, 2013

Wright became the first Jackrabbit player honored on a national level for his community service efforts, earning a spot on the 22-member Allstate AFCA Good Works Team.

Throughout his Jackrabbit career, Wright organized or participated in a number of service activities, including leading groups of SDSU students to Harmons, Jamaica, and assisting in the building of homes.

Wright also participated in shoe donations and sports camps on the Pine Ridge Indian Reservation through the Fellowship of Christian Athletes and Samaritan's Feet, along with mentoring children and speaking at local schools and churches about making positive decisions.



NATIONAL AWARD FINALISTS

ZACH ZENNER • Walter Payton Award Finalist, 2012, 2013 and 2014 • Mickey Charles Academic Achievement Award, 2014 • Capital One Academic All-America Team Member of the Year, 2014 • Allstate Good Works Team, 2014 • NCAA Today's Top 10 Award, 2015

A three-time consensus All-America selection, Zenner finished in the top seven in the balloting for the Walter Payton Award three times. He finished seventh for the FCS Player of the Year in 2012, followed by back-to-back sixth-place finishes in 2013 and 2014.

In 13 games during the 2012 season, Zenner crossed the 100-yard mark in nine games and topped 200 yards three times, including a single-game school-record 295 yards in the opening round of the FCS playoffs versus Eastern Illinois. For the season, Zenner averaged 6.8 yards per carry and scored 13 touchdowns, including a school-record 99-yarder in the 2012 season opener at Kansas.



Zenner had a penchant for long runs during his sophomore season as his 13 touchdowns covered a total of 557 yards — an average of 42.8 yards. Six of his touchdowns were more than 50 yards, including a 68-yarder in the playoff victory over Eastern Illinois.

In 2013, Zenner topped the century mark in 12 of 14 games, including three more 200-yard performances. He tied his single-game school record with 295 rushing yards in a Sept. 7 road win at North Dakota, and added a 30-carry, 249-yard performance that included an 87-yard touchdown in a playoff victory at Northern Arizona.

Zenner scored at least one touchdown in 13 of 14 games, finishing with 25 total touchdowns — 23 rushing and two receiving.

He duplicated those numbers again during his senior season in 2014, racking up 2,019 rushing yards and scoring 26 total touchdowns — 22 on the ground and four receiving. He finished his Jackrabbit career with 32 100-yard games, including eight 200-yard contests. His final 200-yard game came in a 47-40 victory over Montana State in the opening round of the FCS playoffs, a game in which he scored a career-high five touchdowns. Zenner carried the ball 23 times for 252 yards and four scores, and added two receptions for 72 yards and another touchdown on a snow-covered field.

Besides his dominance on the field, Zenner received a number of other accolades for his academic pursuits. A biology/pre-medicine major, Zenner was named a finalist for the William V. Campbell Trophy and was awarded postgraduate scholarships by the National Football Foundation, NCAA and FCS Athletic Directors Association. He also was selected as the inaugural recipient of the Mickey Charles Academic Achievement Award as the top scholar-athlete in the Football Championship Subdivision and became the first Jackrabbit student-athlete in any sport to be honored as the Capital One Academic All-America Team Member of the Year. He was a three-time selection to the CoSIDA/Capital One Academic All-America Team.

In addition, Zenner became the second Jackrabbit football player in as many seasons to be honored as a member of the Allstate AFCA Good Works Team for his community service efforts.

JAKE WIENEKE • Jerry Rice Award Finalist, 2014 • STATS FCS Walter Payton Award Finalist, 2015 and 2016 • STATS FCS Doris Robinson Scholar-Athlete Award, 2017 • Allstate AFCA Good Works Team, 2017

Jake Wieneke made distinct impacts on the field, in the classroom and in the community during a standout career from 2014-17.


A native of Maple Grove, Minnesota, Wieneke completed his prolific collegiate playing career with a Football Championship Subdivision record by catching a pass in all 53 career games. He finished his four-year career ranked second in FCS history with 59 touchdown receptions and third with 5,157 receiving yards, while his 288 career receptions also set a Missouri Valley Football Conference record.

Wieneke was selected to his the all-MVFC First Team for the fourth time in his career as a senior and also became the first player in Jackrabbit history to be honored on All-America teams all four years.

Also during his career, he was a finalist for the Jerry Rice Award as the top freshman player in the FCS ranks (2014) and was a two-time finalist for the Walter Payton Award as the subdivision's top offensive player (2015, 2016). He was selected to play in the East-West Shrine Game following his senior season

Wieneke became the third Jackrabbit in five seasons to earn a spot on the Allstate AFCA Good Works Team, joining Winston Wright (2013) and Zach Zenner (2014). He devoted countless hours to community service, including serving as an individual youth mentor, church youth group leader and flag football coach to name a few of his initiatives.

A two-time CoSIDA Academic All-American, Wieneke added to his list of national awards by being named the 2017 recipient of the STATS FCS Doris Robinson Scholar-Athlete Award.



TARYN CHRISTION • STATS FCS Walter Payton Award Finalist, 2016, 2017 and 2018

Christion was a dual-threat quarterback for South Dakota State during the 2016 season and re-wrote the Jackrabbit record book.

The Missouri Valley Football Conference Offensive Player of the Year in 2016, Christion finished seventh in the balloting for the STATS FCS Walter Payton Award during his sophomore year. The Sioux Falls native completed 64.3 percent (279-of-434) of his passes for a school-record 3,714 yards. He also tied a then-Jackrabbit single-season mark with 30 touchdown passes against only nine interceptions.

Christion also set an SDSU single-season record with 4,049 yards of total offense, including a single-game mark of 475 in a 2016 win at Southern Illinois.

Christion continued to make life miserable for opposing defenses in 2017 as he moved up one spot in the STATS FCS Walter Payton Award balloting to sixth. He again topped the 4,000-yard mark for total offense, totaling 3,515 yards through the air and 500 on the ground.

Ranking second in the nation in points responsible for with 266, Christion accounted for 44 touchdowns in 2017. He threw for a school-record 35 touchdowns and added nine rushing touchdowns.

Christion capped his career in 2018 with another strong season as he again finished seventh in the Payton Award voting. He ended his senior season with 3,020 passing yards and 32 touchdown passes.

DALLAS GOEDERT • STATS Walter Payton Award Finalist, 2016 and 2017

The third of SDSU's unprecedented trio of players to be considered for the STATS FCS Walter Payton Award in 2016, tight end Dallas Goedert burst onto the national scene during his junior season.

A Britton native, Goedert established a new Jackrabbit single-season record by hauling in 92 receptions and ranking second on the squad with 1,293 receiving yards and 11 touchdown receptions. Goedert demonstrated big-play ability as 21 of his catches covered at least 20 yards, including four touchdown receptions of 39 or more yards. He caught a touchdown pass in each of SDSU's first six games of the season.

Goedert wound up 14th in the balloting for the 2016 STATS FCS Walter Payton Award, followed by a 12th-place showing his senior season.

During the 2017 season, Goedert picked up where he left off as he again led the team in receiving with 72 receptions and 1,111 receiving yards, while adding seven touchdown catches. He turned in six 100-yard receiving performances and hauled in 11 catches in a game in road wins at Montana State and South Dakota.



NATIONAL AWARD FINALISTS

CHRISTIAN ROZEBOOM • STATS Jerry Rice Award Runner-Up, 2016 • STATS FCS Buck Buchanan Award Finalist, 2017 and 2019

Rozeboom continued the Jackrabbits' run of impact freshman players with a runner-up finish in the balloting for the 2016 Jerry Rice Award.

Originally from Sioux Center, Iowa, Rozeboom settled into the starting middle linebacker position and started all 13 games for the Jackrabbits, leading the team with 132 tackles. Rozeboom tallied 10 or more tackles in a game seven times, including a season-high 20 stops in a road win at Southern Illinois.

Rozeboom also tied for second on the squad with two interceptions, forced two fumbles and ranked in a tie for third on the team with three sacks.

As a sophomore in 2017, Rozeboom moved to the ballot for the STATS FCS Buck Buchanan Award, finishing 20th in the voting. He again led the team in tackles, registering a team-high 127 stops and posting double figures in stops in seven of the team's 14 games. He added three fumble recoveries, one forced fumble and a pair of interceptions from his middle linebacker position.

Rozeboom returned to the list of finalists for the Buck Buchanan Award in 2019 after earning first-team all-Missouri Valley Football Conference honors for the fourth time. He wound up placing 11th in the balloting, including receiving a pair of first-place votes.

Rozeboom completed his collegiate career with an SDSU-record 475 tackles, topping the 100-mark for the fourth time in 2019 with a team-best 111 stops. He also intercepted two passes, forced three fumbles and recovered two fumbles.

JACOB OHNESORGE • Rimington Award, 2017

The anchor of the Jackrabbit offensive line, Ohnesorge was selected as the 2017 FCS recipient of the Rimington Award, which is presented to the top center in college football.

A native of Waunakee, Wisconsin, Ohnesorge was a three-time all-Missouri Valley Football Conference selection, earning first-team honors during both his junior and senior seasons. He tied an SDSU record by starting all 53 games during his Jackrabbit career.



As a senior, Ohnesorge was a cornerstone for a Jackrabbit offensive unit that averaged 37.2 points and 438.6 yards of total offense per game en route to setting a single-season program record with 11 victories.

CADE JOHNSON • STATS Walter Payton Award Finalist, 2019

One of the top playmakers in the Football Championship Subdivision, Cade Johnson finished 14th in the balloting for the 2019 Walter Payton Award.

Johnson recorded his second consecutive 1,000-yard season for receiving in 2019, hauling in 72 receptions for 1,222 yards and eight touchdowns. Two of his touchdowns covered more than 80 yards.

Besides averaging 94 yards per game as a receiver, Johnson ended his junior year with a team-best 1,566 all-purpose yards (120.5 ypg), adding a team-best 195 yards on kickoff returns and another 149 yards in the rushing department.



PIERRE STRONG, JR. • Stats Perform Walter Payton Award Finalist, 2020-21 and 2021

Strong tied for eighth in the balloting for the 2020-21 Walter Payton Award.

A running back from Little Rock, Arkansas, Strong gained 707 yards in nine games and averaged 5.4 yards per carry with three rushing touchdowns. He ranked third on the squad with 20 receptions for 178 yards and a touchdown, and also threw a touchdown pass in the Jackrabbits' Football Championship Subdivision semifinal playoff win over Delaware.

Strong displayed big-play ability by recording at least one run of 20-plus yards in six contests.

In his final season with the Jackrabbits in 2021, Strong gained an FCS-best 1,686 yards on the ground as he was a consensus All-America selection who improved his standing in the balloting for the Walter Payton Award with a fifth-place finish.

Besides averaging 7.0 yards per carry and scoring 18 touchdowns, Strong added 22 receptions for 150 yards and threw four touchdown passes.

MARK GRONOWSKI • Stats Perform Jerry Rice Award Finalist, 2020-21

Gronowski won the starting quarterback position as a true freshman following an extended fall camp and led the Jackrabbits to a Missouri Valley Football Conference title and the program's first appearance in a national title game.

The runner-up in the voting for the Jerry Rice Award, Gronowski proved to be a dual-threat quarterback, throwing for 1,565 yards and 15 touchdowns and running for 577 yards and another seven scores. Three times he passed and ran for more than 100 yards in a game, including accounting for a season-high 325 yards of total offense (183 passing, 142 rushing) in a playoff quarterfinal game against Southern Illinois.

A native of Naperville, Illinois, Gronowski swept the major MVFC postseason awards as he was tabbed the league's Offensive Player of the Year, Newcomer of the Year and Freshman of the Year.

ADAM BOCK • Stats Perform Buck Buchanan Award Finalist, 2021



A late addition to the official watch list for the 2021 Buck Buchanan Award, Bock finished 11th in the balloting after racking up 125 tackles as the Jackrabbits once again advanced to the Football Championship Subdivision national semifinals.

The Jackrabbits' starting linebacker, Bock recorded 10 or more tackles in a game six times during the 2021 campaign, including a career-high 17 versus Southern Illinois. In addition, he contributed 9.5 tackles for loss and 2.5 sacks, while forcing two fumbles, intercepting two passes and breaking up six more pass attempts. He also blocked a kick.

CALEB SANDERS • Stats Perform Buck Buchanan Award Finalist, 2022

Sanders anchored a Jackrabbit defensive line that played in a big role in SDSU leading the FCS ranks by allowing only 88.1 rushing yards per game. The Jackrabbits also ranked second in total defense (274.1 yards per game) and third in scoring defense (15.8 points per game) en route to winning the national championship.

A native of Glenwood, Iowa, Sanders finished eighth in the balloting after totaling 40 tackles, including 9.5 tackles for loss and 6.5 sacks.



CAMPBELL TROPHY FINALISTS

RYAN BERRY, 2008

South Dakota State University quarterback Ryan Berry defined the term student-athlete during a record-setting career in a Jackrabbit uniform.

Berry set eight individual school records during the 2008 season, including single-season marks for completions (256), attempts (395) and passing touchdowns (30). The Watertown, S.D., native ended his career with Jackrabbit career records — all of which have since been broken — for completions (485), attempts (834), passing yards (6,023) and touchdown passes (56) in leading SDSU to back-to-back seven-win seasons, including the Great West Football Conference title in 2007.

In the fall of 2008, Berry was named one of 15 finalists for the Draddy Trophy (now the William V. Campbell Trophy), which is presented annually to the top collegiate football scholar-athlete. As a finalist, he was presented with the Robert A. Simms National Scholar-Athlete Award and an \$18,000 postgraduate scholarship.

Berry, who went on to pursue a career in the medical profession, would go on to receive \$12,500 more in postgraduate scholarships as he was honored with a \$7,500 NCAA Postgraduate Scholarship, as well as a \$5,000 scholarship from the Football Championship Subdivision Athletic Directors Association.



ZACH ZENNER, 2014

Zenner exemplified excellence — both on the field and in the classroom — during a standout career at South Dakota State University

On the gridiron, the Eagan, Minnesota, native established himself as one of the top running backs in the history of the Football Championship Subdivision, finishing his career third on the FCS rushing charts with 6,548 yards. He set four Missouri Valley Football Conference career records — rushing yards (6,548), all-purpose yards (8,211), rushing touchdowns (61) and total touchdowns (69).

Besides his dominance on the field, Zenner received a number of other academic accolades. A biology/pre-medicine major, Zenner was named a finalist for the William V. Campbell Trophy and was awarded postgraduate scholarships by the National Football Foundation, NCAA and FCS Athletic Directors Association. He also was selected as the inaugural recipient of the Mickey Charles Academic Achievement Award as the top scholar-athlete in the Football Championship Subdivision and became the first Jackrabbit student-athlete in any sport to be honored as the Capital One Academic All-America Team Member of the Year. He was a three-time selection to the CoSIDA/Capital One Academic All-America Team.



JAKE WIENEKE, 2017

Jake Wieneke joined the growing list of South Dakota State University football players to be honored on a national level for his efforts on the field, in the classroom and in his community during the 2017 season.

A native of Maple Grove, Minnesota, Wieneke completed his prolific collegiate playing career with a Football Championship Subdivision record by catching a pass in all 53 career games. He finished his four-year career ranked second in FCS with 59 touchdown receptions and third with 5,157 receiving yards, setting numerous school and conference records in the process.

Wieneke was selected to his the all-Missouri Valley Football Conference First Team for the fourth time in his career and also became the first player in Jackrabbit history to be honored on All-America teams all four years.

A physical education/teacher education major, Wieneke also was honored for his work in the classroom. He became the third SDSU student-athlete to be named a William V. Campbell Trophy finalist, receiving an \$18,000 postgraduate scholarship as one of 13 members of the National Football Foundation's All-Scholar Team.

A two-time CoSIDA Academic All-American, Wieneke added to his list of national awards by being named the 2017 recipient of the STATS FCS Doris Robinson Scholar-Athlete Award.



TARYN CHRISTION, 2019

Christion rewrote the record book during his Jackrabbit career, including setting SDSU and Missouri Valley Football Conference career records for passing yards (11,535), passing touchdowns (104) and total offense (13,050 yards). In all, he set 19 school records.

A two-year team captain, Christion helped lead the Jackrabbits to FCS playoff appearances each of his four seasons, including back-to-back national semifinal appearances in 2017 and 2018. The Jackrabbits also claimed a share of the MVFC title for the first time in program history during a 2016 season in which he was named the league's Offensive Player of the Year.

Christion threw for more than 3,000 yards and added 30 or more touchdown passes in each of his three seasons as the Jackrabbits' full-time starting quarterback.

The Sioux Falls native also maintained a 3.61 grade-point average while majoring in business economics. He was awarded an additional \$5,000 postgraduate scholarship by being named one of two recipients of the Football Championship Subdivision Athletics Directors Association's Scholar-Athlete of the Year Award.



JACKS IN THE PROS



Adam Vinatieri became the NFL's career scoring leader during the 2018 campaign and finished his 24-year career with 2,673 points. Vinatieri also holds the NFL career record for field goals with 599. Photo by Matt Kryger.

JACKRABBITS CURRENTLY IN THE NFL



Dallas Goedert
Philadelphia Eagles
SDSU letterman 2014-17



Christian Rozeboom
Los Angeles Rams
SDSU letterman 2016-19



Pierre Strong, Jr.
New England Patriots
SDSU letterman 2018-21



Chris Oladokun
Kansas City Chiefs
SDSU letterman 2021



Jim Langer, left, is pictured with legendary Miami Dolphins head coach Don Shula during Langer's induction into the Pro Football Hall of Fame in 1987. Langer played center on every offensive down during the Dolphins' perfect season in 1972. He was a first-team All-Pro four times and was selected to play in six Pro Bowl games. He played with the Dolphins from 1970-79 before returning to his home state to finish his career with the Minnesota Vikings from 1980-81. Langer passed away in September 2019.

Langer is the only former North Central Conference player enshrined in the Canton, Ohio, hall of fame. A replica of his Hall of Fame bust and other memorabilia is on display in the Dykhouse Student-Athlete Center at South Dakota State University.

OTHER JACKRABBITS WHO HAVE RECEIVED PRO TRYOUTS IN THE DIVISION I ERA

- Casey Bender, offensive lineman, Cleveland Browns and Indianapolis Colts;
 - Cole Brodie, defensive back, Jacksonville Jaguars;
- Mikey Daniel, running back/fullback, Atlanta Falcons and Carolina Panthers;
 - Derek Domino, linebacker, Denver Broncos;
- Mitch Erickson, offensive linebacker, Denver Broncos and Seattle Seahawks;
 - Wes Genant, offensive lineman, New Orleans Saints
 - Michael Griffin II, safety, Tennessee Titans
 - Brady Hale, punter, Chicago Bears;
 - JaRon Harris, wide receiver, Green Bay Packers;
 - Aron Johnson, offensive lineman, Baltimore Ravens;
 - Chris Johnson, linebacker, Arizona Cardinals and Chicago Bears;
 - Ryan McKnight, offensive lineman, Cincinnati Bengals;
- Dale Moss, wide receiver, Green Bay Packers and Carolina Panthers;
 - Doug Peete, defensive end, Houston Texas;
- Tiano Pupungatoa, offensive lineman, Minnesota Vikings and Arizona Cardinals;
 - Caleb Sanders, defensive lineman, New York Giants;
 - Eric Schroeder, defensive lineman, Minnesota Vikings;
 - Luke Sellers, fullback, Detroit Lions;
- Jack Sherlock, def. end/linebacker, Minnesota Vikings and Green Bay Packers;
 - Kellen Soulek, Indianapolis Colts and Minnesota Vikings;
 - Melvin Taveras, defensive back, Minnesota Vikings;
 - Chris Wagner, tight end, Oakland Raiders;
 - Jake Wieneke, wide receiver, Minnesota Vikings;
 - Winston Wright, cornerback, Tennessee Titans

Photo courtesy of New England Patriots/David Silverman

JACKS IN THE PROS

SDSU PRO FOOTBALL ALUMNI

Weldon Erickson • 1922, Minneapolis
John Beasey • 1924, Green Bay
Weert Englemann • 1930-33, Green Bay
Ray Jenison • 1931, Green Bay
Israel Ginsberg • 1935, Boston
Alfred Arndt • 1935, Pittsburgh, Boston
Paul "Whitey" Miller • 1936-38, Green Bay
Mark Barber • 1937, Cleveland
Robert Pylman • 1938-39, Philadelphia
Doug Eggers • 1954-57, Baltimore; 1958, Chicago Cardinals
Jerry Welch • 1955-56, Calgary (CFL)
Dominic "Dick" Klawitter • 1956, Chicago Bears
Pete Retzlaff • 1956, Detroit; 1956-66, Philadelphia
Wayne Rasmussen • 1964-74, Detroit
Ron Meyer • 1966, Pittsburgh
Darwin Gonnerman • 1969-70, Ottawa (CFL)
Jim Langer • 1970-79, Miami; 1980-81, Minnesota
Tim Roth • 1971-77, Saskatchewan (CFL)
Phil Engle • 1973, Birmingham (WFL)
Lynn Boden • 1975-78, Detroit; 1979, Chicago
Bill Matthews • 1978-81, New England; 1982-83, New York Giants;
1984, Denver Gold (USFL)
Chuck Loewen • 1980-84, San Diego
Bruce Klostermann • 1986-89, Denver; 1990-91, Los Angeles Raiders
Mike Busch • 1987, New York Giants
Brian Sisley • 1987, New York Giants
Doug Miller • 1993-94, San Diego
Dean Herrboldt • 1995-96, British Columbia (CFL)
Adam Timmerman • 1995-98, Green Bay; 1999-2006, St. Louis
Adam Vinatieri • 1996, Amsterdam (WFL); 1996-2005 New England;
2006-19, Indianapolis
Steve Heiden • 1999-2001, San Diego; 2002-09 Cleveland
Josh Ranek • 2002, Dallas; 2002-05, Ottawa (CFL); 2006, Hamilton (CFL);
2007, Edmonton (CFL),
Scott Connot • 2004-06, Kansas City
Mitch Erickson • 2008-09, Denver (practice squad); 2010, Seattle;
2010-11, Omaha (UFL); 2012, Edmonton (CFL)
Parker Douglass • 2008, California (UFL); 2009, Las Vegas (UFL)
Chris Johnson • 2010, Arizona/Chicago (practice squad)
Danny Batten • 2010-12, Buffalo
Colin Cochart • 2011-12, Cincinnati; 2012, Dallas
Derek Domino • 2011, Denver (injured reserve); 2012, Edmonton (CFL)
Bryan Witzmann • 2014, Houston; 2015, New Orleans (practice squad); 2016-17,
2020, Kansas City; 2018, Chicago; 2018, Minnesota; 2019, Miami/Carolina
Zach Zenner • 2015-19, Detroit; 2019, Arizona; 2019, Miami; 2019, New Orleans

Dallas Goedert • 2018-present, Philadelphia
Jacob Ohnesorge • 2019, Arizona (AAF)
Jordan Brown • 2019, Cincinnati; 2019, Jacksonville; 2019, 2021, Oakland/Las
Vegas; 2020, Washington (practice squad)
Jake Wieneke • 2019-22, Montreal (CFL); 2023, Saskatchewan (CFL)
Taryn Christian • 2020-21, Ottawa (CFL)
Cade Johnson • 2021-present, Seattle
Christian Rozeboom • 2021, Kansas City, Los Angeles Rams; 2022, LA Rams
Don Gardner • 2022-present, Tampa Bay
Chris Oladokun • 2022, Kansas City (practice squad)
Pierre Strong, Jr. • 2022, New England

SDSU PLAYERS DRAFTED BY NFL TEAMS

1939: Bob Riddell, end, Philadelphia (17)
1951: Harry Gibbons, back, Chicago (20)
1951: Dick Peot, tackle, Detroit (28)
1953: Pete Retzlaff, back, Detroit (22)
1955: Jerry Welch, back, Baltimore (22)
1956: Dick Klawitter, center, Chicago (8)
1957: Harwood Hoeft, end, Baltimore (24)
1958: Wayne Haensel, tackle, N.Y. Giants (25)
1959: LeRoy Bergan, tackle, Baltimore (17)
1961: Leland Bondhus, tackle, Green Bay (19)
1962: Joe Thorne, back, Green Bay (12)
1962: Ron Frank, tackle, San Francisco (16)
1964: Wayne Rasmussen, back, Detroit (9)
1966: Ron Meyer, quarterback, Chicago (7)
1966: Ed Maras, end, Green Bay (20)
1970: Tim Roth, defensive end, Oakland (16)
1973: Phil Engle, tackle, Green Bay (11)
1975: Lynn Boden, tackle, Detroit (1)
1975: Jerry Lawrence, tackle, Houston (8)
1976: Todd Simonsen, tackle, Houston (6)
1976: Bob Gissler, defensive end, Miami (14)
1978: Bill Matthews, linebacker, New England (5)
1980: Chuck Loewen, offensive lineman, San Diego (7)
1986: Bruce Klostermann, linebacker, Denver (8)
1993: Doug Miller, linebacker, San Diego (7)
1995: Adam Timmerman, offensive lineman, Green Bay (7)
1999: Steve Heiden, tight end, San Diego (3)
2010: Danny Batten, defensive end, Buffalo (6)
2018: Dallas Goedert, tight end, Philadelphia (2)
2019: Jordan Brown, cornerback, Cincinnati (7)
2022: Pierre Strong, Jr., running back, New England (4)
2022: Chris Oladokun, quarterback, Pittsburgh (7)
2023: Tucker Kraft, tight end, Green Bay (3)
Note: Number in parentheses indicates round selected



Wagner native Doug Eggers played professionally for the Baltimore Colts (1954-57) and Chicago Cardinals (1958).



Ed Maras was drafted in both football and baseball following a standout athletic career at South Dakota State.



Steve Heiden played 11 years in the NFL with San Diego and Cleveland. He is currently a coach with the Detroit Lions.



Danny Batten was the first Jackrabbit player in the D-I era to be drafted, when he was selected by Buffalo in 2010.

JACKS IN THE PROS

In preparation for the upcoming 2023 season, seven former South Dakota State standouts were members of National Football League teams, continuing the Jackrabbits' long tradition of developing players into pro prospects.

Headlining the list is tight end Dallas Goedert of the Philadelphia Eagles. After being drafted in the second round of the 2018 NFL Draft, Goedert has gone on to record 248 receptions for 2,997 yards and 19 touchdowns in five seasons. In helping lead the Eagles to the Super Bowl during the 2022 season, Goedert caught 55 passes for 703 yards and three touchdowns.

Linebacker Christian Rozeboom earned a Super Bowl ring with the Los Angeles Rams during the 2021 season. A member of the Rams' practice squad in 2020, Rozeboom made his NFL debut with the Kansas City Chiefs early in 2021 before returning to Los Angeles and seeing action mostly on special teams for the Rams for the remainder of the regular season and postseason. Rozeboom played in all 17 games during the 2022 season and registered eight tackles.

For the first time since 1976, the Jackrabbits saw two players selected in the same NFL Draft following the 2021 campaign. Running back Pierre Strong was a fourth-round selection by the New England Patriots, while quarterback Chris Oladokun was taken by the Pittsburgh Steelers.

Strong went on to gain 100 yards on 10 carries and added seven receptions for 42 yards during his rookie season with the Patriots in 2022. Oladokun was released by the Steelers, but was assigned to the practice squad of the Super Bowl champion Kansas City Chiefs in 2022.

Other former Jackrabbits making their NFL debuts in 2022 were wide receiver Cade Johnson and cornerback Don Gardner. Johnson tallied a pair of receptions during regular season play for the Seattle Seahawks before hauling in three receptions for 39 yards in a playoff game.

Gardner saw action in one game for the Tampa Bay Buccaneers.

Preparing for their first NFL training camps were tight end Tucker Kraft and Caleb Sanders from the Jackrabbits' 2022 national championship team. Kraft was a third-round draft choice by the Green Bay Packers, while Sanders signed as a free agent with the New York Giants.

In addition, wide receiver Jake Wieneke continues to play in the Canadian Football League. After three seasons with the Montreal Alouettes, Wieneke signed with the Saskatchewan Rough Riders for the 2023 season.

Headlining the list of Jackrabbit pro football alumni are Hall of Famer Jim Langer and the NFL's career scoring leader, Adam Vinatieri.

Langer who played football at SDSU from 1967-69 and also was an All-American in baseball, played center on every offensive down during the Miami Dolphins' perfect season in 1972. He was a first-team All-Pro four times and was selected to play in six Pro Bowl games. He played with the Dolphins from 1970-79 before finishing his career with the Minnesota Vikings from 1980-81. Langer passed away in September 2019.

Vinatieri capped up his playing career after becoming the NFL's all-time scoring leader in 2018 as a member of the Indianapolis Colts. Over Vinatieri's 24 seasons from 1996-2019, his totals include NFL bests of 599-of-715 on field goal

attempts, 83.8 percent, and 2,673 career points. He also ranks second in career extra points with 874.

In all, Vinatieri set 15 NFL records, including 21 100-point seasons.

Several other former Jackrabbit players and coaches have had ties to the professional game, including:

- Steve Heiden (player from 1995-98), former tight end for the Chargers and Browns who is currently the tight ends coach for the Detroit Lions;
- Reed Burckhardt (player from 2004-07), former director of pro scouting for the Minnesota Vikings and now director of player personnel for the Denver Broncos;
- Glen Fox (player from 2006-09), director of pro personnel for the Arizona Cardinals after previously serving as a pro scout for 10 years;
- Trent Baalke (assistant coach from 1991-95), general manager of the Jacksonville Jaguars and formerly the GM for the San Francisco 49ers;
- Brad Seely, longtime special teams coordinator with numerous NFL teams.

JACKRABBITS IN THE SUPER BOWL

For South Dakota State University fans, the 2002 Super Bowl game was the second Adam Bowl.

In the 1997 Super Bowl, two former Jackrabbits faced each other in the game between the Green Bay Packers and the New England Patriots. Adam Timmerman, was the starting right guard for the Packers, while Adam Vinatieri was the placekicker for the Patriots.

In 2002, they met again; this time Timmerman with the St. Louis Rams and Vinatieri with the Patriots. Vinatieri not only kicked the winning field goal in that game, but did it again in the 2004 Super Bowl. Vinatieri, in effect, provided the winning points in three Super Bowls since his field goal in the 2005 game was the margin of victory. He appeared in five Super Bowls in his career, surpassing the three appearances by Jim Langer, who was the starting center for the Miami Dolphins in that franchise's run of success in the 1970s.

Timmerman played in two Super Bowls for the Packers, then signed with St. Louis as a free agent and started for the 2000 Super Bowl champs, also going on to play in the Pro Bowl.

Dallas Goedert became the seventh former Jackrabbit to play in the title game, appearing in Super Bowl LVII as a member of the Philadelphia Eagles.

The Jacks in the Super Bowl:

- Jim Langer, Miami Dolphins, 1972-73-74;
- Bruce Klostermann, Denver Broncos, 1988, 1990;
- Doug Miller, San Diego Chargers, 1995;
- Adam Timmerman, Green Bay Packers, 1997-98, and St. Louis Rams, 2000, 2002;
- Adam Vinatieri, New England Patriots 1997, 2002, 2004, 2005, and Indianapolis Colts, 2007;
- Christian Rozeboom, Los Angeles Rams, 2022; and
- Dallas Goedert, Philadelphia, 2023.

In addition, former Jackrabbit player Brad Seely (1975-77) was the special teams coach for the Patriots in four Super Bowls, as well as the San Francisco 49ers in Super Bowl XLVII. Seely, who was named NFL Special Teams Coach of the Year in both 2009 and 2011, retired in June 2020 after 30 NFL seasons.



The late Doug Miller made a Super Bowl appearance with the San Diego Chargers during the 1994 season.



Adam Timmerman played on Super Bowl-winning teams for both the Green Bay Packers and the St. Louis Rams during a pro career that spanned from 1995-2006.



Brad Seely, right, pictured with former San Francisco 49ers head coach Jim Harbaugh, coached in the NFL for 30 seasons and helped lead teams to five Super Bowl appearances. Seely announced his retirement in June 2020 after spending the last two years as special teams coach for the Houston Texans.

Throughout John Stiegelmeier's 26-year tenure as head coach, the Jackrabbits made many memorable comebacks. In all games listed below, SDSU trailed by at least two scores in the second half before rallying to win.

• **Sept. 16, 2000 — SDSU 25, Augustana (S.D.) 24:** The Jackrabbits trailed 24-0 at the half before dominating the second half at Howard Wood Field in Sioux Falls. Josh Ranek scored two touchdowns and a pair of two-point conversions to lift SDSU to the victory. Ranek brought SDSU within 24-23 on a 4-yard touchdown run with 46 seconds to play, then plunged in for the decisive conversion.

Brock Beran caught a 30-yard touchdown pass from Andy Rennerfeldt early in the fourth quarter, while Andy Nelson booted a 34-yard field goal as part of a 17-point final quarter for the Jackrabbits.

• **Sept. 22, 2001 — SDSU 30, St. Cloud State (Minn.) 24:** SDSU again overcame a 24-0 halftime deficit, this time at home. Frank Blalark returned the second-half kickoff for a 91-yard touchdown to jump-start SDSU, and the Jackrabbits held off a Husky first-and-goal situation in the closing minutes.

Josh Ranek tallied the final two Jackrabbit scores on touchdown runs of 55 and 3 yards.

• **Oct. 12, 2002 — SDSU 23, Western Washington 19:** The Jackrabbits trailed 19-3 at half-time at Coughlin-Alumni Stadium, then scored three second-half touchdowns. Josh Davis set an SDSU single-game record with 16 receptions, including a 7-yard touchdown.

• **Sept. 30, 2006 — SDSU 20, McNeese State (La.) 17:** SDSU rallied for 14 points in the final minutes on the road. Parker Douglass kicked two field goals, including the game-winning 46-yarder with 14 seconds remaining. Also in the rally, Andy Kardoos hooked up with JaRon Harris on a 40-yard touchdown pass and a two-point conversion pass to Luke Greving tied the game at 17-all.

• **Oct. 21, 2006 — SDSU 29, Cal Poly 28:** Andy Kardoos and JaRon Harris connected for three touchdown passes in the final eight minutes as SDSU outscored fourth-ranked Cal Poly 23-0 in the fourth quarter. After the final touchdown brought the Jackrabbits to within 28-27 with 1:05 remaining, Kardoos scored the two-point conversion on a quarterback draw.

• **Oct. 28, 2006 — SDSU 22, UC Davis 21:** Trailing 21-10 entering the fourth quarter, the Jackrabbits' late-game heroics continued as Dusty Snyders scored on a 9-yard pass from Andy Kardoos with 1:08 left in the game.

After defensive back Jeff Hegge made a touchdown saving tackle earlier on the drive, SDSU's Eric Schroeder blocked a short UC Davis field goal late in the third quarter to keep the Jackrabbits within striking distance.

• **Sept. 27, 2008 — SDSU 50, Stephen F. Austin (Texas) 48:** They say everything is bigger in Texas, and this was the largest comeback in school history. Kyle Minett scored from a yard out as time expired, rallying the 20th-ranked Jackrabbits from a 28-point deficit midway through the third quarter for the victory in Nacogdoches, Texas.

SDSU trailed 34-6 before scoring 35 straight points to take a 41-34 lead with 5:24 remaining.

The Jackrabbits' first lead of the game lasted all of 12 seconds as SFA returned the ensuing kickoff 94 yards to paydirt to tie the game at 41-all.

SDSU regained the lead on its next possession, capping nine-play, 37-yard drive with a 42-yard field goal by Peter Reifenrath.

Five plays after SFA took possession at its own 40, Jeremy Moses connected with Tyrone Ross on a 14-yard touchdown pass with 41 seconds to play.

The comeback finally became complete as Berry and Minett moved the Jackrabbits back down the field. With the ball at their own 44 with two timeouts remaining, Ryan Berry completed three passes for 54 yards to move the ball to the SFA 2. The Lumberjacks were then called for offsidess, setting up SDSU at the 1-yard line with two seconds left.

On the final play, Berry rolled right on an option play before pitching the ball to Minett, who dragged a defender across the goal line for the game-winning score.

• **Oct. 11, 2014 — SDSU 32, Missouri State 28:** The Jackrabbits trailed 28-17 entering the fourth quarter, but freshman Jake Wieneke's third touchdown catch of the game — from 26 yards out — pulled SDSU to within 28-24 with under 12 minutes to play.

All-America running back Zach Zenner gave the Jackrabbits the lead with a 1-yard touchdown run on the team's next possession, and SDSU sealed the win with two defensive stands that included an interception by Melvin Taveras.

• **Oct. 11, 2014 — SDSU 32, Missouri State 28:** The Jackrabbits trailed 28-17 entering the fourth quarter, but freshman Jake Wieneke's third touchdown catch of the game — from 26 yards out — pulled SDSU to within 28-24 with under 12 minutes to play.

• **Oct. 12, 2019 — SDSU 38 Youngstown State 28:** Trailing 21-9 midway through the third quarter, SDSU outscored the Penguins, 29-7 over the final 22 minutes of the game to win a key MVFC matchup. Quarterback J'Bore Gibbs scored on a 2-yard run in the final minute of the third quarter, then gave the Jackrabbits a 22-21 lead with an 81-yard touchdown pass to Cade Johnson early in the fourth.

After C.J. Wilson scored on a 13-yard run later in the quarter, Gibbs sealed the victory with a 63-yard touchdown run around right end with 55 seconds to play.

Other notable comebacks include:

• **Oct. 26, 1968 — SDSU 23, Youngstown State 20:** Down 20-0 at the half, the Jackrabbits scored 21 third-quarter points and added a safety in the fourth at Coughlin-Alumni Stadium.

Darwin Gonnerman rushed for two touchdowns, then Bob Bozied's 33-yard pass to Tom Settje tied the score. Bozied kicked the extra point that gave SDSU its first lead.

• **Sept. 27, 1980: SDSU 21, South Dakota 13:** SDSU scored 18 fourth-quarter points to erase a 13-3 deficit. Dan Johnson's 2-yard touchdown run and the subsequent Marty Higgins run for two, trimmed the gap to 13-11 at the 11:15 mark. Just 93 seconds later, Milton Stuckey blocked a Coyote punt, with Ron Schneider recovering it in the end zone to give SDSU the lead for good.



Andy Kardoos quarterbacked the Jackrabbits to three come-from-behind victories in 2006.

• **Sept. 19, 1981 — SDSU 21, South Dakota 20:** Less than a year after scoring 18 fourth-quarter points to beat USD in the Beef Bowl, the Jackrabbits did it again, this time in more dramatic fashion on their home field. Trailing 20-3 in the fourth, Mike Law gave SDSU hope with his 11-yard scoring run to pull the Jacks within 20-9 despite a failed two-point play.

Minutes later, Brad Christianson intercepted a pass, setting up Brian Bunkers' 1-yard plunge to bring the Jacks to within 20-15 at the 4:52 mark.

USD had a chance to run out the clock, but Dave Larsen hopped on a Coyote fumble, which gave SDSU possession at the USD 20. Four plays later, Steve Sundet scored on a 1-yard run to tie the score. Russ Meier made the extra point to give the Jacks the win.

• **Sept. 3, 1988 — SDSU 31, Central Missouri State 24:** In the 1988 season opener at Coughlin-Alumni Stadium, SDSU scored on three straight possessions to rally from a 24-10 third-quarter deficit.

Ted Wahl capped an 11-play, 56-yard drive with a 16-yard scramble to bring SDSU within 24-17. On the last play of the third, Wahl connected with J.D. Berreth on a 60-yard pass play, tying the game at 24-all.

The Jackrabbits would regain possession and drive 74 yards in 13 plays, with Wahl running in from four yards out at the 10:37 mark for the decisive score.

• **Sept. 3, 1994 — SDSU 32, Slippery Rock (Pa.) 28:** Three fourth-quarter touchdowns gave SDSU a thrilling home victory to open the 1994 season.

Trailing 28-14 early in the fourth, the Jacks got back within striking distance on a 44-yard touchdown pass from Brook Parent to Rusty Lenners with 13:06 remaining.

After missing the two-point attempt, SDSU still trailed 28-20, but put together two 90-plus-yard drives to earn the victory. Parent capped a 10-play, 95-yard drive with a 7-yard run at the 8:42 mark, and scored the game-winner on a 1-yard run with 2:11 left to finish off an eight-play, 94-yard drive.

HOBO DAY

The date – November 2, 1912.

The event – first Hobo Day at State College.

Hobo Day is said to have originated with several students eating ice cream and talking at a local drug store in 1912. The topic of conversation was a way to rescue the sagging school spirit, caused to some degree when State lost its first two football games of the season: 34-0 to Carleton, and 73-7 to the University of South Dakota.

Many ideas of a homecoming day were brought up, but none were taken with any enthusiasm until someone mentioned an idea that had been attempted elsewhere. Although the idea wasn't very successful in other places, it did seem to hold some potential for South Dakota State.

Thus, the biggest one-day event in South Dakota was born.

Prior homecoming activities had featured a traditional "nightshirt parade" with snake dance which led the students through Brookings until they arrived at the train depot in time to meet the night train.

That practice continued until one fall when the college authorities decided it was undignified for female students to take part in this activity.

Thus the idea for any new tradition had to include the female students. Costumes conceived in 1912 had males dressed as hoboos and girls as maidens.

Even the first Hobo Day would prohibit the use of the razor. Student regulations that year stated that any male student show shaved after the Monday morning preceding the festivities would be initiated into the Bull Moose Club with a barrel and an oak lathe. Girls had to wear their hair in a braid and anyone who failed to do so would be "painted with red ink and have their hair braided."

Students, dressed in costumes, assembled at the "Old North Chapel" before they marched to the depot to meet the Yankton College football team.

The parade started toward the train depot with a Hobo Band and the entire student body following to meet the Yankton team.

The Industrial Collegian reported: "At the rally, onlookers couldn't tell whether they were in an 1849 Indian village or a twentieth century division point of the Northwest railroad."

On the way back to campus, most students stopped at Brookings residents' back doors and "bummed" ingredients for mulligan stew.

Weary Willie made his first appearance in 1950 and Dirty 'Lil became an annual attraction in 1976.

The Industrial Collegian of Nov. 5, 1912, reported: "the first Hobo Day was one of the biggest days SDSC has ever seen." And they hadn't seen anything yet.

For the record, the initial idea worked — the Jacks won the football game 6-3.

Hobo Day 2023 is set for Oct. 14, when the Jackrabbits host Northern Iowa.

HOBO DAY RECORDS BY OPPONENTS

Team	W-L-T	First	Last
Augustana	7-1-0	1946	2004
Creighton (Neb.)	1-1-0	1923	1925
Hamline (Minn.)	2-0-0	1920	1945
Indiana State	1-0-0	2023	2023
McNeese State (La.)	0-1-0	2008	2008
Minnesota State, Mankato	0-1-0	2000	2000
Missouri-Rolla	1-0-0	2005	2005
Morningside	4-0-0	1927	1996
Nebraska-Omaha	3-1-0	1984	1998
North Dakota	11-12-2	1914	2002
North Dakota State	1-5-0	1917	1995
Northern Colorado	0-1-0	1981	1981
Northern Iowa	1-3-0	2009	2021
St. Cloud State	2-0-0	1997	2003
St. John's (Minn.)	0-1-0	1953	1953
SDSU Army	1-0-0	1944	1944
South Dakota	17-11-3	1915	1991
South Dakota Tech	1-0-0	1913	—

Southern Illinois	2-1-0	2011	2019
Stephen F. Austin (Texas)	1-0-0	2007	—
UC Davis	1-0-0	2006	—
Wichita State (Kan.)	1-0-0	1937	—
Yankton College	1-0-0	1912	—
Youngstown State	4-1-0	2010	2018

Overall Record

63-40-5

*While the records show 107 Hobo Day games, there have been 109 Hobo days. There was no game in 1918 during World War I and in 1943, the game was between two Army special training teams from campus. In 2020, Hobo Day was canceled due to the COVID-19 pandemic.

HOBO DAY SCORES

1912: Yankton College	W, 6-3	1971: South Dakota	L, 18-37
1913: South Dakota Mines	W, 36-0	1972: North Dakota	L, 21-51
1914: North Dakota	W, 14-3	1973: South Dakota	L, 10-36
1915: South Dakota	L, 0-7	1974: Augustana	W, 35-6
1916: North Dakota	W, 14-7	1975: South Dakota	W, 24-22
1917: North Dakota State	W, 21-14	1976: North Dakota	W, 28-6
1918: No game — World War I		1977: South Dakota	L, 10-15
1919: North Dakota	W, 9-7	1978: South Dakota	L, 7-24
1920: Hamline	W, 14-0	1979: South Dakota	W, 26-21
1921: North Dakota	W, 27-14	1980: North Dakota State	L, 16-23
1922: South Dakota	T, 7-7	1981: Northern Colorado	L, 20-22
1923: Creighton	W, 27-20	1982: North Dakota State	L, 3-10
1924: South Dakota	W, 10-3	1983: North Dakota State	L, 12-24
1925: Creighton	L, 0-19	1984: Nebraska-Omaha	L, 24-27
1926: South Dakota	T, 0-0	1985: South Dakota	W, 24-12
1927: Morningside	W, 44-7	1986: North Dakota State	L, 7-49
1928: South Dakota	W, 13-0	1987: Nebraska-Omaha	W, 28-24
1929: North Dakota	L, 6-7	1988: Augustana	W, 37-22
1930: South Dakota	W, 13-6	1989: Morningside	W, 13-12
1931: North Dakota	L, 6-34	1990: Augustana	L, 0-31
1932: South Dakota	T, 0-0	1991: South Dakota	W, 21-18
1933: North Dakota	W, 18-2	1992: Nebraska-Omaha	W, 21-0
1934: South Dakota	W, 19-0	1993: Augustana	W, 35-25
1935: North Dakota	T, 6-6	1994: Morningside	W, 56-17
1936: South Dakota	L, 0-6	1995: North Dakota State	L, 17-26
1937: Wichita State	W, 20-6	1996: Morningside	W, 31-13
1938: South Dakota	L, 0-7	1997: St. Cloud State	W, 21-16
1939: North Dakota	W, 14-13	1998: Nebraska-Omaha [2 OT]	W, 30-27
1940: South Dakota	L, 0-26	1999: North Dakota	W, 21-7
1941: North Dakota	L, 15-33	2000: Minn. State, Mankato	L, 17-21
1942: South Dakota	L, 0-7	2001: Augustana	W, 31-21
1943: Two Army Special Training Teams		2002: North Dakota	L, 13-21
played to 6-6 tie		2003: St. Cloud State	W, 27-24
1944: SDS Army	W, 6-0	2004: Augustana	W, 38-9
1945: Hamline	W, 25-0	2005: Missouri-Rolla	W, 64-28
1946: Augustana	W, 26-6	2006: UC Davis	W, 22-21
1947: South Dakota	L, 7-36	2007: Stephen F. Austin	W, 45-0
1948: Augustana	W, 20-6	2008: McNeese State [3 OT]	L, 44-46
1949: South Dakota	W, 27-25	2009: Northern Iowa	W, 24-14
1950: North Dakota	T, 21-21	2010: Youngstown State	W, 30-20
1951: South Dakota	L, 6-26	2011: Southern Illinois	W, 45-34
1952: North Dakota	W, 60-6	2012: Youngstown State	W, 41-28
1953: St. John's (Minn.)	L, 13-26	2013: Southern Illinois	L, 24-27
1954: North Dakota	W, 34-20	2014: Youngstown State	L, 27-30
1955: South Dakota	W, 27-7	2015: Northern Iowa	L, 7-10
1956: North Dakota	W, 14-13	2016: Youngstown State	W, 24-10
1957: South Dakota	W, 21-13	2017: Northern Iowa	L, 18-38
1958: North Dakota	L, 12-30	2018: Youngstown State	W, 36-7
1959: South Dakota	W, 12-7	2019: Southern Illinois	W, 28-10
1960: North Dakota	L, 23-27	2020: No game — COVID-19 pandemic	
1961: South Dakota	W, 34-6	2021: Northern Iowa	L, 17-26
1962: North Dakota	W, 26-0	2022: Indiana State	W, 49-7
1963: South Dakota	W, 61-0	SDSU played 54 Hobo Day games at	
1964: North Dakota	L, 28-35	Coughlin-Alumni Stadium, with a 31-23-0	
1965: South Dakota	W, 30-14	record. The games attracted 598,559 fans,	
1966: North Dakota	L, 0-43	an average of 11,084 per game. The six	
1967: South Dakota	W, 42-14	Hobo Day games played at Dana J.	
1968: North Dakota	L, 16-21	Dykhous Stadium have drawn a total of	
1969: South Dakota	W, 20-14	96,140 fans (16,023 average).	
1970: North Dakota	L, 3-36		

HOBO DAY HIGHLIGHTS

Hobo Day has been a tradition at South Dakota State University for 105 years, with the Jackrabbits holding a .607 winning percentage in their annual homecoming game.

The following is a recap of 10 of the most memorable Hobo Day games in Jackrabbit football history.

10. 2006: Another comeback victory

The 2006 Jackrabbit football team made a habit of winning close games, and the Hobo Day game was no exception.

Trailing UC Davis 21-10 entering the fourth quarter, the Jackrabbits' late-game heroics continued as Dusty Snyders scored on a 9-yard pass from Andy Kardoes with 1:08 left in the game.

The Jackrabbit defense came up big late in the third quarter as Jeff Hegge dragged down an Aggie ball carrier at the 1-yard line and Eric Schroeder later blocked a short field goal attempt.

9. 1989: Two days of Hobo heroics

Day I: In a game that really could have been remembered as the 76th and 77th edition of Hobo Day, the Jackrabbits scored twice in the second half and hung on for a 13-12 win against Morningside. The game covered a two-day span after lightning caused the game to be suspended.

Morningside got on the board with two first-half field goals to take a 6-0 halftime lead. SDSU came firing out of the locker room after halftime and scored when a fumbled punt was pounced on by D.J. Wessel in the end zone to tie the game at 6. SDSU later pulled ahead when Shane Bouman and J.D. Berreth hooked up on a 78-yard pass play to put the Jacks up 13-6.

The game was suspended by lightning, but the coaches, by mutual agreement, decided to finish the suspended game the following day.

Day II: SDSU and Morningside resumed the game with 9:01 remaining in the contest. Morningside would score a touchdown on Day II, but Doug Miller blocked the extra point attempt that would have tied the game, preserving a wild 13-12 SDSU victory.

8. 1975: Game-winning field goal

It was a game of missed opportunities as the Jacks could have blown the game open in the second half, but had to rally in the closing seconds to win a nail-biter over the University of South Dakota, 24-22.

Leading 21-14 early in the fourth quarter and the Jacks driving for another score, USD's Gary Culver picked off SDSU's Greg Hart's pass in the end zone and gave the Coyotes new life. It was the second costly turnover on the day for the Jacks as they had earlier fumbled into the end zone for a touchback.

USD quickly capitalized on the interception, scoring a touchdown and a two-point conversion with 5:35 left in the fourth quarter to put the Coyotes up 22-21. The Jacks were able to recover as they mounted a 14-play drive that was capped by Dan DeLaHunt's game winning 25-yard field goal with eighteen seconds left.

7. 1956: Sweetening a sour season

With the pain of a one-point loss to Augustana the week before and a 60-0 pasting by Arizona earlier in the year still fresh in their minds, the Jackrabbits took to the field on Oct. 9, 1956, for a classic Hobo Day game.

The Jackrabbits would come out on top this day, winning a squeaker over the University of North Dakota, 14-13.

Earlier in the year this game was seen as a game by two of the toughest teams in the nation, but a rash of injuries caused this game to lose some of its luster—at least on paper.

SDSU, the defending league champion, was still smarting from early-season injuries going into the game. Despite not having running back Bill McDonald in the lineup, the Jacks unleashed a lethal ground attack, racking up 261 yards, led by Bob Betz's 122 yards. The Jacks' pass defense was the real story on the day, picking off four passes.

6. 1998: A double-overtime thriller

Unlike all previous Hobo Day games, the 1998 Hobo Day game took longer than sixty minutes to decide. Playing the first overtime game in school history, the Jackrabbits defeated Nebraska-Omaha 30-27 in double overtime.

The Jacks broke a tie in the fourth quarter on Andy Rennerfeldt's 68-yard pass to Steve Heiden. UNO answered right back to knot the score at 24. With 51 seconds left, UNO was whistled for an illegal motion penalty as the Mavericks set up for a 36-yard field goal attempt. The ensuing 41-yard field was no good, sending the game into overtime.

In the first overtime, SDSU's Brett Gorden and UNO's Paul Kosel traded long field goals to send the game into a second OT. UNO took possession first, but Kosel fell victim again, missing a 42-yard field goal all but sealing the deal for the Jacks.

Gorden's 23-yard field goal on the ensuing drive sailed through the uprights to send the Jackrabbits to victory for the seventh time in their last eight Hobo Day games.

5. 1963: Running roughshod over USD

In the largest margin of victory ever on Hobo Day, the Jackrabbits pounded USD 61-0 en route to the North Central Conference championship.

Eight different Jackrabbits found the end zone with running back Reed Sanderson scoring twice. The Jackrabbits added four second-quarter touchdowns to go up 34-0 at the half, out-rushing USD 137-11.

The second half was more of the same as SDSU scored four more touchdowns and outmanned the Coyotes 516-74 in total offense for the game.

4. 1997: Hail Mary delivers victory

In one of the wildest Hobo Day finishes ever, South Dakota State defeated St. Cloud State, 21-16.

The Jacks carried the lead going into the fourth quarter up 13-0. With 6:20 remaining in the game St. Cloud State tied the game at 13-all, but the Huskies were flagged for excessive celebration after the touchdown. With the extra point attempt moved back 15 yards, St. Cloud State's try for the lead sailed wide keeping the score knotted at 13. St. Cloud State took a 16-13 lead on a field goal with 3:39 remaining.

SDSU got the ball back with 23 seconds left to go in the contest. SDSU's Noel Bouché proceeded to loft a 47-yard Hail Mary to Brock Beran in the end zone to put SDSU ahead for good with only a few seconds remaining on the clock.

3. 1979: Tripping the U in playoff year

The Jackrabbits were outplayed by USD for the first three quarters but managed to win a close one to keep their playoff dreams alive with a 26-21 win.

SDSU scored a second-quarter touchdown and Tony Harris added a field goal to put the Jacks up 10-7 at the half. Harris added another chip shot in the third as SDSU went into the final quarter up by six.

The fourth began with USD striking first, going in from two yards out. SDSU would answer right back with two consecutive touchdowns with one coming from Lionel Macklin and the other coming from Jerry James with 6:40 remaining in the game.

2. 1950: Offsides call provides second chance

In what will go down as one of the craziest endings in Jackrabbit football history, SDSU took on the University of North Dakota and ended dead even at 21-21 after four hard-fought quarters. It was the only game the 9-0-1 conference champs from Brookings didn't win that season.

Trailing 7-0, SDSU senior Warren Williamson put the Jacks on the board when he swept around the right side and brought the Jacks within an extra point of tying the game.

UND would score two more times on the day and take a 21-7 lead into the fourth quarter. The fourth quarter was dominated by the 5-foot-9 Williamson, who finished the quarter with a touchdown reception and ran for another. But it was on the last touchdown from Williamson and the extra point that followed that makes this game one for the ages.

With the score 21-20 in UND's favor and SDSU's George Medchill digging in for the PAT, UND blocked the kick to give UND an apparent win on this Hobo Day. However, the officials ruled UNO offsides and gave Medchill another chance. Medchill redeemed himself, knocking it through the uprights, securing a 21-21 tie. Williamson would later say that he didn't really remember the end of the game because he had gotten hit so hard on his touchdown run.

1. 1985: Jacks knock off No. 1 USD

On an absolutely perfect day to watch football a then-record crowd of 16,193 showed up to watch SDSU avenge an earlier loss and crush previously undefeated and No. 1 ranked South Dakota, 24-12. SDSU had earlier lost to the Coyotes 33-18.

SDSU scored the first 22 points of the game and never looked back as K.C. Johnson kicked three field goals and Mike Busch threw for a touchdown and ran for another to put the Jacks ahead.

The Jackrabbit defense, led by Brian Sisley and Bruce Klostermann, allowed only two fourth-quarter touchdowns well after the issue was decided.

SDSU put the final touches on the upset when the Jacks recorded a safety in the end zone to slam the door shut on USD.

With the win, SDSU erased USD's 11-game winning streak and went on to have a 7-2 record in conference play, finishing tied for second-place in the North Central Conference race.

BEEF BOWL

South Dakota State University is home to the original Beef Bowl, and the event celebrated its Golden Anniversary during the 2016 season. The event returned in the fall of 2021 after a one-year hiatus due to the COVID-19 pandemic. The 56th installment of the Beef Bowl is slated for Sept. 9, when the Jackrabbits host Montana.

The Beef Bowl was started as SDSU's way of recognizing those individuals and firms involved in the beef industry in South Dakota.

Festivities include a pre-game barbecue with proceeds going toward scholarships in the Animal and Range Sciences Department, as well as presentation of the SDSU Friends of the Beef Industry Award. Proceeds from a live steer auction at halftime benefits the Jackrabbit Athletic Department.

Outside of Hobo Day, SDSU's annual homecoming celebration, the Beef Bowl usually ranks second for home single-game attendance. More than 10,000 people have attended each of the last 17 Beef Bowls and 19 times overall.

BEEF BOWL SCORES

1967: North Dakota State	L, 14-34	1996: North Dakota	W, 28-23
1968: Morningside	W, 43-14	1997: Mankato State	L, 7-21
1969: Northern Iowa	L, 14-24	1998: North Dakota	L, 6-20
1970: Augustana	L, 6-22	1999: Augustana	W, 38-31
1971: Wayne State (Mich.)	L, 8-27	2000: Northern Colorado	W, 17-7
1972: Youngstown St. (Ohio)	W, 34-22	2001: St. Cloud State	W, 30-24
1973: Western State (Colo.)	W, 56-28	2002: Nebraska-Omaha	W, 38-31
1974: North Dakota	W, 55-6	2003: North Dakota	L, 24-25
1975: North Dakota State	W, 13-8	2004: North Dakota State	W, 24-21
1976: Northern Colorado	L, 7-22	2005: Cal Poly	L, 16-24
1977: Nebraska-Omaha	W, 34-2	2006: Central Arkansas	W, 20-7
1978: Morningside	W, 41-17	2007: Texas State	W, 38-3
1979: Augustana	W, 28-26	2008: Western Illinois	W, 24-22
1980: South Dakota	W, 21-13	2009: Indiana State	W, 41-0
1981: Nebraska-Omaha	W, 17-10	2010: Western Illinois	W, 33-29
1982: South Dakota	W, 20-7	2011: Indiana State	L, 28-38
1983: St. Cloud State	L, 22-28	2012: Missouri State	W, 17-7
1984: North Dakota	L, 7-46	2013: Southeastern Louisiana	W, 34-26
1985: North Dakota	W, 29-23	2014: Wisconsin-Oshkosh	W, 41-3
1986: Morningside	W, 24-14	2015: Robert Morris (Pa.)	W, 34-10
1987: South Dakota	L, 21-30	2016: Cal Poly	L, 31-38
1988: North Dakota State	L, 26-55	2017: Drake	W, 51-10
1989: North Dakota State	L, 12-33	2018: Arkansas-Pine Bluff	W, 90-6
1990: Mankato State	L, 15-33	2019: Southern Utah	W, 43-7
1991: North Dakota State	L, 0-35	2021: Dixie State	W, 55-7
1992: North Dakota	L, 3-14	2022: Butler	W, 45-17
1993: North Dakota State	W, 42-30		
1994: Northern Colorado	L, 13-28		
1995: St. Cloud State	L, 10-34		

SDSU has played 55 Beef Bowl games, compiling a 34-21 record.

OUTSTANDING PLAYERS OF THE BEEF BOWL

- 1977: Gary Maffett, quarterback, South Dakota State
- 1978: Mark Dunbar, defensive end, South Dakota State
- 1979: Bill O'Connor, running back, Augustana
- 1980: Marty Higgins, quarterback, South Dakota State
- 1981: Mike Law, quarterback, South Dakota State
- 1982: Mike Law, quarterback, South Dakota State
- 1983: Tom Nelson, quarterback, St. Cloud State
- 1984: Tony Mazzu, running back, North Dakota
- 1985: Dan Sonnek, running back, South Dakota State
- 1986: Tom Sieh, defensive back, South Dakota State
- 1987: Chad Andersen, quarterback, South Dakota
- 1988: Tony Satter, running back, North Dakota State
- 1989: Chris Simdorn, quarterback, North Dakota State
- 1990: Lance Dunn, quarterback, Mankato State
- 1991: Arden Beachy, quarterback, North Dakota State
- 1992: Shannon Burnell, running back, North Dakota
- 1993: Dan Nelson, running back, South Dakota State
- 1994: Darnell Brooks, running back, Northern Colorado
- 1995: Todd Bouman, quarterback, St. Cloud State
- 1996: Sterne Akin, linebacker, South Dakota State
- 1997: Zach Witt, quarterback, Mankato State
- 1998: Kelly Howe, defensive back, North Dakota
- 1999: Josh Ranek, running back, South Dakota State
- 2000: Dale Heiden, defensive back, South Dakota State
- 2001: Josh Ranek, running back, South Dakota State
- 2002: Dan Fjeldheim, quarterback, South Dakota State
- 2003: John Bowenkamp, quarterback, North Dakota
- 2004: Brad Nelson, quarterback, South Dakota State
- 2005: Anthony Garnett, quarterback, Cal Poly
- 2006: Eric Schroeder, defensive lineman, South Dakota State
- 2007: Kyle Minett, running back, South Dakota State
- 2008: Danny Batten, defensive lineman, South Dakota State
- 2009: Ryan Crawford, quarterback, South Dakota State
- 2010: Kyle Minett, running back, South Dakota State
- 2011: Shakir Bell, running back, Indiana State
- 2012: Ross Shafraath, linebacker, South Dakota State
- 2013: Andrew Brown, defensive back, South Dakota State
- 2014: Zach Zenner, running back, South Dakota State
- 2015: Jake Wieneke, wide receiver, South Dakota State
- 2016: Joe Protheroe, fullback, Cal Poly
- 2017: Cade Johnson, wide receiver/kick returner, South Dakota State
- 2018: Taryn Christion, quarterback, South Dakota State
- 2019: Logan Backhaus, linebacker, South Dakota State
- 2021: Mike Morgan, tight end, South Dakota State
- 2022: Mark Gronowski, quarterback, South Dakota State

SHOWDOWN SERIES

South Dakota State University and the University of South Dakota forged a new component to their long-standing rivalry with the implementation of the South Dakota Showdown Series during the 2012-13 athletics season.

The Showdown Series, presented in conjunction with Learfield Sports, uses a point system in which each school earns points based on head-to-head competition and/or Summit League championship finishes in 17 men's and women's sports. Academics play an essential role as well, and the university compiling the most points by the end of the school year receives the specially designed traveling trophy.

SDSU took a 6-5 lead in the South Dakota Showdown Series after posting a 14-12 victory during the recently completed 2022-23 academic year.

The Jackrabbits bested USD, 14-13, in the inaugural series during the 2012-13 academic year, and retained the title during the 2013-14 season with an 18-9 win.

After USD claimed the 2014-15 Showdown Series championship, the Jackrabbits regained the traveling trophy with a 16-11 victory during the 2015-16 campaign. The Coyotes squeaked out 14-13 series victories in the next two academic years (2016-17, 2017-18) before SDSU reclaimed the "Corn Cup" with a 14.5-11.5 win during the 2018-19 season.

South Dakota State won the first seven football games associated with the South Dakota Showdown Series and eight overall. Five of the last seven meetings have been decided by one score or less.

The 2023 Showdown Series game is slated for Oct. 28 in Vermillion.

SHOWDOWN SERIES FOOTBALL SCORES

- 2012: SDSU 31, South Dakota 8
- 2013: SDSU 27, South Dakota 12
- 2014: SDSU 37, South Dakota 14
- 2015: SDSU 30, South Dakota 23
- 2016: SDSU 28, South Dakota 21
- 2017: SDSU 31, South Dakota 28
- 2018: SDSU 49, South Dakota 27
- 2019: South Dakota 24, SDSU 21
- 2021: South Dakota 23, SDSU 20
- 2022: SDSU 28, South Dakota 3