



# NORTHEASTERN BASEBALL

Thu-Sat, May 18-20, 2023  
Friedman Diamond - Brookline, Mass.



Northeastern Huskies  
39-11, 18-9 CAA (2nd)

vs



Charleston Cougars  
33-18, 17-10 CAA (4th)

1 1 6 9 11 58

CAA CHAMPIONSHIP COLLEGE WS APPEARANCE BEANPOT TITLES NCAA REGIONAL APPEARANCES ALL ALL-AMERICANS MLB DRAFT PICKS

## LEADING OFF

- The Huskies are in the ninth season of the Mike Glavine era in 2023 - during his head coaching tenure prior to this season, the Huskies have gone 226-178-1 overall and 101-63 in CAA play. Northeastern's 31-29-1 mark in 2022 was the third straight season over .500, with Glavine's Huskies posting a .500 or better record in six of his eight head coaching seasons.  
- The Northeastern Huskies enter the 2023 season as the CAA Runner-Up, after appearing in their second straight Championship Game, and their third in the last four tournaments.  
- At 10-3, the Huskies posted their best start through 13 games since the turn of the century. This season fell just short of the program's best start, set in 1942, which saw the team start the season 12-1.  
- The Huskies won their 37th game of the season last Tuesday, setting a new program record for the most wins in a season - the Huskies reached 36 wins in 2018 and 2021, in their last win of the postseason. They enter the weekend one win shy of 40.  
- The strong 2023 campaign has seen three ranked wins this season - a 6-3 home victory over #16/17 BC late in March, a 12-3 rout of #15 UConn in Storrs, and a 9-2 victory over #19 Maryland last Tuesday in College Park.  
- Northeastern has a 9-6 record against ranked clubs in the past three seasons - they are 3-0 in games vs. a ranked opponent this season. With their win against unranked Duke back in March, NU is 4-0 against teams currently in the Top 25.  
- After playing the first four weekends on the road, the Huskies have posted an 18-3 home record at Friedman Diamond this season - big wins included the BC upset, and CAA series victories against NC A&T (2-1), Delaware (2-1) and sweeps of Hofstra and Towson. Northeastern has not lost a weekend series at Friedman Diamond this season.  
- The Huskies are looking to get back to their series-winning ways this weekend hosting top-4 CAA power College of Charleston, after dropping two series on the road to UNCW and William & Mary to begin the month of May.

## 2023 SCHEDULE

### FEBRUARY (5-1)

17	Fri	at UNC Greensboro	W, 11-0
18	Sat	at UNC Greensboro	L, 6-7
19	Sun	at UNC Greensboro	W, 12-9
24	Fri	at Boston Red Sox %	L, 3-5
25	Sat	vs. Indiana State (DH) #	W, 9-5
		vs. Indiana State (DH) #	W, 15-10
26	Sun	vs. Indiana State #	W, 8-7 (11 inn.)

### MARCH (16-3, 5-3)

3	Fri	at USF	W, 15-7 (3 inn.)
4	Sat	at USF	W, 13-8
5	Sun	at USF	W, 8-7
8	Wed	at Duke	W, 2-0
10	Fri	at Elon *	W, 6-2
11	Sat	at Elon (DH) *	L, 3-4 (10 inn.)
11	Sat	at Elon (DH) *	L, 1-2
14	TUE	BRYANT	Cancelled
16	FRI	NORTH CAROLINA A&T * (DH)	W, 14-0
17	FRI	NORTH CAROLINA A&T * (DH)	W, 9-4
18	SAT	NORTH CAROLINA A&T *	L, 3-5
21	TUE	#16/17 BOSTON COLLEGE	W, 6-2
22	WED	MERRIMACK	W, 11-2
24	FRI	HARTFORD	W, 14-0
26	SUN	HARTFORD (DH)	W, 10-6
26	SUN	HARTFORD (DH)	W, 3-2
28	Tue	at Central Conn. St.	W, 5-2
29	WED	RHODE ISLAND	W, 7-2
31	Fri	at Monmouth (DH) *	W, 14-6
31	Fri	at Monmouth (DH) *	W, 9-5

### APRIL (14-3, 11-2)

2	Sun	at Monmouth *	W, 6-4
4	TUE	HARVARD !	L, 3-4
5	WED	STONEHILL	W, 10-0
7	FRI	DELAWARE *	L, 3-9
8	SAT	DELAWARE *	W, 9-0
9	SUN	DELAWARE *	W, 20-5
11	Tue	at UMass !	W, 18-11
14	Fri	at Stony Brook	W, 8-3 (10 inn.)
15	Sat	at Stony Brook	L, 3-11
16	Sun	at Stony Brook	W, 5-0
18	Tue	at #15 UConn	W, 12-3
21	FRI	HOFSTRA *	W, 6-1
22	SAT	HOFSTRA * (DH)	W, 14-5
22	SAT	HOFSTRA * (DH)	W, 8-1
28	FRI	TOWSON * (DH)	W, 6-5
28	FRI	TOWSON * (DH)	W, 12-8
29	SAT	TOWSON *	W, 5-4

### MAY (3-4, 2-4)

3	Tue	at Stonehill	Cancelled
5	Fri	at UNCW *	W, 8-2
6	Sat	at UNCW *	L, 2-7
7	Sun	at UNCW *	L, 2-4
9	Tue	at #19 Maryland	W, 9-2
12	Fri	at William & Mary *	W, 8-1
13	Sat	at William & Mary *	L, 5-8
14	Sun	at William & Mary *	L, 5-6
16	TUE	UMASS LOWELL *	3 p.m.
18	THU	COLLEGE OF CHARLESTON *	2 p.m.
19	FRI	COLLEGE OF CHARLESTON *	1 p.m.
20	SAT	COLLEGE OF CHARLESTON *	1 p.m.
24-27		CAA Tournament &	TBD

All times EST and subject to change  
Home games in BOLD CAPS  
(Friedman Diamond - Brookline Mass)

% Fort Myers Florida - Exhibition game  
# Snowbird Classic - Port Charlotte, Fla.  
! CAA Contest  
! Beanpot  
% CAA Tournament - Mt. Pleasant, S.C. (double elim.)  
HOME game bold CAPS  
All home games/CAA games will stream on FloBaseball

## NORTHEASTERN PROBABLE STARTERS (BASED ON PREVIOUS SERIES)

Pos. #	Player	GP/GS	Yr.	Avg.	SLG	OBP	HR	RBI	Notes
CF	8 Mike Sirota	45/45	So.	.368	.736	.498	16	46	11 HR last 4 weeks   Team-leading 63 runs scored
1B	33 Tyler MacGregor	45/45	Gr.	.344	.661	.432	16	48	Transfer from Columbia   Career-high 3 HR at UMD (5/9)
3B	1 Danny Crossen	49/49	R-Sr.	.340	.545	.420	9	40	50-game on base streak - new program record
RF	7 Cam Maldonado	46/45	Fr.	.356	.672	.430	12	40	Broke the NU rookie HR record (4/22) (2012, 8 HR)
DH	10 Alex Lane	49/47	Sr.	.314	.611	.429	15	51	Team leader in RBI - 2 HR last weekend at W&M
LF	9 Harrison Feinberg	37/31	R-Fr.	.268	.536	.381	7	22	Transfer from USC   2-run game-tying HR (4/29)
SS	22 Spenser Smith	39/37	R-Sr.	.224	.288	.355	1	16	21-for-23 on stolen bases this season
C	49 Gregory Bozzo	37/30	Jr.	.272	.360	.320	2	22	Game-winning HR vs. Towson (4/29)
2B	19 Luke Beckstein	43/36	Jr.	.254	.361	.378	3	31	400 (2-for-5) vs. Towson, 3R, 3BB, 2 RBI

## Key Reserves

Player	GP/GS	Yr.	Avg.	SLG	OBP	HR	RBI	Notes	
1B	3 Jack Thorbahn	23/10	Jr.	.224	.531	.328	3	14	Walk-off grand slam vs. Hartford (3/26 GM 1)
INF	5 Sean McGee	6/3	Fr.	.231	.538	.333	1	2	First career hit was a HR (2/25 vs. ISU)
C	13 Matt Brinker	13/7	Fr.	.261	.565	.367	2	7	Notched first career HR 3/17 (GM 2) vs. A&T
UTL	21 Justin Bosland	19/7	So.	.265	.265	.468	0	5	2 RBI vs. UMass Lowell (5/16)   13-13 on stolen bases
INF	28 Carmelo Musacchia	31/28	Fr.	.315	.509	.367	4	17	Seven stolen bases this season
OF	34 Luke Masiuk	14/3	So.	.238	.333	.393	0	5	1-for-4, 2B, 2 RBI vs. Merrimack (3/22)
C	44 Jimmy Sullivan	28/23	Jr.	.235	.370	.361	3	10	2-for-5, 2B, R as DH at #15 UConn (4/18)

## Starting Pitchers

Player	Yr.	G/GS	W-L	IP	H	K	BB	ERA	Notes	
RHP	6 Aiven Cabral	Fr.	15/12	7-3	66.2	64	60	9	2.56	Complete game shutout (4H, 0BB, 7K) on 4/8/23
RHP	11 Eric Yost	Jr.	13/13	5-1	66.2	87	49	12	4.86	8.1 scoreless innings (6H, 6K) at SBU (4/16)
RHP	46 Wyatt Scotti	Jr.	12/12	6-2	63.1	64	47	7	3.41	6.0 IP, 1R, 6H at W&M (5/14 - left with 5-1 lead)

## Key Relievers

Player	Yr.	App.	W-L	IP	SV	K	BB	ERA	Notes	
RHP	14 Patrick Harrington	Gr.	17	5-0	36.0	2	27	16	3.25	SV at W&M (5/12) (3.0, 2H, OR, 0BB, 2K)
RHP	17 Brett Dunham	So.	13	1-0	15.2	0	11	10	3.45	Relief win vs. Merrimack (3/22)
RHP	18 Griffin Young	Gr.	22	3-2	42.1	9	46	8	2.34	Closer - 13 scoreless appearances - leads CAA in SVs
RHP	20 Jordy Allard	Gr.	5	0-1	4.2	0	6	2	9.64	4/22 first app since Feb. - 0-2, 2K
RHP	31 Michael Gemma	Jr.	6	1-0	7.2	0	7	9	2.35	Made season debut 4/9 - 1.0, OH, 3K at UConn (4/18)
LHP	32 James Quinlian	R-Jr.	10	0-0	9.1	0	8	8	1.93	2 ER allowed on the year, 8 scoreless apps
RHP	35 Jack Beauchesne	So.	17	1-0	21.0	0	16	8	3.86	First career W vs. URI (2.0, 1H, OR, 0BB, 5K)
RHP	36 Nick Davis	R-Sr.	17	2-2	19.1	0	17	16	5.68	2.0 perfect innings, K on Senior Day (4/29 - W)
RHP	37 Jake Gigliotti	R-Jr.	19	7-0	54.2	1	53	14	3.29	10.2 IP in seven day span - 3 app, 2 starts, 2 wins (4/16-4/22)
LHP	45 Will Jones	Jr.	7	1-0	6.2	0	11	5	5.40	First career win vs. Stonehill - 7K's, career high
RHP	47 James Morice	Fr.	5	0-0	5.2	1	8	7	4.76	First career SV vs. URI (3.0, 1H, 1BB, OR, 6K)

## SERIES HISTORY VS. COLLEGE OF CHARLESTON

All-Time	14-13
at Northeastern	5-4
at Charleston	3-9
at Neutral site	6-0
NU Streak	W2
Last meeting	5/28/22 at Elon, CAA Loser's Final (NU W, 6-3)

## STREAMING/SOCIAL MEDIA INFORMATION

Video:	NESN / FloBaseball
Audio:	WRBB 104.9 FM
Live Stats:	NUHuskies.com/stats
Facebook	/GoNUbaseball
Twitter	@GoNUbaseball
Instagram	@GoNUbaseball

## TALE OF THE TAPE

	NU	CofC
Batting Avg.	.302	.286
Runs/Game	8.14	6.86
Hits/Game	10.54	10.06
Walks/Game	4.58	4.83
Doubles	87	107
Triples	14	13
HR	95	42
RBI	380	320
IP	445.0	463.2
ERA	3.54	4.45
WHIP	1.29	1.38
Opp. BA	.250	.256
Hits allowed/Game	8.54	9.03
Runs allowed/Game	4.20	5.31
Walks allowed/Game	2.96	3.49
Strikeouts/Game	7.98	8.27

## 2023 NORTHEASTERN BASEBALL NUMERICAL ROSTER

#	Name	Pos.	Ht.	Wt	Yr.	B/T	Hometown / Highschool / Previous Team
1	Danny Crossen	UTL	6-0	200	R-Sr.	R/R	Cotuit, Mass. / Cheshire Academy
2	Hayden Smith	RHP	6-3	195	So.	L/R	Honeoye Falls, N.Y. / Honeoye Falls-Lima
3	Jack Thorbahn	INF	6-3	215	Jr.	L/R	Hingham, Mass. / Thayer Academy
4	Dennis Colleran	RHP	6-3	225	So.	R/R	North Attleboro, Mass. / North Attleboro High
5	Sean McGee	INF	6-1	175	Fr.	L/R	Marshfield, Mass. / IMG Academy
6	Aiven Cabral	RHP	5-11	185	Fr.	R/R	Lynn, Mass. / St. Mary's Lynn
7	Cam Maldonado	OF	6-3	195	Fr.	R/R	Wolcott, Conn. / Hamden Hall Country Day School
8	Mike Sirota	CF	6-2	180	So.	R/R	Broad Channel, N.Y. / The Gunnery
9	Harrison Feinberg	OF	6-1	210	R-Fr.	R/R	Greenwich, Conn. / King School / USC
10	Alex Lane	1B/OF	6-5	230	Sr.	R/R	Andover, Mass. / St. John's Prep / Bryant
11	Eric Yost	RHP	6-1	190	Jr.	R/R	Ossining, N.Y. / Fordham Preparatory
12	Joseph Hauser	RHP	6-3	185	Fr.	R/R	Queens, N.Y. / St. Francis Prep
13	Matt Brinker	C	5-10	190	Fr.	R/R	Norfolk, Mass. / Xaverian Brothers
14	Patrick Harrington	RHP	6-1	210	Gr.	R/R	Bedford, N.H. / Bedford / Assumption College
15	Matt Downing	LHP	6-2	200	R-Jr.	L/L	Cheshire, Conn. / Cheshire
16	Ryan Griffin	P	6-6	180	Fr.	R/R	North Andover, Mass. / North Andover
17	Brett Dunham	RHP	6-2	205	So.	R/R	North Andover, Mass. / North Andover
18	Griffin Young	RHP	6-4	230	Gr.	R/R	Dover, N.H. / Dover / Wheaton College
19	Luke Beckstein	INF	5-7	175	Jr.	R/R	Tyngsborough, Mass. / Groton School
20	Jordy Allard	RHP	5-9	190	Gr.	R/R	Woodstock, VT / Hartford High School / Babson College
21	Justin Bosland	UTL	6-5	200	So.	L/R	Succasunna, N.J. / Roxbury High School
22	Spenser Smith	INF	6-2	190	R-Sr.	L/R	Wellesley, Mass. / Belmont Hill School
23	Charlie Walker	RHP	6-2	205	Fr.	R/R	Milton, Mass. / Milton
24	Ed Jarvis	C	5-11	196	R-Jr.	R/R	Manhasset, N.Y. / Regis / Stamford, Conn. / Westhill
25	Craig Ottaviano	RHP	6-5	224	Fr.	R/R	Weymouth, Mass. / Weymouth
27	Jack Doyle	INF	6-0	185	So.	R/R	New York, N.Y. / Fordham Prep
28	Carmelo Musacchia	INF	6-0	175	Fr.	R/R	Milton, Mass. / Catholic Memorial
31	Michael Gemma	RHP	6-5	200	Jr.	R/R	Medway, Mass. / Milton Academy
32	James Quinlivan	LHP	6-6	210	R-Jr.	L/L	Peabody, Mass. / St. John's Prep / Columbia
33	Tyler MacGregor	1B	6-2	220	Gr.	L/R	Trumbull, Conn. / Trumbull High School
34	Luke Masiuk	OF	6-1	200	So.	R/R	Chelmsford, Mass. / Milton Academy
35	Jack Beauchesne	RHP	6-2	185	So.	R/R	Pasadena, Calif. / Flintridge Prep
36	Nick Davis	RHP	6-5	215	R-Sr.	L/R	Paxton, Mass. / The Winchendon School
37	Jake Gigliotti	RHP	6-1	190	R-Jr.	R/R	Sterling, Mass. / Worcester Academy
43	Carson Walsh	RHP	6-0	185	Fr.	R/R	East Hampton, Conn. / Choate Rosemary Hall / UMass Lowell
44	Jimmy Sullivan	C	6-0	195	Jr.	L/R	South Hamilton, Mass. / Hamilton-Wenham Regional
45	Will Jones	LHP	6-5	220	Jr.	L/L	Barnstable, Mass. / St. Mark's
46	Wyatt Scotti	RHP	6-3	185	Jr.	R/R	Southbury, Conn. / Canterbury
47	James Morice	RHP	6-5	180	Fr.	R/R	Basking Ridge, N.J. / Ridge High School
49	Gregory Bozzo	C	6-0	205	Jr.	R/R	

## 2023 NORTHEASTERN BASEBALL COACHES AND STAFF // PRONUNCIATIONS

Head Coach ..... Mike Glavine (Northeastern '95) 9th Season	1 Danny Crossen ..... CROSS-in	32 James Quinlivan ..... QUINN-ih-vin
Assistant Coach / Recruiting Coord. .... Kevin Cobb (Bryant '10)	6 Aiven Cabral ..... AY-vin kuh-BRAWL	34 Luke Masiuk ..... MAY-sick
Assistant Coach ..... Nick Puccio (Fitchburg '10)	8 Mike Sirota ..... suh-ROW-tuh	35 Jack Beauchesne ..... bo-SHAYN
Volunteer Assistant Coach..... Matt Chamberlain (New Haven '20)	9 Harrison Feinberg.....FINE-burg (long 'i)	37 Jake Gigliotti .....GIG-lee-AW-tee (hard G's)
Director of Baseball Ops..... Omar Rouhana (Northeastern '88)	11 Eric Yost ..... YOAST (rhymes with Post)	43 Jack Thorbahn ..... THOR-bahn
Director of Strength & Conditioning ..... Jason Aguiar	19 Luke Beckstein.....beck-STINE (long 'i)	47 James Morice..... mo-REEESE (like Maurice)
Athletic Trainer ..... Kate Shimota (Boston U. '14)	24 Ed Jarvis .....JAR-vis	49 Gregory Bozzo..... BAH-zo
Sports Information Director ..... Brandon Poli (Maine '15)	26 Craig Ottaviano .....aw-tuh-vee-AW-no	AC Nick Puccio ..... POO-chee-oh
Student Managers..... Will Anastasopoulos, Reece Calvin, Justin Chen, Tim Clay, ..... Tim Seymour, Meghan Mancini	28 Carmelo Musacchia ..... moo-ZAH-kee-uh	0080 Omar Rouhana .....rew-HAH-nuh
	31 Michael Gemma .....Gemm-uh (hard G)	

**Coaching Positions:** First Base: Chamberlain - Third Base: Glavine - Mound Visits: Cobb - Pitching Changes: Glavine

### Huskies by State:

#### Massachusetts (22)

Jack Beauchesne (Chelmsford)  
 Luke Beckstein (Tyngsborough)  
 Matt Brinker (Norfolk)  
 Aiven Cabral (Lynn)  
 Dennis Colleran (North Attleboro)  
 Danny Crossen (Cotuit)  
 Jack Doyle (Weymouth)  
 Brett Dunham (North Andover)  
 Michael Gemma (Milton)  
 Jake Gigliotti (Paxton)  
 Ryan Griffin (North Andover)  
 Will Jones (South Hamilton)  
 Alex Lane (Andover)  
 Tyler MacGregor (Peabody)  
 Sean McGee (Marshfield)  
 James Quinlivan (Medway)  
 Wyatt Scotti (Barnstable)  
 Spenser Smith (Wellesley)  
 Jack Thorbahn (Hingham)  
 Charlie Walker (Milton)  
 Carson Walsh (Sterling)

#### Connecticut (7)

Harrison Feinberg  
 Matt Downing  
 Cam Maldonado  
 Luke Masiuk  
 James Morice  
 Craig Ottaviano  
 Jimmy Sullivan

#### New York (6)

Joseph Hauser  
 Ed Jarvis  
 Carmelo Musacchia  
 Mike Sirota  
 Hayden Smith  
 Eric Yost

#### New Hampshire (2)

Patrick Harrington  
 Griffin Young

#### New Jersey (2)

Justin Bosland  
 Gregory Bozzo

#### California (1)

Nick Davis

#### Vermont (1)

Jordy Allard

### Huskies by Class:

#### Freshman (11)

Matt Brinker  
 Aiven Cabral  
 Harrison Feinberg (R)  
 Ryan Griffin  
 Joseph Hauser  
 Cam Maldonado  
 Sean McGee  
 James Morice  
 Carmelo Musacchia  
 Craig Ottaviano  
 Charlie Walker  
 Carson Walsh

#### Sophomore (10)

Jack Beauchesne  
 Justin Bosland  
 Dennis Colleran  
 Jack Doyle  
 Brett Dunham  
 Luke Masiuk  
 Mike Sirota  
 Hayden Smith

#### Junior (13)

Luke Beckstein  
 Gregory Bozzo  
 Matt Downing (R)  
 Michael Gemma  
 Jake Gigliotti (R)  
 Ed Jarvis (R)  
 Will Jones  
 James Quinlivan (R)  
 Wyatt Scotti  
 Jimmy Sullivan  
 Jack Thorbahn  
 Eric Yost

#### Senior (4)

Danny Crossen (R)  
 Nick Davis (R)  
 Alex Lane  
 Spenser Smith (R)

#### Grad. Student (4)

Jordy Allard  
 Patrick Harrington  
 Tyler MacGregor  
 Griffin Young

## GENERAL INFORMATION

Northeastern University.....	Founded in 1898
Location.....	Boston, Mass.
Enrollment.....	22,314 (undergrad)
Nickname.....	Huskies
Mascot.....	Paws
Colors.....	Red and Black
Affiliation.....	NCAA Division I
Conference.....	Colonial Athletic Association (CAA)
Facility (Capacity).....	Friedman Diamond (2,500)
Location.....	Brookline, Mass.
Year Opened.....	1930
Dimensions.....	326--370--400--370--342
President.....	Dr. Joseph Aoun (MIT, '81)
Director of Athletics.....	Jim Madigan (Northeastern, '86)
Phone.....	(617) 373-2672

## BASEBALL HISTORY

First Year.....	1921
Seasons / Games Played.....	103 / 3,023
All-Time Record.....	1,553-1,453-17 (.517)
NCAA Regional Appearances.....	9
Record.....	6-18 (.250)
Years.....	1964, '66, '72, '73, '94, '97, '03, '18, '21
College World Series Appearances.....	1
Record.....	0-2 (.000)
Year.....	1966
CAA Tournament Appearances (joined in 2005-06).....	11
Years.....	'06, '09, '13-'19, '21-'22
Record.....	19-21 (.475)
Titles.....	1
Years Won.....	2021
Beanpot Championships.....	6
Record.....	30-32 (.483)
Years Won.....	1994, '95, '02, '07, '09, '13
America East Tournament App. (1993-2005).....	13
Record.....	24-22 (.522)
Titles.....	3
Years Won.....	1994, '97, '03

## 2022 TEAM INFORMATION

Overall Record.....	31-29-1 (.516)
Final RPI.....	118
Home / Away / Neutral.....	11-8-1 / 14-14 / 6-7
CAA Record / Finish.....	10-14 / 5th
CAA Home / Away.....	6-6 / 4-8
Lettermen Returning / Lost.....	25/15
Newcomers.....	17
Starting Players Returning / Lost.....	5/4
Starting Pitchers Returning / Lost.....	2/2
2022 MLB Signees.....	3

## COACHING STAFF

Head Coach.....	Mike Glavine (Northeastern, '96) (9th Season)
Years.....	16 total, 8 as Head Coach
Record at NU.....	226-178-1 (.560)
Career Record.....	226-178-1 (.560)
CAA Record.....	101-63 (.616)
Assistant Coach.....	Kevin Cobb (Bryant, '10) (11th season)
Assistant Coach.....	Nick Puccio (Fitchburg, '10) (5th season)
Volunteer Assistant.....	Matthew Chamberlain (New Haven '20) (1st season)
Baseball Ops.....	Omar Rouhana (Northeastern '84) (13th season)

## THE LAST TIME IT HAPPENED...

### The last time the Huskies:

Won 7 consecutive games.....	April 16-April 28, 2023
Won 8 consecutive.....	April 16-April 29, 2023
Won 9 consecutive.....	April 16 - May 5, 2023
Won 10 consecutive.....	March 21-April 2, 2023
Won 11 or more consecutive games.....	20, April 7-May 15, 2021
Longest winning streak.....	20 (school record) (Twice, 1991, 2021)
Lost 6 consecutive games.....	April 30-May 11, 2017
Lost 7 consecutive.....	March 4-25, 2015
Lost 8 consecutive.....	March 30-April 10, 2012
Lost 9 consecutive.....	March 27-April 13, 2010
Lost 10 or more consecutive.....	11 (March 21-April 13, 2010)
Won on a walk off.....	March 26, 2023 (10-6 vs. Hartford)
Won on a walk off HR.....	March 26, 2023 (10-6 vs. Hartford)
Won in extra innings.....	April 14, 2023 (8-3 at Stony Brook, 10 inn)
Lost in extra innings.....	March 11, 2023 (3-4 at Elon, GM 1, 10 inn)
Played 12 innings.....	May 17, 2022 (4-3 @ UMass Lowell, 12 inn)
Played 13 innings.....	March 20, 2018 at Boston College (W, 7-4)
14.....	March 20, 2018 at Boston College (W, 7-4)
15.....	March 20, 2018 at Boston College (W, 7-4)
16.....	March 20, 2018 at Boston College (W, 7-4)
17.....	March 20, 2018 at Boston College (W, 7-4)
18.....	March 20, 2018 at Boston College (W, 7-4)
19.....	March 25, 2016 at James Madison (L, 6-7) - Longest game in school history (Unofficial - 5:46)
Scored 10-14 runs in a game.....	April 28, 2023 (12-8 vs. Towson, GM 2)
Scored 15-19 runs in a game.....	April 11, 2023 (18-11 at UMass)
Scored 20 or more runs in a game.....	April 9, 2023 (20-5 vs. Delaware)
Had 10-15 hits in a game.....	May 14, 2023 (13 at William & Mary I, L, 5-6)
Had 16-19 hits in a game.....	April 22, 2023 (16 vs. Hofstra, GM 1   W, 14-5)
Had 20+ hits in a game.....	March 31, 2023 (20 at Monmouth, GM 1   W, 14-6)
Hit back-to-back homers.....	May 14, 2023 (TJ, Alex Lane, Cam Maldonado at W&M   L, 5-6)
Hit 3 consecutive homers.....	May 20, 2021 (Max Viera, Ben Malgeri, Ian Fair at Towson - T5   W, 15-2)
Won a series.....	April 28-29, 2023 (3-0 vs. Towson)
Swept a series.....	April 28-29, 2023 (3-0 vs. Towson)
Won a CAA series.....	April 28-29, 2023 (3-0 vs. Towson)
Swept a CAA series.....	April 28-29, 2023 (3-0 vs. Towson)
Had a pitcher throw a no-hitter.....	April 7, 2006 (W vs. JMU, 2-0)
Threw a combined no-hitter.....	Never
Were no-hit.....	March 9, 2018 (L, 0-6 @ #15 Auburn)
Struck out 10-15 batters in one game.....	May 9, 2023 (10 at #19 Maryland   W, 9-2)
Struck out 16-19 batters in one game.....	May 11, 2019 (18 vs. JMU, L 8-9)
Struck out 20+ batters in one game.....	March 25, 2016 (23 @ JMU, L6-7, 19 inn.)
Walked 10+ batters in one game.....	Feb. 19, 2022 (12 vs. Monmouth @ Cary, N.C.   L 12-5)
Shut out an opponent.....	April 16, 2023 (W, 5-0 at Stony Brook)
Shut out by an opponent.....	May 19, 2022 (L, 0-4 @ Delaware)

### The last time a Husky:

Had a walk-off.....	Jack Thorbahn, March 26, 2023 (89 Grand Slam, 10-6 vs. Hartford, GM 1)
Had a walk-off hit (that wasn't a HR).....	Jeff Costello, March 17, 2019 (18 8, RBI, 8-7 vs. Holy Cross)
Hit a walk-off home run.....	Jack Thorbahn, March 26, 2023 (89 Grand Slam, 10-6 vs. Hartford, GM 1)
Hit a walk-off home run at Friedman Diamond.....	Jack Thorbahn, March 26, 2023 (89 Grand Slam, 10-6 vs. Hartford, GM 1)
previous.....	Rob Fonseca, May 14, 2015 (10th inning, 3 RBI, 5-4 vs. #15 Charleston)
Hit a walk-off grand slam.....	Jack Thorbahn, March 26, 2023 (89 Grand Slam, 10-6 vs. Hartford, GM 1)
Hit a grand slam.....	Mike Sirota, April 9, 2023 (W, 20-5 vs. Delaware)
Hit a leadoff home run to start the game.....	Mike Sirota, April 22, 2022 (L, 4-10 @ High Point)
Hit an inside-the-park home run.....	Ian Fair, March 22, 2019 (T9, Right Center Field, 3 RBI   W, 7-6 at William & Mary)
Hit two home runs in a game.....	Tyler MacGregor (3), May 9, 2023 (W, 9-2 at #19 Maryland)
Hit three home runs in a game.....	Tyler MacGregor, May 9, 2023 (W, 9-2 at #19 Maryland)
Homered in consecutive games.....	Cam Maldonado (5/13-14 at William & Mary - L, 5-8   L, 5-6)
Homered in both games of a double-header.....	Mike Sirota (4/28 vs. Towson - W, 6-5   W 12-8)
Homered in three straight games.....	Mike Sirota (5/9 at #19 Maryland, 5/12 & 5/13 at W&M   W, 9-2, W, 8-1, L, 5-8)
Hit for the cycle.....	Cam Maldonado (4/11/23 at UMass   5-for-6, 2 2B, 6 RBI)
Scored 3 runs in a game.....	Mike Sirota (5/12/23 at William & Mary   W, 8-1)
Scored 4 runs in a game.....	Tyler MacGregor (4/11/23 at Massachusetts   W, 18-11)
Scored 5 runs in a game.....	Jared Dupere (5/7/21 vs. Hofstra, W 13-1)
Had 4 hits in a game.....	Cam Maldonado (4/18/23 at #15 UConn, 4-for-5, 2R, 2 HR, 6 RBI   W, 12-3)
Had 5+ hits in a game.....	Cam Maldonado (4/11/23 at UMass, 5-for-6, 2 2B, 3B, HR, 6 RBI   W, 18-11)
Hit 1.000 in a game (min. 3 AB).....	Mike Sirota (4/2/23 vs. Monmouth, 3-for-3, 2B, 2B, 3R   W, 6-4)
Had 2 doubles in a game.....	Cam Maldonado (4/11/23 at UMass, 5-for-6, cycle, 6 RBI   W, 18-11)
Had 3 doubles in a game.....	Michael Geaslen (3/23/19 @ W&M, 3-for-4, 2 RBI, 2R   W, 9-4)
Had 2 triples in a game.....	Jeff Costello (3/18/22 vs. Holy Cross (GM2), 3-for-5, 2 RBI, 3R   W, 10-0)
Had 4 RBI in a game.....	Tyler MacGregor (5/9/23 at #19 Maryland, 3-for-4, 3 HR   W, 9-2)
Had 5 RBI in a game.....	Cam Maldonado (6, 4/18/23 at #15 UConn, 4-for-5, 2 HR   W, 12-3)
Had 6+ RBI in a game.....	Cam Maldonado (4/18/23 at #15 UConn, 4-for-5, 2 HR   W, 12-3)
Stole 3 bases in a game.....	Cam Maldonado (May 16, 2023 vs. UMass Lowell   W, 6-4)
Stole 4 bases in a game.....	Justin Bosland (5, March 22, 2023 vs. Merrimack   W, 11-2)
Stole 5+ bases in a game.....	Justin Bosland (5, March 22, 2023 vs. Merrimack   W, 11-2)
Walked 3 times in a game.....	Tyler MacGregor (May 16, 2023 vs. UMass Lowell   W, 6-4)
Walked 4+ times in a game.....	Spenser Smith (4, March 7, 2020 @ FAU   W, 10-7)
Threw a nine-inning no-hitter.....	Adam Ottavino (April 7, 2006 vs. James Madison   W, 2-0)
Threw a complete game.....	Aiven Cabral (April 8, 2023 vs. Delaware, 4H, 7K, 97 PC   W, 9-0)
Threw a nine-inning complete game.....	Aiven Cabral (April 8, 2023 vs. Delaware, 4H, 0R, 7K, 97 PC   W, 9-0)
Threw a complete game shut out.....	Aiven Cabral (April 8, 2023 vs. Delaware, 4H, 7K, 97 PC   W, 9-0)
Struck out the side.....	Wyatt Scotti (April 29, 2023 vs. Towson, T3   W, 5-4)
Struck out 3 consec. batters.....	Wyatt Scotti (April 29, 2023 vs. Towson, T3   W, 5-4)
Struck out 4 consec. batters.....	Will Jones (April 5, 2023 vs. Hartford, T2-T3   W, 10-0)
Struck out 5 consec. batters.....	Kyle Murphy (April 10, 2021 @ Hofstra, B2-B3   W, 3-2)
Struck out the side in consecutive innings (6 in a row).....	Kyle Murphy (April 10, 2021 @ Hofstra, B2-B3   W, 3-2)
Struck out 8 batters in a game.....	Jake Gigliotti (4/22/23 vs. Hofstra GM 2, 6.0 IP, 2H, 0R, 1BB   W, 8-1)
Struck out 9 batters in a game.....	Eric Yost (4/9/23 vs. Delaware, 6.0 IP, 2H, 1ER, 1BB   W, 20-5)
10.....	Cam Schiltler (12) (4/17/22 @ JMU, 6.2 IP, 5H, 1ER, 3BB   W, 4-1)
11.....	Cam Schiltler (12) (4/17/22 @ JMU, 6.2 IP, 5H, 1ER, 3BB   W, 4-1)
12.....	Cam Schiltler (4/17/22 @ JMU, 6.2 IP, 5H, 1ER, 3BB   W, 4-1)
13+.....	Sean Mellen (13) (3/4/18 vs. Villanova @ Port Charlotte, 7.0 IP, 4H, 0ER, 2BB   W, 1-0)

**Records Were Meant to be Broken**

The 2023 season for Northeastern Baseball will go down as a record-breaking - the most recent of which was the program record for single-season wins: The Huskies had reached 36 wins in 2018 and 2021, both earning their final win in the CAA Postseason Tournament. With their victory over #19 Maryland last Tuesday, the Huskies have reached their 37th win for the first time ever, with seven regular season games remaining and at least two CAA Tournament games.

Other records and milestones tied/broken/met this season so far:

- MOST WINS IN A SEASON: 39 (was 36, 2018 & 2021)
- MOST HOME RUNS IN A SEASON (TEAM) - 95 (was 60, 2008)
- MOST HOME RUNS IN A SEASON (IND. - ROOKIE) - Cam Maldonado, 12 (was 8, 2012)
- LONGEST ON-BASE STREAK: Danny Crossen, 50 games dating back to 2022 (was 44, 2021)
- LONGEST HITTING STREAK: Danny Crossen, 22 games (ties a 2018 program record)
- FIRST CYCLE SINCE IN THE 2000s: Cam Maldonado (4/11/23, 5-for-6, 6 RBI)

**Rank 'Em**

For the first time in the program's history, Northeastern Baseball was named to the Top 25 poll by D1Baseball on Monday, May 1st, 2023 - it's the first mid-season ranking for the Huskies, and the first time appearing in a Top 25 poll since the 1966 College World Series, where the Huskies were ranked #8.

Northeastern also appeared in that week's polls put out by NCBWA (#30), Perfect Game (#23), and College Baseball Nation (#37).

The Huskies dropped out of the Top 25 after a series loss to UNCW on the road. As of 5/17 they sit 33rd in the RPI, a perfect 7-0 against teams in the Top 50.

**Swinging for the Fences**

The Huskies tallied 23 home runs through the first nine games of the 2023 season, averaging 2.5 per game. In contrast, the Huskies hit just 27 home runs in all of last season (61 games). In the opening nine games of a season, the Huskies, prior to 2023, had not tallied more than six since at least the turn of the century.

The Huskies continued that pace and smashed the previous program record for homers in a season (60, set in 2008) on Tuesday at #15 UConn. Tied at 60 homers, the Huskies set the new bar at 65 and counting with a five-bomb day at Elliot Ballpark. They are now up to 88 homers on the year.

**MOST HOME RUNS IN A SEASON - NU BASEBALL:**

Season	Home Runs
<b>2023</b>	<b>95</b>
<b>2008</b>	<b>60</b>
2021	54
2007	53
1997	52
1998	50
2004	50
2005	50
2006	48
1994	42

**Is That Called a Hat Trick?**

NU's 9-2 win over #19 Maryland saw three home runs from first baseman Tyler MacGregor, the first triple-bomb game of his career, and his third multi-HR game as a Husky.

MacGregor's first homer came in the top of the first after a Mike Sirota single - he pulled one over the right field fence to break the stalemate early, letting the Huskies settle in to take control of the game.

He had two solo shots, one in the fifth and one in the ninth, to set the tone as Northeastern led early and never looked back, holding one of the hotter offensive teams in the nation to just two runs on the night after a massive 5-0 lead.

MacGregor is the first Husky to notch three homers in a game since Mike Lyon in the 2008 season. (5/3/2008 vs. Hofstra)

<b>CLUBHOUSE LEADERS</b>	
<b>HITTERS/FIELDERS:</b>	
HITS	Danny Crossen (68)
BATTING AVERAGE	Mike Sirota (.368)
RUNS SCORED	Mike Sirota (63)
RUNS BATTED IN	Alex Lane (51)
DOUBLES	Danny Crossen (12)
TRIPLES	Cam Maldonado (5)
HOME RUNS	Tyler MacGregor, Mike Sirota (16)
SLUGGING PCT.	Mike Sirota (.736)
WALKS	Mike Sirota (38)
HIT-BY-PITCH	Alex Lane (13)
ON-BASE PCT.	Mike Sirota (.498)
STOLEN BASES	Cam Maldonado (27)
GAMES PLAYED	Danny Crossen, Alex Lane (49)
GAMES STARTED	Danny Crossen (49)
PUTOUTS	Tyler MacGregor (318)
ASSISTS	Spenser Smith (120)
FIELDING DOUBLE-PLAYS	Tyler MacGregor (27)
CAUGHT STEALING	Six players tied (1s)
FIELDING PCT	Five players tied (1.000)
<b>STARTING PITCHING (MIN. 3 STARTS):</b>	
EARNED RUN AVERAGE	Aiven Cabral (2.57)
OPP. BATTING AVERAGE	Jake Gigliotti (.230)
WIN PCT.	Jake Gigliotti (1.000)
WINS	Jake Gigliotti, Aiven Cabral (7)
INNINGS PITCHED	Eric Yost, Aiven Cabral (66.2)
STRIKE OUTS	Aiven Cabral (60)
LEAST WALKS ALLOWED	Wyatt Scotti (7)
LEAST HITS ALLOWED	Jake Gigliotti (47)
LEAST RUNS ALLOWED	Aiven Cabral (20)
LEAST EBH ALLOWED	Aiven Cabral, Jake Gigliotti (11)
WHIP	Aiven Cabral (1.10)
LEAST HOME RUNS ALLOWED	Jake Gigliotti (3)
APPEARANCES	Jake Gigliotti (19)
STARTS	Eric Yost (13)
<b>ALL PITCHERS (MIN. 3 APP. 4.0 IP):</b>	
EARNED RUN AVERAGE	James Quinlivan (1.93)
OPP. BATTING AVERAGE	James Quinlivan (.097)
WIN PCT.	Six players tied (1.000)
WINS	Jake Gigliotti, Aiven Cabral (7)
SAVES	Griffin Young (8)
INNINGS PITCHED	Eric Yost, Aiven Cabral (66.2)
STRIKE OUTS	Aiven Cabral (60)
LEAST WALKS ALLOWED	Jordy Allard (2)
LEAST HITS ALLOWED	Quinlivan, Morice (3)
LEAST RUNS ALLOWED	James Quinlivan (2)
LEAST EBH ALLOWED	Three players tied (1)
WHIP	Griffin Young (0.97)
LEAST HOME RUNS ALLOWED	Four players tied (0)
APPEARANCES	Griffin Young (22)

## Young Guns

Northeastern rookie right fielder **Cam Maldonado** has set a new mark for the program, hitting nine home runs in his rookie campaign. That record beat out Rob Fonseca, who hit eight in his rookie season of 2012.

Player	Freshman Year	Home Runs
<b>Cam Maldonado</b>	<b>2023</b>	<b>12</b>
Rob Fonseca	2012	8
Scott Holzwasser	2017	7
Chuck Allard	1985	7
<b>Harrison Feinberg</b>	<b>*2023</b>	<b>7</b>
Max Viera	2021	6
Jason Vosler	2012	6
Ben Beck	1999	6
Derek Gauthier	1992	6
Fred Kos	1965	6

\*redshirt freshman

## New Faces

On opening day, the Huskies rolled out a lineup with 10 newcomers - five true freshman, and five transfers. They accounted for five of the teams 12 hits, three of the innings pitched, and three of the nine strikeouts in the opening day shutout victory.

On the weekend as a whole, the Huskies saw action from eight position players and four pitchers make their Husky debuts. On the field, apart from Sullivan: freshman **Cam Maldonado** had an impressive Sunday going 3-for-4 at the plate with an RBI, a run scored, and a stolen base - first baseman transfer **Tyler MacGregor** started all three contests and ended up with the go-ahead two-run homer in Sunday's back and forth victory - transfer outfielder **Alex Lane** showed off his power with some big extra base hits including a double, a triple, and 4 RBI on the weekend. From out of the bullpen, transfer **Griffin Young** and freshman **Charlie Walker** helped pace the Huskies to a shutout victory on Friday afternoon, and helped the Huskies stabilize the game on Sunday, putting a halt to the back-and-forth scoring. Walker finished the weekend with a team-high six punch-outs, and Griffin Young picked up his first career D1 win as he finished out the Sunday contest.

## Held in High Regard

Three Huskies have been named to positional power rankings by D1 Baseball for week six - starting ace **Wyatt Scotti**, one of just five D1 pitchers to start 6-0 on the season, was named the 54th best SP in the nation. Scotti enters the weekend of play with an ERA of 2.06, with 32 punch outs. He has started all three of Northeastern's shutout victories this season.

**Danny Crossen** was named the 32nd best third-baseman through week six by the publication, coming into the week with a .390 batting average, a 19-game hit streak, and 15 RBI. After the midweek games, his hit streak is now at 21 games, as he homered in his first at-bat against URI to extend Northeastern's lead in the third inning.

Out of the bullpen, graduate transfer **Griffin Young** was named the 32nd best reliever in the NCAA - he has two relief wins for a 2-0 record on the season, and as of Tuesday's game with CCSU, has a career-high five saves on the year. Coming into the week he had an ERA of 1.33 and 25 strikeouts to four walks.

A trio of Huskies were also honored in the outfield, with **Alex Lane** checking in at #55, **Harrison Feinberg** checking in at #59, and **Mike Sirota** at #93.

D1Baseball released its positional rankings through week 12 this week, with **Danny Crossen**, and **Mike Sirota** repeating as list members as of 5/11. Crossen ranked as the #46 third basemen in the publication's top 50, and Sirota climbed up to #12 in their top 100 outfielders list. Joining Sirota was **Cam Maldonado** at #31. Another rookie entering the spotlight was **Aiven Cabral** ranking #69 among the D1Baseball Top 100 starting pitchers. Young repeated as a top-50 reliever, ranking at #14 on D1Baseball's new list.

# NORTHEASTERN HOME RUN BREAKDOWN

No.	Date	Player (# of HRs)	Opp. / Park	Inn.	On Base	Outs	New Score	Location/Est. Distance*
1	Feb. 19	Jimmy Sullivan (1)	UNCG / UNCG Baseball Stadium	T4	2	1	<b>4-3</b>	Right Field / 345'
2	Feb. 19	Tyler MacGregor (1)	UNCG / UNCG Baseball Stadium	T9	1	0	11-9	Right Field / 380'
3	Feb. 25	Luke Beckstein (1)	ISU GM1 / Centennial Park - Field 9	T2	<b>3</b>	1	<b>4-0</b>	Left Field / 340'
4	Feb. 25	Jimmy Sullivan (2)	ISU GM1 / Centennial Park - Field 9	T3	0	2	5-0	Center Field / 400'
5	Feb. 25	Alex Lane (1)	ISU GM1 / Centennial Park - Field 9	T9	2	1	9-5	Center Field / 360'
6	Feb. 25	Mike Sirota (1)	ISU GM2 / Centennial Park - Field 9	T2	1	1	5-0	Left Field / 405'
7	Feb. 25	Danny Crossen (1)	ISU GM2 / Centennial Park - Field 9	T4	0	1	8-1	Left Field / 360'
8	Feb. 25	Alex Lane (2)	ISU GM2 / Centennial Park - Field 9	T4	0	2	9-1	Center Field / 410'
9	Feb. 25	Sean McGee (1)	ISU GM2 / Centennial Park - Field 9	T7	1	2	11-8	Left-Center Field / 380'
10	Feb. 25	Mike Sirota (2)	ISU GM2 / Centennial Park - Field 9	T7	0	2	12-8	Center Field / 410'
11	Feb. 25	Harrison Feinberg (1)	ISU GM2 / Centennial Park - Field 9	T8	2	1	15-8	Left Field / 370'
12	Feb. 26	Mike Sirota (3)	ISU / Centennial Park - Field 10	T5	1	1	3-4	Center Field / 415'
13	Feb. 26	Danny Crossen (2)	ISU / Centennial Park - Field 10	T5	2	1	<b>6-4</b>	Left Field / 330'
14	Feb. 26	Spenser Smith (1)	ISU / Centennial Park - Field 10	T9	0	0	<b>7-7</b>	Right-Center Field / 380'
15	March 3	Alex Lane (3)	USF / USF Baseball Stadium	T6	2	2	9-3	Left-Center Field / 370'
16	March 3	Jimmy Sullivan (3)	USF / USF Baseball Stadium	T6	1	2	11-3	Center Field / 410'
17	March 3	Alex Lane (4)	USF / USF Baseball Stadium	T7	2	1	15-3	Right-Center Field / 375'
18	March 4	Alex Lane (5)	USF / USF Baseball Stadium	T2	2	2	6-0	Right Field / 345'
19	March 4	Mike Sirota (4)	USF / USF Baseball Stadium	T4	1	0	8-2	Left-Center Field / 418'
20	March 4	Cam Maldonado (1)	USF / USF Baseball Stadium	T5	0	1	9-6	Right-Center Field / 395'
21	March 5	Tyler MacGregor (2)	USF / USF Baseball Stadium	T4	1	2	<b>4-4</b>	Center Field / 407'
22	March 5	Harrison Feinberg (2)	USF / USF Baseball Stadium	T6	0	0	<b>5-4</b>	Center Field / 410'
23	March 5	Harrison Feinberg (3)	USF / USF Baseball Stadium	T9	0	2	8-5	Left-Center Field / 370'
24	March 11	Danny Crossen (3)	Elon / Latham Park	T3	0	2	<b>2-2</b>	Left-Center Field / 362'
25	March 11	Cam Maldonado (2)	Elon / Latham Park	T7	0	2	<b>3-0</b>	Left Field / 332'
26	March 17	Tyler MacGregor (3)	NC AGT / Friedman Diamond	B1	0	2	<b>1-0</b>	Right Field / 360'
27	March 17	Cam Maldonado (3)	NC AGT / Friedman Diamond	B2	0	1	2-0	Left Center Field / 395'
28	March 17	Luke Beckstein (2)	NC AGT / Friedman Diamond	B2	1	2	4-0	Left Field / 385'
29	March 17	Tyler MacGregor (4)	NC AGT / Friedman Diamond	B4	0	2	9-0	Right Center Field / 407'
30	March 17	Danny Crossen (4)	NC AGT / Friedman Diamond	B6	0	2	10-0	Left Field / 372'
31	March 17	Alex Lane (6)	NC AGT / Friedman Diamond	B6	1	2	12-0	Center Field / 403'
32	March 17	Jack Doyle (1)	NC AGT / Friedman Diamond	B8	0	0	13-0	Left Field / 382'
33	March 17	Matt Brinker (1)	NC AGT / Friedman Diamond	B5	0	1	<b>2-2</b>	Left Field / 345'
34	March 21	Alex Lane (7)	BC / Friedman Diamond	B5	2	0	<b>6-2</b>	Left Center Field / 392'
35	March 24	Tyler MacGregor (5)	Hartford / Friedman Diamond	B6	1	0	10-0	Right Field / 375'
36	March 24	Carmelo Musacchia (1)	Hartford / Friedman Diamond	B6	0	1	11-0	Left Center Field / 372'
37	March 24	Harrison Feinberg (5)	Hartford / Friedman Diamond	B8	2	1	14-0	Left Field / 355'
38	March 26	Alex Lane (8)	Hartford / Friedman Diamond	B3	1	1	3-0	Right Field / 415'
39	March 26	Jack Thorbahn (1)	Hartford / Friedman Diamond	<b>B9</b>	<b>3</b>	<b>1</b>	<b>10-6</b>	Right Field / 372'
40	March 29	Jack Thorbahn (2)	Rhode Island / Friedman Diamond	B3	1	0	<b>2-1</b>	Left Field / 332'
41	March 29	Danny Crossen (5)	Rhode Island / Friedman Diamond	B3	1	1	4-1	Left Field / 372'
42	March 31	Tyler MacGregor (6)	Monmouth / MU Baseball Field	T1	2	1	<b>3-0</b>	Center Field / 402'
43	March 31	Harrison Feinberg (6)	Monmouth / MU Baseball Field	T2	0	1	4-1	Center Field / 405'
44	March 31	Alex Lane (9)	Monmouth / MU Baseball Field	T7	0	0	8-5	Left Center Field / 390'
45	March 31	Carmelo Musacchia (2)	Monmouth / MU Baseball Field	T7	2	0	11-5	Left Field / 365'
46	April 4	Tyler MacGregor (7)	Harvard / Friedman Diamond	B1	2	1	<b>2-0</b>	Left Field / 355'
47	April 4	Tyler MacGregor (8)	Harvard / Friedman Diamond	B8	0	1	<b>3-0</b>	Right Center Field / 395'
48	April 5	Tyler MacGregor (9)	Stonehill / Friedman Diamond	B4	2	1	4-0	Left Field / 366'
49	April 9	Cam Maldonado (4)	Delaware / Friedman Diamond	B2	0	0	<b>1-1</b>	Right Field / 419'
50	April 9	Carmelo Musacchia (3)	Delaware / Friedman Diamond	B2	0	1	<b>2-1</b>	Left Field / 388'
51	April 9	Danny Crossen (6)	Delaware / Friedman Diamond	B4	1	2	9-1	Left Field / 360'
52	April 9	Mike Sirota (5)	Delaware / Friedman Diamond	B6	<b>3</b>	1	16-1	Left Center Field / 390'
53	April 11	Cam Maldonado (5)	UMass / Earl Lorden Field	T3	1	1	<b>6-4</b>	Right Center Field / 389'
54	April 11	Tyler MacGregor (10)	UMass / Earl Lorden Field	T5	2	2	11-4	Right Center Field / 389'
55	April 14	Carmelo Musacchia (4)	Stony Brook / Joe Nathan Field	T2	0	1	<b>1-0</b>	Left Field / 340'
56	April 14	Harrison Feinberg (7)	Stony Brook / Joe Nathan Field	T7	0	0	3-1	Center Field / 382'
57	April 14	Alex Lane (10)	Stony Brook / Joe Nathan Field	T10	0	0	<b>4-3</b>	Left Center Field / 414'
58	April 15	Matt Brinker (2)	Stony Brook / Joe Nathan Field	T4	0	2	1-9	Left Field / 365'
59	April 15	Jack Thorbahn (3)	Stony Brook / Joe Nathan Field	T9	0	1	2-11	Right Field / 346'
60	April 16	Alex Lane (11)	Stony Brook / Joe Nathan Field	T2	0	0	<b>1-0</b>	Center Field / 416'
61	April 18	Cam Maldonado (6)	UConn / Elliot Ballpark	T1	2	1	<b>3-0</b>	Center Field / 409'
62	April 18	Mike Sirota (6)	UConn / Elliot Ballpark	T2	1	0	5-0	Right Field / 352'
63	April 18	Mike Sirota (7)	UConn / Elliot Ballpark	T5	0	2	8-3	Left Center Field / 405'
64	April 18	Danny Crossen (7)	UConn / Elliot Ballpark	T5	0	2	9-3	Left Field / 356'
65	April 18	Cam Maldonado (7)	UConn / Elliot Ballpark	T8	2	1	12-3	Left Field / 362'
66	April 21	Mike Sirota (8)	Hofstra / Friedman Diamond	B3	1	1	<b>2-0</b>	Left Field / 345'
67	April 22	Danny Crossen (8)	Hofstra / Friedman Diamond	B1	0	1	<b>1-1</b>	Left Field / 326'
68	April 22	Alex Lane (12)	Hofstra / Friedman Diamond	B6	1	1	11-4	Left Field / 348'
69	April 22	Gregory Bozzo (1)	Hofstra / Friedman Diamond	B8	1	2	14-5	Left Center Field / 398'
70	April 22	Mike Sirota (9)	Hofstra / Friedman Diamond	B3	0	1	2-0	Center Field / 420'
71	April 22	Cam Maldonado (8)	Hofstra / Friedman Diamond	B4	0	1	3-0	Left Field / 380'
72	April 22	Danny Crossen (9)	Hofstra / Friedman Diamond	B5	1	2	5-0	Left Center Field / 389'
73	April 22	Cam Maldonado (9)	Hofstra / Friedman Diamond	B6	1	0	7-0	Left Field / 418'
74	April 22	Alex Lane (13)	Hofstra / Friedman Diamond	B8	0	1	8-1	Left Field / 378'
75	April 28	Cam Maldonado (10)	Towson / Friedman Diamond	B1	1	2	3-0	Left Field / 384'
76	April 28	Mike Sirota (10)	Towson / Friedman Diamond	B7	1	2	<b>6-4</b>	Left Field / 360'
77	April 28	Mike Sirota (11)	Towson / Friedman Diamond	B2	1	0	6-0	Right Center Field / 407'
78	April 28	Mike Sirota (12)	Towson / Friedman Diamond	B8	1	0	11-9	Left Field / 355'
79	April 29	Tyler MacGregor (11)	Towson / Friedman Diamond	B3	0	0	1-2	Left Center Field / 426'
80	April 29	Harrison Feinberg (8)	Towson / Friedman Diamond	B7	1	1	<b>4-4</b>	Left Field / 391'
81	April 29	Gregory Bozzo (2)	Towson / Friedman Diamond	B7	0	2	<b>5-4</b>	Left Field / 376'
82	May 5	Tyler MacGregor (12)	UNCW / Brooks Field	T5	1	2	<b>4-2</b>	Left Center Field / 366'
83	May 5	Luke Beckstein (3)	UNCW / Brooks Field	T7	0	2	6-2	Left Field / 400'
84	May 6	Luke Beckstein (3)	UNCW / Brooks Field	T9	0	2	2-7	Left Field / 374'
85	May 9	Tyler MacGregor (13)	Maryland / Bob Smith Stadium	T1	1	0	<b>2-0</b>	Right Field / 363'
86	May 9	Mike Sirota (14)	Maryland / Bob Smith Stadium	T3	1	0	4-0	Right Field / 335'
87	May 9	Tyler MacGregor (14)	Maryland / Bob Smith Stadium	T5	0	0	6-1	Right Field / 340'
88	May 9	Tyler MacGregor (15)	Maryland / Bob Smith Stadium	T9	0	0	9-2	Left Center Field / 372'
89	May 12	Mike Sirota (15)	William & Mary / Plumeri Park	T2	1	2	5-0	Left Field / 415'
90	May 12	Alex Lane (14)	William & Mary / Plumeri Park	T5	2	1	8-1	Left Center Field / 385'
91	May 13	Mike Sirota (16)	William & Mary / Plumeri Park	T3	0	1	<b>1-0</b>	Left Field / 355'
92	May 13	Tyler MacGregor (16)	William & Mary / Plumeri Park	T3	0	1	2-0	Right Field / 379'
93	May 13	Cam Maldonado (11)	William & Mary / Plumeri Park	T3	1	2	4-0	Center Field / 386'
94	May 14	Alex Lane (15)	William & Mary / Plumeri Park	T1	1	2	<b>2-0</b>	Left Field / 415'
95	May 14	Cam Maldonado (12)	William & Mary / Plumeri Park	T1	0	2	3-0	Left Field / 417'

(bold indicates for the tie/head)

\*bold distances provided by in-stadium tracking systems

## The Kids Are Alright

Two Northeastern rookies unofficially submitted their bids for the CAA Rookie of the Year campaign in the span of four days this past weekend - on Saturday, April 8, rookie pitcher Aiven Cabral through 97 pitches in a complete game shutout of Delaware, one of the top offenses in the conference at the time, allowing just four singles and no walks. He was the first NU pitcher to achieve that feat since the 2021 season, and his seven strikeouts gave him the best K/BB ratio through week eight in the NCAA.

On Tuesday, April 11, reigning CAA Rookie of the Week Cam Maldonado did what no Husky has done this century - hit for the cycle. Maldonado went 5-for-6 on the afternoon, hitting a double in the first, a homer in the third, another double in the fourth, a single in the seventh, and a lead off triple in the top of the ninth. He scored three runs, and his five hits and six RBIs were both career highs.

Maldonado is now a two-time CAA Rookie of the Week, while Cabral has earned Rookie and Pitcher of the Week honors from the conference this season.

## Going Streaking

Northeastern has been winning in bunches, with three 9+ game winning streaks on the season to date.

Their first streak ended at nine wins as they bounced back from a middle-game walk off loss to UNC Greensboro in the opening series, and didn't lose a regular season game again until the first weekend of conference play after taking game one against Elon, 6-2.

The second, most recent streak dated back to the team's ranked victory over Boston College. After dropping the series finale to NC A&T on that Sunday, the Huskies were perfect in their non-conference home slate, going 6-0 in home games and 7-0 on the week. Their didn't lose another game until a Tuesday showdown with Harvard in the Beanpot semifinals. The win streak was at 10 games, the second-longest active streak in the nation at the time.

The third streak began with the Stony Brook rubber match, as the Huskies defeated the Seawolves 5-0 to take the series on Long Island. The Huskies then won the next nine games including a ranked win over #15 UConn, series sweeps of Hofstra and Towson, and the series-opening win at UNCW. The Seahawks would take the series, handing Northeastern just its second two-game losing streak of the year.

## An Award-Winning Debut

After opening weekend of the 2023 campaign, Northeastern catcher Jimmy Sullivan was named the CAA Player of the Week for his efforts against UNC Greensboro. Sullivan started all three games for the Huskies, filling the designated hitter role in the opening two games and catching seven innings in the Sunday victory. He opened up the season with two 2-for-4 performances in the DH spot, with two runs in an 11-0 opening day win, and an RBI in Saturday's one-run loss.

On Sunday Sullivan got his first Husky start behind the plate and was instrumental in

NORTHEASTERN'S RECORD WHEN ...	2021	2022	2023
overall	36-12	31-29-1	39-11
home	21-2	11-8-1	18-3
away	13-8	14-14	18-8
neutral	2-2	6-7	3-0
day games	36-9	29-27-1	33-10
morning games (pre-12pm start)	6-1	5-2	4-0
night games	1-3	2-3	4-1
vs. left-handed starter	6-2	3-6	7-0
vs. right-handed starter	30-10	28-23-1	32-11
1-run games	8-3	7-9	6-5
2-run games	5-6	3-3	2-2
3+ run games	23-3	21-19	31-4
extra innings	2-1	1-3	2-1
shutouts	6-1	4-4	6-0
vs. ranked opponents	1-3	5-3	3-0

## WHEN NORTHEASTERN SCORES ...

0-2 runs	4-4	2-12-1	1-3
3-5 runs	10-3	7-10	5-7
6-9 runs	7-5	14-5	17-1
10+ runs	15-0	7-0	16-0

## WHEN THE OPPONENT SCORES ...

0-2 runs	21-1	18-4-1	16-1
3-5 runs	12-4	11-11	14-4
6-9 runs	1-5	1-9	7-4
10+ runs	2-2	0-5	2-2

## INNING BREAKDOWN ...

NU scores in 1st inning	19-2	11-6	16-5
Opponent scores in 1st inning	7-5	3-12	5-5
NU scores first	28-3	21-12-1	28-6
Opponent scores first	8-9	7-17	11-5
Leading after 6 innings	32-4	25-4-1	33-3
Trailing after 6 innings	3-6	1-22	3-7
Tied after 6 innings	1-2	5-2	3-1
Leading after 7 innings	31-2	27-1-1	36-1
Trailing after 7 innings	2-8	0-26	2-8
Tied after 7 innings	2-2	4-3	1-2
Leading after 8 innings	31-0	27-1-1	34-2
Trailing after 8 innings	2-10	1-25	2-8
Tied after 8 innings	2-2	2-3	2-1

## MISCELLANEOUS STATS

Hit 0 home runs	17-6	14-20-1	10-5
Hit 1 home run	5-4	11-7	5-1
Hit 2+ home runs	15-1	4-0	24-5
Opponent with no home runs	26-5	19-9-1	21-3
Opponent hit 1 home run	8-5	10-12	16-5
Opponent hit 2+ home runs	6-2	1-9	2-3
NU had no errors	20-5	13-12	16-4
Made 1 error	9-5	13-7	15-4
Made 2+ errors	7-2	6-12-1	8-3
Opponent had no errors	12-4	11-15	8-2
Opponent made 1 error	5-7	7-6-1	14-6
Opponent made 2+ errors	19-1	12-6	17-3
NU had more hits	26-2	24-2	29-4
Opponent had more hits	5-9	5-24	6-7
Same amount of hits	5-1	1-3-1	4-0
Game 1 of DH	7-0	4-1	6-1
Game 2 of DH	6-1	1-4	6-1

## NU'S RECORD IN

February	1-2	3-5	5-1
March	9-3	10-6-1	16-3
April	10-1	9-10	14-3
May	16-4	9-8	4-4
June	0-2	0-0	-

## NU'S RECORD ON

Tuesday	3-1	4-2-1	6-1
Wednesday	3-0	4-1	4-0
Thursday	2-0	1-1	-
Friday	8-6	6-9	14-1
Saturday	16-3	6-9	7-7
Sunday	4-2	10-6	8-2

## NU'S RECORD WHEN

Wyatt Scotti starts	7-2	10-4	9-3
Eric Yost starts	-	4-5-1	9-4
Aiven Cabral starts	-	-	9-3
Jake Gliotti starts	-	2-0	7-1
Matt Downing starts	-	-	3-0
Hayden Smith starts	-	-	1-0
Jack Beauchesne starts	-	-	1-0
Michael Gemma starts	-	1-0	-
Jordy Allard starts	-	0-2	-
Dennis Collieran starts	-	1-1	-
Nick Davis starts	-	1-0	-

	CONFERENCE			OVERALL			
	W-L	PCT	LAST 6	W-L	PCT	LAST 10	STRK
1. UNCW	17-8	.680	3-3	28-20	.583	4-6	L1
2. <b>Northeastern</b>	<b>18-9</b>	<b>.667</b>	<b>2-4</b>	<b>38-11</b>	<b>.776</b>	<b>6-4</b>	<b>L2</b>
3. Elon	17-9	.654	4-2	30-20	.600	4-6	W1
4. <b>Charleston</b>	<b>17-10</b>	<b>.630</b>	<b>4-2</b>	<b>32-18</b>	<b>.640</b>	<b>6-4</b>	<b>W1</b>
5. William & Mary	15-12	.556	4-2	32-20	.615	7-3	W2
6. Delaware	15-12	.556	6-1	26-26	.500	5-5	W2
7. Hofstra	13-13	.500	4-2	26-24	.520	8-2	W3
8. Stony Brook	13-14	.481	3-3	22-27	.449	5-5	W3
9. North Carolina A&T	11-17	.393	2-4	22-27	.404	2-8	L1
10. Monmouth	5-20	.200	0-6	15-28	.349	2-8	L6
11. Towson	5-22	.185	2-4	15-28	.321	4-6	L2

\*as of 5/15/23

firing up the Huskies' offense in the fourth inning, notching Northeastern's first home run of the season, a three-run shot over the right field wall to take the lead for the first time in an eventual 12-9 series-clinching win. Sullivan was also solid behind the plate blocking everything from going past him with no wild pitches or past balls charged to the Huskies in the contest.

Sullivan, who transferred from America East squad UMass Lowell, earned one career honor with the River Hawks in his rookie season - it's his first Player of the Week award from any collegiate conference.

### A Perfect 10

In weekend three of play, new transfer **Alex Lane** earned CAA Co-Player of the Week honors, driving in 10 RBI in the weekend sweep of South Florida.

Lane, a transfer from Bryant University, started the first two games for Northeastern in left field before filling the designated hitter role in game three. He began the weekend with two three-run home runs in the 15-3 run-rule defeat of USF Friday evening, for a six-RBI performance that tied his career high set with Bryant. He tacked on a third three-run home run in Saturday's game on Northeastern's way to a 13-8 victory.

### Beam Me Up, Scotti

Junior starting pitcher Wyatt Scotti is off to a red hot start, earning five wins in his first five starts of the season, earning CAA Pitcher of the Week honors for the weekend of March 17-19.

Scotti led the rotation against North Carolina A&T, getting the game one start and throwing 7.0 scoreless innings. He allowed just two hits and one walk, while striking out five batters in his second shutout start of the season.

At the time of the award, Scotti ranks as the top CAA pitcher in terms of wins (5), has the fourth-most innings pitched (29.0), and has allowed just nine runs on the season (sixth fewest in CAA). His 2.48 ERA ranks seventh-best among CAA pitchers. He was one of only seven NCAA D1 pitchers to start the season 5-0.

### Earning The Job

In Northeastern's tight 8-7 victory over USF to secure the sweep, rookie righty **Aiven Cabral** was called into action in the second inning after the Bulls smashed a go-ahead grand slam to lead 4-2.

Cabral would proceed to work 5.2 scoreless innings, allowing just two hits and no walks, punching out eight total batters on the day. Eight strikeouts was the most by a Northeastern pitcher in a single game this season, and earned him his first career win. Through three bullpen appearances, Cabral has a 1.00 ERA, 9.0 innings of work, with just six hits and one earned run. He has K'd 10 batters and walked none.

Since then, Cabral has been in the weekend rotation as a mainstay, and one of the best strike-throwers in the NU arsenal. He was recently awarded the CAA Co-Rookie of the Week award on April 3rd for his 6.0 scoreless innings at Monmouth, and the CAA Pitcher of the Week on April 10th, after a complete game shutout of Delaware on April 8th.

### Starting Off With a Bang

After a much needed rebound from the 2022 season, the Huskies opened up the 2023 campaign tallying 29 runs in their 2-1 series victory over UNC Greensboro. They won their opening day contest 11-0, which is the largest margin of victory on opening day for the Huskies since 2004 (17-1 over St. Vincent), and the program's first opening day win since 2016 at No. 21 Oklahoma.

The 29 runs on opening weekend is the most any Husky team as tallied in the first three games of play since the turn of the century, with the Huskies scoring 34 runs in 1999 in their first three games, including a 20-0 opening day shutout victory.

# HUSKIES IN THE MLB

## George Yankowski - NU Class of '47 - C

- Years at NU - 1942  
- Inducted into the inaugural Northeastern Athletics Hall of Fame class ('74).  
- Served in the US Army in World War II

### Career History

August 17, 1942, - Philadelphia Athletics  
Philadelphia Athletics (1942)  
Chicago White Sox (1946)

## Mike Glavine - NU Class of '96 - 1B

- Years at NU - 1992-1995  
- Drafted 1995 (2nd time) (22nd Rd, 614th Ovr)  
- NU Hall of Fame - Class of 1996

### Career History

MLB Debut: September 14, 2003 - New York Mets  
New York Mets (2003)

## Carlos Peña - NU Class of '02 - 1B

- Years at NU - 1997-1998  
- Drafted 1998 (1st Rd, 10 OVR - Texas Rangers)  
- NU Hall of Fame - Class of 2022

### Career History

MLB Debut: September 5, 2001 - Texas Rangers  
Texas Rangers (2001,2014)  
Oakland A's (2002)  
Detroit Tigers (2003-2005)  
Boston Red Sox (2006)  
Tampa Bay Rays (2007-2010, 2012)  
Chicago Cubs (2011)  
Houston Astros (2013)  
Kansas City Royals (2013)

### MLB Awards Won

Silver Slugger Award (2007)  
AL Comeback Player of the Year (2007)  
Gold Glove Award (2008)  
AL Home Run Leader (2009)  
MLB All-Star (2009)

## Luke Carlin - NU Class of '04 - C

- Years at NU - 2000-2002  
- Drafted 2002 (10th Rd, 290th Ovr - Detroit Tigers)

### Career History

MLB Debut: May 10, 2008 - San Diego Padres  
San Diego Padres (2008)  
Arizona Diamondbacks (2009)  
Cleveland Indians (2010, 2012)  
Cleveland Guardians Org. (2021-present - Coach, Catching Coordinator)

## Adam Ottavino - NU Class of '08 - RHP

- Years at NU - 2004-2006  
- Drafted 2006 (1st Rd, 30th Ovr - St. Louis Cardinals)

### Career History

MLB Debut: May 29, 2010 - St. Louis Cardinals  
St. Louis Cardinals (2010)  
Colorado Rockies (2012-2018)  
New York Yankees (2019-2020)  
Boston Red Sox (2021)  
New York Mets (2022-Present)

## Jason Vosler - NU Class of '14 - OF

- Years at NU - 2012-2014  
- Drafted 2014 (16th Rd, 469th Ovr - Chicago Cubs)

### Career History

MLB Debut: April 24, 2021 - San Francisco Giants  
San Francisco Giants (2021-2022)  
Cincinnati Reds (2023-present)

## Aaron Civale - NU Class of '16 - RHP

- Years at NU - 2014-2016  
- Drafted 2016 (3rd Rd, 92nd Ovr) - Cleveland Indians

### Career History

MLB Debut: June 22, 2019 - Cleveland Indians  
Cleveland Indians / Guardians (2019-Present)

## Huskies Starting Hot

At 5-1 through six games, the Huskies were off to their best start since the 2009 season (also started 5-1) - it's the best start under head Coach Mike Glavine, who has started at .500 or better five times through the first six games of a season. They have since won three more games and are at their best.

### SEASON STARTS UNDER GLAVINE

Year	Record Through 6	Finished	Postseason
2015	2-4	25-30	CAA Tournament - 4th place
2016	3-3	31-27	CAA Tournament - 4th place
2017	2-4	29-15	CAA Tournament - 3rd place
2018	3-3	36-21	CAA Tournament - Runner Up - NCAA Regional
2019	4-2	28-29	CAA Tournament - 4th place
2020	3-3	10-5	Canceled - COVID-19
2021	3-3	36-12	CAA Tournament Champs - NCAA Regional
2022	2-4	31-29-1	CAA Tournament - Runner Up
2023	5-1	??	??

## Double Trouble

Northeastern crushed a total of nine home runs on they day against Indiana State in their double header at the Snowbird Classic. The Huskies totaled 24 run in the double-header, winning 9-5 and 15-10. It's the most Husky runs in a double-header since the 2021 season, when NU tallied 29 runs in a double header at Delaware (W, 26-4, L 3-5).

Nine home runs in a double header is the most by a Huskies team in the modern era (dating back to 2000) - the second-most in that span was seven home runs (4 in game one, 3 in game two) in the 2003 America East Championship game - Stony Brook took game one by a score of 11-10, but the Huskies, who were still had one loss to give, shut out the Seawolves 11-0 to clinch the title.

The Huskies notched six of those nine home runs in game two. It's the most homers in a single game since May 20th, 2021 when the Huskies defeated Towson on the road by a score of 15-2. The Huskies later out-did that number with a seven home run outing against North Carolina A&T in the series opener. That's the most in a game by any Husky team post-2000.

## More Often Than You'd Think

The power hitting was on display at the Snowbird Classic, with two Huskies reaching program milestones that hadn't been touched since the 2021 season - sophomore **Mike Sirota** became the first Husky to homer multiple times in one game since Ben Malgeri did it in the 2021 CAA Championship game - Malgeri's second homer tied the game in the ninth inning as the Huskies would ultimately walk off in the 10th.

Transfer **Alex Lane** notched his first homers as a Husky in the Indiana State double header - he became the first Husky to homer in both games of a double header since Jared Dupere achieved that same feat in 2021 - he homered in both games at Hofstra on April 10, 2021, winning 3-2 and 13-5.

The past two weekends, against Hofstra and Towson, both Lane, **Danny Crossen** and **Mike Sirota** had the honor of homering in both games of a double header - Northeastern tallied eight long balls on the day, five in game two, to sweep the Hofstra Pride on Saturday, April 22. Sirota notched three homers on Friday, April 28th, with two coming in game two, to sweep the Tigers of Towson.

## Scouting the Cougars

The Huskies play host to the preseason favorites, the College of Charleston Cougars, to wrap up the regular season. Both teams have clinched playoff berths and are both vying for a top two spot in the conference and the coveted first round bye in the CAA tournament.

The Cougars, who will host the 2023 tournament, have a 25-9 record at Patriots Point - they have only played 16 games away from home this season and are 8-8 in those contests, 7-5 in CAA play.

Northeastern was swept by the Cougars in the 2022 regular season series before taking two tournament wins from Charleston to reach the championship game.



## 2023 Honors

### Jordy Allard

CAA Preseason All-Conference Honorable Mention

### Alex Lane

CAA Co-Player of the Week - 3/6/23

### Aiven Cabral

CAA Co-Rookie of the Week - 4/3/23

CAA Pitcher of the Week - 4/10/23

### Danny Crossen

Bobby Bragan Slugger of the Year Watch List

### Cam Maldonado

CAA Rookie of the Week - 4/10/23

CAA Rookie of the Week - 4/24/23

### Wyatt Scotti

CAA Preseason All-Conference

CAA Pitcher of the Week - 3/20/23

### Mike Sirota

CAA Preseason All-Conference

### Jimmy Sullivan

CAA Player of the Week - 2/20/23



## CAA/NCAA RANKINGS\*

STAT	VALUE	CAA RANK	NCAA RANK
Batting avg.	.304	2nd	32nd
Hits	521	4th	44th
Doubles	85	6th	188th
Triples	14	2nd	53rd
HR	95	1st	13th
HR/game	1.94	1st	9th
SLG %	.536	1st	16th
OB %	.407	1st	43rd
Runs	401	2nd	40th
Runs/Game	8.2	1st	31st
RBI	375	2nd	N/A
Walks	221	6th	148th
Stolen Bases	119	1st	7th
ERA	3.59	1st	2nd
Opp. batting avg.	.251	2nd	N/A
WHIP	1.29	1st	11th
Fielding %	.977	1st	53rd
Strikeouts	394	5th	N/A
Saves	12	3rd	N/A
K/BB	2.76	2nd	14th
BB/9	2.95	2nd	4th
Shutouts	6	1st	6th

\*as of 5/15/23



# NORTHEASTERN PROJECTED ROTATION

**6**



Freshman | RHP | 5-11 | Lynn, Mass. | St. Mary's Lynn

Year	era	w-l	app	gs	cg	sho	sv	ip	h	r	er	bb	so	2b	3b	hr	bf	bavg	wp	hbp	bk	sfa	sha	po	a	e	fld%
2023	2.57	7-3	15	12	1	1/1	0	66.2	64	20	19	9	60	7	0	4	277	.250	1	6	0	3	3	1	14	0	1.000
<b>TOTAL</b>	<b>2.57</b>	<b>7-3</b>	<b>15</b>	<b>12</b>	<b>1</b>	<b>1/1</b>	<b>0</b>	<b>66.2</b>	<b>64</b>	<b>20</b>	<b>19</b>	<b>9</b>	<b>60</b>	<b>7</b>	<b>0</b>	<b>4</b>	<b>277</b>	<b>.250</b>	<b>1</b>	<b>6</b>	<b>0</b>	<b>3</b>	<b>3</b>	<b>1</b>	<b>14</b>	<b>0</b>	<b>1.000</b>

## QUICK FACTS/ACCOLADES

CAA Rookie of the Week / Pitcher of the Week in back-to-back weeks  
Complete game shutout vs. Delaware (4/8/23)  
Four-year letterwinner for St. Mary's Lynn  
2x MVP, Boston Glove All-Scholastic Team and Boston Herald All-Scholastic Team  
2022 FCBL Champion with Nashua

## LAST TIME OUT

Started game one at William & Mary... worked 6.0 innings, allowing just one run on four hits... four punchouts... walked three batters for the first time in his career... career-high 4 fielding assists... earned seventh W of the season.

## CAREER HIGHS

Innings pitched ..... 9.0 (4/8/23 vs. Delaware)  
Strikeouts ..... 8 (2x)

### CAREER STATISTICS

**11**



Junior | RHP | 6-1 | Ossining, N.Y. | Fordham Prep

Year	era	w-l	app	gs	cg	sho	sv	ip	h	r	er	bb	so	2b	3b	hr	bf	bavg	wp	hbp	bk	sfa	sha	po	a	e	fld%
2021	4.57	1-2	19	0	0	0/3	4	21.2	20	12	11	6	17	3	2	2	89	.256	1	2	0	2	1	2	6	0	1.000
2022	2.48	4-3	20	10	0	0/2	1	61.2	51	18	17	17	58	9	1	5	253	.226	5	3	0	2	5	3	8	1	.917
2023	4.88	5-1	13	13	0	0/1	0	66.2	87	40	36	12	49	14	1	8	295	.319	6	5	1	1	3	5	15	0	1.000
<b>TOTAL</b>	<b>3.84</b>	<b>10-6</b>	<b>52</b>	<b>23</b>	<b>0</b>	<b>0/6</b>	<b>5</b>	<b>150.0</b>	<b>158</b>	<b>70</b>	<b>64</b>	<b>35</b>	<b>124</b>	<b>26</b>	<b>4</b>	<b>15</b>	<b>637</b>	<b>.274</b>	<b>12</b>	<b>10</b>	<b>1</b>	<b>5</b>	<b>9</b>	<b>10</b>	<b>29</b>	<b>1</b>	<b>.975</b>

## QUICK FACTS/ACCOLADES

ABCA/Rawlings D1 All-Northeast 2nd Team (2022)  
All-CAA Honorable Mention (2022)  
All-CAA Second Team (2021)  
1x CAA Rookie of the Week

## LAST TIME OUT

Worked 3.1 innings at WGM in game two... allowed three runs on seven hits... two strikeouts, one walk... no decision

## CAREER HIGHS

Innings pitched ..... 8.1 (4/16/23 at Stony Brook)  
Strikeouts ..... 9 (4/9/23 vs. Delaware)

### CAREER STATISTICS

**46**



Junior | RHP | 6-3 | Barnstable, Mass. | St. Mark's

Year	era	w-l	app	gs	cg	sho	sv	ip	h	r	er	bb	so	2b	3b	hr	bf	bavg	wp	hbp	bk	sfa	sha	po	a	e	fld%	
2021	2.82	4-2	12	9	0	0/3	0	51.0	39	17	16	10	39	6	1	1	204	.214	5	8	1	3	1	2	10	1	.923	
2022	2.88	8-3	14	14	0	0/2	0	81.1	70	32	26	8	65	11	1	12	321	.235	5	9	1	2	4	1	9	1	.909	
2023	3.41	6-2	12	12	0	0/3	0	63.1	64	25	24	7	47	16	0	6	263	.258	3	6	2	0	1	1	5	0	1.000	
<b>TOTAL</b>																												

## QUICK FACTS/ACCOLADES

ABCA/Rawlings D1 All-Northeast 2nd Team (2022)  
NEIBA D1 All-New England 1st Team (2022)  
All-CAA Second Team (2022)  
4x CAA Pitcher of the Week  
1x CAA Rookie of the Week

## LAST TIME OUT

Started the rubber match with William & Mary... allowed just one run on six hits through six innings of work... three strike outs, no walks... left game with a 5-1 lead... no decision.

## CAREER HIGHS

Innings pitched ..... 8.0 (3x)  
Strikeouts ..... 11 (3/13/22 at Clemson)

### CAREER STATISTICS

# GAME BY GAME STARTING LINE UPS

By Batting Order:

Opponent	Result	1	2	3	4	5	6	7	8	9
at UNCG - 2/17/23	W, 11-0	Sirota	MacGregor	Lane	Crossen	<b>Sullivan</b>	Musacchia	Bosland	Bozzo	Beckstein
at UNCG - 2/18/23	L, 6-7	Sirota	MacGregor	Lane	Crossen	<b>Sullivan</b>	Musacchia	Bosland	Bozzo	Beckstein
at UNCG - 2/19/23	W, 12-9	Sirota	MacGregor	Lane	Crossen	Sullivan	Musacchia	Maldonado	<b>Thorbahn</b>	Beckstein
vs. ISU, GM1 - 2/25/23	W, 9-5	Sirota	MacGregor	Lane	Crossen	<b>Sullivan</b>	Musacchia	Maldonado	Bozzo	Beckstein
vs. ISU, GM2 - 2/25/23	W, 15-10	Sirota	MacGregor	Crossen	Sullivan	Maldonado	Feinberg	<b>Masiuk</b>	S. Smith	McGee
vs. ISU - 2/26/23	W, 8-7 (11 inn.)	Sirota	MacGregor	Lane	Crossen	<b>Sullivan</b>	Musacchia	Feinberg	Bozzo	S. Smith
at USF - 3/03/23	W, 15-3 (7 inn.)	Sirota	MacGregor	Lane	Crossen	<b>Sullivan</b>	Maldonado	S. Smith	Bozzo	Beckstein
at USF - 3/04/23	W, 13-8	Sirota	MacGregor	Lane	Crossen	Sullivan	Maldonado	S. Smith	<b>Musacchia</b>	Beckstein
at USF - 3/05/23	W, 8-7	Sirota	MacGregor	<b>Lane</b>	Crossen	Maldonado	S. Smith	Feinberg	Brinker	Beckstein
at Duke - 3/8/23	W, 2-1	Sirota	MacGregor	Lane	Crossen	<b>Sullivan</b>	Feinberg	S. Smith	Bozzo	Beckstein
at Elon* - 3/10/23	W, 6-2	Sirota	MacGregor	<b>Lane</b>	Crossen	Feinberg	Maldonado	S. Smith	Bozzo	Beckstein
at Elon, GM1* - 3/11/23	L, 3-4 (10 inn.)	Sirota	MacGregor	<b>Lane</b>	Crossen	Sullivan	Feinberg	Musacchia	Maldonado	Beckstein
at Elon, GM2* - 3/11/23	L, 1-2	Feinberg	Sirota	Crossen	MacGregor	<b>Musacchia</b>	Maldonado	S. Smith	Bozzo	Beckstein
NC A&T, GM 1* - 3/17/23	W, 14-0	Sirota	Crossen	MacGregor	Lane	<b>Sullivan</b>	Maldonado	S. Smith	Bozzo	Beckstein
NC A&T, GM 2* - 3/17/23	W, 9-4	Feinberg	Crossen	MacGregor	<b>Lane</b>	Sirota	Maldonado	S. Smith	Brinker	Beckstein
NC A&T* - 3/18/23	L, 3-5	Feinberg	Crossen	Sullivan	<b>Lane</b>	Sirota	Maldonado	S. Smith	Musacchia	Thorbahn
#16/17 Boston College - 3/21/23	W, 6-2	Maldonado	Crossen	<b>Lane</b>	Sirota	Musacchia	Feinberg	Bosland	Bozzo	Beckstein
Merrimack - 3/22/23	W, 11-2	Maldonado	S. Smith	Crossen	<b>Sullivan</b>	Musacchia	Bosland	Brinker	Thorbahn	Masiuk
Hartford - 3/24/23	W, 14-0	Maldonado	Crossen	<b>MacGregor</b>	Lane	Musacchia	Bosland	Feinberg	Bozzo	Beckstein
Hartford, GM 1 - 3/26/23	W, 10-6	Maldonado	Crossen	Lane	<b>MacGregor</b>	Feinberg	Doyle	S. Smith	Bozzo	Beckstein
Hartford, GM 2 - 3/26/23	W, 3-2	S. Smith	Lane	<b>MacGregor</b>	Feinberg	Sullivan	Musacchia	Thorbahn	Beckstein	Bosland
at CCSU - 3/28/23	W, 5-2	Maldonado	Crossen	<b>Lane</b>	Feinberg	Sirota	Musacchia	S. Smith	Bozzo	Thorbahn
Rhode Island - 3/29/23	W, 7-2	Maldonado	Crossen	<b>Lane</b>	Sirota	Musacchia	Sullivan	Feinberg	Thorbahn	Beckstein
at Monmouth, GM 1* - 3/31/23	W, 14-6	Maldonado	Crossen	<b>Lane</b>	MacGregor	Sirota	Musacchia	S. Smith	Bozzo	Feinberg
at Monmouth, GM 2* - 3/31/23	W, 9-5	Maldonado	Crossen	Lane	<b>MacGregor</b>	Sirota	Thorbahn	Musacchia	Sullivan	Beckstein
at Monmouth* - 4/2/23	W, 6-4	Maldonado	Crossen	<b>Lane</b>	MacGregor	Sirota	Feinberg	Bozzo	S. Smith	Beckstein
Harvard - 4/4/23	L, 3-4	Musacchia	Crossen	<b>Lane</b>	MacGregor	Sirota	Maldonado	Feinberg	Bozzo	Beckstein
Stonehill - 4/5/23	W, 10-0	Crossen	<b>MacGregor</b>	Lane	Maldonado	Thorbahn	Sirota	Sullivan	McGee	S. Smith
Delaware* - 4/7/23	L, 3-10	Sirota	Crossen	MacGregor	<b>Lane</b>	Maldonado	Musacchia	S. Smith	Bozzo	Feinberg
Delaware* - 4/8/23	W, 9-0	Sirota	Crossen	MacGregor	<b>Lane</b>	Maldonado	Feinberg	Musacchia	Brinker	Beckstein
Delaware* - 4/9/23	W, 20-5	Sirota	MacGregor	Crossen	Lane	Maldonado	<b>Thorbahn</b>	Musacchia	Bozzo	Beckstein
at UMass - 4/11/23	W, 18-11	Sirota	MacGregor	Crossen	<b>Lane</b>	Maldonado	Musacchia	Feinberg	Brinker	S. Smith
at Stony Brook* - 4/14/23	W, 8-3 (10 inn.)	Sirota	MacGregor	Crossen	<b>Lane</b>	Maldonado	Musacchia	Feinberg	Bozzo	S. Smith
at Stony Brook* - 4/15/23	L, 3-11	Sirota	MacGregor	Crossen	<b>Lane</b>	Maldonado	Musacchia	Feinberg	Brinker	S. Smith
at Stony Brook* - 4/16/23	W, 5-0	Sirota	Crossen	MacGregor	Lane	Maldonado	<b>Thorbahn</b>	S. Smith	Bozzo	Beckstein
at #15 UConn - 4/17/23	W, 12-3	Sirota	Crossen	MacGregor	Lane	Maldonado	Musacchia	<b>Sullivan</b>	Bozzo	S. Smith
Hofstra* - 4/21/23	W, 6-1	Sirota	Crossen	MacGregor	Lane	Maldonado	<b>Feinberg</b>	S. Smith	Bozzo	Beckstein
Hofstra, GM 1* - 4/22/23	W, 14-5	Sirota	Crossen	MacGregor	Lane	Maldonado	<b>Musacchia</b>	S. Smith	Bozzo	Beckstein
Hofstra, GM 2* - 4/22/23	W, 8-1	Sirota	Crossen	MacGregor	Lane	Maldonado	Sullivan	<b>Feinberg</b>	S. Smith	Beckstein
Towson, GM 1* - 4/28/23	W, 6-5	Sirota	Crossen	MacGregor	Lane	Maldonado	<b>Sullivan</b>	S. Smith	Bozzo	Beckstein
Towson, GM 2* - 4/28/23	W, 12-8	Sirota	MacGregor	Crossen	Maldonado	Sullivan	<b>Lane</b>	S. Smith	Bosland	Beckstein
Towson* - 4/29/23	W, 5-4	Sirota	MacGregor	Crossen	Maldonado	<b>Lane</b>	Feinberg	S. Smith	Bozzo	Beckstein
at UNCW* - 5/5/23	W, 8-2	Sirota	MacGregor	Crossen	Maldonado	<b>Lane</b>	Feinberg	S. Smith	Bozzo	Beckstein
at UNCW* - 5/6/23	L, 2-7	Sirota	MacGregor	Crossen	Maldonado	<b>Lane</b>	Sullivan	Feinberg	S. Smith	Beckstein
at UNCW* - 5/7/23	L, 2-4	Sirota	MacGregor	Crossen	Maldonado	<b>Lane</b>	Feinberg	S. Smith	Bozzo	Beckstein
at #19 Maryland - 5/9/23	W, 9-2	Sirota	MacGregor	Crossen	<b>Lane</b>	Maldonado	Feinberg	Musacchia	Bozzo	S. Smith
at William & Mary* - 5/12/23	W, 8-2	Sirota	MacGregor	Crossen	Lane	Maldonado	<b>Doyle</b>	S. Smith	Bozzo	Beckstein
at William & Mary* - 5/13/23	L, 5-8	Sirota	MacGregor	Crossen	<b>Lane</b>	Maldonado	Feinberg	S. Smith	Brinker	Beckstein
at William & Mary* - 5/14/23	L, 5-6	<b>Sirota</b>	MacGregor	Crossen	Lane	Maldonado	Bozzo	S. Smith	Bosland	Beckstein
UMawss Lowell - 5/16/23	W, 6-4	Crossen	MacGregor	Lane	Maldonado	Musacchia	Sullivan	<b>Masiuk</b>	Bosland	McGee

\* CAA contest

(bold indicates designated hitter)

# GAME BY GAME STARTING LINE UPS

## Defensive Formations

Opponent		SP	C	1B	2B	3B	SS	LF	CF	RF
at UNCG - 2/17/23	W, 11-0	<b>Scotti (W)</b>	Bozzo	MacGregor	Beckstein	Crossen	Musacchia	Lane	Sirota	Bosland
at UNCG - 2/18/23	L, 6-7	Yost	Bozzo	MacGregor	Beckstein	Crossen	Musacchia	Lane	Sirota	Bosland
at UNCG - 2/19/23	W, 12-9	Downing	Sullivan	MacGregor	Beckstein	Crossen	Musacchia	Lane	Sirota	Maldonado
vs. ISU, GM1 - 2/25/23	W, 9-5	<b>Scotti (W)</b>	Bozzo	MacGregor	Beckstein	Crossen	Musacchia	Lane	Sirota	Maldonado
vs. ISU, GM2 - 2/25/23	W, 15-10	<b>Yost (W)</b>	Sullivan	MacGregor	McGee	Crossen	S. Smith	Feinberg	Sirota	Maldonado
vs. ISU - 2/26/23	W, 8-7 (11 inn.)	Downing	Bozzo	MacGregor	Musacchia	Crossen	S. Smith	Lane	Sirota	Feinberg
at USF - 3/03/23	W, 15-3 (7 inn.)	<b>Scotti (W)</b>	Bozzo	MacGregor	Beckstein	Crossen	S. Smith	Lane	Sirota	Maldonado
at USF - 3/04/23	W, 13-8	Yost	Sullivan	MacGregor	Beckstein	Crossen	S. Smith	Lane	Sirota	Maldonado
at USF - 3/05/23	W, 8-7	Downing	Brinker	MacGregor	Beckstein	Crossen	S. Smith	Feinberg	Sirota	Maldonado
at Duke - 3/8/23	W, 2-1	<b>Gigliotti (W)</b>	Bozzo	MacGregor	Beckstein	Crossen	S. Smith	Lane	Sirota	Feinberg
at Elon* - 3/10/23	W, 6-2	<b>Scotti (W)</b>	Bozzo	MacGregor	Beckstein	Crossen	S. Smith	Feinberg	Sirota	Maldonado
at Elon, GM 1* - 3/11/23	L, 3-4 (10 inn.)	Yost	Sullivan	MacGregor	Beckstein	Crossen	Musacchia	Feinberg	Sirota	Maldonado
at Elon, GM 2* - 3/11/23	L, 1-2	<b>Cabral (L)</b>	Bozzo	MacGregor	Beckstein	Crossen	S. Smith	Feinberg	Sirota	Maldonado
NC AGT, GM 1* - 3/17/23	W, 14-0	<b>Scotti (W)</b>	Bozzo	MacGregor	Beckstein	Crossen	S. Smith	Lane	Sirota	Maldonado
NC AGT, GM 2* - 3/17/23	W, 9-4	Yost	Brinker	MacGregor	Beckstein	Crossen	S. Smith	Feinberg	Sirota	Maldonado
NC AGT* - 3/18/23	L, 3-5	<b>Cabral (L)</b>	Sullivan	Thorbahn	Musacchia	Crossen	S. Smith	Feinberg	Sirota	Maldonado
#16/17 Boston College - 3/21/23	W, 6-2	<b>Gigliotti (W)</b>	Bozzo	Bosland	Beckstein	Crossen	Musacchia	Feinberg	Sirota	Maldonado
Merrimack - 3/22/23	W, 11-2	Cabral	Brinker	Thorbahn	Musacchia	Crossen	S. Smith	Masiuk	Bosland	Maldonado
Hartford - 3/24/23	W, 14-0	<b>Scotti (W)</b>	Bozzo	Bosland	Beckstein	Crossen	Musacchia	Lane	Maldonado	Feinberg
Hartford, GM 1 - 3/26/23	W, 10-6	Yost	Bozzo	Doyle	Beckstein	Crossen	S. Smith	Lane	Maldonado	Feinberg
Hartford, GM 2 - 3/26/23	W, 3-2	<b>Cabral (W)</b>	Sullivan	Thorbahn	Beckstein	Musacchia	S. Smith	Lane	Bosland	Feinberg
at CCSU - 3/28/23	W, 5-2	Gigliotti	Bozzo	Thorbahn	Musacchia	Crossen	S. Smith	Feinberg	Sirota	Maldonado
Rhode Island - 3/29/23	W, 7-2	H. Smith	Sullivan	Thorbahn	Beckstein	Crossen	Musacchia	Feinberg	Sirota	Maldonado
at Monmouth, GM 1* - 3/31/23	W, 14-6	Scotti	Bozzo	MacGregor	Musacchia	Crossen	S. Smith	Feinberg	Sirota	Maldonado
at Monmouth, GM 2* - 3/31/23	W, 9-5	<b>Cabral (W)</b>	Sullivan	Thorbahn	Beckstein	Crossen	Musacchia	Lane	Sirota	Maldonado
at Monmouth - 4/2/23	W, 6-4	Yost	Bozzo	MacGregor	Beckstein	Crossen	S. Smith	Feinberg	Sirota	Maldonado
Harvard - 4/4/23	L, 3-4	Gigliotti	Bozzo	MacGregor	Beckstein	Crossen	Musacchia	Feinberg	Sirota	Maldonado
Stonehill - 4/5/23	W, 10-0	Cabral	Sullivan	Thorbahn	McGee	Crossen	S. Smith	Lane	Sirota	Maldonado
Delaware* - 4/7/23	L, 3-10	<b>Scotti (L)</b>	Bozzo	MacGregor	Musacchia	Crossen	S. Smith	Feinberg	Sirota	Maldonado
Delaware* - 4/8/23	W, 9-0	<b>Cabral (W)</b>	Brinker	MacGregor	Beckstein	Crossen	Musacchia	Feinberg	Sirota	Maldonado
Delaware* - 4/9/23	W, 20-5	<b>Yost (W)</b>	Bozzo	MacGregor	Beckstein	Crossen	Musacchia	Lane	Sirota	Maldonado
at UMass - 4/11/23	W, 18-11	<b>Gigliotti (W)</b>	Brinker	MacGregor	Musacchia	Crossen	S. Smith	Feinberg	Sirota	Maldonado
at Stony Brook* - 4/14/23	W, 8-3 (10 inn.)	Scotti	Bozzo	MacGregor	Musacchia	Crossen	S. Smith	Feinberg	Sirota	Maldonado
at Stony Brook* - 4/15/23	L, 3-11	<b>Cabral (L)</b>	Brinker	MacGregor	Musacchia	Crossen	S. Smith	Feinberg	Sirota	Maldonado
at Stony Brook* - 4/16/23	W, 5-0	<b>Yost (W)</b>	Bozzo	MacGregor	Beckstein	Crossen	S. Smith	Lane	Sirota	Maldonado
at #15 UConn - 4/17/23	W, 12-3	<b>Gigliotti (W)</b>	Bozzo	MacGregor	Musacchia	Crossen	S. Smith	Lane	Sirota	Maldonado
Hofstra* - 4/21/23	W, 6-1	<b>Cabral (W)</b>	Bozzo	MacGregor	Beckstein	Crossen	S. Smith	Lane	Sirota	Maldonado
Hofstra, GM 1* - 4/22/23	W, 14-5	<b>Yost (W)</b>	Bozzo	MacGregor	Beckstein	Crossen	S. Smith	Lane	Sirota	Maldonado
Hofstra, GM 2* - 4/22/23	W, 8-1	<b>Gigliotti (W)</b>	Sullivan	MacGregor	Beckstein	Crossen	S. Smith	Lane	Sirota	Maldonado
Towson, GM 1* - 4/28/23	W, 6-5	Cabral	Bozzo	MacGregor	Beckstein	Crossen	S. Smith	Lane	Sirota	Maldonado
Towson, GM 2* - 4/28/23	W, 12-8	<b>Yost (W)</b>	Sullivan	MacGregor	Beckstein	Crossen	S. Smith	Bosland	Sirota	Maldonado
Towson* - 4/29/23	W, 5-4	Scotti	Bozzo	MacGregor	Beckstein	Crossen	S. Smith	Feinberg	Sirota	Maldonado
at UNCW* - 5/5/23	W, 8-2	<b>Cabral (W)</b>	Bozzo	MacGregor	Beckstein	Crossen	S. Smith	Feinberg	Sirota	Maldonado
at UNCW* - 5/6/23	L, 2-7	<b>Yost (L)</b>	Sullivan	MacGregor	Beckstein	Crossen	S. Smith	Feinberg	Sirota	Maldonado
at UNCW* - 5/7/23	L, 2-4	<b>Scotti (L)</b>	Bozzo	MacGregor	Beckstein	Crossen	S. Smith	Feinberg	Sirota	Maldonado
at #19 Maryland - 5/9/23	W, 9-2	Gigliotti	Bozzo	MacGregor	Musacchia	Crossen	S. Smith	Feinberg	Sirota	Maldonado
at William & Mary* - 5/12/23	W, 8-2	<b>Cabral (W)</b>	Bozzo	MacGregor	Beckstein	Crossen	S. Smith	Lane	Sirota	Maldonado
at William & Mary* - 5/13/23	L, 5-8	Yost	Brinker	MacGregor	Beckstein	Crossen	S. Smith	Feinberg	Sirota	Maldonado
at William & Mary* - 5/14/23	L, 5-6	Scotti	Bozzo	MacGregor	Beckstein	Crossen	S. Smith	Lane	Bosland	Maldonado
UMawss Lowell - 5/16/23	W, 6-4	Beauchesne	Sullivan	MacGregor	McGee	Crossen	Musacchia	Lane	Bosland	Maldonado

\* CAA contest

(bold indicates pitcher of record)





OVERALL STATISTICS | OVERALL RECORD: 39-11



2023 Northeastern Huskies  
Overall Statistics for Northeastern (as of May 17, 2023)  
(All games Sorted by Batting avg)



Record: 39-11 Home: 0-0 Away: 0-0 CAA: 18-9

Player	avg	gp-gs	ab	r	h	2b	3b	hr	rbi	tb	slg%	bb	hp	so	gdp	ob%	sf	sh	sb-att	po	a	e	fld%	
8 Sirota, Mike	.368	45-45	174	63	64	8	4	16	46	128	.736	38	7	40	3	.498	0	0	19-21	100	5	2	.981	
7 Maldonado, Cam	.356	46-45	180	40	64	11	5	12	40	121	.672	23	2	45	3	.430	2	0	27-28	78	2	1	.988	
33 MacGregor, Tyler	.344	45-45	186	45	64	9	1	16	48	123	.661	26	5	26	3	.432	3	0	6-11	366	14	6	.984	
1 Crossen, Danny	.340	49-49	200	46	68	12	1	9	40	109	.545	21	11	19	2	.420	6	1	15-21	39	89	6	.955	
28 Musacchia, Carmelo	.315	31-28	108	20	34	9	0	4	17	55	.509	5	5	25	1	.367	2	1	7-10	33	59	8	.920	
10 Lane, Alex	.314	49-47	185	46	58	8	1	15	51	113	.611	25	13	50	0	.429	1	0	5-7	40	1	2	.953	
49 Bozzo, Gregory	.272	37-30	114	20	31	4	0	2	22	41	.360	3	6	16	0	.320	2	3	2-3	240	16	2	.992	
9 Feinberg, Harrison	.268	37-31	112	21	30	7	1	7	22	60	.536	15	6	36	3	.381	1	0	3-4	44	0	2	.957	
19 Beckstein, Luke	.254	43-36	122	31	31	4	0	3	31	44	.361	20	5	19	0	.378	1	3	2-2	54	108	2	.988	
22 Smith, Spenser	.224	39-37	125	22	28	3	1	1	16	36	.288	20	7	32	0	.355	3	3	21-23	60	120	5	.973	
-----																								
21 Bosland, Justin	.265	23-9	34	11	9	0	0	0	5	9	.265	5	8	11	0	.468	0	0	13-13	32	3	1	.972	
13 Brinker, Matt	.261	13-7	23	7	6	1	0	2	7	13	.565	2	3	10	0	.367	2	0	2-2	51	3	1	.982	
34 Masiuk, Luke	.238	14-3	21	4	5	2	0	0	5	7	.333	6	0	9	0	.393	1	0	0-0	7	0	0	1.000	
44 Sullivan, Jimmy	.235	28-23	81	16	19	2	0	3	10	30	.370	11	4	20	1	.351	1	0	0-0	95	6	0	1.000	
5 McGee, Sean	.231	6-3	13	5	3	1	0	1	2	7	.538	2	0	7	0	.333	0	0	1-1	1	11	2	.857	
3 Thorbahn, Jack	.224	23-10	49	7	11	6	0	3	14	26	.531	6	2	16	3	.328	1	0	0-0	63	1	0	1.000	
27 Doyle, Jack	.200	9-2	10	3	2	0	0	1	4	5	.500	1	2	2	0	.357	1	0	0-0	11	3	0	1.000	
24 Jarvis, Ed	.000	4-0	6	0	0	0	0	0	0	0	.000	0	0	2	1	.000	0	0	0-0	6	1	0	1.000	
Totals	.302	50	1743	407	527	87	14	95	380	927	.532	229	86	385	20	.404	27	11	123-146	1335	509	44	.977	
Opponents	.251	50	1705	210	428	69	5	34	188	609	.357	148	58	399	29	.330	12	20	38-41	1303	457	68	.963	

LOB - Team (377), Opp (400). DPs turned - Team (38), Opp (34). CI - Team (2), Bozzo 1, Brinker 1. IBB - Team (4), Sirota 1, Feinberg 1, A. Lane 1, Crossen 1, Opp (1). Picked off - Sirota 3, Musacchia 3, Crossen 2, S. Smith 1, Masiuk 1, A. Lane 1, Maldonado 1, Bozzo 1.

(All games Sorted by Earned run avg)

Player	era	w-l	app	gs	cg	sho	sv	ip	h	r	er	bb	so	2b	3b	hr	b/avg	wp	hp	bk	sfa	sha		
6 Cabral, Aiven	2.57	7-3	15	12	1	1/1	0	66.2	64	20	19	9	60	7	0	4	.250	1	6	0	3	3		
37 Gigliotti, Jake	3.29	7-0	19	8	0	0/1	1	54.2	47	23	20	14	53	8	0	3	.230	2	5	0	2	1		
46 Scotti, Wyatt	3.41	6-2	12	12	0	0/3	0	63.1	64	25	24	7	47	16	0	6	.258	3	6	2	0	1		
11 Yost, Eric	4.86	5-1	13	13	0	0/1	0	66.2	87	40	36	12	49	14	1	8	.319	6	5	1	1	3		
-----																								
43 Walsh, Carson	0.00	0-0	1	0	0	0/1	0	1.0	0	0	0	2	1	0	0	0	.000	0	0	0	0	0		
16 Griffin, Ryan	0.00	0-0	1	0	0	0/1	0	1.0	1	0	0	0	0	0	0	0	.250	0	0	0	0	0		
23 Walker, Charlie	0.90	0-0	7	0	0	0/1	0	10.0	4	1	1	4	17	0	0	0	.118	0	0	0	0	0		
32 Quinlivan, James	1.93	0-0	10	0	0	0/2	0	9.1	3	2	2	8	8	1	0	0	.097	2	1	0	0	1		
31 Gemma, Michael	2.35	1-0	6	0	0	0/0	0	7.2	5	3	2	9	7	1	0	0	.185	1	1	0	0	0		
18 Young, Griffin	2.55	3-2	22	0	0	0/1	9	42.1	34	16	12	8	46	3	2	1	.221	1	9	0	1	4		
14 Harrington, Patrick	3.25	5-0	17	0	0	0/0	2	36.0	29	16	13	16	27	4	1	2	.216	2	4	0	2	0		
17 Dunham, Brett	3.45	1-0	13	0	0	0/1	0	15.2	15	7	6	10	11	2	0	0	.273	0	7	0	0	3		
2 Smith, Hayden	3.68	0-0	6	1	0	0/2	0	7.1	6	3	3	3	9	1	0	1	.214	0	1	0	0	0		
35 Beachesne, Jack	3.86	1-0	17	1	0	0/1	0	21.0	25	15	9	8	16	7	0	2	.298	2	1	0	1	2		
47 Morice, James	4.76	0-0	5	0	0	0/0	1	5.2	3	3	3	7	8	1	0	0	.167	1	2	0	1	0		
45 Jones, Will	5.40	1-0	7	0	0	0/2	0	6.2	6	5	4	5	11	2	0	1	.214	1	3	0	0	0		
36 Davis, Nick	5.68	2-2	17	0	0	0/0	0	19.0	18	18	12	16	17	1	0	3	.243	2	5	1	1	1		
15 Downing, Matt	7.11	0-0	4	3	0	0/0	0	6.1	9	8	5	8	6	0	1	2	.333	1	2	0	0	1		
20 Allard, Jordy	9.64	0-1	5	0	0	0/0	0	4.2	8	5	5	2	6	1	0	1	.348	0	0	0	0	0		
Totals	3.56	39-11	50	50	1	6/5	13	445.0	428	210	176	148	399	69	5	34	.251	25	58	4	12	20		
Opponents	7.46	11-39	50	50	1	0/0	8	434.1	527	407	360	229	385	87	14	95	.302	41	86	6	27	11		

PB - Team (7), Bozzo 2, J. Sullivan 2, Brinker 2, Jarvis 1, Opp (13). Pickoffs - Team (6), Yost 2, Cabral 2, Scotti 1, Bozzo 1, Opp (13). SBA/ATT - Bozzo (21-22), Brinker (9-10), J. Sullivan (8-9), Cabral (6-7), Harrington (5-5), Gigliotti (5-5), Scotti (5-5), G. Young (3-4), Yost (3-3), W. Jones (3-3), Beachesne (2-2), B. Dunham (1-2), Davis (1-1), H. Smith (1-1), Downing (1-1), J. Quinlivan (1-1), C. Walker (1-1).

INDIVIDUAL STATISTICS - FIELDING



**2023 Northeastern Huskies**  
**Overall Statistics for Northeastern (as of May 17, 2023)**  
**(All games Sorted by Fielding pct)**

Player	c	po	a	e	fld%	dp	sba	csb	sba%	pb	ci
44 Sullivan,Jimmy	101	95	6	0	1.000	1	8	1	.889	2	0
3 Thorbahn,Jack	64	63	1	0	1.000	6	0	0	---	0	0
11 Yost,Eric	20	5	15	0	1.000	1	3	0	1.000	0	0
6 Cabral,Aiven	15	1	14	0	1.000	1	6	1	.857	0	0
27 Doyle,Jack	14	11	3	0	1.000	1	0	0	---	0	0
18 Young,Griffin	9	0	9	0	1.000	1	3	1	.750	0	0
24 Jarvis,Ed	7	6	1	0	1.000	0	0	0	---	1	0
34 Masiuk,Luke	7	7	0	0	1.000	0	0	0	---	0	0
14 Harrington,Patrick	6	1	5	0	1.000	0	5	0	1.000	0	0
46 Scotti,Wyatt	6	1	5	0	1.000	0	5	0	1.000	0	0
35 Beauchesne,Jack	5	2	3	0	1.000	0	2	0	1.000	0	0
17 Dunham,Brett	3	0	3	0	1.000	0	1	1	.500	0	0
23 Walker,Charlie	2	0	2	0	1.000	0	1	0	1.000	0	0
31 Gemma,Michael	1	0	1	0	1.000	0	0	0	---	0	0
45 Jones,Will	1	1	0	0	1.000	0	3	0	1.000	0	0
20 Allard,Jordy	1	1	0	0	1.000	0	0	0	---	0	0
49 Bozzo,Gregory	258	240	16	2	.992	0	21	1	.955	2	1
19 Beckstein,Luke	164	54	108	2	.988	22	0	0	---	0	0
7 Maldonado,Cam	81	78	2	1	.988	0	0	0	---	0	0
33 MacGregor,Tyler	386	366	14	6	.984	27	0	0	---	0	0
13 Brinker,Matt	55	51	3	1	.982	0	9	1	.900	2	1
8 Sirota,Mike	107	100	5	2	.981	1	0	0	---	0	0
22 Smith,Spenser	185	60	120	5	.973	26	0	0	---	0	0
21 Bosland,Justin	36	32	3	1	.972	1	0	0	---	0	0
9 Feinberg,Harrison	46	44	0	2	.957	0	0	0	---	0	0
1 Crossen,Danny	134	39	89	6	.955	3	0	0	---	0	0
10 Lane,Alex	43	40	1	2	.953	0	0	0	---	0	0
28 Musacchia,Carmelo	100	33	59	8	.920	11	0	0	---	0	0
37 Gigliotti,Jake	8	2	5	1	.875	0	5	0	1.000	0	0
5 McGee,Sean	14	1	11	2	.857	1	0	0	---	0	0
36 Davis,Nick	3	1	1	1	.667	0	1	0	1.000	0	0
15 Downing,Matt	3	0	2	1	.667	0	1	0	1.000	0	0
32 Quinlivan,James	3	0	2	1	.667	0	1	0	1.000	0	0
16 Griffin,Ryan	0	0	0	0	.000	0	0	0	---	0	0
2 Smith,Hayden	0	0	0	0	.000	0	1	0	1.000	0	0
43 Walsh,Carson	0	0	0	0	.000	0	0	0	---	0	0
47 Morice,James	0	0	0	0	.000	0	0	0	---	0	0
Totals	1888	1335	509	44	.977	38	38	3	.927	7	2
Opponents	1828	1303	457	68	.963	34	123	23	.842	13	0

CONFERENCE STATISTICS | CONFERENCE RECORD: 18-9



**2023 Northeastern Huskies**  
Conference statistics for Northeastern (as of May 14, 2023)  
(CAA games only Sorted by Batting avg)



Record: 18-9 Home: 10-2 Away: 8-7 CAA: 18-9

Player	avg	gp-gs	ab	r	h	2b	3b	hr	rbi	tb	slg%	bb	hp	so	gdp	ob%	sf	sh	sb-att	po	a	e	fld%	
8 Sirota, Mike	.380	27-27	108	34	41	4	3	9	26	78	.722	16	3	22	3	.472	0	0	10-11	68	5	2	.973	
49 Bozzo, Gregory	.333	21-17	66	14	22	2	0	2	15	30	.455	2	3	8	0	.375	1	1	1-1	112	9	2	.984	
1 Crossen, Danny	.318	27-27	107	22	34	5	0	5	18	54	.505	9	9	9	2	.409	2	1	5-8	23	56	2	.975	
10 Lane, Alex	.307	27-26	101	20	31	5	0	8	24	60	.594	12	5	26	0	.407	0	0	2-2	17	0	0	1.000	
33 MacGregor, Tyler	.298	26-26	104	23	31	4	1	6	21	55	.529	13	4	16	1	.387	3	0	5-7	231	8	3	.988	
7 Maldonado, Cam	.292	27-27	106	20	31	5	1	8	18	62	.585	12	2	32	1	.372	1	0	11-12	50	2	1	.981	
19 Beckstein, Luke	.260	25-22	73	15	19	2	0	2	17	27	.370	14	0	14	0	.375	1	2	2-2	34	72	2	.981	
9 Feinberg, Harrison	.254	21-18	67	11	17	3	1	3	10	31	.463	4	2	22	2	.311	1	0	2-3	26	0	0	1.000	
22 Smith, Spenser	.198	24-23	81	10	16	2	1	0	7	20	.247	6	2	24	0	.267	1	2	10-12	35	77	2	.982	
-----																								
21 Bosland, Justin	.385	10-2	13	3	5	0	0	0	1	5	.385	1	1	4	0	.467	0	0	3-3	10	1	1	.917	
27 Doyle, Jack	.333	4-1	6	2	2	0	0	1	1	5	.833	1	0	0	0	.429	0	0	0-0	0	1	0	1.000	
3 Thorbahn, Jack	.286	10-4	21	3	6	3	0	1	6	12	.571	2	2	8	2	.385	1	0	0-0	24	1	0	1.000	
28 Musacchia, Carmelo	.275	14-11	40	7	11	1	0	3	8	21	.525	1	4	7	1	.356	0	1	4-5	10	19	1	.967	
13 Brinker, Matt	.273	8-4	11	4	3	0	0	2	2	9	.818	1	2	4	0	.429	0	0	0-0	26	0	1	.963	
44 Sullivan, Jimmy	.231	11-8	26	4	6	0	0	0	2	6	.231	4	1	7	0	.355	0	0	0-0	34	4	0	1.000	
34 Masiuk, Luke	.167	6-0	6	1	1	0	0	0	2	1	.167	2	0	3	0	.333	1	0	0-0	3	0	0	1.000	
24 Jarvis, Ed	.000	2-0	2	0	0	0	0	0	0	0	.000	0	0	2	0	.000	0	0	0-0	3	0	0	1.000	
5 McGee, Sean	.000	1-0	1	1	0	0	0	0	0	0	.000	0	0	1	0	.000	0	0	0-0	0	0	0	.000	
Totals	.294	27	939	194	276	36	7	50	178	476	.507	100	40	209	12	.381	12	7	55-66	716	296	19	.982	
Opponents	.270	27	930	113	251	37	2	22	100	358	.385	62	22	177	14	.329	5	13	24-24	705	244	39	.961	

LOB - Team (199), Opp (205). DPs turned - Team (19), Opp (22). CI - Team (2), Bozzo 1, Brinker 1. IBB - Team (0), Opp (1). Picked off - S. Smith 1, A. Lane 1, Crossen 1, Sirota 1, Bozzo 1.

(CAA games only Sorted by Earned run avg)

Player	era	w-l	app	gs	cg	sho	sv	ip	h	r	er	bb	so	2b	3b	hr	b/avg	wp	hp	bk	sfa	sha		
6 Cabral, Aiven	2.98	5-3	9	9	1	1/0	0	48.1	52	16	16	8	38	5	0	4	.271	0	3	0	1	2		
46 Scotti, Wyatt	3.83	2-2	8	8	0	0/1	0	42.1	44	18	18	2	26	13	0	3	.267	3	4	2	0	1		
11 Yost, Eric	3.83	4-1	9	9	0	0/1	0	49.1	61	23	21	9	32	7	0	7	.305	5	1	1	0	2		
-----																								
31 Gemma, Michael	0.00	0-0	3	0	0	0/0	0	3.1	2	1	0	4	1	0	0	0	.167	1	0	0	0	0		
23 Walker, Charlie	0.00	0-0	1	0	0	0/0	0	2.0	1	0	0	2	3	0	0	0	.143	0	0	0	0	0		
37 Gigliotti, Jake	1.21	3-0	9	1	0	0/1	0	22.1	16	4	3	3	27	2	0	1	.205	0	2	0	1	0		
18 Young, Griffin	2.57	1-1	10	0	0	0/0	4	21.0	18	9	6	3	19	1	1	0	.237	0	4	0	0	3		
14 Harrington, Patrick	3.20	2-0	7	0	0	0/0	2	19.2	17	9	7	6	11	1	1	2	.227	1	2	0	1	0		
35 Beauchesne, Jack	4.66	0-0	7	0	0	0/0	0	9.2	14	8	5	5	5	3	0	0	.350	0	0	0	1	2		
32 Quinlivan, James	5.40	0-0	4	0	0	0/1	0	3.1	3	2	2	1	2	1	0	0	.231	2	1	0	0	1		
36 Davis, Nick	6.52	1-2	8	0	0	0/0	0	9.2	11	9	7	8	6	1	0	3	.289	1	0	0	1	1		
20 Allard, Jordy	10.80	0-0	2	0	0	0/0	0	1.2	2	2	2	0	2	0	0	1	.286	0	0	0	0	0		
17 Dunham, Brett	12.00	0-0	4	0	0	0/1	0	3.0	4	4	4	5	2	1	0	0	.333	0	3	0	0	1		
2 Smith, Hayden	18.00	0-0	2	0	0	0/0	0	1.0	3	2	2	3	2	1	0	0	.500	0	0	0	0	0		
45 Jones, Will	20.25	0-0	2	0	0	0/0	0	1.1	2	3	3	0	0	1	0	1	.333	0	1	0	0	0		
47 Morice, James	40.50	0-0	2	0	0	0/0	0	0.2	1	3	3	3	1	0	0	0	.333	0	1	0	0	0		
Totals	3.73	18-9	27	27	1	3/2	6	238.2	251	113	99	62	177	37	2	22	.270	13	22	3	5	13		
Opponents	6.43	9-18	27	27	0	0/0	7	235.0	276	194	168	100	209	36	7	50	.294	17	40	1	12	7		

PB - Team (4), Brinker 2, Jarvis 1, J. Sullivan 1, Opp (7). Pickoffs - Team (3), Yost 2, Scotti 1, Opp (5). SBA/ATT - Bozzo (11-11), Brinker (9-9), Cabral (6-6), Scotti (4-4), J. Sullivan (4-4), Harrington (3-3), W. Jones (2-2), G. Young (2-2), Beauchesne (2-2), Yost (2-2), Davis (1-1), H. Smith (1-1), Gigliotti (1-1).



INDIVIDUAL STATISTICS - FIELDING - CONFERENCE



**2023 Northeastern Huskies**  
 Conference statistics for Northeastern (as of May 14, 2023)  
 (CAA games only Sorted by Fielding pct)

Player	c	po	a	e	fld%	dp	sba	csb	sba%	pb	ci
44 Sullivan,Jimmy	38	34	4	0	1.000	1	4	0	1.000	1	0
9 Feinberg,Harrison	26	26	0	0	1.000	0	0	0	---	0	0
3 Thorbahn,Jack	25	24	1	0	1.000	3	0	0	---	0	0
10 Lane,Alex	17	17	0	0	1.000	0	0	0	---	0	0
11 Yost,Eric	15	3	12	0	1.000	0	2	0	1.000	0	0
6 Cabral,Aiven	11	1	10	0	1.000	1	6	0	1.000	0	0
14 Harrington,Patrick	6	1	5	0	1.000	0	3	0	1.000	0	0
46 Scotti,Wyatt	5	1	4	0	1.000	0	4	0	1.000	0	0
37 Gigliotti,Jake	4	1	3	0	1.000	0	1	0	1.000	0	0
18 Young,Griffin	3	0	3	0	1.000	0	2	0	1.000	0	0
24 Jarvis,Ed	3	3	0	0	1.000	0	0	0	---	1	0
34 Masiuk,Luke	3	3	0	0	1.000	0	0	0	---	0	0
35 Beauchesne,Jack	2	1	1	0	1.000	0	2	0	1.000	0	0
20 Allard,Jordy	1	1	0	0	1.000	0	0	0	---	0	0
23 Walker,Charlie	1	0	1	0	1.000	0	0	0	---	0	0
17 Dunham,Brett	1	0	1	0	1.000	0	0	0	---	0	0
27 Doyle,Jack	1	0	1	0	1.000	0	0	0	---	0	0
33 MacGregor,Tyler	242	231	8	3	.988	14	0	0	---	0	0
49 Bozzo,Gregory	123	112	9	2	.984	0	11	0	1.000	0	1
22 Smith,Spenser	114	35	77	2	.982	13	0	0	---	0	0
19 Beckstein,Luke	108	34	72	2	.981	14	0	0	---	0	0
7 Maldonado,Cam	53	50	2	1	.981	0	0	0	---	0	0
1 Crossen,Danny	81	23	56	2	.975	1	0	0	---	0	0
8 Sirota,Mike	75	68	5	2	.973	1	0	0	---	0	0
28 Musacchia,Carmelo	30	10	19	1	.967	4	0	0	---	0	0
13 Brinker,Matt	27	26	0	1	.963	0	9	0	1.000	2	1
21 Bosland,Justin	12	10	1	1	.917	0	0	0	---	0	0
36 Davis,Nick	2	1	0	1	.500	0	1	0	1.000	0	0
32 Quinlivan,James	2	0	1	1	.500	0	0	0	---	0	0
5 McGee,Sean	0	0	0	0	.000	0	0	0	---	0	0
31 Gemma,Michael	0	0	0	0	.000	0	0	0	---	0	0
45 Jones,Will	0	0	0	0	.000	0	2	0	1.000	0	0
47 Morice,James	0	0	0	0	.000	0	0	0	---	0	0
2 Smith,Hayden	0	0	0	0	.000	0	1	0	1.000	0	0
Totals	1031	716	296	19	.982	19	24	0	1.000	4	2
Opponents	988	705	244	39	.961	22	55	11	.833	7	0

## LAST WEEKEND: 1-2 AT W&M

Record: 1-2 Home: 0-0 Away: 1-2 CAA: 1-2

Player	avg	gp-gs	ab	r	h	2b	3b	hr	rbi	tb	slg%	bb	hp	so	gdp	ob%	sf	sh	sb-att	po	a	e	fld%	
8 Sirota, Mike	.500	3-3	12	5	6	2	0	2	4	14	1.167	0	1	1	1	.538	0	0	0-0	4	0	0	1.000	
1 Crossen, Danny	.455	3-3	11	2	5	1	0	0	2	6	.545	2	2	1	0	.600	0	0	0-2	2	6	1	.889	
33 MacGregor, Tyler	.417	3-3	12	3	5	0	0	1	1	8	.667	3	0	1	0	.533	0	0	0-0	35	0	0	1.000	
49 Bozzo, Gregory	.333	3-2	9	0	3	0	0	0	3	3	.333	0	0	1	0	.333	0	0	1-1	11	0	0	1.000	
10 Lane, Alex	.308	3-3	13	2	4	1	0	2	5	11	.846	2	0	2	0	.400	0	0	0-0	1	0	0	1.000	
7 Maldonado, Cam	.267	3-3	15	3	4	1	0	2	3	11	.733	0	0	8	0	.267	0	0	1-1	1	1	0	1.000	
22 Smith, Spenser	.000	3-3	10	0	0	0	0	0	0	0	.000	1	0	3	0	.091	0	1	1-1	4	10	0	1.000	
19 Beckstein, Luke	.000	3-3	10	1	0	0	0	0	0	0	.000	2	0	3	0	.167	0	0	0-0	5	13	0	1.000	
-----																								
21 Bosland, Justin	.400	3-1	5	1	2	0	0	0	0	2	.400	1	0	2	0	.500	0	0	2-2	4	0	0	1.000	
9 Feinberg, Harrison	.000	1-1	4	0	0	0	0	0	0	0	.000	0	0	3	0	.000	0	0	0-0	0	0	0	.000	
27 Doyle, Jack	.000	1-1	3	1	0	0	0	0	0	0	.000	1	0	0	0	.250	0	0	0-0	0	0	0	.000	
13 Brinker, Matt	.000	1-1	2	0	0	0	0	0	0	0	.000	0	1	2	0	.333	0	0	0-0	8	0	0	1.000	
3 Thorbahn, Jack	.000	1-0	1	0	0	0	0	0	0	0	.000	0	0	1	0	.000	0	0	0-0	0	0	0	.000	
Totals	.271	3	107	18	29	5	0	7	18	55	.514	12	4	28	1	.366	0	1	5-7	75	37	3	.974	
Opponents	.290	3	100	15	29	7	0	1	13	39	.390	7	5	18	1	.363	1	1	3-3	81	26	3	.973	

LOB - Team (25), Opp (24). DPs turned - Team (2), Opp (1). Picked off - A. Lane 1.

### (All games vs William & Mary Sorted by Earned run avg)

Player	era	w-l	app	gs	cg	sho	sv	ip	h	r	er	bb	so	2b	3b	hr	b/avg	wp	hp	bk	sfa	sha		
14 Harrington, Patrick	0.00	0-0	1	0	0	0/0	1	3.0	2	0	0	0	2	0	0	0	.182	0	2	0	0	0		
46 Scotti, Wyatt	1.50	0-0	1	1	0	0/0	0	6.0	6	1	1	0	3	3	0	0	.250	0	0	0	0	0		
6 Cabral, Aiven	1.50	1-0	1	1	0	0/0	0	6.0	4	1	1	3	4	0	0	0	.182	0	0	0	0	0		
11 Yost, Eric	8.10	0-0	1	1	0	0/0	0	3.1	7	3	3	1	2	3	0	1	.438	0	0	0	0	0		
-----																								
35 Beauchesne, Jack	0.00	0-0	1	0	0	0/0	0	0.2	0	0	0	0	1	0	0	0	.000	0	0	0	0	0		
37 Gigliotti, Jake	3.38	0-0	1	0	0	0/0	0	2.2	3	2	1	1	4	0	0	0	.300	0	1	0	0	0		
36 Davis, Nick	9.00	0-1	1	0	0	0/0	0	1.0	1	2	1	1	1	0	0	0	.250	1	0	0	1	0		
18 Young, Griffin	22.50	0-1	1	0	0	0/0	0	2.0	5	5	5	1	1	1	0	0	.556	0	1	0	0	1		
32 Quinlivan, James	27.00	0-0	1	0	0	0/0	0	0.1	1	1	1	0	0	0	0	0	.500	1	1	0	0	0		
Totals	4.68	1-2	3	3	0	0/0	1	25.0	29	15	13	7	18	7	0	1	.290	2	5	0	1	1		
Opponents	5.67	2-1	3	3	0	0/0	1	27.0	29	18	17	12	28	5	0	7	.271	1	4	0	0	1		

PB - Team (0), Opp (1). Pickoffs - Team (1), Yost 1, Opp (1). SBA/ATT - Bozzo (2-2), G. Young (1-1), Brinker (1-1), Davis (1-1), Scotti (1-1).

Player	c	po	a	e	fld%	dp	sba	csb	sba%	pb	ci
33 MacGregor, Tyler	35	35	0	0	1.000	1	0	0	---	0	0
19 Beckstein, Luke	18	5	13	0	1.000	2	0	0	---	0	0
22 Smith, Spenser	14	4	10	0	1.000	1	0	0	---	0	0
49 Bozzo, Gregory	11	11	0	0	1.000	0	2	0	1.000	0	0
13 Brinker, Matt	8	8	0	0	1.000	0	1	0	1.000	0	0
8 Sirota, Mike	4	4	0	0	1.000	0	0	0	---	0	0
6 Cabral, Aiven	4	0	4	0	1.000	0	0	0	---	0	0
21 Bosland, Justin	4	4	0	0	1.000	0	0	0	---	0	0
14 Harrington, Patrick	2	0	2	0	1.000	0	0	0	---	0	0
7 Maldonado, Cam	2	1	1	0	1.000	0	0	0	---	0	0
10 Lane, Alex	1	1	0	0	1.000	0	0	0	---	0	0
11 Yost, Eric	1	0	1	0	1.000	0	0	0	---	0	0
1 Crossen, Danny	9	2	6	1	.889	0	0	0	---	0	0
36 Davis, Nick	1	0	0	1	.000	0	1	0	1.000	0	0
32 Quinlivan, James	1	0	0	1	.000	0	0	0	---	0	0
3 Thorbahn, Jack	0	0	0	0	.000	0	0	0	---	0	0
37 Gigliotti, Jake	0	0	0	0	.000	0	0	0	---	0	0
27 Doyle, Jack	0	0	0	0	.000	0	0	0	---	0	0
46 Scotti, Wyatt	0	0	0	0	.000	0	1	0	1.000	0	0
9 Feinberg, Harrison	0	0	0	0	.000	0	0	0	---	0	0
18 Young, Griffin	0	0	0	0	.000	0	1	0	1.000	0	0
35 Beauchesne, Jack	0	0	0	0	.000	0	0	0	---	0	0
Totals	115	75	37	3	.974	2	3	0	1.000	0	0
Opponents	110	81	26	3	.973	1	5	2	.714	1	0



**2023 Northeastern Huskies**  
**UMass Lowell at Northeastern**  
 May 16, 2023 at Brookline, Mass. (Friedman Diamond)



**UMass Lowell 4 (17-31)**

Player	ab	r	h	rbi	bb	so	po	a	lob	avg
Gallagher, Robert 2b	4	0	1	0	1	1	2	3	2	.238
Brown, Trey lf	4	0	0	0	0	0	1	0	4	.225
Kelly, Conor ph	1	0	0	0	0	0	0	0	0	.197
Humphrey, Jacob ss	5	0	1	1	0	1	1	2	0	.307
Wayman, Frank dh	2	1	0	0	3	1	0	0	1	.278
Proto, Ryan c	4	1	0	0	0	0	8	0	1	.248
Fish, Brandon 3b	4	1	0	0	0	0	2	2	1	.223
Tobin, Matt 1b	4	0	1	1	0	1	6	1	0	.258
Luccini, Alex cf	3	0	2	0	1	0	1	0	0	.265
Aubin, Spencer rf	4	1	3	1	0	1	2	0	0	.278
Venezia, Frankie p	0	0	0	0	0	0	0	1	0	-
Jette, Jacob p	0	0	0	0	0	0	0	0	0	-
Foley, Brian p	0	0	0	0	0	0	1	0	0	-
Haight, Drew p	0	0	0	0	0	0	0	0	0	-
Rodgers, Zach p	0	0	0	0	0	0	0	0	0	-
<b>Totals</b>	<b>35</b>	<b>4</b>	<b>8</b>	<b>3</b>	<b>5</b>	<b>5</b>	<b>24</b>	<b>9</b>	<b>9</b>	

**Northeastern 6 (39-11)**

Player	ab	r	h	rbi	bb	so	po	a	lob	avg
Crossen, Danny 3b	5	0	1	1	0	0	0	0	3	.340
MacGregor, Tyler 1b	2	1	0	0	3	1	13	1	0	.344
Lane, Alex lf	5	0	1	0	0	2	2	0	3	.314
Maldonado, Cam rf	4	2	0	0	1	1	1	0	1	.356
Musacchia, Carmelo ss	3	1	2	1	0	0	2	6	0	.315
Smith, Spenser ss	0	0	0	0	1	0	0	3	0	.224
Sullivan, Jimmy c	3	1	1	0	0	0	7	0	0	.235
Masiuk, Luke dh	2	1	0	0	2	1	0	0	0	.238
Bosland, Justin cf	2	0	1	2	1	0	0	0	0	.265
McGee, Sean 2b	2	0	0	0	0	2	0	3	3	.231
Thorbahn, Jack ph	1	0	0	0	0	1	0	0	0	.224
Beckstein, Luke 2b	0	0	0	1	0	0	1	1	0	.254
Beauchesne, Jack p	0	0	0	0	0	0	1	1	0	-
Gemma, Michael p	0	0	0	0	0	0	0	0	0	-
Allard, Jordy p	0	0	0	0	0	0	0	0	0	-
Davis, Nick p	0	0	0	0	0	0	0	0	0	-
Harrington, Patrick p	0	0	0	0	0	0	0	0	0	-
Quinlivan, James p	0	0	0	0	0	0	0	1	0	-
Young, Griffin p	0	0	0	0	0	0	0	0	0	-
<b>Totals</b>	<b>29</b>	<b>6</b>	<b>6</b>	<b>5</b>	<b>8</b>	<b>8</b>	<b>27</b>	<b>16</b>	<b>10</b>	

Score by Innings	1	2	3	4	5	6	7	8	9	R	H	E
UMass Lowell	0	0	0	0	0	3	0	0	1	<b>4</b>	<b>8</b>	<b>2</b>
Northeastern	3	0	0	0	0	2	1	0	X	<b>6</b>	<b>6</b>	<b>2</b>

E - Gallagher(11); Proto(3); Musacchia(8); S. McGee(2). DP - UML 1; NU 1. LOB - UML 9; NU 10. 2B - Luccini(6); Aubin(1); Musacchia 2(9). HBP - J. Sullivan; Bosland; Beckstein. SB - Aubin(1); Maldonado 3(27); S. Smith(21).

UMass Lowell	ip	h	r	er	bb	so	ab	bf	np	era	Northeastern	ip	h	r	er	bb	so	ab	bf	np	era
Venezia, Frankie	3.0	2	3	0	2	3	11	15	54	8.04	Beauchesne, Jack	2.0	3	0	0	0	1	8	8	29	3.86
Jette, Jacob	2.0	1	0	0	1	1	6	7	24	7.04	Gemma, Michael	2.0	0	0	0	2	1	5	7	25	2.35
Foley, Brian	0.2	3	2	2	2	1	5	7	30	7.78	Allard, Jordy	1.0	1	0	0	1	1	4	5	16	9.64
Haight, Drew	1.0	0	1	1	3	1	3	7	31	4.66	Davis, Nick	0.2	2	3	0	1	0	6	7	29	5.68
Rodgers, Zach	1.1	0	0	0	0	2	4	4	15	6.48	Harrington, Patrick	1.1	0	0	0	1	1	4	5	28	3.25
											Quinlivan, James	1.0	0	0	0	0	0	3	3	14	1.93
											Young, Griffin	1.0	2	1	1	0	1	5	5	23	2.55

Win - Harrington (5-0). Loss - Foley (0-2). Save - G. Young (9).  
 WP - Venezia(3). HBP - by Venezia (J. Sullivan); by Venezia (Bosland); by Haight (Beckstein). PB - Proto(3).  
 Pitches/strikes: Venezia 54/28; Jette 24/15; Foley 30/12; Haight 31/11; Rodgers 15/11; Beauchesne 29/17; Gemma 25/13; Allard 16/10; Davis 29/20; Harrington 28/15; J. Quinlivan 14/10; G. Young 23/15.

Umpires - HP: Kris Engstrand 1B: Joe Gravina 3B: Michael Sadowski  
 Start: 3:05 PM Time: 2:36 Attendance: 291  
 Weather: 81, mstly sunny, wind 14mph E

## GAME-BY-GAME RESULTS



### 2023 Northeastern Huskies Game Results for Northeastern (as of May 17, 2023) (All games)



Date	Opponent	Score	Inns	Overall	CAA	Pitcher of record	Attend	Time
Feb 17, 2023	at UNC Greensboro	w 11-0	9	1-0-0	0-0-0	Scotti (W 1-0)	480	2:43
Feb 18, 2023	at UNC Greensboro	L 6-7	9	1-1-0	0-0-0	Allard (L 0-1)	382	3:01
Feb 19, 2023	at UNC Greensboro	w 12-9	9	2-1-0	0-0-0	G. Young (W 1-0)	262	3:11
Feb 25, 2023	vs Indiana State-1	w 9-5	9	3-1-0	0-0-0	Scotti (W 2-0)	273	2:34
Feb 25, 2023	vs Indiana State-2	w 15-10	9	4-1-0	0-0-0	Yost (W 1-0)	265	2:54
Feb 26, 2023	vs Indiana State	w 8-7	(11)	5-1-0	0-0-0	Harrington (W 1-0)	287	3:49
Mar 03, 2023	at South Florida	w 15-3	7	6-1-0	0-0-0	Scotti (W 3-0)	926	2:14
Mar 04, 2023	at South Florida	w 13-8	9	7-1-0	0-0-0	G. Young (W 2-0)	996	2:52
Mar 05, 2023	at South Florida	w 8-7	9	8-1-0	0-0-0	Cabral (W 1-0)	977	2:36
Mar 08, 2023	at Duke	w 2-1	9	9-1-0	0-0-0	Gigliotti (W 1-0)	477	2:26
* Mar 10, 2023	at Elon	w 6-2	9	10-1-0	1-0-0	Scotti (W 4-0)	345	2:19
* Mar 11, 2023	at Elon-1	L 3-4	(10)	10-2-0	1-1-0	Davis (L 0-1)	472	2:18
* Mar 11, 2023	at Elon-2	L 1-2	9	10-3-0	1-2-0	Cabral (L 1-1)	442	2:08
* Mar 17, 2023	NORTH CAROLINA A&T-1	w 14-0	9	11-3-0	2-2-0	Scotti (W 5-0)	278	2:23
* Mar 17, 2023	NORTH CAROLINA A&T-2	w 9-4	9	12-3-0	3-2-0	Gigliotti (W 2-0)	331	2:30
* Mar 18, 2023	NORTH CAROLINA A&T	L 3-5	9	12-4-0	3-3-0	Cabral (L 1-2)	391	2:28
Mar 21, 2023	#16 BOSTON COLLEGE	w 6-2	9	13-4-0	3-3-0	Gigliotti (W 3-0)	372	2:31
Mar 22, 2023	MERRIMACK	w 11-2	9	14-4-0	3-3-0	B. Dunham (W 1-0)	114	2:38
Mar 24, 2023	HARTFORD	w 14-0	9	15-4-0	3-3-0	Scotti (W 6-0)	144	2:25
Mar 26, 2023	HARTFORD-1	w 10-6	9	16-4-0	3-3-0	Harrington (W 2-0)	371	2:45
Mar 26, 2023	HARTFORD-2	w 3-2	9	17-4-0	3-3-0	Cabral (W 2-2)	403	2:00
3/28/2023	at Central Conn. St.	w 5-2	9	18-4-0	3-3-0	Davis (W 1-1)	167	2:23
Mar 29, 2023	RHODE ISLAND	w 7-2	9	19-4-0	3-3-0	Beauchesne (W 1-0)	159	2:34
* Mar 31, 2023	at Monmouth-1	w 14-6	9	20-4-0	4-3-0	Harrington (W 3-0)	122	3:03
* Mar 31, 2023	at Monmouth-2	w 9-5	9	21-4-0	5-3-0	Cabral (W 3-2)	184	2:45
* Apr 02, 2023	at Monmouth	w 6-4	9	22-4-0	6-3-0	Gigliotti (W 4-0)	224	2:38
Apr 04, 2023	HARVARD	L 3-4	9	22-5-0	6-3-0	G. Young (L 2-1)	351	2:19
Apr 05, 2023	STONEHILL	w 10-0	9	23-5-0	6-3-0	W. Jones (W 1-0)	84	2:41
* Apr 07, 2023	DELAWARE	L 3-10	9	23-6-0	6-4-0	Scotti (L 6-1)	125	2:42
* Apr 08, 2023	DELAWARE	w 9-0	9	24-6-0	7-4-0	Cabral (W 4-2)	452	1:52
* Apr 09, 2023	DELAWARE	w 20-5	9	25-6-0	8-4-0	Yost (W 2-0)	409	2:37
Apr 11, 2023	at Massachusetts	w 18-11	9	26-6-0	8-4-0	Gigliotti (W 5-0)	85	3:34
* 4/14/2023	at Stony Brook	w 8-3	(10)	27-6-0	9-4-0	G. Young (W 3-1)	237	2:29
* 4/15/2023	at Stony Brook	L 3-11	9	27-7-0	9-5-0	Cabral (L 4-3)	145	2:48
* 4/16/2023	at Stony Brook	w 5-0	9	28-7-0	10-5-0	Yost (W 3-0)	143	2:05
Apr 18, 2023	at #15 Connecticut	w 12-3	9	29-7-0	10-5-0	Gigliotti (W 6-0)	443	2:55
* Apr 21, 2023	HOFSTRA	w 6-1	9	30-7-0	11-5-0	Cabral (W 5-3)	423	2:24
* Apr 22, 2023	HOFSTRA-1	w 14-5	9	31-7-0	12-5-0	Yost (W 4-0)	362	2:30
* Apr 22, 2023	HOFSTRA-2	w 8-1	9	32-7-0	13-5-0	Gigliotti (W 7-0)	362	1:54
* Apr 28, 2023	TOWSON-1	w 6-5	9	33-7-0	14-5-0	Harrington (W 4-0)	292	2:15
* Apr 28, 2023	TOWSON-2	w 12-8	9	34-7-0	15-5-0	Yost (W 5-0)	292	2:54
* Apr 29, 2023	TOWSON	w 5-4	9	35-7-0	16-5-0	Davis (W 2-1)	401	2:26
* May 05, 2023	at UNCW	w 8-2	9	36-7-0	17-5-0	Cabral (W 6-3)	1194	2:19
* May 06, 2023	at UNCW	L 2-7	9	36-8-0	17-6-0	Yost (L 5-1)	1311	2:39
* May 07, 2023	at UNCW	L 2-4	9	36-9-0	17-7-0	Scotti (L 6-2)	1207	2:22
May 09, 2023	at #19 Maryland	w 9-2	9	37-9-0	17-7-0	Gemma (W 1-0)	479	2:40
* May 12, 2023	at William & Mary	w 8-1	9	38-9-0	18-7-0	Cabral (W 7-3)	827	2:33
* May 13, 2023	at William & Mary	L 5-8	9	38-10-0	18-8-0	Davis (L 2-2)	841	2:54
* May 14, 2023	at William & Mary	L 5-6	9	38-11-0	18-9-0	G. Young (L 3-2)	879	2:15
May 16, 2023	UMASS LOWELL	w 6-4	9	39-11-0	18-9-0	Harrington (W 5-0)	291	2:36

( ) extra inning game

## 2023 SCORING / ATTENDANCE SUMMARY



### 2023 Northeastern Huskies Games Summary for Northeastern (as of May 17, 2023) (All games)

Score by innings	1	2	3	4	5	6	7	8	9	EX	Total
Northeastern	44	43	52	47	46	57	47	37	28	6	407
Opponents	18	22	18	29	26	32	16	32	16	1	210

Record when ...					
Overall	39-11			After 6 leading	33-3
Conference	18-9			..... trailing	3-7
Non-Conference	21-2			..... tied	3-1
Home games	18-3		After 7 leading	35-1	
Away games	18-8		..... trailing	2-8	
Neutral site	3-0		..... tied	1-2	
Day games	35-11		After 8 leading	34-2	
Night games	4-0		..... trailing	2-8	
vs Left starter	7-0		..... tied	2-1	
vs Right starter	32-11				
1-Run games	6-5		Hit 0 home runs	10-5	
2-Run games	2-2		... 1 home run	5-1	
5+Run games	23-3		... 2+ home runs	24-5	
Extra innings	2-1				
Shutouts	6-0	Opponent 0 home runs		20-3	
		..... 1 home run		17-5	
Scoring 0-2 runs	1-3		..... 2+ HRs	2-3	
..... 3-5 runs	4-7				
..... 6-9 runs	18-1		Made 0 errors	17-4	
..... 10+ runs	16-0		.... 1 error	14-5	
			.... 2+ errors	8-2	
Opponent 0-2 runs	18-1				
..... 3-5 runs	12-4	Opp. made 0 errors		8-2	
..... 6-9 runs	7-4	..... 1 error		15-6	
..... 10+ runs	2-2	..... 2+ errors		16-3	
Scored in 1st inning	16-5	Out-hit opponent		29-3	
Opp. scored in 1st	6-5	Out-hit by opponent		6-7	
Scores first	28-6	Hits are tied		4-1	
Opp. scores first	11-5				

Record when team scores:	Runs	0	1	2	3	4	5	6	7	8	9	10+
W-L	0-0	0-1	1-2	1-5	0-0	3-2	6-1	1-0	6-0	5-0	16-0	

Record when opponent scores:	Runs	0	1	2	3	4	5	6	7	8	9	10+
W-L	6-0	4-0	8-1	3-0	4-3	5-1	2-1	2-2	2-1	1-0	2-2	

Record when leading after:	Inn.	1	2	3	4	5	6	7	8
W-L	15-4	22-4	28-6	30-4	32-4	33-3	35-1	34-2	

Record when trailing after:	Inn.	1	2	3	4	5	6	7	8
W-L	4-3	5-5	7-4	4-7	3-7	3-7	2-8	2-8	

Record when tied after:	Inn.	1	2	3	4	5	6	7	8
W-L	20-4	12-2	4-1	5-0	4-0	3-1	1-2	2-1	

Current winning streak: 1  
 Longest winning streak: 10  
 Longest losing streak: 2

Home attendance : 6407 ( 21 dates avg = 305 )  
 Away attendance : 15072 ( 29 dates avg = 519 )  
 Total attendance: 21479 ( 50 dates avg = 429 )



### 2023 Northeastern Huskies Games Summary for Northeastern (as of May 14, 2023) (CAA games only)

Score by innings	1	2	3	4	5	6	7	8	9	EX	Total
Northeastern	24	17	30	23	17	29	23	16	10	5	194
Opponents	12	13	10	15	15	4	14	23	6	1	113

Record when ...					
Overall	18-9			After 6 leading	15-2
Conference	18-9			..... trailing	2-7
Non-Conference	0-0			..... tied	1-0
Home games	10-2		After 7 leading	17-0	
Away games	8-7		..... trailing	1-8	
Neutral site	0-0		..... tied	0-1	
Day games	16-9		After 8 leading	17-0	
Night games	2-0		..... trailing	0-8	
vs Left starter	3-0		..... tied	1-1	
vs Right starter	15-9				
1-Run games	2-3		Hit 0 home runs	4-4	
2-Run games	1-2		... 1 home run	3-1	
5+Run games	12-3		... 2+ home runs	11-4	
Extra innings	1-1				
Shutouts	3-0	Opponent 0 home runs		9-2	
		..... 1 home run		8-4	
Scoring 0-2 runs	0-3		..... 2+ HRs	1-3	
..... 3-5 runs	2-6				
..... 6-9 runs	11-0		Made 0 errors	8-4	
..... 10+ runs	5-0		.... 1 error	8-3	
			.... 2+ errors	2-2	
Opponent 0-2 runs	8-1				
..... 3-5 runs	8-3	Opp. made 0 errors		5-1	
..... 6-9 runs	2-3	..... 1 error		4-5	
..... 10+ runs	0-2	..... 2+ errors		9-3	
Scored in 1st inning	8-3	Out-hit opponent		13-3	
Opp. scored in 1st	4-4	Out-hit by opponent		2-6	
Scores first	11-4	Hits are tied		3-0	
Opp. scores first	7-5				

Record when team scores:	Runs	0	1	2	3	4	5	6	7	8	9	10+
W-L	0-0	0-1	0-2	0-4	0-0	2-2	4-0	0-0	4-0	3-0	5-0	

Record when opponent scores:	Runs	0	1	2	3	4	5	6	7	8	9	10+
W-L	3-0	3-0	2-1	1-0	3-2	4-1	1-1	0-1	1-1	0-0	0-2	

Record when leading after:	Inn.	1	2	3	4	5	6	7	8
W-L	8-2	11-2	13-4	14-2	14-2	15-2	17-0	17-0	

Record when trailing after:	Inn.	1	2	3	4	5	6	7	8
W-L	2-3	2-5	4-4	3-7	2-7	2-7	1-8	0-8	

Record when tied after:	Inn.	1	2	3	4	5	6	7	8
W-L	8-4	5-2	1-1	1-0	2-0	1-0	0-1	1-1	

Current losing streak: 2  
 Longest winning streak: 8  
 Longest losing streak: 2

Home attendance : 4118 ( 12 dates avg = 343 )  
 Away attendance : 8573 ( 15 dates avg = 571 )  
 Total attendance: 12691 ( 27 dates avg = 470 )

- Three-time CAA Coach of the Year (2017, '18, '21)
- 2020 Baseball America 'Most Underrated Coach'
- 2018 New England Coach of the Year
- 2018 ABCA/Diamond Northeast Region Coach of the Year

# MIKE GLAVINE

- 15 MLB Draft Picks in his previous 6 seasons
- Program-best 249 wins in 8-year stretch

## THE GLAVINE FILE

**Mike Glavine** – the three-time CAA Coach of the Year (2017, 2018, 2021), 2018 NEIBA (New England) Coach of the Year and 2018 ABCA/Diamond Northeast Region Coach of the Year – is in his ninth season as head coach of the Northeastern baseball team and 17th season overall with the program, having previously served as the Huskies' full-time assistant and recruiting coordinator. He was named Neil McPhee's successor as head coach during September 2013 and took the reigns of the program upon McPhee's retirement at the conclusion of the 2014 season, following McPhee's 29th year at Northeastern.

Under Glavine, the Huskies have a 226-178-1 overall record while going 101-63 in CAA play and two NCAA appearances.

The Huskies claimed another winning record in 2022, the sixth in Glavine's head coaching career, going 31-29-1 and reaching the CAA Championship game for the second straight season. Glavine's Huskies recorded four wins over top-20 opponents including a weekend sweep of #8 NC State, and handing #18 Clemson their first loss of the season.

Glavine guided the Huskies to a 20-3 CAA record in 2021, their first CAA Championship and a berth in the NCAA Tournament including a program best 20-game win streak overall and CAA record 19-game win streak to open conference play, earning him Coach of the Year honors for 2021. Glavine led the Huskies to a final RPI ranking of No 34.

Glavine led the Huskies to a final RPI ranking of No. 11 in 2020, before the season was canceled due to the global pandemic Coronavirus. Baseball America did a vote by coaches around the country in April 2020 and Coach Glavine earned the fourth-most votes as the 'most underrated College Baseball

Coach' (story here). He earned his 150th win at Northeastern in a 10-0 victory over South Florida (2/22/20) as the Huskies picked up series wins against USF and Florida Atlantic before the season was halted.

Glavine guided Northeastern to consecutive CAA regular-season titles during 2017 and '18 – the Huskies' first within any conference since 2005 (America East). He has also led the Huskies back to the NCAA tournament for the first time since 2003, earning an at-large bid during 2018 after winning a program record, 36 games, including the program's first three victories against the SEC, and attaining a top-40 RPI.

Glavine steered Northeastern to the best fielding percentage in the CAA (.975), one that led the conference in double plays turned (58) and housed the 2017 CAA Defensive Player of the Year, shortstop Max Burt en route to capturing the CAA regular-season crown. Coupled with a pitching staff that combined to post a 3.88 ERA during league games, the Huskies went 16-7 during the conference calendar, winning the pennant by a half game ahead of UNCW. Glavine's success merited him CAA Coach of the Year honors.

Since becoming head coach, Glavine has coached nine Northeastern players to MLB Draft selections and a program-best three selections in 2019 with pitchers Sean Mellen (14th Rd./Dodgers) and Andrew Misiaszek (32nd Rd./Indians) and first baseman Jake Farrell (39th Rd./Yankees). During the 2016 MLB Draft, Glavine became the first head coach in Northeastern history to witness two players (Civale and Hunt) be selected during the draft's opening 10 rounds with Civale's selection at 92nd overall standing as the third highest NU draft pick all-time.

Under Glavine, the Huskies have produced a pitching draft pick or signee to Major League Baseball organizations in four of six seasons. During that time, the Huskies have been consistently one of the top pitching staffs in the CAA.

At the helm of the Huskies for his second season during 2016, Glavine led Northeastern to its fifth 30-win campaign (31) in program history. Opening the year on the road against No. 30 Oklahoma, he navigated NU to consecutive upset wins versus the ranked Sooners, delivering the program its first-ever victories against a Big 12 opponent. Returning to the CAA tournament for the fourth straight season and second in a row under Glavine, the fifth-seeded Huskies outperformed two higher-seeded teams (No. 3 Elon, No. 4 James Madison), finishing as one of the conference's final four teams left standing. Under Glavine's guidance, Northeastern observed two student-athletes go on to claim CAA postseason awards during 2016: right-hander Aaron Civale (Pitcher of the Year) and catcher Josh Treff (Defensive Player of the Year). That season, the CAA handed out 11 conference awards to eight of Glavine's players, including six All-CAA selections. Civale also became the first Northeastern player since 2012 to garner status as a Louisville Slugger All-American, having been selected to the Third Team.

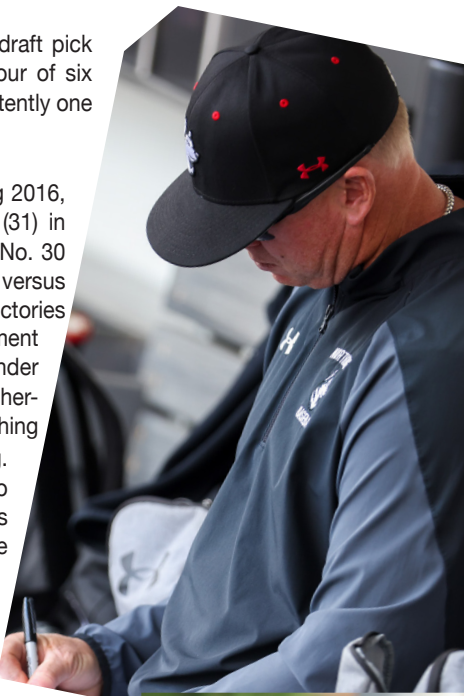
Glavine made a smooth transition into his first head-coaching role during the 2015 campaign, leading NU to 14 CAA victories, the most the program had witnessed since its inaugural run through the conference during 2006 (19). Under his first-year mentorship, Northeastern achieved its first top-three, regular-season finish in the CAA in nine years and downed No. 15 College of Charleston, earning the program its first victory against an NCBWA ranked opponent since 2008. He also coached six student-athletes to CAA postseason awards, most notably placing starting pitcher Dustin Hunt on the All-CAA Second Team.

A native of Billerica, Massachusetts, Glavine spent four years at Northeastern and left as one of the most prolific hitters in the Huskies' history. He made a big splash during his freshman season, batting .307 and pounding 19 extra-base hits, including a school record, nine triples. Glavine graduated having hit 28 career home runs and accumulated 110 career RBIs, ranking him third and ninth at the time, respectively, in the school's record book. The left-handed slugger also

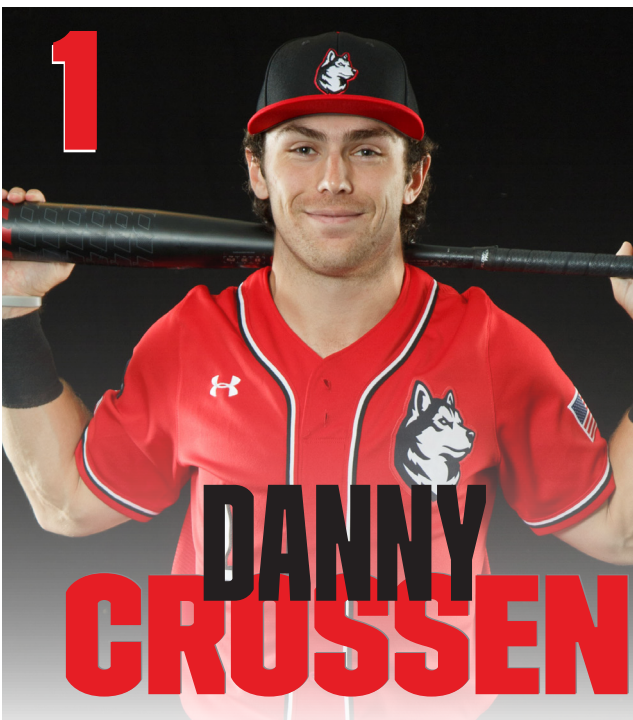
walked 120 times during his four seasons at NU, ranking him second all-time upon completing his final collegiate campaign.

After graduating from Northeastern, Glavine spent 10 seasons in professional baseball after being drafted by the Cleveland Indians during 1995, alternating between the Double A and Triple A levels. During September 2003, the New York Mets called Glavine up to the major leagues, where he played with his older brother, Tom. He notched his one and only major league hit during his final game with the Mets on Sept. 28, 2003, recording a single off Florida Marlins closer Braden Loper. Glavine became the third Northeastern alumni to ever play in the major leagues, joining George Yankowski (1942, 1949) and Carlos Pena (2001-14).

Retiring from the pro ranks in 2004, Glavine now resides in Lexington, Massachusetts, with his wife, Carissa, their two daughters, Ava and Sophia, and their son, Luke.



<b>HEAD COACH</b>	Northeastern (2015-present)	
<b>ASSISTANT COACH</b>	Northeastern (2007-14)	
<b>PLAYER</b>	Norfolk Tides (AAA, 2003-04) New York Mets (2003) Somerset Patriots (Indy, 2001-02) Richmond Braves (AAA, 2001) Greenville Braves (AA, 1999-00) Kinston Indians (A, 1998) Columbus RedStixx (A, 1996-97) Burlington Indians (Rookie, 1995) Drafted by Cleveland Indians (1995, Rd. 22) Northeastern (1992-95)	
<b>HONORS</b>	Three-time CAA Coach of the Year (2017, '18, '21) 2018 ABCA/Diamond Northeast Region Coach of the Year 2018 ECAC Coach of the Year 2018 NEIBA Coach of the Year	
	<b>Overall</b>	<b>CAA</b>
2015	25-30	14-10 (3rd)
2016	31-27	12-11 (5th)
2017	29-25	16-7 (1st)
2018	36-21	17-6 (1st)
2019	28-29	12-12 (T-3rd)
2020	10-5	-
2021	36-12	20-3 (1st)
2022	31-29-1	10-14 (5th)
2023	39-11	18-9
		<b>Postseason</b>
		CAA 4th place (1-2)
		CAA 4th place (2-2)
		CAA 3rd place (1-2)
		CAA runner-up (3-2); NCAA Raleigh Regional (0-2)
		CAA 4th place (2-2)
		Season canceled due to COVID-19
		CAA Tournament Champs (4-1); NCAA Fayetteville Regional (0-2)
		CAA runner-up (3-2)
	<b>269-189-1 (.587)</b>	<b>122-72 (.629)</b>



# DANNY CROSSEN

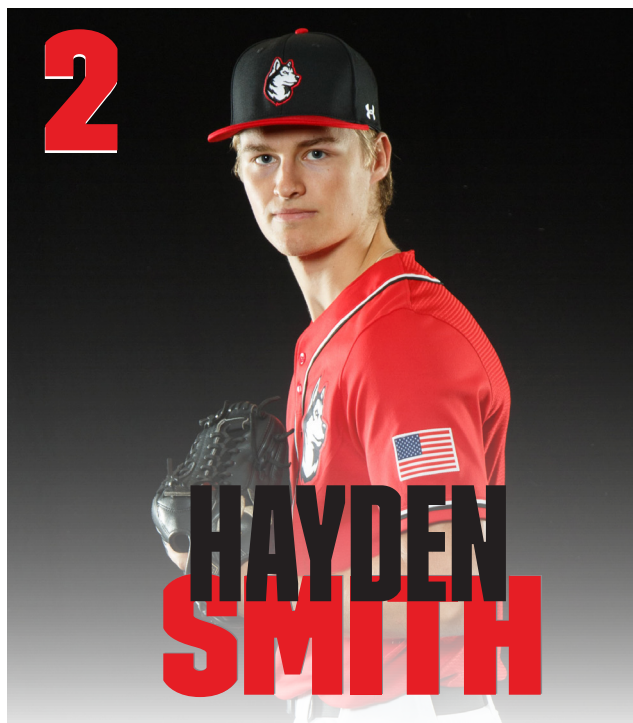
R-Senior | INF | 6-0 | Cotuit, Mass. | Cheshire Academy

## CAREER HIGHS

At bats ..... 6 (4/11/23 at UMass)  
 Hits..... 4 (2x)  
 Runs..... 3 (3x)  
 RBI ..... 4 (3x)  
 Doubles..... 2 (3/26/21 vs. UMass)  
 Triples ..... 1 (3x)  
 Homers ..... 1 (12x)  
 Stolen Bases..... 3 (4/11/23 at UMass)  
 Hit Streak..... 22 games (2/18/23-3/31/23)  
 On-Base streak ..... 50 games (5/29/22-5/16/23)

## CAREER STATISTICS

Year	avg	gp-gs	ab	r	h	2b	3b	hr	rbi	tb	slg%	bb	hbp	so	gdp	ob%	sf	sh	sb-att	po	a	e	fld%
2019	.000	3-0	1	0	0	0	0	0	0	0	.000	1	0	0	0	.500	0	0	0-0	1	0	0	1.000
2020	.000	6-2	8	0	0	0	0	0	0	0	.000	0	0	2	.000	0	1	0-0	2	0	1	.667	
2021	.336	41-40	146	26	49	13	2	1	31	69	.473	16	7	21	0	.411	6	0	6-8	58	66	3	.976
2022	.194	36-35	124	15	24	5	0	2	20	35	.282	8	8	14	5	.280	3	3	3-3	286	21	3	.990
2023	.340	49-49	200	46	68	12	1	9	40	109	.545	21	11	19	2	.420	6	1	15-21	39	89	6	.955
TOTAL	.294	135-126	479	87	141	30	3	12	91	213	.445	46	26	54	9	.376	15	5	24-32	386	176	13	.977



# HAYDEN SMITH

Soph. | RHP | 6-3 | Honeoye Falls, N.Y. | Honeoye Falls-Lima

## CAREER HIGHS

Innings pitched ..... 3.0 (4/5/23 vs. Stonehill)  
 Strikeouts..... 3 (4/5/23 vs. Stonehill)

## CAREER STATISTICS

Year	era	w-l	app	gs	cg	sho	sv	ip	h	r	er	bb	so	2b	3b	hr	bf	bavg	wp	hbp	bk	sfa	sha	po	a	e	fld%
2022	0.00	0-0	1	0	0	0/0	0	1.0	2	0	0	0	0	0	0	0	3	.667	0	0	0	0	0	1	1	0	1.000
2023	3.68	0-0	6	1	0	0/2	0	7.1	6	3	3	3	9	1	0	1	32	.214	0	1	0	0	0	1	1	0	1.000
TOTAL	3.24	0-0	7	1	0	0/2	0	8.1	8	3	3	3	9	1	0	1	35	.258	0	1	0	0	0				





3

**JACK  
THORBAHN**


Junior | INF/OF | 6-3 | Hingham, Mass. | Thayer Academy

**CAREER HIGHS**

At bats .....5 (2/19/22 vs. Monmouth)  
 Hits.....2 (3x)  
 Runs.....2 (4/9/23 vs. Delaware)  
 RBI ..... 4 (3/26/23 GM 1 vs. Hartford)  
 Doubles.....1 (6x)  
 Triples .....  
 Homers .....1 (5x)  
 Stolen Bases.....

**CAREER STATISTICS**

Year	avg	gp-gs	ab	r	h	2b	3b	hr	rbi	tb	slg%	bb	hbp	so	gdp	ob%	sf	sh	sb-att	po	a	e	fld%
2022	.214	19-10	42	3	9	1	0	2	10	16	.381	3	3	21	0	.313	0	0	0-1	35	1	2	.947
2023	.224	23-10	49	7	11	6	0	3	14	26	.531	6	2	16	3	.328	1	0	0-0	63	1	0	1.000
TOTAL	.220	42-20	91	10	20	7	0	5	24	42	.462	9	5	37	3	.321	1	0	0-1	98	2	2	.980



4

**DENNIS  
COLLERAN**

Soph. | RHP | 6-3 | North Attleboro, Mass. | North Attleboro High

**CAREER HIGHS**

Innings pitched .....3.0 (2x)  
 Strikeouts.....5 (2/20/22 vs. Penn State)

**CAREER STATISTICS**

Year	era	w-l	app	gs	cg	sho	sv	ip	h	r	er	bb	so	2b	3b	hr	bf	bavg	wp	hbp	bk	sfa	sha	po	a	e	fld%
2022	4.50	0-1	15	2	0	0/1	2	22.0	19	16	11	22	24	6	0	2	113	.218	3	4	0	0	0	0	5	0	1.000
TOTAL	4.50	0-1	15	2	0	0/1	2	22.0	19	16	11	22	24	6	0	2	113	.218	3	4	0	0	0	0	5	0	1.000



Freshman | INF | 6-1 | Marshfield, Mass. | IMG Academy

**CAREER HIGHS**

At bats ..... 4 (2/25/23 (GM2) vs. Indiana State)  
 Hits..... 2 (4/5/23 vs. Stonehill)  
 Runs..... 3 (4/5/23 vs. Stonehill)  
 RBI ..... 2 (2/25/23 (GM2) vs. Indiana State)  
 Doubles..... 1 (4/5/23 vs. Stonehill)  
 Triples .....  
 Homers ..... 1 (2/25/23 (GM2) vs. Indiana State)  
 Stolen Bases..... 1 (4/5/23 vs. Stonehill)

**CAREER STATISTICS**

Year	avg	gp-gs	ab	r	h	2b	3b	hr	rbi	tb	slg%	bb	hbp	so	gdp	ob%	sf	sh	sb-att	po	a	e	fld%
2023	.231	6-3	13	5	3	1	0	1	2	7	.538	2	0	7	0	.333	0	0	1-1	1	11	2	.857
TOTAL	.231	6-3	13	5	3	1	0	1	2	7	.538	2	0	7	0	.333	0	0	1-1	1	11	2	.857



# CAM MALDONADO

Freshman | OF | 6-3 | Wolcott, Conn. | Hamden Hall Country Day School

## CAREER HIGHS

At bats	6 (2x)
Hits	5 (4/11/23 at UMass)
Runs	3 (3x)
RBI	6 (2x)
Doubles	2 (2x)
Triples	1 (5x)
Homers	2 (4/18/23 at #15 UConn)
Stolen Bases	2 (3x)
Hit Streak	10 games (4/4/23-4/18/23)

## CAREER STATISTICS

Year	avg	gp-gs	ab	r	h	2b	3b	hr	rbi	tb	slg%	bb	hbp	so	gdp	ob%	sf	sh	sb-att	po	a	e	fld%
2023	.356	46-45	180	40	64	11	5	12	40	121	.672	23	2	45	3	.430	2	0	27-28	78	2	1	.988
TOTAL	.356	46-45	180	40	64	11	5	12	40	121	.672	23	2	45	3	.430	2	0	27-28	78	2	1	.988



# MIKE SIRUTA

Soph. | CF | 6-3 | Broad Channel, N.Y. | The Gunnery

## CAREER HIGHS

At bats	6 (2x)
Hits	4 (2x)
Runs	4 (3/4/23 at USF)
RBI	4 (5x)
Doubles	2 (2x)
Triples	1 (4x)
Homers	2 (3x)
Stolen Bases	2 (4x)
Hit Streak	14 games (4/5/23-4/28/23)

## CAREER STATISTICS

Year	avg	gp-gs	ab	r	h	2b	3b	hr	rbi	tb	slg%	bb	hbp	so	gdp	ob%	sf	sh	sb-att	po	a	e	fld%
2022	.326	37-37	141	27	46	14	0	4	20	72	.511	17	4	29	2	.411	1	1	10-13	76	2	1	.987
2023	.368	45-45	174	63	64	8	4	16	46	128	.736	38	7	40	3	.498	0	0	19-21	100	5	2	.981
TOTAL	.349	82-82	315	90	110	22	4	20	66	200	.635	55	11	69	5	.461	1	1	29-34	176	7	3	.984



**CAREER HIGHS**

At bats ..... 5 (3x)  
 Hits.....4 (2x)  
 Runs.....3 (3/5/23 at USF)  
 RBI .....4 (2x)  
 Doubles.....2 (2x)  
 Triples .....1 (4/8/23 vs. Delaware)  
 Homers .....2 (3/5/23 at USF)  
 Stolen Bases.....1 (3x)

R-Freshman | OF | 6-1 | Greenwich, Conn. | King School | USC

**CAREER STATISTICS**

Year	avg	gp-gs	ab	r	h	2b	3b	hr	rbi	tb	slg%	bb	hbp	so	gdp	ob%	sf	sh	sb-att	po	a	e	fld%
2023	.268	37-31	112	21	30	7	1	7	22	60	.536	15	6	36	3	.381	1	0	3-4	44	0	2	.957
TOTAL	.268	37-31	112	21	30	7	1	7	22	60	.536	15	6	36	3	.381	1	0	3-4	44	0	2	.957



**CAREER HIGHS (includes Bryant)**

At bats ..... 6 (5/27/22 vs. LIU)\*  
 Hits.....4 (2x)  
 Runs.....4 (4/16/22 vs. Merrimack)\*  
 RBI ..... 6 (2x)  
 Doubles.....2 (3x)  
 Triples .....1 (2/18/23 at UNCG)  
 Homers .....2 (3/3/23 at USF)  
 Stolen Bases.....1 (5x)  
 \*with Bryant


Senior | UTL/DH | 6-5 | Andover, Mass. | St. John's Prep | Bryant

**CAREER STATISTICS**

Year	avg	gp-gs	ab	r	h	2b	3b	hr	rbi	tb	slg%	bb	hbp	so	gdp	ob%	sf	sh	sb-att	po	a	e	fld%
2020*	.079	12-11	38	4	3	1	0	2	4	10	.263	3	0	21	0	.146	0	1	0-0	65	6	1	.986
2022*	.292	54-46	192	35	56	14	0	12	48	106	.552	15	7	61	4	.363	1	0	0-0	164	5	3	.983
2023	.314	49-47	185	46	58	8	1	15	51	113	.611	25	13	50	0	.429	1	0	5-7	40	1	2	.953
TOTAL	.314	49-47	185	46	58	8	1	15	51	113	.611	25	13	50	0	.429	1	0	5-7	40	1	2	.953
All*	.282	115-104	415	85	117	23	1	29	103	229	.552	43	20	132	4	.375	2	1	5-7	269	12	6	.979

\* Statistics from prior team/school

12



**JOSEPH  
HAUSER**

Freshman | RHP | 6-3 | Queens, N.Y. | St. Francis Prep

**BEFORE NORTHSEASERN**

Played four years of baseball at St. Francis Prep... Named 2021 17U All-American Team (PerfectGame.com)... CHSAA Baseball All-Star... 2x CHSAA Brooklyn-Queens All League Team... also spent four years with Next Level Baseball.


**PERSONAL**

Son of Joseph and Leticia Hauser... has one sibling, Jayden... enjoys watching movies, practices graphic design in spare time... General studies major, plans on majoring in Business Marketing.

**WHY NORTHEASTERN?**

“I choose Northeastern because I really liked the area, the baseball program is amazing and the academics are amazing”

13



**MATT  
BRINKER**

Freshman | C | 5-10 | Norfolk, Mass. | Xaverian Brothers


**CAREER HIGHS**

At bats .....4 (4/8/23 vs. Delaware)  
Hits.....1 (6x)  
Runs..... 1 (7x)  
RBI ..... 3 (4/11/23 at UMass)  
Doubles.....1 (4/11/23 at UMass)  
Triples .....  
Homers ..... 1 (2x)  
Stolen Bases.....2 (4/5/23 vs. Stonehill)

**CAREER STATISTICS**

Year	avg	gp-gs	ab	r	h	2b	3b	hr	rbi	tb	slg%	bb	hbp	so	gdp	ob%	sf	sh	sb-att	po	a	e	fld%
2023	.261	13-7	23	7	6	1	0	2	7	13	.565	2	3	10	0	.367	2	0	2-2	51	3	1	.982
TOTAL	.261	13-7	23	7	6	1	0	2	7	13	.565	2	3	10	0	.367	2	0	2-2	51	3	1	.982

# 14



# PATRICK HARRINGTON

Grad. Student | RHP | 6-1 | Bedford, N.H. | Bedford | Assumption

### CAREER HIGHS (with Assumption)

Single Game

Strikeouts.....11 (3/20/22 at Queens (N.Y.))

IP.....9.0 (4/15/22 at Bentley)

Season

Apps.....17 (2023)

Starts.....12 (2022)

Wins.....6 (2022)

Saves.....2 (2023)

IP.....74.0 (2022)


Strikeouts.....81 (2022)

### CAREER STATISTICS

Year	era	w-l	app	gs	cg	sho	sv	ip	h	r	er	bb	so	2b	3b	hr	bf	bavg	wp	hbp	bk	sfa	sha	Year	po	a	e	fld%
2019*	3.38	1-2	15	1	0	0/0	1	37.1	37	16	14	10	33	10	1	3	161	.257	2	3	0	1	3	2019*	1	4	1	.833
2020*	11.08	0-2	4	3	0	0/0	0	13.0	22	17	16	11	9	5	1	0	71	.400	3	1	0	4	0	2020*	0	3	0	1.000
2022*	5.59	6-4	15	12	1	0/0	1	74.0	74	50	46	23	81	14	2	11	323	.251	5	3	0	0	2	2022*	3	12	1	.938
2023	3.25	5-0	17	0	0	0/0	2	36.0	29	16	13	16	27	4	1	2	156	.216	2	4	0	2	0	2023	1	5	0	1.000
TOTAL	3.25	5-0	17	0	0	0/0	2	36.0	29	16	13	16	27	4	1	2	156	.216	2	4	0	2	0	TOTAL	1	5	0	1.000
All*	5.00	12-8	51	16	1	0/0	4	160.1	162	99	89	60	150	33	5	16	711	.258	12	11	0	7	5	All*	5	24	2	.935

\* Statistics from prior team/school

# 15



# MATT DOWNING

R-Junior | LHP | 6-2 | Cheshire, Conn. | Cheshire

### CAREER HIGHS

Strikeouts.....3 (2x)

IP.....2.2 (2/19/23 at UNCG)

### CAREER STATISTICS

Year	era	w-l	app	gs	cg	sho	sv	ip	h	r	er	bb	so	2b	3b	hr	bf	bavg	wp	hbp	bk	sfa	sha	po	a	e	fld%
2021	0.00	0-0	4	0	0	0/1	0	3.1	0	0	0	2	3	0	0	0	12	.000	0	0	0	0	0	0	2	1	.667
2023	7.11	0-0	4	3	0	0/0	0	6.1	9	8	5	8	6	0	1	2	38	.333	1	2	0	0	1	0	2	1	.667
TOTAL	4.66	0-0	8	3	0	0/1	0	9.2	9	8	5	10	9	0	1	2	50	.243	1	2	0	0	1				

# 16



# RYAN GRIFFIN

Freshman | RHP | 6-6 | North Andover, Mass. | North Andover


### CAREER HIGHS

Strikeouts.....  
IP ..... 1.0 (4/5/23 vs. Stonehill)

### CAREER STATISTICS

Year	era	w-l	app	gs	cg	sho	sv	ip	h	r	er	bb	so	2b	3b	hr	bf	bavg	wp	hbp	bk	sfa	sha
2023	0.00	0-0	1	0	0	0/1	0	1.0	1	0	0	0	0	0	0	0	4	.250	0	0	0	0	0
TOTAL	0.00	0-0	1	0	0	0/1	0	1.0	1	0	0	0	0	0	0	0	4	.250	0	0	0	0	0

# 17



# BRETT DUNAHM

Soph. | RHP | 6-2 | North Andover, Mass. | North Andover

### CAREER HIGHS

Strikeouts..... 3 (3/22/23 vs. Merrimack)  
IP ..... 2.2 (3/22/23 vs. Merrimack)

Season

Apps..... 13 (2023)

Starts.....

Wins..... 1 (2023)

Saves..... 1 (2022)

IP ..... 15.2 (2023)

Strikeouts..... 11 (2023)

### CAREER STATISTICS

Year	era	w-l	app	gs	cg	sho	sv	ip	h	r	er	bb	so	2b	3b	hr	bf	bavg	wp	hbp	bk	sfa	sha	po	a	e	fld%
2022	3.38	0-0	4	0	0	0/0	1	5.1	2	2	2	2	4	0	0	1	20	.125	0	1	0	1	0	1	0	0	1.000
2023	3.45	1-0	13	0	0	0/1	0	15.2	15	7	6	10	11	2	0	0	75	.273	0	7	0	0	3	0	3	0	1.000
TOTAL	3.43	1-0	17	0	0	0/1	1	21.0	17	9	8	12	15	2	0	1	95	.239	0	8	0	1	3	1	3	0	1.000



Grad. Student | RHP | 6-4 | Dover, N.H. | Dover | Wheaton

**CAREER HIGHS (with Wheaton)**

Single Game

Strikeouts.....12 (3/18/22 vs. Ithaca)\*

IP.....9.0 (5/21/22 vs. Johnson & Wales)\*

.....9.0 (6/4/22)\*

Season

Apps.....22 (2023)

Starts.....10 (2022)\*

Wins.....7 (2022)\*

Saves.....9 (2023)

IP.....64.2 (2022)\*


Strikeouts.....63 (2019)\*

\*with Wheaton

**CAREER STATISTICS**

Year	era	w-l	app	gs	cg	sho	sv	ip	h	r	er	bb	so	2b	3b	hr	bf	bavg	wp	hbp	bk	sfa	sha	po	a	e	fld%
2019*	1.87	6-1	11	8	0	0/0	0	57.2	49	17	12	12	63	4	0	1	237	.230	3	7	0	1	4	2	12	2	.875
2021*	2.10	5-0	10	8	1	1/0	2	60.0	40	16	14	9	62	4	3	1	234	.186	4	8	0	0	2	4	10	1	.933
2022*	2.51	7-1	10	10	1	0/0	0	64.2	53	24	18	11	62	7	3	1	266	.225	3	11	0	5	3	8	10	0	1.000
2023	2.55	3-2	22	0	0	0/1	9	42.1	34	16	12	8	46	3	2	1	176	.221	1	9	0	1	4	0	9	0	1.000
TOTAL	2.55	3-2	22	0	0	0/1	9	42.1	34	16	12	8	46	3	2	1	176	.221	1	9	0	1	4	0	9	0	1.000
All*	2.24	21-4	53	26	2	1/1	11	224.2	176	73	56	40	233	18	8	4	913	.215	11	35	0	7	13	14	41	3	.948

\* Statistics from prior team/school



Junior | INF | 5-7 | Tyngsborough, Mass. | Groton School | K State

**CAREER HIGHS (includes K-State)**

At bats .....5 (7x)

Hits.....3 (2x)

Runs.....3 (3/3/23 at USF)

RBI.....6 (4/12/22 vs. Harvard)

Doubles.....1 (11x)

Triples.....1 (5/6/22 at Hofstra)


Homers.....1 (5x)

Stolen Bases.....1 (5x)

**CAREER STATISTICS**

Year	avg	gp-gs	ab	r	h	2b	3b	hr	rbi	tb	slg%	bb	hbp	so	gdp	ob%	sf	sh	sb-att	po	a	e	fld%
2022	.234	60-60	205	28	48	7	1	2	30	63	.307	32	15	34	7	.374	2	3	4-7	103	151	6	.977
2023	.254	43-36	122	31	31	4	0	3	31	44	.361	20	5	19	0	.378	1	3	2-2	54	108	2	.988





Grad. Student | RHP | 5-9 | Woodstock, Vt. | Hartford High | Babson

**CAREER HIGHS (includes Babson & SNHU)**

Single Game  
 Strikeouts.....5 (2x)^  
 IP.....4.0 (2x)^

Season  
 Apps.....24 (2022)^  
 Starts.....10 (2019)  
 Wins.....8 (2019)  
 Saves.....2 (2022)^  
 IP.....56.2 (2019)  
 Strikeouts.....58 (2022)^  
 ^ - with Northeastern

**CAREER STATISTICS**

Year	era	w-l	app	gs	cg	sho	sv	ip	h	r	er	bb	so	2b	3b	hr	bf	bavg	wp	hbp	bk	sfa	sha	po	a	e	fld%
2018*	6.00	0-0	5	0	0	0/0	0	6.0	8	8	4	3	5	3	0	0	31	.308	2	1	0	0	1	0	1	0	1.000
2019*	4.13	8-1	11	10	0	0/0	0	56.2	72	30	26	12	45	16	1	0	245	.310	2	1	0	0	0	0	5	0	1.000
2020*	9.00	0-0	1	1	0	0/0	0	5.0	10	5	5	0	2	2	0	1	26	.400	0	0	0	1	0	0	1	0	1.000
2022	2.16	4-3	24	2	0	0/2	2	50.0	42	13	12	9	58	11	1	4	194	.232	3	2	0	0	2	2	7	1	.900
2023	9.64	0-1	5	0	0	0/0	0	4.2	8	5	5	2	6	1	0	1	25	.348	0	0	0	0	0	1	0	0	1.000
TOTAL	2.80	4-4	29	2	0	0/2	2	54.2	50	18	17	11	64	12	1	5	219	.245	3	2	0	0	2	3	7	1	.909
All*	3.83	12-5	46	13	0	0/2	2	122.1	140	61	52	26	116	33	2	6	521	.287	7	4	0	1	3	3	14	1	.944

\* Statistics from prior team/school



Soph. | UTL | 6-5 | Succasunna, N.J. | Roxbury High

**CAREER HIGHS**

At bats .....6 (5/17/22 at UMass Lowell)  
 Hits.....3 (5/10/22 at UConn)  
 Runs.....2 (9x)  
 RBI .....5 (5/10/22 at UConn)  
 Doubles.....1 (6x)  
 Triples .....1 (3x)  
 Homers .....1 (2x)  
 Stolen Bases.....5 (3/22/23 vs. Merrimack)

**CAREER STATISTICS**

Year	avg	gp-gs	ab	r	h	2b	3b	hr	rbi	tb	slg%	bb	hbp	so	gdp	ob%	sf	sh	sb-att	po	a	e	fld%
2022	.218	57-55	188	32	41	6	3	2	18	59	.314	18	16	61	0	.338	0	7	18-23	284	5	5	.983
2023	.265	23-9	34	11	9	0	0	0	5	9	.265	5	8	11	0	.468	0	0	13-13	32	3	1	.972
TOTAL	.225	80-64	222	43	50	6	3	2	23	68	.306	23	24	72	0	.361	0	7	31-36	316	8	6	.982




**CAREER HIGHS**

At bats ..... 6 (5/15/21 at Delaware)  
 Hits.....4 (2x)  
 Runs..... 3 (4x)  
 RBI .....4 (2x)  
 Doubles.....2 (2x)  
 Triples .....1 (6x)  
 Homers .....1 (5x)  
 Stolen Bases.....3 (4/12/22 at Harvard)

**R-Senior | INF | 6-2 | Wellesley, Mass. | Belmont Hill School**

**CAREER STATISTICS**

Year	avg	gp-gs	ab	r	h	2b	3b	hr	rbi	tb	slg%	bb	hbp	so	gdp	ob%	sf	sh	sb-att	po	a	e	fld%
2019	.235	21-20	68	9	16	2	0	0	5	18	.265	5	3	19	0	.316	0	5	6-8	29	50	5	.940
2020	.245	15-15	49	10	12	3	0	1	10	18	.367	6	2	13	1	.351	0	1	2-3	29	40	6	.920
2021	.242	47-47	161	26	39	6	2	1	25	52	.323	20	4	45	0	.335	3	3	12-16	62	117	10	.947
2022	.241	56-56	187	36	45	4	3	2	25	61	.326	20	5	42	5	.330	0	6	11-16	79	168	11	.957
2023	.224	39-37	125	22	28	3	1	1	16	36	.288	20	7	32	0	.355	3	3	21-23	60	120	5	.973
<b>TOTAL</b>	<b>.237</b>	<b>178-175</b>	<b>590</b>	<b>103</b>	<b>140</b>	<b>18</b>	<b>6</b>	<b>5</b>	<b>81</b>	<b>185</b>	<b>.314</b>	<b>71</b>	<b>21</b>	<b>151</b>	<b>6</b>	<b>.337</b>	<b>6</b>	<b>18</b>	<b>52-66</b>	<b>259</b>	<b>495</b>	<b>37</b>	<b>.953</b>



**Freshman | RHP | 6-2 | Milton, Mass. | Milton**

**CAREER HIGHS**

Innings pitched ..... 2.1 (2/25/23 (GM1) vs. Indiana State)  
 Strikeouts..... 5 (2/25/23 (GM1) vs. Indiana State)

**CAREER STATISTICS**

Year	era	w-l	app	gs	cg	sho	sv	ip	h	r	er	bb	so	2b	3b	hr	bf	bavg	wp	hbp	bk	sfa	sha	po	a	e	fld%
2023	0.90	0-0	7	0	0	0/1	0	10.0	4	1	1	4	17	0	0	0	38	.118	0	0	0	0	0	0	2	0	1.000
<b>TOTAL</b>	<b>0.90</b>	<b>0-0</b>	<b>7</b>	<b>0</b>	<b>0</b>	<b>0/1</b>	<b>0</b>	<b>10.0</b>	<b>4</b>	<b>1</b>	<b>1</b>	<b>4</b>	<b>17</b>	<b>0</b>	<b>0</b>	<b>0</b>	<b>38</b>	<b>.118</b>	<b>0</b>	<b>0</b>	<b>0</b>	<b>0</b>	<b>0</b>	<b>0</b>	<b>2</b>	<b>0</b>	<b>1.000</b>



**ED JARVIS**  
R-Junior | C | 5-11 | Manhasset, N.Y. | Regis

**CAREER HIGHS**

At bats ..... 3 (4x)  
 Hits..... 1 (4x)  
 Runs..... 2 (5/15/21 at Delaware)  
 RBI ..... 3 (3/7/20 at FAU)  
 Doubles.....  
 Triples ..... 1 (2x)  
 Homers .....  
 Stolen Bases.....

**CAREER STATISTICS**

Year	avg	gp-gs	ab	r	h	2b	3b	hr	rbi	tb	slg%	bb	hbp	so	gdp	ob%	sf	sh	sb-att	po	a	e	fld%
2020	.200	6-4	15	2	3	0	2	0	3	7	.467	1	0	7	0	.222	2	0	0-0	34	3	1	.974
2021	.333	5-0	6	2	2	0	0	0	0	2	.333	1	0	1	0	.429	0	0	0-0	4	1	0	1.000
2022	.500	3-0	2	0	1	0	0	0	0	1	.500	1	0	1	0	.667	0	0	0-0	3	0	0	1.000
2023	.000	4-0	6	0	0	0	0	0	0	0	.000	0	0	2	1	.000	0	0	0-0	6	1	0	1.000
TOTAL	.207	18-4	29	4	6	0	2	0	3	10	.345	3	0	11	1	.265	2	0	0-0	47	5	1	.981

**BEFORE NORTHSEASERN**

Attended Westhill High School, playing varsity baseball from 2019-22... ranked top-500 pitcher, #3 RHP in Connecticut (PerfectGame.com)... played for The Clubhouse Baseball (Fairfield, CT.) from 2019-22.

**PERSONAL**


Son of Cindy and John Ottaviano... has one sibling, Casey... brother Casey played for Keene State men's soccer... father John played college soccer at Central Connecticut State ('82-'85)... loves fishing, playing guitar, and hanging with friends... Finance Major.



**CRAIG OTTAVIANO**  
Freshman | RHP | 6-5 | Stamford, Conn. | Westhill

**WHY NORTHEASTERN?**

Great academics and baseball.



27

**JACK  
DOYLE**

Soph. | INF | 6-0 | Weymouth, Mass. | Weymouth

**CAREER HIGHS**

At bats ..... 5 (3/4/22 at NC State)  
 Hits..... 2 (2/27/22 vs. Merrimack)  
 Runs..... 1 (9x)  
 RBI ..... 2 (2/27/22 vs. Merrimack)  
 Doubles.....  
 Triples .....  
 Homers ..... 1 (3/17/23 vs. NC A&T, GM 1)  
 Stolen Bases.....

**CAREER STATISTICS**

Year	avg	gp-gs	ab	r	h	2b	3b	hr	rbi	tb	slg%	bb	hbp	so	gdp	ob%	sf	sh	sb-att	po	a	e	fld%
2022	.194	17-10	36	6	7	0	0	0	4	7	.194	5	5	11	0	.370	0	1	0-1	13	20	1	.971
2023	.200	9-2	10	3	2	0	0	1	4	5	.500	1	2	2	0	.357	1	0	0-0	11	3	0	1.000
TOTAL	.196	26-12	46	9	9	0	0	1	8	12	.261	6	7	13	0	.367	1	1	0-1	24	23	1	.979



28

**CARMELO  
MUSACCHIA**

Freshman | INF | 6-0 | New York, N.Y. | Fordham Prep

**CAREER HIGHS**

At bats ..... 5 (4x)  
 Hits..... 3 (2x)  
 Runs..... 3 (4/8/23 vs. Delaware)  
 RBI ..... 4 (3/31/23 at Monmouth)  
 Doubles..... 2 (5/16/23 vs. UMass Lowell)  
 Triples .....  
 Homers ..... 1 (4x)  
 Stolen Bases..... 1 (7x)

**CAREER STATISTICS**

Year	avg	gp-gs	ab	r	h	2b	3b	hr	rbi	tb	slg%	bb	hbp	so	gdp	ob%	sf	sh	sb-att	po	a	e	fld%
2023	.315	31-28	108	20	34	9	0	4	17	55	.509	5	5	25	1	.367	2	1	7-10	33	59	8	.920
TOTAL	.315	31-28	108	20	34	9	0	4	17	55	.509	5	5	25	1	.367	2	1	7-10	33	59	8	.920

# 31



# MICHAEL GEMMA

Junior | RHP | 6-5 | Milton, Mass. | Catholic Memorial

### CAREER HIGHS

Strikeouts..... 4 (2/18/22 vs. LIU)  
IP..... 4.0 (2x)

### Season

Apps..... 10 (2022)  
Starts..... 1 (2022)  
Wins..... 1 (2022, 2023)  
Saves.....  
IP..... 21.1 (2022)  
Strikeouts..... 17 (2022)

### CAREER STATISTICS

Year	era	w-l	app	gs	cg	sho	sv	ip	h	r	er	bb	so	2b	3b	hr	bf	bavg	wp	hbp	bk	sfa	sha	po	a	e	fld%
2021	20.25	0-0	2	0	0	0/0	0	1.1	2	3	3	5	1	1	0	0	11	.400	2	0	0	1	0	1	7	1	.889
2022	1.27	1-0	10	1	0	0/0	0	21.1	11	5	3	13	17	1	0	0	90	.159	6	6	1	1	1	0	1	0	1.000
2023	2.35	1-0	6	0	0	0/0	0	7.2	5	3	2	9	7	1	0	0	37	.185	1	1	0	0	0	1	8	1	.900

# 32



# JAMES QUINLIVAN

R-Junior | LHP | 6-6 | Medway, Mass. | Milton Academy

### CAREER HIGHS

Strikeouts..... 3 (4/27/22 vs. Hartford)  
IP..... 1.1 (5/6/23 at UNCW)

### Season

Apps..... 12 (2021)  
Starts.....  
Wins..... 2 (2021)  
Saves.....  
IP..... 13.0 (2021)  
Strikeouts..... 8 (2023)

### CAREER STATISTICS

Year	era	w-l	app	gs	cg	sho	sv	ip	h	r	er	bb	so	2b	3b	hr	bf	bavg	wp	hbp	bk	sfa	sha	po	a	e	fld%
2021	1.38	2-0	12	0	0	0/2	0	13.0	7	3	2	5	7	0	0	0	49	.167	1	2	0	0	0	4	0	1.000	
2022	6.23	0-1	6	0	0	0/1	0	4.1	1	4	3	8	7	0	0	0	22	.071	1	0	0	0	0	2	1	.667	
2023	1.93	0-0	10	0	0	0/2	0	9.1	3	2	2	8	8	1	0	0	41	.097	2	1	0	0	1	0	6	1	.857
TOTAL	2.36	2-1	28	0	0	0/5	0	26.2	11	9	7	21	22	1	0	0	112	.126	4	3	0	0	1				



# TYLER MACGREGOR

Grad. Student | 1B | 6-2 | Peabody, Mass. | St. John's Prep | Columbia

### CAREER STATISTICS

Year	avg	gp-gs	ab	r	h	2b	3b	hr	rbi	tb	slg%	bb	hbp	so	gdp	ob%	sf	sh	sb-att	po	a	e	fld%
2019*	.000	2-1	4	0	0	0	0	0	0	0	.000	0	0	0	1	.000	0	0	0-0	7	0	0	1.000
2020*	.364	6-6	22	2	8	2	0	0	2	10	.455	1	0	6	0	.391	0	0	1-1	59	4	0	1.000
2022*	.332	48-48	187	41	62	18	3	3	39	95	.508	30	14	36	1	.447	6	0	8-12	354	38	4	.990
2023	.344	45-45	186	45	64	9	1	16	48	123	.661	26	5	26	3	.432	3	0	6-11	366	14	6	.984
TOTAL	.344	45-45	186	45	64	9	1	16	48	123	.661	26	5	26	3	.432	3	0	6-11	366	14	6	.984
All*	.336	101-100	399	88	134	29	4	19	89	228	.571	57	19	68	5	.434	9	0	15-24	786	56	10	.988

\* Statistics from prior team/school



# LUKE MASIUK

Soph. | OF | 6-1 | Trumbull, Conn. | Trumbull

### CAREER HIGHS

At bats	.....5 (2x)
Hits	.....2 (7x)
Runs	.....2 (3x)
RBI	.....3 (5/28/22 vs. Hofstra)
Doubles	.....1 (8x)
Triples	.....
Homers	.....1 (2x)
Stolen Bases	.....1 (4x)

### CAREER STATISTICS

Year	avg	gp-gs	ab	r	h	2b	3b	hr	rbi	tb	slg%	bb	hbp	so	gdp	ob%	sf	sh	sb-att	po	a	e	fld%
2022	.250	27-25	92	13	23	6	0	2	15	35	.380	4	0	32	0	.278	1	1	4-6	30	1	2	.939
2023	.238	14-3	21	4	5	2	0	0	5	7	.333	6	0	9	0	.393	1	0	0-0	7	0	0	1.000
TOTAL	.248	41-28	113	17	28	8	0	2	20	42	.372	10	0	41	0	.304	2	1	4-6	37	1	2	.950



Sophomore | RHP | 6-2 | Chelmsford, Mass. | Milton Academy

**CAREER HIGHS**

Strikeouts..... 5 (3/29/23 vs. URI)  
 IP.....2.0 (5x)

Season

Apps.....17 (2023)  
 Starts.....1 (2023)  
 Wins.....1 (2023)  
 Saves.....  
 IP..... 21.0 (2023)  
 Strikeouts.....16 (2023)

**JACK  
 BEAUCHESNE**

**CAREER STATISTICS**

Year	era	w-l	app	gs	cg	sho	sv	ip	h	r	er	bb	so	2b	3b	hr	bf	bavg	wp	hbp	bk	sfa	sha	po	a	e	fld%
2022	12.00	0-0	3	0	0	0/0	0	3.0	3	6	4	5	1	1	0	1	20	.273	0	2	0	2	0	2	3	0	1.000
2023	3.86	1-0	17	1	0	0/1	0	21.0	25	15	9	8	16	7	0	2	96	.298	2	1	0	1	2	2	3	0	1.000



R-Senior | RHP | 6-5 | Pasadena, Calif. | Flintridge Prep

**CAREER HIGHS**

Single Game  
 Strikeouts..... 6 (4/26/22 vs. UConn)  
 IP.....4.0 (4/1/22 vs. William & Mary)

Season

Apps.....17 (2023)  
 Starts.....1 (2022)  
 Wins.....2 (2023)  
 Saves.....  
 IP.....27.0 (2022)  
 Strikeouts.....20 (2022)

**NICK  
 DAVIS**

**CAREER STATISTICS**

Year	era	w-l	app	gs	cg	sho	sv	ip	h	r	er	bb	so	2b	3b	hr	bf	bavg	wp	hbp	bk	sfa	sha	po	a	e	fld%	
2020	0.00	0-0	1	0	0	0/0	0	1.0	1	3	0	0	1	0	0	0	6	.167	0	0	0	0	0	0	2	7	0	1.000
2021	0.00	0-0	2	0	0	0/1	0	2.0	1	0	0	0	4	1	0	0	7	.143	0	0	0	0	0	0	2	7	0	1.000
2022	5.67	0-0	16	1	0	0/0	0	27.0	25	20	17	10	20	6	0	2	124	.240	5	4	0	3	3	1	1	1	.667	
2023	5.68	2-2	17	0	0	0/0	0	19.0	18	18	12	16	17	1	0	3	97	.243	2	5	1	1	1	3	8	1	.917	
TOTAL	5.33	2-2	36	1	0	0/1	0	49.0	45	41	29	26	42	8	0	5	234	.236	7	9	1	4	4					

# 37



# JAKE GIGLIOTTI

R-Junior | RHP | 6-1 | Paxton, Mass. | The Winchendon School

### CAREER HIGHS

Innings pitched.....6.1 (5/29/22 vs. Hofstra)  
Strikeouts.....8 (4/22/23 vs. Hofstra, GM 2)

### Season

Apps.....19 (2023)  
Starts.....8 (2023)  
Wins.....7 (2023)  
Saves.....1 (2021, 2023)  
IP.....54.2 (2023)  
Strikeouts.....53 (2023)

### CAREER STATISTICS

Year	era	w-l	app	gs	cg	sho	sv	ip	h	r	er	bb	so	2b	3b	hr	bf	bavg	wp	hbp	bk	sfa	sha	po	a	e	fld%
2020	4.50	0-0	2	0	0	0/0	0	4.0	6	4	2	1	3	0	1	0	20	.333	0	0	0	1	0	0	1	1	.500
2021	4.50	2-0	9	0	0	0/0	1	8.0	10	4	4	6	3	2	0	0	41	.303	0	2	0	0	0	1	0	0	1.000
2022	3.79	3-0	12	2	0	0/0	0	35.2	45	17	15	8	23	6	1	2	155	.317	1	2	0	3	0	1	5	1	.857
2023	3.29	7-0	19	8	0	0/1	1	54.2	47	23	20	14	53	8	0	3	226	.230	2	5	0	2	1	2	5	1	.875
TOTAL	3.61	12-0	42	10	0	0/1	2	102.1	108	48	41	29	82	16	2	5	442	.272	3	9	0	6	1	4	11	3	.833

# 43



# CARSON WALSH

Freshman | RHP | 6-0 | Sterling, Mass. | Worcester Academy

### CAREER HIGHS

Innings pitched.....1.0 (3/24/23 vs. Hartford)  
Strikeouts.....1 (3/24/23 vs. Hartford)

Year	era	w-l	app	gs	cg	sho	sv	ip	h	r	er	bb	so	2b	3b	hr	bf	bavg	wp	hbp	bk	sfa	sha
2023	0.00	0-0	1	0	0	0/1	0	1.0	0	0	0	2	1	0	0	0	5	.000	0	0	0	0	0
TOTAL	0.00	0-0	1	0	0	0/1	0	1.0	0	0	0	2	1	0	0	0	5	.000	0	0	0	0	0



# 44



# JIMMY SULLIVAN

Junior | C | 6-0 | East Hampton, Conn. | Choate Rosemary Hall | UMass Lowell

### CAREER HIGHS (includes UMass Lowell)

At bats .....6 (2x)\*  
 Hits.....4 (3x)\*  
 Runs..... 3 (3/23/22 at Holy Cross)\*  
 RBI .....3 (2x)  
 Doubles.....1 (5x)  
 Triples .....1 (5/9/21 at Maine)\*  
 Homers .....1 (4x)  
 Stolen Bases.....1 (5/8/21 at Maine)\*

\*with UMass Lowell

### CAREER STATISTICS

Year	avg	gp-gs	ab	r	h	2b	3b	hr	rbi	tb	slg%	bb	hbp	so	gdp	ob%	sf	sh	sb-att	po	a	e	fld%
2021*	.341	38-34	126	13	43	8	1	1	18	56	.444	13	3	35	3	.415	0	1	1-3	71	13	1	.988
2022*	.256	31-24	90	14	23	2	0	1	9	28	.311	17	0	25	2	.370	1	1	0-2	51	6	0	1.000
2023	.235	28-23	81	16	19	2	0	3	10	30	.370	11	4	20	1	.351	1	0	0-0	95	6	0	1.000
TOTAL	.235	28-23	81	16	19	2	0	3	10	30	.370	11	4	20	1	.351	1	0	0-0	95	6	0	1.000
All*	.286	97-81	297	43	85	12	1	5	37	114	.384	41	7	80	6	.383	2	2	1-5	217	25	1	.996

# 45



# WILL JONES

Junior | LHP | 6-5 | South Hamilton, Mass. | Hamilton-Wenham Regional

### CAREER HIGHS

Innings pitched .....3.0 (4/5/23 vs. Stonehill)  
 Strikeouts.....7 (4/5/23 vs. Stonehill)

### CAREER STATISTICS

Year	era	w-l	app	gs	cg	sho	sv	ip	h	r	er	bb	so	2b	3b	hr	bf	bavg	wp	hbp	bk	sfa	sha	po	a	e	fld%
2023	5.40	1-0	7	0	0	0/2	0	6.2	6	5	4	5	11	2	0	1	36	.214	1	3	0	0	0	1	0	0	1.000
TOTAL	5.40	1-0	7	0	0	0/2	0	6.2	6	5	4	5	11	2	0	1	36	.214	1	3	0	0	0	1	0	0	1.000




Freshman | RHP | 6-5 | Southbury, Conn. | Canterbury

**CAREER HIGHS**

Innings pitched .....3.0 (3/29/23 vs. URI)  
 Strikeouts..... 6 (3/29/23 vs. URI)

**CAREER STATISTICS**

Year	era	w-l	app	gs	cg	sho	sv	ip	h	r	er	bb	so	2b	3b	hr	bf	bavg	wp	hbp	bk	sfa	sha
2023	4.76	0-0	5	0	0	0/0	1	5.2	3	3	3	7	8	1	0	0	28	.167	1	2	0	1	0
TOTAL	4.76	0-0	5	0	0	0/0	1	5.2	3	3	3	7	8	1	0	0	28	.167	1	2	0	1	0



Junior | C | 6-0 | Basking Ridge, N.J. | Ridge High School

**CAREER HIGHS**

At bats .....5 (2x)  
 Hits..... 3 (4/22/23 vs. Hofstra, GM 1)  
 Runs..... 3 (4/22/23 vs. Hofstra, GM 1)  
 RBI ..... 2 (7x)  
 Doubles..... 1 (4x)  
 Triples .....  
 Homers ..... 1 (2x)  
 Stolen Bases..... 1 (2x)

**CAREER STATISTICS**

Year	avg	gp-gs	ab	r	h	2b	3b	hr	rbi	tb	slg%	bb	hbp	so	gdp	ob%	sf	sh	sb-att	po	a	e	fld%
2022	.118	9-5	17	1	2	0	0	0	2	2	.118	0	1	10	1	.167	0	1	0-0	31	2	0	1.000
2023	.272	37-30	114	20	31	4	0	2	22	41	.360	3	6	16	0	.320	2	3	2-3	240	16	2	.992
TOTAL	.252	46-35	131	21	33	4	0	2	24	43	.328	3	7	26	1	.301	2	4	2-3	271	18	2	.993