



TEAM RUSHING RECORDS

MOST RUSHING YARDS

Game: 631 vs. Colgate (11-18-89)
Season: 4,438 (2012)

MOST RUSHING ATTEMPTS

Game: 88 vs. Holy Cross (10-26-84)
Season: 806 (2012)

MOST RUSHING TOUCHDOWNS

Game: 13 vs. Bowdoin (11-13-20)
Season: 45 (1945)

HIGHEST YARDS PER CARRY AVERAGE

Season: 7.64 (1945) (424 att. for 3,238 yds.)
NCAA RECORD

MOST RUSHING YARDS PER GAME

Season: 369.8 (2012) (4,438 in 12 games)

MOST FIRST DOWNS, RUSHING

Game: 34 vs. Montana (11-16-84);
vs. Colgate (11-18-89)
Season: 244 (1995)

RUSHING YARDS PER GAME

No.	AVG	G	Season
1.	369.8	12	2012
2.	359.8	9	1945
3.	346.8	11	1988
4.	346.6	11	1989
5.	346.5	11	1996
	346.5	12	2011
7.	345.3	11	1984
8.	331.1	11	1990
9.	330.2	11	1995
10.	328.3	9	1948
11.	322.0	9	1954
12.	298.6	9	1944
13.	298.5	11	1993
14.	298.0	11	1987
15.	297.1	9	1957
16.	295.2	11	1997
17.	293.8	11	1998
18.	292.9	11	1991
19.	285.3	9	1950
20.	283.9	9	1955

RUSHING TOUCHDOWNS

No.	TD	Season
1.	45	1945
2.	43	1985
3.	37	1989
4.	36	1995
5.	35	1988
	35	1993
	35	2011
8.	34	1984
	34	2010
10.	33	1986
	33	1996
12.	32	2012
13.	30	1990
14.	29	1950
15.	28	1955
	28	1987
17.	27	1957
18.	26	1956
19.	25	1998
20.	24	1968
	24	1997
	24	1999

RUSHING YARDS PER ATTEMPT

No.	AVG	ATT	YDS	Season
1.	7.64	424	3238	1945
2.	7.05	381	2687	1944
3.	6.19	468	2898	1954
4.	5.81	509	2955	1948
5.	5.62	740	4158	2011
6.	5.54	461	2555	1955
7.	5.51	806	4438	2012
8.	5.38	477	2568	1950
9.	5.30	610	3232	1998
10.	5.20	422	2196	1938
	5.20	699	3632	1995
12.	5.17	738	3813	1989
13.	5.16	481	2484	1956
14.	5.15	499	2568	1943
	5.15	740	3812	1996
16.	5.05	383	1935	2004
17.	5.02	443	2223	1947
18.	5.00	535	2674	1957
19.	4.98	660	3284	1993
20.	4.94	454	2242	1946

GAME

RUSHING YARDS

No.	Opponent	Date	YDS
1.	Colgate	11-18-89	631
2.	Montana	11-16-84	628
3.	Rutgers	10-12-96	546
4.	Lafayette	9-13-97	545
5.	Columbia	10-23-54	532
6.	Colgate	10-28-95	520
7.	Furman	9-24-55	518
8.	Boston College	10-6-12	516
9.	Fordham	10-29-11	514
10.	Boston College	10-12-85	503
11.	Wake Forest	10-11-63	501
12.	Colgate	9-14-91	500
13.	Colgate	9-11-93	496
14.	Holy Cross	10-14-89	493
15.	VMI	10-29-49	486
	Northern Illinois	9-15-12	486
17.	Louisville	10-7-99	480
18.	Memphis State	11-16-85	476
19.	Columbia	10-27-56	472
20.	Harvard	10-21-50	466

RUSHING ATTEMPTS

No.	Opponent	Date	ATT
1.	Holy Cross	10-26-74	88
2.	Northern Illinois	9-15-12	86
3.	Holy Cross	9-12-92	85
4.	Navy	12-1-84	84
	Colgate	11-18-89	84
	Marshall	9-6-97	84
7.	Navy	11-29-69	83
	Miami (Ohio)	10-26-96	83
9.	Montana	11-16-84	82
	Harvard	9-30-89	82
11.	Colgate	9-15-84	81
	Pennsylvania	10-20-84	81
	Holy Cross	10-14-89	81
14.	Pennsylvania	9-28-85	79
	Boston College	10-12-85	79
	Holy Cross	9-15-90	79
	Northern Illinois	11-14-92	79
	Boston College	10-6-12	79
19.	Rutgers	10-28-89	78
	Rutgers	10-12-96	78

SEASON

RUSHING YARDS

No.	YDS	ATT	Season
1.	4438	806	2012
2.	4158	740	2011
3.	3815	786	1988
4.	3813	738	1989
5.	3812	740	1996
6.	3798	779	1984
7.	3700	699	1985
8.	3642	746	1990
9.	3632	699	1995
10.	3284	660	1993
11.	3278	746	1987
12.	3271	728	2010
13.	3247	670	1997
14.	3238	424	1945
15.	3232	610	1998
16.	3222	701	1991
17.	3045	690	1986
18.	2955	509	1948
19.	2916	667	1992
20.	2915	636	1999

RUSHING ATTEMPTS

No.	ATT	YDS	Season
1.	806	4438	2012
2.	786	3815	1988
3.	779	3798	1984
4.	746	3278	1987
	746	3642	1990
6.	740	3812	1996
	740	4158	2011
8.	738	3813	1989
9.	728	3271	2010
10.	701	3222	1991
11.	699	3700	1985
	699	3632	1995
13.	690	3045	1986
14.	670	3247	1997
15.	667	2916	1992
16.	660	3284	1993
17.	636	2915	1999
18.	635	2897	2008
19.	619	2738	1994
20.	610	3232	1998

ARMY NCAA TEAM RUSHING TITLES

Year	Average	Yards	Games
1944	298.6	2687	9
1945	359.8	3238	9
1954	322.0	2898	9
1984	345.3	3798	11
1993	298.5	3284	11
1996	346.5	3812	11
1998	293.8	3232	11
2011	346.5	4158	12
2012	369.8	4438	12

ARMY RUSHING RANKS SINCE 2009

Year	Average	Yards	Rank
2009	203.6	2443	16th
2010	251.6	3271	8th
2011	346.5	4158	1st
2012	369.8	4438	1st



INDIVIDUAL RUSHING

MOST RUSHING YARDS

Game: 269, Michael Wallace vs. Louisville (10-7-99)
 Season: 1,339, Collin Mooney (2008)
 Career: 4,299, Mike Mayweather (1987-90)

MOST RUSHING ATTEMPTS

Game: 40, Lynn Moore vs. Navy (11-29-69);
 Gerald Walker vs. Harvard (10-3-81)
 Season: 274, Mike Mayweather (1990)
 Career: 853, Mike Mayweather (1987-90)

MOST RUSHING YARDS (QUARTERBACK)

Game: 212, Trent Steelman at E. Michigan (10-20-12)
 Season: 1,248, Trent Steelman (2012)
 Career: 3,320, Trent Steelman (2009-12)

HIGHEST YARDS-PER-RUSH AVERAGE

Season (min. 50 att.): 11.5, Glenn Davis (1945)*
 Season (min. 100 att.): 7.3, Raymond Maples (2011)
 Career (min. 300 att.): 8.26, Glenn Davis (1943-46)*
 *NCAA RECORD

MOST 100-YARD GAMES

Season: 8, Mike Mayweather (1990)
 Career: 21, Mike Mayweather (1987-90)

MOST 100-YARD GAMES (QUARTERBACK)

Season: 7, Nate Sassaman (1984);
 Trent Steelman (2012)
 Career: 12, Trent Steelman (2009-12)

MOST CONSECUTIVE 100-YARD GAMES

Season: 5, Trent Steelman (2012)*
 *NCAA RECORD by quarterback (tied)

LONGEST RUSH

Game: 97, Greg King vs. Holy Cross (10-29-77)

MOST PLAYERS, SAME TEAM, GAINING 100 OR MORE YARDS RUSHING, SAME GAME

Four Players: Doug Black (183), Nate Sassaman (155), Clarence Jones (130), Jarvis Hollingsworth (124) vs. Montana (11-16-84)*
 *NCAA RECORD (tied)

TWO PLAYERS SAME TEAM WITH 1,000 YARDS RUSHING

Season: Doug Black (1,148) and Nate Sassaman (1,002) (1984); Trent Steelman (1,248) and Raymond Maples (1,215)

1984 Opponent Att.-Yards

Doug Black	Colgate	27-124
Nate Sassaman	Colgate	18-123
William Lampley	Colgate	12-102
Doug Black	Montana	32-183
Nate Sassaman	Montana	23-155
Jarvis Hollingsworth	Montana	14-124
Clarence Jones	Montana	14-130
Doug Black	Navy	31-155
Nate Sassaman	Navy	25-154

1985 Opponent Att.-Yards

Doug Black	Boston College	30-158
Tory Crawford	Boston College	20-131
Clarence Jones	Boston College	11-103
Tory Crawford	Colgate	12-136
William Lampley	Colgate	12-108

1986 Opponent Att.-Yards

Clarence Jones	Yale	11-126
Tory Crawford	Yale	24-120
Benny Wright	Yale	13-103

1987 Opponent Att.-Yards

Mike Mayweather	Lafayette	20-137
Tory Crawford	Lafayette	25-104

1988 Opponent Att.-Yards

Ben Barnett	Lafayette	28-159
Mike Mayweather	Lafayette	20-156

1989 Opponent Att.-Yards

Mike Mayweather	Holy Cross	28-171
Calvin Cass	Holy Cross	19-136
Mike Mayweather	Rutgers	28-138
Bryan McWilliams	Rutgers	13-127
Calvin Cass	Rutgers	16-101

1990 Opponent Att.-Yards

Mike Mayweather	Holy Cross	30-127
Calvin Cass	Holy Cross	18-108
Willie McMillian	Duke	33-160
Mike Mayweather	Duke	25-117
Mike Mayweather	Rutgers	25-134
Callian Thomas	Rutgers	15-111

1991 Opponent Att.-Yards

Willie McMillian	Colgate	16-170
Arlen Smith	Colgate	15-131
Myreon Williams	Louisville	20-161
Chad Davis	Louisville	21-104

1992 Opponent Att.-Yards

Rick Roper	Lafayette	18-121
Akili King	Lafayette	19-113
Steve Weber	Eastern Michigan	22-121
Rick Roper	Eastern Michigan	16-120

1994 Opponent Att.-Yards

Ronnie McAda	Navy	8-127
Joe Ross	Navy	22-120

1995 Opponent Att.-Yards

Ron Thomas	Notre Dame	15-157
John Conroy	Notre Dame	31-104

1996 Opponent Att.-Yards

Demetrius Perry	Rutgers	15-127
Adam Thompson	Rutgers	17-126
Joe Hewitt	Rutgers	14-117
Ronnie McAda	Navy	15-134
Bobby Williams	Navy	8-104

1997 Opponent Att.-Yards

Ty Amey	Lafayette	22-129
Johnny Goff	Lafayette	16-129

GAME

RUSHING YARDS

No.	Player	Year	YDS
1.	Michael Wallace vs. Louisville	1999	269
2.	Charlie Jarvis vs. Boston College	1968	253
3.	Akili King vs. Colgate	1993	235
4.	Collin Mooney vs. E. Michigan	2008	229
5.	Mike Mayweather vs. VMI	1990	227
6.	Carlton Jones vs. USF	2004	225
7.	Bob Anderson vs. Utah	1957	214
8.	Carlton Jones vs. Air Force	2004	213
9.	Greg King vs. Holy Cross	1977	212
	Trent Steelman vs. E. Michigan	2012	*212

*Army quarterback record

RUSHING ATTEMPTS

No.	Player	Year	ATT
1.	Gerald Walker vs. Harvard	1981	40
2.	C.J. Young vs. Tulane	2001	39
3.	Bob Hines vs. Air Force	1972	38
	Carlton Jones vs. Akron	2005	38
5.	Tory Crawford vs. Syracuse	1986	35
	Willie McMillian vs. Navy	1990	35
7.	Elton Akins vs. Rutgers	1983	34
	Willie McMillian vs. N. Carolina	1991	34
	Carlton Jones vs. Iowa State	2005	34
	Chip Bowden vs. Texas A&M	2008	34
	Raymond Maples vs. Boston College	2012	34

RUSHING TOUCHDOWNS

No.	Player	Year	TD
1.	Carlton Jones vs. USF	2004	5
2.	Gil Stephenson vs. Harvard	1949	4
	Lynn Moore vs. Duke	1968	4
	Tory Crawford vs. Yale	1986	4
	Tory Crawford vs. Lafayette	1986	4
	Calvin Cass vs. Colgate	1989	4
	Willie McMillian vs. Colgate	1991	4
	Rick Roper vs. Lafayette	1992	4
	Willie McMillian vs. Vanderbilt	1990	4
	Michael Wallace vs. Louisville	1999	4
	C.J. Young vs. Tulane	2001	4
	Collin Mooney vs. Tulane	2008	4
	Trent Steelman vs. Temple	2010	4

LONGEST RUSH

No.	YDS	Player	Year
1.	97	Greg King vs. Holy Cross, TD	1977
2.	95	George Smythe vs. Leb. Valley, TD	1923
	95	Michael Wallace vs. Tulane, TD	2000
4.	94	Vic Pollock vs. Colgate, TD	1950
5.	85	Gerald Walker vs. Pittsburgh, TD	1980
6.	81	Edrian Oliver vs. Harvard, TD	1991
	81	Bobby Williams vs. Navy, TD	1996
	81	Collin Mooney vs. Buffalo, TD	2008
9.	80	Akili King vs. Colgate, TD	1993
10.	79	Bruce Simpson vs. Rutgers, TD	1972

MULTIPLE-100-YARD-RUSHERS — GAME

1948 Opponent Att.-Yds.

Rudolph Cosentino	Stanford	6-118
Bob Stuart	Stanford	2-114
Bob Stuart	Cornell	18-131
Gil Stephenson	Cornell	25-121
Gil Stephenson	Harvard	21-170
Bob Stuart	Harvard	15-121
Gil Stephenson	Illinois	24-134
Bob Stuart	Illinois	19-127

1954 Opponent Att.-Yards

Pat Uebel	Navy	27-132
Tom Bell	Navy	14-106

1957 Opponent Att.-Yards

Pete Dawkins	Tulane	25-166
Bob Anderson	Tulane	26-145

1962 Opponent Att.-Yards

John Seymour	G. Washington	22-115
Dick Peterson	G. Washington	16-104

1972 Opponent Att.-Yards

Bruce Simpson	Rutgers	14-139
Bob Hines	Rutgers	24-114

1975 Opponent Att.-Yards

Brad Dodrill	Lehigh	13-153
Tony Pyne	Lehigh	21-117

1977 Opponent Att.-Yards

Greg King	Holy Cross	19-212
Jim Merriken	Holy Cross	11-109



INDIVIDUAL RUSHING

(Multiple 100-Yard Rushers – continued)

1998	Opponent	Att.-Yards
Bobby Williams	Louisville	15-109
Johnny Goff	Louisville	26-135
Ty Amey	Navy	13-134
Craig Stucker	Navy	7-106
1999	Opponent	Att.-Yards
Brandan Rooney	Ball State	12-115
Joe Gerena	Ball State	15-122
2010	Opponent	Att.-Yards
Jared Hassin	Rutgers	16-118
Trent Steelman	Rutgers	27-102
2011	Opponent	Att.-Yards
Raymond Maples	Ball State	16-125
Jared Hassin	Ball State	17-111
2012	Opponent	Att.-Yards
Raymond Maples	San Diego State	19-107
Terry Baggett	San Diego State	13-100
Raymond Maples	Northern Illinois	23-159
Larry Dixon	Northern Illinois	28-136
Trent Steelman	Northern Illinois	27-116
Raymond Maples	Wake Forest	15-140
Larry Dixon	Wake Forest	21-112
Raymond Maples	Boston College	34-184
Trent Steelman	Boston College	22-141
Larry Dixon	Boston College	13-128
Trent Steelman	Ball State	17-101
Hayden Tippett	Ball State	20-100
Trent Steelman	Temple	20-139
Larry Dixon	Temple	9-106

FEWEST CARRIES IN A 100-YARD RUSHING GAME

No.	Player	ATT	YDS	AVG	Opponent	Date
1.	Rollie Stichweh	4	149	37.3	Citadel	Sept. 19, 1964
2.	Eugene Filipiski	5	118	23.6	Pennsylvania	Nov. 4, 1950
	Patrick Mealy	5	109	21.8	Eastern Michigan	Sept. 5, 2009
4.	Randolph Consentino	6	118	19.7	Stanford	Nov. 11, 1948
	Clarence Jones	6	130	21.7	Montana	Nov. 16, 1984
6.	Bill Gustafson	7	117	16.7	Cornell	Oct. 5, 1946
	Pat Uebel	7	134	19.1	Dartmouth	Oct. 9, 1954
	Peter Lash	7	135	19.3	Furman	Sept. 24, 1955
	Tom Smith	7	108	15.4	Boston University	Sept. 21, 1963
	Craig Stucker	7	106	15.1	Navy	Dec. 5, 1998
11.	James Cain	8	156	19.5	Lafayette	Oct. 2, 1948
	Alfred Pollard	8	101	12.6	Harvard	Oct. 21, 1950
	Peter Lash	8	109	13.6	Columbia	Oct. 22, 1955
	Bobby Williams	8	104	13.0	Navy	Dec. 7, 1996
	Ronnie McAda	8	127	15.9	Navy	Dec. 3, 1994
16.	Bobby Williams	9	108	12.0	Cincinnati	Sept. 19, 1998
	Clarence Jones	9	110	12.2	Western Michigan	Sept. 14, 1985
	John Peduto	9	145	16.1	Kansas State	Sept. 17, 1966
	Pete Dawkins	9	113	12.6	South Carolina	Sept. 27, 1958

HIGHEST AVERAGE YARDS PER CARRY IN A 100-YARD GAME

No.	Player	ATT	YDS	AVG	Opponent	Date
1.	Rollie Stichweh	4	149	37.3	Citadel	Sept. 19, 1964
2.	Eugene Filipiski	5	118	23.6	Pennsylvania	Nov. 4, 1950
3.	Patrick Mealy	5	109	21.8	Eastern Michigan	Sept. 5, 2009
4.	Clarence Jones	6	130	21.7	Montana	Nov. 16, 1984
5.	Randolph Consentino	6	118	19.7	Stanford	Nov. 11, 1948
6.	James Cain	8	156	19.5	Lafayette	Oct. 2, 1948
7.	Peter Lash	7	135	19.3	Furman	Sept. 24, 1955
8.	Pat Uebel	7	134	19.1	Dartmouth	Oct. 9, 1954
9.	Bill Gustafson	7	117	16.7	Cornell	Oct. 5, 1946
10.	John Peduto	9	145	16.1	Kansas State	Sept. 17, 1966

SEASON

RUSHING YARDS

No.	Player	Year	ATT	AVG	YDS
1.	Collin Mooney	2008	231	5.8	1339
2.	Mike Mayweather	1990	274	4.9	1338
3.	Carlton Jones	2004	209	6.1	1269
4.	Trent Steelman	2012	241	5.2	1248
5.	Raymond Maples	2012	223	5.4	1215
6.	Mike Mayweather	1989	239	4.9	1177
7.	Michael Wallace	2000	192	6.0	1157
8.	Doug Black	1984	264	4.3	1148
9.	Charlie Jarvis	1968	208	5.3	1110
10.	Tory Crawford	1986	245	4.4	1078
11.	Raymond Maples	2011	146	7.3	1066
12.	Gerald Walker	1981	240	4.4	1053
13.	Carlton Jones	2005	269	3.8	1024
14.	Mike Mayweather	1988	191	5.4	1022
15.	Tommy Bell	1954	96	10.6	1020

RUSHING ATTEMPTS

No.	Player	Year	YDS	AVG	ATT
1.	Mike Mayweather	1990	1338	4.9	274
2.	Carlton Jones	2005	1024	3.8	269
3.	Doug Black	1984	1148	4.3	264
4.	Tory Crawford	1986	1078	4.4	245
5.	Trent Steelman	2012	1248	5.2	241
6.	Gerald Walker	1981	1053	4.4	240
7.	Mike Mayweather	1989	1177	4.9	239
8.	Collin Mooney	2008	1339	5.8	231
9.	Raymond Maples	2012	1215	5.4	223
10.	Carlton Jones	2004	1269	6.1	209
11.	Charlie Jarvis	1968	1110	5.3	208
12.	Sonny Stowers	1965	822	4.0	204
13.	Bob Hines	1972	844	4.2	202
	Trent Steelman	2009	706	3.5	202
15.	Doug Black	1985	950	4.8	197
	Trent Steelman	2010	721	3.7	197

RUSHING TOUCHDOWNS

No.	Player	Year	TD
1.	Carlton Jones	2004	17
	Trent Steelman	2012	17
3.	Glenn Davis	1945	15
	Tory Crawford	1986	15
5.	Glenn Davis	1944	14
6.	Felix "Doc" Blanchard	1945	13
	Mike Mayweather	1989	13
8.	Gil Stephenson	1949	12
	Tommy Bell	1954	12
	Bob Anderson	1957	12
	Trent Steelman	2011	12
12.	Bob Kyasky	1956	11
	Charlie Jarvis	1968	11
	Doug Black	1984	11
	Michael Wallace	2000	11
	Trent Steelman	2010	11

RUSHING YARDS PER ATTEMPT (MIN. 50 ATT)

No.	Player	Year	ATT	YDS	AVG
1.	Glenn Davis	1945	82	944	11.51
2.	Glenn Davis	1944	58	667	11.50
3.	Tommy Bell	1954	96	1020	10.63
4.	Peter Lash	1955	67	489	7.30
	Raymond Maples	2011	146	1066	7.30
6.	Bob Stuart	1948	114	831	7.29
7.	Malcolm Brown	2012	61	441	7.23
8.	Felix "Doc" Blanchard	1945	101	718	7.11
9.	Malcolm Brown	2011	572	81	7.06
10.	Clarence Jones	1985	89	604	6.79
11.	Glenn Davis	1943	95	634	6.67
12.	Bobby Williams	1996	94	611	6.50
13.	Bob Anderson	1957	153	983	6.42
14.	Calvin Cass	1989	108	687	6.36
15.	Larry Dixon	2011	87	542	6.23

RUSHING YARDS PER GAME (Since 1993; Min. 5 G)

No.	Player	Year	G	Yds.	Avg.
1.	Michael Wallace	2000	10	1157	115.7
2.	Carlton Jones	2004	11	1269	115.4
3.	Collin Mooney	2008	12	1339	111.6
4.	Akili King	1993	8	883	110.4
5.	Trent Steelman	2012	12	1248	104.0
6.	Carlton Jones	2005	10	1024	102.4
7.	Raymond Maples	2012	12	1215	101.2
8.	Raymond Maples	2011	11	1066	96.9
9.	Joe Hewitt	1996	10	839	83.9
10.	Michael Wallace	1999	11	894	81.3
11.	Jared Hassin	2010	13	1013	77.9
12.	John Conroy	1995	11	809	73.5
13.	Trent Steelman	2011	9	645	71.7
14.	Bobby Williams	1998	11	783	71.2
15.	Joe Ross	1994	11	721	65.5

100-YARD RUSHING GAMES (Min. 5)

No.	Player	Year	TD
1.	Mike Mayweather	1990	8
2.	Nate Sassaman	1984	7
	Trent Steelman	2012	7
4.	Tom Bell	1954	6
	Michael Wallace	2000	6
6.	Charlie Jarvis	1968	5
	Lynn Moore	1969	5
	Doug Black	1984	5
	Tory Crawford	1986	5
	Mike Mayweather	1988	5
	Mike Mayweather	1989	5
	Myreon Williams	1991	5
	Collin Mooney	2008	5
	Raymond Maples	2011	5
	Raymond Maples	2012	5



INDIVIDUAL RUSHING

CAREER

RUSHING YARDS (Min. 500 YDS)

No.	Player	Years	ATT	AVG	YDS
1.	Mike Mayweather	1987-90	853	5.0	4299
2.	Carlton Jones	2002-05	833	4.2	3536
3.	Trent Steelman	2009-12	772	4.3	3320
4.	Glenn Davis	1943-46	358	8.3	2959
5.	Gerald Walker	1979-82	596	4.5	2700
6.	Raymond Maples	2010-	416	6.0	2489
7.	Charlie Jarvis	1966-68	441	5.3	2334
8.	Tory Crawford	1984-87	514	4.5	2313
9.	Michael Wallace	1998-00	404	5.6	2275
10.	Doug Black	1984-85	461	4.6	2098
11.	Greg King	1974-77	434	4.6	1992
12.	Bobby Williams	1995-98	319	6.0	1925
13.	Bob Anderson	1957-59	355	5.3	1887
14.	Gil Stephenson	1948-50	378	4.9	1861
15.	Tommy Bell	1951-54	263	6.7	1754
16.	Ronnie McAda	1994-96	358	4.8	1703
17.	Willie McMillian	1988-91	322	5.3	1694
18.	Felix "Doc" Blanchard	1944-46	282	5.9	1666
19.	Ben Barnett	1987-89	380	4.3	1616
20.	Pat Uebel	1953-55	296	5.4	1611
21.	Clarence Jones	1984-86	262	6.1	1593
22.	Calvin Cass	1987-90	266	5.8	1546
23.	Patrick Mealy	2007-10	323	4.8	1542
24.	Lynn Moore	1967-69	291	5.2	1511
25.	Bryan McWilliams	1987-90	313	4.7	1482
26.	Akili King	1992-94	265	5.5	1468
	Malcolm Brown	2009-12	230	6.4	1468
28.	Joe Hewitt	1995-97	270	5.4	1465
29.	Jared Hassin	2010-12	293	5.1	1487
30.	Al Rushatz	1959-61	337	4.2	1414
31.	Kevin Vaughn	1991-94	303	4.6	1390
32.	Larry Dixon	2011-	227	6.1	1381
33.	Bob Hines	1970-72	334	4.1	1379
34.	Collin Mooney	2006-08	237	5.7	1361
35.	Rollie Stichweh	1962-64	286	4.5	1296
36.	Johnny Goff	1996-98	306	4.0	1277
37.	Andy Peterson	1984-87	277	4.4	1207
38.	Wesley McMahan	2006-08	266	4.5	1206
39.	Bob Stuart	1946-48	184	6.3	1152
40.	Chad Davis	1991-93	254	4.5	1148
41.	Josh Holden	2000-02	208	5.4	1132
42.	Pete Dawkins	1956-58	208	5.4	1123
43.	Jimmy Hill	1978-79	284	3.9	1119
44.	William Lampley	1982-85	218	5.1	1113
45.	Ray Ritacco	1969-71	306	3.6	1110
46.	Rick Roper	1992-94	290	3.8	1098
47.	Joe Ross	1991-94	229	4.8	1089
48.	Nate Sassaman	1982-84	229	4.8	1086
49.	Freddie Attaya	1951-53	209	5.1	1072
50.	Callian Thomas	1988-91	235	4.5	1053
51.	Ty Amey	1996-98	203	5.0	1024
52.	Tony Pyne	1974-76	240	4.1	992
53.	Myreon Williams	1988-91	196	4.9	959
54.	Arlen Smith	1989-91	177	5.4	949
55.	Elwyn Rowan	1946-47	162	5.8	936
56.	Bob Kyasky	1954-56	173	5.4	929
57.	Dick Murtland	1954-56	142	6.2	887
58.	Brad Dodrill	1973-75	189	4.6	877
59.	Jim Merriken	1976-78	212	4.1	868
60.	Vincent Barta	1955-57	197	4.4	865
61.	Sonny Stowers	1965	204	4.0	822
62.	Mark Hamilton	1964-66	200	4.1	812
63.	John Conroy	1993-95	183	4.4	811
64.	Bruce Simpson	1970-72	209	3.8	791
65.	Steve Weber	1990-92	185	4.2	786
66.	John Seymour	1962-64	181	4.3	772
67.	Ken Waldrop	1961-63	190	4.1	771
	Elton Akins	1981-83	204	3.8	771
69.	Ray Paske	1961-63	173	4.4	759

No.	Player	Years	ATT	AVG	YDS
70.	Edrian Oliver	1988-91	155	4.9	753
71.	Hank Andrzejczak	1967-69	170	4.4	752
72.	Steve Lindell	1966-68	299	2.5	751
73.	Harry Walters	1956-58	156	4.5	707
74.	Willie Thigpen	1972-74	184	3.8	695
75.	Peter Lash	1954-55	98	7.0	690
76.	Markus Hardy	1973-74	188	3.6	674
77.	Steve Carpenter	1992-95	162	4.1	671
78.	Demetrius Perry	1995-97	153	4.3	655
79.	Joe Gerena	1998-00	258	2.5	647
80.	Scott Gillogly	1972-75	266	3.1	641
81.	Chip Bowden	2007-10	213	3.0	631
82.	Benny Wright	1984-86	131	4.8	630
83.	Andre Cuerington	1980-82	168	3.7	616
84.	Rob Healy	1983-85	199	3.1	610
85.	Bill Roden	1968-70	134	4.4	583
86.	Gerald Lodge	1953	132	4.4	578
87.	Jeff Brizic	1994-96	115	4.9	561
	Brandon Rooney	1997-99	100	5.6	561
89.	C.J. Young	2001	158	3.5	556
90.	John Peduto	1965-67	108	5.1	548
	Tielor Robinson	2003-04	114	4.8	548
92.	Dino Harris	1978-80	138	3.9	535
93.	Scott Wesley	2003-05	104	5.1	528
94.	Alton McCallum	1999-02	127	4.0	508
95.	Don Parcels	1962-64	142	3.5	500

RUSHING ATTEMPTS

No.	Player	Years	YDS	AVG	ATT
1.	Mike Mayweather	1987-90	4299	5.0	853
2.	Carlton Jones	2002-05	3536	4.2	833
3.	Trent Steelman	2009-12	3320	4.3	772
4.	Gerald Walker	1979-82	2700	4.5	596
5.	Tory Crawford	1984-87	2313	4.5	514
6.	Doug Black	1984-85	2098	4.6	461
7.	Charlie Jarvis	1966-68	2334	5.3	441
8.	Greg King	1974-77	1992	4.6	434
9.	Raymond Maples	2010-	2489	6.0	416
10.	Michael Wallace	1998-00	2275	5.6	404
11.	Ben Barnett	1987-89	1616	4.3	380
12.	Gil Stephenson	1948-50	1861	4.9	378
13.	Glenn Davis	1943-46	2957	8.3	358
	Ronnie McAda	1994-96	1703	4.8	358
15.	Bob Anderson	1957-59	1887	5.3	355
16.	Al Rushatz	1959-61	1414	4.2	337
17.	Bob Hines	1970-72	1379	4.1	334
18.	Patrick Mealy	2007-10	1542	4.8	323
19.	Willie McMillian	1988-91	1694	5.3	322
20.	Bobby Williams	1995-98	1925	6.0	319

RUSHING YARDS PER ATTEMPT (MIN. 100 ATT)

No.	Player	Years	ATT	YDS	AVG
1.	Glenn Davis	1943-46	358	2957	8.26
2.	Tommy Bell	1951-54	263	1754	6.67
3.	Jack Martin	1949-50	125	822	6.58
4.	Malcolm Brown	2009-12	230	1468	6.38
5.	Bob Stuart	1947-48	184	1152	6.26
6.	Dick Murtland	1954-56	142	887	6.25
7.	Clarence Jones	1984-86	262	1593	6.08
	Larry Dixon	2011-	227	1381	6.08
9.	Bobby Williams	1995-98	319	1925	6.03
10.	Raymond Maples	2010-	416	2489	5.98
11.	Felix "Doc" Blanchard	1944-46	282	1666	5.91
12.	Calvin Cass	1987-90	266	1546	5.81
13.	Elwyn Rowan	1946-47	162	936	5.78
14.	Collin Mooney	2006-08	237	1361	5.74
15.	Michael Wallace	1998-00	404	2275	5.63
16.	Brandan Rooney	1997-99	100	561	5.61
17.	Akili King	1992-94	265	1468	5.54
18.	Pate Uebel	1953-55	296	1611	5.44
	Josh Holden	2000-02	208	1132	5.44
20.	Joe Hewitt	1995-97	270	1465	5.43

RUSHING TOUCHDOWNS

No.	Player	Years	TD
1.	Trent Steelman	2009-12	45
2.	Glenn Davis	1943-46	43
3.	Mike Mayweather	1987-90	37
4.	Tory Crawford	1984-87	35
5.	Carlton Jones	2002-05	33
6.	Felix "Doc" Blanchard	1944-46	26
7.	Gil Stephenson	1948-50	24
8.	Michael Wallace	1998-00	23
9.	Charlie Jarvis	1966-68	22
10.	Pat Uebel	1953-55	21
	Bob Anderson	1957-59	21
12.	Clarence Jones	1984-86	20
13.	Al Rushatz	1959-61	18
	Lynn Moore	1967-69	18
15.	Willie McMillian	1988-91	17
16.	Pete Dawkins	1956-58	16
	Greg King	1974-77	16
	Gerald Walker	1979-82	16
	Doug Black	1984-85	16
	Kevin Vaughn	1991-94	16
	Ronnie McAda	1994-96	16
	Bobby Williams	1995-98	16

NCAA QUARTERBACK RUSHING LEADERS

Player, Team	Years	G	Yards
Denard Robinson, Michigan	2009-12	49	4495
Pat White, West Virginia	2005-08	49	4480
Brad Smith, Missouri	2002-05	48	4289
Colin Kaepernick, Nevada	2007-10	51	4112
<u>Antwaan Randle El, Indiana</u>	<u>1998-01</u>	<u>44</u>	<u>3895</u>
Joshua Cribbs, Kent State	2001-04	43	3670
Dee Dowis, Air Force	1986-89	47	3612
Kareem Wilson, Ohio	1995-98	45	3597
Eric Crouch, Nebraska	1998-01	43	3434
<u>Chris McCoy, Navy</u>	<u>1995-97</u>	<u>32</u>	<u>3401</u>
Beau Morgan, Air Force	1994-96	35	3379
Brian Mitchell, La.-Lafayette	1986-89	43	3335
Trent Steelman, Army	2009-12	46	3320
Fred Solomon, Tampa	1971-74	43	3299
<u>Vince Young, Texas</u>	<u>2003-05</u>	<u>37</u>	<u>3127</u>
Chandler Harnish, N. Illinois	2008-11	49	2983
Dan LeFevour, C. Michigan	2006-09	53	2948
Tim Tebow, Florida	2006-09	55	2947
Taylor Martinez, Nebraska	2010-	40	2858
<u>Ell Roberson, Kansas St.</u>	<u>2000-03</u>	<u>47</u>	<u>2818</u>
Joe Webb, UAB	2006-09	37	2774
Stacey Robinson, N. Illinois	1988-90	25	2727
Jamelle Hollieway, Oklahoma	1985-88	38	2699
Ricky Dobbs, Navy	2008-10	33	2665
<u>Woodrow Dantzler, Clemson</u>	<u>1998-01</u>	<u>36</u>	<u>2615</u>
Jammal Lord, Nebraska	2000-03	29	2573
Shaun Carney, Air Force	2004-07	46	2561
Bill Hurley, Syracuse	1975-79	46	2551
Matt Jones, Arkansas	2001-04	46	2535
<u>Michael Carter, Hawai'i</u>	<u>1990-93</u>	<u>46</u>	<u>2534</u>
Corby Jones, Missouri	1995-98	39	2533
Collin Klein, Kansas St.	2009-12	48	2485
Josh Harris, Bowling Green	2000-03	47	2459
Jordan Lynch, N. Illinois	2009-12	36	2423
<u>Chad Nelson, Rice</u>	<u>1994-97</u>	<u>40</u>	<u>2415</u>
Bill Deery, William & Mary	1972-74	33	2401
Chance Harridge, Air Force	2001-03	37	2324
Reggie Collier, So. Miss.	1979-82	39	2304
John Bond, Mississippi St.	1980-83	44	2280
<u>Bradlee Van Pelt, Colorado St.</u>	<u>2001-03</u>	<u>38</u>	<u>2274</u>
Tory Crawford, Army	1984-87	31	2255
Tom Parr, Colgate	1971-73	30	2221
Alton Grizzard, Navy	1987-90	38	2174
Gary Wood, Cornell	1961-63	27	2156
<u>Roy DeWalt, UT-Arlington</u>	<u>1975-79</u>	<u>38</u>	<u>2136</u>
Steve Taylor, Nebraska	1985-88	37	2125



INDIVIDUAL RUSHING

CAREER 100-YARD RUSHING GAMES (MIN. 2)

1. Mike Mayweather (21)

227 vs. VMI, 1990; 192 vs. Air Force, 1988; 171 vs. Holy Cross, 1989; 162 vs. Duke, 1989; 160 vs. Lafayette, 1989; 156 vs. Lafayette, 1988; 155 vs. Yale, 1988; 138 vs. Rutgers, 1989; 137 vs. Lafayette, 1987; 135 vs. Holy Cross, 1988; 134 vs. Rutgers, 1990; 131 vs. Syracuse, 1990; 129 vs. Air Force, 1990; 127 vs. Holy Cross, 1990; 119 vs. Wake Forest, 1990; 119 vs. Navy, 1987; 118 vs. Wake Forest, 1989; 117 vs. Colgate, 1987; 117 vs. Duke, 1990; 115 vs. Rutgers, 1988; 109 vs. Lafayette, 1990

2. Trent Steelman (12)

102 vs. Air Force, 2009; 132 vs. North Texas, 2009; 102 vs. Rutgers, 2010; 157 vs. San Diego State, 2011; 108 vs. Northwestern, 2011; 116 vs. Northern Illinois, 2012; 141 vs. Boston College, 2012; 212 vs. Eastern Michigan, 2012; 101 vs. Ball State, 2012; 101 vs. Air Force, 2012; 102 vs. Rutgers, 2012, 139 vs. Temple, 2012

t-3. Tory Crawford (11)

208 vs. Lafayette, 1986; 173 vs. Syracuse, 1986; 165 vs. Air Force, 1986; 136 vs. Colgate, 1985; 134 vs. Holy Cross, 1985; 131 vs. Boston College, 1985; 126 vs. Kansas State, 1987; 120 vs. Holy Cross, 1987; 120 vs. Yale, 1986; 112 vs. Tennessee, 1986; 104 vs. Lafayette, 1987

t-3. Carlton Jones (11)

225 vs. South Florida, 2004; 213 vs. Air Force, 2004; 187 vs. Arkansas State, 2005; 180 vs. Cincinnati, 2004; 162 vs. Akron, 2005; 146 vs. Air Force, 2005; 124 vs. Tulane, 2002; 122 vs. Iowa State, 2005; 119 vs. Tulane, 2003; 108 vs. East Carolina, 2003; 108 vs. TCU, 2004

t-5. Gerald Walker (10)

177 vs. Columbia, 1982; 172 vs. Princeton, 1981; 165 vs. Brown, 1981; 162 vs. Holy Cross, 1981; 153 vs. Harvard, 1981; 127 vs. Lehigh, 1980; 125 vs. Washington State, 1980; 121 vs. Stanford, 1979; 121 vs. Pittsburgh, 1980; 107 vs. Holy Cross, 1980

T-5. RAYMOND MAPLES (10)

125 vs. Ball State, 2011; 141 vs. Tulane, 2011; 111 vs. Miami (Ohio), 2011, 159 vs. Fordham, 2011; 132 vs. Air Force, 2011; 107 vs. San Diego State, 2012; 159 vs. Northern Illinois, 2012; 140 vs. Wake Forest, 2012; 184 vs. Boston College, 2012; 156 vs. Navy, 2012

7. Charlie Jarvis (9)

253 vs. Boston College, 1968; 157 vs. The Citadel, 1968; 153 vs. Rutgers, 1968; 128 vs. Duke, 1968; 126 vs. Boston College, 1967; 110 vs. Rutgers, 1967; 104 vs. George Washington, 1966; 100 vs. Pittsburgh, 1967; 100 vs. Pittsburgh, 1968

8. Doug Black (8)

183 vs. Montana, 1984; 158 vs. Boston College, 1985; 155 vs. Navy, 1984; 126 vs. Duke, 1984; 124 vs. Colgate, 1984; 122 vs. Yale, 1985; 120 vs. Pennsylvania, 1985; 120 vs. Tennessee, 1984

t-9. Gil Stephenson (7)

170 vs. Harvard, 1948; 134 vs. Illinois, 1948; 127 vs. Navy, 1949; 125 vs. Pennsylvania, 1949; 121 vs. Cornell, 1948; 121 vs. Harvard, 1949; 116 vs. Virginia Tech, 1948

t-9. Nate Sassaman (7)

155 vs. Montana, 1984; 154 vs. Navy, 1984; 136 vs. Michigan State, 1984*; 136 vs. Boston College, 1984; 127 vs. Harvard, 1984; 123 vs. Colgate, 1984; 107 vs. Pennsylvania, 1984

t-9. Michael Wallace (7)

269 vs. Louisville, 1999; 110 vs. Boston College, 2000; 118 vs. New Mexico State, 2000; 151 vs. East Carolina, 2000; 183 vs. Tulane, 2000; 201 vs. Air Force, 2000; 159 vs. Navy, 2000

t-12. Tommy Bell (6)

165 vs. Virginia, 1954; 150 vs. Duke, 1954; 133 vs. Michigan, 1954; 128 vs. Yale, 1954; 126 vs. Pennsylvania, 1954; 106 vs. Navy, 1954

t-12. Akili King (6)

235 vs. Colgate, 1993; 163 vs. Temple, 1993; 136 vs. Duke, 1994; 122 vs. Duke, 1993; 113 vs. Lafayette, 1992; 100 vs. VMI, 1993

t-12. Willie McMillian (6)

195 vs. Navy, 1990; 182 vs. Colgate, 1989; 182 vs. Vanderbilt, 1990; 170 vs. Colgate, 1991; 160 vs. Duke, 1990; 138 vs. North Carolina, 1991

t-15. Bob Anderson (5)

214 vs. Utah, 1957; 186 vs. Notre Dame, 1957; 145 vs. Tulane, 1957; 124 vs. Virginia, 1958; 100 vs. Virginia, 1957

t-15. Jared Hassin (5)

144 vs. Tulane, 2010; 118 vs. Rutgers, 2010; 158 vs. VMI, 2010; 114 vs. Air Force, 2010; 111 vs. Ball State, 2011

t-15. Joe Hewitt (5)

161 vs. Air Force, 1996; 139 vs. Miami (Ohio), 1996; 125 vs. Boston College, 1997; 120 vs. Syracuse, 1996; 117 vs. Rutgers, 1996

t-15. Collin Mooney (5)

187 vs. Tulane, 2008; 229 vs. Eastern Michigan, 2008; 172 vs. Buffalo, 2008; 207 vs. Rice, 2008; 112 vs. Rutgers, 2008

t-15. Lynn Moore (5)

206 vs. Navy, 1969; 183 vs. Boston College, 1969; 152 vs. Vanderbilt, 1969; 140 vs. Utah State, 1969; 129 vs. Texas A&M, 1969

t-15. Myreon Williams (5)

161 vs. Louisville, 1991; 120 vs. Air Force, 1991; 106 vs. Navy, 1991; 106 vs. Vanderbilt, 1991; 102 vs. Rutgers, 1991

t-21. Ben Barnett (4)

177 vs. Alabama, 1988*; 159 vs. Lafayette, 1988; 114 vs. Temple, 1987; 104 vs. Wake Forest, 1987

t-21. Calvin Cass (4)

142 vs. Northwestern, 1988; 136 vs. Holy Cross, 1989; 108 vs. Holy Cross, 1990; 101 vs. Rutgers, 1989

t-21. Larry Dixon (4)

136 vs. Northern Illinois, 2012; 112 vs. Wake Forest, 2012; 128 vs. Boston College, 2012; 106 vs. Temple, 2012

t-21. Johnny Goff (4)

148 vs. Tulane, 1998; 135 vs. Louisville, 1998; 129 vs. Lafayette, 1997; 101 vs. Rutgers, 1997

t-21. Bob Hines (4)

202 vs. Air Force, 1972; 172 vs. Navy, 1972; 114 vs. Rutgers, 1972; 113 vs. Holy Cross, 1972

t-21. Clarence Jones (4)

130 vs. Montana, 1984; 126 vs. Yale, 1986; 110 vs. Western Michigan, 1985; 103 vs. Boston College, 1985

t-21. Greg King (4)

212 vs. Holy Cross, 1977; 165, Air Force, 1977; 119 vs. Colorado, 1977; 118 vs. Vanderbilt, 1975

t-21. Ronnie McAda (4)

134 vs. Navy, 1996; 127 vs. Navy, 1994; 116 vs. Boston College, 1995; 103 vs. Colgate, 1995

t-21. Bryan McWilliams (4)

161 vs. Boston College, 1990; 145 vs. Vanderbilt, 1988; 127 vs. Rutgers, 1989; 116 vs. Bucknell, 1988

t-21. Joe Ross (4)

121 vs. Wake Forest, 1994; 120 vs. Navy, 1994; 107 vs. Air Force, 1993; 102 vs. Louisville, 1994

t-21. Bob Stuart (4)

131 vs. Cornell, 1948; 127 vs. Illinois, 1948; 121 vs. Harvard, 1948; 114 vs. Stanford, 1948

t-21. Bobby Williams (4)

111 vs. Tulane, 1996, 109 vs. Louisville, 1998; 108 vs. Cincinnati, 1998; 104 vs. Navy, 1996

t-33. Elton Akins (3)

128 vs. Rutgers, 1983; 118 vs. Air Force, 1983; 115 vs. Harvard, 1983

t-33. Ty Amey (3)

134 vs. Navy, 1998; 129 vs. Lafayette, 1997; 108 vs. Marshall, 1997

t-33. John Conroy (3)

166 vs. Washington, 1995; 106 vs. East Carolina, 1995; 104 vs. Notre Dame, 1995

t-33. Brad Dodrill (3)

153 vs. Lehigh, 1975; 114 vs. Holy Cross, 1974; 111 vs. California, 1974

t-33. Jimmy Hill (3)

116 vs. Virginia, 1978; 106 vs. Boston College, 1978; 102 vs. Connecticut, 1979

t-33. Josh Holden (3)

109 vs. Cincinnati, 2001; 151 vs. Houston, 2001; 152 vs. Holy Cross, 2002

t-33. Pat Uebel (3)

134 vs. Dartmouth; 132 vs. Navy, 1954; 125 vs. Navy, 1955

t-33. Rick Roper (3)

121 vs. Lafayette, 1992; 120 vs. Eastern Michigan, 1992; 109 vs. Northern Illinois, 1992

t-33. Arlen Smith (3)

166 vs. The Citadel, 1991; 131 vs. Colgate, 1991; 116 vs. Akron, 1991

t-41. Freddie Attaya (2)

164 vs. Columbia, 1952; 109 vs. Harvard, 1951

t-41. Felix "Doc" Blanchard (2)

122 vs. Duke, 1946; 103 vs. Navy, 1946

t-41. Andre Cuerington (2)

110 vs. Lafayette, 1982; 101 vs. Princeton, 1982

t-41. Pete Dawkins (2)

166 vs. Tulane, 1957; 113 vs. South Carolina, 1958

t-41. Rob Healy (2)

143 vs. Memphis State, 1985; 107 vs. Illinois, 1985#

t-41. Bob Kyasky (2)

208 vs. Colgate, 1956; 113 vs. William & Mary, 1956

t-41. William Lampley (2)

108 vs. Colgate, 1985; 102 vs. Colgate, 1984

t-41. Peter Lash (2)

135 vs. Furman, 1955; 109 vs. Columbia, 1955

t-41. Gerald Lodge (2)

145 vs. Furman, 1953; 131 vs. North Carolina State, 1953

t-41. Alfred Pollard (2)

155 vs. Columbia, 1950; 101 vs. Harvard, 1950

t-41. Elwyn Rowan (2)

177 vs. Columbia, 1947; 148 vs. Navy, 1947

t-41. Al Rushatz (2)

151 vs. William & Mary, 1961; 125 vs. West Virginia, 1961

t-41. John Seymour (2)

115 vs. George Washington, 115; 101 vs. Navy, 1964

t-41. Rollie Stichweh (2)

149 vs. The Citadel, 1964; 103 vs. Navy, 1963

t-41. Steve Weber (2)

121 vs. Eastern Michigan, 1992; 119 vs. The Citadel, 1992

t-41. C.J. Young (2)

192 vs. Tulane, 2001; 104 vs. Air Force, 2001

t-41. Patrick Mealy (2)

109 vs. Eastern Michigan; 136 vs. VMI, 2009

ACTIVE PLAYERS IN ALL CAPS

#Peach Bowl

*Cherry Bowl

+John Hancock Sun Bowl



INDIVIDUAL RUSHING

100-YARD RUSHING GAMES BY SEASON

1946 (4)
Felix "Doc" Blanchard 2; Bull Gustafson 1; Glenn Davis 1

1947 (2)
Elwyn Rowan 2

1948 (10)
Gil Stephenson 4; Bob Stuart 4; James Cain 1; Randolph Cosentino 1

1949 (4)
Gil Stephenson 3; Jack Martin 1

1950 (3)
Alfred Pollard 2; Eugene Filipski 1

1951 (1)
Freddie Attaya 1

1952 (2)
Freddie Attaya 1; Mario DeLucia 1

1953 (2)
Gerald Lodge 2

1954 (8)
Tom Bell 6; Pat Uebel 2

1955 (3)
Peter Lash 2; Pat Uebel 1

1956 (2)
Bob Kyasky 2

1957 (6)
Bob Anderson 4; Pete Dawkins 1; Harry Walters 1

1958 (2)
Bob Anderson 1; Pete Dawkins 1

1961 (2)
Al Rushatz 2

1962 (2)
Dick Peterson 1; John Seymour 1

1963 (2)
Tom Smith 1; Rollie Stichweh

1964 (2)
John Seymour 1; Rollie Stichweh

1965 (1)
Sonny Stowers 1

1966 (2)
Charlie Jarvis 1; John Peduto 1

1967 (3)
Charlie Jarvis 3

1968 (5)
Charlie Jarvis 5

1969 (6)
Lynn Moore 5; Hank Andrzejczak 1

1970 (1)
Bill Roden 1

1972 (5)
Bob Hines 4; Bruce Simpson 1

1974 (4)
Brad Dodrill 2; Scott Gillogly 1; Markus Hardy 1

1975 (3)
Brad Dodrill 1; Greg King 1; Tony Pyne 1

1976 (1)
Devon Maness 1

1977 (4)
Greg King 3; Jim Merriken 1

1978 (2)
Jimmy Hill 2

1979 (2)
Jimmy Hill 1; Gerald Walker 1

1980 (4)
Gerald Walker 4

1981 (4)
Gerald Walker 4

1982 (3)
Andre Curington 2; Gerald Walker 1

1983 (3)
Elton Akins 3

1984 (15)
Nate Sassaman 7; Doug Black 5; Jarvis Hollingsworth 1, Clarence Jones 1; William Lampley 1

1985 (11)
Doug Black 3; Tory Crawford 3; Rob Healy 2; Clarence Jones 2; William Lampley 1

1986 (7)
Tory Crawford 5; Clarence Jones 1; Benny Wright 1

1987 (9)
Tory Crawford 3; Mike Mayweather 3; Ben Barnett 2; Bryan Babb 1

1988 (10)
Mike Mayweather 5; Ben Barnett 2; Bryan McWilliams 2; Calvin Cass 1

1989 (9)
Mike Mayweather 5; Calvin Cass 2; Willie McMillian 1; Bryan McWilliams 1

1990 (14)
Mike Mayweather 8; Willie McMillian 3; Calvin Cass 1; Bryan McWilliams 1; Callian Thomas 1

1991 (12)
Myreon Williams 5; Arlen Smith 3; Willie McMillian 2; Chad Davis 1; Edrian Oliver 1

1992 (6)
Rick Roper 3; Steve Weber 2; Akili King 1

1993 (6)
Akili King 4; John Lane 1; Joe Ross 1

1994 (5)
Joe Ross 3; Akili King 1; Ronnie McAda 1

1995 (6)
John Conroy 3; Ronnie McAda 2; Ron Thomas 1

1996 (9)
Joe Hewitt 4; Bobby Williams 2; Ronnie McAda 1; Demetrius Perry 1; Adam Thompson 1

1997 (5)
Ty Amey 2; Johnny Goff 2; Joe Hewitt 1

1998 (6)
Johnny Goff 2; Bobby Williams 2; Ty Amey 1; Craig Stucker 1

1999 (5)
Joe Gerena 1; Brandon Rooney 1; Calvin Smith 1; Omari Thompson 1; Michael Wallace 1

2000 (6)
Michael Wallace 6

2001 (5)
Josh Holden 2; C.J. Young 2; Ardell Daniels 1

2002 (2)
Josh Holden 1; Carlton Jones 1

2003 (2)
Carlton Jones 2

2004 (5)
Carlton Jones 4; Tielor Robinson 1

2005 (5)
Carlton Jones 4; Scott Wesley 1

2007 (1)
Tony Dace

2008 (6)
Collin Mooney 5, Chip Bowden 1

2009 (4)
Patrick Mealy 2, Trent Steelman 2

2010 (5)
Jared Hassin 4; Trent Steelman 1

2011 (7)
Raymond Maples 5; Trent Steelman 2

2012 (18)
Trent Steelman 7, Raymond Maples 5, Larry Dixon 4, Terry Baggett 1, Hayden Tippett 1

MOST 100-YARD GAMES 18, 2012	MOST CONSECUTIVE GAMES WITH 100-YARD RUSHER 11, 1990
MOST PLAYERS WITH A 100-YARD GAME 5, Seven Times (1984, 1985, 1990, 1991, 1996, 1999, 2012)	LAST SEASON WITHOUT A 100-YARD RUSHER 2006
MOST CONSECUTIVE SEASONS WITH 100-YARD GAME 4, Trent Steelman (2009-12); Carlton Jones (2002-05); Mike Mayweather (1987-90); Gerald Walker (1979-82)	LONGEST DROUGHT WITHOUT A 100-YARD RUSHER 2 Seasons, 1959-60



INDIVIDUAL RUSHING

TOP SINGLE SEASON RUSHING DUOS (TOP TWO RUNNERS; MIN. 1,000 YARDS)

No.	Year	Player	Yards	No.	Year	Player	Yards	No.	Year	Player	Yards
1.	2012	Trent Steelman	1,248	18.	1995	John Conroy	809	35.	1972	Bob Hines	844
		RAYMOND MAPLES	1,215			Ronnie McAda	701			Bruce Simpson	368
		TOTAL	2,463			TOTAL	1,510			TOTAL	1,212
2.	1990	Mike Mayweather	1,338	19.	1968	Charlie Jarvis	1,110	36.	1952	Freddie Attaya	684
		Willie McMillian	900			Lynn Moore	348			Mario DeLucia	430
		TOTAL	2,238			TOTAL	1,458			TOTAL	1,114
3.	1984	Doug Black	1,148	20.	1996	Joe Hewitt	839	37.	1978	Jimmy Hill	678
		Nate Sassaman	1,002			Bobby Williams	611			Jim Merriken	427
		TOTAL	2,150			TOTAL	1,450			TOTAL	1,105
4.	2008	Collin Mooney	1,339	21.	1977	Greg King	961	38.	2002	Carlton Jones	611
		Chip Bowden	572			Jim Merriken	447			Josh Holden	490
		TOTAL	1,911			TOTAL	1,408			TOTAL	1,101
5.	1989	Mike Mayweather	1,177	22.	2000	Michael Wallace	1,157	39.	1963	Ken Waldrop	559
		Calvin Cass	687			Alton McCallum	231			Rollie Stichweh	537
		TOTAL	1,864			TOTAL	1,388			TOTAL	1,096
6.	1986	Tory Crawford	1,078	23.	1987	Mike Mayweather	762	40.	1980	Gerald Walker	917
		Clarence Jones	697			Ben Barnett	623			Jerry Bennett	174
		TOTAL	1,775			TOTAL	1,385			TOTAL	1,091
7.	1988	Mike Mayweather	1,022	24.	2009	Trent Steelman	706	41.	1953	Gerald Lodge	578
		Bryan McWilliams	749			Patrick Mealy	673			Pat Uebel	504
		TOTAL	1,771			TOTAL	1,379			TOTAL	1,082
8.	2010	Jared Hassin	1,013	25.	1993	Akili King	684	42.	1947	Elwyn Rowan	750
		Trent Steelman	721			Rick Roper	491			Bob Stuart	321
		TOTAL	1,734			TOTAL	1,374			TOTAL	1,071
9.	2004	Carlton Jones	1,269	26.	1999	Michael Wallace	894		2001	C.J. Young	556
		Tielor Robinson	457			Brandan Rooney	472			Josh Holden	515
		TOTAL	1,726			TOTAL	1,366			TOTAL	1,071
10.	1948	Gil Stephenson	887	27.	1969	Lynn Moore	983	44.	1974	Brad Dodrill	558
		Bob Stuart	831			Hank Andrzejczak	378			Markus Hardy	495
		TOTAL	1,718			TOTAL	1,361			TOTAL	1,053
11.	2011	RAYMOND MAPLES	1,066	28.	1992	Steve Weber	750		2006	Wesley McMahand	654
		Trent Steelman	645			Rick Roper	603			Tony Moore	399
		TOTAL	1,711			TOTAL	1,353			TOTAL	1,053
12.	1945	Glenn Davis	944	29.	1998	Bobby Williams	783	46.	1956	Bob Kyasky	707
		Felix "Doc" Blanchard	718			Johnny Goff	552			Dick Murtland	344
		TOTAL	1,662			TOTAL	1,335			TOTAL	1,051
13.	1957	Pete Dawkins	665	30.	1946	Glenn Davis	714	47.	1975	Tony Pyne	544
		Bob Anderson	983			Felix "Doc" Blanchard	613			Greg King	495
		TOTAL	1,648			TOTAL	1,327			TOTAL	1,039
14.	1991	Myreon Williams	924	31.	1981	Gerald Walker	1,053	48.	1955	Pat Uebel	546
		Arlen Smith	689			Warren Waldorf	269			Peter Lash	489
		TOTAL	1,613			TOTAL	1,322			TOTAL	1,035
15.	1985	Doug Black	950		1994	Joe Ross	721	49.	1967	Charlie Jarvis	774
		Tory Crawford	657			Kevin Vaughn	601			John Peduto	242
		TOTAL	1,607			TOTAL	1,322			TOTAL	1,016
16.	1954	Tommy Bell	1,020	33.	1997	Johnny Goff	698	CURRENT PLAYERS IN BOLD CAPS			
		Pat Uebel	561			Joe Hewitt	577				
		TOTAL	1,581			TOTAL	1,275				
17.	2005	Carlton Jones	1,024	34.	1965	Sonny Stowers	822				
		Scott Wesley	528			Mark Hamilton	410				
		TOTAL	1,552			TOTAL	1,232				



1,000-YARD RUSHERS



COLLIN MOONEY

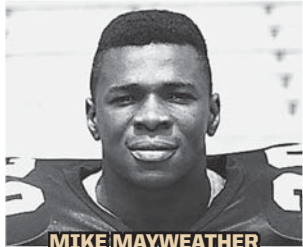
COLLIN MOONEY — 2008 | 1,339 YARDS

THE ROAD TO THE RECORD


Date	Opponent	No.	Yds	TD	Lg
Aug. 29, 2008	TEMPLE	26	81	0	16
Sept. 6, 2008	NEW HAMPSHIRE	16	57	0	13
Sept. 20, 2008	AKRON	10	36	0	11
Sept. 27, 2008	at Texas A&M	13	55	0	10
Oct. 4, 2008	at Tulane	19	187	4	55
Oct. 11, 2008	EASTERN MICHIGAN	29	229	0	67
Oct. 18, 2008	at Buffalo	16	172	2	81
Oct. 25, 2008	LOUISIANA TECH	17	57	0	11
Nov. 1, 2008	AIR FORCE	22	92	0	16
Nov. 8, 2008	at Rice	26	207	2	61
Nov. 22, 2008	at Rutgers	20	112	0	46
Dec. 6, 2008	vs. Navy	17	54	0	10
Totals		231	1,339	8	81

SEASON BREAKDOWN


- ▶ Five 100-yard rushing games; Two 200-yard rushing games
- ▶ First player in Academy history to rush for at least 170 yards four times in same season
- ▶ 229-yard effort versus Eastern Michigan ranks fourth on Army single-game list



MIKE MAYWEATHER
1990 | 1,338 YARDS



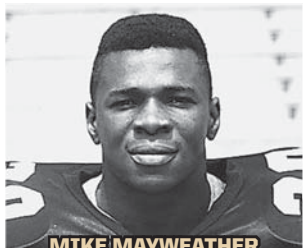
CARLTON JONES
2004 | 1,269




TRENT STEELMAN
2012 | 1,248




RAYMOND MAPLES
2012 | 1,215 YARDS



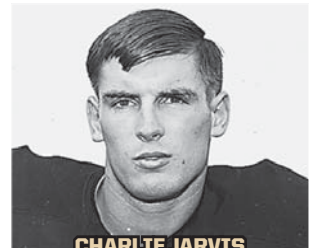
MIKE MAYWEATHER
1989 | 1,177 YARDS




MICHAEL WALLACE
2000 | 1,157 YARDS



DOUG BLACK
1984 | 1,148 YARDS




CHARLIE JARVIS
1968 | 1,110 YARDS




TORY CRAWFORD
1986 | 1,078 YARDS




RAYMOND MAPLES
2011 | 1,066 YARDS




GERALD WALKER
1981 | 1,053 YARDS



CARLTON JONES
2005 | 1,024 YARDS




MIKE MAYWEATHER
1988 | 1,022 YARDS



TOMMY BELL
1954 | 1,020 YARDS



JARED HASSIN
2010 | 1,013 YARDS



NATE SASSAMAN
1984 | 1,002 YARDS



TEAM PASSING RECORDS

MOST ATTEMPTS

Game: 55, vs. North Carolina (9-25-76); vs. Louisville (10-11-03); vs. UAB (11-1-03)
Season: 525 (2003)

FEWEST ATTEMPTS

Game: 0, several times
Season: 57 (1989)

MOST COMPLETIONS

Game: 36, vs. UAB (11-1-03)
Season: 272 (2003)

FEWEST COMPLETIONS

Game: 0, several times
Season: 19 (1991)

MOST NET YARDS GAINED

Game: 385, vs. North Carolina (9-25-76)
Season: 2,694 (2003)

FEWEST NET YARDS GAINED

Game: 0, several times
Season: 389 (1997)

MOST TOUCHDOWNS THROWN

Game: 5 vs. Columbia (10-22-49); vs. Massachusetts (9-10-77)
Season: 19 (1944)

FEWEST TOUCHDOWNS THROWN

Game: 0, several times
Season: 1 (1991, 1997)

MOST INTERCEPTIONS THROWN

Game: 6, several times
Season: 27 (1976)

FEWEST INTERCEPTIONS THROWN

Game: 0, several times
Season: 2 (1996)

MOST FIRST DOWNS, PASSING

Game: 20 vs. North Carolina (9-25-76)
Season: 129 (2003)

FEWEST FIRST DOWNS, PASSING

Game: 0, several times
Season: 14 (1991)

PASSING TOUCHDOWNS

No.	TD	Year
1.	19	1944
2.	16	1949
3.	15	1946
	15	1976
	15	1977
6.	13	1958
	13	2003
	13	2007
9.	12	2004
10.	11	Six Times (Last: 2005)

COMPLETION PERCENTAGE

No.	PCT	COM	ATT	Year
1.	64.4	67	104	1996
2.	56.7	59	104	1993
3.	55.8	174	312	2005
4.	55.6	163	293	2006
5.	55.2	158	286	1977
6.	54.3	196	361	2001
7.	53.8	42	78	1984
8.	53.4	70	131	2010
9.	53.3	64	120	1944
	53.3	64	120	1992

PASSING ATTEMPTS

No.	ATT	COM	YDS	Year
1.	525	272	2694	2003
2.	382	195	1936	2000
3.	380	201	2257	2007
4.	377	180	2149	2002
5.	361	196	2218	2001
6.	357	162	1837	1970
7.	351	182	2263	2004
8.	348	163	2206	1976
9.	312	174	1932	2005
10.	299	141	1949	1978

PASSING YARDS PER GAME

No.	AVG	G	Year
1.	207.2	13	2003
2.	205.7	11	2004
3.	201.6	11	2001
4.	200.5	11	1976
5.	188.1	12	2007
6.	183.6	11	1977
7.	182.3	9	1959
8.	179.1	12	2002
9.	177.2	11	1978
10.	176.0	11	2000

PASSING YARDS PER ATTEMPT

No.	YDS/ATT	YDS	ATT	Year
1.	11.9	723	61	1990
2.	11.0	1142	104	1996
3.	10.7	1140	107	1954
4.	9.9	1190	120	1944
5.	9.6	545	57	1989
6.	9.1	926	102	1945
7.	8.5	518	61	1988
8.	8.3	1057	127	1949
	8.3	1550	187	1958
10.	8.1	825	102	1986

PASSING YARDS PER COMPLETION

No.	YDS/COMP	YDS	COM	Year
1.	25.8	723	28	1990
2.	22.8	1140	50	1954
3.	22.7	545	24	1989
4.	21.1	400	19	1991
5.	20.7	518	25	1988
6.	19.3	464	24	1955
7.	18.9	795	42	1987
8.	18.6	1190	64	1944
9.	18.2	926	51	1945
10.	17.8	1550	87	1958

GAME

PASSING YARDS

No.	Opponent	Date	YDS
1.	North Carolina	9-25-76	385
2.	Houston	10-19-02	353
3.	Tennessee	9-22-73	347
4.	Tulane	9-20-03	339
5.	Hawai'i	11-22-03	338
6.	Tulsa	11-17-07	328
7.	UAB	11-20-04	319
8.	Massachusetts	9-10-77	315
9.	Boston College	9-26-59	314
10.	Houston	9-16-01	305

PASSING ATTEMPTS

No.	Opponent	Date	ATT
1.	North Carolina	9-25-76	55
	Louisville	10-11-03	55
	UAB	11-1-03	55
4.	Connecticut	9-6-03	51
	USF	9-27-03	51
6.	UAB	11-18-00	49
7.	Tulane	9-20-03	48
	Rutgers	9-13-06	48
9.	Notre Dame	10-10-70	46
	UAB	11-20-04	46

PASSING COMPLETIONS

No.	Opponent	Date	COM
1.	UAB	11-1-03	36
2.	Memphis	9-23-00	31
3.	Tulane	9-20-03	29
4.	North Carolina	9-25-76	28
	Louisville	10-11-03	28
6.	Buffalo	11-10-01	27
	Hawai'i	11-22-03	27
8.	Air Force	11-3-01	26
	Connecticut	9-6-03	26
	UAB	11-20-04	26
	Tulsa	11-17-07	26

YARDS PER ATTEMPT (min. 5 att.; 20.0/att.)

No.	Opponent	Date	ATT	YDS	AVG
1.	Duke	9-21-96	8	225	28.1
2.	Dartmouth	10-9-54	8	209	26.1
3.	Lafayette	10-20-90	5	130	26.0
4.	Tulane	9-18-99	6	131	21.8
5.	Akron	10-2-93	8	171	21.4
6.	Vanderbilt	11-17-90	5	106	21.2
7.	Bucknell	10-1-88	5	106	21.2
8.	Colgate	10-29-55	9	181	20.1

YARDS PER COMPLETION (min. 3 comp.)

No.	Opponent	Date	COMP	YDS	AVG
1.	Dartmouth	10-9-54	4	209	52.3
2.	Lafayette	10-20-90	3	130	43.3
3.	Lafayette	11-15-86	3	123	41.0
4.	Duke	9-21-96	7	225	32.1
5.	Columbia	10-22-49	6	186	31.0
6.	Citadel	9-26-87	3	91	30.3
7.	Yale	11-6-54	6	180	30.0
8.	Louisville	10-19-91	3	89	29.7
9.	Penn	11-13-54	6	177	29.5
10.	Air Force	11-7-87	3	88	29.3

PASSING TOUCHDOWNS

No.	Opponent	Date	TD
1.	Columbia	10-22-49	5
	Massachusetts	9-10-77	5
3.	Fordham	11-5-49	4
	Boston College	9-26-59	4
	North Carolina	9-25-76	4
	Houston	10-19-02	4
7.	Several Times		3
	(Last: vs. Tulsa, 11-17-07)		

SEASON

PASSING YARDS

No.	YDS	COM	ATT	Year
1.	2694	272	525	2003
2.	2263	182	351	2004
3.	2257	201	380	2007
4.	2218	196	361	2001
5.	2206	163	348	1976
6.	2149	180	377	2002
7.	2020	158	286	1977
8.	1949	141	299	1978
9.	1936	195	382	2000
10.	1932	174	312	2005

PASSING COMPLETIONS

No.	COM	YDS	ATT	Year
1.	272	2694	525	2003
2.	201	2257	380	2007
3.	196	2218	361	2001
4.	195	1936	382	2000
5.	182	2263	351	2004
6.	180	2149	377	2002
7.	174	1932	312	2005
8.	163	2206	348	1976
	163	1601	293	2006
10.	162	1837	357	1970



INDIVIDUAL PASSING

MOST ATTEMPTS

Game: 55, Leamon Hall vs. North Carolina (9-25-76)
 Season: 436, Zac Dahman (2003)
 Career: 1,184, Zac Dahman (2002-05)

MOST COMPLETIONS

Game: 34, Zac Dahman vs. UAB (11-1-03)
 Season: 230, Zac Dahman (2003)
 Career: 632, Zac Dahman (2002-05)

MOST NET YARDS GAINED

Game: 385, Leamon Hall vs. North Carolina (9-25-76)
 Season: 2,234, Zac Dahman (2003)
 Career: 6,904, Zac Dahman (2002-05)

MOST TOUCHDOWNS THROWN

Game: 5, Leamon Hall vs. Massachusetts (9-10-77)
 Season: 15, Leamon Hall (1976, 1977)
 Career: 38, Leamon Hall (1974-77)

MOST INTERCEPTIONS THROWN

Game: 6, Matt Silva vs. Southern Miss (9-28-02)
 Season: 27, Leamon Hall (1976)
 Career: 67, Leamon Hall (1974-77)

MOST 300-YARD GAMES

Season: 2, Zac Dahman (2003)
 Career: 3, Zac Dahman (2002-05)

MOST 250-YARD GAMES

Season: 3, Leamon Hall (1976)
 Career: 7, Zac Dahman (2002-05)

MOST 200-YARD GAMES

Season: 6, Zac Dahman (2004)
 Career: 16, Zac Dahman (2002-05)

LONGEST PASS COMPLETION

Game: 93, Zac Dahman to Tielor Robinson vs. Cincinnati (TD) (10-9-04)

LONGEST PASSING PLAYS

(Since 1979; Min. 55 Yards)

1. 93 Zac Dahman to Tielor Robinson vs. Cincinnati, TD (10-9-04)
2. 89 Tory Crawford to Sean Jordan vs. Lafayette, TD (11-14-87)
3. 85 Ronnie McAda to John Graves vs. Air Force, TD (11-11-95)
4. 82 Ronnie McAda to Ron Thomas vs. Duke, TD (9-21-96)
5. 79 Bryan Allem to Todd Williams vs. Boston College, TD (10-24-81)
6. 78 Elton Akins to Jarvis Hollingsworth vs. Rutgers, TD (10-8-83)
- 78 Zac Dahman to Jacob Murphy vs. East Carolina, TD (10-30-04)
- 78 Zac Dahman to Jacob Murphy vs. Houston, TD (10-19-02)
9. 77 Jerryl Bennett to Mike Fahnestock vs. Rutgers, TD (11-1-80)
10. 71 Carson Williams to Tim Dunn vs. Tulane, TD (10-28-06)
11. 69 Carson Williams to Jeremy Trimble vs. Temple, TD (9-29-07)
- 69 Willie McMillian to Myreon Williams vs. VMI, TD (9-22-90)
13. 68 Rick Roper to Gaylord Greene vs. Navy, TD (12-5-92)
- 68 Otto Leone to Sean Jordan vs. Holy Cross, TD (9-10-88)
15. 67 Ronnie McAda to Jeff Brizic vs. Air Force (11-9-96)
16. 65 T.D. Decker to Mike Fahnestock vs. Lehigh, TD (10-11-80)
- 65 Tory Crawford to Mark Charette vs. Air Force (11-8-86)
- 65 Rob Healy to Scott Spellmon vs. Colgate, TD (10-26-85)
- 65 Myreon Williams to Monte Tomasino vs. Louisville, TD (10-19-91)
20. 64 Elton Akins to Billy Noble vs. Air Force, TD (10-29-83)
- 64 Otto Leone to Mark Charette vs. Temple, TD (10-31-87)
22. 62 Ronnie McAda to Ron Leshinski vs. Bucknell (11-18-95)
- 62 Zac Dahman to Clint Woody vs. TCU (10-4-03)
24. 61 David Pevoto to Jeremy Trimble vs. Connecticut (10-14-06)
- 61 Rob Healy to Benny White vs. Syracuse (10-27-84)
26. 60 Reggie to Bruce Brown vs. Louisville, TD (9-11-04)
- 60 Reggie Nevells to William White vs. Houston, TD (10-19-02)
- 60 Willie McMillian to Calvin Cass vs. Wake Forest, TD (9-23-88)
29. 59 Zac Dahman to Carlton Jones vs. Hawai'i, TD (11-22-03)
- 59 Carson Williams to Jameson Carter vs. New Hampshire (9-6-08)
31. 57 Chad Jenkins to Aris Comeaux vs. Cincinnati (9-8-01)
- 57 Carson Williams to Jeremy Trimble vs. Tulsa (11-17-07)
33. 56 Otto Leone to Sean Jordan vs. Washington, TD (9-17-88)
- 56 Willie McMillian to Myreon Williams vs. Vanderbilt (11-17-90)
35. 55 Carlton Jones to Jeremy Trimble vs. UAB (11-20-04)

GAME

PASSING YARDS

No.	YDS	Player	Year
1.	385	Leamon Hall vs. North Carolina	1976
2.	353	Zac Dahman vs. Houston	2002
3.	338	Zac Dahman vs. Hawai'i	2003
4.	328	Carson Williams vs. Tulsa	2007
5.	326	Kingsley Fink vs. Tennessee	1973
6.	310	Leamon Hall vs. Massachusetts	1977
7.	308	Zac Dahman vs. Tulane	2003
8.	305	Joe Gerena vs. Houston	2000
9.	298	Leamon Hall vs. Penn State	1976
10.	297	Joe Caldwell vs. Oklahoma	1959
11.	289	Chad Jenkins vs. East Carolina	2001
12.	270	Zac Dahman vs. Cincinnati	2004
13.	268	Leamon Hall vs. Boston College	1977
14.	264	Zac Dahman vs. UAB	2004
15.	261	Leamon Hall vs. Holy Cross	1976
16.	258	Steve Lindell vs. Penn State	1968
		Kingsley Fink vs. Miami	1972
		T.D. Decker vs. Lehigh	1980
19.	257	Ronnie McAda vs. The Citadel	1994
20.	256	Chad Jenkins vs. Air Force	2001
21.	255	Jerryl Bennett vs. Washington St.	1980
		Zac Dahman vs. TCU	2005
		Zac Dahman vs. Navy	2005
24.	246	Curtis Zervic vs. Memphis	2000
25.	238	Zac Dahman vs. UAB	2003

PASS COMPLETIONS

No.	COM	Player	Year
1.	34	Zac Dahman vs. UAB	2003
2.	28	Leamon Hall vs. North Carolina	1976
		Curtis Zervic vs. Memphis	2000
4.	27	Zac Dahman vs. Hawai'i	2003
5.	26	Chad Jenkins vs. Air Force	2001
		Zac Dahman vs. Tulane	2003
		Carson Williams vs. Tulsa	2007
8.	25	Zac Dahman vs. UAB	2004
9.	24	Tom Blanda vs. Pittsburgh	1960
10.	23	Kingsley Fink vs. Tennessee	1973
		Leamon Hall vs. Boston College	1977
		David Pevoto vs. Akron	2007
13.	22	Dick Eckert vs. Michigan	1961
		Zac Dahman vs. Tulane	2004
		Zac Dahman vs. TCU	2005
		Zac Dahman vs. Massachusetts	2005
17.	21	Joe Caldwell vs. Oklahoma	1959
		Leamon Hall vs. Notre Dame	1977
		Joe Gerena vs. Houston	2000
		Joe Gerena vs. Tulane	2000
		Chad Jenkins vs. East Carolina	2001
22.	20	Bernie Wall vs. Notre Dame	1970
		Zac Dahman vs. Air Force	2004
		Zac Dahman vs. Navy	2004

PASSING TOUCHDOWNS

No.	TD	Player	Year
1.	5	Leamon Hall vs. Massachusetts	1977
2.	4	Arnold Galiffa vs. Columbia	1949
		Arnold Galiffa vs. Fordham	1949
		Joe Caldwell vs. Boston College	1959
		Leamon Hall vs. North Carolina	1976
		Zac Dahman vs. Houston	2002
7.	3	Felix "Doc" Blanchard vs. Duke	1946
		Arnold Galiffa vs. Davidson	1949
		Pete Vann vs. Dartmouth	1953
		Pete Vann vs. Dartmouth	1954
		Pete Vann vs. Yale	1954
		Don Holleder vs. Colgate	1955
		Dave Bourland vs. Columbia	1956
		Dave Bourland vs. Colgate	1956
		Kingsley Fink vs. Missouri	1971
		Leamon Hall vs. Colgate	1976
		Leamon Hall vs. Boston College	1977
		Zac Dahman vs. Cincinnati	2003
		Zac Dahman vs. Navy	2005
		Carson Williams vs. Tulane	2006
		Carson Williams vs. Tulsa	2007

PASS ATTEMPTS

No.	ATT	Player	Year
1.	55	Leamon Hall vs. North Carolina	1976
2.	51	Zac Dahman vs. UAB	2003
3.	43	Chad Jenkins vs. Air Force	2001
		Zac Dahman vs. Tulane	2003
		Zac Dahman vs. UAB	2004
		David Pevoto vs. Akron	2007
7.	42	Joe Caldwell vs. Oklahoma	1959
		Leamon Hall vs. Penn State	1976
		Chad Jenkins vs. UAB	2000
10.	41	Bernie Wall vs. Notre Dame	1970
		Joe Gerena vs. Houston	2000
		Zac Dahman vs. Tulane	2004
13.	40	Zac Dahman vs. Hawai'i	2003
		Zac Dahman vs. USF	2003
		Zac Dahman vs. TCU	2005
16.	39	Bernie Wall vs. Penn State	1970
		Kingsley Fink vs. Miami	1972
		Leamon Hall vs. Boston College	1977
		Zac Dahman vs. Navy	2004
20.	38	Dick Atha vs. Oregon	1970
		Curtis Zervic vs. Memphis	2000
		Chad Jenkins vs. East Carolina	2001
		Zac Dahman vs. Air Force	2004
		Carson Williams vs. Tulsa	2007
25.	37	Leamon Hall vs. Notre Dame	1977
		Jerryl Bennett vs. Washington St.	1980
		Zac Dahman vs. Baylor	2005



INDIVIDUAL PASSING

SEASON

PASSING YARDS

No.	Player	Year	COM	ATT	YDS
1.	Zac Dahman	2003	230	436	2234
2.	Leamon Hall	1976	162	344	2174
3.	Leamon Hall	1977	151	265	1944
4.	Zac Dahman	2005	168	299	1864
5.	Chad Jenkins	2001	156	286	1773
6.	Carson Williams	2007	151	287	1770
7.	Zac Dahman	2004	145	265	1767
8.	Earle Mulrane	1978	103	222	1419
9.	Joe Caldwell	1959	105	188	1343
10.	Kingsley Fink	1973	101	237	1141
11.	Kingsley Fink	1972	88	194	1139
12.	Tom Blanda	1960	92	164	1119
13.	Leamon Hall	1975	93	218	1107
14.	Pete Vann	1954	48	99	1102
15.	Joe Caldwell	1958	54	120	1097
16.	Jerryl Bennett	1980	77	166	1065
17.	Steve Lindell	1968	75	160	1043
18.	Zac Dahman	2002	89	184	1039
19.	Steve Lindell	1966	80	157	1035
20.	David Pevoto	2006	106	193	1012

PASS COMPLETIONS

No.	Player	Year	YDS	ATT	COM
1.	Zac Dahman	2003	2234	436	230
2.	Zac Dahman	2005	1864	299	168
3.	Leamon Hall	1976	2174	344	162
4.	Chad Jenkins	2001	1773	286	156
5.	Leamon Hall	1977	1944	265	151
	Carson Williams	2007	1770	287	151
7.	Zac Dahman	2004	1767	265	145
8.	David Pevoto	2006	1012	193	106
9.	Joe Caldwell	1959	1343	188	105
10.	Earle Mulrane	1978	1419	222	103
11.	Kingsley Fink	1973	1141	237	101
12.	Leamon Hall	1975	1107	218	93
13.	Tom Blanda	1960	1119	164	92
14.	Zac Dahman	2002	1039	184	89
15.	Kingsley Fink	1972	1139	194	88
16.	Bernie Wall	1970	970	183	85
17.	Steve Lindell	1966	1035	157	80
18.	Jerryl Bennett	1980	1065	166	77
19.	Steve Lindell	1968	1043	160	75
20.	Steve Lindell	1967	843	144	73

PASS ATTEMPTS

No.	Player	Year	YDS	COM	ATT
1.	Zac Dahman	2003	2234	230	436
2.	Leamon Hall	1976	2174	162	344
3.	Zac Dahman	2005	1864	168	299
4.	Carson Williams	2007	1781	151	287
5.	Chad Jenkins	2001	1773	156	286
6.	Leamon Hall	1977	1944	151	265
	Zac Dahman	2004	1767	145	265
8.	Kingsley Fink	1973	1141	101	237
9.	Earle Mulrane	1978	1419	103	222
10.	Leamon Hall	1975	1107	93	218
11.	Kingsley Fink	1972	1139	88	194
12.	David Pevoto	2006	1012	106	193
13.	Joe Caldwell	1959	1343	105	188
14.	Zac Dahman	2002	1039	89	184
15.	Bernie Wall	1970	970	85	183
16.	Jerryl Bennett	1980	1065	77	166
17.	Tom Blanda	1960	1119	92	164
18.	Steve Lindell	1968	1043	75	160
	Earle Mulrane	1979	656	63	160
20.	Steve Lindell	1966	1035	80	157
	Kingsley Fink	1971	799	68	157

PASSING TOUCHDOWNS

No.	Player	Year	COM	ATT	TD
1.	Leamon Hall	1976	162	344	15
	Leamon Hall	1977	151	265	15
3.	Pete Vann	1954	48	99	11
	Zac Dahman	2003	230	436	11
	Zac Dahman	2005	168	299	11
	Carson Williams	2007	151	287	11
7.	Arnold Tucker	1946	43	75	9
	Joe Caldwell	1959	105	188	9
	Zac Dahman	2004	145	265	9
10.	Bob Blaik	1950	42	98	8
	Pete Vann	1953	63	113	8
	Joe Caldwell	1958	54	120	8
	Tom Blanda	1960	92	164	8
	Kingsley Fink	1971	68	157	8
	Chad Jenkins	2001	156	286	8
16.	Steve Lindell	1966	80	157	7
	Leamon Hall	1975	93	218	7
	Trent Steelman	2010	71	133	7
19.	Don Holleder	1955	22	65	6
	David Bourland	1956	21	50	6
	Steve Lindell	1968	75	160	6
	Kingsley Fink	1972	88	194	6
	Jerryl Bennett	1980	77	166	6
	David Pevoto	2006	106	193	6

COMPLETION PERCENTAGE

No.	Player	Year	COM	ATT	PCT
1.	Ronnie McAda	1996	55	87	.632
2.	Curtis Zervic	2000	65	104	.625
3.	Rick Roper	1993	55	92	.598
4.	Carson Williams	2006	56	98	.571
5.	Leamon Hall	1977	151	265	.570
6.	Rick Roper	1992	55	97	.567
7.	Zac Dahman	2005	168	299	.562
8.	Tom Blanda	1960	92	164	.561
9.	Joe Caldwell	1959	105	188	.559
10.	Pete Vann	1953	63	113	.558
11.	Rollie Stichweh	1964	66	119	.555
12.	David Pevoto	2006	106	193	.549
13.	Zac Dahman	2004	145	265	.547
14.	Chad Jenkins	2001	156	286	.545
15.	Trent Steelman	2010	71	133	.534
16.	Dick Eckert	1961	56	105	.533
17.	Zac Dahman	2003	230	436	.528
18.	Carson Williams	2007	151	287	.526
19.	Reggie Nevels	2002	53	102	.520
20.	Arnold Galiffa	1949	50	97	.515
	Ronnie McAda	1994	51	99	.515

PASSING YARDS PER ATTEMPT (min. 20 att.)

No.	Player	Year	ATT	YDS	AVG
1.	Willie McMillian	1990	34	455	13.4
2.	Pete Vann	1954	99	1102	11.1
3.	Ronnie McAda	1996	87	954	11.0
4.	Otto Leone	1988	25	249	10.0
5.	Bryan McWilliams	1989	49	460	9.4
6.	Arnold Galiffa	1949	97	887	9.1
	Joe Caldwell	1958	120	1097	9.1
	Bryan McWilliams	1990	25	228	9.1
9.	Rob Healy	1985	47	421	9.0
10.	Tory Crawford	1985	29	254	8.8
11.	Tory Crawford	1985	29	254	8.8
12.	Tory Crawford	1987	66	566	8.6
13.	Tory Crawford	1986	98	816	8.3
14.	Bryan McWilliams	1988	31	255	8.2
15.	Arnold Tucker	1946	76	618	8.1
16.	Rick Roper	1993	92	733	8.0
17.	David Bourland	1956	50	394	7.9
18.	Pete Vann	1953	113	906	7.8
19.	Bob Kyasky	1956	30	228	7.6
20.	Trent Steelman	2010	133	995	7.5

PASSING YARDS PER COMPLETION (min. 20 att.)

No.	Player	Year	COM	YDS	AVG
1.	Willie McMillian	1990	15	455	30.3
2.	Otto Leone	1988	10	249	24.9
3.	Pete Vann	1954	48	1102	23.0
4.	Bryan McWilliams	1989	22	460	20.9
5.	Joe Caldwell	1958	54	1097	20.3
6.	Tory Crawford	1987	28	566	20.2
7.	Bryan McWilliams	1988	13	255	19.6
8.	Tory Crawford	1985	13	421	19.5
9.	Myreon Williams	1991	14	267	19.1
10.	Bryan McWilliams	1990	12	228	19.0
11.	David Bourland	1956	21	394	18.8
12.	Don Holleder	1955	22	409	18.6
13.	Arnold Galiffa	1949	50	887	17.7
	Trent Steelman	2011	24	424	17.7
15.	Bob Kyasky	1956	13	228	17.5
16.	Ronnie McAda	1996	55	954	17.3
17.	Tory Crawford	1986	48	816	17.0
18.	James Beierschmitt	1961	14	237	16.9
19.	Max Jenkins	2011	6	97	16.2
20.	Arnold Galiffa	1948	44	701	15.9

PASS EFFICIENCY RATING

(Since 1956; Min. 20 Att.)

Pass Efficiency = (Yds./Att.)(8.4) + (Comp. % x 100) + (TDs/Att. x 100)(3.3) - (INTs/Att. x 100)(2)

No.	Player	Year	C-A-I	EFF
1.	Willie McMillian	1990	15-34-1	179.8
2.	Ronnie McAda	1996	55-87-0	174.3
3.	Rob Healy	1985	27-47-1	156.5
4.	Joe Caldwell	1958	54-120-5	135.5
5.	Otto Leone	1988	10-25-2	134.1
6.	Bryan McWilliams	1989	22-49-3	131.7
7.	Trent Steelman	2010	71-133-3	129.1
8.	Tory Crawford	1987	28-66-4	127.3
9.	Rick Roper	1992	55-97-3	125.4
10.	Leamon Hall	1977	151-265-17	124.5
11.	Joe Caldwell	1959	105-188-7	124.2
12.	David Bourland	1956	21-50-6	123.8
13.	Bill Turner	1982	12-21-0	123.7
14.	David Bourland	1957	36-69-5	123.6
15.	Rick Roper	1993	55-92-5	123.0
16.	Tory Crawford	1985	13-29-1	122.9
17.	Bryan Allem	1980	18-35-2	120.1
18.	Tom Blanda	1960	92-164-8	119.8
19.	Bryan McWilliams	1990	12-25-4	119.0
20.	Tory Crawford	1986	48-98-4	117.5

200-YARD PASSING GAMES

No.	Player	Year	200-YD
1.	Zac Dahman	2004	6
2.	Leamon Hall	1977	5
	Zac Dahman	2005	5
4.	Leamon Hall	1976	4
	Chad Jenkins	2001	4
	Zac Dahman	2003	4
6.	Pete Vann	1952	2
	Joe Caldwell	1959	2
	Bernie Wall	1970	2
	Dick Atha	1970	2
	Kingsley Fink	1972	2
	Earle Mulrane	1978	2
	Jerryl Bennett	1980	2
	Carson Williams	2007	2



INDIVIDUAL PASSING

CAREER

PASSING YARDS

No.	Player	Years	COM	ATT	YDS
1.	Zac Dahman	2002-05	632	1184	6904
2.	Leamon Hall	1974-77	426	878	5502
3.	Kingsley Fink	1971-73	257	588	3079
4.	Pete Vann	1951-54	174	372	2937
5.	Steve Lindell	1966-68	228	461	2921
6.	Carson Williams	2006-09	243	462	2738
7.	Trent Steelman	2009-12	192	378	2723
8.	Jerry Bennett	1978-81	202	442	2490
9.	Chad Jenkins	1999-01	224	434	2458
10.	Joe Caldwell	1958-59	159	308	2440
11.	Ronnie McAda	1994-96	162	297	2333
12.	Earle Mulrane	1977-79	173	402	2151
13.	Arnold Galiffa	1946-49	119	260	1947
14.	Bernie Wall	1968-70	154	322	1815
15.	Joe Gerena	1998-00	144	319	1803
16.	Tory Crawford	1985-87	89	193	1636
17.	Rob Healy	1983-85	110	208	1540
18.	Rick Roper	1992-94	111	191	1453
19.	Tom Blanda	1958-60	116	225	1385
20.	David Pevoto	2005-07	144	263	1346

PASSING COMPLETIONS

No.	Player	Years	ATT	YDS	COM
1.	Zac Dahman	2002-05	1184	6904	632
2.	Leamon Hall	1974-77	878	5502	426
3.	Kingsley Fink	1971-73	588	3079	257
4.	Carson Williams	2006-09	462	2738	243
5.	Steve Lindell	1966-68	461	2921	228
6.	Chad Jenkins	1999-01	434	2458	224
7.	Jerry Bennett	1978-81	442	2490	202
8.	Trent Steelman	2009-12	978	2723	192
9.	Pete Vann	1951-54	372	2937	174
10.	Earle Mulrane	1977-79	402	2151	173
11.	Ronnie McAda	1994-96	297	2333	162
12.	Joe Caldwell	1958-59	308	2440	159
13.	Bernie Wall	1968-70	322	1815	154
14.	Joe Gerena	1998-00	319	1803	144
15.	David Pevoto	2005-07	263	1346	144
16.	Arnold Galiffa	1946-49	260	1947	119
17.	Tom Blanda	1958-60	225	1385	116
18.	Rollie Stichweh	1963-64	213	1270	112
19.	Rick Roper	1992-94	191	1453	111
20.	Rob Healy	1983-85	208	1540	110

PASSING ATTEMPTS

No.	Player	Years	COM	YDS	ATT
1.	Zac Dahman	2002-05	632	6904	1184
2.	Leamon Hall	1974-77	426	5502	878
3.	Kingsley Fink	1971-73	257	3079	588
4.	Steve Lindell	1966-68	228	2921	461
5.	Jerry Bennett	1978-81	202	2490	442
6.	Carson Williams	2006-09	243	2738	462
7.	Chad Jenkins	1999-01	224	2458	434
8.	Earle Mulrane	1977-79	173	2151	402
9.	Trent Steelman	2009-12	192	2723	378
10.	Pete Vann	1951-54	174	2937	372
11.	Bernie Wall	1968-70	154	1815	322
12.	Joe Gerena	1998-00	144	1803	319
13.	Joe Caldwell	1958-59	159	2440	311
14.	Ronnie McAda	1994-96	162	2333	297
15.	David Pevoto	2005-07	144	1346	263
16.	Arnold Galiffa	1946-49	119	1947	260
17.	Dick Atha	1970-72	106	1244	243
18.	Tom Blanda	1958-60	116	1385	225
19.	Rollie Stichweh	1963-64	112	1270	213
20.	Rob Healy	1983-85	110	1540	208

PASSING TOUCHDOWNS (min. 10 TD)

No.	Player	Years	TD
1.	Leamon Hall	1974-77	38
2.	Zac Dahman	2002-05	36
3.	Pete Vann	1951-54	25
4.	Arnold Galiffa	1946-49	21
5.	Kingsley Fink	1971-73	18
6.	Joe Caldwell	1958-59	17
7.	Carson Williams	2006-09	17
8.	Steve Lindell	1966-68	15
9.	Trent Steelman	2009-12	14
10.	Jerry Bennett	1978-81	13
11.	Ronnie McAda	1994-96	13
12.	Glenn Davis	1943-46	12
13.	David Bourland	1955-57	12
14.	Bob Blaik	1949-50	11
15.	Earle Mulrane	1977-79	10
16.	Chad Jenkins	1999-01	10

COMPLETION PERCENTAGE (min. 100 att.)

No.	Player	Years	COM	ATT	PCT
1.	Curtis Zervic	2000-01	101	168	.601
2.	Rick Roper	1992-94	111	191	.581
3.	David Pevoto	2005-07	144	263	.548
4.	Ronnie McAda	1994-96	162	297	.545
5.	Zac Dahman	2002-05	632	1184	.534
6.	Rob Healy	1983-85	110	208	.529
7.	Carson Williams	2006-09	243	462	.526
8.	Rollie Stichweh	1963-64	112	213	.526
9.	Tom Blanda	1958-60	116	225	.516
10.	Chad Jenkins	1999-01	224	434	.516
11.	Joe Caldwell	1957-59	159	311	.511
12.	Trent Steelman	2009-12	192	378	.508
13.	Steve Lindell	1966-68	228	461	.495
14.	Leamon Hall	1974-77	426	878	.485
15.	Bill Turner	1982-83	64	132	.485
16.	David Bourland	1955-57	58	120	.483
17.	Bernie Wall	1968-70	154	322	.478
18.	Nate Sassaman	1981-84	67	141	.475
19.	Dick Eckert	1960-62	72	154	.468
20.	Pete Vann	1951-54	174	372	.468

PASSING YARDS PER ATTEMPT (min. 50 att.)

No.	Player	Years	YDS	ATT	AVG
1.	Willie McMillian	1988-91	630	50	12.6
2.	Glenn Davis	1943-46	1249	129	9.7
3.	Arnold Tucker	1944-46	1126	116	9.7
4.	Bryan McWilliams	1987-90	943	106	8.9
5.	Tory Crawford	1984-87	1636	193	8.5
6.	David Bourland	1955-57	948	120	7.9
7.	Ronnie McAda	1994-96	2333	297	7.9
8.	Pete Vann	1951-54	2937	372	7.8
9.	Joe Caldwell	1957-59	2440	311	7.8
10.	Rick Roper	1992-94	1453	191	7.6
11.	Arnold Galiffa	1946-49	1947	260	7.5
12.	Rob Healy	1983-85	1540	208	7.4
13.	Trent Steelman	2009-12	2723	378	7.2
14.	Cammy Lewis	1960-62	719	107	6.7
15.	Don Holleder	1954-55	409	65	6.3
16.	Steve Lindell	1966-68	2921	461	6.3
17.	Leamon Hall	1974-77	5502	878	6.3
18.	Bob Blaik	1949-50	786	126	6.2
19.	Tom Blanda	1958-60	1385	225	6.2
20.	Rollie Stichweh	1963-64	1270	213	6.0
21.	T.D. Decker	1979-80	473	79	6.0

PASSING YARDS PER COMPLETION (min. 50 att.)

No.	Player	Years	YDS	COM	AVG
1.	Willie McMillian	1988-91	630	20	31.5
2.	Glenn Davis	1943-46	1249	58	21.5
3.	Bryan McWilliams	1987-90	943	47	20.1
4.	Don Holleder	1954-55	409	22	18.6
5.	Tory Crawford	1984-87	1636	89	18.4
6.	Arnold Tucker	1944-46	1126	63	17.9
7.	Pete Vann	1951-54	2937	174	16.8
8.	Arnold Galiffa	1946-49	1947	119	16.4
9.	David Bourland	1955-57	948	58	16.3
10.	Cammy Lewis	1960-62	719	46	15.6
11.	Fredric Meyers	1951	324	21	15.4
12.	Joe Caldwell	1957-59	2440	159	15.3
13.	Scott Gillogly	1972-75	595	40	14.9
14.	Bob Blaik	1949-50	786	54	14.6
15.	Ronnie McAda	1994-96	2333	162	14.4
16.	Johnny Goff	1996-98	815	57	14.3
17.	Trent Steelman	2009-12	2723	192	14.2
18.	Jim O'Toole	1966-68	602	43	14.0
19.	Bryan Allem	1980-82	1069	81	13.2
20.	Rick Roper	1992-94	1453	111	13.1

PASS EFFICIENCY RATING

(Since 1956; Min. 50 Att.)

$$\text{Pass Efficiency} = (\text{Yds./Att.})(8.4) + (\text{Comp. \%} \times 100) + (\text{TDs/Att.} \times 100)(3.3) - (\text{INTs/Att.} \times 100)(2)$$

No.	Player	Years	C-A-I	EFF
1.	Willie McMillian	1988-91	20-50-2	170.8
2.	Ronnie McAda	1994-96	16-297-10	128.2
3.	Joe Caldwell	1957-59	159-311-12	127.4
4.	Rick Roper	1992-94	111-191-8	124.0
5.	David Bourland	1956-57	57-119-11	123.7
6.	Tory Crawford	1984-87	89-193-9	121.7
7.	Bryan McWilliams	1987-90	47-106-9	120.8
8.	Trent Steelman	2009-12	192-378-9	118.8
9.	Rob Healy	1983-85	110-208-13	115.3
10.	Curtis Zervic	2000-01	101-168-9	108.6
11.	Tom Blanda	1958-60	116-225-13	104.9
12.	Zac Dahman	2002-05	632-1184-48	104.3
13.	Carson Williams	2006-09	243-462-27	102.8
14.	Cammy Lewis	1960-62	46-107-10	102.3
15.	Steve Lindell	1966-68	228-461-30	100.4
16.	Leamon Hall	1974-77	426-878-67	100.2
17.	T.D. Decker	1979-80	38-79-3	99.2
18.	Reggie Nevels	2001-04	86-188-9	99.2
19.	Rollie Stichweh	1962-64	112-213-14	98.8
20.	Chad Jenkins	1999-01	224-434-26	94.8

300-YARD PASSING GAMES

1. Zac Dahman (3)

353 vs. Houston, 2002
338 vs. Hawai'i, 2003
308 vs. Tulane, 2003

2. Leamon Hall (2)

385 vs. North Carolina, 1976
310 vs. Massachusetts, 1977

t-3. Kingsley Fink (1)

326 vs. Tennessee, 1973

t-13. Joe Gerena (1)

305 vs. Houston, 2000

t-3. Carson Williams (1)

328 vs. Tulsa, 2007



INDIVIDUAL RECEIVING

MOST RECEPTIONS

Game: 13, Joe Albano vs. Syracuse (11-7-70)
 Season: 64, Aaron Alexander (2003)
 Career: 176, Jeremy Trimble (2004-07)

MOST NET YARDS GAINED

Game: 186, Mike Fahnestock vs. Lehigh (10-11-80)
 Season: 937, Mike Fahnestock (1980)
 Career: 2,330, Jeremy Trimble (2004-07)

HIGHEST YARDS-PER-CATCH AVERAGE

Game (min. 5 rec.): 30.0, William White vs. Houston (11-15-03) (5 for 150 yards)
 Game (min. 10 rec.): 15.4, Jeremy Trimble vs. Central Michigan (10-13-07) (11 for 169 yards)
 Season (min. 15 rec.): 30.9, Pete Dawkins (1958) (16 for 494 yards)
 Season (min. 25 rec.): 19.9, Mike Fahnestock (1980) (47 for 937 yards)
 Season (min. 45 rec.): 19.9, Mike Fahnestock (1980) (47 for 937 yards)
 Career (min. 45 rec.): 18.9, Glenn Davis (1943-46) (45 for 850 yards)
 Career (min. 75 rec.): 17.8, Mike Fahnestock (1977-80) (97 for 1,726 yards)

MOST TOUCHDOWN RECEPTIONS

Game: 3, Jim Cain vs. Fordham (11-5-49); Dick Stephenson vs. Colgate (11-3-56); Mike Fahnestock vs. Massachusetts (9-10-77); Myreon Williams vs. Lafayette (10-20-90)
 Season: 7, Mike Fahnestock (1980); Jeremy Trimble (2007)
 Career: 15, Jeremy Trimble (2004-07)

MOST 100-YARD GAMES

Season: 5, Mike Fahnestock (1980)
 Career: 8, Clennie Brundidge (1975-78)

GAME

RECEPTIONS

No.	REC	Player	Year
1.	13	Joe Albano vs. Syracuse	1970
2.	12	Aaron Alexander vs. Tulane	2003
3.	11	Jim Merriken vs. Notre Dame	1977
		Jeremy Trimble vs. C. Michigan	2007
		Jeremy Trimble vs. Tulsa	2007
6.	10	Joe Albano vs. Baylor	1970
		Joe Albano vs. Penn State	1970
		Clennie Brundidge vs. Lafayette	1976
		Jim Merriken vs. Boston College	1977
		Mike Fahnestock vs. Holy Cross	1980

RECEIVING YARDS

No.	REC	Player	Year
1.	186	Mike Fahnestock vs. Lehigh	1980
2.	169	Jeremy Trimble vs. Central Michigan	2007
3.	167	Clennie Brundidge vs. Pittsburgh	1977
		Jeremy Trimble vs. Tulsa	2007
5.	166	Joe Albano vs. Syracuse	1970
6.	164	Barry Armstrong vs. Tennessee	1973
7.	157	Scott Spellmon vs. Lehigh	1983
8.	156	Gary Steele vs. Penn State	1968
9.	150	William White vs. Houston	2003
10.	149	Mike Fahnestock vs. Holy Cross	1980
11.	145	Aaron Alexander vs. Tulane	2003
12.	143	Aaron Alexander vs. East Carolina	2003
13.	140	Don Holleder vs. Pennsylvania	1954
		Bill Carpenter vs. Boston College	1959
15.	137	Clennie Brundidge vs. Lafayette	1976
		Mike Fahnestock vs. Rutgers	1980
17.	135	Joe Albano vs. Penn State	1970
18.	134	Mike Fahnestock vs. Air Force	1980
19.	133	John Simar vs. Oregon	1970
20.	130	Myreon Williams vs. Lafayette	1990

SEASON

RECEPTIONS

No.	Player	Year	YDS	AVG	REC
1.	Aaron Alexander	2003	861	13.5	64
2.	Jeremy Trimble	2007	912	14.7	62
3.	Joe Albano	1970	669	12.4	54
4.	Jeremy Trimble	2006	534	10.3	52
5.	Clennie Brundidge	1977	842	16.5	51
6.	Clennie Brundidge	1976	657	14.0	47
	Mike Fahnestock	1980	937	19.9	47
8.	Clennie Brundidge	1978	726	16.5	44
9.	Bob Carpenter	1959	591	13.7	43
10.	Clint Dodson	2001	464	11.0	42
	Jeremy Trimble	2005	535	12.7	42

RECEIVING YARDS

No.	Player	Year	AVG	REC	YDS
1.	Mike Fahnestock	1980	19.9	47	937
2.	Jeremy Trimble	2007	14.7	62	912
3.	Aaron Alexander	2003	13.5	64	861
4.	Clennie Brundidge	1977	16.5	51	842
5.	Clennie Brundidge	1978	16.5	44	726
6.	Joe Albano	1970	12.4	54	669
7.	Clennie Brundidge	1976	14.0	47	657
8.	Bill Carpenter	1959	13.7	43	591
9.	Terry Young	1966	14.6	37	539
10.	Jeremy Trimble	2005	12.7	42	535

RECEIVING TOUCHDOWNS

No.	Player	Year	TD
1.	Mike Fahnestock	1980	7
	Jeremy Trimble	2007	7
3.	Glenn Davis	1946	6
	James Cain	1949	6
	Pete Dawkins	1958	6
	Joe Albano	1970	6
	Clennie Brundidge	1976	6
	Aaron Alexander	2003	6
9.	Dan Foldberg	1949	5
	Dan Foldberg	1950	5
	Don Holleder	1954	5
	Myreon Williams	1990	5
	Aris Comeaux	2001	5
	Alejandro Villanueva	2009	5

YARDS PER CATCH AVERAGE (min. 15 rec.)

No.	Player	Year	YDS	REC	AVG
1.	Pete Dawkins	1958	494	16	30.9
2.	Don Holleder	1954	495	17	29.1
3.	Jarvis Hollingsworth	1983	312	15	20.8
4.	Bill Carpenter	1958	453	22	20.6
5.	Mike Fahnestock	1980	937	47	19.9
6.	Don Holleder	1953	286	15	19.1
7.	Elton Akins	1982	391	21	18.6
8.	Gary Steele	1968	496	27	18.4
9.	Don Briggs	1975	274	15	18.3
10.	Don Briggs	1976	310	17	18.2

100-YARD GAMES

No.	Player	Year	100-YD
1.	Mike Fahnestock	1980	5
2.	Joe Albano	1970	3
	Clennie Brundidge	1976	3
	Clennie Brundidge	1977	3
	Myreon Williams	1990	3
	Jeremy Trimble	2007	3
7.	James Cain	1949	2
	Don Holleder	1954	2
	Bill Carpenter	1959	2
	Clennie Brundidge	1978	2
	Aaron Alexander	2003	2

CAREER

RECEPTIONS

No.	Player	Years	YDS	AVG	REC
1.	Jeremy Trimble	2004-07	2330	12.4	176
2.	Clennie Brundidge	1975-78	2279	15.5	147
3.	Aaron Alexander	2002-04	1820	14.3	127
4.	Mike Fahnestock	1977-80	1726	17.8	97
5.	Terry Young	1965-67	1239	13.0	95
6.	Carlton Jones	2002-05	826	8.9	93
7.	Joe Albano	1968-70	1230	13.5	91
8.	Walter Hill	2003-06	968	11.1	87
9.	Clint Dodson	1999-01	860	10.8	80
10.	Jim Ward	1971-73	916	12.1	76

RECEIVING YARDS

No.	Player	Years	AVG	REC	YDS
1.	Jeremy Trimble	2004-07	12.4	176	2330
2.	Clennie Brundidge	1975-78	15.5	147	2279
3.	Aaron Alexander	2002-03	14.3	127	1820
4.	Mike Fahnestock	1977-80	17.8	97	1726
5.	Terry Young	1965-67	13.0	95	1239
6.	Joe Albano	1968-70	13.5	91	1230
7.	Gary Steele	1966-68	16.8	66	1111
8.	Bill Carpenter	1958-59	16.1	65	1044
9.	Walter Hill	2003-06	11.1	87	968
10.	Aris Comeaux	2000-02	12.9	72	927

RECEIVING TOUCHDOWNS

No.	Player	Years	TD
1.	Jeremy Trimble	2004-07	15
2.	Glenn Davis	1943-46	14
	Clennie Brundidge	1975-78	14
4.	Mike Fahnestock	1977-80	13
5.	Aaron Alexander	2002-04	12
6.	Dan Foldberg	1948-50	11
7.	Don Holleder	1953-55	9
	Pete Dawkins	1956-58	9
	Aris Comeaux	2000-02	9
10.	Joe Albano	1968-70	8
	Ron Leshinski	1993-96	8

YARDS PER CATCH AVERAGE (min. 45 rec.)

No.	Player	Years	YDS	REC	AVG
1.	Glenn Davis	1943-46	850	45	18.9
2.	Mike Fahnestock	1977-80	1726	97	17.8
3.	Gary Steele	1966-68	1111	66	16.8
4.	Benny White	1983-86	793	49	16.2
5.	Bill Carpenter	1958-59	1044	65	16.1
6.	Clennie Brundidge	1975-78	2279	147	15.5
	Scott Spellmon	1983-85	792	51	15.5
8.	Jacob Murphy	2002-05	846	57	14.8
9.	Dan Foldberg	1948-50	824	57	14.5
10.	Aaron Alexander	2002-04	1820	127	14.3

100-YARD GAMES

No.	Player	Years	100-YD
1.	Clennie Brundidge	1975-78	8
2.	Mike Fahnestock	1977-80	6
3.	Joe Albano	1968-70	4
4.	Bill Carpenter	1958-59	3
	Myreon Williams	1988-91	3
	Aaron Alexander	2002-04	3
	Jeremy Trimble	2004-07	3
8.	James Cain	1948-50	2
	Don Holleder	1953-55	2
	Jarvis Hollingsworth	1981-84	2



INDIVIDUAL RECEIVING

CAREER 100-YARD RECEIVING GAMES

- 1. Clennie Brundidge (8)**
167 vs. Pittsburgh, 1977; 137 vs. Lafayette, 1976; 127 vs. Air Force, 1978; 121 vs. Holy Cross, 1976; 119 vs. Boston College, 1977; 112 vs. North Carolina, 1976; 110 vs. Colorado, 1977; 110 vs. Lafayette, 1978
- 2. Mike Fahnestock (6)**
186 vs. Lehigh, 1980; 149 vs. Holy Cross, 1980; 137 vs. Rutgers, 1980; 134 vs. Air force, 1980; 121 vs. Pittsburgh, 1978; 118 vs. Washington State, 1980
- 3. Joe Albano (4)**
166 vs. Syracuse, 1970; 135 vs. Penn State, 1970; 125 vs. Baylor, 1970; 100 vs. Boston College, 1969
- t-4. Bill Carpenter (3)**
140 vs. Boston College, 1959; 119 vs. Penn State, 1958; 103 vs. Duke, 1959
- t-4. Aaron Alexander (3)**
145 vs. Tulane, 2003; 143 vs. East Carolina, 2003; 111 vs. UAB, 2004
- t-4. Jeremy Trimble (3)**
169 vs. Central Michigan, 2007; 167 vs. Tulsa, 2007; 125 vs. Temple, 2007
- t-4. Myreon Williams (3)**
130 vs. Lafayette, 1990; 106 vs. Vanderbilt, 1990; 101 vs. VMI, 1990
- t-8. James Cain (2)**
124 vs. Fordham, 1949; 104 vs. Columbia, 1949
- t-8. Don Holleder (2)**
140 vs. Pennsylvania, 1954; 111 vs. Dartmouth, 1954
- t-8. Jarvis Hollingsworth (2)**
103 vs. Rutgers, 1982; 102 vs. Harvard, 1983
- t-11. John Weaver (1)**
116 vs. New Mexico, 1950
- t-11. Freddie Attaya (1)**
123 vs. VMI, 1952
- t-11. Lowell Sisson (1)**
112 vs. Columbia, 1953
- t-11. Arthur Johnson (1)**
119 vs. Colgate, 1955
- t-11. Dick Stephenson (1)**
122 vs. Colgate, 1956
- t-11. Pete Dawkins (1)**
125 vs. Villanova, 1958
- t-11. Don Usry (1)**
112 vs. Illinois, 1959
- t-11. Terry Young (1)**
118 vs. Boston College, 1967
- t-11. Gary Steele (1)**
156 vs. Penn State, 1968
- t-11. John Simar (1)**
133 vs. Oregon, 1970
- t-11. Barry Armstrong (1)**
164 vs. Tennessee, 1973
- t-11. Jim Ward (1)**
124 vs. California, 1973
- t-11. Howie Williams (1)**
108 vs. Duke, 1975
- t-11. Jim Merriken (1)**
121 vs. Boston College 1977
- t-11. Larry Pruitt (1)**
102 vs. Princeton, 1981
- t-11. Mark Triplett (1)**
114 vs. Boston College, 1982
- t-11. Scott Spellmon (1)**
157 vs. Lehigh, 1983
- t-11. John Graves (1)**
100 vs. Air Force, 1995
- t-11. Ron Thomas (1)**
101 vs. Duke, 1996
- t-11. Omari Thompson (1)**
110 vs. Houston, 2000
- t-11. William White (1)**
150 vs. Houston, 2003
- t-11. Tielor Robinson (1)**
111 vs. Cincinnati, 2004
- t-11. Walter Hill (1)**
114 vs. Air Force, 2005
- t-11. Tim Dunn (1)**
113 vs. Tulane, 2006
- t-11. Alejandro Villanueva (1)**
119 vs. VMI, 2009

100-YARD RECEIVING GAMES BY YEAR

- 1949 (2)**
James Cain 2
- 1950 (1)**
John Weaver 1
- 1952 (1)**
Freddie Attaya 1
- 1953 (1)**
Lowell Sisson 1
- 1954 (2)**
Don Holleder 2
- 1955 (1)**
Arthur Johnson 1
- 1956 (1)**
Dick Stephenson 1
- 1958 (2)**
Bill Carpenter 1; Pete Dawkins 1
- 1959 (3)**
Bill Carpenter 2; Don Usry 1
- 1967 (1)**
Terry Young 1
- 1968 (1)**
Gary Steele 1
- 1969 (1)**
Joe Albano
- 1970 (4)**
Joe Albano 3; John Simar 1
- 1973 (2)**
Barry Armstrong 1; Jim Ward 1
- 1975 (1)**
Howie Williams 1
- 1976 (3)**
Clennie Brundidge 3
- 1977 (4)**
Clennie Brundidge 3; Jim Merriken 1
- 1978 (3)**
Clennie Brundidge 2; Mike Fahnestock 1
- 1980 (5)**
Mike Fahnestock 5
- 1981 (1)**
Larry Pruitt 1
- 1982 (2)**
Jarvis Hollingsworth 1; Mark Triplett 1
- 1983 (2)**
Jarvis Hollingsworth 1; Scott Spellmon 1
- 1990 (3)**
Myreon Williams 3
- 1995 (1)**
John Graves 1
- 1996 (1)**
Ron Thomas 1
- 2000 (1)**
Omari Thompson 1
- 2003 (3)**
Aaron Alexander 2; William White 1
- 2004 (2)**
Aaron Alexander 1; Tielor Robinson 1
- 2005 (1)**
Walter Hill 1
- 2006 (1)**
Tim Dunn 1
- 2007 (3)**
Jeremy Trimble 3
- 2009 (1)**
Alejandro Villanueva 1

FEWEST CATCHES IN A 100-YARD RECEIVING GAME

No.	Player	REC	YDS	AVG	Opponent	Date	No.	Player	REC	YDS	AVG	Opponent	Date
1.	Don Holleder	2	111	55.5	Dartmouth	Oct. 9, 1954	t-11.	Lowell Sisson	4	112	28.0	Columbia	Oct. 24, 1953
	Myreon Williams	2	106	53.0	Vanderbilt	Nov. 17, 1990		Tielor Robinson	4	111	27.8	Cincinnati	Oct. 9, 2004
	James Cain	2	104	52.0	Columbia	Oct. 22, 1949		Larry Pruitt	4	102	25.5	Princeton	Oct. 17, 1981
	Myreon Williams	2	101	50.5	VMI	Sept. 22, 1990	20.	William White	5	150	30.0	Houston	Nov. 15, 2003
	Ron Thomas	2	101	50.5	Duke	Sept. 21, 1996		Mike Fahnestock	5	137	27.4	Rutgers	Nov. 1, 1980
	John Graves	2	100	50.0	Air Force	Nov. 11, 1995		Jeremy Trimble	5	125	25.0	Temple	Sept. 29, 2007
7.	Myreon Williams	3	130	43.3	Lafayette	Oct. 20, 1990		Freddie Attaya	5	123	24.6	VMI	Nov. 1, 1952
	Clennie Brundidge	3	127	42.3	Air Force	Nov. 4, 1978		Mike Fahnestock	5	121	24.2	Pittsburgh	Nov. 18, 1978
	Bill Carpenter	3	119	39.7	Penn State	Oct. 4, 1958		Omari Thompson	5	110	22.0	Houston	Sept. 16, 2000
	John Weaver	3	116	38.7	New Mexico	Nov. 11, 1950		Jarvis Hollingsworth	5	103	20.6	Rutgers	Oct. 9, 1982
11.	Don Holleder	4	140	35.0	Pennsylvania	Nov. 13, 1954		Jarvis Hollingsworth	5	102	20.4	Harvard	Oct. 1, 1983
	Pete Dawkins	4	125	31.3	Villanova	Nov. 15, 1958							
	James Cain	4	124	31.0	Fordham	Nov. 5, 1949							
	Dick Stephenson	4	122	30.5	Colgate	Nov. 3, 1956							
	Arthur Johnson	4	119	29.8	Colgate	Oct. 24, 1955							
	Tim Dunn	4	113	28.3	Tulane	Oct. 28, 2006							



TOTAL OFFENSE RECORDS

TEAM RECORDS

MOST NET YARDS GAINED

Game: 679 vs. Montana (11-16-84)
Season: 5,235 (2012)

FEWEST NET YARDS GAINED

Season: 1,762 (1951)

HIGHEST YARDS-PER-PLAY AVERAGE

Game: 12.2 vs. Wake Forest (10-6-45)
(43 for 523 yards)
Season: *7.92 (1945) (526 for 4,164 yards)
*FORMER NCAA RECORD

HIGHEST YARDS-PER-GAME AVERAGE

Season: 462.7 (1945) (4,164 in 9 games)

MOST FIRST DOWNS, TOTAL

Game: 36 vs. Montana (11-16-84)
Season: 283 (2012)

INDIVIDUAL RECORDS

MOST PLAYS

Game: 64, Leamon Hall vs. North Carolina (9-25-76)
Season: 497, Zac Dahman (2003)
Career: 1,355, Zac Dahman (2002-05)

MOST NET YARDS GAINED

Game: 378, Leamon Hall vs. North Carolina (9-25-76)
Season: 2,121, Leamon Hall (1976)
Career: 6,498, Zac Dahman (2002-05)

TOTAL OFFENSE YARDS — INDIVIDUAL

No.	Player	Year	Rush	Pass	Total
1.	Leamon Hall	1976	(-53)	2174	2121
2.	Zac Dahman	2003	(-180)	2234	2054
3.	Chad Jenkins	2001	176	1773	1949
4.	Leamon Hall	1977	(-21)	1944	1923
5.	Trent Steelman	2012	1248	667	1915
6.	Tory Crawford	1986	1078	816	1894
7.	Zac Dahman	2004	(-28)	1767	1739
8.	Zac Dahman	2005	(-127)	1864	1737
9.	Trent Steelman	2010	721	995	1716
10.	Carson Williams	2007	(-123)	1770	1647

TOTAL OFFENSE YARDS/PLAY — INDIVIDUAL

(min. 50 plays)

No.	Player	Year	Plays	Yds.	Avg.
1.	Glenn Davis	1944	58	667	11.5
2.	Pete Vann	1954	99	1097	11.1
3.	Arnold Tucker	1946	76	617	8.1
4.	Joe Caldwell	1958	141	1123	8.0
5.	Pete Vann	1953	113	884	7.8
6.	Ronnie McAda	1996	186	1413	7.6
7.	Arnold Galiffa	1948	95	701	7.4
	Arnold Galiffa	1949	148	1088	7.4
9.	Peter Lash	1955	67	489	7.3
	Raymond Maples	2011	146	1066	7.3

CAREER

TOTAL OFFENSE YARDS

No.	Player	Years	Rush	Pass	Total
1.	Zac Dahman	2002-05	(-406)	6904	6498
2.	Trent Steelman	2009-12	3320	2723	6043
3.	Leamon Hall	1974-77	22	5502	5524
4.	Mike Mayweather	1987-90	4299	0	4299
5.	Glenn Davis	1943-46	2959	1172	4131
6.	Ronnie McAda	1994-96	1703	2333	4036
7.	Tory Crawford	1984-87	2313	1636	3949
8.	Steve Lindell	1966-68	751	2921	3672
9.	Carlton Jones	2002-05	3536	55	3591
10.	Kingsley Fink	1971-73	(-242)	3079	2837
11.	Pete Vann	1951-54	(-125)	2915	2790
12.	Chad Jenkins	1999-01	329	2458	2787
13.	Jerryl Bennett	1978-81	265	2490	2755
14.	Gerald Walker	1979-82	2700	0	2700
15.	Rollie Stichweh	1962-64	1296	1270	2566
16.	Rick Roper	1992-94	1098	1453	2551
17.	Carson Williams	2006-09	(-211)	2738	2527
18.	Raymond Maples	2010-	2489	0	2489
19.	Joe Gerena	1998-00	647	1803	2450
20.	Bryan McWilliams	1987-90	1482	943	2425

TOTAL OFFENSE YARDS/PLAY (min. 50 plays)

No.	Player	Years	Plays	YDS	AVG
1.	Glenn Davis	1943-46	484	4131	8.5
2.	Tommy Bell	1951-54	263	1754	6.7
3.	Arnold Tucker	1944-46	204	1341	6.6
	Raymond Maples	2010-	193	1274	6.6
5.	Joe Caldwell	1957-59	364	2381	6.5
6.	Dick Murtland	1954-56	142	887	6.3
	Willie McMillian	1988-91	372	2324	6.3
	Malcolm Brown	2009-12	232	1468	6.3
9.	Bob Stuart	1947-48	189	1167	6.2
	Arnold Galiffa	1947-49	359	2215	6.2
	Ronnie McAda	1994-96	655	4036	6.2
12.	Bobby Williams	1995-98	320	1961	6.1
	Larry Dixon	2011-	227	1381	6.1
14.	Felix "Doc" Blanchard	1944-46	280	1666	6.0
	Clarence Jones	1984-86	266	1602	6.0
16.	Bryan McWilliams	1987-90	419	2425	5.8
	Otto Leone	1987-90	121	696	5.8
	Calvin Cass	1987-90	269	1546	5.8
19.	Pete Vann	1951-54	493	2790	5.7
	Bob Kyasky	1954-56	203	1157	5.7
	Collin Mooney	2006-08	237	1361	5.7

GAME

TOTAL OFFENSE YARDS — TEAM

No.	YDS	Opponent	Date
1.	679	Montana	11-16-84
2.	646	Columbia	10-27-56
3.	644	Lehigh	9-20-75
4.	631	Colgate	11-18-89
5.	600	Dartmouth	10-9-54
		Columbia	10-23-54
7.	595	Boston College	10-6-12
8.	593	Wake Forest	10-11-63
9.	585	Stanford	11-6-48
10.	582	Rutgers	10-12-96
11.	578	VMI	10-29-49
		Colgate	11-2-57
13.	569	Boston College	10-25-69
14.	567	Furman	9-24-55
15.	564	Louisville	10-7-99
16.	563	Boston College	9-26-59
17.	560	Lafayette	9-13-97
18.	559	Virginia Tech	10-30-48
19.	557	Harvard	10-21-50
20.	554	Cincinnati	10-9-04
21.	553	Lafayette	10-10-92
22.	551	Boston College	11-9-68
23.	544	Fordham	10-29-11
24.	541	Colgate	11-3-56
25.	536	Memphis State	11-16-85

TOTAL OFFENSE YARDS — INDIVIDUAL

No.	YDS	Player	Year
1.	378	Leamon Hall vs. North Carolina	1976
2.	331	Tory Crawford vs. Lafayette	1986
3.	331	Zac Dahman vs. Houston	2002
4.	330	Leamon Hall vs. Massachusetts	1977
5.	326	Johnny Goff vs. Tulane	1998
6.	324	Carson Williams vs. Tulsa	2007
7.	321	Zac Dahman vs. Hawai'i	2003
8.	316	Chad Jenkins vs. East Carolina	2001
9.	313	Ronnie McAda vs. Duke	1996
10.	306	Kingsley Fink vs. Tennessee	1973
11.	296	Zac Dahman vs. Tulane	2003
12.	295	Joe Gerena vs. Houston	2000
13.	288	Willie McMillian vs. Vanderbilt	1990
14.	285	Joe Caldwell vs. Oklahoma	1959
15.	275	Steve Lindell vs. Penn State	1968
16.	274	Ronnie McAda vs. The Citadel	1994
17.	273	Rick Roper vs. Lafayette	1992
		Chad Jenkins vs. Air Force	2001
		Zac Dahman vs. Cincinnati	2004
20.	270	Leamon Hall vs. Penn State	1976
21.	269	Jerryl Bennett vs. Holy Cross	1980
	269	Michael Wallace vs. Louisville	1999
23.	268	Dick Atha vs. Oregon	1970
24.	267	T.D. Decker vs. Lehigh	1980
25.	266	Leamon Hall vs. Holy Cross	1976
	266	Tory Crawford vs. Holy Cross	1987

SEASON

TOTAL OFFENSE YARDS — TEAM

No.	YDS	Plays	Year
1.	5235	921	2012
2.	4954	844	1996
3.	4763	837	2011
4.	4427	821	1995
5.	4390	857	1984
6.	4380	778	1985
7.	4365	807	1990
8.	4358	795	1989
9.	4333	847	1988
10.	4286	1015	2010

FIRST DOWNS — TEAM

No.	1st	Year
1.	283	2012
2.	254	2011
3.	252	1996
4.	249	1984
5.	246	1985
6.	245	1990
7.	244	1995
8.	240	1989
9.	240	1990
10.	239	2010

TOTAL OFFENSE YARDS/GAME — TEAM

No.	AVG	YDS	Games	Year
1.	462.7	4164	9	1945
2.	450.4	4954	11	1996
3.	448.7	4038	9	1954
4.	436.2	5235	12	2012
5.	430.8	3877	9	1944
6.	412.3	3711	9	1948
7.	402.5	4427	11	1995
8.	399.1	4390	11	1984
9.	398.2	4380	11	1985
10.	396.9	4763	12	2011

TOTAL OFFENSE YARDS/PLAY — TEAM

No.	AVG	Plays	YDS	Year
1.	7.92	526	4164	1945
2.	7.74	501	3877	1944
3.	7.02	575	4038	1954
4.	5.97	622	3711	1948
5.	5.87	844	4954	1996
6.	5.72	590	3376	1950
	5.72	734	4198	2004
8.	5.69	837	4763	2011
9.	5.68	921	5235	2012
10.	5.66	533	3019	1955



SCORING RECORDS

TEAM RECORDS

MOST POINTS SCORED

Half: 62 vs. Villanova (11-4-44)
 Game: 90 vs. Bowdoin (11-13-20)
 Season: 504 (1944)

MOST POINTS SCORED, BOTH TEAMS

Game: 111 by Army (59) and Louisville (52),
 2OT (10-7-99)

MOST TOUCHDOWNS SCORED

Game: 13 vs. Bowdoin (11-13-20); vs. Dickinson
 (11-16-29)
 Season: 74 (1944)

HIGHEST TOUCHDOWNS-PER-GAME-AVERAGE

Season: 8.22 (1944) (74 touchdowns in 9 games)
 NCAA RECORD

MOST FIELD GOALS MADE

Game: 5 vs Air Force (11-3-84)
 Season: 18 (1996)

MOST PAT KICKS MADE

Game: 12 vs. Bowdoin (11-13-20)
 Season: 56 (1944)

HIGHEST POINTS-PER-GAME AVERAGE

Season: 56.0 (1944) (504 in 9 games)
 NCAA RECORD

HIGHEST SCORING MARGIN

Season: 52.1 (1944) (scored 504 points while
 averaging 56.0 ppg., allowed 35 points while
 averaging 3.9 points over 9 games)
 NCAA RECORD

INDIVIDUAL RECORDS

MOST POINTS SCORED

Game: 45, Elmer Oliphant vs. Villanova (10-28-16)
 Season: 125, Elmer Oliphant (1917)
 Career: 354, Glenn Davis (1943-46)

MOST TOUCHDOWNS SCORED

Game: 6, Elmer Oliphant vs. Villanova (10-28-16)
 Season: 20, Glenn Davis (1944)
 Career: 59, Glenn Davis (1943-46)

MOST TOUCHDOWNS RESPONSIBLE FOR

Game: 6, Elmer Oliphant vs. Villanova (10-28-16)
 Season: 23, Leamon Hall (1977) (8 rush, 15 pass)
 Career: 71, Glenn Davis (1943-46) (43 rush, 12
 pass, 14 rec., 2 ret.)

MOST FIELD GOALS MADE

Game: 5, Craig Stopa vs. Air Force (11-3-84)
 Season: 18, J. Parker (1996)
 Career: 48, Craig Stopa (1982-85)

MOST FIELD GOALS ATTEMPTED

Game: 8, Edgar Garbisch vs. Navy (11-29-24)
 Season: 24, Arden Jensen (1970)
 Career: 76, Craig Stopa (1982-85)

HIGHEST FIELD GOAL PERCENTAGE

Season (min. 15 att.): .882, Craig Stopa (1984)
 (15 of 17)
 Career (min. 30 att.): .844, Keith Walker (1985-
 88) (27 of 32)

LONGEST FIELD GOAL MADE

Game: 53, Craig Stopa vs. Yale (10-5-85)

MOST PAT KICKS MADE

Game: 11, Dick Walterhouse vs. Villanova (11-4-44)
 Season: 47, Dick Walterhouse (1944)
 Career: 106, Craig Stopa (1982-85)

MOST PAT KICKS ATTEMPTED

Game: 12, Dick Walterhouse vs. Villanova (11-4-44)
 Season: 58, Dick Walterhouse (1944)
 Career: 118, Dick Walterhouse (1943-45)

HIGHEST PAT PERCENTAGE

Season (min. 20 Att.): 1.000, 10 times (by 10
 players), most recently: Austin Miller (2006)
 (26 of 26)
 Career: (min. 50 Att.): 1.000, J. Parker (1995-96)
 (76 of 76)

MOST CONSECUTIVE PATS MADE

One Season: 44, Craig Stopa (1985)
 Two Seasons: 76, J. Parker (1995-96)

TOUCHDOWNS RESPONSIBLE FOR

No.	Player	Year	R	P	RC	RT	Total
1.	Leamon Hall	1977	8	15	0	0	23
2.	Glenn Davis	1944	14	1	4	2	21
	Glenn Davis	1945	15	3	3	0	21
4.	Felix "Doc" Blanchard	1945	13	0	3	3	19
5.	Trent Steelman	2010	11	7	0	0	18
	Trent Steelman	2012	17	1	0	0	18
7.	Glenn Davis	1946	7	4	6	0	17
	Arnold Galiffa	1949	4	13	0	0	17
	Leamon Hall	1976	2	15	0	0	17
	Tory Crawford	1986	15	2	0	0	17
	Carlton Jones	2004	17	0	0	0	17
12.	Bob Anderson	1957	12	1	2	0	15
	Tory Crawford	1987	10	5	0	0	15
	Ronnie McAda	1995	10	5	0	0	15
	Trent Steelman	2011	12	3	0	0	15
16.	Gil Stephenson	1949	12	0	1	0	13
	Tommy Bell	1954	12	0	1	0	13
	Mike Mayweather	1989	13	0	0	0	13
19.	Glenn Davis	1943	7	4	1	0	12
	Jim Cain	1949	6	0	6	0	12
	Pete Dawkins	1957	8	1	3	0	12
	Pete Dawkins	1958	5	0	6	1	12
	Willie McMillian	1990	9	3	0	0	12
	Michael Wallace	2000	11	0	1	0	12
	Chad Jenkins	2001	4	8	0	0	12
	Zac Dahman	2003	1	11	0	0	12

FIELD GOALS MADE

No.	Player	Year	FGA	FGM
1.	J. Parker	1996	21	18
	Alex Carlton	2009	24	18
3.	Craig Stopa	1984	17	15
	Keith Walker	1988	18	15
	Alex Carlton	2010	22	15
6.	Arden Jensen	1970	24	14
7.	Eric Olsen	1998	17	13
8.	Craig Stopa	1982	18	12
	Craig Stopa	1983	17	12
	Patmon Malcom	1990	14	12
	Eric Olsen	1997	15	12
	Austin Miller	2006	17	12
13.	Arden Jensen	1968	18	11
14.	Arden Jensen	1969	18	10
	Jim Barclay	1971	14	10
	Keith Walker	1987	12	10
	Daniel Grochowski	2012	16	10
18.	Dave Aucoin	1980	12	9
	Craig Stopa	1985	16	9
	J. Parker	1995	13	9
	Justin Koenig	2005	12	9

FIELD GOALS ATTEMPTED

No.	Player	Year	FGM	FGA
1.	Arden Jensen	1970	14	24
	Alex Carlton	2009	18	24
3.	Alex Carlton	2010	15	22
4.	Nick Kurilko	1967	7	21
	J. Parker	1996	18	21
6.	Arden Jensen	1968	11	18
	Arden Jensen	1969	10	18
	Craig Stopa	1982	12	18
	Keith Walker	1988	15	18
10.	Dave Aucoin	1981	8	17
	Craig Stopa	1983	12	17
	Craig Stopa	1984	15	17
	Eric Olsen	1998	13	17
	Austin Miller	2006	12	17
15.	Craig Stopa	1985	9	16
	Patmon Malcom	1991	8	16
	Patmon Malcom	1992	8	16
	Daniel Grochowski	2012	10	16
19.	Eric Olsen	1997	12	15
	Owen Tolson	2007	8	15

SEASON

POINTS SCORED

No.	Player	Year	TD	PAT	FG	PTS
1.	Glenn Davis	1944	20	0	0	120
2.	Felix "Doc" Blanchard	1945	19	1	0	115
3.	Glenn Davis	1945	18	0	0	108
4.	Carlton Jones	2004	17	0	0	*104
	Trent Steelman	2012	17	0	0	*104
6.	J. Parker	1996	0	40	18	94
7.	Tory Crawford	1986	15	0	0	*92
8.	Alex Carlton	2010	0	41	15	86
9.	Bob Anderson	1957	14	0	0	84
10.	Al Pollard	1950	8	35	0	83
11.	Keith Walker	1988	0	35	15	80
	Mike Mayweather	1989	13	0	0	*80
13.	Glenn Davis	1946	13	0	0	78
	Gil Stephenson	1949	13	0	0	78
	Tommy Bell	1954	13	0	0	78
16.	Craig Stopa	1984	0	32	15	77
17.	Pete Dawkins	1958	12	0	0	*74
	Trent Steelman	2011	12	0	0	*74
19.	Jim Cain	1949	12	0	0	72
	Patmon Malcom	1990	0	36	12	72
	Michael Wallace	2000	12	0	0	72

TOUCHDOWNS SCORED

No.	Player	Year	R	RC	RT	Total
1.	Glenn Davis	1944	14	4	2	20
2.	Felix "Doc" Blanchard	1945	13	3	3	19
3.	Glenn Davis	1945	15	3	0	18
4.	Carlton Jones	2004	17	0	0	17
	Trent Steelman	2012	17	0	0	17
6.	Tory Crawford	1986	15	0	0	15
7.	Bob Anderson	1957	12	2	0	14
8.	Glenn Davis	1946	7	6	0	13
	Gil Stephenson	1949	12	1	0	13
	Tommy Bell	1954	12	1	0	13
	Mike Mayweather	1989	13	0	0	13
12.	Trent Steelman	2011	12	0	0	12
13.	Pat Uebel	1953	10	1	0	11
	Bob Kyasky	1956	11	0	0	11
	Pete Dawkins	1957	8	3	0	11
	Charlie Jarvis	1968	11	0	0	11
	Jimmy Hill	1978	9	2	0	11
	Doug Black	1984	11	0	0	11
	Calvin Cass	1989	9	2	0	11
	Scott Wesley	2005	10	1	0	11
	Trent Steelman	2010	11	0	0	11

*includes two-point conversions



SCORING RECORDS

FIELD GOAL PERCENTAGE (MIN. 10 ATTEMPTS)

No.	Player	Year	FGM	FGA	PCT
1.	Craig Stopa	1984	15	17	88.2
2.	Patmon Malcom	1990	12	14	85.7
	J. Parker	1996	18	21	85.7
4.	Keith Walker	1987	10	12	83.3
	Keith Walker	1988	15	18	83.3
6.	Mike Castelli	1976	8	10	80.0
	Keith Havenstrite	1989	8	10	80.0
	Kurt Heiss	1994	8	10	80.0
	Eric Olsen	1997	12	15	80.0
10.	Eric Olsen	1998	13	17	76.5
11.	Dave Aucoin	1980	9	12	75.0
	Alex Carlton	2009	18	24	75.0
13.	Derek Jacobs	2001	8	11	72.7
14.	Jim Barclay	1971	10	14	71.4
15.	Craig Stopa	1983	12	17	70.6
	Austin Miller	2006	12	17	70.6
17.	Jim Barclay	1973	7	10	70.0
	Dave Aucoin	1979	7	10	70.0
19.	J. Parker	1995	9	13	69.2
20.	Alex Carlton	2010	15	22	68.2

EXTRA POINT PERCENTAGE (MIN. 15 ATTEMPTS)

No.	Player	Year	PAT	ATT	PCT
1.	Corky Messner	1978	21	21	100.0
	Craig Stopa	1982	16	16	100.0
	Craig Stopa	1985	44	44	100.0
	Harold "Bit" Rambusch	1986	20	20	100.0
	Keith Walker	1987	20	20	100.0
	Keith Havenstrite	1989	36	36	100.0
	Patmon Malcom	1990	36	36	100.0
	Patmon Malcom	1992	25	25	100.0
	J. Parker	1995	36	36	100.0
	J. Parker	1996	40	40	100.0
	Matt Parker	1999	27	27	100.0
	Austin Miller	2006	26	26	100.0
	Matthew Campbell	2008	15	15	100.0
14.	Alex Carlton	2010	41	42	97.6
15.	Keith Walker	1988	35	36	97.2
16.	Arden Jensen	1968	31	32	96.9
17.	Rox Shain	1952	21	22	95.5
18.	Anthony Zurisko	2003	20	21	95.2
19.	Paul Stelzer	2002	19	20	95.0
20.	Arden Jensen	1969	17	18	94.4

EXTRA POINT KICKS MADE

No.	Player	Year	ATT	PAT
1.	Dick Walterhouse	1944	58	47
2.	Craig Stopa	1985	44	44
3.	Dick Walterhouse	1945	56	43
4.	Jack Mackmull	1949	52	42
5.	Alex Carlton	2010	42	41
6.	J. Parker	1996	40	40
7.	Keith Havenstrite	1989	36	36
	Patmon Malcom	1990	36	36
	J. Parker	1995	36	36
10.	Al Pollard	1950	38	35
	Keith Walker	1988	36	35
12.	Alex Carlton	2011	38	33
13.	Craig Stopa	1984	35	32
14.	Arden Jensen	1968	32	31
15.	Rocco Wicks	1993	32	30
16.	Ralph Chesnauskas	1954	36	27
	Matt Parker	1999	27	27
	Brendan Mullen	2000	29	27
19.	Dick Heydt	1961	28	26
	Mike Castelli	1977	32	26
	Austin Miller	2006	26	26

EXTRA POINT KICKS ATTEMPTED

No.	Player	Year	PAT	ATT
1.	Dick Walterhouse	1944	47	58
2.	Dick Walterhouse	1945	43	56
3.	Jack Mackmull	1949	42	52
4.	Craig Stopa	1985	44	44
5.	Alex Carlton	2010	41	42
6.	J. Parker	1996	40	40
7.	Al Pollard	1950	35	38
	Alex Carlton	2011	33	38
9.	Ralph Chesnauskas	1954	27	36
	Keith Walker	1988	35	36
	Keith Havenstrite	1989	36	36
	Patmon Malcom	1990	36	36
	J. Parker	1995	36	36
14.	Craig Stopa	1984	32	35
15.	Arden Jensen	1968	31	32
	Mike Castelli	1977	26	32
	Rocco Wicks	1993	30	32
18.	Brendan Mullen	2000	27	29
19.	Dick Heydt	1961	26	28
	Derek Jacobs	2001	25	28

LONGEST FIELD GOAL

1.	53	Craig Stopa vs. Yale (10-5-85)
2.	52	Gene Vidal vs. Notre Dame (11-4-16) (drop kick)
	52	Dave Aucoin vs. Lehigh (10-11-80)
	52	Craig Stopa vs. Boston College (10-12-85)
	52	Kurt Heiss vs. Navy (12-3-94)
6.	51	Harold "Bit" Rambusch vs. Northwestern (9-20-86)
	51	Alex Carlton vs. Vanderbilt (10-10-09)
8.	50	Dave Aucoin vs. Duke (10-6-79)
	50	Craig Stopa vs. Missouri (9-11-82)
	50	Craig Stopa vs. Rutgers (10-8-83)
	50	Craig Stopa vs. Air Force (11-3-84)
12.	49	Joe Riley vs. Baylor (9-17-05)
	49	Justin Koenig vs. Akron (10-22-05)
	49	Alex Carlton vs. Kent State (11-13-10)
14.	48	Matt Parker vs. Wake Forest (9-11-99)
15.	47	Justin Koenig vs. Air Force (11-20-04)
	47	Austin Miller vs. Baylor (9-23-06)

CAREER

POINTS SCORED

No.	Player	Years	TD	PAT	FG	PTS
1.	Glenn Davis	1943-46	59	0	0	354
2.	Trent Steelman	2009-12	45	0	0	*274
3.	Craig Stopa	1982-85	0	106	48	250
4.	Mike Mayweather	1987-90	38	0	0	*230
5.	Felix "Doc" Blanchard	1944-46	38	0	0	228
6.	Carlton Jones	2002-05	37	0	0	*224
7.	Tory Crawford	1984-87	35	0	0	*214
8.	Arden Jensen	1968-70	0	59	35	164
9.	Patmon Malcom	1990-92	0	79	28	163
10.	Pete Dawkins	1956-58	26	0	0	*158
11.	J. Parker	1995-96	0	76	27	157
12.	Gil Stephenson	1948-50	26	0	0	156
	Bob Anderson	1957-59	25	0	0	*156
14.	Alex Carlton	2008-11	0	87	36	195
15.	Keith Walker	1985-88	0	70	27	151
16.	Charlie Jarvis	1966-68	24	0	0	*146
17.	Michael Wallace	1998-00	24	0	0	144
18.	Pat Uebel	1953-55	22	0	0	132
19.	Lynn Moore	1967-69	21	0	0	126
20.	Clarence Jones	1984-86	20	0	0	*124

*includes two-point conversions

SINGLE-GAME SCORING RECORDS

Most Points Scored

45, Elmer Oliphant vs. Villanova (10-28-16)

Most Touchdowns Scored

6, Elmer Oliphant vs. Villanova (10-28-16)

Most Field Goals Made

5, Craig Stopa vs. Air Force (11-3-84)

Most Field Goals Attempted

8, Edgar Garbisch vs. Navy (11-29-24)

Most PAT Kicks Made

11, Dick Waterhouse vs. Villanova (11-4-44)

Most PAT Kicks Attempted

12, Dick Waterhouse vs. Villanova (11-4-44)

Most Touchdowns Scored

6, Elmer Oliphant vs. Villanova (10-28-16)

Most Touchdowns Responsible For

5, Leamon Hall vs. Massachusetts (9-10-77);

Tory Crawford vs. Lafayette (11-15-86); Trent

Steelman vs. Temple (10-6-10)

MISCELLANEOUS SCORING RECORDS

Most Games Scoring a Touchdown

31, Glenn Davis (1943-46)

Former NCAA Record

Most Games Scoring Two or More Touchdowns

17, Glenn Davis (1943-46)

Former NCAA Record

Most Touchdowns and Points Scored by Two Players, Same Team

Career: 97 and 585, Glenn Davis (59, 354) and

Felix "Doc" Blanchard (38, 231) (1943-46)

Most Touchdowns Scored by Players on the Same Team in Consecutive Games

5, Tielor Robinson, Army vs. Cincinnati, 10-9-04

(3 rushing, 2 receiving) and Carlton Jones, Army

vs. USF, 10-16-04 (5 rushing)

NCAA Record

TOUCHDOWNS SCORED

No.	Player	Years	R	RC	RT	Total
1.	Glenn Davis	1943-46	43	14	2	59
2.	Trent Steelman	2009-12	45	0	0	45
3.	Felix "Doc" Blanchard	1944-46	26	7	5	38
	Mike Mayweather	1987-90	37	1	0	38
5.	Carlton Jones	2002-05	33	4	0	37
6.	Tory Crawford	1984-87	35	0	0	35
7.	Gil Stephenson	1948-50	25	1	0	26
	Pete Dawkins	1956-58	16	9	1	26
9.	Bob Anderson	1957-59	21	4	0	25
10.	Charlie Jarvis	1966-68	22	2	0	24
	Michael Wallace	1998-00	23	1	0	24
12.	Pat Uebel	1953-55	21	1	0	22
13.	Lynn Moore	1967-69	18	1	2	21
14.	Clarence Jones	1984-86	20	0	0	20
15.	Jeremy Trimble	2004-07	1	15	3	19
16.	Al Rushatz	1959-61	18	0	0	18
17.	Greg King	1974-77	16	1	0	17
	Gerald Walker	1979-82	16	1	0	17
	Willie McMillian	1988-91	17	0	0	17
	Bobby Williams	1995-98	16	1	0	17



SCORING RECORDS

TOUCHDOWNS RESPONSIBLE FOR

No.	Player	Years	R	P	RC	RT	Total
1.	Glenn Davis	1943-46	43	12	14	2	71
2.	Trent Steelman	2009-12	45	14	0	0	59
3.	Leamon Hall	1974-77	13	38	0	0	51
4.	Tory Crawford	1984-87	35	8	0	0	43
5.	Felix "Doc" Blanchard	1944-46	26	0	7	5	38
	Mike Mayweather	1987-90	37	0	1	0	38
7.	Zac Dahman	2002-05	1	36	0	0	37
	Carlton Jones	2002-05	33	0	4	0	37
9.	Arnold Galiffa	1946-49	10	21	0	0	31
10.	Bob Anderson	1957-59	21	5	4	0	30
11.	Ronnie McAda	1994-96	16	13	0	0	29
12.	Pete Dawkins	1956-58	16	1	9	1	27
13.	Gil Stephenson	1948-50	25	0	1	0	26
	Pete Vann	1951-54	1	25	0	0	26
15.	Charlie Jarvis	1966-68	22	0	2	0	24
	Michael Wallace	1998-00	23	0	1	0	24
17.	Pat Uebel	1953-55	21	0	1	0	22
	Steve Lindell	1966-68	7	15	0	0	22
	Kingsley Fink	1971-73	4	18	0	0	22
	Willie McMillian	1988-91	17	5	0	0	22

FIELD GOALS MADE

No.	Player	Years	FGA	FGM
1.	Craig Stopa	1982-85	68	48
2.	Alex Carlton	2008-11	52	36
3.	Arden Jensen	1968-70	60	35
4.	Patmon Malcom	1990-92	46	28
5.	Keith Walker	1985-88	32	27
	J. Parker	1995-96	34	27
7.	Eric Olsen	1995-98	32	25
8.	Dave Aucoin	1979-81	39	24
9.	Jim Barclay	1971-73	32	21
10.	Austin Miller	2004-06	22	16
11.	Mike Castelli	1974-77	25	15
12.	Dick Heydt	1961-63	25	13
13.	Justin Koenig	2004-06	15	10
	Daniel Grochowski	2012-	16	10
15.	Keith Havenstrite	1989	10	8
	Rocco Wicks	1992-93	14	8
	Kurt Heiss	1993-94	10	8
	Matt Parker	1999	14	8
	Derek Jacobs	2001	11	8
	Owen Tolson	2005-07	15	8
	Matthew Campbell	2008-10	12	8

FIELD GOALS ATTEMPTED

No.	Player	Years	FGM	FGA
1.	Craig Stopa	1982-85	48	68
2.	Arden Jensen	1968-70	35	60
3.	Alex Carlton	2008-11	36	52
4.	Patmon Malcom	1990-92	28	46
5.	Dave Aucoin	1979-81	24	39
6.	J. Parker	1995-96	27	34
7.	Jim Barclay	1971-73	21	32
	Keith Walker	1985-88	27	32
	Eric Olsen	1995-98	25	32
10.	Dick Heydt	1961-63	13	25
	Mike Castelli	1974-77	15	25
12.	Austin Miller	2004-06	16	22
13.	Nick Kurilko	1965-67	7	21
	Daniel Grochowski	2012-	10	16
15.	Justin Koenig	2004-06	10	15
	Owen Tolson	2005-07	8	15
17.	Rocco Wicks	1992-93	8	14
	Matt Parker	1999	8	14
19.	Harold "Bit" Rambusch	1985-88	6	13
20.	Matthew Campbell	2008-10	8	12

FIELD GOAL PERCENTAGE (MIN. 10 ATTEMPTS)

No.	Player	Years	FGM	FGA	PCT
1.	Keith Walker	1985-88	27	32	84.4
2.	Keith Havenstrite	1989	8	10	80.0
	Kurt Heiss	1993-94	8	10	80.0
4.	J. Parker	1995-96	27	34	79.4
5.	Eric Olsen	1995-98	25	32	78.1
6.	Derek Jacobs	2001	8	11	72.7
	Austin Miller	2004-06	16	22	72.7
8.	Craig Stopa	1982-85	48	68	70.6
9.	Alex Carlton	2008-11	33	46	69.2
10.	Justin Koenig	2004-06	10	15	66.7
	Matthew Campbell	2008-	8	12	66.7
12.	Jim Barclay	1971-73	21	32	65.6
	Daniel Grochowski	2012-	10	16	62.5
14.	Dave Aucoin	1979-81	24	39	61.5
15.	Patmon Malcom	1990-92	28	46	60.9
16.	Mike Castelli	1974-77	15	25	60.0
17.	Arden Jensen	1968-70	35	60	58.3
18.	Rocco Wicks	1993	8	14	57.1
	Matt Parker	1999	8	14	57.1
20.	Owen Tolson	2005-07	8	15	53.3

EXTRA POINT KICKS ATTEMPTED

No.	Player	Years	PAT	ATT
1.	Dick Walterhouse	1944-45	90	114
2.	Craig Stopa	1982-85	106	109
3.	Alex Carlton	2008-11	87	93
4.	Jack Mackmull	1947-49	67	87
5.	Ralph Chesnauskas	1953-55	64	83
6.	Patmon Malcom	1990-92	79	82
7.	J. Parker	1995-96	76	76
8.	Keith Walker	1985-88	70	71
9.	Mike Castelli	1974-77	56	68
10.	Dick Heydt	1961-63	54	65
11.	Arden Jensen	1968-70	59	61
12.	Austin Miller	2004-06	49	53
13.	Dave Aucoin	1979-81	42	48
	Eric Olsen	1997-98	43	48
15.	Al Pollard	1950	35	38
16.	Jim Barclay	1971-73	31	36
	Keith Havenstrite	1989	36	36
18.	Maurice Hilliard	1956-58	22	33
19.	Harold "Bit" Rambusch	1985-88	32	32
	Rocco Wicks	1992-93	30	32

EXTRA POINT KICKS MADE

No.	Player	Years	ATT	PAT
1.	Craig Stopa	1982-85	109	106
2.	Dick Walterhouse	1944-45	114	90
3.	Alex Carlton	2008-11	93	87
4.	Patmon Malcom	1990-92	82	79
5.	J. Parker	1995-96	76	76
6.	Keith Walker	1985-88	71	70
7.	Jack Mackmull	1947-49	87	67
8.	Ralph Chesnauskas	1953-55	83	64
9.	Arden Jensen	1968-70	61	59
10.	Mike Castelli	1974-77	68	56
11.	Dick Heydt	1961-63	65	54
12.	Austin Miller	2004-06	53	49
13.	Eric Olsen	1995-98	48	43
14.	Dave Aucoin	1979-81	48	42
15.	Keith Havenstrite	1989	36	36
16.	Al Pollard	1950	38	35
17.	Harold "Bit" Rambusch	1985-88	32	32
18.	Jim Barclay	1971-73	36	31
19.	Rocco Wicks	1992-93	32	30
20.	Tom Blanda	1958-60	N/A	29

EXTRA POINT PERCENTAGE (MIN. 20 ATTEMPTS)

No.	Player	Years	PAT	ATT	PCT
1.	Corky Messner	1977-78	22	22	100.0
	Harold "Bit" Rambusch	1985-88	32	32	100.0
	Keith Havenstrite	1989	36	36	100.0
	J. Parker	1995-96	76	76	100.0
	Matt Parker	1999	27	27	100.0
	Justin Koenig	2004-06	24	24	100.0
7.	Keith Walker	1985-88	70	71	98.6
8.	Craig Stopa	1982-85	106	109	97.2
9.	Arden Jensen	1968-70	59	61	96.7
10.	Patmon Malcom	1990-92	79	82	96.3
11.	Rox Shain	1952	21	22	95.5
12.	Anthony Zurisko	2003	20	21	95.2
13.	Paul Stelzer	2002	19	20	95.0
14.	Rocco Wicks	1993	30	32	93.8
15.	Alex Carlton	2008-11	87	93	93.5
16.	Brendan Mullen	1999-00	27	29	93.1
17.	Kurt Heiss	1993-94	25	27	92.6
18.	Austin Miller	2004-06	49	53	92.5
19.	Al Pollard	1950	35	38	92.1
20.	Adam DeMarco	2007-08	22	24	91.7

ARMY ALL-TIME PAT STREAKS (MINIMUM 40)

Player	PAT-ATT	Years	Career PAT	Career ATT	Career PCT
J. Parker	76-76	1995-96	76	76	1.000
Craig Stopa	60-60	1984-85	106	109	.972
Alex Carlton	53-53	2009-10	87	93	.935
Keith Walker	47-47	1985-88	70	71	.986
Patmon Malcom	41-41	1990-91	79	82	.963
Craig Stopa	40-40	1982-84	106	109	.972

ARMY ALL-TIME FIELD GOAL STREAKS (MINIMUM 8)

Player	FG-ATT	Years	Career FG	Career ATT	Career PCT
Arden Jensen	*11-11	1970	35	60	.593
J. Parker	11-11	1996	27	34	.794
Alex Carlton	11-11	2010	33	46	.692
Craig Stopa	9-9	1984-85	48	68	.706
Keith Walker	9-9	1987	27	32	.844
Craig Stopa	8-8	1984	48	68	.706
Patmon Malcom	8-8	1990	28	46	.609
Eric Olsen	8-8	1997-98	25	32	.781

*Tied NCAA record at time of accomplishment



ALL-PURPOSE RECORDS

MOST NET YARDS GAINED

Game: 377, Barry Armstrong vs. Tennessee (9-22-73)
 Season: 1,795, Lynn Moore (1969)
 Career: 5,594, Mike Mayweather (1987-90)

GAME

200-YARD ALL-PURPOSE GAMES

No.	Yds.	Player	Year
1.	377	Barry Armstrong vs. Tennessee	1973
2.	330	Pete Dawkins vs. Villanova	1958
3.	291	Lynn Moore vs. Texas A&M	1969
4.	274	Rod Richardson vs. Rutgers	1998
5.	269	Michael Wallace vs. Louisville	1999
		Scott Wesley vs. Tulane	2004
7.	261	Mike Mayweather vs. Holy Cross	1989
8.	258	Jeremy Trimble vs. Temple	2007
9.	255	Glenn Davis vs. Columbia	1946
		Scott Wesley vs. C. Michigan	2005
11.	253	Charlie Jarvis vs. Boston College	1968
12.	250	Pete Dawkins vs. Tulane	1957
13.	245	Clarence Jones vs. Yale	1986
14.	244	Mike Mayweather vs. Boston College	1988
		Carlton Jones vs. USF	2004
16.	242	William White vs. Holy Cross	2002
		Corey Anderson vs. Boston College	2007
18.	240	Bob Kyasky vs. Colgate	1956
		Lynn Moore vs. Boston College	1968
20.	238	Bob Anderson vs. Virginia	1958
		Mike Mayweather vs. Rutgers	1990
22.	237	Edrian Oliver vs. Harvard	1991
23.	236	Rollie Stichweh vs. The Citadel	1964
		Carlton Jones vs. Air Force	2004
25.	235	Akili King vs. Colgate	1993
26.	234	Bob Anderson vs. Utah	1957
27.	232	Elwyn Rowan vs. Columbia	1947
		Omari Thompson vs. Houston	2000
29.	231	Pat Uebel vs. Navy	1954
		Gerald Walker vs. Princeton	1981
31.	229	James Cain vs. Columbia	1949
		Collin Mooney vs. Eastern Michigan	2008
33.	227	Mike Mayweather vs. VMI	1990
34.	225	Lynn Moore vs. Utah State	1969
35.	223	Dusty Triplett vs. Notre Dame	1970
36.	221	William White vs. Hawai'i	2003
37.	220	Carlton Jones vs. Cincinnati	2004
38.	218	Bob Hines vs. Air Force	1972
39.	217	Bob Anderson vs. Notre Dame	1957
		Lynn Moore vs. Navy	1969
		Jim Merriken vs. Boston College	1977
42.	216	Omari Thompson vs. UAB	2001
		Carlton Jones vs. Akron	200
44.	215	Freddie Attaya vs. VMI	1952
		Lynn Moore vs. Boston College	1969
46.	213	Carlton Jones vs. Arkansas State	2005
47.	212	Greg King vs. Holy Cross	1977
		William White vs. Houston	2003
		Collin Mooney vs. Rice	2008
		Jared Hassin vs. VMI	2010
		Trent Steelman vs. E. Michigan	2012
51.	209	Omari Thompson vs. Air Force	2000
52.	208	Tory Crawford vs. Lafayette	1986
53.	207	Mike Mayweather vs. Lafayette	1987
		Michael Wallace vs. Tulane	2000
55.	206	Mike Fahnestock vs. Lehigh	1980
		Scott Wesley vs. Connecticut	2005
		Collin Mooney vs. Tulane	2008
58.	204	Scott Wesley vs. Navy	2004
59.	202	Clarence Jones vs. Montana	1984
60.	201	Michael Wallace vs. Air Force	2000
61.	200	Lynn Moore vs. Vanderbilt	1969
		Ron Thomas vs. Notre Dame	1995

SEASON

ALL-PURPOSE YARDS

No.	Player	Year	Rush	REC	KR	PR	IR	Total
1.	Lynn Moore	1969	983	44	545	223	0	1795
2.	Mike Mayweather	1990	1338	0	334	0	0	1672
3.	William White	2002	13	384	1239	10	0	1646
4.	Scott Wesley	2005	528	46	833	218	0	1625
5.	Glenn Davis	1946	712	348	179	272	0	1511
6.	Carlton Jones	2004	1269	237	0	0	0	1506
7.	Mike Mayweather	1989	1177	46	234	0	0	1457
8.	Corey Anderson	2007	26	339	1078	0	0	1443
9.	Omari Thompson	2000	29	451	716	211	0	1407
10.	Collin Mooney	2008	1339	59	0	0	0	1398
11.	Mike Mayweather	1988	1022	48	325	0	0	1395
12.	Glenn Davis	1945	944	213	NA	230	0	1387
13.	Michael Wallace	2000	1157	187	0	0	0	1344
14.	Raymond Maples	2012	1215	108	0	0	0	1323
15.	Glenn Davis	1944	667	221	118	291	0	1297
16.	Scott Wesley	2004	0	7	1248	20	0	1275
17.	Greg King	1977	961	113	191	0	0	1265
	Carlton Jones	2005	1024	241	0	0	0	1265
19.	Trent Steelman	2012	1248	4	0	0	0	1252
20.	Pete Dawkins	1958	428	494	132	162	33	1249
21.	Gerald Walker	1981	1053	158	23	0	0	1234
22.	William White	2003	12	433	785	0	0	1230
23.	Jeremy Trimble	2007	9	912	13	280	0	1214
24.	Raymond Maples	2011	1066	5	116	0	0	1187
25.	Tommy Bell	1954	1020	87	55	12	0	1174
	Markus Hardy	1974	495	8	671	0	0	1174
	Chad Davis	1992	530	92	552	0	0	1174
28.	Jared Hassin	2010	1013	154	0	0	0	1167
29.	Doug Black	1984	1148	6	0	0	0	1154
30.	Bob Anderson	1957	983	82	44	0	39	1148
31.	Charlie Jarvis	1968	1110	28	0	0	0	1138
32.	Jimmy Hill	1978	678	140	301	0	0	1119
33.	Omari Thompson	2001	61	217	739	99	0	1116
34.	Pete Dawkins	1957	665	225	140	80	0	1110
35.	Elton Akins	1982	0	391	701	0	0	1092

CAREER

ALL-PURPOSE YARDS

No.	Player	Year	Rush	REC	KR	PR	IR	Total
1.	Mike Mayweather	1987-90	4299	181	1114	0	0	5594
2.	Glenn Davis	1943-46	2957	850	297*	1057	0	5161
3.	Carlton Jones	2002-05	3536	826	0	0	0	4362
4.	Gerald Walker	1979-82	2700	273	452	0	0	3425
5.	Omari Thompson	1999-01	385	808	1827	392	0	3412
6.	Trent Steelman	2009-12	3320	5	0	0	0	3325
7.	Lynn Moore	1967-69	1511	386	925	364	0	3186
8.	Scott Wesley	2003-05	528	53	2221	238	0	3040
9.	Jeremy Trimble	2004-07	50	2330	13	280	0	2998
10.	William White	2001-03	25	817	2045	10	0	2897
11.	Raymond Maples	2010-	2489	151	162	0	0	2802
12.	Greg King	1974-77	1992	310	335	20	0	2657
13.	Chad Davis	1991-93	1148	244	1173	0	0	2565
14.	Corey Anderson	2004-07	260	644	1587	51	0	2542
15.	Elton Akins	1981-83	771	589	1156	0	0	2516
16.	Charlie Jarvis	1966-68	2334	112	42	0	0	2488
17.	Michael Wallace	1998-00	2275	211	0	0	0	2486
18.	Clarence Jones	1984-86	1593	130	702	0	0	2425
19.	Bob Anderson	1957-59	1887	245	100	94	81	2407
20.	Pete Dawkins	1956-58	1123	719	272	242	33	2356
21.	Tommy Bell	1951-54	1754	178	314	97	0	2343
22.	Clennie Brundidge	1975-78	27	2279	15	0	0	2321
23.	Tory Crawford	1984-87	2313	0	0	0	0	2313
24.	Pat Uebel	1953-55	1611	179	214	297	0	2301
25.	Bobby Williams	1995-98	1925	253	0	0	0	2178
26.	Doug Black	1984-85	2098	46	0	0	0	2144
27.	Malcolm Brown	2009-12	1468	322	273	0	0	2063
28.	Patrick Mealy	2007-10	1542	146	372	0	0	2060
29.	Edrian Oliver	1988-91	753	72	1179	0	0	2004
30.	Gil Stephenson	1948-50	1861	74	65	0	0	2000



PUNTING RECORDS

TEAM RECORDS

MOST PUNTS

Season: 91 (1973)

FEWEST PUNTS

Season: 22 (1954)

HIGHEST YARDS-PER-PUNT AVERAGE

Season: 44.5 (1998)

INDIVIDUAL RECORDS

MOST PUNTS

Game: 19, Jack Buckler vs. West Virginia (11-19-32)

Season: 88, Dave Hohnstine (1973);

Charlie Adams (1979)

Career: 274, Joe Sartiano (1980-83)

HIGHEST YARDS-PER-PUNT AVERAGE

Game (min. 5 Att.): 58.2, Owen Tolson vs. Air Force (11-3-07)

Season (min. 20): 45.0, Owen Tolson (2007)

Career (min. 50): 44.1, Graham White (1998-99)

LONGEST PUNT

Game: 88, Ian Hughes vs. Air Force (11-11-95)

SEASON

MOST PUNTS — TEAM

No.	Punts	YDS	Year
1.	91	3309	1973
2.	89	3451	1979
3.	84	3072	2003
4.	80	3038	1971
5.	77	2958	1966
	77	3074	1982
7.	76	2720	1970
8.	75	3283	2007
9.	74	2923	1978
	74	2755	1965
11.	73	2819	2009
12.	72	3020	1983
13.	70	2530	1972

FEWEST PUNTS — TEAM

No.	Punts	YDS	Year
1.	22	642	1954
2.	23	742	1990
3.	26	866	1955
5.	32	1057	1993
6.	34	1172	1956
	34	1138	1958
	34	1391	1996
	34	1296	2012
10.	36	1250	1985
	36	1398	2011
12.	37	1494	1987
13.	38	1261	1957
	38	1544	1989
15.	40	1563	1986
	40	1591	1988

PUNTING YARDS — TEAM

No.	Yards	Punts	Year
1.	3451	89	1979
2.	3309	91	1973
3.	3283	75	2007
4.	3074	77	1982
5.	3072	84	2003
6.	3038	80	1971
7.	3020	72	1983
8.	2958	77	1966
9.	2923	74	1978
10.	2819	73	2009
11.	2755	74	1965
12.	2720	76	1970
13.	2711	62	1999
14.	2619	65	1981
15.	2530	70	1972

PUNTING AVERAGE — TEAM

No.	AVG	Punts	YDS	Year
1.	44.52	48	2137	1998
2.	43.77	75	3283	2007
3.	43.73	62	2711	1999
4.	43.54	52	2264	2001
5.	42.35	49	2075	1997
6.	42.18	49	2067	2006
7.	41.94	72	3020	1983
8.	40.91	34	1391	1996
9.	40.63	38	1544	1989
10.	40.38	37	1494	1987
11.	40.29	65	2619	1981
12.	39.92	77	3074	1982
13.	39.78	40	1591	1988
14.	39.50	74	2923	1978
15.	39.08	40	1563	1986

MOST PUNTS — INDIVIDUAL

No.	Player	Year	YDS	AVG	Punts
1.	Dave Hohnstine	1973	3202	36.4	88
	Charlie Adams	1979	3451	39.2	88
3.	Alex Bradford	2003	2897	38.1	76
4.	Joe Sartiano	1982	3070	40.9	75
5.	Ward Whyte	1978	2923	40.0	73
	Owen Tolson	2007	3283	45.0	73
7.	Jonathan Bulls	2009	2819	39.2	72
8.	Ron Danhof	1970	2522	35.5	71
	Ron Danhof	1971	2612	36.8	71
	Joe Sartiano	1983	3020	42.5	71
11.	Nick Kurilko	1965	2501	37.9	66
	Tom Dyrenforth	2004	2433	36.9	66
13.	Chris Castelli	2002	2383	36.7	65
14.	Joe Sartiano	1980	2412	37.7	64
	Joe Sartiano	1981	2619	40.9	64

PUNTING YARDS — INDIVIDUAL

No.	Player	Year	AVG	Punts	YDS
1.	Charlie Adams	1979	39.2	88	3451
2.	Owen Tolson	2007	45.0	73	3283
3.	Dave Hohnstine	1973	36.4	88	3202
4.	Joe Sartiano	1982	40.9	75	3070
5.	Joe Sartiano	1983	42.5	71	3020
6.	Ward Whyte	1978	40.0	73	2923
7.	Alex Bradford	2003	38.1	76	2897
8.	Jonathan Bulls	2009	39.2	72	2819
9.	Graham White	1999	43.7	62	2711
10.	Joe Sartiano	1981	40.9	64	2619
11.	Ron Danhof	1971	36.8	71	2612
12.	Ron Danhof	1970	35.5	71	2522
13.	Nick Kurilko	1965	37.9	66	2501
14.	Tom Dyrenforth	2004	36.9	66	2433
15.	Joe Sartiano	1980	37.7	64	2412

PUNTING AVERAGE — INDIVIDUAL

No.	Player	Year	Punts	YDS	AVG
1.	Owen Tolson	2007	73	3283	45.0
2.	Graham White	1998	47	2101	44.7
3.	Dan MacElroy	2001	51	2264	44.4
4.	Graham White	1999	62	2711	43.7
5.	Joe Sartiano	1983	71	3020	42.5
6.	Scot Lord	1997	49	2075	42.4
7.	Owen Tolson	2006	49	2067	42.2
8.	Joe Sartiano	1981	64	2619	40.9
	Joe Sartiano	1982	75	3070	40.9
	Scot Lord	1996	34	1391	40.9
11.	Greg Pease	1989	38	1544	40.6
12.	Harold "Bit" Rambusch	1987	37	1494	40.4
13.	Owen Tolson	2005	59	2370	40.2
14.	Ward Whyte	1978	73	2923	40.0
	Mark Houston	1994	43	1718	40.0

CAREER

MOST PUNTS

No.	Player	Years	YDS	AVG	Punts
1.	Joe Sartiano	1980-83	11121	40.6	274
2.	Ward Whyte	1975-78	7495	39.5	190
3.	Owen Tolson	2005-07	7720	42.7	181
4.	Ron Danhof	1970-72	6111	35.7	171
5.	Harold "Bit" Rambusch	1985-88	5849	38.5	152
6.	Dick Peterson	1961-63	5433	36.7	148
7.	Nick Kurilko	1965-67	5465	38.0	144
8.	Jonathan Bulls	2008-10	4996	39.0	128
9.	Dave Hohnstine	1972-73	4592	36.7	125
10.	Dan MacElroy	2000-01	4518	41.1	110
11.	Graham White	1998-99	4812	44.2	109
12.	Dave Hoopengardner	1974-75	3662	35.2	104
13.	Charlie Adams	1977-79	3602	38.7	93
14.	Scot Lord	1996-97	3466	41.8	83
15.	Freddie Attaya	1951-53	3112	38.0	82
16.	Todd Hawkins	1990-93	2943	36.8	80
17.	Alex Bradford	2003	2897	38.1	76
18.	Tom Dyrenforth	2003-04	2594	36.5	71
19.	Bob Blaik	1949-50	2463	37.4	66
20.	Mark Houston	1993-94	2430	37.4	65
	Chris Castelli	2002	2383	36.7	65
	Chris Boldt	2009-11	2530	38.9	65

PUNTING YARDS

No.	Player	Years	AVG	Punts	YDS
1.	Joe Sartiano	1980-83	40.6	274	11121
2.	Owen Tolson	2005-07	42.7	181	7720
3.	Ward Whyte	1975-78	39.5	190	7495
4.	Ron Danhof	1970-72	35.7	171	6111
5.	Harold "Bit" Rambusch	1985-88	38.5	152	5849
6.	Nick Kurilko	1965-67	38.0	144	5465
7.	Dick Peterson	1961-63	36.7	148	5433
8.	Jonathan Bulls	2008-10	39.0	128	4996
9.	Graham White	1998-99	44.2	109	4812
10.	Dave Hohnstine	1972-73	36.7	125	4592
11.	Dan MacElroy	2000-01	41.1	110	4518
12.	Dave Hoopengardner	1974-75	35.2	104	3662
13.	Charlie Adams	1977-79	38.7	93	3602
14.	Scot Lord	1996-97	41.8	83	3466
15.	Freddie Attaya	1951-53	38.0	82	3112
16.	Todd Hawkins	1990-93	36.8	80	2943
17.	Alex Bradford	2003	38.1	76	2897
18.	Tom Dyrenforth	2003-04	36.5	71	2594
19.	Chris Boldt	2009-12	38.9	65	2530
20.	Bob Blaik	1949-50	37.4	66	2463

PUNTING AVERAGE

No.	Player	Years	Punts	YDS	AVG
1.	Graham White	1998-99	109	4812	44.2
2.	Owen Tolson	2005-07	181	7720	42.7
3.	Scot Lord	1996-97	83	3466	41.8
4.	Dan MacElroy	2000-01	110	4518	41.1
5.	Joe Sartiano	1980-83	274	11121	40.6
6.	Ward Whyte	1975-78	190	7495	39.5
7.	Andrew Rinehart	2006-08	60	2349	39.2
8.	Ron Wasilewski	1966	50	1949	39.0
	Jonathan Bulls	2008-10	128	4996	39.0
10.	Chris Boldt	2009-12	65	2530	38.9
11.	Charlie Adams	1977-79	93	3602	38.7
12.	Harold "Bit" Rambusch	1985-88	152	5849	38.5
13.	Alex Bradford	2003	76	2897	38.1
14.	Freddie Attaya	1951-53	82	3112	38.0
	Nick Kurilko	1965-67	144	5465	38.0
16.	Bob Blaik	1949-50	66	2463	37.4
	Mark Houston	1993-94	65	2430	37.4
18.	Todd Hawkins	1990-93	80	2943	36.8
19.	Dick Peterson	1961-63	148	5433	36.7
	Dave Hohnstine	1972-73	125	4592	36.7
	Chris Castelli	2002	65	2383	36.7



KICKOFF RETURN RECORDS

MOST KICK RETURNS

Game: 9, Mike Gaines vs. Nebraska (9-23-72);
Devon Maness vs. Stanford (10-4-75)
Season: 55, William White (2002)
Career: 102, Scott Wesley (2003-05)

MOST NET YARDS GAINED

Game: 269, Scott Wesley vs. Tulane (11-13-04)
Season: 1,248, Scott Wesley (2004)
Career: 2,221, Scott Wesley (2003-05)

HIGHEST YARDS-PER-RETURN AVERAGE

Season (min. 10 ret.): 26.9, Elton Akins (1982)
(26 for 701 yards)
Season (min. 20 ret.): 26.9, Elton Akins (1982)
(26 for 701 yards)
Career (min. 40 ret.): 25.1, Elton Akins (1981-83)
(46 for 1,156 yards)
Career (min. 50 ret.): 22.9, William White (2001-03)
(89 for 2,035 yards)

LONGEST KICKOFF RETURN

110-Yard Field: 110 yards, Ray Hill vs. New York University (11-12-1804)
100-Yard Field: 100 yards, Bob Stuart vs. Pennsylvania (11-13-48); Markus Hardy vs. Duke (10-12-74); Elton Akins vs. Columbia (10-30-82)

SEASON

KICKOFF RETURNS

No.	Player	Year	AVG	YDS	RET
1.	William White	2002	22.5	1239	55
2.	Scott Wesley	2004	23.1	1248	54
3.	Corey Anderson	2007	24.5	1078	44
4.	Scott Wesley	2005	19.8	833	42
5.	Damion Hunter	2009	20.5	818	40
6.	Dondra Jolly	1994	19.9	735	37
	Omari Thompson	2000	19.4	716	37
8.	William White	2003	23.8	785	33
9.	Mike Gaines	1972	18.2	563	31
10.	Scott Williams	2011	20.6	679	30
11.	Markus Hardy	1974	23.1	671	29
12.	Omari Thompson	2001	26.4	739	28
13.	Bruce Simpson	1970	19.6	510	26
	Elton Akins	1982	27.0	701	26
	Jameson Carter	2008	20.8	542	26
	Josh Jackson	2010	20.1	523	26
	Julian Crockett	2012	19.2	498	26
18.	Alan Edwards	1986	25.1	628	25
19.	Lynn Moore	1969	23.7	545	23
	Chad Davis	1992	24.0	552	23
	Corey Anderson	2006	22.1	509	23

KICKOFF RETURN YARDS

No.	Player	Year	AVG	RET	YDS
1.	Scott Wesley	2004	23.1	54	1248
2.	William White	2002	22.5	55	1239
3.	Corey Anderson	2007	24.5	44	1078
4.	Scott Wesley	2005	19.8	44	1078
5.	Damion Hunter	2009	20.5	40	818
6.	William White	2003	23.8	33	785
7.	Omari Thompson	2001	26.4	28	739
8.	Dondra Jolly	1994	19.9	37	735
9.	Omari Thompson	2000	19.4	37	716
10.	Elton Akins	1982	27.0	26	701
11.	Markus Hardy	1974	23.1	29	671
12.	Alan Edwards	1986	25.1	25	628
13.	Scott Williams	2011	20.6	30	619
14.	Mike Gaines	1972	18.2	31	563
15.	Rod Richardson	1997	25.2	22	554
16.	Chad Davis	1992	24.0	23	552
17.	Lynn Moore	1969	23.7	23	545
18.	Jameson Carter	2008	20.8	26	542
19.	Josh Jackson	2010	20.1	26	523
20.	Rod Richardson	1998	24.8	21	521

KICKOFF RETURN AVERAGE (MIN. 10 RETURNS)

No.	Player	Year	RET	YDS	AVG
1.	Elton Akins	1982	26	701	26.96
2.	Dondra Jolly	1993	19	510	26.84
3.	Omari Thompson	2001	28	739	26.39
4.	Rod Richardson	1997	22	554	25.18
5.	Alan Edwards	1986	25	628	25.12
6.	Mike Mayweather	1988	13	325	25.00
7.	Rod Richardson	1998	21	521	24.81
8.	Corey Anderson	2007	44	1078	24.50
9.	Ron Thomas	1995	14	340	24.29
10.	Patrick Mealy	2008	12	291	24.25
11.	Chad Davis	1992	23	552	24.00
12.	Abel Young	1995	10	239	23.90
13.	William White	2003	33	785	23.79
14.	Lynn Moore	1969	23	545	23.70
15.	M. Mayweather	1989	10	234	23.40
16.	Brandon Rooney	1999	12	280	23.33
17.	Ron Thomas	1996	21	488	23.24
18.	Mike Gaines	1971	19	441	23.21
19.	Markus Hardy	1974	29	671	23.14
20.	Scott Wesley	2004	54	1248	23.11

KICKOFF RETURN TOUCHDOWNS

No.	Player	Year	TD
1.	Markus Hardy	1974	2
	Elton Akins	1982	2
3.	Doc Blanchard	1946	1
	Bob Stuart	1948	1
	Bobby Vinson	1949	1
	Bob Mischak	1951	1
	Lynn Moore	1969	1
	Abel Young	1995	1
	Omari Thompson	2001	1
	DJ Blackledge	2004	1
	Scott Wesley	2004	1
	Corey Anderson	2007	1

CAREER

KICKOFF RETURNS

No.	Player	Years	AVG	YDS	RET
1.	Scott Wesley	2003-05	21.8	2221	102
2.	William White	2001-03	22.9	2035	89
3.	Omari Thompson	1999-01	22.0	1827	83
4.	Corey Anderson	2004-07	23.7	1587	67
5.	Edrian Oliver	1988-91	20.3	1179	58
6.	Dondra Jolly	1993-94	22.2	1245	56
7.	Chad Davis	1991-93	21.7	1173	54
8.	Mike Gaines	1971-72	20.1	1004	50
9.	Mike Mayweather	1987-90	22.7	1114	49
	Rod Richardson	1995-98	24.5	1199	49
	Damion Hunter	2006-09	20.3	996	49
12.	Elton Akins	1981-83	25.1	1156	46
13.	Markus Hardy	1973-74	21.9	964	44
14.	Lynn Moore	1967-69	22.6	925	41
	Devon Maness	1975-76	18.5	757	41
16.	Bruce Simpson	1970-72	19.2	748	39
17.	Ron Thomas	1994-96	23.9	859	36
18.	Dee Bryant	1981-84	19.0	647	34
19.	Clarence Jones	1984-86	23.4	702	30
	Scott Williams	2010-	20.6	619	30

LONGEST KICKOFF RETURN (SINCE 1982; *TD)

No.	Player	Date	YDS
1.	Elton Akins vs. Columbia	10-30-82	*100
2.	Scott Wesley vs. Tulane	11-13-04	*97
3.	Omari Thompson vs. Navy	12-1-01	*96
4.	Elton Akins vs. Lafayette	9-18-82	*93
5.	Corey Anderson vs. Temple	9-29-07	*88
6.	Abel Young vs. Duke	9-16-95	*82
7.	D.J. Stancil vs. Navy	12-2-00	75
8.	Mike Mayweather vs. Boston College	11-19-88	72
9.	D.J. Blackledge vs. E. Carolina	10-30-04	*69
10.	Dondra Jolly vs. Lafayette	11-13-93	68
11.	William White vs. E. Carolina	10-18-03	67

KICKOFF RETURN YARDS

No.	Player	Years	RET	AVG	YDS
1.	Scott Wesley	2003-05	102	21.8	2221
2.	William White	2001-03	89	23.0	2045
3.	Omari Thompson	1999-01	83	22.0	1827
4.	Corey Anderson	2004-07	67	23.7	1587
5.	Dondra Jolly	1993-94	56	22.2	1245
6.	Rod Richardson	1996-98	49	24.5	1199
7.	Edrian Oliver	1988-91	58	20.3	1179
8.	Chad Davis	1991-93	54	21.7	1173
9.	Elton Akins	1981-83	46	25.1	1156
10.	Mike Mayweather	1987-90	49	22.7	1114
11.	Mike Gaines	1970-72	50	20.1	1004
12.	Damion Hunter	2006-09	49	20.3	996
13.	Markus Hardy	1973-74	44	21.9	964
14.	Lynn Moore	1967-69	41	22.6	925
15.	Ron Thomas	1994-96	36	23.9	859
16.	Devon Maness	1975-76	41	18.5	757
17.	Bruce Simpson	1970-72	39	19.2	748
18.	Clarence Jones	1984-86	30	23.4	702
19.	Alan Edwards	1985-86	26	25.0	650
20.	Dee Bryant	1981-84	34	19.0	647

KICKOFF RETURN AVERAGE (MIN. 30 RETURNS)

No.	Player	Years	RET	YDS	AVG
1.	Elton Akins	1981-83	46	1156	25.13
2.	Rod Richardson	1996-98	49	1199	24.47
3.	Ron Thomas	1994-96	36	859	23.86
4.	Corey Anderson	2004-07	67	1587	23.69
5.	Clarence Jones	1984-86	30	702	23.40
6.	William White	2001-03	89	2045	22.98
7.	Mike Mayweather	1987-90	49	1114	22.73
8.	Lynn Moore	1967-69	41	925	22.56
9.	Dondra Jolly	1993-94	56	1245	22.23
10.	Omari Thompson	1999-01	83	1827	22.01
11.	Markus Hardy	1973-74	44	964	21.91
12.	Scott Wesley	2003-05	102	2221	21.77
13.	Chad Davis	1991-93	54	1173	21.72
14.	Scott Williams	2010-	30	619	20.63
15.	Edrian Oliver	1988-91	58	1179	20.33
	Damion Hunter	2006-09	49	996	20.33
17.	Mike Gaines	1970-72	50	1004	20.08
18.	Bruce Simpson	1970-72	39	748	19.18
19.	Dee Bryant	1981-84	34	647	19.03
20.	Devon Maness	1975-76	41	757	18.46

KICKOFF RETURN TOUCHDOWNS

No.	Player	Year	TD
1.	Markus Hardy	1973-74	2
	Elton Akins	1981-83	2
3.	Felix "Doc" Blanchard	1944-46	1
	Bob Stuart	1947-48	1
	Bobby Vinson	1947-49	1
	Bob Mischak	1951-53	1
	Lynn Moore	1967-69	1
	Abel Young	1992-95	1
	Omari Thompson	1999-01	1
	DJ Blackledge	2004	1
	Scott Wesley	2003-05	1
	Corey Anderson	2004-07	1



PUNT RETURN RECORDS

MOST PUNT RETURNS

Game: 10, Hank Mazur vs. Notre Dame (11-1-41)
 Season: 36, Hank Mazur (1941); Frank Cosentino (1965)
 Career: 84, Glenn Davis (1943-46)

MOST NET YARDS GAINED

Game: 175, Felix Vidal vs. Yale (10-22-32)
 Season: 470, Felix Vidal (1932)
 Modern Season: 334, Frank Cosentino (1965)
 Career: 1,131, Lynn Moore (1967-69)

HIGHEST YARDS-PER-RETURN AVERAGE

Season (min. 10 ret.): 19.4, Aris Comeaux (2002)
 (12 for 233 yards)
 Season (min. 15 ret.): 18.1, Jeremy Trimble (2006)
 (18 for 325 yards)
 Season (min. 20 ret.): 11.3, Glenn Davis (1946)
 (24 for 272 yards)
 Career (min. 25 ret.): 16.4, Jeremy Trimble (2004-07)
 (37 for 605 yards)
 Career (min. 50 ret.): 12.6, Glenn Davis (1943-46)
 (84 for 1,057 yards)

LONGEST PUNT RETURN

110-Yard Field: 100 yards, Charles Wesson vs. Syracuse (11-18-1899)
 100-Yard Field: 94 yards, Fred Barofsky vs. Boston College (9-26-64)

SEASON

PUNT RETURNS

No.	Player	Year	AVG	YDS	RET
1.	Frank Cosentino	1965	9.3	334	36
2.	Scott Wesley	2005	6.6	218	33
3.	Lynn Moore	1969	8.0	223	28
4.	Van Evans	1967	11.2	281	25
5.	Glenn Davis	1946	11.3	272	24
	Matt Wotell	1970	8.7	210	24
7.	Jon Hallingstad	1979	3.4	78	23
	Chuck Gibbs	1991	9.4	216	23
9.	Glenn Davis	1943	12.0	264	22
	Glenn Davis	1945	10.5	230	22
	Brad Miller	1996	6.5	142	22
12.	Paul Wynn	1989	7.3	153	21
13.	Mike Gaines	1971	10.0	201	20
14.	Darold Londo	1985	11.4	216	19
	Jeremy Trimble	2007	14.7	280	19
16.	Ken Waldrop	1962	12.9	233	18
	Jeremy Trimble	2006	18.1	325	18
	Josh Jones	2009	5.8	105	18
	Josh Jackson	2010	7.3	132	18
20.	Chance Conner	1986	11.2	190	17
	Chance Conner	1987	5.6	95	17

PUNT RETURN YARDS

No.	Player	Year	RET	AVG	YDS
1.	Frank Cosentino	1965	36	9.3	334
2.	Jeremy Trimble	2006	18	18.1	325
3.	Glenn Davis	1944	16	18.2	291
4.	Van Evans	1967	25	11.2	281
5.	Jeremy Trimble	2007	19	14.7	280
6.	Glenn Davis	1946	24	11.3	272
7.	Glen Adams	1960	16	16.9	270
8.	Glenn Davis	1943	22	12.0	264
9.	Bill Hunter	1968	13	19.0	247
10.	Ken Waldrop	1962	18	12.9	233
	Aris Comeaux	2002	12	19.4	233
12.	Glenn Davis	1945	22	10.5	230
13.	Lynn Moore	1969	28	8.0	223
14.	Scott Wesley	2005	33	6.6	218
15.	Darold Londo	1985	19	11.4	216
	Chuck Gibbs	1991	23	9.4	216
17.	Omari Thompson	2000	12	17.6	211
18.	Matt Wotell	1970	24	8.7	210
19.	Mike Gaines	1971	20	10.0	201
20.	Larry Pruitt	1981	11	17.5	193

PUNT RETURN AVERAGE (MIN. 10 RETURNS)

No.	Player	Year	RET	YDS	AVG
1.	Aris Comeaux	2002	12	233	19.4
2.	Bill Hunter	1968	13	247	19.0
3.	Glenn Davis	1944	16	291	18.2
4.	Jeremy Trimble	2006	18	325	18.1
5.	Omari Thompson	2000	12	211	17.6
6.	Larry Pruitt	1981	11	193	17.5
7.	Pat Uebel	1953	11	187	17.0
8.	Glen Adams	1960	16	270	16.9
9.	Pete Dawkins	1958	10	162	16.2
10.	Rollie Stichweh	1964	11	170	15.5
11.	Ken Waldrop	1963	12	181	15.1
12.	Jeremy Trimble	2007	19	280	14.7
13.	Ken Waldrop	1962	18	233	12.9
14.	Rollie Stichweh	1962	13	166	12.8
15.	Glenn Davis	1943	22	264	12.0
16.	Joe Blackgrove	1960	12	143	11.9
17.	Darold Londo	1985	19	216	11.4
18.	Glenn Davis	1946	24	272	11.3
19.	Van Evans	1967	25	281	11.2
	Chance Conner	1986	17	190	11.2

PUNT RETURN TOUCHDOWNS

No.	Player	Year	TD
1.	Glenn Davis	1944	2
	Omari Thompson	2000	2
	Aris Comeaux	2002	2
	Jeremy Trimble	2006	2
5.	25 Times		1

(Last: Jeremy Trimble, 2007)

CAREER

PUNT RETURNS

No.	Player	Years	AVG	YDS	RET
1.	Glenn Davis	1943-46	12.6	1057	84
2.	Josh Jackson	2009-12	6.2	235	38
3.	Chance Conner	1985-87	8.1	300	37
	Paul Wynn	1987-89	6.3	233	37
	Jeremy Trimble	2004-07	16.4	605	37
6.	Frank Cosentino	1965	9.3	334	36
	Lynn Moore	1967-69	10.1	364	36
	Scott Wesley	2003-05	6.6	238	36
9.	Omari Thompson	1999-01	11.2	392	35
10.	Joe Blackgrove	1960-62	10.4	355	34
	Darold Londo	1984-85	9.2	314	34
12.	Ken Waldrop	1961-63	14.0	434	31
	Larry Pruitt	1979-82	10.7	332	31
14.	Chuck Gibbs	1990-91	8.8	263	30
15.	Phil Macklin	1975-78	6.8	197	29
16.	Matt Wotell	1970-71	8.6	243	28
	Brad Miller	1996-97	6.3	176	28
18.	Mike Gaines	1971-72	9.8	265	27
	Jim Cantelupe	1992-95	6.0	162	27
20.	Van Evans	1967	11.2	281	25

LONGEST KICKOFF RETURN (SINCE 1982; +TD)

No.	Player	Date	YDS
1.	Aris Comeaux vs. UAB	10-26-02	+88
2.	Omari Thompson vs. Air Force	11-4-00	+86
3.	Jeremy Trimble vs. Temple	9-29-07	+85
4.	Aris Comeaux vs. E. Carolina	10-5-02	+84
5.	Jeremy Trimble vs. VMI	10-7-06	+76
6.	Omari Thompson vs. Memphis	9-23-00	+72
7.	Ray Stith vs. Connecticut	9-6-03	+63
8.	Jeremy Trimble vs. Baylor	9-23-06	+59

* Fred Barofsky holds the Academy 100-yard field record with a 94-yard return versus Boston College (9-26-64)

^ Charles Wesson owns the 110-yard field record with a 100-yard return versus Syracuse (11-18-1899)

PUNT RETURN YARDS

No.	Player	Years	RET	AVG	YDS
1.	Glenn Davis	1943-46	84	12.6	1057
2.	Jeremy Trimble	2004-07	37	16.4	605
3.	Ken Waldrop	1961-63	31	14.0	434
4.	Omari Thompson	1999-01	35	11.2	392
5.	Lynn Moore	1967-69	36	10.1	364
6.	Glen Adams	1958-60	23	15.6	359
7.	Joe Blackgrove	1960-62	34	10.4	355
8.	Rollie Stichweh	1962-64	24	14.0	336
9.	Frank Cosentino	1965	36	9.3	334
10.	Larry Pruitt	1979-82	31	10.7	332
11.	Darold Londo	1984-85	34	9.2	314
12.	Chance Conner	1985-87	37	8.1	300
13.	Pat Uebel	1953-55	21	14.1	297
14.	Van Evans	1967	25	11.2	281
15.	Mike Gaines	1971-72	27	9.8	265
16.	Chuck Gibbs	1990-91	30	8.8	263
17.	Bill Hunter	1968	13	19.0	247
18.	Matt Wotell	1970-71	28	8.6	243
19.	Pete Dawkins	1957-58	18	13.4	242
20.	Scott Wesley	2003-05	36	6.6	238

PUNT RETURN AVERAGE (MIN. 20 RETURNS)

No.	Player	Years	RET	YDS	AVG
1.	Jeremy Trimble	2004-07	37	605	16.4
2.	Glen Adams	1958-60	23	359	15.6
3.	Pat Uebel	1953-55	21	297	14.1
4.	Ken Waldrop	1961-63	31	434	14.0
	Rollie Stichweh	1962-64	24	336	14.0
6.	Glenn Davis	1943-46	84	1057	12.6
7.	Van Evans	1967	25	281	11.2
8.	Omari Thompson	1999-01	35	392	11.2
9.	Larry Pruitt	1979-82	31	332	10.7
10.	Joe Blackgrove	1960-62	34	355	10.4
11.	Lynn Moore	1967-69	36	364	10.1
12.	Mike Gaines	1971-72	27	265	9.8
13.	Frank Cosentino	1965	36	334	9.3
14.	Darold Londo	1984-85	34	314	9.2
15.	Chuck Gibbs	1990-91	30	263	8.8
16.	Matt Wotell	1970-71	28	243	8.6
17.	Chance Conner	1985-87	37	300	8.1
18.	Mercer Ferguson	1970-72	24	169	7.0
19.	Phil Macklin	1975-78	29	197	6.8
20.	Scott Wesley	2003-05	36	238	6.6

PUNT RETURN TOUCHDOWNS

No.	Player	Year	TD
1.	Jeremy Trimble	2004-07	3
2.	Glenn Davis	1943-46	2
	Rollie Stichweh	1962-64	2
	Omari Thompson	1999-01	2
	Aris Comeaux	2000-02	2
6.	Ed Bagdonas	1956-57	1
	Pete Dawkins	1956-58	1
	Glen Adams	1958-60	1
	Dick Eckert	1960-62	1
	Tom Smith	1963-65	1
	Fred Barofsky	1964-65	1
	Van Evans	1967	1
	Bill Hunter	1968	1
	Lynn Moore	1967-69	1
	John Roth	1969-71	1
	Mike Gaines	1970-72	1
	Jeff Cook	1978-80	1
	Larry Pruitt	1979-82	1
	Chuck Gibbs	1990-91	1
	Dondra Jolly	1993-94	1
	Matt Rogers	1995-97	1
	Derick McNally	1997-00	1
	Ben Woodruff	2000-01	1
	Jonathan Lewis	2001-04	1
	Curt Daniels	2002-04	1
	Ray Stith	2002-05	1
	Peter Anderson	2007	1



DEFENSIVE RECORDS

TEAM TOTAL DEFENSE

MOST PLAYS AGAINST

Game: 102 by Notre Dame (10-10-70)
Season: 995 (2003)

FEWEST PLAYS AGAINST

Game: 35 by North Carolina (9-30-44); by Marshall (9-6-97)
Season: 499 (1944, 1955)

MOST NET YARDS ALLOWED

Game: 741 by Hawai'i (11-22-03)
Season: 6034 (2003)

FEWEST NET YARDS ALLOWED

Game: 12 by Villanova (11-3-45)
Season: 857 (1934)

TEAM PASSING

MOST ATTEMPTS AGAINST

Game: 57 by Boston College (11-9-68)
Season: 382 (2003)

FEWEST ATTEMPTS AGAINST

Game: 2 by Nebraska (10-15-60)
Season: 101 (1934)

MOST COMPLETIONS ALLOWED

Game: 42 by Hawai'i (11-22-03)
Season: 249 (2003)

FEWEST COMPLETIONS ALLOWED

Game: 0 by Pennsylvania (10-31-42); by Oklahoma (11-14-59)
Season: 33 (1932)

MOST NET YARDS ALLOWED

Game: 543 by Hawai'i (11-22-03)
Season: 3,294 (2003)

FEWEST NET YARDS ALLOWED

Game: (-9) by Duke (10-16-54)
Season: 327 (1934)

MOST TOUCHDOWN PASSES ALLOWED

Game: 5, several times (last by Northern Illinois, 9-3-11)
Season: 23 (1998)

MOST INTERCEPTIONS BY

Game: 8 vs. University of the South (10-20-34); Notre Dame (11-11-44)
Season: 36 (1944)

HIGHEST PERCENTAGE OF PASSES INTERCEPTED BY

Season: 17.9% (1944) (36 of 201)
NCAA Record

MOST SACKS BY

Game: 8 vs. Rutgers (10-16-10)
Season: 25 (2010)

TEAM SCORING

MOST POINTS ALLOWED

Game: 77 by Nebraska (9-23-72)
Season: 491 (2002)

MOST TOUCHDOWNS ALLOWED

Game: 11 by Nebraska (9-23-72)
Season: 61 (2002)

MOST SHUTOUTS BY

Season: 8 (1932)

MOST CONSECUTIVE SHUTOUTS BY

Season: 7 (1933) (Began with 32-0 win over VMI, ended with 12-7 win over Navy)

TEAM RUSHING

MOST ATTEMPTS AGAINST

Game: 83 by Southern California (11-3-51); by Notre Dame (10-19-74)
Season: 682 (1974)

FEWEST ATTEMPTS AGAINST

Game: 13 by North Texas (9-28-96)
Season: 298 (1944)

MOST NET YARDS ALLOWED

Individual: 351, Montell Harris of Temple (11-17-12)
Game: 565 by Temple (11-17-12)
Season: 3,105 (1974)

FEWEST NET YARDS ALLOWED

Game: (-38) by Villanova (11-4-44)
Season: 518 (1944)

MOST CONSECUTIVE GAMES HOLDING OPPONENT BELOW 105 RUSHING YARDS

Season: 8 (1996) (Began with Duke gaining 104 yards and concluded when Syracuse gained 222)

MOST CONSECUTIVE GAMES HOLDING OPPONENT BELOW 55 RUSHING YARDS

Season: 5 (1996) (Began with North Texas gaining 13 yards and concluded when Lafayette gained 83)

TEAM FIRST DOWNS

MOST FIRST DOWNS ALLOWED

Game: 38 by Hawai'i (11-22-03)
Season: 305 (2003)

FEWEST FIRST DOWNS ALLOWED

Game: 1 by several teams
Season: 41 (1934)

TEAM FUMBLES

MOST OPPONENT FUMBLES

Game: 10 by Oklahoma (9-28-46)
Season: 44 (1976)

MOST OPPONENT FUMBLES LOST

Game: 5 by several teams
Season: 25 (1977)

TEAM PENALTIES

MOST OPPONENT PENALTIES

Game: 17 by Louisville (9-21-02)
Season: 108 (2003)

MOST OPPONENT PENALTY YARDS

Game: 149 by Villanova (10-8-77)
Season: 1,011 (2003)

MISCELLANEOUS RECORDS

MOST INTERCEPTIONS BY

Game: 3, by several players
Season: 8, Arnold Tucker (1946); Jim Bevans (1967); Jim McCall (1968)
Career: 14, Glenn Davis (1943-46)

MOST NET INTERCEPTION YARDS GAINED

Game: 100, Ed Givens vs. Lafayette (10-20-90)
Season: 150, Felix "Doc" Blanchard (1945)
Career: 246, Bobby Vinson (1946-49)

LONGEST INTERCEPTION RETURN

Ed Givens, 100 yards vs. Lafayette (10-20-90)

MOST SACKS

Game: 4, Josh McNary vs. Temple (10-17-09)
Season: 12.5, Josh McNary (2009)
Career: 18.0, Josh McNary (2007-10)

INDIVIDUAL SEASON RECORDS

SEASON TACKLES LEADERS (SINCE 1971)

No.	Player	Years	UT	AT	TT	No.	Player	Seasons	UT	AT	TT
1.	Dave Duncavage	1974	N/A	N/A	165	33.	John Roney	1983	47	65	112
2.	Troy Lingley	1988	72	89	161		Lyle Weaver	1999	79	33	112
3.	Mike McElrath	1992	93	64	157	35.	John Robb	1990	72	39	111
4.	Mike Williams	1982	89	67	156	36.	Pat Davie	1989	61	49	110
5.	Greg Washington	2004	67	82	149	37.	Trey Gilmore	1991	54	55	109
6.	Ryan Kent	2003	84	62	146	38.	Brian Zickefoose	2001	64	44	108
7.	Gary Topping	1971	N/A	N/A	144		Stephen Anderson	2010	68	40	108
8.	Mark Berry	1976	78	62	140	40.	Kirk Thomas	1977	60	47	107
9.	Geoffery Bacon	2012	65	71	136		Troy Lingley	1987	65	42	107
10.	Rick Conniff	1974	NA	NA	134		Derrick Goodwin	1999	77	30	107
	Jim Gentile	1983	68	66	134	43.	Chuck Baker	1974	N/A	N/A	106
12.	Kevin Czarnecki	1992	81	50	131		Chuck D'Amico	1976	63	43	106
13.	Greg Dyson	1975	47	82	129		Ray Griffiths	1987	68	38	106
	John Hilliard	1977	88	41	129	46.	Scott Sprawls	1997	64	41	105
	Anthony Noto	1990	68	61	129	47.	Jack Morrison	1975	24	80	104
	Greg Washington	2003	66	63	129		Ray Griffiths	1986	77	27	104
17.	Brian Zickefoose	2000	81	47	128		Cason Shrode	2006	51	53	104
18.	Brian Hill	2003	51	74	125	50.	Jordan Murray	2007	67	36	103
19.	John Hilliard	1978	76	47	123		Steve Erzinger	2011	44	59	103
	Nate Hunterton	1999	88	35	123	52.	Chuck Blakley	1971	N/A	N/A	100
21.	Kevin Czarnecki	1993	81	41	122		Chuck Schott	1976	67	34	101
22.	Pat Work	1994	63	56	119		George Mayes	1977	62	39	101
	Derick McNally	2000	74	45	119		Jim Mitroka	1982	36	65	101
24.	Tim Pfister	1971	N/A	N/A	118		Jim Cantelupe	1993	73	29	102
	Lyle Weaver	1998	83	35	118		Kenny Dale Rowland	1998	58	44	102
26.	Jim Gentile	1984	76	41	117						
	Dave Scheyer	1985	73	44	117						
	Mike McElrath	1991	87	30	117						
29.	George Mayes	1979	56	59	115						
30.	O'Neal Miller	1988	56	49	114						
	Pat Work	1993	68	46	114						
32.	Kirk Thomas	1978	72	41	113						



DEFENSIVE RECORDS

UNASSISTED TACKLES (SINCE 1971)

No.	Player	Year	AT	TT	UT
1.	Mike McElrath	1992	64	157	93
2.	Mike Williams	1982	67	156	89
3.	John Hilliard	1977	41	123	88
	Nate Hunterton	1999	35	123	88
5.	Mike McElrath	1991	30	117	87
6.	Ryan Kent	2003	62	146	84
7.	Lyle Weaver	1998	35	118	83
8.	Kevin Czarnecki	1992	50	131	81
	Kevin Czarnecki	1993	41	122	81
	Brian Zickefoose	2000	47	128	81
11.	Lyle Weaver	1999	33	112	79
12.	Mark Berry	1976	62	140	78
13.	Ray Griffiths	1986	27	104	77
	Derrick Goodwin	1999	30	107	77
15.	John Hilliard	1978	47	123	76
	Jim Gentile	1984	41	117	76
17.	Derick McNally	2000	45	119	74
18.	Dave Scheyer	1985	44	117	73
	Jim Cantelupe	1993	29	102	73
20.	Kirk Thomas	1978	41	113	72
	Troy Lingley	1988	89	161	72
	John Robb	1990	39	111	72
23.	Bert DeForest	1989	21	92	71

TACKLES FOR LOSS (SINCE 1971)

No.	Player	Year	TFL
1.	George Mayes	1979	23
	Greg Washington	2004	23
3.	Josh McNary	2009	22.5
4.	Jim Brock	1986	17
	Cameron Craig	2006	17
6.	Will Huff	1989	16
7.	Larry Angles	1996	15
	Lyle Weaver	1998	15
	Nate Hunterton	1999	15
10.	Stan March	1980	14
11.	Jim Jennings	1984	13
	Lloyd Walker	1985	13
	Will Sullivan	2003	13
14.	Josh McNary	2010	12.5
15.	Kevin Dodson	1981	12
	Doug Pavek	1984	12
	Zac Hurst	1999	12
	Clarence Holmes	2001	12
	Brandon Purdue	2001	12
	Josh McNary	2008	12
	Stephen Anderson	2010	12
	Nate Combs	2012	12
23.	Jim Brock	1985	11
	Bob Wagner	1989	11
	C.W. Estes	1996	11
	Jason Frazier	2002	11
	Clarence Holmes	2002	11
	Will Sullivan	2004	11
	Stephen Anderson	2008	11
30.	George Mayes	1978	10
	Stan March	1979	10
	Greg Gadson	1987	10
	Derrick Goodwin	1999	10
	Cameron Craig	2004	10
35.	Bob Johnson	1973	9
	Jack Morrison	1975	9
	Chuck Schott	1976	9
	Chuck Schott	1978	9
	Bert DeForest	1989	9
	Scott Eichelberger	1996	9
	Lyle Weaver	1999	9
	Zac Hurst	2000	9
	Brian Zickefoose	2000	9
	Ryan Kent	2003	9
	Luke Pell	2005	9
	Stephen Anderson	2009	9
	Mike Gann	2010	9

QUARTERBACK SACKS (SINCE 1992)

No.	Player	Year	Sacks
1.	Josh McNary	2009	12.5
2.	Josh McNary	2010	10
3.	Jim Slomka	1993	7
	Zac Hurst	1999	7
	Clarence Holmes	2001	7
6.	C.W. Estes	1996	6
	Nate Hunterton	1999	6
	Jason Frazier	2002	6
	Nate Combs	2012	6
10.	Scott Eichelberger	1996	5
	Cameron Craig	2005	5
12.	Keenan Beasley	2002	4.5
	Josh McNary	2008	4.5
14.	Jon Kerr	1994	4
	Al Roberts	1995	4
	Colin Kearns	1996	4
	Lyle Weaver	1998	4
	Cameron Craig	2004	4
	Victor Ugenyi	2008	4
	Jarett Mackey	2010	4
21.	Adrian Calame	1995	3.5
	Will Sullivan	2002	3.5
	Odene Brathwaite	2003	3.5
	Greg Washington	2004	3.5
	Curt Daniels	2004	3.5
	Cameron Craig	2006	3.5

PASS BREAKUPS (SINCE 1973)

No.	Player	Year	PBU
1.	Andrew Burke	2000	13
2.	Derick McNally	2000	12
3.	Dale Love	1980	10
	Chris Zawie	1980	10
	Herb Aten	1983	10
	Earnest Boyd	1988	10
	Tony Coaxum	1998	10
	Derick McNally	1999	10
9.	Mike Williams	1982	9
	Gary Bastin	1983	9
	Doug Pavek	1984	9
	James Chun	1994	9
	Garland Gay	1995	9
14.	Mike McElrath	1990	8
15.	Dave Charest	1979	7
	Jon Hallingstead	1979	7
	Joe Hampton	1982	7
	Kermit McElvey	1984	7
	Chance Conner	1986	7
	Andrew Burke	1998	7
	Derick McNally	1998	7
	Brent Dial	2001	7
	Dhyan Tarver	2005	7

INTERCEPTIONS

No.	Player	Year	INT
1.	Arnold Tucker	1946	8
	Jim Bevans	1967	8
	Jim McCall	1968	8
4.	John Brenner	1969	7
	Doug Pavek	1985	7
6.	Harold Shultz	1949	6
	Herbert Johnson	1950	6
	Ed Givens	1989	6
9.	Henry Uberecken	1966	5
	D. Hutchinson	1968	5
	Randy Stein	1969	5
	Grover Dailey	1971	5
	Matt Wotell	1972	5
	Joe Furloni	1972	5
	John Hilliard	1977	5
	Chris Zawie	1980	5
	Joe Hampton	1981	5
	Earnest Boyd	1988	5
	K.D. Rowland	1998	5
	Caleb Campbell	2005	5
	Donovan Travis	2010	5

PASSES DEFENDED (SINCE 1973)

No.	Player	Year	INT	PBU	PD
1.	Chris Zawie	1980	5	10	15
	Earnest Boyd	1988	5	10	15
3.	Dale Love	1980	4	10	14
	Andrew Burke	2000	1	13	14
5.	Mike Williams	1982	4	9	13
	Gary Bastin	1983	4	9	13
	Derick McNally	1999	3	10	13
	Derick McNally	2000	1	12	13
9.	Doug Pavek	1984	3	9	12
	Doug Pavek	1985	7	5	12
	Tony Coaxum	1998	2	10	12
12.	Joe Hampton	1981	5	6	11
	Herb Aten	1983	1	10	11
	Chance Conner	1986	4	7	11
	Ed Givens	1989	6	5	11
	James Chun	1994	2	9	11
	Donovan Travis	2010	5	6	11
18.	Jon Hallingstad	1979	3	7	10
	Joe Hampton	1982	3	7	10
	Mike McElrath	1990	2	8	10
	Garland Gay	1995	1	9	10
	Derick McNally	1998	3	7	10

FUMBLES RECOVERED (SINCE 1971)

No.	Player	Year	FR
1.	Chuck Schott	1977	5
2.	Gary Topping	1971	4
	Steve Bogosian	1971	4
	Joe LeGasse	1977	4
	Greg Gadson	1988	4
6.	Chuck Blakley	1971	3
	Scott Gillogly	1973	3
	Pat Kenny	1975	3
	Jack Morrison	1975	3
	Joe LeGasse	1976	3
	Joe Hampton	1981	3
	Glen Veevaert	1983	3
	Mike Tease	1984	3
	Brian Zickefoose	2000	3
	Mike Clark	2003	3
	Brandon Thompson	2007	3
	Josh McNary	2010	3
	Nate Combs	2012	3

FUMBLES FORCED (SINCE 1971)

No.	Player	Year	FF
1.	Lyle Weaver	1999	5
	Stephen Anderson	2008	*5
2.	Steve Bogosian	1971	4
	John Roth	1971	4
	Steve Bogosian	1972	4
	Jim Cantelupe	1993	4
	Anthony Noto	1990	4
	Stephen Anderson	2010	4
8.	Pat Kenny	1975	3
	Ray Beverley	1976	3
	Jon Hallingstad	1978	3
	John Roney	1983	3
	Doug Pavek	1985	3
	O'Neal Miller	1987	3
	Bert DeForest	1989	3
	Tony Cima	1991	3
	Kevin Czarnecki	1993	3
	Jonathan Lewis	2002	3
	Mikel Resnick	2002	3
	Greg Washington	2004	3
	Dhyan Tarver	2005	3
	Caleb Campbell	2007	3
	Josh McNary	2010	3
	Nate Combs	2012	3

*led NCAA (0.42 FF/Game)



DEFENSIVE RECORDS

INDIVIDUAL CAREER RECORDS

TOTAL TACKLES (SINCE 1971)

No.	Player	Years	UT	AT	TT
1.	Mike McElrath	1989-92	282	154	436
2.	Jim Gentile	1981-84	204	172	376
3.	John Hilliard	1976-79	225	141	366
4.	Kevin Czarnecki	1991-93	215	137	352
5.	Greg Washington	2001-04	174	160	334
6.	Mike Williams	1980-82	200	133	333
7.	Brian Zickefoose	1999-01	202	125	327
8.	Ryan Kent	2001-03	189	136	325
9.	Caleb Campbell	2004-07	196	111	307
10.	Jason Frazier	1999-02	173	133	306
11.	Lyle Weaver	1997-00	207	92	299
12.	Kirk Thomas	1975-78	153	138	291
13.	John Roney	1981-84	138	150	288
	Stephen Anderson	2007-10	171	117	288
15.	Pat Work	1992-94	159	127	286
16.	George Mayes	1976-79	163	121	284
17.	Jim Cantelupe	1992-95	183	94	277
18.	Troy Lingley	1986-88	141	134	275
19.	Derick McNally	1997-00	165	103	268
20.	Chuck Schott	1976-78	165	94	259
	Larry Carroll	1980-83	115	144	259
22.	Steve Erzinger	2008-11	129	126	255
23.	Dhyan Tarver	2002-05	146	108	254
24.	Gary Topping	1971-72	N/A	N/A	236
25.	Ray Griffiths	1985-87	160	72	232
26.	Chuck D'Amico	1975-77	133	81	214
27.	Ray Beverley	1974-76	127	82	209
	Nate Hunterton	1997-99	144	65	209
29.	John Robb	1988-90	135	73	208
30.	Greg Dyson	1972-74	N/A	N/A	207
31.	Ben Kotwica	1994-96	132	70	202
32.	Pat Davie	1988-89	108	93	201
33.	Frank Scappaticci	2006-08	115	82	197
34.	Barrett Scruggs	2003-06	106	90	196
	Geoffery Bacon	2011-	95	101	196
36.	Donovan Travis	2007-10	113	82	195
	Josh McNary	2007-10	117	78	195
38.	O'Neal Miller	1986-89	104	90	194
	Cason Shrode	2004-06	88	110	194
40.	Mikel Resnick	2001-04	98	95	193

UNASSISTED TACKLES (SINCE 1974)

No.	Player	Years	AT	TT	UT
1.	Mike McElrath	1989-92	154	436	282
2.	John Hilliard	1976-79	141	366	225
3.	Kevin Czarnecki	1991-93	137	352	215
4.	Lyle Weaver	1997-00	92	299	207
5.	Jim Gentile	1981-84	172	276	204
6.	Brian Zickefoose	1999-01	125	227	202
7.	Mike Williams	1980-82	133	333	200
8.	Caleb Campbell	2004-07	111	307	196
9.	Ryan Kent	2001-03	136	325	189
10.	Jim Cantelupe	1992-95	94	277	183
11.	Greg Washington	2001-04	160	334	174
12.	Jason Frazier	1999-02	133	306	173
13.	Stephen Anderson	2007-10	77	180	171
14.	Chuck Schott	1976-78	94	259	165
	Derick McNally	1997-00	103	268	165
16.	George Mayes	1976-79	121	284	163
17.	Ray Griffiths	1985-87	72	232	160
18.	Pat Work	1992-94	127	286	159
19.	Kirk Thomas	1975-78	138	291	153
20.	Dhyan Tarver	2002-05	108	254	146
21.	Nate Hunterton	1997-99	65	209	144
22.	Troy Lingley	1986-88	134	275	141
23.	John Roney	1981-84	150	288	138
24.	John Robb	1988-90	73	208	135
25.	Chuck D'Amico	1975-77	81	214	133
	Chuck Schretzman	1985-88	57	190	133
	Derrick Goodwin	1999-00	56	189	133

TACKLE FOR LOSS (SINCE 1973)

No.	Player	Years	TFL
1.	Josh McNary	2007-10	49
2.	George Mayes	1976-79	42
3.	Jim Brock	1984-86	36
	Cameron Craig	2003-06	36
5.	Stephen Anderson	2007-10	34
6.	Greg Washington	2001-04	33
7.	Will Sullivan	2001-04	29
8.	Lyle Weaver	1997-00	28
9.	Clarence Holmes	1999-02	26
10.	Jason Frazier	1999-02	25
11.	Stan March	1978-80	24
	Kevin Dodson	1979-81	24
	Will Huff	1986-89	24
14.	Victor Ugenyi	2006-09	23.5
15.	Chuck Schott	1976-78	22
	Lloyd Walker	1983-85	22
	Zac Hurst	1998-00	22
18.	Jim Gentile	1981-84	21
19.	Tiki Traylor	1974-78	20
	Larry Carroll	1980-83	20
	Jim Jennings	1983-84	20
	Mike Gann	2007-10	20
	Steven Erzinger	2008-11	20

QUARTERBACK SACKS (SINCE 1992)

No.	Player	Years	Sacks
1.	Josh McNary	2007-10	28.0
2.	Cameron Craig	2003-06	13.5
3.	Clarence Holmes	1999-02	11.5
4.	Will Sullivan	2001-04	9.5
5.	Nate Combs	2009-12	9
6.	Victor Ugenyi	2006-09	8.5
7.	Zac Hurst	1998-00	8
	Jason Frazier	1999-02	8
9.	Scott Eichelberger	1994-96	7.5
10.	Jim Slomka	1991-93	7
11.	C.W. Estes	1994-96	6.5
	Ted Bentler	2007-08	6.5
13.	Al Roberts	1994-95	6
	Lyle Weaver	1997-99	6
	Nate Hunterton	1997-99	6
	Greg Washington	2001-04	6
17.	Adrian Calame	1993-95	5.5
	Scott Kozak	1997-99	5.5
	Odene Brathwaite	2000-03	5.5
	Stephen Anderson	2007-10	5.5
	Steve Erzinger	2008-11	5.5
22.	Colin Kearns	1993-96	5
	Brandon Perdue	2000-01	5
	Paddy Heiliger	1999-02	5
	Keenan Beasley	2002-03	5

PASS BREAKUPS (SINCE 1973)

No.	Player	Years	PBU
1.	Derick McNally	1997-00	29
2.	Garland Gay	1993-96	20
	Andrew Burke	1997-00	20
4.	Mike McElrath	1989-92	19
5.	Earnest Boyd	1986-88	18
6.	Dale Love	1978-81	17
7.	James Chun	1991-94	16
	Ryan Kent	2001-03	16
9.	Joe Hampton	1980-82	14
	Doug Pavak	1983-85	14
11.	Mike Williams	1980-82	13
	Tony Coaxum	1997-99	13
	Brent Dial	1998-01	13
	Stephen Anderson	2007-10	13
15.	Dave Charest	1976-79	12
	Chris Zawie	1979-80	12
	Jim Cantelupe	1992-95	12
	Jonathan Lewis	2001-04	12
	Delente Brewer	2001-04	12
	Mario Hill	2006-09	12
	Donovan Travis	2007-10	12

INTERCEPTIONS

No.	Player	Years	INT
1.	Glenn Davis	1943-46	14
2.	Donovan Travis	2007-10	11
3.	Doug Pavak	1983-85	10
	Mike McElrath	1989-92	10
5.	Jim Bevans	1966-67	9
	John Brenner	1968-69	9
	Randy Stein	1969-71	9
	Matt Wotell	1970-72	9
	Mike Williams	1980-82	9
	Ed Givens	1988-90	9
	Jim Cantelupe	1993-95	9
12.	Arnold Tucker	1945-46	8
	Jim McCall	1968	8
	Phil Macklin	1976-78	8
	John Hilliard	1977-79	8
	Joe Hampton	1980-82	8

INTERCEPTION RETURNS FOR TD

No.	Player	Years	TD
1.	Felix "Doc" Blanchard	1944-46	4
2.	Lyle Weaver	1997-00	2
	Brian Hill	2002-03	2
4.	25 Times		1

(Last: Geoffery Bacon, 2011-)

PASSES DEFENDED (SINCE 1971)

No.	Player	Years	INT	PBU	PD
1.	Derick McNally	1997-00	7	29	36
2.	Mike McElrath	1989-92	10	19	29
3.	Doug Pavak	1983-85	10	14	24
4.	Earnest Boyd	1986-88	6	18	24
5.	Garland Gay	1993-96	3	20	23
	Donovan Travis	2007-10	11	12	23
7.	Dale Love	1978-81	5	17	22
	Mike Williams	1980-82	9	13	22
	Joe Hampton	1980-82	8	14	22
	Andrew Burke	1997-00	2	20	22
11.	Jim Cantelupe	1992-95	9	12	21
12.	Ed Givens	1988-90	9	11	20

FUMBLES FORCED (SINCE 1971)

No.	Player	Years	FF
1.	Stephen Anderson	2007-10	10
2.	Steve Bogosian	1971-72	8
3.	Lyle Weaver	1997-00	7
4.	George Mayes	1976-79	6
	O'Neal Miller	1986-89	6
	Jim Cantelupe	1992-95	6
	Caleb Campbell	2004-07	6
8.	Ray Beverley	1974-76	5
	Doug Pavak	1983-85	5
	Jason Frazier	1999-02	5
	Jonathan Lewis	2001-04	5
	Dhyan Tarver	2002-05	5
	Josh McNary	2007-10	5

FUMBLES RECOVERED (SINCE 1971)

No.	Player	Years	FR
1.	Chuck Schott	1976-78	7
	Joe LeGasse	1976-78	7
3.	Greg Gadson	1985-88	6
	B. Zickefoose	1999-01	6
	Brandon Thompson	2005-07	6
6.	Gary Topping	1970-72	5
	Kirk Thomas	1975-78	5
	Stephen Anderson	2007-10	5
9.	10 Times		4

(Last: Andrew Rodriguez, 2008-11)



ALL-TIME SERIES RECORDS

Opponent	First Meeting	W	L	T	Pct.	Last Army Win	Last Opp. Win
Air Force	1959	14	32	1	.309	2012 (42-21)	2011 (24-14)
Akron	1991	3	2	0	.600	2005 (20-0)	2008 (22-3)
Alabama	1988	0	1	0	.000	-----	1988 (29-28)
Albright	1913	1	0	0	1.000	1913 (77-0)	-----
Amherst	1893	2	0	0	1.000	1894 (18-0)	-----
Arkansas State	2005	1	1	0	.500	2005 (38-10)	2006 (14-6)
Arkansas Tech	1923	1	0	0	1.000	1923 (44-0)	-----
Auburn	1922	2	1	0	.667	1923 (28-6)	1996 (32-29)
Ball State	1999	2	2	0	.500	2009 (24-17)	2012 (30-22)
Bates	1922	1	0	0	1.000	1922 (39-0)	-----
Baylor	1970	1	3	0	.250	2006 (27-20)	2005 (20-10)
Bethany	1923	1	0	0	1.000	1923 (20-6)	-----
Boston College	1917	13	24	0	.351	2012 (34-31)	2007 (37-17)
Boston University	1924	10	1	0	.909	1963 (30-0)	1994 (21-12)
Bowdoin	1920	1	0	0	1.000	1920 (90-0)	-----
Brown	1894	6	2	0	.750	1981 (23-17)	1940 (13-9)
Bucknell	1900	5	0	0	1.000	1995 (37-6)	-----
Buffalo	1960	1	2	0	.333	1960 (37-0)	2008 (27-24 OT)
California	1960	4	2	0	.667	1980 (26-19)	1974 (27-14)
Carleton	1928	2	0	0	1.000	1932 (57-0)	-----
Carlisle	1905	1	2	0	.333	1917 (28-0)	1912 (27-6)
Carnegie Tech	1917	1	0	0	1.000	1917 (28-0)	-----
Central Michigan	2005	0	2	0	.000	-----	2007 (47-23)
Centre College	1939	1	0	0	1.000	1939 (9-6)	-----
Chattanooga	1938	1	0	0	1.000	1938 (34-13)	-----
Chicago	1903	1	0	0	1.000	1903 (10-6)	-----
Cincinnati	1963	3	3	0	.500	2004 (48-29)	2003 (33-29)
Citadel, The	1934	7	2	0	.778	1994 (25-24)	1992 (15-14)
Clemson	1937	1	0	0	1.000	1937 (21-6)	-----
Coast Guard	1944	1	0	0	1.000	1944 (76-0)	-----
Coe College	1933	1	0	0	1.000	1933 (34-0)	-----
Colgate	1903	22	5	2	.793	1997 (35-27)	1987 (22-20)
Colorado	1947	1	1	0	.500	1947 (47-0)	1977 (31-0)
Colorado College	1931	1	0	0	1.000	1931 (27-0)	-----
Colorado State	1959	1	0	0	1.000	1959 (25-6)	-----
Columbia	1899	14	4	3	.738	1982 (41-8)	1947 (21-20)
Connecticut	1979	1	4	0	.200	1979 (26-10)	2006 (21-7)
Cornell	1907	3	2	0	.600	1948 (27-6)	1940 (45-0)
Dartmouth	1895	6	1	0	.857	1983 (13-12)	1951 (28-14)
Davidson	1929	3	0	0	1.000	1949 (47-7)	-----
Davis & Elkins	1925	3	0	0	1.000	1927 (27-6)	-----
De La Salle	1900	1	0	0	1.000	1900 (11-0)	-----
De Pauw	1928	1	0	0	1.000	1928 (38-12)	-----
Delaware	1933	1	0	0	1.000	1933 (52-0)	-----
Detroit	1924	5	0	0	1.000	1961 (34-7)	-----
Dickinson	1902	4	0	0	1.000	1929 (89-7)	-----
Drake	1934	1	0	0	1.000	1934 (48-0)	-----
Duke	1944	10	11	1	.477	2010 (35-21)	2009 (35-19)
East Carolina	1995	0	8	0	.000	-----	2004 (38-28)
Eastern Michigan	1992	4	1	0	.800	2010 (31-27)	2012 (48-38)
Florida	1923	2	1	0	.667	1924 (14-7)	1978 (31-7)
Fordham	1891	3	0	0	1.000	2011 (55-0)	-----
Franklin & Marshall	1901	5	0	0	1.000	1938 (20-12)	-----
Furman	1930	5	0	0	1.000	1955 (81-0)	-----
George Washington	1962	2	0	0	1.000	1966 (20-7)	-----
Georgetown	1911	1	0	1	.750	1915 (10-0)	-----
Georgia Tech	1952	1	3	0	.250	1971 (16-13)	2007 (34-10)
Gettysburg	1915	3	0	0	1.000	1935 (54-0)	-----
Hamilton	1900	1	0	0	1.000	1900 (11-0)	-----
Harvard	1895	18	19	2	.487	1991 (21-20)	1983 (24-21)
Hawai'i	2003	0	2	0	.000	-----	2010 (31-28)
Hobart	1936	1	0	0	1.000	1936 (51-7)	-----
Holy Cross	1914	17	6	1	.729	1994 (49-3)	2002 (30-21)
Houston	1998	2	5	0	.286	2001 (28-14)	2004 (35-21)
Idaho	1961	1	0	0	1.000	1961 (51-7)	-----



ALL-TIME SERIES RECORDS

First Opponent	Meeting	W	L	T	Last Pct.	Last Army Win	Opp. Win
Illinois.....	1929	4	3	1	.563	1985 (31-29)	1959 (20-14)
Iowa State.....	1964	1	2	0	.333	1964 (9-7)	2005 (31-10)
Kansas.....	1922	1	0	0	1.000	1922 (13-0)	-----
Kansas State.....	1966	2	0	0	1.000	1987 (41-14)	-----
Kent State.....	2006	2	1	0	.667	2010 (45-28)	2012 (31-17)
Kentucky Wesleyan.....	1930	1	0	0	1.000	1930 (47-2)	-----
Knox.....	1925	2	0	0	1.000	1931 (67-6)	-----
Lafayette.....	1893	17	1	0	.944	1997 (41-14)	1940 (19-0)
Lebanon Valley.....	1916	6	0	0	1.000	1923 (74-0)	-----
Lehigh.....	1893	8	2	1	.773	1995 (42-9)	1983 (13-12)
Louisiana State.....	1931	1	0	0	1.000	1931 (20-0)	-----
Louisiana Tech.....	2008	1	0	0	1.000	2008 (14-7)	-----
Louisville.....	1983	3	6	0	.333	1999 (59-52, 2OT)	2004 (52-21)
Louisville (AAF).....	1945	1	0	0	1.000	1945 (32-0)	-----
Maine.....	1914	4	0	0	1.000	1919 (6-0)	-----
Manhattan.....	1903	1	0	0	1.000	1903 (48-0)	-----
Marquette.....	1927	1	0	0	1.000	1927 (21-12)	-----
Marshall.....	1920	1	1	0	.500	1920 (40-0)	1997 (35-25)
Massachusetts.....	1977	2	0	0	1.000	2005 (34-27)	-----
Massachusetts Institute of Tech.....	1894	1	0	0	1.000	1894 (42-0)	-----
Melville, R.I. (USN).....	1945	1	0	0	1.000	1945 (55-13)	-----
Memphis.....	1985	1	4	0	.200	1985 (49-7)	2002 (38-10)
Mercer.....	1933	1	0	0	1.000	1933 (19-6)	-----
Miami (Fla.).....	1971	0	3	0	.000	-----	1973 (19-7)
Miami (Ohio).....	1960	2	3	0	.400	1996 (27-7)	2011 (35-28)
Michigan.....	1945	5	4	0	.556	1954 (26-7)	1962 (17-7)
Michigan State.....	1931	2	0	0	1.000	1984 (10-6)	-----
Middlebury.....	1919	3	0	0	1.000	1921 (19-0)	-----
Minnesota.....	1963	0	1	0	.000	-----	1963 (24-8)
Mississippi State.....	1935	0	1	0	.000	-----	1935 (13-7)
Missouri.....	1968	1	3	0	.250	1971 (22-6)	1982 (23-10)
Mitchel Field.....	1918	1	0	0	1.000	1918 (20-0)	-----
Montana.....	1984	1	0	0	1.000	1984 (45-31)	-----
Morgan State.....	2012	First Meeting					
Muhlenberg.....	1936	1	0	0	1.000	1936 (54-7)	-----
Navy.....	1890	49	57	7	.465	2001 (26-17)	2012 (17-13)
Nebraska.....	1928	2	3	0	.400	1957 (42-0)	1972 (77-7)
New Hampshire.....	1921	1	2	0	.333	1922 (33-0)	2008 (28-10)
New Mexico.....	1950	2	0	0	1.000	1969 (31-14)	-----
New Mexico State.....	1999	1	1	0	.500	1999 (35-18)	2000 (42-23)
New York University.....	1904	1	0	0	1.000	1904 (41-0)	-----
North Carolina.....	1944	1	6	0	.143	1944 (46-0)	1992 (22-9)
North Carolina State.....	1953	1	0	0	1.000	1953 (27-7)	-----
North Dakota.....	1930	1	0	0	1.000	1930 (33-6)	-----
North Dakota State.....	1932	1	0	0	1.000	1932 (52-0)	-----
North Texas.....	1996	4	0	0	1.000	2010 (24-0)	-----
Northern Illinois.....	1992	1	2	0	.333	1992 (21-14)	2012 (41-40)
Northwestern.....	1951	2	3	0	.400	1988 (23-7)	2011 (21-14)
Notre Dame.....	1913	8	38	4	.204	1958 (14-2)	2010 (27-3)
Ohio.....	1996	1	0	0	1.000	1996 (37-20)	-----
Ohio Northern.....	1931	1	0	0	1.000	1931 (60-0)	-----
Ohio Wesleyan.....	1929	1	0	0	1.000	1929 (19-6)	-----
Oklahoma.....	1946	1	2	0	.333	1946 (21-7)	1961 (14-8)
Oklahoma State.....	1962	0	1	0	.000	-----	1962 (12-7)
Oregon.....	1969	0	0	2	.500	-----	-----*
Penn State.....	1899	10	13	2	.440	1966 (11-0)	1979 (24-3)
Pennsylvania.....	1901	13	4	2	.737	1985 (41-3)	1951 (7-6)
Pennsylvania Military College.....	1933	1	0	0	1.000	1933 (12-0)	-----
Pittsburgh.....	1931	6	19	2	.259	1971 (17-14)	1983 (38-7)
Princeton.....	1893	4	6	3	.423	1982 (20-14)	1940 (26-19)
Princeton Reserves.....	1891	1	0	1	.750	1892 (14-0)	-----
Providence.....	1928	1	0	0	1.000	1928 (44-0)	-----
Rhode Island.....	2007	1	0	0	1.000	2007 (14-7 OT)	-----
Rice.....	1958	1	2	1	.375	1958 (14-7)	2008 (38-31)
Richmond.....	1961	1	0	0	1.000	1961 (24-6)	-----



ALL-TIME SERIES RECORDS

First Opponent	Meeting	W	L	T	Last Pct.	Last Army Win	Opp. Win
Rochester.....	1907	1	0	0	1.000	1907 (30-0)	-----
Rutgers.....	1891	18	21	0	.462	1997 (37-35)	2012 (28-7)
St. Bonaventure.....	1922	1	0	0	1.000	1922 (53-0)	-----
St. John's College.....	1937	1	0	0	1.000	1937 (47-6)	-----
Saint Louis.....	1924	2	0	0	1.000	1925 (19-0)	-----
Sampson (USN).....	1943	1	0	0	1.000	1943 (16-7)	-----
San Diego State.....	2011	0	2	0	.000	---	2012 (42-7)
Schuylkill Navy.....	1891	1	0	0	1.000	1891 (6-0)	-----
South Carolina.....	1952	2	1	0	.667	1958 (45-8)	1954 (34-20)
South Dakota.....	1929	1	0	0	1.000	1929 (33-6)	-----
South Florida.....	2003	1	1	0	.500	2004 (42-35)	2003 (28-0)
Southern California.....	1951	0	2	0	.000	-----	1952 (22-0)
Southern Methodist.....	1928	3	0	0	1.000	2010 (16-14)	-----
Southern Mississippi.....	1998	0	3	0	.000	-----	2002 (27-6)
Springfield.....	1908	10	0	0	1.000	1936 (33-0)	-----
Stanford.....	1928	5	5	0	.500	1979 (17-13)	1975 (67-14)
Stevens Institute.....	1891	6	0	0	1.000	1914 (49-0)	-----
Stony Brook.....	2012	0	1	0	.000	-----	2012 (23-3)
Susquehanna.....	1921	1	0	0	1.000	1921 (53-0)	-----
Swarthmore.....	1930	1	0	0	1.000	1930 (39-0)	-----
Syracuse.....	1899	10	11	0	.476	1986 (33-28)	1996 (42-17)
TCU.....	2001	0	6	0	.000	-----	2006 (31-17)
Temple.....	1943	4	6	0	.400	2007 (37-21)	2012 (63-32)
Tennessee.....	1923	2	5	1	.313	1986 (25-21)	1978 (31-13)
Texas.....	1964	0	1	0	.000	-----	1964 (17-6)
Texas A&M.....	1969	1	3	0	.250	1972 (24-14)	2008 (21-17)
Trinity.....	1892	13	0	0	1.000	1916 (53-0)	-----
Tufts.....	1895	20	0	0	1.000	1920 (28-6)	-----
Tulane.....	1953	9	9	1	.500	2011 (45-6)	2009 (17-16)
Tulsa.....	2007	0	1	0	.000	-----	2007 (49-39)
UAB.....	2000	0	5	0	.000	-----	2004 (20-14)
Union.....	1893	6	0	0	1.000	1920 (35-0)	-----
University of the South.....	1934	1	0	0	1.000	1934 (20-0)	-----
Ursinus.....	1925	6	0	0	1.000	1939 (46-13)	-----
Utah.....	1957	3	0	0	1.000	1967 (22-0)	-----
Utah State.....	1969	0	1	0	.000	-----	1969 (23-7)
Vanderbilt.....	1968	4	5	0	.444	2009 (16-13, OT)	2011 (44-21)
Vermont.....	1903	3	0	0	1.000	1935 (34-0)	-----
Villanova.....	1908	18	3	0	.857	1977 (34-32)	1975 (10-0)
Virginia.....	1954	5	3	0	.625	1971 (14-9)	1978 (21-17)
Virginia Military Institute.....	1917	14	1	0	.933	2010 (29-7)	1981 (14-7)
Virginia Polytechnic Institute.....	1905	5	1	0	.833	1962 (20-12)	1905 (16-6)
Volunteers (N.Y.).....	1893	0	1	0	.000	-----	1893 (6-4)
Wabash.....	1921	1	0	0	1.000	1921 (21-0)	-----
Wake Forest.....	1945	4	8	0	.333	1989 (14-10)	2012 (49-37)
Washburn.....	1934	1	0	0	1.000	1934 (19-0)	-----
Washington.....	1988	0	2	0	.000	-----	1995 (21-13)
Washington State.....	1963	1	1	1	.500	1963 (23-0)	1980 (31-18)
Washington University (St. Louis).....	1937	1	0	0	1.000	1937 (47-7)	-----
Washington & Jefferson.....	1908	0	0	1	.500	-----	-----
Washington & Lee.....	1916	3	0	0	1.000	1947 (65-13)	-----
Wesleyan.....	1892	2	0	2	.750	1898 (27-8)	-----
West Virginia.....	1941	2	1	0	.667	1946 (19-0)	1961 (7-3)
West Virginia Wesleyan.....	1932	1	0	0	1.000	1932 (7-0)	-----
Western Kentucky.....	2012						
Western Michigan.....	1985	1	1	0	.500	1985 (48-6)	1993 (20-7)
Wichita.....	1938	1	0	0	1.000	1938 (32-0)	-----
William & Mary.....	1932	4	0	0	1.000	1961 (48-13)	-----
Williams.....	1900	6	0	0	1.000	1940 (20-19)	-----
Wyoming.....	1965	1	0	0	1.000	1965 (13-0)	-----
Yale.....	1893	16	21	8	.444	1996 (39-13)	1955 (14-12)
Totals		654	481	51	.573		

*indicates last meeting was a tie | 2012 opponents in bold



YEAR-BY-YEAR RECORDS

Year	W	L	T	Pct.	PF	PA	Coach	Captain(s)
1890	0	1	0	.000	0	24	Dennis Michie	Dennis Michie
1891	4	1	1	.750	80	73	Dr. Harry Williams	Dennis Michie
1892	3	1	1	.700	90	18	Dennis Michie	Elmer Clark
1893	4	5	0	.444	84	109	Laurie Bliss	Thomas Carson
1894	3	2	0	.600	95	22	Harmon Graves	Edward King
1895	5	2	0	.714	139	32	Harmon Graves	Edward King
1896	3	2	1	.583	93	45	George Dyer	William Connor
1897	6	1	1	.813	194	41	Herman Koehler	William Nesbitt
1898	3	2	1	.583	90	51	Herman Koehler	Leon Kromer
1899	4	5	0	.444	57	100	Herman Koehler	Walter Smith
1900	7	3	1	.682	109	68	Herman Koehler	Walter Smith
1901	5	1	2	.750	98	22	Leon Kromer	Adam Casad
1902	6	1	1	.813	180	28	Dennis Nolan	Robert Boyers
1903	6	2	1	.722	164	33	Edward King	Edward Farnsworth
1904	7	2	0	.778	136	27	Robert Boyers	Thomas Doe, Ernest Graves
1905	4	4	1	.500	104	60	Robert Boyers	Alexander Gillespie
1906	3	5	1	.389	59	37	Henry Smither, Ernest Graves	Ray Hill
1907	6	2	1	.722	125	24	Henry Smither	Rodney Smith
1908	6	1	2	.778	87	21	Harry Nelly	Wallace Philoon
1909	3	2	0	.600	57	32	Harry Nelly	Daniel Pullen
1910	6	2	0	.750	96	12	Harry Nelly	Joseph Wier
1911	6	1	1	.813	88	11	Joseph Beacham	Robert Hyatt
1912	5	3	0	.625	108	59	Ernest Graves	Leland Devore
1913	8	1	0	.889	253	57	Charles Daly	Benjamin Hoge
1914	9	0	0	1.000	219	20	Charles Daly	Vernon Prichard
1915	5	3	1	.611	114	57	Charles Daly	Alexander Weyand
1916	9	0	0	1.000	235	36	Charles Daly	John McEwan
1917	7	1	0	.875	202	24	Geoffrey Keyes	Lawrence Jones, Elmer Oliphant
1918	1	0	0	1.000	20	0	Hugh Mitchell	Eugene Vidal
1919	6	3	0	.667	140	38	Charles Daly	Alexander George
1920	7	2	0	.778	318	47	Charles Daly	Glenn Wilhide
1921	6	4	0	.600	217	65	Charles Daly	Francis Greene
1922	8	0	2	.900	228	27	Charles Daly	Waldemar Breidster
1923	6	2	1	.722	237	56	John McEwan	Denis Mulligan
1924	5	1	2	.750	111	41	John McEwan	Edgar Garbisch
1925	7	2	0	.778	185	71	John McEwan	Henry Baxter
1926	7	1	1	.833	240	71	Biff Jones	Orville Hewitt
1927	9	1	0	1.000	197	37	Biff Jones	Harry Wilson
1928	8	2	0	.800	215	79	Biff Jones	Mortimer Sprague
1929	6	4	1	.591	276	132	Biff Jones	Christian Cagle
1930	9	1	1	.864	268	22	Ralph Sasse	Charles Humber
1931	8	2	1	.773	296	72	Ralph Sasse	John Price
1932	8	2	0	.800	261	39	Ralph Sasse	Milt Summerfelt
1933	9	1	0	.900	227	26	Gar Davidson	Harvey Jablonsky
1934	7	3	0	.700	215	40	Gar Davidson	Joseph Stancook
1935	6	2	1	.722	178	62	Gar Davidson	William Shuler
1936	6	3	0	.667	238	71	Gar Davidson	Woodrow Stromberg
1937	7	2	0	.778	176	72	Gar Davidson	James Isbell
1938	8	2	0	.800	243	95	William Wood	James Schwenk
1939	3	4	2	.444	106	105	William Wood	Harry Stella
1940	1	7	1	.167	54	197	William Wood	William Gillis
1941	5	3	1	.611	105	87	Earl Blaik	Raymond Murphy
1942	6	3	0	.667	149	74	Earl Blaik	Henry Mazur
1943	7	2	1	.750	299	66	Earl Blaik	Casimir Myslinski, Robin Olds
1944	9	0	0	1.000	504	35	Earl Blaik	Thomas Lombardo
1945	9	0	0	1.000	412	46	Earl Blaik	John Green
1946	9	0	1	.950	263	80	Earl Blaik	Felix Blanchard Jr., Glenn Davis
1947	5	2	2	.667	220	68	Earl Blaik	Joseph Steffy Jr.
1948	8	0	1	.944	294	89	Earl Blaik	William Yeoman
1949	9	0	0	1.000	354	68	Earl Blaik	John Trent
1950	8	1	0	.889	267	40	Earl Blaik	Dan Foldberg
1951	2	7	0	.222	116	183	Earl Blaik	Appointed by Game
1952	4	4	1	.500	155	151	Earl Blaik	Alfred Paulekas
1953	7	1	1	.833	210	81	Earl Blaik	LeRoy Lunn
1954	7	2	0	.778	325	121	Earl Blaik	Robert Farris
1955	6	3	0	.667	256	72	Earl Blaik	Patrick Uebel
1956	5	3	1	.611	223	153	Earl Blaik	Edward Szvetecz
1957	7	2	0	.778	251	129	Earl Blaik	James Kernan
1958	8	0	1	.944	264	49	Earl Blaik	Peter Dawkins
1959	4	4	1	.500	174	141	Dale Hall	William Carpenter
1960	6	3	1	.650	222	95	Dale Hall	Frank Gibson, Albert Vanderbush
1961	6	4	0	.600	224	118	Dale Hall	Michael Casp
1962	6	4	0	.600	152	104	Paul Dietzel	John Ellerson
1963	7	3	0	.700	177	97	Paul Dietzel	Richard Nowak



YEAR-BY-YEAR RECORDS

Year	W	L	T	Pct.	PF	PA	Coach	Captain(s)
1964	4	6	0	.400	118	143	Paul Dietzel	Carl Stichweh
1965	4	5	1	.450	119	132	Paul Dietzel	Charles Stowers
1966	8	2	0	.800	141	105	Tom Cahill	Townsend Clarke
1967	8	2	0	.800	183	94	Tom Cahill	Bohdan Neswiachery
1968	7	3	0	.700	270	137	Tom Cahill	Ken Johnson
1969	4	5	1	.450	161	160	Tom Cahill	Lynn Moore
1970	1	9	1	.136	151	281	Tom Cahill	Ken Wyrick
1971	6	4	0	.600	146	206	Tom Cahill	John Roth
1972	6	4	0	.600	160	282	Tom Cahill	Steve Bogosian
1973	0	10	0	.000	67	382	Tom Cahill	Jim Ward, Skip Whitman
1974	3	8	0	.273	156	306	Homer Smith	Bob Johnson
1975	2	9	0	.182	165	337	Homer Smith	Scott Gillogly, Al Staerker
1976	5	6	0	.455	201	267	Homer Smith	Jeff Jancek
1977	7	4	0	.636	287	245	Homer Smith	Chuck D'Amico, Leamon Hall
1978	4	6	1	.409	184	255	Homer Smith	Clennie Brundidge, Chuck Schott
1979	2	8	1	.227	93	308	Lou Saban	George Mayes
1980	3	7	1	.318	204	295	Ed Cavanaugh	Stan March
1981	3	7	1	.318	126	212	Ed Cavanaugh	Dan Enright
1982	4	7	0	.364	164	271	Ed Cavanaugh	Gerald Walker, Mike Williams
1983	2	9	0	.182	140	304	Jim Young	Jim Mitroka
1984	8	3	1	.708	310	212	Jim Young	Senior Class
1985	9	3	0	.750	365	203	Jim Young	Kurt Gutierrez, Don Smith
1986	6	5	0	.545	276	292	Jim Young	Jim Brock, Rob Dickerson
1987	5	6	0	.455	277	223	Jim Young	Dave Berdan, Tory Crawford
1988	9	3	0	.750	308	197	Jim Young	Chris Destito, Troy Lingley
1989	6	5	0	.545	316	212	Jim Young	Ben Barnett, Jack Frey, Will Huff
1990	6	5	0	.545	295	264	Jim Young	Mike Mayweather, John Robb
1991	4	7	0	.364	196	226	Bob Sutton	Lance Chambers, Willie McMillian, Myreon Williams
1992	5	6	0	.455	225	251	Bob Sutton	Dan Davis, Mike McElrath
1993	6	5	0	.545	289	243	Bob Sutton	Kevin Czarnecki, Mark Escobedo, John Lane, Jason Sutton
1994	4	7	0	.364	215	252	Bob Sutton	Joe Ross, Pat Work
1995	5	5	1	.500	325	211	Bob Sutton	Jim Cantelupe, Joel Davis
1996	10	2	0	.833	350	192	Bob Sutton	Ben Kotwica, Ron Leshinski
1997	4	7	0	.364	221	311	Bob Sutton	Joe Sachitano, Matt Yost
1998	3	8	0	.273	257	325	Bob Sutton	Neil Ravitz, Kenny Dale Rowland
1999	3	8	0	.273	225	317	Bob Sutton	Shaun Castillo, Nate Hunterton
2000	1	10	0	.091	224	372	Todd Berry	Bryan Bowdish, Clint Dodson, Derrick Goodwin, Zac Hurst
2001	3	8	0	.273	229	365	Todd Berry	Clint Dodson, Clarence Holmes, Dustin Plumadore, Brian Zickefoose
2002	1	11	0	.083	226	491	Todd Berry	Aris Comeaux, Clarence Holmes, Ryan Kent, Alex Moore
2003	0	13	0	.000	206	476	Todd Berry, John Mumford	Aaron Alexander, Brian Hill, Ryan Kent, Greg Washington, Clint Woody
2004	2	9	0	.182	260	388	Bobby Ross	Aaron Alexander, Curt Daniels, Joel Glover, Greg Washington
2005	4	7	0	.364	220	294	Bobby Ross	Pete Bier, Carlton Jones, Ray Stith, Dhyan Tarver
2006	3	9	0	.250	232	335	Bobby Ross	Pete Bier, Cameron Craig, Walter Hill, Barrett Scruggs
2007	3	9	0	.250	203	364	Stan Brock	Caleb Campbell, Tony Fusco, Jeremy Trimble, Mike Viti
2008	3	9	0	.250	177	284	Stan Brock	Collin Mooney, John Plumstead, Frank Scappaticci, Mike Wright
2009	5	7	0	.417	184	263	Rich Ellerson	Stephen Anderson, Victor Ugenyi, Alejandro Villanueva
2010	7	6	0	.538	346	316	Rich Ellerson	Stephen Anderson, Carson Homme, Josh McNary, Patrick Mealy
2011	3	9	0	.250	298	339	Rich Ellerson	Steven Erzinger, Max Jenkins, Andrew Rodriguez
2012	2	10	0	.167	291	424	Rich Ellerson	Nate Combs, Jarrett Mackey, Trent Steelman
TOTALS	654	481	51	.573	23,700	18,119		

ALL-TIME ACHIEVEMENTS

National Championships	1944, 1945, 1946
Lambert Trophy	1944, 1945, 1946, 1948, 1949, 1953, 1958
Undefeated, Untied Seasons	1914, 1916, 1944, 1945, 1949
Undefeated, But Tied Seasons	1922, 1946, 1948, 1958
Longest Winning Streak	25 victories, 1944-46
Longest Undefeated Streak	32 games (2 ties) 1944-47 28 games (2 ties), 1947-50
Consecutive Games Without Being Shut Out	93, 1983-91
Postseason Bowl Games	Cherry (1984), Peach (1985), Sun (1988), Independence (1996), Armed Forces (2010)
Commander in Chief's Trophy	1972, 1977, 1984, 1986, 1988, 1996

RECORD BY DECADE

Decade	Games	W	L	T	Pct.
1890-1899	62	35	22	5	.605
1900-1909	86	53	23	10	.674
1910-1919	78	62	14	2	.808
1920-1929	95	69	19	7	.763
1930-1939	98	71	22	5	.750
1940-1949	92	68	17	7	.777
1950-1959	90	58	27	5	.672
1960-1969	100	60	37	3	.615
1970-1979	107	36	68	3	.350
1980-1989	113	55	55	3	.500
1990-1999	111	50	60	1	.455
2000-2009	117	25	92	0	.214
2010-	37	12	25	0	.324
TOTALS	1186	654	481	51	.573



YEAR-BY-YEAR RESULTS

1890 (0-1)

Dennis Michie

USMA '92

Career: 3-2-1 (.583), 2 yrs.

Captain: Dennis Michie

N29 Navy.....L 0 24

1891 (4-1-1)

Dr. Harry Williams

Yale '91

Career: 4-1-1 (.750), 1 yr.

Captain: Dennis Michie

O24 Fordham.....W 10 6

O31 Princeton Reserves.....T 12 12

N7 Stevens Institute.....W 14 12

N14 Rutgers.....L 6 27

N21 Schuylkill Navy.....W 6 0

N28 at Navy.....W 32 16

1892 (3-1-1)

Dennis Michie

USMA '92

Career: 3-2-1 (.583), 2 yrs.

Captain: Elmer Clark

O8 Wesleyan.....T 6 6

O22 Stevens Institute.....W 42 0

O29 Trinity#.....W 24 0

N19 Princeton Reserves.....W 14 0

N26 Navy.....L 4 12

#Newburgh, N.Y.

1893 (4-5)

Laurie Bliss

Yale '93

Career: 4-5 (.444), 1 yr.

Captain: Thomas Carson

S30 Volunteers of New York.....L 4 6

O7 Lafayette.....W 36 0

O14 Lehigh.....L 0 18

O21 Amherst.....W 12 4

O28 Yale.....L 0 28

N4 Union.....W 6 0

N11 Trinity.....W 18 11

N18 Princeton.....L 4 36

D2 at Navy.....L 4 6

1894 (3-2)

Harmon Graves

Yale '94

Career: 8-4 (.667), 2 yrs.

Captain: Edward King

O6 Amherst.....W 18 0

O13 Brown.....L 0 10

O20 MIT.....W 42 0

O27 Yale.....L 5 12

N3 Union.....W 30 0

1895 (5-2)

Head Coach: Harmon Graves, Yale '94

Captain: Edward King

O5 Trinity.....W 50 0

O12 Harvard.....L 0 4

O19 Tufts.....W 35 0

O26 Dartmouth.....W 6 0

N2 Yale.....L 8 28

N16 Union.....W 16 0

N23 Brown#.....W 26 0

#Newburgh, N.Y.

1896 (3-2-1)

George Dyer

Cornell '95

Career: 3-2-1 (.583), 1 yr.

Captain: William Connor

O3 Tufts.....W 27 0

O17 Princeton.....L 0 11

O24 Union.....W 44 0

O31 Yale.....L 2 16

N7 Wesleyan.....T 12 12

N21 Brown.....W 8 6

1897 (6-1-1)

Herman Koehler

Master of the Sword

Career: 20-11-3 (.632), 4 yrs.

Captain: William Nesbitt

O2 Trinity.....W 38 6

O9 Wesleyan.....W 12 9

O16 Harvard.....L 0 10

O23 Tufts.....W 30 0

O30 Yale.....T 6 6

N6 Lehigh.....W 48 6

N13 Stevens Institute.....W 18 4

N20 Brown.....W 42 0

1898 (3-2-1)

Head Coach: Herman Koehler, Master of the Sword

Captain: Leon Kromer

O1 Tufts.....W 40 0

O8 Wesleyan.....W 27 8

O15 Harvard.....L 0 28

O22 Lehigh.....W 18 0

O29 Yale.....L 0 10

N5 Princeton.....T 5 5

1899 (4-5)

Head Coach: Herman Koehler, Master of the Sword

Captain: Walter Smith

O2 Tufts.....W 22 0

O7 Penn State.....L 0 6

O14 Harvard.....L 0 18

O21 Princeton.....L 0 23

O28 Dartmouth.....W 6 2

N4 Yale.....L 0 24

N11 Columbia.....L 0 16

N18 Syracuse.....W 12 6

D2 Navy#.....W 17 5

#Franklin Field, Philadelphia, Pa.

1900 (7-3-1)

Head Coach: Herman Koehler, Master of the Sword

Captain: Walter Smith

S29 Tufts.....W 5 0

O6 Penn State.....T 0 0

O13 Trinity.....W 28 0

O17 De La Salle.....W 11 0

O20 Harvard.....L 0 29

O27 Williams.....W 6 0

N3 Yale.....L 0 18

N7 Rutgers.....W 23 0

N10 Hamilton.....W 11 0

N17 Bucknell.....W 18 10

D1 Navy#.....L 7 11

#Franklin Field, Philadelphia, Pa.

1901 (5-1-2)

Leon Kromer

USMA '99

Career: 5-1-2 (.667), 1 yr.

Captain: Adam Casad

O5 Franklin & Marshall.....W 20 0

O12 Trinity.....W 17 0

O19 Harvard.....L 0 6

O26 Williams.....W 15 0

N2 Yale.....T 5 5

N9 Princeton.....T 6 6

N23 Pennsylvania.....W 24 0

N30 Navy#.....W 11 5

#Franklin Field, Philadelphia, Pa.

1902 (6-1-1)

Dennis Nolan

USMA '96

Career: 6-1-1 (.813), 1 yr.

Captain: Robert Boyers

O4 Tufts.....W 5 0

O11 Dickinson.....W 11 0

O18 Harvard.....L 6 14

O25 Williams.....W 28 0

N1 Yale.....T 6 6

N8 Union.....W 56 0

N15 Syracuse.....W 46 0

N29 Navy#.....W 22 8

#Franklin Field, Philadelphia, Pa.

1903 (6-2-1)

Edward King

USMA '96

Career: 6-2-1 (.722), 1 yr.

Captain: Edward Farnsworth

S26 Colgate.....T 0 0

O3 Tufts.....W 17 0

O10 Dickinson.....W 12 0

O17 Harvard.....L 0 5

O24 Yale.....L 5 17

O31 Vermont.....W 32 0

N7 Manhattan.....W 48 0

N14 Chicago.....W 10 6

N28 Navy#.....W 40 5

#Franklin Field, Philadelphia, Pa.

1904 (7-2)

Robert Boyers

USMA '03

Career: 11-6-1 (.639), 2 yrs.

Captains: Ernest Graves*, Thomas Doe

O1 Tufts.....W 12 0

O8 Dickinson.....W 18 0

O15 Harvard.....L 0 4

O22 Yale.....W 11 6

O29 Williams.....W 16 0

N5 Princeton.....L 6 12

N12 New York University.....W 41 0

N19 Syracuse.....W 21 5

N26 Navy#.....W 11 0

*resigned captaincy after Yale game

#Franklin Field, Philadelphia, Pa.



YEAR-BY-YEAR RESULTS

1905 (4-4-1)

Head Coach: Robert Boyers, USMA '03
 Captain: Alexander Gillespie

S30 Tufts.....	W	18	0
07 Colgate.....	W	18	6
014 Va. Polytechnic Institute.....	L	6	16
021 Harvard.....	L	0	6
028 Yale.....	L	0	20
N11 Carlisle Indians.....	L	5	6
N18 Trinity.....	W	34	0
N25 Syracuse.....	W	17	0
D2 Navy#.....	T	6	6

#Princeton Field, Princeton, N.J.

1906 (3-5-1)

Henry Smither*
 USMA '97
 Career: 7-2-1 (.750), 1+ yrs.

Ernest Graves
 USMA '05
 Career: 7-8-1 (.469), 1+ yrs.
 Captain: Ray Hill

S29 Tufts.....	W	12	0
06 Trinity.....	W	24	0
013 Colgate.....	T	0	0
020 Williams.....	W	17	0
027 Harvard.....	L	0	5
N3 Yale.....	L	6	10
N10 Princeton.....	L	0	8
N17 Bucknell.....	Cancelled		
N24 Syracuse.....	L	0	4
D1 Navy#.....	L	0	10

*Relieved from duty after Tufts game
 #Franklin Field, Philadelphia, Pa.

1907 (6-2-1)

Head Coach: Henry Smither, USMA '97
 Captain: Rodney Smith

05 Franklin & Marshall.....	W	23	0
012 Trinity.....	W	12	0
019 Yale.....	T	0	0
026 Rochester.....	W	30	0
N2 Colgate.....	W	6	0
N9 Cornell.....	L	10	14
N16 Tufts.....	W	21	0
N23 Syracuse.....	W	23	4
N30 Navy#.....	L	0	6

#Franklin Field, Philadelphia, Pa.

1908 (6-1-2)

Harry Nelly
 USMA '02
 Career: 15-5-2 (.727), 3 yrs.
 Captain: Wallace Philoon

03 Tufts.....	W	5	0
010 Trinity.....	W	33	0
017 Yale.....	L	0	6
024 Colgate.....	W	6	0
031 Princeton.....	T	0	0
N7 Springfield Training School.....	W	6	5
N14 Washington & Jefferson.....	T	6	6
N21 Villanova.....	W	25	0
N28 Navy#.....	W	6	4

#Franklin Field, Philadelphia, Pa.

1909 (3-2)

Head Coach: Harry Nelly, USMA '02
 Captain: Daniel Pullen

02 Tufts.....	W	22	0
09 Trinity.....	W	17	6
016 Yale.....	L	0	17
023 Lehigh.....	W	18	0
030 Harvard+.....	L	0	9
N6 Springfield.....	Cancelled		
N13 Villanova.....	Cancelled		
N20 Washington & Jefferson.....	Cancelled		
N27 Navy.....	Cancelled		

+Cadet Eugene A. Byrne died from injuries suffered in Harvard game. The remainder of the schedule was cancelled.

1910 (6-2)

Head Coach: Harry Nelly, USMA '02
 Captain: Joseph Wier

01 Vermont.....	Cancelled		
08 Tufts.....	W	24	0
015 Yale.....	W	9	3
022 Lehigh.....	W	28	0
029 Harvard.....	L	0	6
N5 Springfield Training School.....	W	5	0
N12 Villanova.....	W	13	0
N19 Trinity.....	W	17	0
N26 Navy#.....	L	0	3

#Franklin Field, Philadelphia, Pa.

1911 (6-1-1)

Joseph Beacham
 Cornell '97
 Career: 6-1-1 (.813), 1 yr.
 Captain: Robert Hyatt

07 Vermont.....	W	12	0
014 Rutgers.....	W	18	0
021 Yale.....	W	6	0
028 Lehigh.....	W	20	0
N4 Georgetown.....	T	0	0
N11 Bucknell.....	W	20	2
N18 Colgate.....	W	12	6
N24 Navy#.....	L	0	3

#Franklin Field, Philadelphia, Pa.

1912 (5-3)

Ernest Graves
 USMA '05
 Career: 7-8-1 (.469), 1+ yrs.
 Captain: Leland Devore

05 Stevens Institute.....	W	27	0
012 Rutgers.....	W	19	0
019 Yale.....	L	0	6
026 Colgate.....	W	18	7
N2 Holy Cross+.....	Cancelled		
N9 Carlisle Indians.....	L	6	27
N16 Tufts.....	W	15	6
N23 Syracuse.....	W	23	7
N30 Navy#.....	L	0	6

+Game cancelled due to death of Vice President James S. Sherman
 #Franklin Field, Philadelphia, Pa.

1913 (8-1)

Charles Daly
 USMA '05
 Career: 58-13-3 (.804), 8 yrs.
 Captain: Benjamin Hoge

N/A Norwich.....	Cancelled		
04 Stevens Institute.....	W	34	0
011 Rutgers.....	W	29	0
018 Colgate.....	W	7	6
025 Tufts.....	W	2	0
N1 Notre Dame.....	L	13	35
N8 Albright.....	W	77	0
N15 Villanova.....	W	55	0
N22 Springfield Training School.....	W	14	7
N29 Navy#.....	W	22	9

#Polo Grounds, New York, N.Y.

1914 (9-0)

Head Coach: Charles Daly, USMA '05
 Captain: Vernon Prichard

03 Stevens Institute.....	W	49	0
010 Rutgers.....	W	13	0
017 Colgate.....	W	21	7
024 Holy Cross.....	W	14	0
031 Villanova.....	W	41	0
N7 Notre Dame.....	W	20	7
N14 Maine.....	W	28	0
N21 Springfield.....	W	13	6
N28 Navy#.....	W	20	0

#Franklin Field, Philadelphia, Pa.

1915 (5-3-1)

Head Coach: Charles Daly, USMA '05
 Captain: Alexander Weyand

02 Holy Cross.....	T	14	14
09 Gettysburg.....	W	22	0
016 Colgate.....	L	0	13
023 Georgetown.....	W	10	0
030 Villanova.....	L	13	16
N6 Notre Dame.....	L	0	7
N13 Maine.....	W	24	0
N20 Springfield.....	W	17	7
N27 Navy#.....	W	14	0

#Polo Grounds, New York, N.Y.

1916 (9-0)

Head Coach: Charles Daly, USMA '05
 Captain: John McEwan

S30 Lebanon Valley.....	W	3	0
07 Washington & Lee.....	W	14	7
014 Holy Cross.....	W	17	0
021 Trinity.....	W	53	0
028 Villanova.....	W	69	7
N4 Notre Dame.....	W	30	10
N11 Maine.....	W	17	3
N18 Springfield.....	W	17	2
N25 Navy#.....	W	15	7

#Polo Grounds, New York, N.Y.

1917 (7-1)

Geoffrey Keyes
 USMA '13
 Career: 7-1 (.875), 1 yr.
 Captains: Lawrence Jones, Elmer Oliphant

06 Carnegie Tech.....	W	28	0
013 Virginia Military Institute.....	W	34	0
020 Tufts.....	W	26	3
027 Villanova.....	W	21	7
N3 Notre Dame.....	L	2	7
N10 Carlisle.....	W	28	0
N17 Lebanon Valley.....	W	50	0
N24 Boston College.....	W	13	7



YEAR-BY-YEAR RESULTS

1918 (1-0)

Hugh Mitchell

USMA '16

Career: 1-0 (1.000), 1 yr.

Captain: Eugene Vidal

S28 Mitchel Field Aviators W 20 0
 Remainder of season cancelled due to World War I

1919 (6-3)

Charles Daly

USMA '05

Career: 58-13-3 (.804), 8 yrs.

Captain: Alexander George

S27 Middlebury W 14 0
 04 Holy Cross W 9 0
 011 Syracuse L 3 7
 018 Maine W 6 0
 025 Boston College W 13 0
 N1 Tufts W 24 13
 N8 Notre Dame L 9 12
 N15 Villanova W 62 0
 N29 Navy# L 0 6
 #Polo Grounds, New York, N.Y.

1920 (7-2)

Head Coach: Charles Daly, USMA '05

Captain: Glenn Wilhide

02 Union W 35 0
 02 Marshall College W 38 0
 09 Middlebury W 29 0
 016 Springfield W 26 7
 023 Tufts W 28 6
 030 Notre Dame L 17 27
 N6 Lebanon Valley W 53 0
 N13 Bowdoin W 90 0
 N27 Navy# L 0 7
 #Polo Grounds, New York, N.Y.

1921 (6-4)

Head Coach: Charles Daly, USMA '05

Captain: Francis Greene

01 Springfield W 28 6
 01 New Hampshire L 7 10
 08 Middlebury W 19 0
 08 Lebanon Valley W 33 0
 015 Wabash W 21 0
 022 at Yale L 7 14
 029 Susquehanna W 53 0
 N5 Notre Dame L 0 28
 N12 Villanova W 49 0
 N26 Navy# L 0 7
 #Polo Grounds, New York, N.Y.

1922 (8-0-2)

Head Coach: Charles Daly, USMA '05

Captain: Waldemar Breidster

S30 Springfield W 35 0
 S30 Lebanon Valley W 12 0
 07 Kansas W 13 0
 014 Auburn W 19 6
 021 New Hampshire W 33 0
 028 at Yale T 7 7
 N4 St. Bonaventure W 53 0
 N11 Notre Dame T 0 0
 N18 Bates W 39 0
 N25 Navy# W 17 14
 #Franklin Field, Philadelphia, Pa.

1923 (6-2-1)

John McEwan

USMA '17

Career: 18-5-3 (.750), 3 yrs.

Captain: Denis Mulligan

S29 Tennessee W 41 0
 06 Florida W 20 0
 013 Notre Dame# L 0 13
 020 Auburn W 28 6
 027 Lebanon Valley W 74 0
 N3 at Yale L 10 31
 N10 Arkansas Tech W 44 0
 N17 Bethany W 20 6
 N24 Navy+ T 0 0
 #Ebbets Field, Brooklyn, N.Y.
 +Polo Grounds, New York, N.Y.

1924 (5-1-2)

Head Coach: John McEwan, USMA '17

Captain: Edgar Garbisch

04 Saint Louis# W 17 0
 011 Detroit W 20 0
 019 Notre Dame+ L 7 13
 025 Boston University W 20 0
 N1 at Yale T 7 7
 N8 Florida W 14 7
 N15 Columbia* T 14 14
 N29 Navy** W 12 0
 #First game in Michie Stadium
 +Polo Grounds, New York, N.Y.
 *Michie Stadium dedicated
 **Municipal Stadium, Baltimore, Md.

1925 (7-2)

Head Coach: John McEwan, USMA '17

Captain: Henry Baxter

03 Detroit W 31 6
 010 Knox College W 26 7
 017 Notre Dame# W 27 0
 024 Saint Louis W 19 0
 031 at Yale L 7 28
 N7 Davis & Elkins W 14 6
 N14 Columbia+ L 7 21
 N21 Ursinus W 44 0
 N28 Navy+ W 10 3
 #Yankee Stadium, New York, N.Y.
 +Polo Grounds, New York, N.Y.

1926 (7-1-1)

Biff Jones

USMA '17

Career: 30-8-2 (.775), 4 yrs.

Captain: Orville Hewitt

02 Detroit W 21 0
 09 Davis & Elkins W 21 7
 016 Syracuse W 27 21
 023 Boston University W 41 0
 030 at Yale W 33 0
 N6 Franklin & Marshall W 55 0
 N13 Notre Dame# L 0 7
 N20 Ursinus W 21 15
 N27 Navy+ T 21 21
 #Yankee Stadium, New York, N.Y.
 +Soldier Field, Chicago, Ill.

1927 (9-1)

Head Coach: Biff Jones, USMA '17

Captain: Harry Wilson

S24 Boston University W 13 0
 01 Detroit W 6 0
 08 Marquette W 21 12
 015 Davis & Elkins W 27 6
 022 at Yale L 6 10
 029 Bucknell W 34 0
 N5 Franklin & Marshall W 45 0
 N12 Notre Dame# W 18 0
 N19 Ursinus W 13 0
 N26 Navy+ W 14 9
 #Yankee Stadium, New York, N.Y.
 +Polo Grounds, New York, N.Y.

1928 (8-2)

Head Coach: Biff Jones, USMA '17

Captain: Mortimer Sprague

S29 Boston University W 35 0
 06 Southern Methodist W 14 13
 013 Providence W 44 0
 020 at Harvard W 15 0
 027 at Yale W 18 6
 N3 De Pauw W 38 12
 N10 Notre Dame# L 6 12
 N17 Carleton College W 32 7
 N24 Nebraska W 13 3
 D1 Stanford# L 0 26
 #Yankee Stadium, New York, N.Y.

1929 (6-4-1)

Head Coach: Biff Jones, USMA '17

Captain: Christian Cagle

S28 Boston University W 26 0
 05 Gettysburg W 33 7
 012 Davidson W 23 7
 019 at Harvard T 20 20
 026 at Yale L 13 21
 N2 South Dakota W 33 6
 N9 at Illinois L 7 17
 N16 Dickinson W 89 7
 N23 Ohio Wesleyan W 19 6
 N30 Notre Dame# L 0 7
 D28 at Stanford L 13 34
 #Yankee Stadium, New York, N.Y.

1930 (9-1-1)

Ralph Sasse

USMA '16

Career: 25-5-2 (.813), 3 yrs.

Captain: Charles Humber

S27 Boston University W 39 0
 04 Furman W 54 0
 011 Swarthmore W 39 0
 018 at Harvard W 6 0
 025 at Yale T 7 7
 N1 North Dakota W 33 6
 N8 Illinois# W 13 0
 N15 Kentucky Wesleyan W 47 2
 N22 Ursinus W 18 0
 N29 Notre Dame+ L 6 7
 D13 Navy# W 6 0
 #Yankee Stadium, New York, N.Y.
 +Soldier Field, Chicago, Ill.



YEAR-BY-YEAR RESULTS

1931 (8-2-1)

Head Coach: Ralph Sasse, USMA '16
Captain: John Price

S26	Ohio Northern.....	W	60	0
03	Knox College.....	W	67	6
010	Michigan State.....	W	20	7
017	Harvard.....	L	13	14
024	at Yale.....	T	6	6
031	Colorado College.....	W	27	0
N7	Louisiana State.....	W	20	0
N14	at Pittsburgh.....	L	0	26
N21	Ursinus.....	W	54	6
N28	Notre Dame#.....	W	12	0
D12	Navy#.....	W	17	7

#Yankee Stadium, New York, N.Y.
Cadet Richard Sheridan died from injuries sustained in Yale game.

1932 (8-2)

Head Coach: Ralph Sasse, USMA '16
Captain: Milt Summerfelt

01	Furman.....	W	13	0
08	Carleton College.....	W	57	0
015	Pittsburgh.....	L	13	18
022	at Yale.....	W	20	0
029	William & Mary.....	W	33	0
N5	at Harvard.....	W	46	0
N12	North Dakota State.....	W	52	0
N19	West Virginia Wesleyan.....	W	7	0
N26	Notre Dame#.....	L	0	21
D3	Navy+.....	W	20	0

#Yankee Stadium, New York, N.Y.
+Franklin Field, Philadelphia, Pa.

1933 (9-1)

Gar Davidson
USMA '27
Career: 35-11-1 (.755), 5 yrs.
Captain: Harvey Jablonsky

S30	Mercer.....	W	19	6
07	Virginia Military Institute.....	W	32	0
014	Delaware.....	W	52	0
021	Illinois#.....	W	6	0
028	at Yale.....	W	21	0
N4	Coe College.....	W	34	0
N11	at Harvard.....	W	27	0
N18	Pa. Military College.....	W	12	0
N25	Navy+.....	W	12	7
D2	Notre Dame*.....	L	12	13

#Cleveland, Ohio
+Franklin Field, Philadelphia, Pa.
*Yankee Stadium, New York, N.Y.

1934 (7-3)

Head Coach: Gar Davidson, USMA '27
Captain: Joseph Stancook

S29	Washburn College.....	W	19	0
06	Davidson.....	W	41	0
013	Drake.....	W	48	0
020	University of the South.....	W	20	0
027	at Yale.....	W	20	12
N3	at Illinois.....	L	0	7
N10	at Harvard.....	W	27	6
N17	The Citadel.....	W	34	0
N24	Notre Dame#.....	L	6	12
D1	Navy+.....	L	0	3

#Yankee Stadium, New York, N.Y.
+Franklin Field, Philadelphia, Pa.

1935 (6-2-1)

Head Coach: Gar Davidson, USMA '27
Captain: William Shuler

05	William & Mary.....	W	14	0
012	Gettysburg.....	W	54	0
019	Harvard.....	W	13	0
026	at Yale.....	W	14	8
N2	Mississippi State.....	L	7	13
N9	at Pittsburgh.....	L	6	29
N16	Notre Dame#.....	T	6	6
N23	Vermont.....	W	34	0
N30	Navy+.....	W	28	6

#Yankee Stadium, New York, N.Y.

+Franklin Field, Philadelphia, Pa.

1936 (6-3)

Head Coach: Gar Davidson, USMA '27
Captain: Woodrow Stromberg

03	Washington & Lee.....	W	28	0
010	Columbia#.....	W	27	16
017	at Harvard.....	W	32	0
024	Springfield.....	W	33	0
031	Colgate.....	L	7	14
N7	Muhlenberg.....	W	54	7
N14	Notre Dame#.....	L	6	20
N21	Hobart.....	W	51	7
N28	Navy+.....	L	0	7

#Yankee Stadium, New York, N.Y.

+Municipal Stadium, Philadelphia, Pa.

1937 (7-2)

Head Coach: Gar Davidson, USMA '27
Captain: James Isbell

02	Clemson.....	W	21	6
09	Columbia.....	W	21	18
016	at Yale.....	L	7	15
023	Washington of St. Louis.....	W	47	7
030	Virginia Military Institute.....	W	20	7
N6	at Harvard.....	W	7	6
N13	Notre Dame#.....	L	0	7
N20	St. John's.....	W	47	6
N27	Navy+.....	W	6	0

#Yankee Stadium, New York, N.Y.

+Municipal Stadium, Philadelphia, Pa.

1938 (8-2)

William Wood
USMA '25
Career: 12-13-3 (.482), 3 yrs.
Captain: James Schwenk

S24	Wichita.....	W	32	0
01	Virginia Polytechnic Inst.....	W	39	0
08	Columbia.....	L	18	20
015	at Harvard.....	W	20	17
022	Boston University.....	W	40	0
029	Notre Dame#.....	L	7	19
N5	Franklin & Marshall.....	W	20	12
N12	Chattanooga.....	W	34	13
N19	at Princeton.....	W	19	7
N26	Navy+.....	W	14	7

#Yankee Stadium, New York, N.Y.

+Municipal Stadium, Philadelphia, Pa.

1939 (3-4-2)

Head Coach: William Wood, USMA '25
Captain: Harry Stella

S30	Furman.....	W	16	7
07	Centre College.....	W	9	6
014	at Columbia.....	T	6	6
021	at Yale.....	L	15	20
028	Ursinus.....	W	46	13
N4	Notre Dame#.....	L	0	14
N11	at Harvard.....	L	0	15
N18	Penn State.....	T	14	14
D2	Navy+.....	L	0	10

#Yankee Stadium, New York, N.Y.

+Municipal Stadium, Philadelphia, Pa.

1940 (1-7-1)

Head Coach: William Wood, USMA '25
Captain: William Gillis

05	Williams.....	W	20	19
012	Cornell.....	L	0	45
019	at Harvard.....	T	6	6
026	Lafayette.....	L	0	19
N2	Notre Dame#.....	L	0	7
N9	Brown.....	L	9	13
N16	at Pennsylvania.....	L	0	48
N23	at Princeton.....	L	19	26
N30	Navy+.....	L	0	14

#Yankee Stadium, New York, N.Y.

+Municipal Stadium, Philadelphia, Pa.

1941 (5-3-1)

Earl Blaik
USMA '20
Career: 121-33-10 (.768), 18 yrs.
Captain: Ray Murphy

04	The Citadel.....	W	19	6
011	Virginia Military Institute.....	W	27	20
018	at Yale.....	W	20	7
025	Columbia.....	W	13	0
N1	Notre Dame#.....	T	0	0
N8	at Harvard.....	L	6	20
N15	at Pennsylvania.....	L	7	14
N22	West Virginia.....	W	7	6
N29	Navy+.....	L	6	14

#Yankee Stadium, New York, N.Y.

+Municipal Stadium, Philadelphia, Pa.

1942 (6-3)

Head Coach: Earl Blaik, USMA '20
Captain: Henry Mazur

03	Lafayette.....	W	14	0
010	Cornell.....	W	28	8
017	at Columbia.....	W	34	6
024	at Harvard.....	W	14	0
031	at Pennsylvania.....	L	0	19
N7	Notre Dame#.....	L	0	13
N14	Virginia Polytechnic Inst.....	W	19	7
N21	Princeton#.....	W	40	7
N28	at Navy+.....	L	0	14

#Yankee Stadium, New York, N.Y.

+Thompson Stadium, Annapolis, Md.



YEAR-BY-YEAR RESULTS

1943 (7-2-1)

Head Coach: Earl Blaik, USMA '20
Captains: Casimir Myslinski, Robin Olds*

S25 Villanova.....	W	27	0
02 Colgate.....	W	42	0
09 Temple.....	W	51	0
016 at Columbia.....	W	52	0
023 at Yale.....	W	39	7
030 at Pennsylvania.....	T	13	13
N6 Notre Dame#.....	L	0	26
N13 Sampson, USN.....	W	16	7
N20 Brown.....	W	59	0
N27 Navy+.....	L	0	13

*Member of War Class, graduated early
#Yankee Stadium, New York, N.Y.
+Michie Stadium, West Point, N.Y.

1944 (9-0)

NATIONAL CHAMPIONS

Head Coach: Earl Blaik, USMA '20
Captain: Tom Lombardo

S30 North Carolina.....	W	46	0
07 Brown.....	W	59	7
014 Pittsburgh.....	W	69	7
021 Coast Guard Academy.....	W	76	0
028 Duke#.....	W	27	7
N4 Villanova.....	W	83	0
N11 Notre Dame+.....	W	59	0
N18 at Pennsylvania.....	W	62	7
D2 Navy*.....	W	23	7

#Polo Grounds, New York, N.Y.
+Yankee Stadium, New York, N.Y.
*Municipal Stadium, Baltimore, Md.

1945 (9-0)

NATIONAL CHAMPIONS

Head Coach: Earl Blaik, USMA '20
Captain: John Green

S29 Louisville, AAF.....	W	32	0
06 Wake Forest.....	W	54	0
013 Michigan#.....	W	28	7
020 Melville, R.I., USN.....	W	55	13
027 Duke+.....	W	48	13
N3 Villanova.....	W	54	0
N10 Notre Dame#.....	W	48	0
N17 at Pennsylvania.....	W	61	0
D1 Navy*.....	W	32	13

#Yankee Stadium, New York, N.Y.
+Polo Grounds, New York, N.Y.
*Municipal Stadium, Philadelphia, Pa.

1946 (9-0-1)

NATIONAL CHAMPIONS

Head Coach: Earl Blaik, USMA '20
Captains: Felix "Doc" Blanchard, Glenn Davis

S21 Villanova.....	W	35	0
S28 Oklahoma.....	W	21	7
05 Cornell.....	W	46	21
012 at Michigan.....	W	20	13
019 Columbia.....	W	48	14
026 Duke#.....	W	19	0
N2 West Virginia.....	W	19	0
N9 Notre Dame+.....	T	0	0
N16 at Pennsylvania.....	W	34	7
N30 Navy*.....	W	21	18

#Polo Grounds, New York, N.Y.
+Yankee Stadium, New York, N.Y.
*Municipal Stadium, Philadelphia, Pa.
Blaik acclaimed "Coach of the Year"

1947 (5-2-2)

Head Coach: Earl Blaik, USMA '20
Captain: Joe Steffy

S27 Villanova.....	W	13	0
04 Colorado.....	W	47	0
011 Illinois#.....	T	0	0
018 Virginia Polytechnic Inst.....	W	40	0
025 at Columbia.....	L	20	21
N1 Washington & Lee.....	W	65	13
N8 at Notre Dame.....	L	7	27
N15 at Pennsylvania.....	T	7	7
N29 Navy+.....	W	21	0

#Yankee Stadium, New York, N.Y.
+Municipal Stadium, Philadelphia, Pa.

1948 (8-0-1)

Head Coach: Earl Blaik, USMA '20
Captain: Bill Yeoman

S25 Villanova.....	W	28	0
02 Lafayette.....	W	54	7
09 at Illinois.....	W	26	21
016 Harvard.....	W	20	7
023 at Cornell.....	W	27	6
030 Virginia Polytechnic Inst.....	W	49	7
N6 Stanford#.....	W	43	0
N13 at Pennsylvania.....	W	26	20
N27 Navy+.....	T	21	21

#Yankee Stadium, New York, N.Y.
+Municipal Stadium, Philadelphia, Pa.

1949 (9-0)

Head Coach: Earl Blaik, USMA '20
Captain: John Trent

S24 Davidson.....	W	47	7
01 Penn State.....	W	42	7
08 at Michigan.....	W	21	7
015 at Harvard.....	W	54	14
022 Columbia.....	W	63	6
029 Virginia Military Institute.....	W	40	14
N5 Fordham.....	W	35	0
N12 at Pennsylvania.....	W	14	13
N26 Navy#.....	W	38	0

#Municipal Stadium, Philadelphia, Pa.

1950 (8-1)

Head Coach: Earl Blaik, USMA '20
Captain: Dan Foldberg

S30 Colgate.....	W	28	0
07 Penn State.....	W	41	7
014 Michigan#.....	W	27	6
021 at Harvard.....	W	49	0
028 at Columbia.....	W	34	0
N4 at Pennsylvania.....	W	28	13
N11 New Mexico.....	W	51	0
N18 at Stanford.....	W	7	0
D2 Navy+.....	L	2	14

#Yankee Stadium, New York, N.Y.
+Municipal Stadium, Philadelphia, Pa.

1951 (2-7)

Head Coach: Earl Blaik, USMA '20
Captains: Appointed by Game

S29 Villanova.....	L	7	21
06 at Northwestern.....	L	14	20
013 Dartmouth.....	L	14	28
020 at Harvard.....	L	21	22
027 Columbia.....	W	14	9
N3 Southern California#.....	L	6	28
N10 The Citadel.....	W	27	6
N17 at Pennsylvania.....	L	6	7
D1 Navy+.....	L	7	42

#Yankee Stadium, New York, N.Y.
+Municipal Stadium, Philadelphia, Pa.

1952 (2-7)

Head Coach: Earl Blaik, USMA '20
Captain: Alfred Paulekas

S27 South Carolina.....	W	28	7
04 at Southern California.....	L	0	22
011 Dartmouth.....	W	37	7
018 Pittsburgh.....	L	14	22
025 at Columbia.....	T	14	14
N1 Virginia Military Institute.....	W	42	14
N8 at Georgia Tech.....	L	6	45
N15 at Pennsylvania.....	W	14	13
N29 Navy#.....	L	0	7

#Municipal Stadium, Philadelphia, Pa.

1953 (7-1-1)

Head Coach: Earl Blaik, USMA '20
Captain: LeRoy Lunn

S26 Furman.....	W	41	0
03 at Northwestern.....	L	20	33
010 Dartmouth.....	W	27	0
017 Duke#.....	W	14	13
024 Columbia.....	W	40	7
031 at Tulane.....	T	0	0
N7 North Carolina State.....	W	27	7
N14 at Pennsylvania.....	W	21	14
N28 Navy+.....	W	20	7

#Polo Grounds, New York, N.Y.
+Municipal Stadium, Philadelphia, Pa.

1954 (7-2)

Head Coach: Earl Blaik, USMA '20
Captain: Bob Farris

S25 South Carolina.....	L	20	34
02 at Michigan.....	W	26	7
09 Dartmouth.....	W	60	0
016 at Duke.....	W	28	14
023 at Columbia.....	W	67	12
030 Virginia.....	W	21	20
N6 at Yale.....	W	48	7
N13 at Pennsylvania.....	W	35	0
N27 Navy#.....	L	20	27

#Municipal Stadium, Philadelphia, Pa.

1955 (6-8)

Head Coach: Earl Blaik, USMA '20
Captain: Pat Uebel

S24 Furman.....	W	81	0
01 Penn State.....	W	35	6
08 at Michigan.....	L	2	26
015 Syracuse.....	L	0	13
022 Columbia.....	W	45	0
029 Colgate.....	W	27	7
N5 at Yale.....	L	12	14
N12 at Pennsylvania.....	W	40	0
N26 Navy#.....	W	14	6

#Municipal Stadium, Philadelphia, Pa.



YEAR-BY-YEAR RESULTS

1956 (5-3-1)

Head Coach: Earl Blaik, USMA '20
Captain: Ed Szvetez

S29	Virginia Military Institute.....	W	32	12
06	Penn State.....	W	14	7
013	at Michigan.....	L	14	48
020	at Syracuse.....	L	0	7
027	at Columbia.....	W	60	0
N3	Colgate.....	W	55	46
N10	William & Mary.....	W	34	6
N17	at Pittsburgh.....	L	7	20
D1	Navy#.....	T	7	7

#Municipal Stadium, Philadelphia, Pa.

1957 (7-2)

Head Coach: Earl Blaik, USMA '20
Captain: James Kernan

S28	Nebraska.....	W	42	0
05	at Penn State.....	W	27	13
012	Notre Dame#.....	L	21	23
019	Pittsburgh.....	W	29	13
026	at Virginia.....	W	20	12
N2	Colgate.....	W	53	7
N9	Utah.....	W	39	33
N16	Tulane.....	W	20	14
N30	Navy#.....	L	0	14

#Municipal Stadium, Philadelphia, Pa.

1958 (3-0-1)

Head Coach: Earl Blaik, USMA '20
Captain: Pete Dawkins

S27	South Carolina.....	W	45	8
04	Penn State.....	W	26	0
011	at Notre Dame.....	W	14	2
018	Virginia.....	W	35	6
025	at Pittsburgh.....	T	14	14
N1	Colgate.....	W	68	6
N8	at Rice.....	W	14	7
N15	Villanova.....	W	26	0
N29	Navy#.....	W	22	6

#Municipal Stadium, Philadelphia, Pa.

Virginia game marks first Homecoming Game in Army history

1959 (4-4-1)

Dale Hall
USMA '45
Career: 16-11-2 (.586), 3 yrs.
Captain: Bill Carpenter

S26	Boston College.....	W	44	8
03	at Illinois.....	L	14	20
010	Penn State.....	L	11	17
017	at Duke.....	W	21	6
024	Colorado State.....	W	25	6
031	Air Force#.....	T	13	13
N7	Villanova.....	W	14	0
N14	at Oklahoma.....	L	20	28
N28	Navy+.....	L	12	43

#Yankee Stadium, New York, N.Y.

+Municipal Stadium, Philadelphia, Pa.

1960 (6-3-1)

Head Coach: Dale Hall, USMA '45
Captains: Frank Gibson, Al Vanderbush

S17	Buffalo.....	W	37	0
S24	Boston College.....	W	20	7
01	at California.....	W	28	10
08	Penn State.....	L	16	27
015	at Nebraska.....	L	9	14
022	Villanova.....	W	54	0
029	Miami (Ohio).....	W	30	7
N5	Syracuse#.....	W	9	6
N12	at Pittsburgh.....	T	7	7
N26	Navy+.....	L	12	17

#Yankee Stadium, New York, N.Y.

+Municipal Stadium, Philadelphia, Pa.

1961 (6-4)

Head Coach: Dale Hall, USMA '45
Captain: Michael Casp

S23	Richmond.....	W	24	6
S30	Boston University.....	W	31	7
07	at Michigan.....	L	8	38
014	at Penn State.....	W	10	6
021	Idaho.....	W	51	7
028	West Virginia.....	L	3	7
N4	Detroit.....	W	34	7
N11	William & Mary.....	W	48	13
N18	Oklahoma#.....	L	8	14
D2	Navy+.....	L	7	13

#Yankee Stadium, New York, N.Y.

+Municipal Stadium, Philadelphia, Pa.

1962 (6-4)

Paul Dietzel
Miami (Ohio) '48
Career: 21-18-1 (.538), 4 yrs.
Captain: John Ellerson

S22	Wake Forest.....	W	40	14
S29	Syracuse#.....	W	9	2
06	at Michigan.....	L	7	17
013	Penn State.....	W	9	6
020	Virginia Polytechnic Inst.....	W	20	12
027	at George Washington.....	W	14	0
N3	at Boston University.....	W	26	0
N10	Oklahoma State.....	L	7	12
N17	Pittsburgh+.....	L	6	7
D1	Navy*.....	L	14	34

#Polo Grounds, New York, N.Y.

+Yankee Stadium, New York, N.Y.

*Municipal Stadium, Philadelphia, Pa.

1963 (7-3)

Head Coach: Paul Dietzel, Miami (Ohio) '48
Captain: Dick Nowak

S21	Boston University.....	W	30	0
S28	Cincinnati.....	W	22	0
05	at Minnesota.....	L	8	24
012	at Penn State.....	W	10	7
019	Wake Forest.....	W	47	0
026	Washington State.....	W	23	0
N2	Air Force#.....	W	14	10
N9	Utah.....	W	8	7
N16	at Pittsburgh.....	L	0	28
D7	Navy+.....	L	15	21

#Soldier Field, Chicago, Ill.

+Municipal Stadium, Philadelphia, Pa.

1964 (4-6)

Head Coach: Paul Dietzel, Miami (Ohio) '48
Captain: Rollie Stichweh

S19	The Citadel.....	W	34	0
S26	Boston College.....	W	19	13
03	at Texas.....	L	6	17
010	Penn State.....	L	2	6
017	at Virginia.....	L	14	35
024	Duke.....	L	0	6
031	Iowa State.....	W	9	7
N7	Syracuse#.....	L	15	27
N14	Pittsburgh.....	L	8	24
N28	Navy+.....	W	11	8

#Yankee Stadium, New York, N.Y.

+JFK Stadium, Philadelphia, Pa.

1965 (4-5-1)

Head Coach: Paul Dietzel, Miami (Ohio) '48
Captain: Sonny Stowers

S18	at Tennessee.....	L	0	21
S25	Virginia Military Institute.....	W	21	7
02	Boston College.....	W	10	0
09	Notre Dame#.....	L	0	17
016	Rutgers.....	W	23	6
023	at Stanford.....	L	14	31
030	Colgate.....	L	28	29
N6	Air Force+.....	L	3	14
N13	Wyoming.....	W	13	0
N27	Navy*.....	T	7	7

#Shea Stadium, New York, N.Y.

+Soldier Field, Chicago, Ill.

*JFK Stadium, Philadelphia, Pa.

1966 (3-2)

Tom Cahill
Niagara '42
Career: 40-39-2 (.506), 8 yrs.
Captain: Townsend Clarke

S17	Kansas State.....	W	21	6
S24	Holy Cross.....	W	14	0
01	Penn State.....	W	11	0
08	at Notre Dame.....	L	0	35
015	at Rutgers.....	W	14	9
022	Pittsburgh.....	W	28	0
029	Tennessee#.....	L	7	38
N5	George Washington.....	W	20	7
N12	at California.....	W	6	3
N26	Navy+.....	W	20	7

#Memorial Stadium, Memphis, Tenn.

+JFK Stadium, Philadelphia, Pa.

Cahill acclaimed "Coach of the Year"

1967 (3-2)

Head Coach: Tom Cahill, Niagara '42
Captain: Bohdan Neswiacheny

S23	Virginia.....	W	26	7
S30	at Boston College.....	W	21	10
07	Duke.....	L	7	10
013	at Southern Methodist.....	W	24	6
021	Rutgers.....	W	14	3
028	Stanford.....	W	24	20
N4	at Air Force.....	W	10	7
N11	Utah.....	W	22	0
N18	at Pittsburgh.....	W	21	12
D2	Navy#.....	L	14	19

#JFK Stadium, Philadelphia, Pa.



YEAR-BY-YEAR RESULTS

1968 (7-3)

Head Coach: Tom Cahill, Niagara '42
 Captain: Ken Johnson

S21	The Citadel	W	34	14
S28	Vanderbilt	L	13	17
O5	at Missouri	L	3	7
O12	California	W	10	7
O19	at Rutgers	W	24	0
O26	Duke	W	57	25
N2	at Penn State	L	24	28
N9	Boston College	W	58	25
N16	at Pittsburgh	W	26	0
N30	Navy#	W	21	14

#JFK Stadium, Philadelphia, Pa.

1969 (4-5-1)

Head Coach: Tom Cahill, Niagara '42
 Captain: Lynn Moore

S20	New Mexico	W	31	14
S27	at Vanderbilt	W	16	6
O4	Texas A&M	L	13	20
O11	Notre Dame#	L	0	45
O18	Utah State	L	7	23
O25	Boston College	W	38	7
N1	Air Force	L	6	13
N8	at Oregon	T	17	17
N15	Pittsburgh	L	6	15
N29	Navy+	W	27	0

#Yankee Stadium, New York, N.Y.
 +JFK Stadium, Philadelphia, Pa.

1970 (1-9-1)

Head Coach: Tom Cahill, Niagara '42
 Captain: Ken Wyrick

S12	Holy Cross	W	26	0
S19	Baylor	L	7	10
S26	at Nebraska	L	0	28
O3	at Tennessee	L	3	48
O10	at Notre Dame	L	10	51
O17	at Virginia	L	20	21
O24	Penn State	L	14	38
O31	at Boston College	L	13	21
N7	Syracuse	L	29	31
N14	Oregon	T	22	22
N28	Navy#	L	7	11

#JFK Stadium, Philadelphia, Pa.

1971 (6-4)

Head Coach: Tom Cahill, Niagara '42
 Captain: John Roth

S18	Stanford	L	3	38
S25	at Georgia Tech	W	16	13
O2	Missouri	W	22	6
O9	at Penn State	L	0	42
O16	at Air Force	L	7	20
O23	Virginia	W	14	9
O29	at Miami (Fla.)	L	13	24
N6	Rutgers	W	30	17
N13	Pittsburgh	W	17	14
N27	Navy#	W	24	23

#JFK Stadium, Philadelphia, Pa.

1972 (6-4)

Head Coach: Tom Cahill, Niagara '42
 Captain: Steve Bogosian

S23	Nebraska	L	7	77
S30	at Texas A&M	W	24	14
O7	Lehigh	W	26	21
O14	Penn State	L	0	45
O21	at Rutgers	W	35	28
O28	Miami (Fla.)	L	7	28
N4	Air Force	W	17	14
N11	at Syracuse	L	6	27
N18	Holy Cross	W	15	13
D2	Navy#	W	23	15

#JFK Stadium, Philadelphia, Pa.

1973 (0-10)

Head Coach: Tom Cahill, Niagara '42
 Captains: Jim Ward, Skip Whitman

S22	Tennessee	L	18	37
S29	California	L	6	51
O6	at Georgia Tech	L	10	14
O13	at Penn State	L	3	54
O20	Notre Dame	L	3	62
O27	Holy Cross	L	10	17
N3	at Air Force	L	10	43
N10	Miami (Fla.)	L	7	19
N17	Pittsburgh	L	0	34
D1	Navy#	L	0	51

#JFK Stadium, Philadelphia, Pa.

1974 (3-8)

Homer Smith
 Princeton '54
 Career: 21-33-1 (.391), 5 yrs.
 Captain: Bob Johnson

S14	Lafayette	W	14	7
S21	Tulane	L	14	31
S28	at California	L	14	27
O5	Penn State	L	14	21
O12	at Duke	L	14	33
O19	at Notre Dame	L	0	48
O26	Holy Cross	W	13	10
N2	Vanderbilt	L	14	38
N9	Air Force	W	17	16
N16	at North Carolina	L	42	56
N30	Navy#	L	0	19

#JFK Stadium, Philadelphia, Pa.

1975 (2-9)

Head Coach: Homer Smith, Princeton '54
 Captains: Scott Gillogly, Al Staerke

S13	Holy Cross	W	44	7
S20	Lehigh	W	54	32
S27	Villanova	L	0	10
O4	at Stanford	L	14	67
O11	Duke	L	10	21
O18	Pittsburgh	L	20	52
O25	at Penn State	L	0	31
N1	at Air Force	L	3	33
N8	Boston College	L	0	31
N15	at Vanderbilt	L	14	23
N29	Navy#	L	6	30

#JFK Stadium, Philadelphia, Pa.

1976 (5-6)

Head Coach: Homer Smith, Princeton '54
 Captain: Jeff Jancek

S11	Lafayette	W	16	6
S18	Holy Cross	W	26	24
S25	North Carolina	L	32	34
O2	Stanford	W	21	20
O9	at Penn State	L	16	38
O16	at Tulane	L	10	23
O23	Boston College	L	10	27
O30	Air Force	W	24	7
N6	at Pittsburgh	L	7	37
N13	Colgate	W	29	13
N27	Navy#	L	10	38

#JFK Stadium, Philadelphia, Pa.

1977 (7-4)

Head Coach: Homer Smith, Princeton '54
 Captains: Chuck D'Amico, Leamon Hall

S10	Massachusetts	W	34	10
S17	Virginia Military Institute	W	27	14
S24	at Boston College	L	28	49
O1	Colorado	L	0	31
O8	Villanova	W	34	32
O15	Notre Dame#	L	0	24
O22	Lafayette	W	42	6
O29	Holy Cross	W	48	7
N5	at Air Force	W	31	6
N12	Pittsburgh#	L	26	52
N26	Navy+	W	17	14

#Giants Stadium, East Rutherford, N.J.
 +JFK Stadium, Philadelphia, Pa.

1978 (4-6-1)

Head Coach: Homer Smith, Princeton '54
 Captains: Clennie Brundidge, Chuck Schott

S16	Lafayette	W	24	14
S23	Virginia	L	17	21
S30	Washington State	T	21	21
O7	at Tennessee	L	13	31
O14	Holy Cross	L	0	31
O21	at Florida	L	7	31
O28	Colgate	W	28	3
N4	Air Force	W	28	14
N11	Boston College	W	29	26
N18	at Pittsburgh	L	17	35
D2	Navy#	L	0	28

#JFK Stadium, Philadelphia, Pa.

1979 (2-8-1)

Lou Saban
 Baldwin-Wallace '48
 Career: 2-8-1 (.227), 1 yr.
 Captain: George Mayes

S15	Connecticut	W	26	10
S22	at Stanford	W	17	13
S29	North Carolina	L	3	41
O6	Duke	T	17	17
O13	at Penn State	L	3	24
O20	Baylor	L	0	55
O27	Boston College	L	16	29
N3	at Air Force	L	7	28
N10	at Rutgers#	L	0	20
N17	Pittsburgh	L	0	40
D1	Navy+	L	7	31

#Giants Stadium, East Rutherford, N.J.
 +JFK Stadium, Philadelphia, Pa.



YEAR-BY-YEAR RESULTS

1980 (3-7-1)

Ed Cavanaugh

Duke '51

Career: 10-21-2 (.333), 3 yrs.

Captain: Stan March

S13	Holy Cross.....	W	28	7
S20	California	W	26	19
S27	at Washington State	L	18	31
O4	Harvard	L	10	15
O11	Lehigh	T	24	24
O18	at Notre Dame	L	3	30
O25	at Boston College	L	14	30
N1	Rutgers	L	21	37
N8	Air Force	W	47	24
N15	Pittsburgh	L	7	45
N29	Navy#	L	6	33

#Veterans Stadium, Philadelphia, Pa.

1981 (3-7-1)

Head Coach: Ed Cavanaugh, Duke '51

Captain: Dan Enright

S12	at Missouri.....	L	10	24
S19	Virginia Military Institute.....	L	7	14
S26	Brown.....	W	23	17
O3	at Harvard.....	W	27	13
O10	Rutgers	L	0	17
O17	Princeton	W	34	0
O24	Boston College	L	6	41
O31	at Air Force	L	3	7
N7	Holy Cross.....	L	13	28
N14	at Pittsburgh.....	L	0	48
N28	Navy#.....	T	3	3

#Veterans Stadium, Philadelphia, Pa.

1982 (4-7)

Head Coach: Ed Cavanaugh, Duke '51

Captains: Gerald Walker, Mike Williams

S11	at Missouri.....	L	10	23
S18	Lafayette.....	W	26	20
S25	at North Carolina.....	L	8	62
O2	Harvard.....	W	17	13
O9	at Rutgers#.....	L	3	24
O16	at Princeton.....	W	20	14
O23	Boston College	L	17	32
O30	Columbia	W	41	8
N6	Air Force.....	W	9	27
N13	Pittsburgh.....	L	6	24
D4	Navy+.....	L	7	24

#Giants Stadium, East Rutherford, N.J.

+Veterans Stadium, Philadelphia, Pa.

1983 (2-9)

Jim Young

Bowling Green '57

Career: 51-39-1 (.566), 8 yrs.

Captain: Jim Mitroka

S10	Colgate.....	L	13	15
S17	at Louisville	L	7	31
S24	Dartmouth.....	W	13	12
O1	at Harvard.....	L	21	24
O8	Rutgers	W	20	12
O15	Notre Dame#.....	L	0	42
O22	Lehigh.....	L	12	13
O29	at Air Force	L	20	41
N5	Boston College	L	14	34
N12	at Pittsburgh.....	L	7	38
N25	Navy+.....	L	13	42

#Giants Stadium, East Rutherford, N.J.

+Rose Bowl, Pasadena, Calif.

1984 (8-3-1)

CHERRY BOWL CHAMPIONS

Head Coach: Jim Young, Bowling Green '57

Captains: Entire Senior Class

S15	Colgate.....	W	41	15
S22	at Tennessee.....	T	24	24
S29	Duke.....	W	13	9
O6	Harvard.....	W	33	11
O13	at Rutgers#.....	L	7	14
O20	Pennsylvania.....	W	48	13
O27	at Syracuse.....	L	16	27
N3	Air Force.....	W	24	12
N10	at Boston College.....	L	31	45
N16	Montana+.....	W	45	31
D1	Navy*.....	W	28	11
D22	Michigan State%.....	W	10	6

#Giants Stadium, East Rutherford, N.J.

+Mirage Bowl, Olympic Stadium, Tokyo, Japan

*Veterans Stadium, Philadelphia, Pa.

%Cherry Bowl, Pontiac Silverdome, Pontiac, Mich.

1985 (9-3)

PEACH BOWL CHAMPIONS

Head Coach: Jim Young, Bowling Green '57

Captains: Kurt Gutierrez, Don Smith

S14	Western Michigan.....	W	48	6
S21	Rutgers.....	W	20	16
S28	at Pennsylvania.....	W	41	3
O5	Yale.....	W	59	16
O12	Boston College	W	45	14
O19	at Notre Dame.....	L	10	24
O26	Colgate.....	W	45	43
N2	Holy Cross.....	W	34	12
N9	at Air Force	L	7	45
N16	Memphis State.....	W	49	7
D7	Navy#.....	L	7	17
D31	Illinois+.....	W	31	29

#Veterans Stadium, Philadelphia, Pa.

+Peach Bowl, Fulton County Stadium, Atlanta, Ga.

1986 (6-5)

Head Coach: Jim Young, Bowling Green '57

Captains: Jim Brock, Rob Dickerson

S13	Syracuse.....	W	33	28
S20	at Northwestern.....	L	18	25
S27	Wake Forest.....	L	14	49
O4	at Yale.....	W	41	24
O11	at Tennessee.....	W	25	21
O18	Holy Cross.....	L	14	17
O25	at Rutgers#.....	L	7	35
N1	Boston College	L	20	27
N8	Air Force.....	W	21	11
N15	Lafayette.....	W	56	48
D6	Navy+.....	W	27	7

#Giants Stadium, East Rutherford, N.J.

+Veterans Stadium, Philadelphia, Pa.

1987 (5-6)

Head Coach: Jim Young, Bowling Green '57

Captains: Dave Berdan, Tory Crawford

S12	Holy Cross.....	L	24	34
S19	at Kansas State	W	41	14
S26	The Citadel	W	48	6
O3	Wake Forest.....	L	13	17
O10	at Boston College.....	L	24	29
O17	Colgate.....	L	20	22
O24	Rutgers	L	14	27
O31	Temple.....	W	17	7
N7	at Air Force	L	10	27
N14	Lafayette.....	W	49	37
D5	Navy#.....	W	17	3

#Veterans Stadium, Philadelphia, Pa.

1988 (9-3)

SUN BOWL PARTICIPANTS

Head Coach: Jim Young, Bowling Green '57

Captains: Chris Destito, Troy Lingley

S10	Holy Cross.....	W	23	3
S17	at Washington	L	17	31
S24	Northwestern	W	23	7
O1	Bucknell.....	W	58	10
O8	at Yale.....	W	33	18
O15	Lafayette.....	W	24	17
O22	at Rutgers#.....	W	34	24
N5	Air Force.....	W	28	15
N12	Vanderbilt.....	W	24	19
N19	Boston College+.....	L	24	38
D3	Navy*.....	W	20	15
D24	Alabama%.....	L	28	29

#Giants Stadium, East Rutherford, N.J.

+Lansdowne Road Stadium, Dublin, Ireland

*Veterans Stadium, Philadelphia, Pa.

%John Hancock Sun Bowl, Sun Bowl, El Paso, Texas

1989 (6-5)

Head Coach: Jim Young, Bowling Green '57

Captains: Ben Barnett, Jack Frey, Will Huff

S16	at Syracuse.....	L	7	10
S23	Wake Forest.....	W	14	10
S30	Harvard.....	W	56	28
O7	at Duke.....	L	29	35
O14	Holy Cross.....	W	45	9
O21	Lafayette.....	W	34	20
O28	Rutgers.....	W	35	14
N4	at Air Force	L	3	29
N11	Boston College	L	17	24
N18	Colgate.....	W	59	14
D9	Navy#.....	L	17	19

#Giants Stadium, East Rutherford, N.J.

1990 (6-5)

Head Coach: Jim Young, Bowling Green '57

Captains: Mike Mayweather, John Robb

S15	Holy Cross.....	W	24	7
S22	Virginia Military Institute.....	W	41	17
S29	at Wake Forest	L	14	52
O6	Duke.....	L	16	17
O13	at Boston College.....	L	20	41
O20	Lafayette.....	W	56	0
O27	Syracuse.....	L	14	26
N3	Rutgers.....	W	35	31
N10	Air Force.....	L	3	15
N17	at Vanderbilt	W	42	38
D8	Navy#.....	W	30	20

#Veterans Stadium, Philadelphia, Pa.

1991 (4-7)

Bob Sutton

Eastern Michigan '74

Career: 44-55-1 (.445), 9 yrs.

Captains: Lance Chambers, Willie McMillian, Myreon Williams

S14	Colgate.....	W	51	22
S21	North Carolina	L	12	20
S28	Harvard.....	W	21	20
O5	at Rutgers#.....	L	12	14
O12	The Citadel	L	14	20
O19	at Louisville	W	37	12
O26	Boston College	L	17	28
N2	Vanderbilt.....	L	10	41
N9	at Air Force	L	0	25
N16	Akron.....	W	19	0
D7	Navy+.....	L	3	24

#Giants Stadium, East Rutherford, N.J.

+Veterans Stadium, Philadelphia, Pa.



2013 ARMY BLACK KNIGHTS

1992 (5-6)

Head Coach: Bob Sutton, Eastern Michigan '74
Captains: Dan Davis, Mike McElrath

S12	Holy Cross.....	W	17	7
S19	at North Carolina.....	L	9	22
S26	The Citadel	L	14	15
O10	Lafayette.....	W	38	36
O17	at Rutgers#.....	L	10	45
O24	at Wake Forest	L	7	23
O31	Eastern Michigan.....	W	57	17
N7	Air Force.....	L	3	7
N14	Northern Illinois.....	W	21	14
N21	Boston College.....	L	24	41
D5	Navy+.....	W	25	24

#Giants Stadium, East Rutherford, N.J.
+Veterans Stadium, Philadelphia, Pa.

1993 (6-5)

Head Coach: Bob Sutton, Eastern Michigan '74
Captains: Kevin Czarnecki, Mark Escobedo, John Lane, Jason Sutton

S11	Colgate.....	W	30	0
S18	at Duke	L	21	42
S25	Virginia Military Institute.....	W	31	9
O2	Akron.....	W	35	14
O9	at Temple.....	W	56	21
O16	Rutgers.....	L	38	45
O23	at Boston College.....	L	14	41
O30	Western Michigan.....	L	7	20
N6	at Air Force.....	L	6	25
N13	Lafayette.....	W	35	12
D4	Navy#.....	W	16	14

#Giants Stadium, East Rutherford, N.J.

1994 (4-7)

Head Coach: Bob Sutton, Eastern Michigan '74
Captains: Joe Ross, Pat Work

S10	Holy Cross.....	W	49	3
S15	at Duke	L	7	43
S24	Temple.....	L	20	23
O1	at Wake Forest	L	27	33
O8	at Rutgers#.....	L	14	16
O15	Louisville.....	W	30	29
O22	The Citadel	W	25	24
O29	Boston College.....	L	3	30
N5	Air Force.....	L	6	10
N12	Boston University.....	L	12	21
D3	Navy+.....	W	22	20

#Giants Stadium, East Rutherford, N.J.
+Veterans Stadium, Philadelphia, Pa.

1995 (5-5-1)

Head Coach: Bob Sutton, Eastern Michigan '74
Captains: Jim Cantelupe, Joel Davis

S9	Lehigh.....	W	42	9
S16	Duke.....	L	21	23
S23	at Washington	L	13	21
S30	Rice.....	T	21	21
O14	Notre Dame#.....	L	27	28
O21	at Boston College.....	W	49	7
O28	Colgate.....	W	56	14
N4	East Carolina.....	L	25	31
N11	at Air Force.....	L	20	38
N18	Bucknell.....	W	37	6
D2	Navy+.....	W	14	13

#Giants Stadium, East Rutherford, N.J.
+Veterans Stadium, Philadelphia, Pa.

1996 (10-2)

INDEPENDENCE BOWL PARTICIPANTS

Head Coach: Bob Sutton, Eastern Michigan '74
Captains: Ben Kotwica, Ron Leshinski

S14	Ohio.....	W	37	20
S21	Duke.....	W	35	17
S28	at North Texas.....	W	27	10
O5	Yale.....	W	39	13
O12	at Rutgers*.....	W	42	21
O19	Tulane.....	W	34	10
O26	at Miami (Ohio).....	W	27	7
N2	Lafayette.....	W	41	21
N9	Air Force.....	W	23	7
N16	at Syracuse.....	L	17	42
D7	Navy+.....	W	28	24
D31	Auburn#.....	L	29	32

*Giants Stadium, East Rutherford, N.J.
+Veterans Stadium, Philadelphia, Pa.

#Poulan/Weed Eater Independence Bowl,
Independence Stadium, Shreveport, La.

Sutton acclaimed Bobby Dodd "National Coach of
the Year"

1997 (4-7)

Head Coach: Bob Sutton, Eastern Michigan '74
Captains: Joe Sachitano, Matt Yost

S6	Marshall.....	L	25	35
S13	Lafayette.....	W	41	14
S20	at Duke.....	L	17	20
S27	Miami (Ohio).....	L	14	38
O4	at Tulane.....	L	0	41
O18	Rutgers.....	W	37	35
O25	Colgate.....	W	35	27
N8	at Air Force.....	L	0	24
N15	North Texas.....	W	25	14
N22	at Boston College.....	L	20	24
D6	Navy#.....	L	7	39

#Giants Stadium, East Rutherford, N.J.

1998 (3-8, 2-4 C-USA)

Head Coach: Bob Sutton, Eastern Michigan '74
Captains: Neil Ravitz, Kenny Dale Rowland

S12	Miami (Ohio).....	L	13	14
S19	Cincinnati#.....	W	37	20
S26	at Rutgers.....	L	15	27
O3	at East Carolina*.....	L	25	30
O10	at Houston*.....	W	38	28
O17	Southern Mississippi*.....	L	13	37
O24	at Notre Dame.....	L	17	20
N7	Air Force.....	L	7	35
N14	Tulane*.....	L	35	49
N21	at Louisville*.....	L	23	35
D5	Navy+.....	W	34	30

#First-ever Conference USA game

*Conference USA game

+Veterans Stadium, Philadelphia, Pa.

1999 (3-8, 1-5 C-USA)

Head Coach: Bob Sutton, Eastern Michigan '74
Captains: Shaun Castillo, Nate Hunterton

S11	Wake Forest.....	L	15	34
S18	at Tulane*.....	L	28	48
S25	Ball State.....	W	41	21
O2	East Carolina*.....	L	14	33
O7	Louisville*..... (2OT)	W	59	52
O16	at Southern Miss*.....	L	0	24
O23	New Mexico State.....	W	35	18
N6	at Air Force.....	L	0	28
N13	at Memphis*.....	L	10	14
N20	Houston*.....	L	14	26
D4	Navy+#.....	L	9	19

*Conference USA game

+Veterans Stadium, Philadelphia, Pa.

#100th Army-Navy Classic

2000 (1-10, 1-6 C-USA)

TODD BERRY

Tulsa '83

Career: 5-35 (.125), 3+ yrs.

Captains: Bryan Bowdish, Clint Dodson, Derrick
Goodwin, Zac Hurst

S4	at Cincinnati*.....	L	17	23
S9	Boston College.....	L	17	55
S16	at Houston*.....	L	30	31
S23	Memphis*.....	L	16	26
O7	at New Mexico State.....	L	23	42
O14	at East Carolina*.....	L	21	42
O21	Tulane*.....	W	21	17
N4	Air Force.....	L	27	41
N11	at Louisville*.....	L	17	38
N18	UAB*.....	L	7	27
D2	Navy+.....	L	28	30

*Conference USA game

+PSINet Stadium, Baltimore, Md.

2001 (3-8, 2-5 C-USA)

Head Coach: Todd Berry, Tulsa '83

Captains: Clint Dodson, Clarence Holmes,
Dustin Plumadore, Brian Zickefoose

S8	Cincinnati*.....	L	21	24
S22	at UAB*.....	L	3	55
S29	at Boston College.....	L	10	31
O6	Houston*.....	W	28	14
O13	East Carolina*.....	L	26	49
O20	at TCU*.....	L	20	38
O27	Tulane*.....	W	42	35
N3	at Air Force.....	L	24	34
N10	Buffalo.....	L	19	26
N17	at Memphis*.....	L	10	42
D1	Navy+.....	W	26	17

*Conference USA game

+Veterans Stadium, Philadelphia, Pa.

2002 (1-11, 1-7 C-USA)

Head Coach: Todd Berry, Tulsa '83

Captains: Aris Comeaux, Clarence Holmes,
Ryan Kent, Alex Moore

S7	Holy Cross.....	L	21	30
S14	at Rutgers.....	L	0	44
S21	Louisville*.....	L	14	45
S28	Southern Miss*.....	L	6	27
O5	at East Carolina*.....	L	24	59
O12	TCU*.....	L	27	46
O19	at Houston*.....	L	42	56
O26	UAB*.....	L	26	29
N9	Air Force.....	L	30	49
N16	at Tulane*.....	W	14	10
N23	at Memphis*.....	L	10	38
D7	Navy+.....	L	12	58

*Conference USA game

+Giants Stadium, East Rutherford, N.J.



YEAR-BY-YEAR RESULTS

2003 (0-13, 0-8 C-USA)

Todd Berry

Tulsa '83

Captains: Aaron Alexander, Brian

Hill, Ryan Kent, Greg Washington, Clint Woody

John Mumford

Pittsburg State '79

Career: 0-7 (.000), 7 games

S6	Connecticut.....L	21	48
S13	Rutgers.....L	21	36
S20	Tulane*.....L	33	50
S27	South Florida*.....L	0	28
O4	at TCU*.....L	0	27
O11	at Louisville*.....L	10	34
O18	East Carolina*.....L	32	38
O25	at Cincinnati*.....L	29	33
N1	at UAB*.....L	9	24
N8	at Air Force.....L	3	31
N15	Houston*.....L	14	34
N22	at Hawai'i.....L	28	59
D6	Navy+.....L	6	34

*Conference USA game

+Lincoln Financial Field, Philadelphia, Pa.

2004 (2-9, 2-6 C-USA)

Bobby Ross

VMI '59

Career: 9-25 (.265), 3 yrs

Captains: Aaron Alexander, Curt Daniels, Joel Glover,

Greg Washington

S11	Louisville*.....L	21	52
S18	at Houston*.....L	21	35
S25	at Connecticut.....L	3	40
O2	TCU*.....L	17	21
O9	Cincinnati*.....W	48	29
O16	at South Florida*.....W	42	35
O30	at East Carolina*.....L	28	38
N6	Air Force.....L	22	31
N13	at Tulane*.....L	31	45
N20	UAB*.....L	14	20
D4	Navy+.....L	13	42

*Conference USA game

+Lincoln Financial Field, Philadelphia, Pa.

2005 (4-7)

Head Coach: Bobby Ross, VMI '59

Captains: Pete Bier, Carlton Jones, Ray Stith,

Dhyan Tarver

S10	at Boston College.....L	7	44
S17	Baylor.....L	10	20
S23	Iowa State.....L	21	28
O1	Connecticut.....L	13	47
O8	Central Michigan.....L	10	14
O15	at TCU.....L	17	38
O22	at Akron.....W	20	0
N5	at Air Force.....W	27	24
N12	Massachusetts.....W	34	27
N19	Arkansas State.....W	38	10
D3	Navy+.....L	23	42

+Lincoln Financial Field, Philadelphia, Pa.

2006 (3-9)

Head Coach: Bobby Ross, VMI '59

Captains: Pete Bier, Cameron Craig, Walter Hill,

Barrett Scruggs

S2	at Arkansas State.....L	6	14
S9	Kent State.....(OT) W	17	14
S16	Texas A&M#.....L	24	28
S23	at Baylor.....(OT) W	27	20
S30	Rice.....L	14	48
O7	VMI.....W	62	7
O14	at Connecticut.....L	7	21
O21	TCU.....L	17	31
O28	at Tulane.....L	28	42
N3	Air Force.....L	7	43
N18	at Notre Dame.....L	9	41
D2	Navy+.....L	14	26

#Alamodome, San Antonio, Texas

+Lincoln Financial Field, Philadelphia, Pa.

2007 (3-9)

Stan Brock

Colorado

Career: 6-18 (.250), 2 yrs.

Captains: Caleb Campbell, Tony Fusco, Jeremy

Trimble, Mike Viti

S1	Akron#.....L	14	22
S8	Rhode Island.....(OT) W	14	7
S15	at Wake Forest.....L	10	21
S22	at Boston College.....L	17	37
S29	Temple.....W	37	21
O6	Tulane.....(OT) W	20	17
O13	at Central Michigan.....L	23	47
O20	at Georgia Tech.....L	10	34
N3	at Air Force.....L	10	30
N9	Rutgers.....L	6	41
N17	Tulsa.....L	39	49
D1	Navy+.....L	3	38

#Cleveland Browns Stadium, Cleveland, Ohio

+M&T Bank Stadium, Baltimore, Md.

2008 (3-9)

Head Coach: Stan Brock, Colorado

Captains: Collin Mooney, John Plumstead, Frank

Scappaticci, Mike Wright

A29	Temple.....L	7	35
S6	New Hampshire.....L	10	28
S20	Akron.....L	3	22
S27	at Texas A&M.....L	17	21
O4	at Tulane.....W	44	13
O11	Eastern Michigan.....W	17	13
O18	at Buffalo.....(OT) L	24	27
O25	Louisiana Tech.....W	14	7
N1	Air Force.....L	7	16
N8	at Rice.....L	31	38
N22	at Rutgers.....L	3	30
D6	Navy+.....L	0	34

+Lincoln Financial Field, Philadelphia, Pa.

2009 (5-7)

Rich Ellerson

Hawai'i '77

Career: 12-13 (.480), 2 yrs.

Captains: Stephen Anderson, Victor Ugenyi, Alejandro

Villanueva

S5	at Eastern Michigan.....W	27	14
S12	Duke.....L	19	35
S19	Ball State.....W	24	17
S26	at Iowa State.....L	10	31
O3	Tulane.....L	16	17
O10	Vanderbilt.....(OT) W	16	13
O17	at Temple.....L	13	27
O23	Rutgers.....L	10	27
N7	at Air Force.....L	7	35
N14	VMI.....W	22	17
N21	at North Texas.....W	17	13
D12	Navy+.....L	3	17

+Lincoln Financial Field, Philadelphia, Pa.

2010 (7-6)

BELL HELICOPTER

ARMED FORCES BOWL CHAMPIONS

Head Coach: Rich Ellerson, Hawai'i '77

Captains: Stephen Anderson, Carson Homme, Josh

McNary, Patrick Mealy

S4	at Eastern Michigan.....W	31	27
S11	Hawai'i.....L	28	31
S18	North Texas.....W	24	0
S25	at Duke.....W	35	21
O2	Temple.....L	35	42
O9	at Tulane.....W	41	23
O16	at Rutgers#.....(OT) L	20	23
O30	VMI.....W	29	7
N6	Air Force.....L	22	42
N13	at Kent State.....W	45	28
N20	vs. Notre Dame!.....L	3	27
D11	Navy+.....L	17	31
D30	at SMU^.....W	16	14

#New Meadowlands Stadium, East Rutherford, N.J.

!Yankee Stadium, Bronx, N.Y.

+Lincoln Financial Field, Philadelphia, Pa.

^Bell Helicopter Armed Forces Bowl, Ford Stadium,

Dallas, Texas

2011 (3-9)

Head Coach: Rich Ellerson, Hawai'i '77

Captains: Steve Erzinger, Max Jenkins, Andrew

Rodriguez

S3	at Northern Illinois.....L	26	49
S10	San Diego State.....L	20	23
S17	Northwestern.....W	21	14
S24	at Ball State.....L	21	48
O1	Tulane.....W	45	6
O8	at Miami (Ohio).....L	28	35
O21	at Vanderbilt.....L	21	44
O29	Fordham.....W	55	0
N5	at Air Force.....L	14	24
N12	vs. Rutgers!.....L	12	27
N19	at Temple.....L	14	42
D10	vs. Navy+.....L	21	27

!Yankee Stadium, Bronx, N.Y.

+FedEx Field, Landover, Md.



YEAR-BY-YEAR RESULTS


2012 (2-10)

Head Coach: Rich Ellerson, Hawai'i '77

Captains: Nate Combs, Jarrett Mackey, Trent Steelman

S8	at San Diego State.....L	7	42
S15	NORTHERN ILLINOIS.....L	40	41
S22	at Wake Forest.....L	37	49
S29	STONY BROOK.....L	3	23
O6	BOSTON COLLEGE.....W	34	31
O13	KENT STATE.....L	17	31
O20	at Eastern Michigan.....L	38	48
O27	BALL STATE.....L	22	30
N3	AIR FORCE.....W	41	21
N10	at Rutgers.....L	7	28
N17	TEMPLE.....L	32	63
D8	vs. Navy+.....L	13	17

+Lincoln Financial Field, Philadelphia, Pa.



THE 2010 BELL HELICOPTER ARMED FORCES BOWL CHAMPIONS

ALL-TIME ARMY HEAD COACHES



DENNIS MAHAN MICHIE
West Point, 1892

1890, 1892 (2 years)..... 3-2-1 (.583)



DR. HARRY WILLIAMS
Yale, 1891

1891 (1 year)..... 4-1-1 (.750)



LAURIE BLISS
Yale, 1893

1893 (1 year)..... 4-5 (.444)



HARMON GRAVES
Yale, 1894

1894-95 (2 years)..... 8-4 (.667)



GEORGE DYER
Cornell, 1895

1896 (1 year)..... 3-2-1 (.583)



HERMAN KOEHLER
Master of the Sword

1897-1900 (1 year)..... 20-11-3 (.632)



LEON KROMER
West Point, 1899

1901 (1 year)..... 5-1-2 (.667)



DENNIS NOLAN
West Point, 1896

1902 (1 year)..... 6-1-1 (.813)



EDWARD KING
West Point, 1896

1903 (1 year)..... 6-2-1 (.722)



ROBERT BOYERS
West Point, 1903

1904-05 (2 years)..... 11-6-1 (.639)



HENRY SMITHER
West Point, 1897

1906-07 (1+ years)* 7-2-1 (.639)
*Relieved from duty after first game of 1906



ERNEST GRAVES
West Point, 1905

1906, 1912 (1+ years)..... 7-8-1 (.469)



HARRY NELLY
West Point, 1902

1908-10 (3 years)..... 15-5-2 (.727)



JOSEPH BEACHAM
Cornell, 1897

1911 (1 year)..... 6-1-1 (.813)



CHARLES DALY
West Point, 1905

1913-16, 1919-22 (8 years)..... 58-13-3 (.804)



GEOFFREY KEYES
West Point, 1913

1917 (1 year)..... 7-1 (.875)



HUGH MITCHELL
West Point, 1916

1918 (1 year)..... 1-0 (1.000)
Rest of 1918 season cancelled due to WWI



JOHN McEWAN
West Point, 1917

1923-25 (3 years)..... 18-5-3 (.750)



BIFF JONES
West Point, 1917

1926-29 (4 years)..... 30-8-2 (.775)



RALPH SASSE
West Point, 1916

1930-32 (3 years)..... 25-5-2 (.813)



GAR DAVIDSON
West Point, 1927

1933-37 (5 years)..... 35-11-1 (.755)



WILLIAM WOOD
West Point, 1925

1938-40 (3 years)..... 12-13-3 (.482)



EARL "RED" BLAIK
West Point, 1920

1941-58 (18 years)..... 121-33-10 (.768)



Dale Hall
West Point, 1945

1959-61 (3 years)..... 16-11-2 (.586)



PAUL DIETZEL
Miami (Ohio), 1948

1962-65 (4 years)..... 21-18-1 (.538)



TOM CAHILL
Niagara, 1942

1966-73 (8 years)..... 40-39-2 (.506)



HOMER SMITH
Princeton, 1954

1974-78 (5 years)..... 21-33-1 (.391)



LOU SABAN
Baldwin-Wallace, 1948

1979 (1 year)..... 2-8-1 (.227)



ED Cavanaugh
Duke, 1951

1980-82 (3 years)..... 10-21-2 (.333)



JIM YOUNG
Bowling Green, 1957

1983-90 (8 years)..... 51-39-1 (.566)



BOB SUTTON
Eastern Michigan, 1974

1991-99 (9 years)..... 44-55-1 (.445)



TODD BERRY
Tulsa, 1983

2000-03 (3+ years)* 5-35 (.125)
*Relieved from duty after sixth game of 2003



JOHN MUMFORD
Pittsburg State, 1979

2003 (7 games)..... 0-7 (.000)



BOBBY ROSS
VMI, 1959

2004-06 (3 years)..... 9-25 (.265)



STAN BROCK
Colorado

2007-08 (2 years)..... 6-18 (.250)



RICH ELLERSON
Hawai'i, 1977

2009-pres. (4 years)..... 17-32 (.347)



ALL-TIME LETTERWINNERS

A

Aaron, Antuan X., 2008, 09, 10, 11	2012
Abelman, Robert M., 1949	1950
Abernethy, Robert S., 1896	1897
Abraham, Clyde R., 1905	1906
Abrams, Creighton W., 1935	1936
Ackerson, Bruce A., 1948, 49, 50	1951
Adams, Charles L., 1979	1980
Adams, Dwight L., 1917, 18	1919
Adams, Emory S., 1938, 39	1940
Adams, Joseph G., 1958, 59, 60	1961
Adams, Sterling P., 1988, 91	1892
Addison, Calvin L., 1990, 92	1993
Akins, Elton D., 1981, 82, 83	1985
Albano, Joseph F., 1968, 69, 70	1971
Alexander, Aaron M., 2002, 03, 04	2005
Allan, Charles C.W., 1928	1929
Allard, Nathan G., 1997, 98	1999
Allardice, Robert D., 1968	1969
Allem, Bryan K., 1980, 81, 82	1984
Allen, Brad D., 1982, 83, 84	1985
Allen, Frank D., 2010, 11, 12	2013
Allen, Justin L., 2010, 11, 12	2013
Allen, Mark W., 2009, 10	2011
Ames, Butler, 1890, 91, 92	1894
Ames, Thales L., 1892, 93, 94	1895
Amey, Tyriene V., 1997, 98	1999
Anderson, Alfred J., 1946	1949
Anderson, Carl B., 1942, 43	1944
Anderson, Corey A.B., 2004, 05, 06, 07	2008
Anderson, Peter D., 2007, 08	2009
Anderson, Robert P., 1957, 58, 59	1960
Anderson, Stephen M., 2007, 08, 09, 10	Dec. 2011
Anderson, Thomas C. *, 1990	1991
Andrysiak, Peter B., 1987, 88, 89	1990
Andrzejczak, Henry J., 1967, 68, 69	1970
Andrzejewski, Paul B., 1992, 93	1994
Angle, Richard E., 1989, 90	1991
Angle, Marc R., 1998	1999
Angles, Larry R., 1995, 96	1999
Antoine, Elliott W. *, 2006	2009
Araneo, Gerald P., 1974, 75	1976
Armstrong, Barrington M., 1972, 73	1975
Armstrong, John G., 1930, 31, 32	1933
Armstrong, Sterritt L., 1986, 87, 88, 89	1990
Arnold, Archibald V., 1944	1945
Arnold, Archibald V., 1909, 10, 11	1912
Arrington, Edward D., 1982	1983
Arrowsmith, Gregory J., 2006	2007
Ash, Brian K. *, 1985	1988
Aten, Herbert A., 1981, 82, 83	1984
Atha, Richard L., 1970, 71, 72	1973
Atimalala, Tala J., 2012	2016
Aton, Bert B., 1947, 48	1950
Attaya, Freddie A.D., 1951, 52, 53	1954
Aucoin, David E., 1979, 80, 81	1982
Augustus, Donald E., 1994, 95, 96	1997
Ault, William T., 2001	2002
Aultman, Dwight E., 1893	1894
Austin, Brian J., 2010, 11, 12	2013
Avery, Marques D., 2012	2015
Avey, Robert E., 1977, 78	1979
Ayres, Henry F., 1906, 07	1908

B

Babb, Bryan H., 1987, 88	1989
Backes, John B. *, 1991	1994
Bacon, Geoffrey E., 2011, 12	2015
Badger, Alfred E. *, 1986	1989
Baehr, Carl A., 1908	1909
Baender, Charles L. *, 1896, 97, 98	1900
Bagdonas, Edward, 1957, 58	1959
Baggett, Terrance A., 2011, 12	2015
Bailey, Benjamin M., 1938	1939

Bailey, Joseph B., 2009, 10, 11	2012
Baker, Francis C., 1973, 74	1975
Baker, Harold D., 1988, 89, 90	1991
Baldwin, Cleophas, 1982	1984
Ball, Demetrius A., 2001	2002
Baptiste, Martin N., 1984	1985
Bara, Raymond M. *, 1950	1952
Barclay, James C., 1971, 72, 73	1974
Barker, William E., 1971, 72	1973
Barnes, Frank G., 1947, 48	1949
Barnett, Benjamin U., 1987, 88, 89	1990
Barofsky, Frederick J., 1964, 65	1967
Barr, Austin, 2009, 10, 11	2012
Barrett, Steven E., 1974, 75	1976
Barta, Vincent, 1955, 56, 57	1958
Barth, John M., 1987, 88	1989
Bartholomew, Samuel W., 1964, 65	1966
Bartlett, Boyd W., 1917, 18	1919
Bartlett, LeRoy, 1901, 02	1905
Barton, Raymond O., 1911	1912
Basik, Keith A., 1986	1987
Bassil, Joseph M., 1981, 82	1983
Bastin, Gary P., 1981, 82, 83	1984
Batchelor, Wyatt L., 2008	2009
Bates, Heath T., 1994, 95	1996
Bates, Kyle B., 2009	2010
Battle, John S., 1893	1894
Baxter, Richard E., 1984	1987
Baxter, Henry R., 1923, 24, 25	1926
Bazemore, Cleveland D., 1985	1986
Beall, John A., 1933, 34	1935
Beans, Michael K., 1979	1980
Beard, David T., 1995, 96, 97	1998
Beasley, Arthur B., 1985	1986
Beasley, Keenan R., 2002, 03	2005
Beatty, John C., 1989, 90, 91	1992
Beaty, P. Scott, 1971, 72	1973
Beavers, George W., 1905, 06, 07	1908
Beavers, Kevin, 2007	2008
Beck, Donald A. *, 1949, 50	1952
Becknel, Damon A., 1994	1995
Bedell, Robert L., 1962	1965
Begley, Cornelius G., 1972, 73, 74	1975
Beierschmitt, James J., 1961, 63	1964
Bell, Thomas J., 1951, 52, 53, 54	1955
Bellack, Michael J., 1994, 95	1996
Bellard, Emory D. III, 1998	1999
Beloney, Lyle J., 2011, 12	2014
Benecke, Jack W., 1993, 94	1995
Benedict, Charles C., 1912, 13, 14	1915
Bennett, Jerry E., 1979, 80, 81	1982
Bennett, Lance B., 1995	1996
Bennett, Nicholas M., 2012	2015
Benson, Joseph E., 1997, 98	1999
Bentler, Francis P., 2008, 09	2010
Bentler, Theodore A., 2007, 08	2010
Berdan, David L., 1985, 86, 87	1988
Berdy, Michael E., 1964	1965
Bergeson, Raymond O., 1951	1952
Bernal, Ernest M., 2007	2010
Berry, Alga P., 1894, 95	1896
Berry, Mark T., 1976, 77	1978
Besson, Frank S., 1907, 08	1909
Bettison, William R., 1898, 99, 00	1901
Bevans, James M., 1966, 67	1968
Beverley, Raymond M., 1974, 75, 76	1977
Bianchi, Anthony J., 1995, 96	1997
Bier, Peter V., 2003, 04, 05, 06	2007
Biggins, Larry D., 1983, 84, 85, 86	1987
Biles, Shelton B., 1944, 45, 46	1947
Binney, Geoffrey S., 1989, 90	1991
Bisgard, Derek, 2011, 12	2013
Bishop, Joseph A., 1954, 56	1957
Bishop, Robert C., 1969, 70	1971
Black, David M., 2007, 08	2009

Black, Douglas C., 1984, 85	1986
Blackgrove, Joseph F., 1961, 62	1963
Blackledge, Dwight F. II, 2004	2005
Blaik, Earl H., 1918, 19	1920
Blaik, Robert M. *, 1949, 50	1952
Blaine, Raymond W., 1970	1971
Blair, William J., 1993, 94, 95	1996
Blakley, Charles E., 1969, 70, 71	1972
Blanchard, Felix A., 1944, 45, 46	1947
Blanchard, William H., 1937	1938
Blanda, Frank T., 1959, 60	1961
Bliss, Charles F., 1954	1955
Blumhardt, Glen A., 1959, 60	1962
Boaz, Jon A. *, 1989	1992
Bogesian, Stephen P., 1970, 71, 72	1973
Bohn, Jacob R., 2009, 10	2011
Boldt, Christopher M., 2011, 12	2013
Bolyard, Garret L. *, 1919	1920
Bonko, Donald R., 1958, 59	1961
Booth, Timothy J., 1995, 96	1997
Born, Charles F., 1924, 25, 26, 27	1928
Boucher, Charles W., 1978, 79	1980
Boughton, Roland W., 1902	1903
Bourland, David W., 1956, 57	1958
Bourne, Brent D., 1990	1991
Bowden, Hilman F., 2008, 09, 10	2011
Bowdish, Bryan A., 1999, 00	2001
Bowen, George C., 1907	1908
Bowman, Wendell W., 1929, 30	1931
Boyd, Earnest E., 1986, 87, 88	1989
Boyers, Robert E., 1899, 00, 01, 02	1903
Boyle, Richard D., 1952	1953
Bradford, Alex R., 2003	2005
Bradley, Jeffrey J., 1999	2000
Bradley, Omar N., 1914	1915
Brandon, Justin A. *, 1996	1998
Brathwaite, Odene C., 2000, 02, 03	2005
Braun, Michael A., 1986, 87, 88	1989
Braun, Peter E., 1963, 64, 65	1966
Brearley, William H., 1934	1935
Breidster, Waldemar F., 1919, 20, 21, 22	1923
Brence, Ryan T., 2006, 07	2008
Brenner, John C., 1968, 69	1970
Brentnall, Samuel R., 1926, 27	1928
Brewer, Delente D., 2001, 02, 03, 04	2005
Brian, Ben F. *, 1950	1952
Bridge, W. Jay, 1984, 85	1986
Briggs, Donald J. *, 1975, 76	1978
Bristol, Michael D., 1978	1981
Britton, William H., 1914, 15	1916
Brizic, Jason A., 1994	1995
Brizic, Jeffrey A., 1994, 95, 96	1997
Brock, James D., 1984, 85, 86	1987
Brocke, Jason M., 1990	1991
Brockman, Gregory A., 1979, 81	1982
Brooks, Davyd, 2009, 10, 11	2012
Brown, Bruce D., 2003	2006
Brown, Edwin W., 1939	1941
Brown, Jay S., 1959	1960
Brown, Lawrence W., 2008, 09, 10	2011
Brown, Malcolm L., 2009, 10, 11, 12	2013
Brown, Robert G., 1995, 96, 97	1998
Brown, Thomas E. *, 1949	1952
Brown, Travis T., 1931, 32	1934
Browne, Charles J., 1908, 09, 10, 11	1912
Bruckner, Jeffrey M., 1974, 75	1976
Bruenton, Brian A., 2000, 01	2002
Brundidge, Clennie L., 1975, 76, 77, 78	1979
Brunner, Frank C., 1988	1989
Brunner, Jon G., 1987, 88	1989
Brunner, Marc A., 1989	1992
Bryan, Blackshear M., 1919, 21	1922
Bryan, James L., 1970, 71, 72	1973
Bryant, Deewitt T., 1981, 82, 83, 84	1985
Bryant, Goble W., 1945, 46, 47	1949



ALL-TIME LETTERWINNERS

Bucha, Peter J., 1971.....	1972
Buckler, Jack M., 1932, 33, 34.....	1935
Bucknam, Ralph E., 1932, 33.....	1934
Buckner, John H., 1940.....	Jan. 1943
Buckner, Matthew D., 1983, 84, 85.....	1986
Buell, Don C.*, 1925.....	1928
Bugge, Jens, 1892, 94.....	1895
Bullock, Thomas F., 1947, 48.....	1949
Bulls, Jonathan M., 2009, 10.....	2011
Bundt, Joshua M., 1999.....	2000
Bunker, Paul D., 1899, 00, 01, 02.....	1903
Burd, Frank A., 1955.....	1956
Burger, Aaron C., 2001, 02.....	2003
Burke, Andrew G., 1997, 98, 99, 00.....	2001
Burlingame, Paul, 1930, 32, 33.....	1934
Burnett, Charles, 1899, 00.....	1901
Burnside, William A., 1895.....	1896
Burrell, Thomas F., 1995.....	1996
Burt, Reynolds J., 1893.....	1896
Burton, Hal R., 1976.....	1979
Burt, Wilson B., 1898.....	1899
Butler, William O., 1914, 16.....	Apr. 1917
Butterfield, R. Ronald, 1962, 64.....	1965
Butzer, Charles B., 1960, 61.....	1962
Bybee, Laron C., 2005.....	2007
Byers, Clovis E., 1919.....	1920
Byrne, Eugene A.*, 1908, 09.....	1910

C

Cagle, Christian K.*, 1926, 27, 28, 29.....	1930
Cain, James W., 1948, 49, 50.....	1952
Calame, Adrian P., 1993, 94, 95.....	1996
Caldwell, Joseph G., 1958, 59.....	1960
Calhoun, Brandon M., 1999, 00.....	2001
Campbell, Caleb M., 2004, 05, 06, 07.....	2008
Campbell, Matthew S., 2008, 09, 10.....	2011
Cannon, Charles H., 2000.....	2001
Cantelupe, James F., 1993, 94, 95.....	1996
Capobianco, Matthew P., 1999.....	2000
Capriotti, Paul V.*, 1987, 88.....	1991
Carber, John B., 1963, 64, 65.....	1966
Carberry, Joseph E., 1908.....	1910
Carey, Peter G., 1991.....	1992
Carl, Bryson J., 2008.....	2010
Carlmark, Carl W., 1928, 29, 30.....	1931
Carlton, Alexander N., 2009, 10, 11.....	2012
Carnegie, Christopher H., 2012.....	2016
Carnes, Broghan, 2009, 11.....	2012
Carpenter, Steven P., 1992, 94, 95.....	1996
Carpenter, Vaughn H., 1999.....	2000
Carpenter, William S., 1958, 59.....	1960
Carriker, Spencer G., 2006.....	2007
Carroll, Larry L., 1980, 81, 82, 83.....	1984
Carson, Thomas G., 1892, 93.....	1894
Carter, Jameson E., 2008, 09.....	2011
Carter, Steven W., 1979, 80.....	1981
Carver, Robert L., 1929, 30, 31.....	1932
Casad, Adam F., 1899, 00, 01.....	1902
Casillo, Vincent L., 1964, 65.....	1966
Caslen, Robert L., 1973, 74.....	1975
Casp, Michael A., 1959, 60, 61.....	1962
Cass, Calvin L., 1988, 89, 90.....	1991
Castelli, Christopher M., 2002.....	2003
Castelli, Michael F., 2005, 06.....	2007
Castelli, Michael P., 1974, 76, 77.....	1978
Castillo, Shaun C., 1997, 98, 99.....	2000
Catarinella, Roland S., 1943, 45.....	1946
Cater, William P., 1969.....	1970
Centers, Michael C., 1980, 81.....	1982
Cermak, Michael S., 2011.....	2015
Ceva, Frank W., 2011, 12.....	Dec. 2012
Chabot, Robert A., 1945.....	1946
Chachere, Ernest G., 1972, 73.....	1974
Chadwick, Douglas R., 1994, 95, 96.....	1997

Chaloult, Steven J., 1989, 90, 91.....	1992
Chamberlain, Dean A., 1983, 84.....	1985
Chamberlin, Harry D., 1907, 08.....	1910
Chamberlin, Neil A., 1951, 52.....	1954
Chambers, Lance F., 1989, 90, 91.....	1992
Champi, Samuel F., 1963, 64, 65.....	1966
Chance, Billy J., 1954.....	1955
Chapman, Jeremy J., 1996, 97.....	1998
Chapman, Marcellus L., 2002.....	2004
Charest, David C., 1976, 77, 78, 79.....	1980
Charette, Mark A., 1986, 87.....	1988
Chasten, Randall B., 2003, 04, 05.....	2007
Chescavage, William A., 1962, 63.....	1964
Chesnauskas, Ralph J., 1953, 54, 55.....	1956
Childs, Tod H.*, 1989, 90.....	1991
Chmura, Brian M., 2005, 06, 07.....	2008
Christy, William C., 1904, 05, 06.....	1907
Chronister, Darius P., 1985, 86.....	1987
Chun, James H., 1991, 92, 93, 94.....	1995
Churchill, Jared R., 2001.....	2002
Cinotto, Dominick J., 2008.....	2009
Cima, Anthony L.*, 1991, 92, 93.....	1994
Cisek, James F., 1972, 73.....	1974
Clamon, Alexander F., 2005, 06.....	2007
Clamon, David S., 2004, 05.....	2006
Clancy, Joseph P.*, 1974.....	1978
Clark, Edwin N., 1920, 21.....	1922
Clark, Elmer W., 1890, 91, 92.....	1893
Clark, Francis W., 1899, 00.....	1901
Clark, Geoffrey A., 1975, 76.....	1977
Clark, Michael E., 2002, 03.....	2005
Clark, William N., 1962.....	1963
Clarke, Townsend S., 1964, 65, 66.....	1967
Clements, Gerald H., 1960.....	1961
Clemons, Edward F., 1976, 77, 78.....	1979
Cleveland, Gregory J., 1988, 89, 90.....	1992
Clifford, Thomas E., 1934, 35.....	1936
Clift, Bo W., 2000.....	2001
Clouser, Timothy J., 1986, 87.....	1988
Coard, Pearsall C.*, 1989, 90.....	1992
Coaxum, Anthony T., 1997, 98, 99.....	2000
Cobbs, Brian B., 2009, 10, 11.....	2013
Cobey, Elwood A., 1966, 67.....	1968
Coerper, Michael F., 1995, 96, 97.....	1998
Coffin, William E., 1914, 15.....	1916
Colatarci, Salvatore J., 1973, 74.....	1975
Colbert, Justin K., 1997.....	1998
Coldsnow, Matthew W., 1995.....	1998
Cole, Matthew J., 1999, 00.....	2001
Cole, John T., 1916.....	Apr. 1917
Collier, Nathan B., 2005.....	2007
Colwell, John D., 1994.....	1995
Combs, Nathan B., 2010, 11, 12.....	2013
Comeaux, Aris J., 2000, 01, 02.....	2003
Connally, James R.L., 1993.....	1994
Conner, W. Chance, 1985, 86, 87.....	1988
Conniff, Richard P., 1973, 74.....	1975
Connolly, Brian M., 1997, 98.....	1999
Connon, Jonathan R., 2005, 06.....	2007
Connor, William D., 1894, 95, 96.....	1897
Connors, James W., 1960.....	1961
Conroy, John T., 1995.....	1996
Conway, Matthew T., 1992, 93.....	1994
Cook, Gilbert R., 1910, 11.....	1912
Cook, Jeffrey S., 1978, 79, 80.....	1981
Cook, S. Curtis, 1965.....	1966
Cooke, Jude S., 2009.....	2010
Coonan, Robert P., 1969, 70.....	1972
Cooney, Daniel J., 1986, 87, 88.....	1990
Cooper, Dennis L. Jr., 2006, 07.....	2008
Cooper, Nevin B., 2002, 03, 05.....	Dec. 2005
Cooper, Vaughn W., 1902, 03.....	1904
Copp, Arthur W., 1902.....	1904
Cosentino, Frank C., 1965.....	1966
Cosentino, Rudolph V., 1947, 48.....	1950

Coulter, DeWitt E.*, 1944, 45.....	1947
Coulthard, Matthew R., 2009.....	2010
Cox, Brandon A., 2006, 07, 08.....	2009
Cox, Daniel D., 1996.....	1997
Coyle, Andrew J., 2008.....	2009
Crabbs, Joseph T., 1890.....	1891
Craig, Cameron S., 2003, 04, 05, 06.....	2007
Craig, Kevin C., 1971.....	1973
Craig, Malin, 1896, 97.....	1898
Craig, James T., 1936, 37.....	1938
Crain, Lee A., 2005, 06.....	2007
Crawford, Tory J., 1985, 86, 87.....	1988
Credden, Samuel G., 1893.....	1895
Crehan, Connor J., 2005.....	2006
Crittelle, Melvin T., 2000.....	2001
Crockett, Julian B., 2012.....	2014
Crowell, Dean G., 1942.....	1944
Crucitti, Jonathan N., 2010, 11, 12.....	2014
Cuerington, Andre M., 1981, 82.....	1984
Culver, Thomas R., 1961.....	1962
Cunningham, Colin G., 1998.....	1999
Cunningham, Craig R., 1999, 2000, 01, 02.....	2003
Cunningham, Thomas N., 1962, 63.....	1964
Currence, William R., 1991, 92.....	1993
Cyglar, Joseph, 1954, 56.....	1957
Czarnecki, Kevin L., 1991, 92, 93.....	1994

D

Dace, Antonio R., 2007, 08.....	2009
D'Amico, Karl D., 1975, 76, 77.....	1978
Dahl, Clyde A., 1926.....	1930
Dahman, Zachary K.-H., 2002, 03, 04, 05.....	2006
Dailey, Anthony B., 1974, 75, 77.....	1978
Dailey, Grover H., 1971, 72.....	1973
Dainty, Louis A., 1983, 84, 85, 86.....	1987
Dallam, Samuel F., 1894, 95.....	1896
Daly, Charles D., 1901, 02.....	1905
Daly, Maurice F., 1925, 26.....	1927
Danhof, Ronald F., 1970, 71.....	1973
Daniel, Anthony J., 1994.....	1995
Daniel, Charles D., 1943.....	1944
Daniel, Maurice W., 1919.....	1920
Daniels, Ardell II*, 2001.....	2005
Daniels, Clayton C., 1997, 98, 99.....	2000
Daniels, Curtis W., 2002, 03, 04.....	2005
Dauch, Richard F., 1980, 81, 82.....	1983
Davidson, Garrison H., 1924, 26.....	1927
Davidson, Howard G., 1919, 20, 21.....	1922
Davidson, Peter W., 1891.....	1892
Davie, Patrick B., 1988, 89.....	1990
Davis, Bennie L., 1947, 48, 49.....	1950
Davis, Chadwick G., 1991, 92, 93.....	1994
Davis, Daniel M., 1990, 91, 92.....	1993
Davis, Glenn W., 1943, 44, 45, 46.....	1947
Davis, Joel E., 1992, 93, 94, 95.....	1996
Davis, Joshua M., 2003.....	2004
Davis, Karl A. Jr., 2003, 04.....	2005
Davis, Robert B., 2003, 04, 05.....	2006
Davis, Russell H.*, 1903.....	1907
Davis, Ted E., 1972, 73.....	1974
Davis, Thomas W., 1937, 38.....	1939
Dawkins, Mark A., 1989, 90, 91.....	1992
Dawkins, Peter M., 1957, 58.....	1959
Dean, Reginald L., 1923.....	1924
Dean, William, 1908, 09, 10, 11.....	1912
Decker, Ronald M.*, 1976, 77.....	1980
Decker, T.D., 1980.....	1981
DeCort, Donald P., 1968, 69.....	1970
DeForest, Bertrand H., 1987, 88, 89.....	1990
DeLucia, Mario L.*, 1952.....	1954
DeMarco, Adam D., 2007, 08.....	2009
Demcher, Brian A., 1999.....	2000
Dencker, Peter A., 1967.....	1969
Destito, Christopher B., 1986, 87, 88.....	1989



ALL-TIME LETTERWINNERS

Table listing letterwinners from Devlin, John S. (1984) to Dytrych, Michael A. (2003, 04). Includes bolded names like Dickson, Tyler C. (2011, 12) and Drummond, Joseph A. (2012).

Table listing letterwinners from Eason, Charles M. (2007, 08) to Elias, Paul (1925, 27).

Table listing letterwinners from Ellerson, Andrew T. (2012) to Evetts, David M. (2003, 04).

Table listing letterwinners from Fabin, Seth T. (2007) to Fredricks, Richard P. (1995, 96).


Table listing letterwinners from Freeman, Joshua M. (1992, 93, 94) to Fuson, Herschel E. (1944, 45, 46).

Table listing letterwinners from Gabriel, Charles A. (1949) to Gerras, Stephen J. (1980, 81).

Table listing letterwinners from Giachinta, Matthew A. (2012) to Godfrey, George W. (1987, 88, 89).



ALL-TIME LETTERWINNERS

Goettke, Thomas A., 1997, 98, 99	2000	Hamilton, Mark R., 1964, 65, 66	1967	Herring, Ronald D., 1985, 86, 87	1988
Goff, Johnny L. Jr., 1997, 98	1999	Hammack, Louis A., 1925, 26, 27, 28	1929	Hess, Adam D., 2001	2002
Goldenberg, Carl T., 1935	1936	Hammond, Thomas W., 1902, 03, 04	1905	Hess, Walter W., 1913	1915
Gonzalez, Joshua A., 1999, 00	2001	Hampton, Joseph M., 1980, 81, 82	1983	Hewitt, Geoffrey M., 2008	2010
Gooch, Stacy W., 1932, 33	1934	Hanlon, Arthur J., 1904, 05, 06, 07	1908	Hewitt, Joseph W.* , 1996, 97	1999
Goodlow, Kenneth J., 1986, 87	1988	Hanlon, E. Shamus, 1981, 82, 83	1984	Hewitt, Orville M., 1923, 24, 25, 26	1927
Goodman, John F., 1914, 15	1916	Hansbarger, Thomas D., 1991	1992	Heydt, Richard H., 1961, 62, 63	1964
Goodman, Sanford J., 1920, 22, 23	1924	Hansen, Dean D., 1966	1967	Hickam, Horace M., 1905	1908
Goodspeed, Nelson A., 1899, 00, 01	1902	Hanst, Kenneth F., 1939	1942	Hicks, Frank H., 1909, 10	1911
Goodwin, Derrick L., 1998, 99, 00	2001	Harbeson, James P., 1893	1894	Hill, Brian T., 2002, 03	2004
Goodwin, Flay O., 1954, 55, 56	1957	Harbold, Norris B., 1925, 26, 27	1928	Hill, Hunter B., 1997	2000
Gora, Robert R., 1966, 67	1968	Harding, Neil B., 1924, 25, 26	1927	Hill, James B., 1978, 79	1981
Gordon, Robert N., 2000, 01	2002	Hardy, Markus D.* , 1973, 74	1978	Hill, Mario K.G., 2007, 08, 09	2010
Gouldin, Walton D., 2008	2009	Hargis, Michael D.* , 1976, 77	1978	Hill, Ralph J., 1941, 42	June 1943
Graf, William S., 1955, 56, 57	1958	Harmon, Ernest N., 1916	Apr. 1917	Hill, Ray C., 1903, 04, 05, 06	1907
Grasch, David A.* , 1984	1986	Harmon, Hubert R., 1914	1915	Hill, Terrence E., 1990	1992
Grasfeder, Lee R., 1962, 63	1964	Harrelson, Keith B., 1966, 67	1968	Hill, Walter W. III, 2003, 04, 05, 06	2007
Graves, Ernest, 1901, 02, 03, 04	1905	Harrington, Peter S., 2005, 06	2007	Hillberg, Lauri J., 1931	1932
Graves, Gary R., 1990, 91, 92, 93	1994	Harrington, Winburn D., 1978, 79	1980	Hilliard, John F., 1976, 77, 78, 79	1980
Graves, John D., 1995	1996	Harris, D. Dino, 1978, 80, 81	1982	Hilliard, Maurice G., 1957, 58	1959
Gray, Taylor L., 1988, 89	1990	Harris, James H., 1952	1953	Hillsinger, Loren B., 1929	1932
Greble, Edwin S., 1906, 07, 08	1909	Harris, John F., 1939, 40	1941	Hilton, Marcus M., 2008, 09, 10	2011
Green, John F., 1943, 44, 45	1946	Hart, Gerald E.* , 1950	1953	Hines, Robert T., 1970, 71, 72	1973
Green, Jonathan E., 2001, 02	2003	Hartfield, Devin W., 1991	1994	Hinkley, James W., 1893, 95	1896
Greene, Francis M., 1919, 20, 21	1922	Hartline, Douglas H., 1972	1973	Hinkson, Daniel G., 2011	2012
Greene, Gaylord W., 1991, 92	1993	Hartline, Franklin H., 1936, 37	1938	Hipps, William G., 1935, 36	1937
Greene, Lawrence V., 1938, 39	1941	Hassin, Jared A., 2010, 11	2013	Hirsch, George W., 1916	Aug. 1917
Greene, LeRoy W., 1958	1959	Hastings, Michael E., 2002	2003	Hobbs, Leland S., 1912, 13	1915
Greenwood, Richard W., 1998, 99	2002	Hatch, John E., 1939, 40, 41	Jan. 1943	Hodari, Rashidi T.M., 1997, 98	1999
Gregory, Elias S., 1919	1920	Hatcher, Kenneth C., 1993	1994	Hodge, James L., 1975, 77	1978
Gregory, Theodore O., 1951	1952	Hatfield, Joshua A., 1994	1995	Hodge, Rashad T., 1994, 95, 96	1997
Grevious, Sean A., 2004, 06	2007	Hathaway, Kenneth R., 1992	1993	Hodges, Harry L., 1900	1902
Gribble, Eugene P.* , 1950	1952	Havenstrite, Keith A., 1989	1990	Hodges, John A., 1974	1975
Griffin, Eric S., 1982, 83, 84	1985	Hawkins, Irvin R., 1995	1996	Hodgson, Paul A., 1912, 13, 14	1915
Griffith, Welborn B., 1924	1925	Hawkins, Raymond J., 1963	1965	Hoffman, George M., 1895	1896
Griffiths, Raymond E., 1985, 86, 87	1988	Hawkins, Todd C., 1990, 91, 92, 93	1994	Hogan, Michael W., 1980, 81	1982
Grimenstein, Clyde W.* , 1945	1949	Hawkins, William C., 1961, 62	1963	Hoge, Benjamin F., 1911, 12, 13	1914
Grochowski, Daniel M., 2012	2016	Hayden, Thomas W., 1977, 78	1979	Hoge, William M., 1913, 15	1916
Grohs, William R., 1934, 35	1936	Hayes, Robert E., 1943	1945	Hohnstine, David L., 1972, 73	1974
Groller, Robert L., 1977, 78	1979	Hayes, Thomas F., 1945, 46	1947	Holden, Brandon D., 1999	2000
Grove, Edward A., 1934, 35	1936	Healy, Robert P., 1983, 84, 85	1986	Holden, Joshua M., 2000, 01, 02	2003
Grygiel, Joseph S., 1939, 40	1941	Heather, Robert B., 1980, 81	1982	Hole, Steven R., 2005, 06, 07	2008
Gudenburg, Joseph B., 1988	1991	Heavey, John W., 1890	1891	Hollerder, Donald W., 1953, 54, 55	1956
Guess, Carl B., 1951	1952	Heckathorne, Robert R., 1992, 93, 94	1995	Hollingsworth, James J., 1974, 75, 77	1978
Guidera, Robert J., 1951, 52	1954	Hecker, Todd J., 1985	1988	Hollingsworth, Jarvis V., 1981, 82, 83, 84	1985
Gulsby, Seth, A. 2002, 03, 04, 05	2006	Heffner, Harry W.* , 1939	1942	Holloway, Julian N., 2011, 12	2015
Gunhus, Erik O., 1986	1987	Heidt, Grayson V., 1897, 98	1899	Holloway, Thomas N., 2011, 12	2014
Gurganus, Tritron R., 1989	1990	Heidt, James V.* , 1893	1896	Holly, Jacob D., 2002, 03, 04	2005
Gustafson, William W., 1946, 47	1949	Heiliger, Padraic T., 2000, 01, 02	2003	Holmes, Clarence W., 2000, 01, 02	2003
Gutierrez, Kurt P., 1983, 84, 85	1986	Heim, Bruce K., 1960, 61, 62	1963	Holmes, Clinton A., 1999	2000
Guzman, Michael R., 1997, 98	1999	Heineman, Karl J., 1982, 83, 84	1985	Holmes, Eric T., 1983	1984
Gwiazdowski, Vincent F., 1973	1975	Heinle, Eric C., 1997	1998	Holmes, Joel G., 1915, 16	Apr. 1917
		Heintzelman, Stuart, 1897	1899	Homa, Joseph R., 1980, 81, 82	1983
Haas, Robert J.* , 1949, 50	1952	Heiss, Kurt F., 1994	1995	Homer, John L., 1910	1911
Hackenberg, Justen D., 1992, 93, 94	1995	Heller, John E., 1982	1984	Homme, Carson K., 2009, 10	2011
Hackett, Horatio B., 1900, 01, 02, 03	1904	Helmstetter, Carl, 1939	1942	Hoopengardner, David A., 1974, 75	1976
Hadel, Thomas J., 1986, 87	1988	Henderson, Paul F., 1999, 00, 01	2002	Hope, Charles J.* , 1981	1985
Haff, Wallace K., 1951	1954	Henderson, William H., 1997, 98, 99	2000	Hopkins, Jay P., 1899	1900
Hagan, Jerome F., 1953	1955	Henn, William R., 1949	1950	Horacek, Larry B., 1969	1970
Hagan, Thomas M., 2010	2011	Hennen, James M., 1962	1965	Horaist, Douglas E., 2002, 03, 04	2005
Hageman, David M., 1997, 98, 99	2000	Hennessee, Joe D., 1939, 40	1942	Horan, Timothy F., 2008	2009
Hahn, Cornman L., 1917, 18	Nov. 1918	Hennessee, John J., 1942, 43	1944	Horn, Victor R., 1987, 89	1989
Haines, Peter J.* , 1986, 87, 88	1990	Hennessy, Richard L., 1939	1942	Horton, William G., 1984, 85, 86	1987
Hall, Charles W.* , 1896	1900	Henney, Frederic A., 1923	1924	Horvath, Brian J., 2000, 02	2003
Hall, Dale S., 1943, 44	1945	Henrikson, Matthew T., 1948, 49	1950	Houle, George E., 1891, 92	1893
Hall, Jonathan D., 2001	2002	Henry, Joseph R., 1947, 48	1949	House, Edwin J., 1916	Aug. 1917
Hall, Leamon L., 1974, 75, 76, 77	1978	Henry, Thomas M., 1979, 80, 81	1982	Houser, Thomas E., 2012	2013
Hall, Robert E.* , 1979	1982	Herb, Edward G., 1930, 31	1933	Houston, Mark C., 1993, 94	1995
Hall, William E., 1927, 28	1929	Herholtz, Matthew J., 1978, 79, 80	1981	Howell, Edwin N., 1936, 37	1938
Haller, Thomas L., 1967, 68	1970	Herman, Claude P., 1966	1967	Howell, Martin D., 1948	1949
Halligan, Theodore H., 1943	1945	Hernandez, Matthew J., 2007	2008	Hoy, Glenn A.* , 1980	1983
Hallingstad, Jon R., 1978, 79	1981	Herndon, Michael T., 2004, 05, 06	2007	Huff, William M., 1987, 88, 89	1991
Hamel, Arthur J.* , 1973	1976	Herrell, Vance K.* , 1974	1979	Hugenberg, Matthew W., 2012	2016
		Herrick, Charles C., 1912, 13, 14	1915	Hughes, Ian E.* , 1995	1999
		Herrick, Park B., 1919	1920	Humber, Charles I., 1928, 29, 30	1931



ALL-TIME LETTERWINNERS

Table listing letterwinners with names and years (e.g., Humphrey, Chauncey B., 1895, 96, 97 1898).



Table listing letterwinners with names and years (e.g., Inman, Richard G., 1951 1952).



Table listing letterwinners with names and years (e.g., Jablonsky, Harvey J., 1931, 32, 33 1934).

Table listing letterwinners with names and years (e.g., Jones, Eric N., 2008 2012).



Table listing letterwinners with names and years (e.g., Kantaris, Quentin C., 2010 2014).


Table listing letterwinners with names and years (e.g., Kirschenbauer, George W., 1959, 60, 61 1962).



Table listing letterwinners with names and years (e.g., Ladouceur, Timothy S., 1988, 89 1990).



ALL-TIME LETTERWINNERS

Lawrence, Chevaughn A., 2011, 12 2015	Macklin, Phillip D., 1975, 76, 77, 78..... 1979	McDavid, John A., 1938..... 1939
Lawrence, Gavin A., 1993, 94..... 1995	Mackmull, Jack V., 1949 1950	McDermott, Michael W., 2009, 11 2012
Laws, Albert, 1892..... 1893	MacLaren, Donald R., 1969, 70 1971	McDermott, Vincent A., 1982, 83, 84 1985
Laws, Chase D.*, 2004 2007	MacLean, Allan D., 1929..... 1930	McDonald, Brian D., 1994..... 1995
Lay, Richard E. III, 2005..... 2007	MacWilliam, Joseph L., 1930, 31, 32 1933	McDonald, Charles E., 2008 2009
Lazar, Aaron M., 1929, 30, 31..... 1932	Maddox, Landis C., 1992, 93, 94, 95 1996	McDonald, Joseph E., 1909, 10, 11 1912
Leatherwood, Barton C., 1990, 91 1992	Maehler, Jamison A., 2008 2009	McDonald, Patrick, 2007..... 2008
LeDoux, Roger C., 1967..... 1970	Mahausa, Joseph P., 1984, 85, 86 1987	McDonald, Todd C., 2012 2015
Leek, David C., 1987 1988	Maimone, Matthew W., 2002, 03, 04 2005	McDonald, Wesley G., 1997 1998
Leetch, Eric W., 1992 1995	Makovec, Michael J., 1992, 94 1995	McDowell, Paul R., 1968, 69 1970
LeForte, Joseph R., 2008 2009	Maladowitz, Raymond, 1949 1950	McDuffie, Anton M., 2006, 07 2008
LeGasse, Joseph L., 1976, 77 1979	Malavasi, Raymond J. *, 1950..... 1953	McElrath, Michael P., 1989, 90, 91, 92 1993
Legg, Richard A., 1933 1934	Malcom, Patmon A., 1990, 91, 92 1993	McEwan, John J., 1913, 14, 15, 16 Apr. 1917
Leitch, Evan E., 2008..... 2009	Mallory, David S., 1991 1992	McFadden, Brian S., 1981 1986
Lemming, Michael J., 2006, 07, 08..... 2009	Malloy, John T., 1929, 30 1931	McFarlin, Jared K, 2011 2014
Lenhoff, Douglas L., 1978, 79 1980	Malloy, Thomas C., 1983, 84, 85 1986	McGlasker, Gregory*, 1974, 76, 77 1978
Lennox, Michael P., 2000, 01, 02 2003	Maness, Devon*, 1975, 76 1979	McGuckin, Gregory T., 1971 1972
Lenz, Philip J., 1993..... 1994	Mangin, Patrick E., 1988, 89 1990	McGue, Daniel L, 2010, 12 2013
Leone, Otto P., 1987, 88, 89, 90 1991	Mahausa, Joseph P., 1984, 85, 86 1987	McGuire, Timothy P., 1984, 85, 86..... 1987
Leshinski, Ronald F., 1993, 94, 95, 96..... 1997	Mankosa, Mitchell A., 1975 1979	McIngvale, George C. III, 1997, 98 1999
Lewis, Arthur C., 1962 1963	Manning, William O., 1991, 92 1993	McIntyre, Eugene L., 1977, 78..... 1979
Lewis, Jonathan L., 2001, 02, 03, 04 2005	Manus, Peter C., 1952..... 1954	McKearn, Mark J., 1979, 80 1981
Liebetreu, David A., 1978..... 1980	Maodus, Zachary E., 2006..... 2007	McKearn, Mitchell D., 2012 2014
Liepold, A. Kenneth, 1973, 74, 75 1976	Maples, David L., 1978..... 1981	McKelvy, Kevin W., 1983, 84, 85..... 1986
Liggins, Dalon E. *, 2009 2013	Maples, Raymond J., 2010, 11, 12 2014	McKelvy, W. Kermit, 1982, 83, 84 1985
Light, Everett D., 1938..... 1940	March, Francis A., 1916, 17, 18 Nov. 1918	McKinney, James A., 1940 Jan. 1943
Lincoln, Lawrence J., 1931, 32 1933	March, Stanley R., 1978, 79, 80 1981	McLaren, John E. *, 1921 1925
Lincoln, Ronald H. *, 1951, 52 1954	Marhold, Scott S., 1993 1994	McMahand, Wesley M., 2006, 07, 08 2009
Lindell, Steven W., 1966, 67, 68 1969	Markham, Gerard R., 1971, 72 1974	McMillan, Harry A. *, 1961, 62 1964
Lindler, Curtiss M., 1963 1966	Markoe, John P., 1912, 13 1914	McMillian, William H., 1989, 90, 91 1992
Lingley, Troy P., 1986, 87, 88 1989	Marks, David S., 1986, 87 1988	McNally, Derick P., 1997, 98, 99, 00..... 2001
Lingo, Mark K. *, 1980, 81 1983	Marren, Bradley J., 2009..... 2010	McNary, Joshua A., 2007, 08, 09, 10 2011
Linkul, Colin J., 2011, 12 2015	Marshall, Gary E., 1968 1969	McNutt, Lavell T. *, 1975 1979
Lisante, Dean M., 2009 2010	Martin, Jack W., 1949, 50 1951	McQuarrie, Claude M., 1918, 19 1920
Little, Robert R., 1936, 37, 38 1939	Martin, Jay C., 1993 1994	McQuillan, Christopher W., 1994, 95 1998
Littlejohn, Chad R., 2010, 11 2012	Martin, Kyle W., 2009, 2010, 11, 12 2013	McShulskis, John E. *, 1950..... 1953
Littlejohn, Robert M., 1909, 10, 11..... 1912	Martin, Peter J., 1973 1974	McSween, Brian S., 2009..... 2010
Livesay, Harvey R., 1946, 47 1948	Martin, Sidney T., 1936, 38..... 1939	McWilliams, Bryan L., 1987, 88, 89, 90 1991
Locklin, Wayne M., 1985 1986	Martinez, Joseph A., 2001, 02..... 2003	McWilliams, Thomas E. *, 1945 1949
Lodge, Gerald A., 1951, 52, 53 1954	Martinez, Robert A., 1990, 91 1992	Meacham, Laurence B., 1913, 14, 15, 16 Apr. 1917
Loehlein, Harold J. *, 1949, 50 1952	Martz, William V., 1933 1935	Mealy, Patrick R., 2007, 08, 09, 10 2011
Logue, Mark A. *, 1976 1979	Masciello, Michael A., 1969, 70 1971	Meehan, Kevin A., 1981 1984
Lombardo, Thomas A., 1942, 43, 44 1945	Mason, Lamar L. *, 2002, 03 2005	Meehan, Arthur W., 1926, 27 1928
Londo, Darold J., 1984, 85 1986	Maszarose, Raymond A., 2001, 02 2003	Meglen, John D., 1952 1953
Long, Charles J., 1937, 38 1939	Maszarose, Robert A., 2005 2006	Meier, Alex M., 2012 2016
Lopes, John J., 1984..... 1985	Mather, James E., 1936, 37, 38 1939	Mellich, Steven L. *, 1974 1978
Lopez, Nicholas J., 2005, 06 2008	Mathers, Thomas P., 1985, 86, 87 1988	Melnik, Ronald P. *, 1953..... 1956
Lora, Arol J., 1993..... 1994	Matthews, Church M., 1983, 84 1985	Melnik, William C., 1957 1958
Lord, Scot A., 1996, 97 1998	Maupin, Jere W., 1940, 41 1942	Mendenhall, Dalton G., 2012 2016
Lotozo, James A., 1937, 38, 39 1940	Maxon, George E., 1943..... 1944	Menendez, Daniel R., 1989, 90, 91 1992
Lott, Abraham G., 1893, 94, 95..... 1896	Maxwell, John B., 1938 1939	Mente, Alvin L., 1966, 67 1968
Lotts, William S., 2003, 04, 05 2006	Maxwell, Kyle A., 2011, 12 2013	Mercure, Chance J., 1990, 91 1993
Love, Dale L., 1978, 79, 80, 81 1982	Maxwell, Winston R., 1928 1930	Mericle, Russell A., 1954, 55 1956
Lover, Michael R., 1985, 86, 87 1988	May, Gary A., 1973, 74, 75..... 1976	Merrillat, Louis, A., 1911, 12, 13, 14..... 1915
Lowrey, Douglas A., 1976, 77, 78 1980	Mayes, George S., 1976, 77, 78, 79..... 1980	Merriken, James R., 1976, 77, 78 1979
Lucas, Kenneth R., 1974 1978	Mayweather, Michael, 1987, 88, 89, 90..... 1991	Merritt, Francis E., 1942, 43 1944
Luecke, Richard W., 1967, 68 1969	Mazeika, Andrius S., 2007 2008	Merzi, Anees M., 2009, 10 2011
Luetjen, Matthew W. *, 2010 2014	Mazgaj, Luke G., 2007 2008	Mesereau, Thomas A., 1940, 41, 42..... Jan. 1943
Lull, Kenric J., 2009 2010	Mazur, Henry J., 1940, 41, 42 Jan. 1943	Messinger, Edwin J., 1928, 29, 30 1931
Lunn, LeRoy T., 1951, 52, 53 1954	Mazyck, Alphonso F., 1980 1981	Messner, Bryant S., 1978..... 1979
Lunn, Robert J., 1947, 48, 49 1950	McAda, Ronnie E., 1994, 95, 96 1997	Mettler, Charles G., 1903, 04, 05 1906
Lutrey, Theodore T., 1940, 41 Jan. 1943	McAnally, A. Stephen, 1973 1976	Meyer, Charles R., 1935, 36 1937
Lynch, Thomas R., 1925, 26 1929	McAndrew, Joseph A., 1901, 02 1904	Meyer, Charles R., 1965 1967
Lystad, Helmer W., 1919 1920	McCall, James A., 1968..... 1969	Meyer, Douglas W., 2001, 04, 05 2006
Lytle, Charles E., 1957, 58 1959	McCallum, Alton R., 1999, 00, 02 Dec. 2002	Meyer, James D., 1980 1982
	McCarthy, Robert E., 1959, 60 1961	Meyer, Thomas H., 1985, 86..... 1987
MacPhail, William *, 1951..... 1954	McClure, Robert L., 1975 1976	Meyers, Fredric D. *, 1951 1955
MacDonald, Hugh B. *, 1969 1972	McCorkle, Alfred S., 1943 1944	Michel, Theodore J., 1939, 40, 41..... 1942
MacElroy, Daniel K., 2000, 01 2002	McCorkle, Timothy B., 2002, 03, 04 2005	Michie, Dennis M., 1890, 91 1892
Mack, Edward C., 1923, 24 1925	McCornack, Willard H., 1895 1897	Miedema, Ryan M., 1997 1998
Mackey, Armann J., 2010, 11..... 2013	McCoy, Chase P., 2005, 2006 2007	Mikolajchak, Craig A., 1997 1998
Mackey, Jarrett V., 2009, 2010, 12 Dec. 2013	McCoy, Michael D., 1996 1997	Milburn, Frank W., 1911, 12, 13 1914
Mackinnon, Robert N., 1943..... 1945	McCracken, David D., 1999, 00, 01 Dec. 2001	Millen, Marcus A., 2006, 07 2008
	McCrane, Joseph M., 1949 1950	Miller, Anthony B. *, 2000, 01 2004
	McDaniel, Paul B., 1947, 49 1950	Miller, Austin R., 2003, 04, 06..... 2007



ALL-TIME LETTERWINNERS

Table listing letterwinners from Miller, Bradley S. (1995, 96, 97) to Murray, Jordan M. (2005, 06, 07).

Table listing letterwinners from Murray, Miles M. (2005) to Myslinski, Casimir J. (1942, 43).

N-N-N-N-N-N-N

Table listing letterwinners from Nader, Frank R. (1967) to Nowak, Richard A. (1961, 62, 63).

O-O-O-O-O-O-O

Table listing letterwinners from O'Boyle, James M. (1997, 98) to Oswald, Robert E. (1958, 59).

Table listing letterwinners Ottilo, Thomas* (1982) and Overstreet, Randy T. (1998, 99).

P-P-P-P-P-P-P

Table listing letterwinners from Palka, Eugene W. (2001) to Powis, Ryan D. (2011, 12).



ALL-TIME LETTERWINNERS

Prasnicky, Stephen C., 2009	2010
Pratt, David W., 1983, 84	1986
Prehar, Mark F., 1997, 98, 99	2000
Prehar, Troy N., 1992, 93	1994
Preisser, Michael J., 1987, 88, 89	1990
Pressel, Arthur F., 1990, 91	1992
Preston, Maurice A., 1934, 35, 36	1937
Priatko, Daniel A., 1983	1984
Price, John M., 1929, 30, 31	1932
Price, B. Byron, 1968, 69	1970
Price, Mario V.*, 2002	2006
Prichard, Leslie A.*, 1922	1926
Prichard, Vernon E., 1912, 14	1915
Prikryl, Travis M., 2006	2007
Prince, Frederick A.*, 1903, 04	1907
Prince, Leonard M., 1890, 91	1892
Prosko, William H., 2009, 2010, 11	2012
Pruitt, Larry H., 1979, 80, 81, 82	1983
Prusiecki, Mark J., 1983	1984
Pullen, Daniel D., 1906, 07, 08, 09	1910
Pulsifer, Arthur, 1917	Nov. 1918
Pung, Hans J., 1994	1995
Pung, Jorn A., 1996	1997
Purdue, William P., 1953	1954
Purnell, Vern S., 1909, 11, 12	1913
Puttmann, Joseph A., 2008, 09	2010
Pyne, Anthony A., 1975, 76	1977
Pyrz, Anthony P., 1963, 64	1965

Q

Quink, Tyson J., 2007, 08	2009
---------------------------	------

R

Rackers, Kenny, 2005	2009
Radtke, Shane, 2002	2003
Rafalko, Edmund A., 1942, 43, 44	1945
Rainey, Richard F., 2012	2014
Rainey, Scott A., 1986	1987
Rambusch, Harold W., 1985, 86, 87, 88	1989
Ramsberger, Peter R., 1972	1975
Ratliff, William L., 1986, 87	1988
Ravitz, Neil, 1996, 97, 98	1999
Rawers, James W., 1946, 47, 48	1949
Ray, J. David, 1964, 65	1966
Ray, Jack H., 1946	1947
Raymond, Craig A., 1986, 87	1988
Redfield, William F., 1915, 16	Apr. 1917
Reed, Irving B., 1948	1951
Reed, Kevin R., 1988, 89, 90	1991
Reed, Seth E., 2009, 10	2011
Reeder, Russell P., 1925	1926
Reich, Gilbert M.*, 1950	1953
Reich, Richard J.*, 1951	1955

Reichert, Zachary J., 2012

Reid, Loren D., 1955, 56	1958
Reisinger, Paul, 1895	1896
Renkiewicz, Adam M., 2007	2008
Resnick, Mikel E.D., 2001, 02, 03, 04	2005
Reusch, Ronald L., 1982, 83	1984
Rhodes, Robert E., 1982	1984

Ricciardi, Stephen F., 2012

Rice, Brett L., 1991, 92, 93	1994
Rice, Carlton W., 1988, 89	1990
Rice, Ronald J., 1983, 84, 85	1986
Richards, Leland S.*, 1920	1924
Richards, Robert W., 1973	1974
Richardson, Roderick J., 1996, 97, 98	1999
Ridgeway, Matthew D., 2008	2009
Riegel, Mark O., 2001	2002
Riise, Ingebrigt A.L., 2000	2001
Riley, Joseph P., 2002, 05	2006
Riley, Koltan E.*, 1981	1985
Riley, Napoleon W., 1901, 02, 03	1904
Rinehart, Andrew D., 2006, 07, 08	2009

Rini, Thomas J., 1970	1971
Risser, Bradley C., 1981	1982
Ritacco, Raymond D., 1969, 70, 71	1972
Rittger, Walter O., 1999	2000
Rivers, David P., 1964, 65, 66	1967
Robb, John M., 1988, 89, 90	1991
Roberts, Alistair J., 1994, 95	1996
Roberts, Donald L., 1965, 66, 67	1968
Roberts, John E., 1941, 42	Jan. 1943
Roberts, Richard J.*, 1949, 50	1952
Roberts, Thomas O., 2001	2004
Robinson, Jamal P., 2006	2009
Robinson, Michael A.*, 1994	1997
Robinson, Tielor D.*, 2003, 04	2007
Rockwell, Charles K., 1903, 04, 05	1906
Rockwell, Verne LaS., 1899	1900
Rockwood, Andrew C., 2004, 05, 06, 07	2008
Rodemers, Michael, 1979	1980
Roden, William C., 1969, 70	1971
Rodenmayer, Robert J., 1994, 95, 96	1997
Rodriguez, Andrew S., 2009, 11	2012
Rodriguez, Bryan A., 2008	2011
Rodriguez, David M., 1975	1976
Roesler, Gilbert E., 1956, 57, 58	1959
Rogers, John C., 1951	1954
Rogers, Matthew B., 1995, 96, 97	1998
Roggeman, Robert R., 1985	1986
Rogner, Harris E., 1936, 37	1938
Rolle, Garrison A.*, 1980	1984
Rollins, Craig C., 1985	1986
Romanek, Henry, 1941, 42	June 1943
Romanowski, Craig R., 1989, 90	1991
Romeyn, Charles A., 1895, 96, 97, 98	1899
Roney, John P., 1981, 82, 83, 84	1985
Rooney, Brandon T., 1997, 98, 99	2000
Rooney, James H.*, 1939	1942
Roper, Richard K., 1992, 93, 94	1995
Rose, Myron W., 1951, 52	1954
Ross, Donald J., 1992, 93, 94	1995
Roth, John A., 1969, 70, 71	1972
Rothamel, Jason, 2011	2012
Rounds, Michael J., 1986, 87	1988
Rowan, Elwyn P., 1945, 46, 47	1949
Rowe, William G., 1956, 57, 58	1959
Rowekamp, William H.*, 1950	1953
Rowland, Kenneth D., 1997, 98	1999
Ruch, Kurt W., 1995, 96, 97	1998
Rushatz, Alfred S., 1959, 60, 61	1962
Ruzicka, Theodore C., 2000	2001
Ryan, Martin F., 1962	1964
Ryan, John D., 1935, 36, 37	1938
Ryan, Michael B., 1986	1987
Ryan, Thomas E. Jr., 2003, 04, 05	2006

S

Sachitano, Joseph H., 1995, 96, 97	1998
Salfeety, Peter S., 2001	2004
Salzer, Lester L., 1942, 43	1944
Sampson, Charles W., 1942, 43	1944
Samuel, John S., 1937, 38	1939
Sanchez, Derek J., 2012	2015
Sanders, W. David, 1971	1972
Sanders, William A., 1984, 85, 86	1987
Sandiego, Carlo R.C., 2007, 08	2009
Sane, Aaron D., 1993	1994
Santiago, Angel L., 2011, 12	2015
Sarn, James E., 1961, 62	1963
Sartiano, Joseph F., 1980, 81, 82, 83	1984
Sassaman, Nathan M., 1982, 83, 84	1985
Satterfield, Donald W., 1954, 55	1956
Sauer, John E., 1945	1946
Saunders, LaVerne G., 1924, 25, 26, 27	1928
Sauter, Daniel P., 1983, 84, 85	1986
Savage, Frank M., 1895, 96	1897
Savoy, Morrell K., 1987, 89	1990

Sbrocco, Leonard J., 1979	1981
Scales, Richard S., 1970	1971
Scales, Wallace B., 1896, 97	1898
Scanlan, Patrick J., 1981, 82, 83	1984
Scappaticci, Frank A., 2006, 07, 08	2009
Schabacker, Clarence H., 1919	1920
SchAAF, Justin, 2009, 10, 11	2012
Scheiffner, Frederick F., 1924, 25	1926
Scherb, Darryl A., 1987, 88	1989
Schermerhorn, Thomas C., 1987, 88	1990
Scheyer, David O., 1984, 85, 86	1987
Schillo, Edward C., 1961, 62, 63	1964
Schleiden, William S., 1984, 85, 86, 87	1988
Schmidt, Ernest G., 1925, 26	1927
Schmidt, Steven M., 2001, 02	2003
Schneider, Gregory B., 1971	1972
Schoeffel, Francis H., 1890	1891
Schorr, Jeffrey J., 1986, 87	1988
Schott, Charles L., 1976, 77, 78	1979
Schreiber, Karl M., 1986, 87, 88, 89	1990
Schretzman, Charles G., 1986, 87, 88	1989
Schumacher, Michael S., 2008	2009
Schurr, Austin J., 2012	2016
Schwartz, Michael R., 2000, 01, 02	2003
Schwartz, Thomas A., 1964, 65, 66	1967
Schweikert, Paul, 1952	1954
Schwenk, James T.L., 1936, 37, 38	1939
Scott, Aaron D., 1990, 91	1992
Scott, Alan H., 1961	1963
Scott, Ernest D., 1895, 96, 97	1898
Scott, Gordon A., 1983, 84, 85	1986
Scott, Kyle T., 1995, 96	1997
Scott, Lawrence R., 2012	2015
Scott, Thomas P.*, 1942	1944
Scott, Winfield W., 1947, 48	1950
Scruggs, Carl B., 2004, 05, 06	2007
Scull, Kenneth C., 1968	1969
Seagrave, David C., 1904	1905
Sears, Michael H., 1982, 83, 84	1985
Sebastian, Henry A., 1930, 33	1934
Sehzie, Michael F., 2001, 02	2003
Seeman, Lyle E., 1924, 25, 26, 27	1928
Seip, George R., 1941	1942
Seith, Louis T., 1940, 41	Jan. 1943
Selfridge, Thomas E., 1901	1903
Senter, William O., 1931	1933
Seymour, John B., 1962, 63, 64	1965
Shadid, Theodore M., 1968, 69	1970
Shain, Elwin R., 1953	1954
Shannon, Donald J., 1955	1956
Shannon, James A., 1902	1903
Sharman, James A., 1979, 80, 81	1982
Sharp, Thomas C., 1985	1986
Shaw, Chris D., 1990, 91, 92	1993
Sheble, Tyler J., 2000, 01	2002
Shelley, Carlton E., 2011, 12	2013
Shelley, John R., 1947, 48	1950
Shelton, George H., 1893, 94	1896
Shepard, Anthony E., 1992	1995
Sherk, Corey R., 2004	2005
Sherrell, William W., 1962, 63, 64	1965
Shinda, Andre, 2009	2012
Shinn, James M., 1989, 90	1991
Shira, Charles N.*, 1949, 50	1952
Shore, David A., 2008	2009
Short, Andrew J., 1995, 96	1997
Shrader, Edwin G., 1916, 17	Nov. 1918
Shrader, Tyler W., 2009, 10, 11, 12	2013
Shrode, Cason K., 2004, 05, 06	2007
Shuler, William R., 1934, 35	1936
Shultz, Edward D., 1984, 85, 86, 87, 88	1988
Shultz, Harold D., 1948, 49, 50	1951
Shumaker, Stephen J., 2012	2015
Shute, Martyn H., 1903	1906
Sibert, Franklin C., 1911	1912



ALL-TIME LETTERWINNERS

Silva, Matthew J., 2002, 04.....	2005
Silver, Robert W., 1982, 83, 84.....	1985
Silvers, John D., 1989.....	1990
Simar, John D., 1970, 71.....	1972
Simenson, Edwin G., 1931.....	1932
Simons, Maurice M., 1933, 34.....	1935
Simons, Robert W., 1973, 74.....	1975
Simpson, Bruce E., 1971, 72.....	1973
Sipos, William G., 1962.....	1963
Sisson, Lowell E., 1951, 52, 53.....	1954
Sistrunk, T. Matthew, 1983.....	1984
Sitki, Eren P., 1995.....	1996
Sizelove, John M., 1993, 94.....	1995
Skaer, William K., 1937.....	1938
Skawski, Glenn M., 1982.....	1983
Skinner, Eugene W., 1979, 80.....	1982
Skoda, William F., 1977, 78, 79.....	1980
Slater, Stanley A., 1955, 56, 57.....	1958
Slomka, James E., 1991, 92, 93.....	1994
Smedberg, William R., 1892.....	1893
Smith, Arlen L., 1990, 91.....	1992
Smith, Bradley C., 1993.....	1994
Smith, Coniculus B., 1990, 91.....	1992
Smith, David M., 1969, 70.....	1971
Smith, Donald E., 1982, 83, 84, 85.....	1986
Smith, Fine W., 1891, 92, 93.....	1895
Smith, Ian M., 2007, 08, 09.....	2010
Smith, John C., 1999, 00, 01.....	2002
Smith, Mark A., 1974, 75.....	1976
Smith, Mauro T., 2000, 01, 02.....	2003
Smith, Michael G., 1917.....	1919
Smith, Nathan W., 1996, 97.....	1997
Smith, Paolo F., 1986.....	1987
Smith, Phillip W., 2009.....	2010
Smith, Rodney H., 1905, 06, 07.....	1908
Smith, Stanley L., 1934, 35, 36.....	1937
Smith, Stephen M., 1977, 78.....	1979
Smith, Wade R., 1990.....	1991
Smith, Walter D., 1898, 99, 00.....	1901
Smithey, Gary R.*, 1974.....	1977
Smythe, George W., 1920, 21, 22, 23.....	1924
Sneed, Wesley O.*, 1975, 76.....	1979
Soucy, Todd C., 1990, 91.....	1993
Souza, Robert E., 1972.....	1973
Spangler, Daniel M., 1973, 74, 75.....	1976
Spaulding, Steven, 1994.....	1995
Spearman, Kenneth A., 1994.....	1995
Speier, William A., 1989, 90.....	1991
Spellmon, Scott A., 1983, 84, 85.....	1986
Sporer, Ronald G., 1997, 98, 99, 00.....	2001
Sprague, David T., 2009.....	2010
Sprague, Mortimer E., 1925, 26, 27, 28.....	1929
Sprawls, Scott R., 1996, 97.....	1998
St. Onge, Robert J., 1943, 44.....	1945
Stacy, Lucian, 1892, 93, 94, 95.....	1896
Staerckel, Albert L., 1973, 74, 75.....	1976
Stahle, John C., 1940, 42.....	Jan. 1943
Stahura, Edward J.*, 1950.....	1953
Stancil, Larry D.*, 2000, 01.....	2004
Stancook, Joseph C., 1932, 33, 34.....	1935
Stanley, Paul D., 1960, 62.....	1963
Stanowicz, Joseph J., 1943, 44.....	1945
Stanyer, Joseph B., 1996, 98.....	1999
Stark, Stephen J., 1988, 89.....	1990
Staver, Michael J., 1982, 83, 84.....	1985
Stearns, Cuthbert P., 1906, 07, 08.....	1909
Stecker, Ray J., 1930, 31.....	1932
Steele, Danton G., 1969, 70.....	1971
Steele, Gary R., 1966, 67, 68.....	1970
Steelman, Carson T., 2009, 10, 11, 12.....	2013
Steffy, Joseph B., 1945, 46, 47.....	1949
Stein, Randall L., 1969, 70, 71.....	1972
Stella, Harry A., 1937, 38, 39.....	1940
Stelzer, Paul A., 2001, 02.....	2003
Stephan, Allen H., 1990.....	1991

Stephen, Norman F., 1951, 52, 53.....	1954
Stephens, Anthony D., 2010, 11, 12.....	2014
Stephenson, Floyd G., 1948, 49, 50.....	1951
Stephenson, Richard E., 1954, 55, 56.....	1957
Stewart, John A., 1923.....	1924
Stewart, Peter L., 2003.....	2004
Stewart, Warren B., 2000, 01, 02.....	2003
Stewart, Wesley C., 2006.....	2007
Stichweh, Carl R., 1962, 63, 64.....	1965
Stillman, Robert M., 1932, 33, 34.....	1935
Stilwell, Joseph W., 1902, 03.....	1904
Stith, Raymond L. III, 2002, 03, 04, 05.....	2006
Stockton, Edward A., 1907.....	1908
Stokes, John H., 1917, 18.....	Nov. 1918
Stone, Hardy R.*, 1949.....	1952
Stopa, Craig J., 1982, 83, 84, 85.....	1986
Storck, Donald G., 1920, 22, 23.....	1924
Storck, Louis J., 1919, 20, 22.....	1923
Story, Dwight S.*, 1975.....	1979
Stout, Elmore E.*, 1949, 50.....	1952
Stout, Harry H., 1892, 93, 94.....	1895
Stover, Edward L., 1993, 94, 95.....	1996
Stowell, James S., 1923.....	1924
Stowers, Charles T., 1963, 64, 65.....	1966
Stredler, Daniel C., 1983, 84, 85.....	1986
Streets, Kevin A., 1979, 80.....	1981
Striffler, Steven W., 1984, 85.....	1986
Strohecker, Samuel M., 1923.....	1924
Stromberg, Woodrow W., 1934, 35, 36.....	1937
Stuart, Robert J., 1945, 47, 48.....	1949
Stucker, Craig A., 1997, 98.....	1999
Stuhlmiller, Allan D., 1974, 75.....	1976
Stull, John C., 1994.....	1995
Suarez, Edward W., 1929, 30, 31.....	1932
Suitonu, Chad A., 1995, 96, 98.....	1999
Sullivan, H. Riggs, 1936, 37, 38.....	1939
Sullivan, Michael M., 1987, 88.....	1989
Sullivan, Scott P., 1982.....	1985
Sullivan, William E., 2001, 02, 03, 04.....	2005
Sultan, Daniel I., 1905, 06.....	1907
Summerfelt, Milton F., 1930, 31, 32.....	1933
Surles, Alexander D., 1907, 09, 10.....	1911
Sutton, Jason W., 1991, 92, 93.....	1994
Svoboda, Steven J., 1988.....	1989
Swain, Christopher, 2009, 10.....	2012
Swanson, Charles W., 1979, 80, 81.....	1982
Swartz, Charles H., 1919.....	1920
Sweeney, Patrick J., 1979, 80, 81.....	1982
Sykes, Philip A., 1960.....	1961
Szvetecz, Edward, 1954, 55, 56.....	1957
Szott, John A., 2012.....	2014

T T T T T T T

Tarver, Dhyana A., 2002, 03, 04, 05.....	2006
Tate, Frederic H.S., 1940.....	1942
Tatford, Willie E.R., 2002, 03.....	2005
Tavzel, Harold S., 1944, 46.....	1947
Tease, Michael L., 1983, 84.....	1987
Teising, Charles C., 1975.....	1976
Tenuta, Joachim J., 1982.....	1983
Tenuta, Louis R.*, 1976.....	1980
Terrigno, Felice M., 2005, 06.....	2007
Terry, Emiko D.G., 2000, 01.....	2003
Thayer, Chad A., 2009.....	2010
Thiele, William K., 1997, 98.....	1999
Thigpen, Willie L., 1972, 73, 74.....	1975
Thomas, Callian M., 1989, 90, 91.....	1992
Thomas, Jay A., 2000.....	2004
Thomas, Kirk K., 1975, 76, 77, 78.....	1979
Thomas, Ronald F., 1994, 95, 96.....	1997
Thompson, Adam C., 1995, 96, 97.....	1998
Thompson, Brandon M., 2004, 05, 06, 07.....	2008
Thompson, Charles F., 1902, 03.....	1904
Thompson, Clyde A., 1939.....	1941
Thompson, Karl P., 2008, 09.....	2010

Thompson, Omari S., 1999, 00, 01.....	2002
Thomson, John C., 1983, 84, 85.....	1986
Thor, Jeffrey C., 1984.....	1987
Thorson, Michael J., 1987, 88, 89.....	1990
Thurman, John R., 1999.....	2000
Tierney, Christopher L., 1985.....	1986
Tilford, Anthony B., 1995, 1996.....	1999
Tillar, Donaldson P., 1958.....	1959
Timberlake, Edward J., 1890, 91, 92.....	1893
Timberlake, Edward W., 1914.....	Aug. 1917
Timberlake, Patrick W., 1922.....	1923
Tippett, Hayden J., 2011, 12.....	2014
Tipton, Arthur C., 1903, 04.....	1905
Toczylowski, Henry M., 1966, 67.....	1968
Todd, Brian J., 2000, 01, 02.....	2003
Toles, Myron Jr., 2002.....	2004
Tolson, Owen T. IV, 2005, 06, 07.....	2008
Tomasino, Monte A., 1991.....	1992
Tomasits, Raymond J., 1993, 94, 95.....	1996
Tomlinson, Roy C., 1985.....	1986
Toney, Frank J. III, 1998.....	1999
Topping, Gary E., 1970, 71, 72.....	1973
Topping, Kenneth L., 1978.....	1981
Torney, Henry W., 1902, 03, 04, 05.....	1906
Trapnell, Thomas J.H., 1924, 25, 26.....	1927
Travis, Donovan A., 2008, 09, 10.....	2011
Travis, Harrison G., 1919.....	1920
Traylor, Jimmie L., 1974, 77, 78.....	1979
Trent, John C., 1947, 48, 49.....	1950
Triano, Joseph A., 1995.....	1996
Trice, Harley N., 1929, 30, 31.....	1932
Trimble, Jeremy M., 2004, 05, 06, 07.....	2008
Trimble, Jordan G., 2007, 08, 09, 10.....	2011
Trimble, Justin C., 2010, 11, 12.....	2014
Triplet, Clifton N., 1979.....	1980
Triplet, Mark W., 1981, 82, 83.....	1984
Troxell, George H., 1942, 43.....	1945
Troy, Justin L., 2002, 03, 04.....	2005
True, Clinton U., 1934, 35.....	1936
True, Gregory R., 1970, 71.....	1972
Trumbore, Larry M., 1978, 79.....	1980
Tucker, Brian L., 1994, 95.....	1996
Tucker, Earnest J.F., 2011, 12.....	2014
Tucker, Y. Arnold, 1945, 46.....	1947
Tully, Joseph M., 1915.....	1916
Turner, Joel T., 1990, 92.....	1994
Turner, Justin C., 2008.....	2010
Turner, William A., 1983.....	1986
Turrell, Douglas W., 1975, 77, 78.....	1979
Turrentine, Trenton C., 2011, 12.....	2015
Tyquingco, Jerrold J., 1995, 96.....	1997

U U U U U U U

Uberacken, Henry M., 1966.....	1967
Uebel, Patrick N., 1953, 54, 55.....	1956
Ugenyi, Michael C., 2012.....	2015
Ugenyi, Victor C. Jr., 2006, 07, 08, 09.....	2010
Ulekowski, Jared M., 2003, 04, 05.....	2006
Ulses, Robert J., 1982, 83, 84.....	1985
Unbehagen, Theodore O., 1995, 96, 97.....	1998
Underwood, Arthur R., 1908.....	1909
Unruh, Edward P.*, 1964.....	1966
Usry, Donald J., 1957, 58, 59.....	1960

V V V V V V V

Van Camp, Jason B.A., 2000.....	2001
Van Fleet, James A., 1913, 14.....	1915
Van Slyke, Richard N.*, 1973.....	1976
Vanderbush, Albert, 1958, 59, 60.....	1961
VanDeusen, Robin W., 1973.....	1975
Vane, Matthew C., 2008.....	2011
Vann, Peter J., 1952, 53, 54.....	1956
Vaughan, Curry N., 1962.....	1963
Vaughan, H. Gwynn, 1961, 62, 63.....	1964



ALL-TIME LETTERWINNERS

Vaughn, Kevin G., 1991, 92, 93, 94.....	1995
Vavruska, Bryan M., 2004.....	2007
Veevaert, Glen G., 1981, 83.....	1984
Vegas, Christopher R., 1999.....	2000
Vicci, Robert F., 1979, 80.....	1981
Vidal, Eugene L., 1916, 18.....	Nov. 1918
Vidal, Felix L., 1932.....	1933
Villanti, Matthew D., 2010, 11.....	2013
Villanueva, Alejandro, 2008, 09.....	2010
Vincent, Clinton D., 1934, 35.....	1936
Vinson, Bobby G., 1947, 48, 49.....	1950
Viti, Michael A., 2004, 05, 06, 07.....	2008
Vogel, Gustave H., 1919.....	1920
Volonno, Robert L.*., 1950.....	1953
Volz, Clifford C., 1970, 71, 72.....	1973
Vreeland, James M., 2002.....	2003

W

Waddell, Frank D., 1939, 40.....	1942
Waddell, James C., 1913.....	1914
Waddell, Ricky L., 1980, 81.....	1982
Waechter, James A.*., 1973.....	1976
Wagner, Richard A., 1976.....	1977
Wagner, Robert A., 1987, 88, 89.....	1990
Waldorff, Warren R., 1980, 81, 82.....	1983
Waldron, Albert E., 1897, 98.....	1899
Waldrop, Kenneth M., 1961, 62, 63.....	1964
Waldrop, Stephen P., 1957, 58.....	1960
Walk, Kolin B., 2009, 10, 11.....	2012
Walker, Gerald J., 1979, 80, 81, 82.....	1983
Walker, J. Keith*, 1986, 87, 88.....	1989
Walker, Jason L., 1997, 98.....	1999
Walker, Kevin A., 1991.....	1992
Walker, Kirby, 1890, 91.....	1892
Walker, Lloyd A.*., 1983, 84, 85.....	1986
Walker, Thomas J., 2008.....	2009
Wall, Hubert B., 1969, 70.....	1971
Wallace, Michael L.*., 1998, 99, 00.....	2001
Walmsley, Stephen M., 1908, 09, 10, 11.....	1912
Walsh, Birrell, 1927, 28.....	1930
Walsh, Jacob A., 2008.....	2009
Walter, James V., 1971.....	1972
Walterhouse, Richard G., 1944, 45.....	1946
Walters, Harry N., 1956, 57, 58.....	1959
Ward, James W., 1971, 72, 73.....	1974
Warner, Richard E., 1955, 56, 57.....	1958
Warren, John W., 1921.....	1923
Washington, Gregory L. II, 2001, 02, 03, 04.....	2005
Washington, Waverly E., 2010, 11, 12.....	2013
Wasilewski, Kurt R., 2006.....	2007
Wasilewski, Ronald J.*., 1966.....	1969
Waters, Jesse M., 1999, 00.....	2001
Waters, Russell A., 1958, 59.....	1960
Watkins, James H., 1941.....	June 1943
Watkins, Lewis H., 1904, 05.....	1907
Watkins, Paul B., 1968, 69, 70.....	1971
Watrob, Keith P., 2000.....	2001
Watts, Corey C., 2011, 12.....	2014
Watts, Michael Z., 2010, 11, 12.....	2013
Waudby, Bradford R.*., 2002, 03.....	2004
Wayne, Robert E., 1945.....	1946
Weaver, John E., 1950, 52.....	1954
Weaver, Lucius E.*., 2001, 02.....	2005
Weaver, Lyle E., 1997, 98, 99, 00.....	2001
Webb, Daniel*, 1978, 79.....	1981
Webb, William H., 1944, 45.....	1946
Weber, Steven M.*., 1990, 91, 92.....	1994
Webster, W. Glenn, 1972.....	1974
Weeks, Henry J., 1904, 05, 06, 07.....	1908
Weidner, Joseph J., 1940.....	1941
Weich, Mikel J., 2007, 08, 09, 10.....	2011
Weisner, Matthew R., 2005, 06.....	2007
Wells, Michael W., 1995.....	1996
Wesbrook, Stephen D., 1969.....	1970
Wesley, Scott J., 2003, 04, 05.....	2006

Wesson, Charles M., 1899.....	1900
West, William I., 1946.....	1947
West, James R., 1992, 93, 94.....	1995
West, Michael R., 1996.....	1997
Westbrook, Steven D., 2008.....	2009
Westphal, Sean P., 2009, 10.....	2011
Westphalinger, Henry R., 1924.....	1925
Weyand, Alexander M., 1911, 12, 13, 14, 15.....	1916
Wheelock, Thomas R., 1967, 68.....	1969
Whidden, Gary M., 2004.....	2005

Whitaker, Daniel J., 2011, 12..... 2014

White, Benjamin M., 1983, 84, 85, 86.....	1987
White, Brandon A., 2006, 07.....	2008
White, Ernest J., 1940, 41.....	1942
White, Graham R., 1998, 99.....	2000
White, Ralph J., 1940, 41.....	1942
White, Walter C., 1919, 20, 22.....	1923
White, William F., 2001, 02, 03.....	2005
Whitehead, William C., 1959, 60, 61.....	1962
Whitlow, Robert V., 1941.....	Jan. 1943
Whitman, Courtenay S., 1972, 73.....	1974
Whitten, Thomas P., 2010.....	2013
Whittington, James B.E., 2010, 11, 12.....	2013
Whittington, Richard T., 1997, 98.....	1999
Whyte, Stuart W., 1976, 77, 78.....	1979
Wicklund, Connor O., 2006, 07.....	2008
Wicks, Roger M., 1917, 1918.....	Nov. 1918
Wicks, Rocco T., 1992, 93.....	1995
Wier, Joseph L., 1908, 09, 10.....	1911
Wilcox, Frank A., 1891.....	1892
Wiley, Barry J., 2000, 01.....	2002
Wilhelm, Walter M., 1905.....	1906
Wilhelm, William G., 1979, 80.....	1981
Wilhide, Glenn C., 1919, 20, 21.....	1922
Wilke, Charles K., 2003, 04, 05.....	2006
Wilkerson, Frank S., 1951, 52.....	1953
Wilkinson, Christopher M., 1998.....	1999
Willard, Wesley R., 2001, 02.....	Dec. 2003
Williams, Alexander E., 1894, 95, 96, 97.....	1898
Williams, Bobby R., 1995, 96, 97, 98.....	1999
Williams, Carson R., 2006, 07, 08, 09.....	2010
Williams, CeDarius, 2009, 10.....	2012
Williams, Charles H., 1986, 87.....	1988
Williams, Darryl A., 1980, 81, 82.....	1983
Williams, Evan D., 2007.....	2008
Williams, Ferdinand, 1901.....	1903
Williams, Gary L., 1998, 99.....	2000
Williams, Howard M., 1974, 75.....	1976
Williams, La'Berrick D., 2002.....	2005
Williams, Lewis A., 1951.....	1952
Williams, Michael K., 1980, 81, 82.....	1983
Williams, Michael O., 1992, 93.....	1995
Williams, Myreon, 1990, 91.....	1992

Williams, Scott A., 2011, 12..... 2014

Williams, Scott P., 1997, 98.....	1999
Williams, Todd R.*., 1981.....	1984
Williams, Zachary R., 2010, 12.....	2014
Wilmoth, Frederick L., 1956, 57.....	1959
Wilson, Harry E., 1924, 25, 26, 27.....	1928
Wilson, Keith H., 1975, 77.....	1978
Wilson, Lynnford S., 2011, 12.....	2013
Wilson, Willard B., 1941, 42.....	Jan. 1943
Wilson, Woodrow W., 1937, 38.....	1939
Wimer, Benjamin R., 1928.....	1929
Wing, John R., 1951, 52.....	1955
Winn, James R., 1932, 33.....	1934
Woessner, Carl F., 1965, 66, 67.....	1968
Wojcik, Adam S., 2002, 03, 04.....	Dec. 2004
Wojczynski, David E., 1993.....	1994
Wolf, Harold W., 1935.....	1936
Wollam, Jonathan S.*., 2001.....	2004
Wolocko, Jamison R., 1992, 93, 94.....	1995
Wood, John S., 1909, 10, 11.....	1912
Wood, Robert A., 1979, 80, 81, 82.....	1983
Wood, William H., 1921, 22, 23, 24.....	1925

Woodbury, Kent S.*., 1962.....	1965
Woodcock, William P., 1975.....	1977
Woodruff, Benjamin M., 1999, 2000, 01.....	2002
Woodruff, Roscoe B., 1913.....	1915
Woods, Cannnon C., 2005.....	2006
Woods, Robert E., 1942.....	1945
Woody, Clinton R., 2001, 02, 03.....	2004
Woolf, William D., 1983.....	1984
Woolfolk, W. David, 1983, 84.....	1985
Wooten, William P., 1897.....	1898
Work, James P., 1992, 93, 94.....	1995
Worsham, Cameron K., 1989.....	1990
Wotell, Matthew J., 1970, 71, 72.....	1973
Wrezinski, Bernard P.*., 1973.....	1976
Wright, Benny L., 1985, 86.....	1987
Wright, Lee J., 2005, 06, 07.....	2008
Wright, Michael C., 2006, 07, 08.....	2009
Wuestner, Scott G., 1982, 83.....	1984
Wynder, Allen G., 1981.....	1982
Wynn, Paul L., 1987, 88, 89.....	1990
Wynne, Walter W., 1912, 13.....	1914
Wyrick, Kenneth L., 1968, 69, 70.....	1971

Y

Yarnell, J. Stephen, 1966, 67, 68.....	1969
Yeager, Frederick J., 1939.....	1940
Yeager, Hobart R., 1917.....	Nov. 1918
Yeoman, William F., 1946, 47, 48.....	1950
Yeomans, Prentice E., 1924, 25.....	1926
Yost, Matthew J., 1996, 97.....	1998
Yost, William D., 1958, 60.....	1961
Young, Abel E., 1994, 95.....	1996
Young, Conte, 2001.....	2004
Young, Terry H., 1965, 66, 67.....	1969
Youngblut, Simon P., 2007.....	2008

Z

Zadel, C. William, 1962, 63, 64.....	1965
Zailskas, Roger W., 1959, 60.....	1961
Zalneraitis, Brian H., 2011, 12.....	2014
Zarone, Arthur J., 1981, 82, 83.....	1984
Zawie, Christopher D.*., 1979, 80.....	1983
Zeigler, Lewis R.*., 1950.....	1952
Zeigler, Michael G., 1953, 54, 55.....	1956
Zelenak, Ray B., 2005, 06, 07.....	2008
Zell, Edward M., 1900.....	1903
Zelley, Patrick S., 1992, 93.....	1994
Zervic, Curtis J., 2000, 01.....	2002
Zickefoose, Brian E., 1999, 00, 01.....	2002
Ziegler, Richard G., 1952, 53.....	1954
Zinszer, Shane T., 2007.....	2008
Zopelis, James E., 1994, 95.....	1996
Zmuida, Paul T., 1960, 61.....	1962
Zurisko, Anthony D., 2003.....	2004



BLAIK FIELD AT MICHIE STADIUM

TOP MICHIE STADIUM CROWDS

No.	Attendance	Date	Opponent	Score
1.	42,765	Oct. 2, 1971	Missouri	W, 22-6
2.	42,503	Oct. 20, 1973	Notre Dame	L, 3-62
3.	42,399	Oct. 14, 1972	Penn State	L, 0-45
4.	42,382	Sept. 23, 1972	Nebraska	L, 7-77
5.	42,249	Nov. 4, 1972	Air Force	W, 17-14
6.	42,139	Nov. 9, 1974	Air Force	W, 17-16
7.	42,123	Oct. 27, 1973	Holy Cross	L, 10-17
8.	42,085	Nov. 1, 1969	Air Force	L, 6-13
9.	41,952	Oct. 23, 1971	Virginia	W, 14-9
10.	41,903	Oct. 28, 1972	Miami (Fla.)	L, 7-28
11.	41,467	Oct. 30, 1976	Air Force	W, 14-7
12.	41,287	Nov. 4, 2000	Air Force	L, 27-41
13.	41,251	Nov. 9, 1996	Air Force	W, 23-7
14.	41,209	Oct. 26, 1991	Boston College	L, 17-28
15.	41,153	Oct. 27, 1990	Syracuse	L, 14-26
16.	41,105	Nov. 11, 1989	Boston College	L, 17-24
17.	41,062	Nov. 7, 1970	Penn State	L, 14-38
18.	41,049	Nov. 10, 1990	Air Force	L, 3-15
19.	41,014	Oct. 6, 1990	Duke	L, 16-17
20.	40,920	Oct. 22, 1983	Lehigh	L, 12-13
21.	40,869	Oct. 14, 1989	Holy Cross	W, 45-9
22.	40,865	Oct. 29, 1977	Holy Cross	W, 48-7
23.	40,843	Nov. 7, 1998	Air Force	L, 7-35
24.	40,835	Nov. 10, 1973	Miami (Fla.)	L, 7-19
25.	40,819	Oct. 12, 1985	Boston College	W, 45-14
26.	40,786	Oct. 30, 1993	Western Michigan	L, 7-20
27.	40,759	Oct. 16, 1993	Rutgers	L, 10-45
28.	40,749	Nov. 5, 1983	Boston College	L, 14-34
29.	40,744	Oct. 4, 1969	Texas A&M	L, 13-20
30.	40,701	Oct. 28, 1989	Rutgers	W, 35-14
31.	40,675	Nov. 7, 1992	Air Force	L, 3-7
32.	40,660	Nov. 5, 1988	Air Force	W, 28-15
33.	40,646	Nov. 8, 1986	Air Force	W, 21-11
34.	40,640	Oct. 5, 1974	Penn State	L, 14-21
35.	40,621	Oct. 26, 1985	Colgate	W, 45-43
36.	40,618	Oct. 24, 1987	Rutgers	L, 14-27
37.	40,602	Oct. 5, 1985	Yale	W, 59-16
38.	40,570	Oct. 18, 1986	Holy Cross	L, 14-17
39.	40,570	Oct. 15, 1988	Lafayette	W, 24-17
40.	40,562	Sept. 18, 1971	Stanford	L, 3-38

MICHIE FACTS

Army's Record at Michie:

322-152-7 (.677)

First Game:

Oct. 4, 1924—Army 17, Saint Louis University 0

Dedication:

Nov. 15, 1924—Army 14, Columbia 14

Blaik Field Dedication:

Sept. 25, 1999—Army 41, Ball State 21

First Loss:

Oct. 17, 1931—Harvard 14, Army 13

Longest Home Winning Streak:

39 games (1925-1931)

Largest Home Crowd:

42,765 (Missouri, Oct. 2, 1971)

MICHIE THROUGH THE YEARS

1924 — Original structure completed and dedicated. Seating capacity of permanent stands: 16,000 with temporary seating for an additional 5,000. Temporary East stands and upper stands were later added, increasing capacity to 26,491.

1962 — Construction of permanent East stands completed.

1969 — Upper deck on West side added, increasing seating capacity to 41,684.

1977 — AstroTurf installed, replacing original natural grass playing surface.

1984 — SuperTurf installed, replacing AstroTurf playing surface.

1992 — Third resurfacing procedure completed with AstroTurf 8 newly installed.

1999 — The playing surface is christened "Blaik Field" in honor of Hall-of-Fame coach Earl "Red" Blaik.

2001 — Construction begins for \$40 million Kimsey Athletic Center and Randall Hall, a state-of-the-art stadium annex located off the South end zone.

2001 — Installation of new AstroPlay surface marks fourth resurfacing project since 1977.

2002 — Construction begins on Hoffman Press Box.

2003 — Kimsey Athletic Center construction completed.

2003 — Construction completed on Hoffman Press Box, which includes such amenities as a priority seating area and elevator service.

2005 — Randall Hall construction completed.

2008 — A new FieldTurf surface is installed, representing the fifth resurfacing project since 1977.

2008 — A state-of-the-art 30-foot-by-50-foot high-definition video board is installed in the north end zone.

MICHIE STADIUM YEAR-YEAR

YEAR	W	L	T	PCT	ATT	AVG	YEAR	W	L	T	PCT	ATT	AVG	YEAR	W	L	T	PCT	ATT	AVG
1924	4	0	1	.900	--	--	1954	2	1	0	.667	--	--	1984	5	0	0	1.000	185,471	37,094
1925	5	0	0	1.000	--	--	1955	4	1	0	.800	--	--	1985	7	0	0	1.000	265,751	37,964
1926	6	0	0	1.000	--	--	1956	4	0	0	1.000	--	--	1986	3	3	0	.500	241,063	40,177
1927	7	0	0	1.000	--	--	1957	5	0	0	1.000	--	--	1987	3	4	0	.429	262,181	37,454
1928	6	0	0	1.000	--	--	1958	5	0	0	1.000	--	--	1988	6	0	0	1.000	230,643	38,440
1929	6	0	0	1.000	--	--	1959	3	1	0	.750	--	--	1989	6	1	0	.857	241,098	34,442
1930	6	0	0	1.000	--	--	1960	4	1	0	.800	--	--	1990	4	3	0	.571	265,827	37,975
1931	6	1	0	.857	--	--	1961	5	1	0	.833	--	--	1991	3	4	0	.429	252,983	36,140
1932	5	1	0	.833	--	--	1962	3	1	0	.750	--	--	1992	4	3	0	.571	208,425	29,775
1933	5	0	0	1.000	--	--	1963	5	0	0	1.000	--	--	1993	4	2	0	.667	202,812	33,802
1934	5	0	0	1.000	--	--	1964	3	3	0	.500	--	--	1994	3	4	0	.429	232,294	33,185
1935	4	1	0	.800	--	--	1965	4	1	0	.800	--	--	1995	3	2	1	.583	189,680	31,613
1936	4	1	0	.800	--	--	1966	5	0	0	1.000	--	--	1996	6	0	0	1.000	223,540	37,257
1937	5	0	0	1.000	--	--	1967	4	1	0	.800	--	--	1997	4	2	0	.667	216,687	36,115
1938	5	1	0	.833	--	--	1968	4	1	0	.800	--	--	1998	1	4	0	.200	184,641	36,928
1939	3	0	1	.875	--	--	1969	2	4	0	.333	216,798	36,133	1999	3	3	0	.500	197,939	32,990
1940	1	3	0	.250	--	--	1970	1	4	0	.200	188,146	37,629	2000	1	4	0	.200	192,580	38,516
1941	4	0	0	1.000	--	--	1971	4	1	0	.800	203,474	40,695	2001	2	3	0	.400	155,238	31,047
1942	3	0	0	1.000	--	--	1972	3	3	0	.500	246,737	41,123	2002	0	6	0	.000	195,636	32,606
1943	5	1	0	.833	--	--	1973	0	5	0	.000	235,529	47,106	2003	0	6	0	.000	184,761	30,794
1944	5	0	0	1.000	--	--	1974	3	3	0	.500	210,076	35,013	2004	1	4	0	.200	159,786	31,957
1945	4	0	0	1.000	--	--	1975	2	4	0	.333	201,354	33,559	2005	2	4	0	.333	185,611	30,935
1946	5	0	0	1.000	--	--	1976	5	2	0	.714	205,232	29,319	2006	2	3	0	.400	153,468	30,694
1947	4	0	0	1.000	--	--	1977	5	1	0	.833	187,247	31,208	2007	3	2	0	.600	158,559	31,712
1948	4	0	0	1.000	--	--	1978	4	2	1	.643	219,398	31,342	2008	2	4	0	.333	166,512	27,752
1949	5	0	0	1.000	--	--	1979	1	4	1	.250	202,394	33,732	2009	3	3	0	.500	167,984	27,997
1950	3	0	0	1.000	--	--	1980	3	3	1	.500	236,610	33,801	2010	2	3	0	.400	158,334	31,667
1951	2	2	0	.500	--	--	1981	2	4	0	.333	213,995	35,666	2011	3	1	0	.750	133,278	33,320
1952	3	1	0	.750	--	--	1982	3	3	0	.500	220,859	36,810	2012	2	5	0	.286	225,432	32,205
1953	4	0	0	1.000	--	--	1983	2	3	0	.400	192,082	38,416							