



20  
24



**BIG  
EAST**  
CONFERENCE



**CREIGHTON BASEBALL**





# 1 Nolan Sailors  
OF • Jr.  
Omaha, Neb.



# 2 Connor Capece  
C/RHP • Fr.  
Omaha, Neb.



# 3 Matt Scherrman  
INF • Gr.  
Wheaton, Ill.




# 4 Teddy Deters  
OF • Jr.  
Orono, Minn.



# 5 Sam Vomhof  
INF • Gr.  
DeForest, Wis.



# 7 Cooper Dulich  
INF • Jr.  
Encinitas, Calif.



# 10 Jack Scheri  
INF • R-Fr.  
Peru, Ill.



# 11 Ben North  
INF • So.  
Woodbury, Minn.



# 12 Zane Skansi  
OF • Jr.  
Gig Harbor, Wash.



# 13 Jack Pineau  
RHP • Fr.  
Thunder Bay, Ontario



# 14 Shea Wendt  
RHP • Fr.  
Blair, Neb.



# 15 Kyle Hess  
INF • R-Jr.  
Mountainside, N.J.



# 16 Malakai Vetock  
RHP • Jr.  
Elkhorn, Neb.



# 17 Will MacLean  
INF • Jr.  
Exeter, N.H.



# 18 Jimmy Burke  
RHP • Jr.  
Orland Park, Ill.



# 20 Tate Gillen  
OF • So.  
Overland Park, Kan.



# 21 Cuyler Zukowski  
OF • R-Fr.  
Madison, Wis.



# 22 Hogan Helligso  
C • Jr.  
Omaha, Neb.



# 23 Parker Primeaux  
RHP • Gr.  
Lake Charles, La.



# 24 Nolan Clifford  
INF • Sr.  
Naperville, Ill.



# 27 Andrew Rakow  
LHP • Fr.  
Brooklyn Park, Minn.



# 28 Colby Canales  
INF • Sr.  
Orange, Calif.



# 29 Eli Nissen  
LHP • Fr.  
Minot, N.D.



# 30 Shane Curtin  
LHP • So.  
La Grange, Ill.



# 31 Chad Saner Jr.  
RHP • Gr.  
Springfield, Ill.



# 32 Braden Gluth  
RHP • Jr.  
Santa Teresa, N.M.




# 33 Mason Koch  
RHP • So.  
Omaha, Neb.



# 34 Jack Grace  
OF • Gr.  
La Grange, Ill.



# 35 Tommy Lamb  
LHP • Sr.  
Grafton, Wis.



# 36 Jack Torosian  
OF • R-Jr.  
Omaha, Neb.



# 37 Jackson Brenna  
LHP • Jr.  
Waddell, Ariz.



# 38 Noah Klein  
RHP • Fr.  
Wilmette, Ill.



# 39 Casey Trapp  
LHP • Gr.  
Blaine, Minn.



# 40 Duke Coborn  
RHP • Gr.  
North St. Paul, Minn.



# 43 Cooper Fuchino  
C • R-Fr.  
Rolling Hills Estates, Calif.



# 44 Jack Peluso  
OF • Gr.  
Huntington, N.Y.



# 45 Daniel Hammond  
RHP • Gr.  
Prairie Village, Kan.



# 46 Mason McCurdy  
C • Fr.  
Lake Elmo, Minn.



# 50 Cade Lommel  
LHP • Sr.  
Delano, Minn.



# 55 Dominic Cancellieri  
RHP • Gr.  
Wayne, N.J.



Ed Servais  
Head Coach  
21st Season



Connor Gandossy  
Assistant Coach  
2nd Season



Mitch Mormann  
Assistant Coach  
3rd Season



Cam Johnson  
Assistant Coach  
2nd Season



Curtis Self  
Athletic Trainer  
16th Season

# Table of Contents

## Creighton Baseball

Table of Contents .....	1
2024 Numerical Roster .....	2
2024 Alphabetical Roster .....	2
Charles Schwab Field Omaha .....	4-5
2024 Preview .....	6

## Meet the Bluejay Staff

Head Coach Ed Servais .....	8-11
Ed Servais vs. 2024 Opponents .....	12-13
Assistant Coach Connor Gandossy .....	14
Assistant Coach Mitch Mormann .....	15
Assistant Cam Johnson .....	16
Athletic Trainer Curtis Self .....	16

## Meet the Bluejays

Returners Profiles .....	18-39
Newcomers Profiles .....	40-48

## 2024 Opponents

Opponents Information .....	50
-----------------------------	----

## 2023 in Review

2023 in Pictures .....	52
2023 Game-by-Game Results .....	53
2023 Overall Stats .....	54
2023 BIG EAST Stats .....	55
2023 Team Stats .....	56
2023 Specialty Stats .....	57
2023 BIG EAST Standings & Awards .....	58

## Creighton Record Book

Yearly Summary .....	60
Career Hitting & Fielding Records .....	61
Season Hitting & Fielding Records .....	62
Pitching Records .....	63
Single-Game Records .....	64
NCAA Tournament Teams .....	65-71
Creighton Athletics Hall of Fame/Academic All-Americans .....	72
All-Americans .....	73-75
Freshman All-Americans .....	76
Bluejays in the Pros .....	77
Bluejays in the Majors .....	78-79
Active Bluejays in the Minors .....	80

## Year-by-Year Results

Series Records .....	82
Series Results .....	82-94
Year-By-Year Results .....	95-106

## This is Creighton

Creighton University .....	108
Creighton Administration .....	109
Student-Athlete Support .....	110
Creighton Traditions .....	111
Media Information .....	112



Junior Hogan Helligso



Senior Jack Grace

## Creighton University Information

Location .....	Omaha, Neb.
Founded .....	1878
Enrollment .....	8,397
School Colors .....	Blue and White
Nickname .....	Bluejays
Affiliation .....	NCAA Division I
Conference .....	BIG EAST Conference
President .....	Rev. Daniel Hendrickson, S.J., Ph.D.
McCormick Endowed Athletic Director .....	Marcus Blossom
Athletic Website .....	www.gocreighton.com

## Stadium Information

Facility .....	Charles Schwab Field Omaha
Capacity .....	24,000
Dimensions .....	335-408-335 (Natural Grass)
Year Opened .....	2011

## Coaching Staff Information

Head Coach .....	Ed Servais
Alma Mater .....	Wisconsin-La Crosse (1980)
Record at Creighton .....	.643-387-1 (21)
Career Record .....	.825-469-2 (30)
Assistant Coach .....	Connor Gandossy (Seventh Season)
Assistant Coach .....	Mitch Mormann (Third Season)
Assistant Coach .....	Cam Johnson (Second Season)

## 2023 Information

Overall Record .....	25-24
Home .....	13-10
Away .....	10-14
Neutral .....	2-0
BIG EAST Record .....	10-11 (5th)
Home .....	6-6
Away .....	4-5
Neutral .....	0-0
BIG EAST Championship Record .....	N/A

## Team Information

Players Returning/Lost .....	22/16
Newcomers .....	18
Position Starters Returning/Lost .....	6/3
Pitchers Returning/Lost .....	9/5

## Program Information

Number of Years (since 1966) .....	58
Overall Record .....	1,715-1,223-9 (.584)
NCAA Postseason Appearances .....	11
Last Appearance .....	2019
NCAA MCWS Appearances .....	1
Last Appearance .....	1991



# 2024 Numerical Roster

## Numerical

#	Name	Pos.	B/T	Ht.	Wt.	Yr.	Hometown (High School/Previous College)
1	Nolan Sailors	OF	L/R	6-0	190	Jr.	Omaha, Neb. (Ralston HS)
2	Connor Capece	C/RHP	R/R	5-10	200	Fr.	Omaha, Neb. (Gross Catholic HS)
3	Matt Scherrman	INF	R/R	6-2	210	Gr.	Wheaton, Ill. (Wheaton Warrenville South HS/UW-Oshkosh)
4	Teddy Deters	OF	R/R	6-2	210	Jr.	Orono, Minn. (Orono HS/Xavier)
5	Sam Vomhof	INF	L/R	6-3	200	Gr.	DeForest, Wis. (DeForest HS/UW-Whitewater)
7	Cooper Dulich	INF	R/R	6-1	200	Jr.	Encinitas, Calif. (La Costa Canyon HS/Montana State-Billings)
10	Jack Scheri	INF	R/R	5-9	210	R-Fr.	Peru, Ill. (La Salle-Peru HS)
11	Ben North	INF	R/R	6-0	200	So.	Woodbury, Minn. (East Ridge HS)
12	Zane Skansi	OF	R/R	5-11	200	Jr.	Gig Harbor, Wash. (Gig Harbor HS/Utah)
13	Jack Pineau	RHP	R/R	6-0	185	Fr.	Thunder Bay, Ontario, Canada (St. Ignatius HS)
14	Shea Wendt	RHP	R/R	6-1	205	Fr.	Blair, Neb. (Blair HS)
15	Kyle Hess	INF	L/R	6-1	195	R-Jr.	Mountainside, N.J. (St. Peter's Prep/Notre Dame)
16	Malakai Vetock	RHP	R/R	6-1	205	Jr.	Elkhorn, Neb. (Elkhorn HS)
17	Will MacLean	INF	L/L	6-2	205	Jr.	Exeter, N.H. (St. Thomas Aquinas HS/Massachusetts)
18	Jimmy Burke	RHP	R/R	6-5	190	Jr.	Orland Park, Ill. (Carl Sandburg HS/South Suburban CC)
20	Tate Gillen	OF	L/L	6-1	185	So.	Overland Park, Kan. (Blue Valley HS)
21	Cuyler Zukowski	OF	R/R	6-0	205	R-Fr.	Madison, Wis. (La Follette HS)
22	Hogan Helligso	C	R/R	6-0	180	Jr.	Omaha, Neb. (Elkhorn South HS)
23	Parker Primeaux	RHP	R/R	5-8	155	Gr.	Lake Charles, La. (Welsh HS/Centenary College)
24	Nolan Clifford	INF	L/R	5-10	175	Sr.	Naperville, Ill. (Neuqua Valley HS)
27	Andrew Rakow	LHP	L/L	6-1	215	Fr.	Brooklyn Park, Minn. (Champlin Park HS)
28	Colby Canales	INF	R/R	6-2	220	Sr.	Orange, Calif. (JSerra Catholic HS/Pacific)
29	Eli Nissen	LHP	L/L	5-10	200	Fr.	Minot, N.D. (Minot HS)
30	Shane Curtin	LHP	L/L	6-0	160	So.	La Grange, Ill. (Mount Carmel HS)
31	Chad Saner Jr.	RHP	R/R	6-2	205	Gr.	Springfield, Ill. (Lanphier HS/Illinois-Springfield)
32	Braden Gluth	RHP	R/R	6-3	220	Jr.	Santa Teresa, N.M.(Santa Teresa HS/Eastern Arizona CC)
33	Mason Koch	RHP	R/R	6-0	200	So.	Omaha, Neb. (Millard West HS)
34	Jack Grace	OF	R/R	6-4	230	Gr.	La Grange, Ill. (Fenwick HS)
35	Tommy Lamb	LHP	L/L	6-0	190	Sr.	Grafton, Wis. (Grafton HS/Oklahoma)
36	Jack Torosian	OF	L/R	5-11	175	R-Jr.	Omaha, Neb. (Concordia HS/Hutchinson CC)
37	Jackson Brenna	LHP	L/L	6-1	225	Jr.	Waddell, Ariz.(Shadow Ridge HS/Paradise Valley CC)
38	Noah Klein	RHP	R/R	6-0	220	Fr.	Wilmette, Ill. (Loyola Academy)
39	Casey Trapp	LHP	L/L	5-10	200	Gr.	Blaine, Minn. (Centennial HS/St. John's University (Minn.))
40	Duke Coborn	RHP	R/R	6-2	195	Gr.	North St. Paul, Minn. (St. Thomas Academy/St. Thomas (Minn.))
43	Cooper Fuchino	C	R/R	6-1	205	R-Fr.	Rolling Hills Estates, Calif. (Peninsula HS)
44	Jack Peluso	OF	R/R	6-3	220	Gr.	Huntington, N.Y. (Chaminade HS)
45	Daniel Hammond	RHP	R/R	5-11	185	Gr.	Prairie Village, Kan. (Shawnee Mission East HS)
46	Mason McCurdy	C	R/R	5-10	195	Fr.	Lake Elmo, Minn. (Stillwater HS)
50	Cade Lommel	LHP	L/L	6-4	220	Sr.	Delano, Minn. (Delano HS)
55	Dominic Cancellieri	RHP	R/R	5-11	200	Gr.	Wayne, N.J. (Bergen Catholic HS/Notre Dame)

### Coaching Staff

<b>Head Coach</b>	9	Ed Servais
<b>Assistant Coach</b>	6	Connor Gandossy
<b>Assistant Coach</b>	48	Mitch Mormann
<b>Assistant Coach</b>	8	Cam Johnson

### Pronunciation

Capece .....	Ca • pee • cee
Canales .....	Cuh • nall • es
Cancellieri .....	Can • sell • airy
Deters .....	Dee • ters
Dulich .....	Do • lick
Fuchino .....	Foo • Chee • No
Gillen .....	Gill • in
Gluth .....	Glue • th
Helligso .....	Hell • ig • so
Koch .....	Cook
Lommel .....	Like Pummel
MacLean .....	McLain
Nissen .....	Nis • sin
Peluso .....	Pell • uso
Pineau .....	Pee • know
Primeaux .....	Pre • mo
Rakow .....	Rock • o
Saner .....	Say • ner
Scheri .....	Scary
Skansi .....	Scan • See
Vetock .....	Vee • tock
Vomhof .....	Vom • hof
Zukowski .....	Zoo • cow • ski

### Staff

Gandossy .....	Gan • Doss • EE
Mormann .....	More • Mun
Servais .....	Service



# 2024 Alphabetical Roster

## Numerical

#	Name	Pos.	B/T	Ht.	Wt.	Yr.	Hometown (High School/Previous College)
37	Jackson Brenna	LHP	L/L	6-1	225	Jr.	Waddell, Ariz.(Shadow Ridge HS/Paradise Valley CC)
18	Jimmy Burke	RHP	R/R	6-5	190	Jr.	Orland Park, Ill. (Carl Sandburg HS/South Suburban CC)
28	Colby Canales	INF	R/R	6-3	220	Sr.	Orange, Calif. (JSerra Catholic HS/Pacific)
55	Dominic Cancellieri	RHP	R/R	5-11	200	Gr.	Wayne, N.J. (Bergen Catholic HS/Notre Dame)
2	Connor Capece	C/RHP	R/R	5-10	200	Fr.	Omaha, Neb. (Gross Catholic HS)
24	Nolan Clifford	INF	L/R	5-10	175	Sr.	Naperville, Ill. (Neuqua Valley HS)
40	Duke Coborn	RHP	R/R	6-2	195	Gr.	North St. Paul, Minn. (St. Thomas Academy/St. Thomas (Minn.))
30	Shane Curtin	LHP	L/L	6-0	160	So.	La Grange, Ill. (Mount Carmel HS)
4	Teddy Deters	OF	R/R	6-2	210	Jr.	Orono, Minn. (Orono HS/Xavier)
7	Cooper Dulich	INF	R/R	6-1	200	Jr.	Encinitas, Calif. (La Costa Canyon HS/Montana State-Billings)
43	Cooper Fuchino	C	R/R	6-1	205	R-Fr.	Rolling Hills Estates, Calif. (Peninsula HS)
20	Tate Gillen	OF	L/L	6-1	185	So.	Overland Park, Kan. (Blue Valley HS)
32	Braden Gluth	RHP	R/R	6-3	220	Jr.	Santa Teresa, N.M.(Santa Teresa HS/Eastern Arizona CC)
34	Jack Grace	OF	R/R	6-4	230	Gr.	La Grange, Ill. (Fenwick HS)
45	Daniel Hammond	RHP	R/R	5-11	185	Gr.	Prairie Village, Kan. (Shawnee Mission East HS)
22	Hogan Helligso	C	R/R	6-0	180	Jr.	Omaha, Neb. (Elkhorn South HS)
15	Kyle Hess	INF	L/R	6-1	195	R-Jr.	Mountainside, N.J. (St. Peter's Prep/Notre Dame)
38	Noah Klein	RHP	R/R	6-0	220	Fr.	Wilmette, Ill. (Loyola Academy)
33	Mason Koch	RHP	R/R	6-0	200	So.	Omaha, Neb. (Millard West HS)
35	Tommy Lamb	LHP	L/L	6-0	190	Sr.	Grafton, Wis. (Grafton HS/Oklahoma)
50	Cade Lommel	LHP	L/L	6-4	220	Sr.	Delano, Minn. (Delano HS)
17	Will MacLean	INF	L/L	6-2	205	Jr.	Exeter, N.H. (St. Thomas Aquinas HS/Massachusetts)
46	Mason McCurdy	C	R/R	5-10	195	Fr.	Lake Elmo, Minn. (Stillwater HS)
29	Eli Nissen	LHP	L/L	5-10	200	Fr.	Minot, N.D. (Minot HS)
11	Ben North	INF	R/R	6-0	200	So.	Woodbury, Minn. (East Ridge HS)
44	Jack Peluso	OF	R/R	6-3	220	Gr.	Huntington, N.Y. (Chaminade HS)
13	Jack Pineau	RHP	R/R	6-0	185	Fr.	Thunder Bay, Ontario, Canada (St. Ignatius HS)
23	Parker Primeaux	RHP	R/R	5-8	155	Gr.	Lake Charles, La. (Welsh HS/Centenary College)
27	Andrew Rakow	LHP	L/L	6-1	215	Fr.	Brooklyn Park, Minn. (Champlin Park HS)
1	Nolan Sailors	OF	L/R	6-0	190	Jr.	Omaha, Neb. (Ralston HS)
31	Chad Saner Jr.	RHP	R/R	6-2	205	Gr.	Springfield, Ill. (Lanphier HS/Illinois-Springfield)
10	Jack Scheri	INF	R/R	5-9	210	R-Fr.	Peru, Ill. (La Salle-Peru HS)
3	Matt Scherrman	INF	R/R	6-2	210	Gr.	Wheaton, Ill. (Wheaton Warrenville South HS/UW-Oshkosh)
12	Zane Skansi	OF	R/R	5-11	200	Jr.	Gig Harbor, Wash. (Gig Harbor HS/Utah)
36	Jack Torosian	OF	L/R	5-11	175	R-Jr.	Omaha, Neb. (Concordia HS/Hutchinson CC)
39	Casey Trapp	LHP	L/L	5-10	200	Gr.	Blaine, Minn. (Centennial HS/St. John's University (Minn.))
16	Malakai Vetock	RHP	R/R	6-1	205	Jr.	Elkhorn, Neb. (Elkhorn HS)
5	Sam Vomhof	INF	L/R	6-3	200	Gr.	DeForest, Wis. (DeForest HS/UW-Whitewater)
14	Shea Wendt	RHP	R/R	6-1	205	Fr.	Blair, Neb. (Blair HS)
21	Cuyler Zukowski	OF	R/R	6-0	205	R-Fr.	Madison, Wis. (La Follette HS)

### Coaching Staff

<b>Head Coach</b>	9	Ed Servais
<b>Assistant Coach</b>	6	Connor Gandossy
<b>Assistant Coach</b>	48	Mitch Mormann
<b>Assistant Coach</b>	8	Cam Johnson

### Roster Breakdown Class

Graduate .....	10
Seniors .....	4
Juniors .....	12
Sophomores .....	4
Freshmen .....	10

### Returners

Returners .....	22
Newcomers .....	18

### Position Players (21)

Catchers.....	4
Infielders .....	9
Outfielders.....	8

### Pitchers (19)

Left-Handed Pitchers.....	8
Right-Handed Pitchers.....	11

### Home State

Illinois.....	8
Minnesota.....	7
Nebraska .....	7
California.....	3
Wisconsin.....	3
Kansas.....	2
New Jersey .....	2
Arizona .....	1
Louisiana .....	1
New Hampshire.....	1
New Mexico .....	1
New York .....	1
North Dakota.....	1
Washington.....	1
Canada .....	1

# Charles Schwab Field Omaha


## Making the Home of the MCWS Our Own

After more than 20 years in the CU Sports Complex, the Creighton baseball team moved into a new facility in 2011. Charles Schwab Field Omaha, located just a few blocks east of the CU Sports Complex, serves as the permanent home of the Creighton baseball team. Originally TD Ameritrade Park Omaha, the ballpark was renamed in December 2021 after Charles Schwab Corp. obtained the naming rights.

The \$128 million facility holds more than 24,000 spectators. Charles Schwab Field Omaha, which sits just one block northwest of the home of Creighton men's basketball - CHI Health Center Omaha - also serves as the home for the NCAA Division I Men's College World Series.

Designed with the fans in mind, Charles Schwab Field Omaha has a 360-degree continuous walkway on the concourse level, with both permanent and portable concession stands lining the concourse. There are 36 inches of legroom between seats, turning the stadium into a bowl while eliminating the stacking effect that happens in many stadiums today. Club seating for 2,500 members and access to three, full-service food stations draws many groups and parties to the facility. The entire facility is accessible to people with disabilities and seating inside the stadium meets ADA standards.

Both the media and the athletes who make their way to Charles Schwab Field Omaha discover it is second to none. The playing surface includes a top-of-the-line draining system as well as heating features to ensure play in any type of Nebraska weather. The dirt base paths and grass infield and outfield gives the ball a natural bounce. Full-size dugouts down each line, complete with media pits, allow enough space for athletes and media to work side by side. Tunnels take players to covered batting cages and warm-up areas, followed by full locker rooms complete with coaches suites and training rooms just off the showers that provide the best amenities for all involved.



**"The cool thing about it [the stadium] is that it's completely sacred to college baseball." - Vanderbilt Head Coach Tim Corbin**

## This and That...

Cost.....	\$128,000,000
Architects: .....	Kiewit, HDR, Populous, DLR Group
Total seating capacity .....	24,000
Outfield dimensions (in feet) .....	LF & RF - 335
.....	LC & RC - 375
.....	CF - 408
Home plate to first row seats .....	52 Feet
Average concourse width .....	32 Feet - Infield
.....	30 Feet - Outfield
Legroom between rows.....	36 Inches
Number of elevators.....	4

## A Series of Charles Schwab Field Omaha Firsts

First game:.....	April 19, 2011
.....	Nebraska 2, Creighton 1
Ceremonial first pitch:.....	Fred Tomczyk, TD Ameritrade CEO
First pitch:.....	6:42 pm by CU's Ty Blach (4/19/11)
First hit:.....	NU's Cody Asche (4/19/11)
First double:.....	NU's Tanner Krietemeier (4/19/11)
First run: .....	Creighton's Trever Adams (4/19/11)
First RBI:.....	Creighton's Mike Gerber (4/19/11)
First home run: .....	Creighton's Mike Gerber (4/22/11)
First strikeout: .....	NU's Bryan Peters by Blach (4/19/11)
First double play: .....	CU (Swift-Staehely-Judkins) (4/19/11)
First win:.....	NU's Logan Ehlers (4/19/11)
First loss: .....	CU's Mark Winkelman (4/19/11)
First telecast: .....	NET Sports/CBS Sports Network (4/19/11)
First MCWS:.....	2011
First MCWS champion: .....	South Carolina



**"This [Charles Schwab Field Omaha] is a tremendous asset to Creighton baseball. This is a palace."  
John Manuel, Former Editor of Baseball America**




# Charles Schwab Field Omaha

A media interview room as well as a workroom under the stadium provides working media a location to quickly generate and send out information through cables and internet functions built into the stadium. A three-tier working press box allows for plenty of seating come tournament time, with additional work cubicles located just behind the main seating. Five individual radio booths as well as the center television bay - complete with fully opening windows - gives all media members access to the angle they wish to cover for the game.

The Bluejays broke in the new facility on April 19, 2011, with a game against in-state rival Nebraska. Although it was a blustery night, more than 22,000 fans braved the weather to come out and get the first views at Omaha's newest attraction. The Bluejays averaged nearly 7,200 fans for the remainder of the 2011 home schedule, finishing eighth in the NCAA in overall home attendance. The numbers didn't disappoint once the Men's College World Series came to town, as 321,684 fans came through the turnstiles of Charles Schwab Omaha, averaging just under 23,000 fans per session.



Following the 2019 Creighton season, Charles Schwab Field Omaha hosted its first Major League Baseball game as the Kansas City Royals played host to the Detroit Tigers on June 13, 2019. In that game, former Bluejay Nicky Lopez launched his first career and the only Major League home run at Charles Schwab Field Omaha in the bottom of the second to give the Royals a 1-0 lead. Kansas City went on to win the game 7-3.



# 2024 Preview

The 2024 squad presents a strong balance between 24 returners and 18 newcomers. One difference this season will be more options on the mound as the Bluejays will carry 21 pitchers as well as one position player that could see time on the mound.

Head coach **Ed Servais** enters the season with confidence about the depth and level of competition the Bluejays have in the field and on the mound.

## Catchers

After delivering a team-high .314 average on the field, junior **Hogan Helligso** returns for his third season as the Bluejays primary backstop. Helligso will share some time with freshman **Connor Capece** from the Omaha area.

The Bluejays' third catcher will be a battle between freshman **Mason McCurdy** and redshirt freshman **Cooper Fuchino**.

## Designated Hitter

**Jack Grace** will split time at DH and first base in 2024. The Illinois native had a breakout season with 11 home runs, 31 RBI and a .295 average. Grace did all this despite playing through nagging injuries throughout the 2023 campaign.

Servais noted that he sees the remaining time at DH will offer opportunities to **Colby Canales**, **Zane Skansi** and **Matt Scherrman**.

## First Base

**Will MacLean** is expected to split time with Grace as well as Canales at first. A transfer from UMass, MacLean hit .308 with 32 extra base hits and 65 RBI over two seasons.



Senior Jack Grace

## Second Base

The middle of the infield is an area that could be up for grabs, however **Kyle Hess** has stepped forward in the early portion of the spring. In his third year as a Bluejay, Hess looks to build on a 48 game season in 2022.

Backing up Hess is grad transfer **Sam Vomhof**, who hit .404 over four seasons at UW-Whitewater.

## Shortstop

**Nolan Clifford** returns for his fourth season at short for Creighton. The Illinois native had his best season at the plate last year, hitting .263 with three home runs and 26 RBI.

**Ben North** will slide over from third if Clifford needs a break.

## Third Base

North was stellar at the hot corner last season, making the dazzling play seem routine.

Backing up North is expected to be grad transfer **Matt Schermann**, who hit .366 over 128 games at UW-Oshkosh. Schermann smashed 24 home runs and collected 156 RBI in four seasons.

## Left Field

**Nolan Sailors** will slide from center to left this season. Starting all 49 games last season, Sailors hit .271 with 15 doubles and 31 RBI.

Redshirt freshman **Jack Torosian** has separated himself as a fourth outfielder with a strong fall and spring.

## Center Field

**Tate Gillen** returns to center in 2024. Gillen was the opening day center fielder in 2022, but was injured in the opening series. Last year Tate hit .299 over 34 games. Sailors will backup Gillen.

## Right Field

Xavier transfer **Teddy Deters** is expected to open the season in right. Deters comes to Creighton with a .313 average over 26 games as a Musketeer.

Fighting for time will also be redshirt freshman **Cuyler Zukowski**.

## Starting Rotation

**Dominic Cancellieri** and **Cade Lommel** are expected to return to the rotation in 2024. Cancellieri delivered an impressive performance late in the season, earning National Pitcher of the Week, retiring the final 21 hitters he faced.

The remaining starts will be a battle between transfer **Chad Saner Jr.**, and freshmen **Eli Nissen**, **Jack Pineau** and **Shea Wendt**.

## Bullpen

Servais has relied heavily on his bullpen throughout his 21 seasons. In 2024 that will remain, though he agreed that the focus will be more about getting the best pitcher to face the most dangerous hitters. As a result the closer may pitch in the seventh, eighth or ninth inning.

**Mason Koch** is expected to fill that high leverage role. Other Bluejays that will see significant time from the right side are returners **Daniel Hammond** and **Malakai Vetock** as well as newcomer **Parker Primeaux**.

Southpaws coming out of the pen will be led by returners **Shane Curtin** and **Tommy Lamb**. Transfers **Jackson Brenna** and **Casey Trapp** will also battle for time with freshman **Andrew Rakow**.



# *Meet the Bluejay Staff*



# Head Coach Ed Servais



## 9 • Ed Servais

Head Coach • Wisconsin-La Crosse (1980)

643-387-1 (.624) • Creighton (20)

825-469-2 (.637) • Overall (29)

Ed Servais returns for his 21st season as head coach of the Creighton baseball program in 2024.

Known as a coach who emphasizes team defense, Servais' teams have consistently been among the nation's best in fielding percentage. In his first season (2004) the Bluejays' .982 fielding percentage led the country. Creighton has repeated that impressive feat two additional times (2009 & 2014).

Under Servais the Bluejays have finished in the NCAA's top-10 in fielding 12 times (including second in 2021 while second baseman Andrew Meggs was a Rawlings Gold Glove finalist). During the 2023 season the Bluejays held the fourth-best fielding team in the NCAA. Since the Servais era began, Creighton has committed the fewest errors in the nation (879), while also leading the country with a .975 fielding percentage.

The focus on defense and fundamental baseball has helped deliver wins in historic fashion. Servais' overall record of 825-469-2 (.637) places him 21st in the nation in wins amongst active DI coaches and his 643-387-1 record (.624) with the Bluejays makes him the winningest coach in program history and second most in Creighton Athletics history.

Servais has posted a winning record in 24 of his 28 full seasons as a head coach. A total of 12 times Servais led his teams to at least a .667 winning percentage. During his 20 seasons at Creighton, Servais has guided the Bluejays to 14 seasons of at least 30 wins and has topped 40 wins in four seasons.

Servais' reputation for teaching was rewarded during the summer of 2013, Servais served as one of three assistants for USA Baseball's Collegiate National Team. Servais was responsible for team defense and was the first base coach. Servais helped Team USA post a 7-3 record, including a five-game sweep of the Cuban National Team.

Servais' ability to prepare his squad to play beyond the college ranks led to 39 Bluejays being taken in the MLB Draft. Six Creighton players were selected in the draft following the 2019 season, tying the six Bluejays taken from the 1991 team. Two Bluejays (Dylan Tebrake and Alan Roden) were selected in the 2022 MLB Draft.

Two former Bluejays who were under Servais' direction at Creighton and known for their spectacular defense played during the 2022 MLB season.

Nicky Lopez (2014-16), who kept a .973 fielding percentage in three years in Servais' infield, will enter his sixth season in MLB during 2024. Last year Lopez split time with the Kansas City Royals and the Atlanta Braves.

Darin Ruf (2006-08) split time with the San Francisco Giants and Milwaukee Brewers in 2024. Ruf led the Bluejays with a .997 fielding percentage and was a two-time NCAA DI Rawlings Gold Glove winner (2007 and 2009).

Servais was named the Creighton head coach on July 29, 2003 after serving as the program's interim head coach for the previous month. As an assistant, Servais was on the bench for 174 Bluejay wins (including a pair of NCAA Regional berths in 1999 and 2000). Servais was on staff when previous head coach Jack Dahm was named MVC Coach of the Year in 1999 and 2002.

Servais also served as the Bluejays' recruiting coordinator. He made an immediate impact on the program in his first year, as the Bluejays ranked among the nation's top defensive teams with a .965 fielding percentage in 1998. The team's offensive numbers also increased significantly as the team batting average went up 29 points to .313. The run production also increased from 6.9 to 7.5 runs per game.



### Servais' Résumé

#### • Head Coach, Creighton

Record: 643-387-1  
(2004-present)

- Assistant Coach, Creighton (1998-2003)
- Assistant Coach, Iowa State (1996-97)

#### • Head Coach, St. Mary's (Minn.)

Record: 159-76-1  
(1989-95)

#### • Head Coach, Viterbo (Wis.)

Record: 23-6  
(1987-88)

- Assistant Coach, St. Mary's (1984-86)

### Postseason Appearances

- 2019 NCAA Regional Participant  
BIG EAST Tournament Champions
- 2012 NCAA Regional Participant  
MVC Tournament Champions
- 2011 NCAA Regional Participant  
MVC Tournament Champions  
MVC Regular Season Champions
- 2007 NCAA Regional Participant  
MVC Tournament Champions
- 2005 NCAA Regional Participant  
MVC Regular Season Champions

### Coaching Accolades

- 2019 BIG EAST Coach of the Year
- 2014 BIG EAST Coach of the Year
- 2013 USA Baseball Assistant Coach
  - 2011 MVC Coach of the Year
  - 2008 FieldTurf National Coach of the Year
- 2007 MVC Coach of the Year
- 2005 MVC Coach of the Year
- 2004 MVC Coach of the Year
- 1993 MIAC Coach of the Year
- 1990 MIAC Coach of the Year

### Collegiate Career

- Wisconsin-La Crosse (1977-1980)



# Head Coach Ed Servais

Before coming to Creighton, Servais spent two years as an assistant coach at Iowa State University. During his time at ISU, he served as recruiting coordinator, hitting instructor, infield and outfield coach. He helped lead the Cyclones to a second-place finish at the final Big Eight Conference tournament in 1996.

Prior to Iowa State, Servais was the head coach at St. Mary's (Minn.) for seven years from 1989-1995. While at St. Mary's, he compiled a record of 159-76-1 at the NCAA Division III school. He was named the Minnesota Intercollegiate Athletic Conference (MIAC) Coach of the Year in both 1990 and 1993 after leading St. Mary's to MIAC championships in both years. His 1990 pitching staff led Division III schools with a 2.34 earned run average. Between the years of 1991 and 1992, his teams went on a 26-game winning streak.

His 1993 team at St. Mary's came just short of making the Division III World Series, falling in the finals of the Division III Midwest Regional. That team was ranked as high as No. 10 in the country. In his seven years as head coach, St. Mary's had six players drafted by major league teams.

Servais' first collegiate head coaching position came at Viterbo College in La Crosse, Wis., in 1988 when he coached the NAIA Division II V-Hawks in the first year of baseball at the school. He made his only season there one to remember, leading the V-Hawks to a 23-6 overall record and an 11-1 conference mark. Making that record even more impressive is that of the 17 players on the team, 14 were freshmen. One of those freshmen he coached was Damian Miller, was a member of the 2001 world champion Arizona Diamondbacks.

Servais' first college coaching job came at St. Mary's in 1984 as an assistant. He stayed there for three seasons, after which he left to start the baseball program at Viterbo. He got his start in coaching at Rib Lake High School in Rib Lake, Wis. He coached for two years at Rib Lake and rang up a two-year record of 24-11 from 1982-1983. He led Rib Lake to the district finals in both of his years.

Servais graduated from Wisconsin-La Crosse in 1980 with a degree in physical education. As a player, Servais was a three-time all-conference selection, the team's co-captain and Most Valuable Player his senior year. He holds a master's degree in physical education from Wisconsin-La Crosse, which he earned in 1986 while coaching at St. Mary's.

Servais resides in Omaha with his wife Anne. They have three children: Angela, Joe and Michael. Ed has six grandchildren (Angela: Gwen and Vincent, Joe: Harper and Riley, Michael: Aiden and Elijah).

Ed is also the uncle of former Creighton All-American and major league catcher Scott Servais, who will begin his ninth season as the manager of the Seattle Mariners after leading them to their first playoff appearance in 21 years in 2022.

## Servais' Career Head Coaching Record

YEAR	SCHOOL	RECORD
1987	Viterbo	Planning Season
1988	Viterbo	23-6 (.793)
1989	St. Mary's (Minn.)	13-22-1 (.375)
1990	St. Mary's (Minn.)	28-8 * (.778)
1991	St. Mary's (Minn.)	20-10 (.667)
1992	St. Mary's (Minn.)	28-7 (.800)
1993	St. Mary's (Minn.)	26-7 * (.788)
1994	St. Mary's (Minn.)	20-11 (.645)
1995	St. Mary's (Minn.)	24-11 (.686)
2004	Creighton	35-24 @ (.593)
2005	Creighton	48-17 !@ (.738)
2006	Creighton	31-21 (.596)
2007	Creighton	45-16 !@ (.738)
2008	Creighton	37-21 # (.638)
2009	Creighton	31-25 (.554)
2010	Creighton	27-25 (.519)
2011	Creighton	45-16 !@ (.738)
2012	Creighton	28-30 ! (.483)
2013	Creighton	30-18 (.625)
2014	Creighton	32-17-1 ^ (.650)
2015	Creighton	32-19 (.628)
2016	Creighton	38-17 (.691)
2017	Creighton	24-25 (.490)
2018	Creighton	34-16 (.680)
2019	Creighton	41-13 !^ (.759)
2020	Creighton	5-10+ (.333)
2021	Creighton	24-15 (.615)
2022	Creighton	31-18 (.633)
2023	Creighton	25-24 (.510)
<b>20-Year</b>	<b>Creighton Totals</b>	<b>643-387-1 (.624)</b>
<b>29-Year</b>	<b>Head Coaching Totals</b>	<b>825-469-2 (.637)</b>

! NCAA Regional


^ BIG EAST Coach of the Year

\* MIAC Coach of the Year

@ MVC Coach of the Year

+ Season canceled due to COVID

# FieldTurf National Coach of the Year



# Head Coach Ed Servais

## Year-by-Year Recap

### **2023: 25-24, 10-11 BIG EAST**

The 2023 season saw Creighton post its first victory over Connecticut, taking the series opener from the ninth-ranked Huskies. The Bluejays also took an early season battle with 2016 College World Series champion Coastal Carolina. Unfortunately a late season slump kept Creighton out of the BIG EAST Tournament for just the second time.

### **2022: 31-18, 15-5 BIG EAST**

The Bluejays posted their 14th 30-win season under Servais' direction. The Bluejays delivered 15 wins in conference play, finishing second in the BIG EAST for a second consecutive season. Dylan Tebrake and Alan Roden capped their Creighton careers with BIG EAST Pitcher of the Year (Tebrake) and Co-Player of the Year (Roden).

### **2021: 24-15, 15-6 BIG EAST**

The Bluejays finished second in the conference behind newcomer Connecticut, despite never playing the Huskies in the regular season. The 15 wins in conference play was the most since Creighton joined the BIG EAST. The Bluejays saw 16 game cancellations due to COVID-related complications in opposing programs throughout the season, playing just 39 contests. The season featured a 10-game win streak between March 27 and April 24.

### **2020: 5-10 (Season canceled due to COVID)**

As with sports all around the country and internationally, the NCAA announced the cancellation of the season in mid-March after the Bluejays had played just 15 games.

### **2019: 41-13, 13-5 BIG EAST - NCAA**

Powered with one of the most potent offenses in his time at the helm, Servais and the Bluejays returned to the NCAA Tournament for the first time since 2012. Creighton was not just happy making an appearance, dispatching the 2018 CWS champion Oregon State on their home field. The Bluejays went on to force a decisive game with the eventual 2019 CWS runner-up Michigan Wolverines in the Oregon State Regional.

Creighton earned the BIG EAST's automatic berth into the NCAA Tournament with consecutive victories over Seton Hall, St. John's and Xavier at Prasco Park. Servais and the Creighton staff collected the BIG EAST Coaching Staff of the Year honor.

### **2018: 34-16, 8-9 BIG EAST**

The Bluejays topped the 30-win mark for the 12th time under Servais in 2018, closing the year at 34-16. Creighton, however, did not qualify for the BIG EAST Championship with an 8-9 mark in league play.

### **2017: 24-25, 11-4 BIG EAST**

Creighton claimed its second regular-season BIG EAST title in just its fourth year as a member of the conference in 2017, going 11-4 in BIG EAST play. The Bluejays finished the season 24-25, falling in the conference tournament to Xavier and St. John's at Charles Schwab Field Omaha.

### **2016: 38-17, 13-5 BIG EAST**

The 2016 season saw Creighton compete for both the conference title as well as an at-large bid to the NCAA Tournament, posting a 38-17 overall record and a 13-5 mark in conference play. During the early portion of the season, the Bluejays won 16 of 17 games (Feb. 26-March 27) and took a three game series from #20 BYU in Utah (April 22-23).

### **2015: 32-19, 13-4 BIG EAST**

The Bluejays were 32-19 in 2015, collecting Servais' 600th career win on May 15 over Villanova. Creighton reached the BIG EAST title game for the second consecutive season, falling to St. John's.

### **2014: 32-17-1, 14-4 BIG EAST**

In 2014 Servais guided the Bluejays to the BIG EAST regular season championship, the first BIG EAST title for any sport at Creighton. The Bluejays closed the year with a 32-17-1 record and a 14-4 mark in their first season as a member of the BIG EAST. In the conference tournament, Creighton won its first two contests to advance to the championship game, but the Bluejays fell in a winner-take-all affair to Xavier.

Creighton closed the season as the NCAA statistical champion in fielding percentage (.984), with just 32 errors. In addition, Servais picked up the 2014 BIG EAST Coach of the Year nod.

### **2013: 30-18, 13-8 MVC**

Creighton got off to a fast start in 2013, sweeping a road series at Dallas Baptist (Feb. 15-17) and taking a road series at Wichita State (May 10-12). The Bluejays closed 2013 with a 30-18 mark, Creighton's final year in the Missouri Valley Conference (MVC).

### **2012: 28-30, 6-14 MVC - NCAA**

Despite finishing 2012 at 28-30 and 6-14 in MVC play, Servais led his team to the NCAA Tournament with an inspired four-game sweep at the MVC Tournament. The Bluejays opened the MVC Tournament with an upset win over top-seed Indiana State and went on to defeat Illinois State twice to advance to the title game. Creighton completed the four-game run by besting Southern Illinois, 8-6. At the Los Angeles Regional, the Bluejays dropped their opener to host UCLA (3-0), but rebounded to eliminate San Diego (8-2) and New Mexico (7-2), before falling to the Bruins (13-5).

### **2011: 45-16, 15-6 MVC - NCAA**

Creighton moved into Charles Schwab Field Omaha midway through the 2011 season, leaving behind the friendly confines of the CU Sports Complex where Servais posted a .770 winning percentage.

The 2011 team finished with a 45-16 overall record, claiming the regular season title in the Missouri Valley with a 15-6 mark. It marked the first time in school history a Bluejay baseball team won the regular-season and tournament titles in the same year. The Bluejays finished the season ranked 25th in the nation, breaking into the top-25 for the first time since 2007.

Servais was named the 2011 MVC Coach of the Year, as he guided the Bluejays to series sweeps of Indiana State, Bradley and Missouri State. The three wins over the Bears to close the regular-season gave Creighton the MVC regular-season crown outright. The Bluejays won the MVC Tournament (including playing four games in two days) by defeating Missouri State for the fifth time in eight days, needing a wild pitch in the 12th inning to get a 4-3 victory. Finally Creighton bested Wichita State 3-1 in the title game to earn the automatic bid into the NCAA Tournament.

The Bluejays earned a host of postseason accolades, led by Servais' MVC Coach of the Year recognition while Ty Blach became the seventh player in program history to be named a CoSIDA Academic All-American.

### **2010: 27-25, 9-12 MVC**

Creighton finished the 2010 season, 27-25. Creighton excelled on the defensive side, finishing second in the nation in fielding percentage at .980. The Bluejays committed just 41 errors in 52 games. The end of the 2010 season saw four Bluejays recognized by the MVC and Ty Blach claimed Freshman All-American honors.



# Head Coach Ed Servais

## 2009: 31-25, 14-9 MVC

In 2009, the Bluejays came within one win of their third NCAA Tournament in five years, as they reached the MVC Tournament championship game before falling to Wichita State, 4-2. Defense set the tone for the squad as it finished with a .984 fielding percentage, tops in the NCAA. Servais coached seven All-MVC selections in 2009.

## 2008: 37-21, 16-8 MVC

The Creighton skipper guided the 2008 team to another strong season. The Bluejays, who were 37-21 overall, posted a .976 fielding percentage, good for third in the nation, after committing only 52 errors in 58 games. Creighton was also near the top of the nation in sacrifice bunts as well as shutouts. Individually the Bluejays featured four All-MVC picks in 2008, Pat Venditte, Robbie Knight, Steve Winkelmann and Darin Ruf.

## 2007: 45-16, 19-5 MVC - NCAA

In 2007, Servais led Creighton to 45 wins and the first MVC Tournament Championship in school history. Servais was named the MVC Coach of the Year for the third time as the Bluejays advanced to the NCAA Tournament for the second time in three years. Creighton won 26 of its final 31 games, including a memorable 10-9, 12-inning victory over 12th-ranked Wichita State in the title game of the MVC Tournament. The 2007 season saw 12 school records broken.

## 2006: 31-21, 13-11 MVC

The 2006 team posted a record of 31-21 overall and placed fourth in the MVC with a 13-11 mark. After dropping the opening series, the Bluejays went on a 15-game winning streak. Once back in Omaha, Creighton won its first six home contests, including two over No. 11 Wichita State.

## 2005: 48-17, 17-7 MVC - NCAA

In 2005, Servais coached the Bluejays to a 48-17 record and the school's first-ever MVC regular-season championship. It was also the team's first NCAA postseason appearance since 2000. The squad's 48 wins were the second-most in program history, behind only the 51 games won by the 1991 College World Series team. Servais also brought home his second MVC Coach of the Year award in as many seasons.

Creighton ended the 2005 campaign ranked for the first time since 2000, a No. 28 ranking from *Collegiate Baseball*. Servais also led the Bluejays to a 5-3 regular-season win over No. 3 Nebraska in front of more than 20,000 fans at Rosenblatt Stadium. Creighton led the nation in double plays turned with 85 and set a team record for assists with 803.

## 2004: 35-24, 22-9 MVC

In 2004, Servais was honored as the MVC Coach of the Year, the first time in league history it was awarded to a first-year coach. Creighton's 15-win improvement from its 2003 record was the fifth-best turnaround in the NCAA that year and the largest in the MVC since 1991. Servais led the Bluejays to 35 wins, including a school-record 22 MVC victories.



# Servais vs. 2024 Opponents

## Air Force (6-5)

2/15/04	W	13-8
2/18/06	W	9-2
4/15/09	W	6-5 (7)
4/15/09	W	6-0 (7)
4/27/10	L	3-4 (7)
4/27/10	L	2-6 (7)
3/16/11	L	1-2
3/16/11	W	11-9
3/25/15	W	4-3 (14)
3/8/17	L	9-12 (7)
3/8/17	L	5-7 (7)

## Army (0-0)

First meeting in 2024

## Butler (20-4)

4/25/14	W	8-1
4/26/14	W	2-1
4/26/14	W	4-2
4/24/15	W	5-1
4/26/15	L	1-2
4/26/15	W	1-0
4/15/16	W	2-1
4/16/16	W	6-4
4/17/16	W	4-3 (10)
5/18/17	W	3-1
5/19/17	L	1-7
4/7/18	L	4-6
4/8/18	W	3-2
4/12/19	W	8-7 (10)
4/13/19	W	7-5
4/13/19	L	0-5
5/8/21	W	11-10 (7)
5/8/21	W	8-2
5/13/22	W	3-1
5/14/22	W	14-6
5/15/22	W	4-3
4/28/23	W	16-3
4/29/23	W	5-3
4/30/23	W	6-3

## Charleston Southern (0-0)

First meeting in 2024

## Coastal Carolina (1-4)

3/7/09	L	7-8
3/10/09	L	0-1
2/24/23	L	12-14
2/25/23	L	5-14
2/26/23	W	10-5

## Connecticut (1-7)

5/29/21	L	0-2
5/6/22	L	1-3
5/7/22	L	5-6
5/8/22	L	5-6
5/28/22	L	1-7
5/18/23	W	7-6
5/19/23	L	3-6
5/20/23	L	0-10

## Coppin State (0-0)

First meeting in 2024

## Georgetown (21-7)

4/11/14	W	2-0
4/12/14	W	13-4
4/12/14	W	16-5
4/2/15	L	3-4
4/4/15	W	4-2
4/4/15	W	4-3
5/6/16	W	6-2
5/7/16	W	4-0
5/8/16	L	2-3
4/13/17	W	7-5
4/14/17	W	6-4
4/15/17	W	11-9
4/27/18	W	8-0
4/28/18	L	3-6
4/29/18	L	1-8
5/3/19	W	7-3
5/3/19	W	14-2
5/4/19	W	7-4
4/23/21	W	6-0 (7)
4/23/21	W	5-0
4/24/21	W	4-2
4/25/21	L	2-3 (10)
4/8/22	W	8-5
4/9/22	W	12-1
4/10/22	W	14-2
4/14/23	W	15-11
4/15/23	L	3-8
4/16/23	L	1-13 (7)

## Houston Christian (0-0)

First meeting in 2024

## Louisiana Tech (1-0)

3/14/12	W	3-1
---------	---	-----

## Nebraska (21-30)

3/23/04	L	3-7
4/20/04	W	6-4
5/18/04	L	1-12
3/29/05	L	2-10
4/5/05	W	4-3
5/10/05	W	5-3
6/4/05	L	8-10
6/5/05	L	2-10
4/4/06	L	4-6
4/18/06	L	2-4
5/16/06	L	1-4
4/3/07	L	10-12
4/17/07	W	2-1
5/15/07	W	9-2
4/22/08	L	3-4
4/23/08	L	7-16
5/13/08	L	1-8
4/7/09	W	15-0
4/21/09	L	3-4 (12)
4/6/10	W	13-5
4/20/10	W	8-5
5/18/10	L	5-21
4/5/11	L	5-8
4/19/11	L	1-2
5/10/11	W	9-8
4/10/12	L	3-5
4/24/12	L	1-4
5/8/12	W	8-1
4/26/13	W	5-3
5/14/13	L	9-12
3/19/14	L	4-5 (10)
4/8/14	L	2-4
3/31/15	L	1-5
4/14/15	L	6-7
4/28/15	L	6-7
3/29/16	L	2-8
4/12/16	W	4-3
5/17/16	L	2-15
4/4/17	L	6-14
4/18/17	W	5-2
5/10/17	L	0-4
3/27/18	W	3-1
4/24/18	W	12-9
5/8/18	W	5-4
3/26/19	L	3-6
4/9/19	W	10-2
4/23/19	W	2-1
3/29/22	W	3-2
3/21/23	W	6-5
4/18/23	W	6-5
5/9/23	L	4-7

## North Dakota State (18-0)

3/19/04	W	14-2
3/23/05	W	5-3 (7)
3/23/05	W	12-3 (7)
4/18/05	W	7-4 (7)
4/19/05	W	16-1 (7)
3/14/06	W	13-4
3/15/06	W	12-6
5/9/06	W	3-2 (7)
5/9/06	W	3-0 (7)
3/16/07	W	7-4
3/17/07	W	5-3
3/18/07	W	10-6
3/18/07	W	9-8
5/9/07	W	12-2 (7)
5/9/07	W	13-5 (7)
4/9/08	W	2-0 (7)
4/9/08	W	1-0 (7)
3/28/11	W	3-2

## Omaha (14-8)

3/27/12	L	2-3
5/9/12	W	6-1
3/29/13	W	4-3
3/30/13	W	11-4
3/31/13	L	2-4
4/22/14	L	1-4
4/21/15	W	8-2
5/17/16	W	2-1
5/9/17	W	7-5
4/17/18	W	9-2
5/9/18	W	10-6
5/15/18	W	8-1
4/30/19	W	6-2
5/14/19	W	13-2
3/7/20	L	1-8
3/5/21	W	10-3
3/6/21	W	15-2
3/7/21	L	2-5
3/8/22	L	3-5
5/10/22	L	3-5
4/4/23	L	1-4
5/16/23	W	4-2

## Portland (4-7)

4/1/11	W	11-3
4/2/11	W	12-0
4/2/11	W	4-3
2/24/12	L	2-3 (10)
2/26/12	L	3-5
3/7/20	W	6-1
3/8/20	L	3-4
2/18/22	L	2-12
2/19/22	L	1-12
2/19/22	L	3-4
2/20/22	L	5-6



# Servais vs. 2024 Opponents

## St. John's (20-12)

5/9/14	L	5-6
5/11/14	W	13-11
5/11/14	W	15-5
4/17/15	W	6-0
4/18/15	L	1-4
5/22/15	L	1-8
5/24/15	L	7-8
5/19/16	W	6-3
5/20/16	W	6-2
5/21/16	L	2-6
5/28/16	W	4-3 (10)
4/7/17	L	2-3 (14)
4/8/17	W	7-4
4/9/17	W	5-1
5/27/17	L	2-10
4/13/18	L	2-6
4/14/18	L	1-5
4/14/18	L	3-4
5/10/19	W	11-0
5/11/19	L	4-6
5/12/19	W	4-2
5/24/19	W	17-13
4/30/21	W	6-1
5/1/21	W	11-4
5/1/21	L	1-4
5/2/21	W	11-4
4/14/22	W	5-3
4/16/22	W	5-4
4/16/22	W	4-2
4/21/23	W	12-7
4/22/23	W	10-2
4/23/23	W	8-7

## San Francisco (0-0)

First meeting in 2024

## Seton Hall (23-12)

5/2/14	L	2-8
5/3/14	W	4-3 (10)
5/4/14	W	8-7 (10)
5/23/14	W	2-1
5/1/15	L	4-5
5/2/15	W	10-7
5/3/15	W	4-2
5/21/15	W	7-4
5/23/15	W	12-1
4/8/16	W	3-1
4/9/16	W	7-1
4/10/16	L	4-5
5/26/16	W	6-5
5/5/17	W	2-1
5/6/17	W	4-3
5/7/17	L	0-1
5/25/17	W	4-1
5/4/18	W	4-2
5/5/18	L	1-2
5/6/18	L	0-3
4/18/19	W	5-1
4/19/19	W	11-1
4/20/19	W	3-1
5/23/19	W	10-9
5/14/21	W	6-1
5/15/21	L	3-5
5/15/21	L	0-15 (7)
5/16/21	W	3-1
5/27/21	W	8-7
4/22/22	W	8-1
4/23/22	W	14-1
4/24/22	L	9-10
5/12/23	L	0-7
5/13/23	L	2-4
5/14/23	L	6-11

## South Dakota State (20-3)

3/15/05	W	13-0 (7)
3/15/05	W	3-2 (7)
4/26/05	W	13-1
3/13/07	L	4-13
3/25/08	W	9-8 (11)
3/14/09	W	8-2
3/15/09	L	2-4
3/15/09	W	12-3
4/26/09	W	5-2
4/26/10	W	4-2
3/11/11	W	6-0
3/12/11	W	6-3
3/13/11	W	13-0
4/13/12	L	2-5
4/15/12	W	6-5
5/8/13	W	7-1
3/14/14	W	5-4 (10)
3/15/14	W	3-1
3/17/15	W	4-2
4/29/15	W	8-5
4/13/16	W	6-5 (11)
4/11/17	W	6-5 (11)
4/10/18	W	9-4

## Stanford (0-0)

First meeting in 2024

## UIC (0-0)

First meeting in 2024

## UMass-Lowell (0-0)

First meeting in 2024

## UTSA (0-0)


First meeting in 2024

## Villanova (24-2)

4/17/14	L	3-6
4/18/14	W	12-6
4/19/14	W	4-0
5/14/15	W	13-5
5/15/15	W	4-2
5/16/15	W	4-3
4/29/16	W	9-3
4/30/16	W	10-4
4/30/16	W	6-5
4/21/17	W	6-5
4/22/17	W	11-2
4/23/17	W	2-1
5/11/18	W	4-0
5/12/18	W	6-1
5/12/18	W	3-2
5/16/19	W	10-1
5/17/19	W	4-1
5/18/19	W	8-2
4/9/21	W	9-2
4/10/21	W	10-0 (8)
4/11/21	W	8-0
5/19/22	W	7-1
5/21/22	W	7-5 (10)
4/6/23	W	6-0
4/7/23	W	2-0
4/8/23	L	6-8 (10)

## Xavier (16-19)

5/15/14	L	4-9
5/16/14	W	7-2
5/17/14	W	7-6 (12)
5/22/14	W	9-2
5/25/14	L	0-5
4/10/15	W	8-2
4/11/15	W	6-1
4/12/15	W	3-1
5/13/16	W	4-2
5/14/16	L	5-6
5/14/16	L	4-6
5/27/16	L	3-5
5/29/16	L	7-8
4/28/17	L	1-2
5/26/17	L	6-7
4/20/18	W	24-8
4/21/18	W	7-3
4/22/18	L	8-12
4/26/19	L	1-8
4/28/19	W	5-0
4/28/19	L	1-3
5/25/19	W	9-8
5/20/21	L	5-10
5/21/21	L	2-6
5/21/21	W	3-2 (10)
5/22/21	W	3-2
5/29/21	L	1-2
4/29/22	W	8-7
4/30/22	W	11-9
5/1/22	L	3-9
5/27/22	W	6-5
5/28/22	L	8-27
5/5/23	L	0-11
5/6/23	L	1-4
5/7/23	L	1-3



# Assistant Coach Connor Gandossy



## 6 • Connor Gandossy

**Assistant Coach/Recruiting Coordinator  
Saint Louis (2012) • Seventh Season at Creighton**

Connor Gandossy is entering his seventh season as hitting coach and recruiting coordinator for the Creighton Baseball program. A former catcher himself, Gandossy is also responsible for Bluejay catchers.

Since Gandossy joined the Bluejays the team has posted a 160-96 record. During Gandossy's tenure, Creighton's offense has hit .268 with 513 doubles, 216 home runs and is averaging with 6.1 runs per game.

Gandossy came to Creighton in the fall of 2017 from Saint Louis University, where he served as an assistant coach for four seasons. Prior to coaching at Saint Louis, Gandossy was an assistant coach at Jefferson College.

Connor has been an instrumental part of the Bluejays' success leading to a trip to the NCAA Regional finals in 2019. The 2019 team was ranked among the Top-25 teams in the nation and claimed the BIG EAST regular season and tournament championships.

During his first season as the hitting coach at Creighton (2018), Gandossy helped the Bluejay offense bump its team batting average by 11 points (from .256 to .267), raise the squads' slugging percentage from .370 to .412 and increase runs per game from 4.3 to 6.1 (during his first six seasons combined).

Creighton continued to improve at the plate in 2019, leading the BIG EAST in hitting for the first time with a team batting average of .290. The Bluejays also posted an on-base percentage of .387, slugging percentage of .477, collected 200 extra base hits (67 home runs) and scored over seven runs per game.

Gandossy worked closely with Alan Roden, helping the Wisconsin native move from a walk-on in 2019 to the 98th overall pick in the 2022 MLB Draft by the Toronto Blue Jays. Roden went on to claim the 2022 BIG EAST Player of the Year. Roden was the second BIG EAST Player of the Year recruited by Gandossy, joining the 2019 BIG EAST Player of the Year and All-American, Jake Holton, who was selected in the 10th round of the MLB Draft.

Along with Holton, three other Bluejay positional players were selected in the 2019 MLB Draft. Will Robertson was selected by the Toronto Blue Jays in the fourth round, Isaac Collins was selected by the Colorado Rockies in the ninth round and Jack Strunc was selected by the Miami Marlins in the 25th round.

Gandossy's impact is expected to continue to grow as the Bluejays' 2020 recruiting class was rated as one of the Top 50 in the nation by *College Baseball Newspaper* (CBN) and *Baseball America*. The 2021 recruiting class was a Perfect Game Top 100 class as well as a Top 75 Class by CBN. It was the third time Gandossy landed a *Perfect Game* Top 100 class, doing so in 2015 and 2016 at SLU.

Gandossy has helped four catchers get drafted by major league baseball. Gandossy helped Bluejay Michael Emodi earn a spot on the Johnny Bench Watch List and be drafted in 2018 in the 11th round by the Kansas City Royals. In addition, Billiken catcher Jake Henson made the Johnny Bench Watch List and was drafted in the 21st round by the Los Angeles Dodgers and Colton Frabasilio was drafted in the 23rd round by the Kansas City Royals in 2015. In total Gandossy has coached 28 players who were drafted by MLB clubs.

A standout catcher and leader for the Billikens from 2009-12, Gandossy appeared in 157 games behind the plate. He caught 49 contests in each of his last two seasons at SLU. During that span, the Billikens won three Atlantic 10 championships, earned one NCAA tournament bid, and broke the school record for wins in 2012 with 41.

Gandossy received a Bachelor of Arts degree from Saint Louis University in 2012 and earned his master's degree in organizational leadership from Creighton in 2021. Connor and his wife, Rachael, were married during the fall of 2019 and welcomed their first child (Marcus) in 2022.

### Gandossy's Résumé

- Assistant Coach, Creighton (2017-present)
  - Recruiting Coordinator
  - Catching Coach
- Assistant Coach, Saint Louis (2015-17)
  - Recruiting Coordinator
  - Catching Coach
  - Hitting Coach
- Volunteer Assistant Coach, Saint Louis (2014)
- Volunteer Assistant Coach, Jefferson College (2013)

### Collegiate Career

- Saint Louis (2009-12)





# Assistant Coach Mitch Mormann



## 48 • Mitch Mormann

**Assistant Coach  
Wichita State (2012) • Third Season at Creighton**

Mitch Mormann joined the Creighton staff in the fall of 2021 after three seasons as the recruiting coordinator and pitching coach at Ohio (2019-2021).

Mormann made an instant impact for the Bluejays pitching staff as Creighton closed the 2022 season ranked 37th in the NCAA with an ERA of 4.33. The Bluejays also held opponents to a .259 average with a 418 strikeouts. In the

regular season (46 games), the Bluejays posted a team ERA of just 3.79, which would have placed them seventh in the country.

Mormann's influence helped Bluejay Tommy Steier set the Creighton single season record with a 1.62 ERA over 55.2 innings in 2022. Steier had a 4.02 ERA over 15.2 frames in his first full season with Creighton in 2021.

Another hurler that benefited from Mormann's guidance was Dylan Tebrake in the spring of 2022. The Minnesota native repeated as the 2022 BIG EAST Pitcher of the Year, after claiming the honor in 2021. Tebrake notched 115 strikeouts over 93 innings in 2022, helping him get drafted in the eighth round by the New York Mets (239th overall pick). In 2022 Tebrake finished 44th in the NCAA with a 2.71 ERA. Mormann called the pitches in Tebrake's May 13 performance against Butler where he set the Creighton record for single-game strikeouts with 15.

In 2020 at Ohio, Mormann was the pitching coach for LHP Joe Rock, who was drafted with the 68th pick in the competitive balance B Round of the 2021 MLB First-Year Player Draft. Rock was 8-3 with a 2.33 ERA, striking out 117 batters over 88.2 innings of work. Rock was First Team All-MAC and a member of *Collegiate Baseball's* 2021 NCAA Division I All-American Second Team.

Mormann joined Ohio from South Dakota State (2016-19). While at SDSU, Mormann coached two First Team All-Summit League closers, three Second Team All-Summit League pitchers and two *Collegiate Baseball* Freshman All-Americans. Mormann's squad led the Summit League in pitching in 2019. Prior to SDSU, Mormann helped mold North Dakota's Zach Muckenhirn into the program's highest-ever draft pick (11th Round, 331st overall selection).

Mormann was a key member of the Ohio coaching staff in 2015, when the Bobcats won the 2015 Mid-American Conference championship and made an NCAA Regional. His college coaching career began at Des Moines Area Community College, where Mormann coached the 2014 NJCAA Division II National Player of the Year and won the ICCAC.

Mormann played at Des Moines Area Community College, LSU and Wichita State during his collegiate career. He was drafted three times in college and played in the San Francisco Giants organization.

### Mormann's Résumé

- Assistant Coach, Creighton (2021 - present)  
Pitching Coach
- Assistant Coach, Ohio (2019-21)  
Pitching Coach
- Assistant Coach, South Dakota State (2016-19)  
Pitching Coach
- Assistant Coach, North Dakota State (2015-16)  
Pitching Coach
- Volunteer Assistant Coach, Ohio (2014-15)
- Volunteer Assistant Coach,  
Des Moines Area Community College (2013-14)

### Professional Career

- San Francisco Giants - Scottsdale, AZ  
AZL Giants (2012-13)

### Collegiate Career

- Wichita State (2011-12)  
2011 MLB Draft - 20th Round - Detroit Tigers
- LSU (2010)
- Des Moines Area Community College (2007-08)  
2009 MLB Draft - 20th Round - San Francisco Giants  
2008 MLB Draft - 17th Round - Cleveland Indians



## 8 • Cam Johnson

**Assistant Coach**  
**Buena Vista (2017) • Second Season at Creighton**



Cam Johnson joined the Creighton baseball staff in the fall of 2022 as an assistant coach. He is responsible for working with outfielders, coordinating prospect and youth camps for the Bluejays and assisting with offense.

Before Creighton, Johnson coached at Des Moines Area Community College in Boone, Iowa, from 2018-2021. After joining the DMACC coaching staff in 2018, he helped make various improvements to the program. Johnson assisted in developing numerous hitting and defensive strategies for the Bears. He also led the strength and conditioning program and assisted in the recruitment of new DMACC baseball players. In Johnson's first year at DMACC, he helped the Bears achieve the ICCAC regular-season title. Since 2018, Johnson has assisted in sending over 40 players to four-year schools and saw one former player, Austin Murr, selected by the Detroit Tigers in the sixth round of the 2021 MLB Draft.

During the summer of 2022, Johnson was the head coach of the Badlands Big Sticks located in Dickinson, North Dakota. He directed the Big Sticks to a 31-win season and helped the team secure a place in the divisional playoffs. He coached many successful players, including current Bluejay Cooper Dulich.

Johnson attended Buena Vista University in Storm Lake, Iowa where he was a part of over 120 wins over his four-year baseball career. In 2017, Johnson received his Bachelor of Arts in Exercise Science with a minor in Coaching from Buena Vista.

### Johnson's Résumé

- Volunteer Assistant Coach, Creighton (2022-present)
- Assistant Coach, Des Moines Area Community College (2018-21)

### Collegiate Career

- Buena Vista University (2014-17)



## Curtis Self

**Athletic Trainer**  
**Coe College (2000) • 16th Season at Creighton**

Curtis Self is in his 16th year with Creighton, serving as the athletic trainer for baseball. He is also the insurance coordinator.

He is a certified athletic trainer and has been a member of the National Athletic Trainers Association since 1998. Self is an approved clinical instructor through CAAHEP as well as CPR and AED certified.

Self was an associate athletic trainer at College of Charleston in Charleston, S.C., from 2002-08. While at Charleston, he was the facility coordinator of the Patriots Point Athletic Training room with sport assignments for the baseball and women's tennis teams. Prior to his stint at College of Charleston, Self served as an athletic trainer for the Texas Rangers Minor League Baseball Club for two seasons. With the Texas Rangers he was responsible for the evaluation, treatment and rehabilitation associated with the rookie classification Gulf Coast Rangers.


Self was a graduate assistant at Western Michigan University where he earned his Master of Arts degree in physical education and recreation with an athletic training emphasis in 2002. He graduated from Coe College in Cedar Rapids, Iowa, with a Bachelor of Arts degree in physical education and athletic training in May 2000. While an athletic training student at Coe College, he was also a member of the men's swimming team.

Originally from Grand Island, Neb., Self and his wife, Kristine, reside in Omaha. The couple have two yellow labs, Gunner and Linus.





# Meet the Bluejays





# Returners Profiles



## 1 • Nolan Sailors

Jr. • OF • 6-0 • 190 • L/R  
Omaha, Nebraska (Ralston HS)

**Full Name:** Nolan James Sailors

**Parents:** Katie and Nick Sailors

**Major:** Computer Science

**Sibling:** Nate

### 2023 (Sophomore)

- Nolan started all 49 games for the Bluejays in 2023, closing the season hitting .271 with a team leading 11 stolen bases and 15 doubles.
- Sailors delivered 14 multi-hit games, including four games with three hits. He also had seven multi-RBI contests, including four with three or more.
- Early in the season Nolan produced at least one hit in 12 straight games (Feb. 18 - March 18).
- His season high average reached .378 on March 11 after going 5-for-10 in a pair of victories over BYU on March 10 & 11.
- Sailors was 3-for-3 with two doubles, three runs scored and an RBI in the Bluejays' 6-0 win over Villanova on April 6.

### 2022 (Freshman)

- Pushed into the starting role in center field by an injury, Sailors appeared in 47 games. He started 44 times, slashing .247/.338/.343 at the dish.
- Nolan stole seven bases, slapping 10 doubles and hit two home runs.
- Sailors' best performance of the season came in a Feb. 26 clash with Loyola Marymount where the Omaha native reached base four times, going 3-for-3 at the plate with a run scored.
- He also delivered a 3-for-4 performance with a pair of runs in Creighton's 8-3 win at Wichita State on March 26.
- In the Bluejays' 14-2 win to sweep Georgetown on April 10, Nolan went 2-for-3 with two RBI and three runs scored.

### 2017-21 (Ralston High School)

- Sailors helped Ralston to their first Nebraska State Tournament in 10 years, reaching the Class B Semifinals in 2021.
- Nolan claimed All-Nebraska and Super State First Team (*Omaha World-Herald*) honors after hitting .476 as a senior.
- Sailors was named a Rawlings *Perfect Game* Preseason All-American and was rated Nebraska's third best shortstop by *Perfect Game* and a top-10 player in the state (PBR in 2020).
- Nolan earned two letters in baseball for the Rams after hitting .463 as a sophomore and .476 as a senior.

### Getting to Know Nolan

- Preferred Omaha Restaurant: Runza
- Favorite MLB Team: St. Louis Cardinals
- Go to Gameday Snack: Peanut Butter Sandwich
- Country, Rap or Rock: Country
- Favorite Baseball Movie: *The Sandlot*
- Who is Creighton's Baseball Rival: Connecticut
- BIG EAST City You Want to Travel To: Mason, Ohio



### Sailors' Career Statistics

Year	AVG	GP-GS	AB	R	H	2B	3B	HR	RBI	SLG%	BB	HBP	SO	GDP	OB%	SF	SH	SB-ATT	PO	A	E	FLD%
2022	.247	47-44	166	29	41	10	0	2	18	.343	17	8	50	1	.338	4	0	7-11	57	1	0	1.000
2023	.271	49-49	192	42	52	15	3	4	31	.443	22	9	54	4	.366	4	3	11-15	103	2	2	.981
<b>Total</b>	<b>.260</b>	<b>96-93</b>	<b>358</b>	<b>71</b>	<b>93</b>	<b>25</b>	<b>3</b>	<b>6</b>	<b>49</b>	<b>.397</b>	<b>39</b>	<b>17</b>	<b>104</b>	<b>5</b>	<b>.353</b>	<b>8</b>	<b>3</b>	<b>18-26</b>	<b>160</b>	<b>3</b>	<b>2</b>	<b>.988</b>



# Returners Profiles



## 7 • Cooper Dulich

Jr. • INF • 6-1 • 200 • R/R

Encinitas, California (La Costa Canyon HS/Montana State-Billings)

**Full Name:** Cooper Charles Dulich

**Parents:** Kendall and John Dulich

**Major:** Marketing

**Sibling:** Nolan

### 2023 (Sophomore)

- Cooper appeared in 12 games in his first year in Omaha, earning a pair of starts.
- The California native hit .111 with five walks and two runs scored.
- Dulich's hit came in a start against Villanova on April 8, closing the game 1-for-3 with a pair of walks and a stolen base.

### 2022 (Montana State-Billings)

- Dulich became the first player in MSUB history to earn Great Northwest Athletic Conference Freshman of the Year honors and was a unanimous First Team All-GNAC selection after slashing .335/.454/.453 with 36 RBI and 28 runs in 49 starts.
- Cooper was awarded the Yellow Jackets' Athletic Department award for Baseball Player of the Year in 2022.
- Dulich delivered three hits in five different contests, including a five-run, two-RBI performance against Central Washington on April 2.

### 2017-21 (La Costa Canyon High School)

- In his senior season, Dulich helped his team to a California Southern Regional State Championship.
- Cooper hit .307 in 30 games at the plate in 2021, also recording a 2-0 record and 1.02 ERA in seven appearances on the mound.
- A four-year shortstop for the Mavericks, Dulich earned the program's freshman Defensive Player of the Year honors in 2017.

### Getting to Know Cooper

- Preferred Omaha Restaurant: Good Lookin
- Favorite MLB Team: San Diego Padres
- Go to Gameday Snack: Protein Bar
- Country, Rap or Rock: Rap
- Favorite Baseball Movie: *Major League*
- Who is Creighton's Baseball Rival: Nebraska
- BIG EAST City You Want to Travel To: Washington, D.C.



### Dulich's Career Statistics (2022 at Montana State-Billings)

Year	AVG	GP-GS	AB	R	H	2B	3B	HR	RBI	SLG%	BB	HBP	SO	GDP	OB%	SF	SH	SB-ATT	PO	A	E	FLD%
2022	.335	49-49	161	28	54	13	0	2	36	.453	20	15	22	2	.454	0	1	8-10	54	110	12	.932
2023	.111	12-2	9	2	1	0	0	0	0	.111	5	0	0	1	.429	0	0	1-1	1	1	0	1.000
<b>Total</b>	<b>.311</b>	<b>61-51</b>	<b>170</b>	<b>30</b>	<b>55</b>	<b>13</b>	<b>0</b>	<b>2</b>	<b>36</b>	<b>.435</b>	<b>25</b>	<b>15</b>	<b>22</b>	<b>3</b>	<b>.452</b>	<b>0</b>	<b>1</b>	<b>9-11</b>	<b>55</b>	<b>111</b>	<b>12</b>	<b>.933</b>

# Returners Profiles



## 10 • Jack Scheri

R-Fr. • INF • 5-9 • 210 • R/R  
Peru, Illinois (La Salle-Peru HS)

**Full Name:** Jack Richard Scheri

**Parents:** Jennifer and Rick Scheri

**Major:** Undeclared

**Sibling:** Shay

### 2023 (Freshman)

- Jack did not play during the 2023 season, using his redshirt option.

### 2018-22 (La Salle-Peru High School)

- A team captain his senior year, Scheri led the Cavaliers offensively with a .380 average and 25 stolen bases.
- Jack was ranked by both *Prep Baseball Report* and *Perfect Game* as Illinois' No. 4 ranked shortstop in the class of 2022.
- Scheri lettered in both baseball and basketball for the Cavaliers.

### Getting to Know Jack

- Preferred Omaha Restaurant: Pitch
- Favorite MLB Team: Chicago Cubs
- Go to Gameday Snack: Chicken and Rice
- Country, Rap or Rock: Country
- Favorite Baseball Movie: *The Sandlot*
- Who is Creighton's Baseball Rival: Nebraska
- BIG EAST City You Want to Travel To: New York City, N.Y.



### Scheri's Career Statistics

Year	AVG	GP-GS	AB	R	H	2B	3B	HR	RBI	SLG%	BB	HBP	SO	GDP	OB%	SF	SH	SB-ATT	PO	A	E	FLD%	
2023																							
<b>Total</b>																							



# Returners Profiles



## 11 • Ben North

So. • INF • 6-0 • 200 • R/R  
Woodbury, Minnesota (East Ridge HS)

**Full Name:** Benjamin Kent North

**Parents:** Anne and Brad North

**Major:** Finance

**Siblings:** Henry and Julia

### **2023 (Redshirt Freshman)**

- Ben appeared in all 49 games for Creighton during the 2023 season, earning 48 starts.
- North closed the season hitting .173 with 27 hits, six doubles, two home runs and 13 RBI.
- A stellar defender at third base, North logged 100 assists.
- His best efforts of the season came with three hit performances against St. John's in a 12-7 win on April 21 and at Wichita State on March 18 in Creighton's 13-6 win.

### **2022 (Freshman)**

- North started at third base twice and made three total appearances in 2022, but missed significant time with a knee injury, opting to redshirt.
- In a pinch-hit opportunity against The Citadel on April 1, Ben collected his first career knock, a go-ahead RBI single.
- North finished the season with a perfect fielding percentage.

### **2017-21 (East Ridge High School)**

- North lettered in baseball all four years while at East Ridge, earning All-Suburban East Conference honors all four seasons.
- In his sophomore season, Ben helped the Raptors to a Minnesota state championship and was named to the All-Class 4A tournament team.
- North collected All-Section and All-State honors in his sophomore, junior, and senior seasons, even being named a finalist for Minnesota's Mr. Baseball award.
- Ben was a three-sport athlete at East Ridge, playing basketball and football on top of baseball.

### **Getting to Know Ben**

- Preferred Omaha Restaurant: Blue Sushi
- Favorite MLB Team: Minnesota Twins
- Go to Gameday Snack: Peanut Butter and Jelly Sandwich
- Country, Rap or Rock: Country
- Favorite Baseball Movie: *Major League*
- Who is Creighton's Baseball Rival: Nebraska
- BIG EAST City You Want to Travel To: New York City, N.Y.



### North's Career Statistics

Year	AVG	GP-GS	AB	R	H	2B	3B	HR	RBI	SLG%	BB	HBP	SO	GDP	OB%	SF	SH	SB-ATT	PO	A	E	FLD%
2022	.200	3-2	5	0	1	0	0	0	1	.200	0	0	3	0	.200	0	0	0-0	2	4	0	1.000
2023	.173	49-48	156	27	27	6	1	2	13	.263	19	12	47	2	.309	1	5	2-4	33	100	7	.950
<b>Total</b>	<b>.174</b>	<b>52-50</b>	<b>161</b>	<b>27</b>	<b>28</b>	<b>6</b>	<b>1</b>	<b>2</b>	<b>14</b>	<b>.261</b>	<b>19</b>	<b>12</b>	<b>50</b>	<b>2</b>	<b>.306</b>	<b>1</b>	<b>5</b>	<b>2-4</b>	<b>35</b>	<b>104</b>	<b>7</b>	<b>.952</b>

# Returners Profiles



## 12 • Zane Skansi

Jr. • UTL • 5-11 • 200 • R/R  
Gig Harbor, Washington (Gig Harbor HS/Utah)

**Full Name:** Zane Nicholas Skansi

**Parents:** Dana Skansi and Bob Ormond

**Major:** Communications

**Siblings:** Lexi and Livi

### 2023 (Sophomore)

- Zane did not play during the 2023 season.

### 2021-22 (Utah)

- Skansi played in four games with two starts in the outfield in his second season with the Utes, collecting his first career hit, a double, against Washington on March 12.
- Zane appeared in eight games off the bench in 2021, seeing action at second base.
- Skansi made his collegiate debut off the bench against Cal State Fullerton on Feb. 21, 2021.

### 2016-20 (Gig Harbor HS)

- Skansi reached the Washington State Championship with the Tides under coach Peter Jansen.
- Zane also lettered in football and basketball at Gig Harbor.

### Getting to Know Zane

- Preferred Omaha Restaurant: Drover
- Favorite MLB Team: Seattle Mariners
- Go to Gameday Snack: Pop Tart
- Country, Rap or Rock: Rap
- Favorite Baseball Movie: *The Sandlot*
- Who is Creighton's Baseball Rival: Nebraska
- BIG EAST City You Want to Travel To: New York City, N.Y.



### Skansi's Career Statistics (2021 & 2022 at Utah)

Year	AVG	GP-GS	AB	R	H	2B	3B	HR	RBI	SLG%	BB	HBP	SO	GDP	OB%	SF	SH	SB-ATT	PO	A	E	FLD%
2021	.000	8-0	7	0	0	0	0	0	0	.000	0	0	3	1	.000	0	0	0-0	2	4	0	1.000
2022	.200	4-2	5	0	1	1	0	0	0	.400	1	0	2	0	.333	0	0	0-0	3	0	1	.750
2023	Did Not Play																					
<b>Total</b>	<b>.083</b>	<b>12-2</b>	<b>12</b>	<b>0</b>	<b>1</b>	<b>1</b>	<b>0</b>	<b>0</b>	<b>0</b>	<b>.167</b>	<b>1</b>	<b>0</b>	<b>5</b>	<b>1</b>	<b>.154</b>	<b>0</b>	<b>0</b>	<b>0-0</b>	<b>5</b>	<b>4</b>	<b>1</b>	<b>.900</b>



# Returners Profiles



## 15 • Kyle Hess

R-Jr. • INF • 6-1 • 195 • L/R

Mountainside, New Jersey (St. Peter's Prep/Notre Dame)

**Full Name:** Kyle Thomas Hess

**Parents:** Maureen and Cornell Hess

**Undergrad Degree:** Financial Services

**Siblings:** Nora and Sean

**Grad Work:** MBA

### 2023 (Junior)

- Injuries limited Kyle to six games in 2023, allowing him to use his redshirt option.

### 2022 (Sophomore)

- In his debut season with the Bluejays, Hess appeared in 48 games, starting at third base 47 times, and slashing .238/.377/.345 at the plate with 24 RBI, 31 runs and six steals.
- On April 10, Kyle had a career day in a win over Georgetown with six RBI on 2-for-4 at the plate, including a 7th inning grand slam, his first of two home runs on the season.
- Hess went 4-for-5 in a May 7 affair with No. 15 Connecticut, scoring two runs and slapping one of his 10 doubles.
- Kyle posted a pair of three hit performances, going 3-for-5 with one RBI and a run scored in Creighton's 8-1 victory over Seton Hall on April 22. The other came in the Bluejays' 7-1 win over Villanova on May 19, going 3-for-4 with two runs scored.

### 2020-21 (Notre Dame)

- Hess made 10 starts and 14 total appearances for the Irish in their ACC Championship season as a freshman.
- At the plate, Kyle collected eight total hits, three doubles, six RBI, and six walks in 32 at-bats in 2021.
- Hess scored four runs and stole one bag while committing just two errors on 49 chances.
- Kyle did not play in the COVID shortened 2020 season.

### 2015-19 (St. Peter's Preparatory High School)

- As a senior captain, Kyle led the Marauders to a New Jersey state tournament run with a .439 postseason average and .395 overall average while also leading the team in steals, walks, on-base percentage and triples.
- Hess collected all-area, all-conference, and all-county honors, while also being named a captain in the New Jersey All-State game as a senior.
- During his junior season, Kyle won the county championship with the Marauders and was an Underclass All-State and All-Area selection.
- Hess was also a captain, four-year letter winner, three-time All-State and three-time all-county player on the St. Peter's Prep soccer team.

### Getting to Know Kyle

- Preferred Omaha Restaurant: Avoli Osteria
- Favorite MLB Team: Boston Red Sox
- Go to Gameday Snack: Protein Shake
- Country, Rap or Rock: Country
- Favorite Baseball Movie: 42
- Who is Creighton's Baseball Rival: Whoever we're playing
- BIG EAST City You Want to Travel To: New York City, N.Y.



### Hess's Career Statistics (2020 & 2021 at Notre Dame)

Year	AVG	GP-GS	AB	R	H	2B	3B	HR	RBI	SLG%	BB	HBP	SO	GDP	OB%	SF	SH	SB-ATT	PO	A	E	FLD%
2020	Did Not Play																					
2021	.250	14-10	32	4	8	3	0	0	6	.344	6	0	10	1	.368	0	2	1-3	14	33	2	.959
2022	.238	48-47	168	31	40	10	1	2	24	.345	25	15	57	1	.377	4	4	6-8	26	65	10	.901
2023	.231	6-4	13	0	3	1	0	0	3	.308	0	1	6	0	.267	1	1	1-1	4	6	0	1.000
<b>Total</b>	<b>.239</b>	<b>68-61</b>	<b>213</b>	<b>35</b>	<b>51</b>	<b>14</b>	<b>1</b>	<b>2</b>	<b>33</b>	<b>.343</b>	<b>31</b>	<b>16</b>	<b>73</b>	<b>2</b>	<b>.370</b>	<b>5</b>	<b>7</b>	<b>8-12</b>	<b>44</b>	<b>104</b>	<b>12</b>	<b>.925</b>

# Returners Profiles



## 16 • Malakai Vetock

Jr. • RHP • 6-1 • 205 • R/R  
Elkhorn, Nebraska (Elkhorn HS)

**Full Name:** Malakai Andrew Vetock

**Parents:** Bobbie and Andrew Vetock

**Major:** Data Science

**Siblings:** Channing, Jayden and Joslyn

### 2023 (Sophomore)

- Malakai appeared in 17 games, all out of the bullpen.
- He closed the season with a 4-0 record and a 5.23 ERA over 31.0 innings.
- Vetock struck out 22 in 2023, limiting opponents to a .209 batting average.
- His longest outing came against Xavier on May 5, tossing a career best four innings.
- Malakai nabbed his second win of the season with three scoreless frames against Nebraska in Creighton's 6-5 win on April 18.
- He backed that up with another three inning performance against St. John's on April 21 in the Bluejays' 12-7 victory.

### 2022 (Freshman)

- Vetock made 11 appearances out of the Bluejay bullpen in 2022, earning a 1-0 record and racking up eight strikeouts in 11 total innings pitched.
- Malakai earned his first win of the season after tossing a crucial scoreless frame in a 3-2 victory over Nebraska on March 29.
- In an April 5 affair at Kansas State, Vetock recorded career highs in innings pitched and strikeouts, punching out three over three shutout innings in relief.

### 2017-21 (Elkhorn High School)

- Vetock ranked as the fourth-rated pitcher and ninth overall player in the state of Nebraska's 2021 signing class according to *Perfect Game*.
- Malakai earned his first varsity letter for the Antlers as a sophomore, collecting two wins in 24.1 innings pitched with 32 strikeouts.
- After the COVID-19 outbreak cancelled the 2020 season, Vetock broke out as a senior posting a 4-1 record, 1.51 ERA, and 61 strikeouts over 37.0 innings pitched.

### Getting to Know Malakai

- Preferred Omaha Restaurant: Old Mattress Factory
- Favorite MLB Team: Los Angeles Dodgers
- Go to Gameday Snack: Uncrustable
- Country, Rap or Rock: Rock
- Favorite Baseball Movie: *Moneyball*
- Who is Creighton's Baseball Rival: Nebraska
- BIG EAST City You Want to Travel To: New York City, N.Y.



### Vetock's Career Statistics

Year	W-L	ERA	APP	GS	CG	SHO	SV	IP	H	R	ER	BB	SO	2B	3B	HR	OppBA	WP	HBP	BK
2022	1-0	10.64	11	0	0	0/0	0	11.0	20	14	13	7	8	1	0	2	.417	3	0	0
2023	4-0	5.23	17	0	0	0/0	0	31.0	23	19	18	17	22	9	0	3	.209	2	3	1
<b>Total</b>	<b>5-0</b>	<b>6.64</b>	<b>28</b>	<b>0</b>	<b>0</b>	<b>0/0</b>	<b>0</b>	<b>42.0</b>	<b>43</b>	<b>33</b>	<b>31</b>	<b>24</b>	<b>30</b>	<b>10</b>	<b>0</b>	<b>5</b>	<b>.272</b>	<b>5</b>	<b>3</b>	<b>1</b>



# Returners Profiles



## 20 • Tate Gillen

So. • OF • 6-1 • 185 • L/L  
Overland Park, Kansas (Blue Valley HS)

**Full Name:** John Tate Gillen

**Parents:** Melissa and Justin Gillen

**Major:** Financial Technology

### 2023 (Redshirt Freshman)

- Limited by injuries in 2023, Tate appeared in 34 contests.
- He started 24 games, closing the season third on the team with a .299 average.
- Gillen had 23 hits, 19 runs scored, four doubles and seven RBI.
- Before his season was cut short on April 25, Tate was hitting his stride with six hits and six runs scored over four games (6-for-11 against St. John's and UNLV).
- His best game of the season came against Georgetown in Creighton's 15-11 victory on April 14, delivering three hits (3-for-4) with an RBI and two runs scored.
- Gillen also posted a three-hit performance (3-for-3) to help the Bluejays best Minnesota 5-2 on March 24.

### 2022 (Freshman)

- After playing in each of the Bluejays first four games, Gillen missed the rest of the 2022 season due to injury, using his redshirt option.
- Making his first career start in center field in the season opener against Portland on Feb. 18, Tate went 1-for-3 at the plate with his first career hit, a single.

### 2017-21 (Blue Valley High School)

- Gillen was considered a top-20 player in Kansas by both *Prep Baseball Report* and *Perfect Game* and ranked in the top-five among outfielders in his class.
- Tate led the Tigers to a Kansas 6A State Championship title during his senior season.
- Gillen batted .389 in 2021 and earned First Team All-Eastern Kansas League and First Team All-State.
- Tate, a three-year letter winner on Blue Valley's baseball team and star on the Tigers football team, was selected BVHS Athlete of the Year his senior year.

### Getting to Know Tate

- Preferred Omaha Restaurant: Blue Sushi
- Favorite MLB Team: Kansas City Royals
- Go to Gameday Snack: Eggs
- Country, Rap or Rock: Rock
- Favorite Baseball Movie: *The Sandlot*
- Who is Creighton's Baseball Rival: Nebraska
- BIG EAST City You Want to Travel To: Washington, D.C.



### Gillen's Career Statistics

Year	AVG	GP-GS	AB	R	H	2B	3B	HR	RBI	SLG%	BB	HBP	SO	GDP	OB%	SF	SH	SB-ATT	PO	A	E	FLD%
2022	.143	4-2	7	0	1	0	0	0	0	.143	1	0	2	0	.250	0	0	0-0	3	0	0	1.000
2023	.299	34-24	77	19	23	4	0	0	7	.351	16	6	12	1	.455	0	6	4-4	51	2	1	.981
<b>Total</b>	<b>.286</b>	<b>38-26</b>	<b>84</b>	<b>19</b>	<b>24</b>	<b>4</b>	<b>0</b>	<b>0</b>	<b>7</b>	<b>.333</b>	<b>17</b>	<b>6</b>	<b>14</b>	<b>1</b>	<b>.439</b>	<b>0</b>	<b>6</b>	<b>4-4</b>	<b>54</b>	<b>2</b>	<b>1</b>	<b>.982</b>

# Returners Profiles



## 21 • Cuyler Zukowski

R-Fr. • OF • 6-0 • 205 • R/R  
Madison, Wisconsin (La Follette HS)

**Full Name:** Cuyler Patrick Zukowski

**Parents:** Emily and Ryan Zukowski

**Major:** Computer Science

**Siblings:** Anna and Maddie

### 2023 (Freshman)

- Cuyler did not play during the 2023 season, using his redshirt option.

### 2018-22 (La Follette High School)

- Zukowski played for the Lancers' varsity baseball team from freshman to senior year, also lettering twice in volleyball.
- In his junior season, Cuyler hit .450 and kept a perfect 1.000 fielding percentage, earning Second Team All-State, All-Southwest District, All-Big 8 Conference, and All-City honors.
- Zukowski was ranked among his class as the fourth-best outfielder in Wisconsin by both *Perfect Game* and *Prep Baseball Report*.

### Getting to Know Cuyler

- Preferred Omaha Restaurant: Block 16
- Favorite MLB Team: Milwaukee Brewers
- Go to Gameday Snack: Sour Patch Kids
- Country, Rap or Rock: Rap
- Favorite Baseball Movie: *Moneyball*
- Who is Creighton's Baseball Rival: Xavier
- BIG EAST City You Want to Travel To: New York City, N.Y.



### Zukowski's Career Statistics

Year	AVG	GP-GS	AB	R	H	2B	3B	HR	RBI	SLG%	BB	HBP	SO	GDP	OB%	SF	SH	SB-ATT	PO	A	E	FLD%	
2023																							
<b>Total</b>																							



# Returners Profiles



## 22 • Hogan Helligso

Jr. • C • 6-0 • 180 • R/R  
Omaha, Nebraska (Elkhorn South HS)

**Full Name:** Hogan Bruce Helligso

**Parents:** Melissa and Tommy Helligso

**Major:** Finance

**Siblings:** Brody and Piper

### 2023 (Sophomore)

- One of Creighton's two All-BIG EAST selections in 2023, Hogan earned All-BIG EAST Second Team.
- The Bluejay catcher appeared 42 games, starting 35, and led Creighton with a .314 average.
- Helligso closed the season with 37 hits, 24 runs scored, nine doubles, two home runs and 19 RBI.
- Hogan delivered 11 multi-hit games, including a three hit (3-for-5) contest with four runs scored in the Bluejays' 16-3 win at Butler on April 28.
- The most prolific game at the dish came in Creighton's 15-4 win over St. Thomas on April 1, going 2-for-3 with three runs scored and three RBI.

### 2022 (Freshman)

- Helligso played in 41 games in his first season of collegiate baseball, starting at catcher 31 times for the Bluejays.
- Hogan threw out 10 runners on the base paths, while slashing .283/.385/.394 at the plate.
- Helligso got stronger as the season went on, closing 2022 with seven multi-hit games. Four of those performances came in the final ten games.
- In a March 19 win over Minnesota, Hogan went 2-for-5 with two RBI, three runs scored and his first career home run.
- Helligso had eight hits in 19 at-bats with five runs scored and four RBI during a season-high five game hitting streak between March 13-21.

### 2017-21 (Elkhorn South High School)

- Stellar both offensively and defensively, Helligso was ranked the No. 1 catcher in Nebraska and top-10 player overall in the state by both *Prep Baseball Report* and *Perfect Game*.
- Helligso hit .358 (29-81) in 27 games with 26 RBI during the 2021 season, collecting six doubles, four triples, and two home runs as a senior starter behind the dish for the Storm.

### Getting to Know Hogan

- Preferred Omaha Restaurant: Oscar's
- Favorite MLB Team: St. Louis Cardinals
- Go to Gameday Snack: Uncrustables
- Country, Rap or Rock: Country
- Favorite Baseball Movie: *The Sandlot*
- Who is Creighton's Baseball Rival: Nebraska
- BIG EAST City You Want to Travel To: Washington, D.C.



### Helligso's Career Statistics

Year	AVG	GP-GS	AB	R	H	2B	3B	HR	RBI	SLG%	BB	HBP	SO	GDP	OB%	SF	SH	SB-ATT	PO	A	E	FLD%
2022	.283	41-31	99	19	28	6	1	1	11	.394	13	4	29	1	.385	1	7	2-2	268	19	4	.986
2023	.314	42-35	118	24	37	9	1	2	19	.458	14	3	30	5	.400	0	5	4-6	236	18	3	.988
<b>Total</b>	<b>.300</b>	<b>83-66</b>	<b>217</b>	<b>43</b>	<b>65</b>	<b>15</b>	<b>2</b>	<b>3</b>	<b>30</b>	<b>.429</b>	<b>27</b>	<b>7</b>	<b>59</b>	<b>6</b>	<b>.393</b>	<b>1</b>	<b>12</b>	<b>6-8</b>	<b>504</b>	<b>37</b>	<b>7</b>	<b>.987</b>

# Returners Profiles



## 24 • Nolan Clifford

Sr. • INF • 5-10 • 175 • L/R  
Naperville, Illinois (Neuqua Valley HS)

**Full Name:** Nolan Thomas Clifford

**Parents:** Theresa and Matthew Clifford

**Major:** Financial Technology

**Siblings:** Lara, Maia and Nalia

### 2023 (Junior)

- Appearing and starting in 47 games in 2023, Clifford saw time both at shortstop and at first base.
- He closed the season hitting .263 with 44 hits, 27 runs scored, eight doubles, three home runs and 26 RBI.
- Nolan opened the season on fire as the Illinois native was hitting .400 after 11 games, going 16-for-40.
- Clifford was tied for the team lead with 14 multi-hit games, including one three-hit effort.
- He also delivered eight multi-RBI games, posting a five RBI effort in Creighton's series opener at Coastal Carolina on Feb. 24.
- Nolan's three-hit game (3-for-4) came against Cal State Northridge on March 4.

### 2022 (Sophomore)

- Clifford appeared in 44 games for Creighton in 2022, starting at shortstop 41 times, keeping a .973 fielding percentage and reaching base at a .394 clip.
- Nolan's eight consecutive games with a base hit between March 19 and April 2 was the third-longest hitting streak for a Bluejay in 2022.
- Clifford delivered five multi-hit games, highlighted by a 4-for-5 effort with two runs scored and an RBI in the Bluejays' 11-9 win over Xavier on April 30.

### 2021 (Freshman)

- The only two-way player for the Bluejays in 2021, Clifford made 27 total appearances, 24 at shortstop and three times as a relief pitcher.
- At the plate, Nolan hit .258 (17-66) with a .398 on base percentage, eight RBI, six runs scored and 16 walks drawn.
- Nolan did not concede a single run or walk while striking out six through 3.1 innings pitched.
- Clifford's best offensive performance came in an April 18 win over San Jose State when he was a home run short of a cycle, going 3-for-3 with two RBI.
- Nolan's only pitching appearance, where he wasn't moved directly from the infield to the mound, came during an April 9 win over Villanova. Clifford pitched the final four outs of the game, recording three strikeouts without allowing a base runner.

### 2016-20 (Neuqua Valley High School)

- Clifford showed off his ability at the plate and speed on the base paths in his junior season with the Wildcats, hitting .375 with 31 RBI, 34 runs scored, nine doubles, six triples and two home runs.
- On the mound in 2019, Nolan held a 2-0 record with six saves (a Neuqua Valley HS record) and 17 strikeouts in 12.0 innings of work.
- Clifford was a 2020 preseason all-region, all-conference, and a *Prep Baseball Report* Illinois and *Perfect Game* All-American selection.
- Nolan was a four-time *Perfect Game* Illinois All-Tournament Team pick.

### Getting to Know Nolan

- Preferred Omaha Restaurant: J Gilbert's
- Favorite MLB Team: Chicago Cubs
- Go to Gameday Snack: Fruit Snack
- Country, Rap or Rock: Rock
- Favorite Baseball Movie: *The Sandlot*
- Who is Creighton's Baseball Rival: Connecticut
- BIG EAST City You Want to Travel To: Cincinnati, Ohio



### Clifford's Career Hitting Statistics

Year	AVG	GP-GS	AB	R	H	2B	3B	HR	RBI	SLG%	BB	HBP	SO	GDP	OB%	SF	SH	SB-ATT	PO	A	E	FLD%
2021	.258	27-23	66	6	17	2	1	0	8	.318	16	0	30	1	.398	1	3	3-5	28	61	6	.937
2022	.226	44-41	133	26	30	5	0	0	13	.263	30	7	47	1	.394	0	1	0-1	51	91	4	.973
2023	.263	47-47	167	27	44	8	1	3	26	.377	27	3	40	2	.372	2	10	3-9	165	96	7	.974
<b>Total</b>	<b>.249</b>	<b>118-111</b>	<b>366</b>	<b>59</b>	<b>91</b>	<b>15</b>	<b>2</b>	<b>3</b>	<b>47</b>	<b>.325</b>	<b>73</b>	<b>10</b>	<b>117</b>	<b>4</b>	<b>.385</b>	<b>3</b>	<b>14</b>	<b>6-15</b>	<b>244</b>	<b>248</b>	<b>17</b>	<b>.967</b>



# Returners Profiles



## 28 • Colby Canales

Sr. • INF • 6-2 • 220 • R/R  
Orange, California (JSerra Catholic HS/Pacific)

**Full Name:** Colby John Canales

**Parents:** Jill and Pete Canales

**Major:** Entrepreneurship

**Siblings:** Casey and Haley

### 2023 (Junior)

- Colby appeared in 23 games, earning 13 starts.
- Canales closed the season hitting .283 (13-for-46) with seven doubles and a pair of home runs.
- Down the stretch of the season Colby went 6-for-17 (.353) with six RBI over his final five games.
- His best game of the season came at Seton Hall, blasting a home run and a double against the Pirates. Colby went 2-for-4 with three RBI and a run scored.
- Colby also went 2-for-4 with three RBI in the Bluejays' 7-6 win over #9 Connecticut on May 18.
- Prior to the season Colby was named the first recipient of the Mark & Deborah Henkels Starting First Baseman Endowed Scholarship!

### 2021-22 (Pacific)


- As a sophomore, Canales started 36 games for the Tigers, making 39 appearances. He slashed .258/.333/.403 with four home runs, six doubles and 15 RBI.
- Colby appeared in seven games as a freshman, collecting five RBI and two of his three hits being doubles.
- In a March 5 contest during 2022 with Oral Roberts, Canales had a two home run day, going 3-for-4 at the plate.

### 2016-2020 (JSerra Catholic HS)

- A three-year letterwinner for the Lions, Canales was also a *Perfect Game* Preseason All-American from 2017-20.
- Canales finished his senior season batting .307, reaching base at a .460 clip and a .950 fielding percentage with a majority of the time spent at third and shortstop.
- Colby helped the Lions to the 2019 Boras Classic Southern California & State Championship, one of the most prestigious and competitive high school baseball tournaments nationwide.

### Getting to Know Colby

- Preferred Omaha Restaurant: Coneflower
- Favorite MLB Team: Los Angeles Angels of Anaheim
- Go to Gameday Snack: Smoothie
- Country, Rap or Rock: Rap
- Favorite Baseball Movie: *Bad News Bears*
- Who is Creighton's Baseball Rival: Nebraska
- BIG EAST City You Want to Travel To: Washington, D.C.



### Canales' Career Statistics (2021-22 at Pacific)

Year	AVG	GP-GS	AB	R	H	2B	3B	HR	RBI	SLG%	BB	HBP	SO	GDP	OB%	SF	SH	SB-ATT	PO	A	E	FLD%
2021	.214	7-4	14	0	3	2	0	0	5	.357	0	1	7	0	.250	1	0	0-0	28	2	1	.968
2022	.258	39-36	124	16	32	6	0	4	15	.403	15	0	41	0	.333	2	2	0-0	164	25	11	.945
2023	.283	23-13	46	6	13	7	0	2	10	.565	7	0	18	0	.377	0	0	0-0	24	2	1	.963
<b>Total</b>	<b>.261</b>	<b>69-53</b>	<b>184</b>	<b>22</b>	<b>48</b>	<b>15</b>	<b>0</b>	<b>6</b>	<b>30</b>	<b>.440</b>	<b>22</b>	<b>1</b>	<b>66</b>	<b>0</b>	<b>.338</b>	<b>3</b>	<b>2</b>	<b>0-0</b>	<b>216</b>	<b>29</b>	<b>13</b>	<b>.950</b>

# Returners Profiles



## 30 • Shane Curtin

So. • LHP • 6-0 • 160 • L/L  
La Grange, Illinois (Mount Carmel HS)

**Full Name:** Shane Thomas Curtin

**Parents:** Carey Romanelli and Kevin Curtin

**Major:** Graphic Design

**Sibling:** Kevin

### 2023 (Freshman)

- Shane saw action in seven games during his freshman campaign.
- He tossed a combined 6.0 inning, posting scoreless outings in his last two games.
- Curtin hurled a scoreless frame against Butler in the Bluejay's 16-3 road win on April 28.
- Later against Seton Hall he tossed another scoreless frame.
- He closed the season with four strikeouts and allowed just one extra base hit.

### 2018-22 (Mount Carmel HS)

- After posting a 1.54 ERA and 4-0 record for the Caravan in his senior season, Curtin was named to all-state and all-district teams.
- Curtin was ranked by *Perfect Game* and *Prep Baseball Report* as Illinois' third-best southpaw in the class of 2022.
- Shane tossed a complete-game no-hitter against Richards on April 16, 2022.

### Getting to Know Shane

- Preferred Omaha Restaurant: Old Mattress Factory
- Favorite MLB Team: Chicago White Sox
- Go to Gameday Snack: Ritz Crackers
- Country, Rap or Rock: Country
- Favorite Baseball Movie: *Field of Dreams*
- Who is Creighton's Baseball Rival: Connecticut
- BIG EAST City You Want to Travel To: New York City, N.Y.



### Curtin's Career Statistics

Year	W-L	ERA	APP	GS	CG	SHO	SV	IP	H	R	ER	BB	SO	2B	3B	HR	OppBA	WP	HBP	BK
2023	0-0	9.00	7	0	0	0	0	6.0	9	7	6	5	4	1	0	0	.346	4	1	0
<b>Total</b>	<b>0-0</b>	<b>9.00</b>	<b>7</b>	<b>0</b>	<b>0</b>	<b>0</b>	<b>0</b>	<b>6.0</b>	<b>9</b>	<b>7</b>	<b>6</b>	<b>5</b>	<b>4</b>	<b>1</b>	<b>0</b>	<b>0</b>	<b>.346</b>	<b>4</b>	<b>1</b>	<b>0</b>



# Returners Profiles



## 33 • Mason Koch

So. • RHP • 6-0 • 200 • R/R  
Omaha, Nebraska (Millard West HS)

**Full Name:** Mason Robert Koch

**Parents:** Sara and Tim Koch

**Major:** Exercise Science

**Sibling:** Ashton

### 2023 (Freshman)

- Mason went to the hill in eight games for the Bluejays in his freshman season.
- Koch tossed a combined 6.1 innings, posting five scoreless appearances.
- Three of his final four outings of the season saw the Nebraska native post a goose egg, doing so against Butler (1.0 inning on April 28), Seton Hall (1.0 inning on May 12) and against Omaha (1.1 innings on May 16).

### 2018-22 (Millard West HS)

- Koch came to Creighton ranked by *Perfect Game* as the class of 2022's No. 1 pitcher in Nebraska and the best overall player in the state.
- Mason holds the Nebraska high school saves record for a career (16) and a single season (11).
- In the Wildcats' 2022 State Championship season, Koch posted a 1.07 ERA allowing just one run out of the bullpen and was named First Team All-State and All-Super State.
- In the 2021 state tournament run, Mason notched three saves in 3.2 innings with no runs allowed and nine strikeouts.

### Getting to Know Mason

- Preferred Omaha Restaurant: 801 Chophouse
- Favorite MLB Team: Chicago Cubs
- Go to Gameday Snack: Peanut Butter Crackers
- Country, Rap or Rock: Country
- Favorite Baseball Movie: *The Sandlot*
- Who is Creighton's Baseball Rival: Nebraska
- BIG EAST City You Want to Travel To: Washington, D.C.



### Koch's Career Statistics

Year	W-L	ERA	APP	GS	CG	SHO	SV	IP	H	R	ER	BB	SO	2B	3B	HR	OppBA	WP	HBP	BK
2023	0-0	7.11	8	0	0	0	0	6.1	8	5	5	6	1	2	0	0	.308	0	1	0
<b>Total</b>	<b>0-0</b>	<b>7.11</b>	<b>8</b>	<b>0</b>	<b>0</b>	<b>0</b>	<b>0</b>	<b>6.1</b>	<b>8</b>	<b>5</b>	<b>5</b>	<b>6</b>	<b>1</b>	<b>2</b>	<b>0</b>	<b>0</b>	<b>.308</b>	<b>0</b>	<b>1</b>	<b>0</b>

# Returners Profiles



## 34 • Jack Grace

Gr. • OF • 6-4 • 230 • R/R  
La Grange, Illinois (Fenwick HS)

**Full Name:** John (Jack) Patrick Grace

**Parents:** Mary Carol Grace and Jack Grace

**Undergrad Degree:** Finance

**Siblings:** Mary Rita and Maggie

**Grad Work:** Organizational Leadership

### 2023 (Senior)

- The Bluejays' second All-BIG EAST honoree last season, Grace was an All-BIG EAST Second Team selection as a DH.
- Jack appeared in 47 games last season, including 44 starts.
- Primarily the Bluejays' DH, Grace also saw time at first base.
- He closed the season hitting .295 (46-for-156) with 31 RBI and a team-high 11 home runs.
- Jack posted a .519 slugging percentage and a .364 on-base percentage.
- Grace delivered 11 multi-hit games and seven multi-RBI contests.
- The season got off to a fast start for Grace, blasting a pair of home runs against Coastal Carolina and finishing with five RBI (2-for-5) on Feb. 24.
- Jack's other nine home runs came in nine separate games.
- He delivered three RBI in three contests, all featuring home runs. Jack did so against Georgetown (1-for-4) in the Bluejays' 15-11 win on April 14, against Butler (3-for-4) in Creighton's 16-3 win on April 28 and finally against Seton Hall (2-for-3) on May 13.

### 2022 (Junior)

- Grace blossomed into an everyday player for Creighton in 2022, starting 41 contests and posting a .263 average at the plate with five home runs, 31 RBI and 25 runs scored.
- Jack collected 19 total extra-base hits and was effective on the bases with five stolen bases in as many attempts.
- Grace had nine multi-hit performances, including a 4-for-5, three RBI day in Creighton's 14-6 win over Butler on May 14.

### 2021 (Sophomore)

- Grace made seven starts and 17 total appearances in 2021, collecting a pair of doubles and five walks.
- Jack was efficient on the base paths in 2021, scoring six times and swiping two bags.
- In a seven-inning shutout of Georgetown on April 23, Grace started in right field and went 2-for-3 with a stolen base and run scored.

### 2020 (Redshirt Freshman)

- Grace made eight appearances for the Bluejays, starting four times.
- Jack recorded three hits in 13 at bats: a double, a triple, and a home run; good for a slugging percentage of .692.
- In a Feb 23 affair at San Jose State, Grace started in right field and recorded his first career multi-hit game and first career home run, finishing with a 2-for-4 line and two runs scored.

### 2019 (Freshman)

- Jack used his redshirt option during the 2019 season.

### 2014-18 (Fenwick High School)

- A three-time letterwinner for the Friars, Grace was the Chicago Catholic League MVP as a senior and collected All-State recognition.
- He earned All-CCL accolades as a junior, leading his squad to a regional championship.

### Getting to Know Jack

- Preferred Omaha Restaurant: Coneflower
- Favorite MLB Team: Chicago White Sox
- Go to Gameday Snack: Fruit Snack
- Country, Rap or Rock: Rock
- Favorite Baseball Movie: *Moneyball*
- Who is Creighton's Baseball Rival: Nebraska
- BIG EAST City You Want to Travel To: New York City, N.Y.



### Grace's Career Statistics

Year	AVG	GP-GS	AB	R	H	2B	3B	HR	RBI	SLG%	BB	HBP	SO	GDP	OB%	SF	SH	SB-ATT	PO	A	E	FLD%
2020	.231	8-4	13	3	3	1	1	1	3	.692	4	1	7	0	.444	0	0	0-0	4	0	0	1.000
2021	.160	17-7	25	6	4	2	0	0	1	.240	5	0	10	2	.300	0	0	2-2	12	0	0	1.000
2022	.263	46-41	152	25	40	12	2	5	31	.467	20	3	49	1	.358	1	2	5-5	29	0	0	1.000
2023	.295	47-44	156	23	46	2	0	11	31	.519	16	2	54	1	.364	2	0	1-2	82	2	2	.977
<b>Total</b>	<b>.269</b>	<b>118-96</b>	<b>346</b>	<b>57</b>	<b>93</b>	<b>17</b>	<b>3</b>	<b>17</b>	<b>66</b>	<b>.483</b>	<b>45</b>	<b>6</b>	<b>120</b>	<b>4</b>	<b>.360</b>	<b>3</b>	<b>2</b>	<b>8-9</b>	<b>127</b>	<b>2</b>	<b>2</b>	<b>.985</b>



# Returners Profiles



## 35 • Tommy Lamb

Sr. • LHP • 6-0 • 190 • L/L  
Grafton, Wisconsin (Grafton HS/Oklahoma)

**Full Name:** Tommy Lamb

**Parents:** Laura and Ed Lamb

**Major:** Financial Technology

**Sibling:** Katie

### 2023 (Junior)

- Tommy saw action in 20 games during 2023, all in relief.
- He closed the season with a 3.32 ERA over 21.2 innings, notching 19 strikeouts.
- Lamb allowed only eight earned runs during the season, delivering 13 scoreless outings.
- He limited opponents to just one run over his last six outings (April 30 - May 19) in a combined five innings.
- Tommy's longest outing of the season came on March 10, tossing 2.2 scoreless frames in the Bluejays' 8-6 win over BYU.
- He also tossed 2.1 innings of scoreless ball in Creighton's 13-6 win at Wichita State on March 18.

### 2022 (Sophomore)

- In 16 appearances out of the bullpen for the Bluejays, Lamb achieved a 3-1 record with 15 strikeouts in 25.1 innings pitched.
- Tommy did not surrender any runs in six appearances during the month of April (8 innings pitched).
- On April 18, Lamb pitched 3.2 scoreless innings in relief against Arizona with three strikeouts.

### 2021 (Freshman at Oklahoma)

- Lamb made four appearances out of the Sooners bullpen in 2021, giving up one hit, one run, and two walks with one strikeout in 2.1 total innings pitched.
- Tommy pitched his first full frame, sitting down all three of the Arizona batters he faced on March 4.

### 2016-20 (Grafton HS)

- Before Lamb's senior season was canceled due to the COVID-19 pandemic, the three-time letterwinner posted a 17-4 career record and 2.50 ERA with 235 strikeouts through 147.1 innings pitched with the Hawks.
- Tommy earned Metro All-District First Team honors by the Wisconsin Baseball Coaches Association and earned All-State Honorable Mention as a junior.
- Lamb graduated as a top-three ranked southpaw in Wisconsin by *Perfect Game* and a top-five player overall in his class by *Prep Baseball Report*.

### Getting to Know Tommy

- Preferred Omaha Restaurant: Old Mattress Factory
- Favorite MLB Team: Milwaukee Brewers
- Go to Gameday Snack: Fruit Snacks
- Country, Rap or Rock: Country
- Favorite Baseball Movie: *Moneyball*
- Who is Creighton's Baseball Rival: Connecticut
- BIG EAST City You Want to Travel To: New York City, N.Y.



### Lamb's Career Statistics (2021 at Oklahoma)

Year	W-L	ERA	APP	GS	CG	SHO	SV	IP	H	R	ER	BB	SO	2B	3B	HR	OppBA	WP	HBP	BK
2021	0-0	3.83	4	0	0	0/0	0	2.1	1	1	1	2	1	0	0	0	.143	0	0	0
2022	3-1	4.26	16	0	0	0/0	0	25.1	27	14	12	15	15	7	1	2	.300	4	7	0
2023	0-0	3.32	20	0	0	0/1	0	21.2	21	13	8	14	19	3	0	1	.256	2	6	0
<b>Total</b>	<b>3-1</b>	<b>3.83</b>	<b>40</b>	<b>0</b>	<b>0</b>	<b>0/1</b>	<b>0</b>	<b>49.1</b>	<b>49</b>	<b>28</b>	<b>21</b>	<b>31</b>	<b>35</b>	<b>10</b>	<b>1</b>	<b>3</b>	<b>.272</b>	<b>6</b>	<b>13</b>	<b>0</b>

# Returners Profiles



## 36 • Jack Torosian

R-Jr. • OF • 5-11 • 175 • L/R  
Omaha, Nebraska (Concordia HS/Hutchinson CC)

**Full Name:** Jack Gregory Torosian

**Parents:** Karli and Gregory Torosian

**Major:** Economics

**Siblings:** Bella, Mackenzie and Tanner

### 2023 (Junior)

- Jack did not play during the 2023 season, using his redshirt option.

### 2021-22 (Hutchinson CC)

- Over his two seasons with the Dragons, Torosian slashed .329/.439/.572.
- During the 2022 season, Jack hit .311 with seven home runs, 42 RBI and 19 stolen bases in 60 contests.
- He had comparable numbers as a freshman, hitting .353 with six home runs and 50 RBI in 42 games.
- Torosian also brings speed on the base paths, tallying 11 triples and 29 stolen bases over two seasons.

### 2016-20 (Concordia HS)

- In his varsity career with the Mustangs, Torosian hit .422 with an on-base percentage of .504, collecting 54 hits and 39 runs.
- Jack played three years of varsity football at Concordia, mainly playing at quarterback and cornerback.

### Getting to Know Jack

- Preferred Omaha Restaurant: Abelardos
- Favorite MLB Team: San Francisco Giants
- Go to Gameday Snack: Peanut Butter and Jelly
- Country, Rap or Rock: Rap
- Favorite Baseball Movie: *Moneyball*
- Who is Creighton's Baseball Rival: Nebraska
- BIG EAST City You Want to Travel To: South Orange, N.J.



### Torosian's Career Statistics (2021 & 2022 at Hutchinson CC)

Year	AVG	GP-GS	AB	R	H	2B	3B	HR	RBI	SLG%	BB	HBP	SO	GDP	OB%	SF	SH	SB-ATT	PO	A	E	FLD%
2021	.353	42-37	150	45	53	9	7	6	50	.627	21	12	30	1	.470	0	0	10-11	57	0	3	.950
2022	.311	60-53	212	62	66	18	4	7	42	.533	21	19	40	3	.417	2	2	19-27	91	2	1	.989
2023	Did Not Play																					
<b>Total</b>	<b>.329</b>	<b>102-90</b>	<b>362</b>	<b>107</b>	<b>119</b>	<b>27</b>	<b>11</b>	<b>13</b>	<b>92</b>	<b>.572</b>	<b>42</b>	<b>31</b>	<b>70</b>	<b>4</b>	<b>.439</b>	<b>2</b>	<b>2</b>	<b>29-38</b>	<b>148</b>	<b>2</b>	<b>4</b>	<b>.974</b>



# Returners Profiles



## 43 • Cooper Fuchino

R-Fr. • C • 6-1 • 205 • R/R  
Rolling Hills Estates, California (Peninsula HS)

**Full Name:** Cooper Marvin Fuchino

**Parents:** Laura Marvin and Stacy Fuchino

**Major:** Exercise Science

**Sibling:** Hayden

### 2023 (Freshman)

- Cooper did not play during the 2023 season, using his redshirt option.

### 2018-22 (Peninsula HS)

- As a senior Fuchino hit .375 with a .458 on-base percentage and 10 extra-base hits in 27 games.
- Fuchino's 2022 performance earned First Team All-CIF (California Interscholastic Federation) and he was named the team's MVP.

### Getting to Know Cooper

- Preferred Omaha Restaurant: J Gilbert's
- Favorite MLB Team: Philadelphia Phillies
- Go to Gameday Snack: Chewy Granola Bar
- Country, Rap or Rock: Country
- Favorite Baseball Movie: *Major League*
- Who is Creighton's Baseball Rival: Nebraska
- BIG EAST City You Want to Travel To: Storrs, Conn.



### Fuchino's Career Statistics

Year	AVG	GP-GS	AB	R	H	2B	3B	HR	RBI	SLG%	BB	HBP	SO	GDP	OB%	SF	SH	SB-ATT	PO	A	E	FLD%	
2023																							
<b>Total</b>																							

Did Not Play

# Returners Profiles



## 44 • Jack Peluso

Gr. • OF • 6-3 • 220 • R/R  
Huntington, New York (Chaminade HS)

**Full Name:** Jack Anthony Peluso

**Parents:** Lucy and Jack Peluso

**Undergrad Degree:** Accounting  
**Graduate Work:** MBA

**Siblings:** Faith, Grace, Mark and Matt

### 2023 (Senior)

- Jack appeared in six games during the 2023 campaign, all as a pinch hitter.
- Peluso collected a single in the eighth inning of Creighton's 7-2 win on April 2 over St. Thomas.

### 2022 (Junior)

- Peluso appeared in 15 games in 2022, leading the team in games as a sub (14) and starting once.
- Jack slashed .176 / .318 / .353 on the season with two extra base hits, three RBI and three free passes.
- On April 5, Peluso collected his first career hit, a two-RBI triple in the ninth inning at Kansas State.

### 2021 (Sophomore)

- Peluso did not play during the Bluejays' 2021 season.

### 2020 (Redshirt Freshman)

- Jack did not play in the Bluejays' 2020 season.

### 2019 (Freshman)


- Peluso used his redshirt option during the 2019 season.

### 2014-18 (Chaminade HS)

- Peluso collected five combined letters at Chaminade, three in baseball and two in basketball.
- A four-time Nassau-Suffolk Catholic Conference selection, Peluso helped the Flyers claim the New York state title during his sophomore season.
- Jack was named his squad's MVP as a freshman and twice earned all-region accolades from *Perfect Game*.
- He also earned a spot on the Blue Chip Prospects list of top five hitters in Long Island.

### Getting to Know Jack

- Preferred Omaha Restaurant: J Gilbert's
- Favorite MLB Team: New York Mets
- Go to Gameday Snack: Ritz Peanut Butter Crackers
- Country, Rap or Rock: Rap
- Favorite Baseball Movie: *Major League*
- Who is Creighton's Baseball Rival: Connecticut
- BIG EAST City You Want to Travel To: New York City, N.Y.



### Peluso's Career Statistics

Year	AVG	GP-GS	AB	R	H	2B	3B	HR	RBI	SLG%	BB	HBP	SO	GDP	OB%	SF	SH	SB-ATT	PO	A	E	FLD%	
2019																							
2020																							
2021																							
2022	.176	15-1	17	1	3	1	1	0	3	.353	1	3	8	0	.318	1	1	0-0	0	0	0	.000	
2023	.167	6-0	6	0	1	0	0	0	0	.167	0	0	3	1	.167	0	0	0-0	0	0	0	.000	
<b>Total</b>	<b>.174</b>	<b>21-1</b>	<b>23</b>	<b>1</b>	<b>4</b>	<b>1</b>	<b>1</b>	<b>0</b>	<b>3</b>	<b>.304</b>	<b>1</b>	<b>3</b>	<b>11</b>	<b>1</b>	<b>.286</b>	<b>1</b>	<b>1</b>	<b>0-0</b>	<b>0</b>	<b>0</b>	<b>0</b>	<b>.000</b>	



# Returners Profiles



## 45 • Daniel Hammond

Gr. • RHP • 5-11 • 185 • R/R

Prairie Village, Kansas (Shawnee Mission East HS)

**Full Name:** Daniel Jacob Hammond

**Parents:** Mary Anne and Dan Hammond

**Undergrad Degree:** Business Intelligence & Analytics

**Siblings:** Julia and Kailey

**Grad Work:** MBA

### 2023 (Junior)

- Daniel saw action in 17 games, all out of the bullpen.
- He notched a 2-2 record, tossing a combined 17.1 innings and posting a 4.67 ERA.
- Hammond notched nine strikeouts and posted 10 scoreless outings.
- Over his final six outings, Daniel allowed just one run over a combined five innings.
- He delivered three consecutive scoreless appearances of 0.2 innings to close the season at Seton Hall (May 12), against Omaha (May 16) and versus #9 Connecticut on May 20.
- Hammond's two victories came against McNeese State with a scoreless frame on Feb. 18 and versus Omaha on May 16.
- Off the diamond, Daniel earned Academic All-District honors from College Sports Communicators.

### 2022 (Sophomore)

- Hammond made 20 appearances out of the Bluejay bullpen, posting a 1-2 record with a 2.91 ERA and 23 strikeouts in 21.2 innings pitched.
- Daniel earned his first career win in the 10-9 victory over Seton Hall on April 24, punching out two in an inning of relief.
- The right-hander had seven multi-strikeout appearances, including punching out the side in the ninth inning to seal a 14-1 win over Seton Hall on April 23.

### 2021 (Redshirt Freshman)

- In his first full season Hammond made six relief appearances, recording three strikeouts with a 3.60 ERA and three hits surrendered across 5.0 innings pitched.
- Daniel did not concede a run or any free passes in his first four appearances (3.0 IP).
- On April 30, Hammond came out of the bullpen and got the last two outs of the game (one by way of strikeout) in a 6-1 win over St. John's.
- In the first game of a May 21 doubleheader against Xavier, Daniel pitched a two shutout innings in relief, striking out one and allowing one base runner.

### 2020 (Freshman)

- Hammond used his redshirt option for the 2020 season.

### 2015-19 (Shawnee Mission East HS)

- Ranked as the third-best right-handed pitcher and 11th overall in Kansas according to *Perfect Game*.
- As a senior, Hammond held a 1.56 ERA with a 4-2 record across 36 innings pitched.
- Daniel was named First Team All-Sunflower League in his junior and senior seasons.

### Getting to Know Daniel

- Preferred Omaha Restaurant: J Gilbert's
- Favorite MLB Team: Kansas City Royals
- Go to Gameday Snack: Trail Mix
- Country, Rap or Rock: Rock
- Favorite Baseball Movie: *Benchwarmers*
- Who is Creighton's Baseball Rival: Nebraska
- BIG EAST City You Want to Travel To: Cincinnati, Ohio



### Hammond's Career Statistics

Year	W-L	ERA	APP	GS	CG	SHO	SV	IP	H	R	ER	BB	SO	2B	3B	HR	OppBA	WP	HBP	BK
2020	Did Not Play																			
2021	0-0	3.60	6	0	0	0/0	0	5.0	3	2	2	2	3	0	0	0	.176	0	0	0
2022	2-2	2.91	20	0	0	0/0	0	21.2	20	8	7	7	23	5	0	2	.238	1	3	0
2023	2-2	4.67	17	0	0	0/0	0	17.1	17	10	9	13	9	6	0	1	.266	4	1	1
<b>Total</b>	<b>4-4</b>	<b>3.68</b>	<b>43</b>	<b>0</b>	<b>0</b>	<b>0/0</b>	<b>0</b>	<b>44.0</b>	<b>40</b>	<b>20</b>	<b>18</b>	<b>22</b>	<b>35</b>	<b>11</b>	<b>0</b>	<b>3</b>	<b>.242</b>	<b>5</b>	<b>4</b>	<b>1</b>

# Returners Profiles



## 50 • Cade Lommel

Sr. • LHP • 6-4 • 220 • L/L  
Delano, Minnesota (Delano HS)

**Full Name:** Cade Matthew Lommel

**Parents:** Molly and Cory Lommel

**Major:** Biochemistry

**Siblings:** Avery and Colin

### 2023 (Junior)

- Cade appeared in 12 games during the 2023 season, starting four contests.
- He closed the season 0-7, tossing 16.0 innings with 17 strikeouts.
- The final two appearances of the season saw Lommel post consecutive scoreless outings in contests with Nebraska (May 9) and Omaha (May 16).
- Lommel earned Academic All-District honors from College Sports Communicators.

### 2022 (Sophomore)

- Lommel finished the 2022 season with 54 strikeouts in 52 innings pitched.
- He started 13 games and made one relief appearance.
- In his lone relief appearance of the season, Cade hurled 5.2 shutout innings in a March 20 win over Minnesota.
- The lefty posted his first win of the season and tied a career-high of nine strikeouts, tossing 7.1 innings with no earned runs surrendered against St. John's on April 16, earning the BIG EAST Pitcher of the Week.

### 2021 (Freshman)

- Lommel made eight starts and 10 total appearances in his first season, finishing with a 3-3 record, 4.11 ERA, and 33 strikeouts across 35.0 innings pitched.
- Cade notched shutout wins in consecutive starts, pitching 4.0 innings of two-hit ball with one walk and six Ks against Villanova on April 11 and 6.0 innings with one walk and five Ks on April 23 at Georgetown.
- In a May 1 start against St. John's, Lommel racked up a career-high nine strikeouts with no walks and two runs surrendered in 5.1 innings of work.

### 2016-20 (Delano HS)

- Lommel was ranked the top left-handed pitcher in Minnesota and No. 166 southpaw in the nation by *Perfect Game* while being named the eighth-best player overall in the state by *Prep Baseball Report*.
- Cade carried a 1.40 ERA with 89 strikeouts, earning him All-Wright County Conference as a junior.
- A multi-sport athlete at Delano, Lommel lettered for four years in baseball and for two years as a goalie on the Tigers hockey team.

### Getting to Know Cade

- Preferred Omaha Restaurant: Plank
- Favorite MLB Team: Minnesota Twins
- Go to Gameday Snack: Bruegger's Bagels
- Country, Rap or Rock: Rock
- Favorite Baseball Movie: *Little Big League*
- Who is Creighton's Baseball Rival: Nebraska
- BIG EAST City You Want to Travel To: Storrs, Conn.



### Lommel's Career Statistics

Year	W-L	ERA	APP	GS	CG	SHO	SV	IP	H	R	ER	BB	SO	2B	3B	HR	OppBA	WP	HBP	BK
2021	3-3	4.11	10	8	0	0/2	0	35.0	37	17	16	19	33	7	0	3	.268	5	1	1
2022	1-5	6.40	14	13	0	0/0	0	52.0	64	44	37	29	54	11	2	4	.302	7	8	1
2023	0-7	13.50	12	4	0	0/0	0	16.0	23	24	24	15	17	3	1	4	.348	4	11	0
<b>Total</b>	<b>4-15</b>	<b>6.73</b>	<b>36</b>	<b>25</b>	<b>0</b>	<b>0/2</b>	<b>0</b>	<b>103.0</b>	<b>124</b>	<b>85</b>	<b>77</b>	<b>63</b>	<b>104</b>	<b>21</b>	<b>3</b>	<b>11</b>	<b>.298</b>	<b>16</b>	<b>20</b>	<b>2</b>



# Returners Profiles



## 55 • Dominic Cancellieri

Gr. • RHP • 5-11 • 200 • R/R

Wayne, New Jersey (Bergen Catholic HS/Notre Dame)

**Full Name:** Dominic John Cancellieri

**Parents:** Beverly and Dino Cancellieri

**Undergrad Degree:** Finance

**Sibling:** Dino

**Grad Work:** MBA

### 2023 (Junior)

- Dominic brings the most innings back to the bump of any Bluejay with 58.0 frames in 2023.
- Cancellieri made 14 appearances with 10 starts. He notched a 2-3 record, with an ERA of 5.43, 60 strikeouts and just 19 walks.
- His best performance of the season came against Villanova as Cancellieri was named D1Baseball.com's National Pitcher of the Week as well as BIG EAST Pitcher of the Week on Monday, April 10. Dominic allowed just one walk in the first and a single to open the second before retiring the final 21 Villanova hitters he faced in the 2-0 win over the Wildcats. Cancellieri closed the game with a career-high 12 strikeouts, over eight innings on 106 pitches.
- Off the diamond, Cancellieri earned Academic All-District honors from College Sports Communicators.

### 2022 (Sophomore)

- Cancellieri went 5-3 in 13 starts with the Bluejays in 2022, keeping a 4.55 ERA with 52 strikeouts in 61.1 innings pitched.
- In a Feb. 27 win over St. Thomas, Dominic pitched 5.1 shutout innings with eight strikeouts and one hit allowed.
- Cancellieri earned BIG EAST Pitcher of the Week (April 11) after holding Georgetown hitless through 5.2 innings, ending the day with eight strikeouts in six innings pitched.

### 2020-21 (Notre Dame)

- Cancellieri made three starts and 10 total appearances in his second season with the Irish, racking up 18 strikeouts in 15.0 innings of work.
- Dominic made one start and six total appearances, collecting 12 strikeouts in 8.1 innings pitched in 2020.
- Cancellieri tossed three shutout innings out of the bullpen against Incarnate Word on Feb. 21, notching four strikeouts and his first career save.

### 2015-19 (Bergen Catholic HS)

- Cancellieri lettered in baseball his sophomore through senior years and was a Big North All-league selection in all three seasons.
- Dominic held a 6-1 record with a 0.73 ERA and 74 strikeouts in 47.2 innings pitched during his senior season.
- In his junior season, Cancellieri earned three wins for the Crusaders and racked up 32 strikeouts and a 0.96 ERA in just 14.2 innings of work.
- Dominic broke out as a two-way player on varsity his sophomore season and was named a Garden State Underclass Games All-Star.

### Getting to Know Dominic Cancellieri

- Preferred Omaha Restaurant: Avoli Osteria
- Favorite MLB Team: New York Mets
- Go to Gameday Snack: Smoothie
- Country, Rap or Rock: Country
- Favorite Baseball Movie: *The Sandlot*
- Who is Creighton's Baseball Rival: Nebraska
- BIG EAST City You Want to Travel To: Cincinnati, Ohio



### Cancellieri's Career Statistics (2020 & 2021 at Notre Dame)

Year	W-L	ERA	APP	GS	CG	SHO	SV	IP	H	R	ER	BB	SO	2B	3B	HR	OppBA	WP	HBP	BK
2020	0-1	4.32	6	1	0	0/0	1	8.1	9	7	4	5	12	1	0	2	.281	3	1	0
2021	0-0	6.60	10	3	0	0/0	0	15.0	20	13	11	13	18	3	0	5	.323	1	3	0
2022	5-3	4.55	13	13	0	0/0	0	61.1	56	36	31	31	52	9	2	7	.239	5	5	0
2023	2-3	5.43	14	10	0	0/1	0	58.0	70	39	35	19	60	7	3	6	.300	6	9	0
<b>Total</b>	<b>7-7</b>	<b>5.11</b>	<b>43</b>	<b>27</b>	<b>0</b>	<b>0/1</b>	<b>1</b>	<b>142.2</b>	<b>155</b>	<b>95</b>	<b>81</b>	<b>68</b>	<b>142</b>	<b>20</b>	<b>5</b>	<b>20</b>	<b>.287</b>	<b>15</b>	<b>18</b>	<b>0</b>

# Newcomers Profiles



## 2 • Connor Capece

Fr. • C/RHP • 5-10 • 200 • R/R  
Omaha, Nebraska (Gross Catholic HS)

**Full Name:** Connor Robert Capece

**Parents:** Laurie and Kevin Capece

**Major:** Undeclared

**Siblings:** Campbell, Cooper and Kyle

### 2019-23 (Gross Catholic HS)

- Capece earned a combined seven letters in baseball (three), football (two) and basketball (two) as a Cougar.
- Selected First Team All-State (*Lincoln Journal Star & Omaha World-Herald*) following both his junior and senior seasons, Connor was the captain of the All-Nebraska Team in 2023 (*Omaha World-Herald*).
- He helped lead Gross Catholic to consecutive district championships in 2021 and 2022 as well as the NSAA Semifinals in 2022.
- Off the diamond Connor graduated with honors, finishing with a GPA above 3.5.

### Getting to Know Connor

- Preferred Omaha Restaurant: Cheddars
- Favorite MLB Team: New York Yankees
- Go to Gameday Snack: Beef Jerky
- Country, Rap or Rock: Country
- Favorite Baseball Movie: *Field of Dreams*
- Who is Creighton's Baseball Rival: Nebraska
- BIG EAST City You Want to Travel To: New York City, N.Y.
- Baseball runs deep in the Capece family as his father (Kevin) played at Briar Cliff, while his brother (Kyle) is currently on the Briar Cliff squad.



## 3 • Matt Scherrman

Gr. • INF • 6-2 • 210 • R/R  
Wheaton, Illinois (Wheaton Warrenville South HS/UW-Oshkosh)

**Full Name:** Matthew John Scherrman

**Parents:** Tricia and John Schermann

**Undergrad Degree:** Supply Chain Management

**Siblings:** Molly and Luke

**Grad Work:** Organizational Leadership

### 2020-23 (UW-Oshkosh)

- Appearing in 128 games with the Titans, Matt led UW-Oshkosh to a Wisconsin Intercollegiate Athletic Conference postseason bid four times.
- Matt closed his Titans career with 24 home runs, .366 average and 156 RBI.
- A two-time WIAC First Team selection, he was Third Team All-American in 2023 as he hit .427 with a .720 slugging percentage in 40 games.
- Scherrman was also stellar in the field, earning a spot on the 2023 All-Region defensive team.

### 2015-19 (Wheaton Warrenville South HS)

- Scherrman earned a combined nine letters in baseball (three), basketball (four) and football (two) as a Tiger.
- A two-time All-Dukane Conference First Team selection, Scherrman was the 2019 Red Grange Male Athlete of the Year.
- He guided the Tigers to a regional runner-up finish in 2019.

### Getting to Know Matt

- Preferred Omaha Restaurant: Old Mattress Factory
- Favorite MLB Team: Chicago Cubs
- Go to Gameday Snack: Trail Mix
- Country, Rap or Rock: Rap
- Favorite Baseball Movie: *Field of Dreams*
- Who is Creighton's Baseball Rival: Nebraska
- BIG EAST City You Want to Travel To: New York City, N.Y.
- Scherrman's mother (Tricia) played volleyball, while his father (John) played baseball at Loras College.
- His grandpa played baseball at St. Mary's in Minnesota and then professionally for the Washington Senators farm system.

### Scherrman's Career Statistics (2020-23 at UW-Oshkosh)

Year	AVG	GP	AB	R	H	2B	3B	HR	RBI	SLG%	BB	HBP	SO	GDP	OB%	SF	SH	SB-ATT	PO	A	E	FLD%
2020	.208	6-6	24	2	5	1	0	0	0	.250	1	1	5	0	.269	0	0	2-2	7	20	2	.931
2021	.326	39-39	138	34	45	15	1	7	46	.601	24	4	20	0	.601	3	2	12-13	52	82	9	.937
2022	.365	43-43	170	45	62	19	5	8	56	.676	15	9	25	0	.676	6	1	11-14	65	92	18	.897
2023	.427	40-40	157	44	67	17	1	9	54	.720	22	6	22	1	.720	5	0	11-14	61	100	9	.953
<b>Total</b>	<b>.366</b>	<b>128-128</b>	<b>489</b>	<b>125</b>	<b>179</b>	<b>52</b>	<b>7</b>	<b>24</b>	<b>156</b>	<b>.648</b>	<b>62</b>	<b>20</b>	<b>72</b>	<b>1</b>	<b>.648</b>	<b>14</b>	<b>3</b>	<b>36-43</b>	<b>185</b>	<b>294</b>	<b>38</b>	<b>.926</b>



# Newcomers Profiles



## 4 • Teddy Deters

Jr. • OF • 6-2 • 210 • R/R  
Orono, Minnesota (Orono HS/Xavier)

**Full Name:** Theodore James Deters

**Parents:** Kelly and Jeff Deters

**Major:** Finance

**Siblings:** Haley, Hannah and Tommy

### 2022-23 (Xavier)

- Over two seasons at Xavier, Deters appeared in 26 games with nine starts.
- During the 2023 season he hit .316 with 12 hits, two home runs and 10 RBI.
- Teddy was flawless in the field with 14 chances over two seasons

### 2018-21 (Orono HS)

- A four-year letterwinner in both baseball and football for the Spartans, Deters was his squad's Defensive MVP as a sophomore and named Metro West All-Conference as a senior.
- Deters was the Spartans starting quarterback as a junior and senior.

### Getting to Know Teddy

- Preferred Omaha Restaurant: Texas de Brazil
- Favorite MLB Team: Minnesota Twins
- Go to Gameday Snack: Pretzels
- Country, Rap or Rock: Country
- Favorite Baseball Movie: *Moneyball*
- Who is Creighton's Baseball Rival: Connecticut
- BIG EAST City You Want to Travel To: Cincinnati, Ohio
- Teddy's brother (Tommy) and Dad (Jeff) played Division III football at St. John's University (Minnesota).

### Deters' Career Statistics (2022-23 at Xavier)

Year	AVG	GP-GS	AB	R	H	2B	3B	HR	RBI	SLG%	BB	HBP	SO	GDP	OB%	SF	SH	SB-ATT	PO	A	E	FLD%
2022	.300	7-1	10	0	3	1	0	0	0	.400	0	0	6	0	.300	0	0	0-0	4	1	0	1.000
2023	.316	19-8	38	11	12	1	1	2	10	.553	4	0	13	2	.372	1	0	0-0	8	1	0	1.000
<b>Total</b>	<b>.313</b>	<b>26-9</b>	<b>48</b>	<b>11</b>	<b>15</b>	<b>2</b>	<b>1</b>	<b>2</b>	<b>10</b>	<b>.521</b>	<b>4</b>	<b>0</b>	<b>19</b>	<b>2</b>	<b>.358</b>	<b>1</b>	<b>0</b>	<b>0-0</b>	<b>12</b>	<b>2</b>	<b>0</b>	<b>1.000</b>



## 5 • Sam Vomhof

Gr. • INF • 6-3 • 200 • L/R  
DeForest, Wisconsin (DeForest HS/UW-Whitewater)

**Full Name:** Samuel David Vomhof

**Parents:** Kristin and David Vomhof

**Undergrad Degree:** Business management

**Siblings:** Brett and Nate

**Graduate Work:** Sports Leadership

### 2020-23 (at UW-Whitewater)

- Over four seasons with the Warhawks, Vomhof hit .404 in 101 games.
- He closed his UW-Whitewater career with 155 hits, 86 RBI, a combined 43 extra-base hits and 25 stolen bases, earning 96 starts
- Sam earned All-WIAC First Team honors in 2022 and 2021. Despite limited time in 2023 (17 games), Vomhof hit .467 with 23 hits and 22 RBI, posting a .760 slugging percentage in 75 at-bats.
- He was an ABCA All-Midwest Region Third Team selection in 2021, hitting .400 over 41 games.
- Off the diamond Sam was equally impressive, earning a spot on the WIAC Scholastic Honor Roll in 2020 and 2021.

### 2016-19 (at DeForest HS)

- Sam collected 12 combined letters in baseball (four), basketball (four) and football (four) with the Norskies.

### Getting to Know Sam

- Preferred Omaha Restaurant: Old Mattress Factory
- Favorite MLB Team: Milwaukee Brewers
- Go to Gameday Snack: Sour Patch Kids
- Country, Rap or Rock: Rap
- Favorite Baseball Movie: *Benchwarmers*
- Who is Creighton's Baseball Rival: Nebraska
- BIG EAST City You Want to Travel To: New York City, N.Y.

### Vomhof's Career Statistics (2020-23 at UW-Whitewater)

Year	AVG	GP	AB	R	H	2B	3B	HR	RBI	SLG%	BB	HBP	SO	GDP	OB%	SF	SH	SB-ATT	PO	A	E	FLD%
2020	.000	1-0	0	0	0	0	0	0	0	.000	0	0	0	0	.000	0	0	0-0	0	0	0	.000
2021	.400	41-37	140	37	56	9	5	1	32	.557	18	1	21	4	.457	5	2	9-11	63	69	6	.957
2022	.379	42-42	169	38	64	11	0	4	32	.515	20	4	27	1	.447	4	1	12-14	50	67	5	.959
2023	.467	17-17	75	23	35	8	1	4	22	.760	3	0	11	0	.481	1	0	4-5	18	28	4	.920
<b>Total</b>	<b>.404</b>	<b>101-96</b>	<b>384</b>	<b>98</b>	<b>155</b>	<b>28</b>	<b>6</b>	<b>9</b>	<b>86</b>	<b>.578</b>	<b>41</b>	<b>5</b>	<b>59</b>	<b>5</b>	<b>.457</b>	<b>10</b>	<b>3</b>	<b>25-30</b>	<b>131</b>	<b>164</b>	<b>15</b>	<b>.952</b>

# Newcomers Profiles



## 13 • Jack Pineau

Fr. • RHP • 6-0 • 185 • R/R  
Thunder Bay, Ontario, Canada (St. Ignatius HS)

**Full Name:** John Sommerville Pineau

**Parents:** Kim and Dave Pineau

**Major:** Undeclared

**Siblings:** Alex and Emma

### 2019-23 (St. Ignatius HS)

- Jack earned eight letters in hockey (four), basketball (one), cross country (one), track (one) and volleyball (one) as a Falcon. St. Ignatius did not offer baseball.
- Pineau instead played baseball for Pro 5 Academy in Canada.
- A distinguished athlete, Jack was an OHL draft pick on the ice and a member of Team Canada's U18 squad.
- A four-time honor roll recipient, Pineau was also the freshman Athlete of the Year for St. Ignatius.

### Getting to Know Jack

- Preferred Omaha Restaurant: Texas de Brazil
- Favorite MLB Team: New York Yankees
- Go to Gameday Snack: Peanut Butter and Jelly Sandwich
- Country, Rap or Rock: Country
- Favorite Baseball Movie: *Moneyball*
- Who is Creighton's Baseball Rival: Xavier
- BIG EAST City You Want to Travel To: Washington, D.C.
- Jack's is the fourth member of his family to play collegiate sports as his grandfather played Hockey for the University of Manitoba, his father (Dave) played basketball at Lakehead University and his brother (Alex) played hockey for Brown.
- Jack was also a bat boy at the 2017 World Baseball Classic.



## 14 • Shea Wendt

Fr. • RHP • 6-1 • 205 • R/R  
Blair, Neb. (Blair HS)

**Full Name:** Shea Everett Wendt

**Parents:** Chris and Ryan Wendt

**Major:** Undeclared

**Siblings:** Beau and Nicky

### 2019-23 (Blair HS)

- Wendt earned a combined 10 letters in baseball (three), football (four) and basketball (three) with the Bears.
- Shea was a two-time All-State selection by the *Lincoln Journal Star* after both his junior and senior seasons.
- He was also earned All-Nebraska honors from the *Omaha World-Herald* following the 2023 season.
- Wendt hit .338 in 2023 with four home runs and 21 RBI.
- He made seven pitching appearances, finishing with a 2.25 ERA and 54 strikeouts.

### Getting to Know Shea

- Preferred Omaha Restaurant: Old Mattress Factory
- Favorite MLB Team: New York Yankees
- Go to Gameday Snack: Beef Jerky
- Country, Rap or Rock: Country
- Favorite Baseball Movie: *Major League*
- Who is Creighton's Baseball Rival: Nebraska
- BIG EAST City You Want to Travel To: New York
- Both Shea's mother (Chris) and father (Ryan) played at the collegiate level. His mom played volleyball at Nebraska-Kearney, while his dad played baseball at Mount Marty.



# Newcomers Profiles



## 17 • Will MacLean

Jr. • INF • 6-2 • 205 • L/L  
Exeter, N.H. (St. Thomas Aquinas HS/Massachusetts)

**Full Name:** William Peter MacLean

**Parents:** Amy and Craig MacLean

**Major:** Communications

**Siblings:** Benjamin and Matthew

### 2022-23 (Massachusetts)

- MacLean appeared in 90 games during his two seasons at UMass, earning 85 starts and hitting a combined .308 with 103 hits.
- Will blasted six home runs in both 2022 and 2023, delivering 65 RBI over the two seasons.
- During his sophomore campaign he started all 48 games for the Minutemen, splitting time between first base and outfield.
- He posted the longest reached base streak of 33 straight contests and had a 16-game hit streak in 2023.
- A member of the Atlantic 10 All-Rookie Team in 2022, MacLean registered a .321 batting average and led the team with 39 RBI.

### 2018-21 (St. Thomas Aquinas HS)

- Will earned 12 letters in baseball, football and hockey with the Saints.
- Selected All-State in his junior season, MacLean was a team captain for baseball, football and hockey in his senior year.
- He was named football Team MVP and to All-State for hockey and in the classroom was a member of the National Honor Society.

### Getting to Know Will

- Preferred Omaha Restaurant: J Gilberts
- Favorite MLB Team: Boston Red Sox
- Go to Gameday Snack: Reign and Snickers
- Country, Rap or Rock: Country
- Favorite Baseball Movie: *The Sandlot*
- Who is Creighton's Baseball Rival: Connecticut
- BIG EAST City You Want to Travel To: New York City, N.Y.
- Will's mother (Amy) played softball and volleyball at Bowdoin College, while his brother (Ben) played one year of football at Colby College.

### MacLean's Career Statistics (2022-23 at Massachusetts)

Year	AVG	GP-GS	AB	R	H	2B	3B	HR	RBI	SLG%	BB	HBP	SO	GDP	OB%	SF	SH	SB-ATT	PO	A	E	FLD%
2022	.321	42-37	134	34	43	8	1	6	39	.530	27	6	23	0	.447	3	1	5-6	197	8	4	.981
2023	.300	48-48	200	31	60	8	3	6	26	.460	14	8	28	1	.369	0	0	5-7	295	34	4	.988
<b>Total</b>	<b>.308</b>	<b>90-85</b>	<b>334</b>	<b>65</b>	<b>103</b>	<b>16</b>	<b>4</b>	<b>12</b>	<b>65</b>	<b>.488</b>	<b>41</b>	<b>14</b>	<b>51</b>	<b>1</b>	<b>.403</b>	<b>3</b>	<b>1</b>	<b>10-13</b>	<b>492</b>	<b>42</b>	<b>8</b>	<b>.985</b>



## 18 • Jimmy Burke

Jr. • RHP • 6-5 • 190 • R/R  
Orland Park, Ill. (Carl Sandburg HS/South Suburban CC)

**Full Name:** James Thomas Burke Jr.

**Parents:** Jeannie and Jim Burke

**Major:** Computer Science

**Siblings:** Allison and Kate

### 2022-23 (South Suburban CC)

- Burke saw time in 27 games while playing for the Bulldogs, all starts.
- He logged a combined 161 innings over two seasons, notching 129 strikeouts and a 3.91 ERA.
- Burke helped South Suburban become the District Runner-Up in 2023.
- He was Region 4 MVP as a freshman year and an NJCAA All-American nominee.

### 2018-21 (Carl Sandburg HS)

- Jimmy earned three letters with the Eagles in baseball (one) and hockey (two).
- Burke claimed the Pitcher of the Year at Carl Sandburg.

### Getting to Know Jimmy

- Preferred Omaha Restaurant: Lula
- Favorite MLB Team: Chicago White Sox
- Go to Gameday Snack: Honey Roasted Peanuts
- Country, Rap or Rock: Rap
- Favorite Baseball Movie: *Bull Durham*
- Who is Creighton's Baseball Rival: Nebraska
- BIG EAST City You Want to Travel To: Washington, D.C.

### Burke's Career Statistics (2022-23 at South Suburban CC)

Year	W-L	ERA	APP	GS	CG	SHO	SV	IP	H	R	ER	BB	SO	2B	3B	HR	OppBA	WP	HBP	BK
2022	10-1	4.62	13	13	4	1/0	0	74.0	79	47	38	25	59	0	0	8	.273	2	4	0
2023	5-5	3.31	14	14	3	2/0	0	87.0	86	50	32	25	70	0	0	8	.254	3	7	0
<b>Total</b>	<b>15-6</b>	<b>3.91</b>	<b>27</b>	<b>27</b>	<b>7</b>	<b>3/0</b>	<b>0</b>	<b>161.0</b>	<b>165</b>	<b>97</b>	<b>70</b>	<b>50</b>	<b>129</b>	<b>0</b>	<b>0</b>	<b>16</b>	<b>.262</b>	<b>5</b>	<b>11</b>	<b>0</b>

# Newcomers Profiles



## 23 • Parker Primeaux

Gr. • RHP • 5-8 • 155 • R/R  
Lake Charles, La. (Welsh HS/Centenary College)

**Full Name:** Parker Anthony Primeaux

**Parents:** Robin Gates and Troy Primeaux

**Undergrad Degree:** Business Administration

**Grad Work:** Organizational Leadership

**Siblings:** Logan and Luke

### 2020-23 (Centenary College)

- A two-time ABCA/Rawlings All-Region Second Team selection (2023 and 2021), Primeaux led the nation with 10 saves during the 2021 season.
- Parker tossed a combined 234 innings at Centenary, notching 217 strikeouts while building a 20-10 record and a 3.22 ERA.

### 2016-19 (Welsh HS)

- Parker earned a combined eight letters in baseball (four), basketball (two), football (one) and tennis (one) at Welsh HS.
- Individually he earned All-District, All-Parish, All-Southwest Louisiana, All-Parish Pitcher of the Year and All-State honors.
- Primeaux guided Welsh HS to a Louisiana Class 2A runner-up finish.

### Getting to Know Parker

- Preferred Omaha Restaurant: Mouth of the South
- Favorite MLB Team: Houston Astros
- Go to Gameday Snack: Ice Cream
- Country, Rap or Rock: Rap
- Favorite Baseball Movie: 42
- Who is Creighton's Baseball Rival: Connecticut
- BIG EAST City You Want to Travel To: New York City, N.Y.
- Parker's grandfather (Edward Cormier) played four years of baseball and football at McNeese State, while his father (Troy) played professional baseball overseas in Guam.

### Primeaux's Career Statistics (2020-23 at Centenary)

Year	W-L	ERA	APP	GS	CG	SHO	SV	IP	H	R	ER	BB	SO	2B	3B	HR	OppBA	WP	HBP	BK
2020	0-0	32.40	3	0	0	0/0	0	1.2	8	6	6	1	3	2	0	0	.625	0	1	0
2021	3-4	3.22	27	0	0	0/0	10	64.1	56	28	23	20	58	7	0	2	.237	1	8	2
2022	9-6	4.09	22	8	2	1/0	3	83.2	73	46	38	20	81	18	0	4	.234	7	17	2
2023	8-0	2.13	19	9	3	1/0	3	84.1	77	28	20	24	75	11	1	3	.243	0	9	3
<b>Total</b>	<b>20-10</b>	<b>3.35</b>	<b>71</b>	<b>17</b>	<b>5</b>	<b>2/0</b>	<b>16</b>	<b>234.0</b>	<b>214</b>	<b>108</b>	<b>87</b>	<b>65</b>	<b>217</b>	<b>38</b>	<b>1</b>	<b>9</b>	<b>.239</b>	<b>8</b>	<b>35</b>	<b>7</b>



## 27 • Andrew Rakow

Fr. • LHP • 6-1 • 215 • L/L  
Brooklyn Park, Minn. (Champlin Park HS)

**Full Name:** Andrew David Rakow

**Parents:** Ann and Dave Rakow

**Major:** Exercise Science

**Sibling:** Janice

### 2019-23 (Champlin Park HS)

- Rakow collected four combined letters in baseball (three) and football (one) with the Rebels.
- Andrew helped lead Champlin Park HS to the 2023 Northwest Suburban Conference Championship.
- Rakow collected a long list of individual honors as a Rebel including MVP honors in 2022 and 2023, three All-Northwest Suburban accolades and 2023 All-State recognition.
- In the classroom he graduated with honors.

### Getting to Know Andrew

- Preferred Omaha Restaurant: Coneflower
- Favorite MLB Team: Minnesota Twins
- Go to Gameday Snack: Trollis
- Country, Rap or Rock: Country
- Favorite Baseball Movie: *Little Big League*
- Who is Creighton's Baseball Rival: Nebraska
- BIG EAST City You Want to Travel To: New York City, N.Y.
- Andrew's uncle (Jerry Koosman) played professional baseball for the New York Mets, Philadelphia Phillies, Minnesota Twins and Chicago White Sox from 1967-85.



# Newcomers Profiles



## 29 • Eli Nissen

Fr. • LHP • 5-10 • 200 • L/L  
Minot, N.D. (Minot HS)

**Full Name:** Eli Anthony Nissen

**Parents:** Amy and Ron Nissen

**Major:** Exercise Science

**Sibling:** Emma

### 2019-23 (Minot HS)

- Eli earned two letters in baseball with the Magicians.
- He earned the 2023 North Dakota Gatorade Player of the Year.
- Nissen guided the Magicians to the Western Dakota Association State Tournament, compiling a 4-0 record with a 0.00 ERA, holding opposing batters to a .057 average. He fanned 50 hitters in 22 innings, including a 17-strikeout perfect game against Bismarck.
- The top prospect in the Class of 2023 according to *Perfect Game*, Nissen also played for the FTB Phillies 2023 American Scout Team in Sanford, Florida.
- A member of both Minot's Honor Society and Student Council, Nissen also volunteered as a church usher and on behalf of Special Olympics baseball.
- In the classroom Nissen delivered a 4.0 GPA.

### Getting to Know Eli

- Preferred Omaha Restaurant: Old Mattress Factory
- Favorite MLB Team: Minnesota Twins
- Go to Gameday Snack: Peanut Butter Sandwich
- Country, Rap or Rock: Country
- Favorite Baseball Movie: *Field of Dreams*
- Who is Creighton's Baseball Rival: Connecticut
- BIG EAST City You Want to Travel To: New York City, N.Y.



## 31 • Chad Saner Jr.

Gr. • RHP • 6-2 • 205 • R/R  
Springfield, Ill. (Lanphier HS/Illinois-Springfield)

**Full Name:** Chad Everett Saner Jr.

**Parents:** April and Chad Saner

**Undergrad Degree:** Business Administration

**Grad Work:** Finance

### 2020-23 (Illinois-Springfield)

- In four years at Illinois-Springfield, Saner tossed a combined 131.2 innings with a 14-1 record and a combined ERA of 3.08.
- He recorded 157 strikeouts and held opponents to a .207 batting average. His best season came in 2021, posting an 8-0 record in 12 starts.
- Chad was named First Team All-Region in 2021, ranking eighth in NCAA Division II in hits allowed per nine innings.
- Saner tossed the second no-hitter in program history against Southwest Baptist in 2021.
- He helped guide the Prairie Stars to the 2022 DII College World Series, with three total Regional appearances and two Super Regionals.

### 2016-19 (Lanphier HS)

- Chad earned four combined letters at Lanphier in baseball.
- A three-time all-conference selection Saner recorded 110 strikeouts and had a 1.36 ERA while pitching for the Lions.

### Getting to Know Chad

- Preferred Omaha Restaurant: Coneflower
- Favorite MLB Team: St. Louis Cardinals
- Go to Gameday Snack: Protein Bar
- Country, Rap or Rock: Country
- Favorite Baseball Movie: *Major League*
- Who is Creighton's Baseball Rival: Connecticut
- Best BIG EAST City: New York City, N.Y.

### Saner's Career Statistics (2020-23 at Illinois-Springfield)

Year	W-L	ERA	APP	GS	CG	SHO	SV	IP	H	R	ER	BB	SO	2B	3B	HR	OppBA	WP	HBP	BK
2020	0-0	0.00	4	0	0	0/0	1	2.1	0	0	0	2	5	0	0	0	.000	0	0	0
2021	8-0	2.13	12	12	1	0/0	0	55.0	33	16	13	19	62	7	0	4	.173	2	2	1
2022	0-0	27.00	1	1	0	0/0	0	1.0	3	3	3	0	1	0	1	1	.500	0	0	0
2023	6-1	3.56	14	14	1	1/0	0	73.1	62	35	29	24	89	18	3	11	.225	5	8	1
<b>Total</b>	<b>14-1</b>	<b>3.08</b>	<b>31</b>	<b>27</b>	<b>2</b>	<b>1/0</b>	<b>1</b>	<b>131.2</b>	<b>98</b>	<b>54</b>	<b>45</b>	<b>45</b>	<b>157</b>	<b>25</b>	<b>4</b>	<b>16</b>	<b>.205</b>	<b>7</b>	<b>10</b>	<b>2</b>

# Newcomers Profiles



## 32 • Braden Gluth

Jr. • RHP • 6-3 • 220 • R/R

Santa Teresa, N.M. (Santa Teresa HS/Eastern Arizona CC)

**Full Name:** Braden Perry Gluth

**Parents:** Joann and Alan Gluth

**Major:** Economics

**Siblings:** Collin, Peyton and Preston

### 2022-23 (Eastern Arizona CC)

- In two seasons with the Fighting Gila Monsters, Gluth built a 12-8 record with 130 strikeouts in 125.1 innings and 25 appearances.
- He tossed five complete games with a 9-2 mark during 2023 with a 2.52 ERA.

### 2018-21 (Santa Teresa HS)

- Braden earned six letters as a Desert Warrior in baseball (four) and football (two).

### Getting to Know Braden

- Preferred Omaha Restaurant: Old Mattress Factory
- Favorite MLB Team: Arizona Diamondbacks
- Go to Gameday Snack: Corn Nuts
- Country, Rap or Rock: Rock
- Favorite Baseball Movie: *Moneyball*
- Who is Creighton's Baseball Rival: Connecticut
- Best BIG EAST City: Cincinnati, Ohio

### Gluth's Career Statistics (2022-23 at Eastern Arizona CC)

Year	W-L	ERA	APP	GS	CG	SHO	SV	IP	H	R	ER	BB	SO	2B	3B	HR	OppBA	WP	HBP	BK
2022	3-6	5.33	13	11	1	0/0	0	54.0	52	43	32	20	64	1	0	0	.251	1	6	0
2023	9-2	2.52	12	12	5	4/0	0	71.1	65	22	20	21	66	0	0	0	.279	0	7	0
<b>Total</b>	<b>12-8</b>	<b>3.73</b>	<b>25</b>	<b>23</b>	<b>6</b>	<b>4/0</b>	<b>0</b>	<b>125.1</b>	<b>117</b>	<b>65</b>	<b>52</b>	<b>41</b>	<b>130</b>	<b>1</b>	<b>0</b>	<b>0</b>	<b>.266</b>	<b>1</b>	<b>13</b>	<b>0</b>



## 37 • Jackson Brenna

Jr. • LHP • 6-1 • 225 • L/L

Waddell, Ariz. (Shadow Ridge HS/Paradise Valley CC)

**Full Name:** Jackson Todd Brenna

**Parents:** Kristin and Todd Brenna

**Major:** Economics

**Siblings:** Joey and Riley

### 2022-23 (Paradise Valley CC)

- In two seasons with the Pumas, Brenna tossed a combined 130.2 innings, recording 131 strikeouts.
- Over two seasons he made 28 appearances, all out of the bullpen.

### 2018-21 (Shadow Ridge HS)

- Jackson was a four-time letterwinner in baseball.
- During high school Brenna earned a *Perfect Game* World Series Championship and the WWBA Championship.

### Getting to Know Jackson

- Preferred Omaha Restaurant: Flight Deck
- Favorite MLB Team: Los Angeles Dodgers
- Go to Gameday Snack: Gummy Bears
- Country, Rap or Rock: Rock
- Favorite Baseball Movie: *Little Big League*
- Who is Creighton's Baseball Rival: Connecticut
- Best BIG EAST City: Cincinnati, Ohio
- Jackson's father (Todd) played baseball and basketball at Minnesota State.

### Brenna's Career Statistics (2022-23 at Paradise Valley CC)

Year	W-L	ERA	APP	GS	CG	SHO	SV	IP	H	R	ER	BB	SO	2B	3B	HR	OppBA	WP	HBP	BK
2022	4-8	4.95	15	0	0	0/0	0	67.1	65	50	37	46	73	0	0	6	.256	2	18	0
2023	2-4	4.97	13	0	0	0/0	0	63.1	69	48	35	36	58	0	0	4	.284	8	10	0
<b>Total</b>	<b>6-12</b>	<b>4.96</b>	<b>28</b>	<b>0</b>	<b>0</b>	<b>0/0</b>	<b>0</b>	<b>130.2</b>	<b>134</b>	<b>98</b>	<b>72</b>	<b>82</b>	<b>131</b>	<b>0</b>	<b>0</b>	<b>10</b>	<b>.270</b>	<b>10</b>	<b>28</b>	<b>0</b>



# Newcomers Profiles



## 38 • Noah Klein

Fr. • RHP • 6-0 • 220 • R/R  
Wilmette, Ill. (Loyola Academy)

**Full Name:** Noah Robert Klein

**Parents:** Jenna and Henry Klein

**Major:** Finance

**Siblings:** Liesel and Sela

### 2019-23 (Loyola Academy)

- Noah earned a combined four letters in baseball (two) and basketball (two) while playing for the Ramblers.
- Klein earned the Baseball Offensive Player of the Year in 2023 for Loyola.

### Getting to Know Noah

- Preferred Omaha Restaurant: Upstream
- Favorite MLB Team: Chicago Cubs
- Go to Gameday Snack: Banana
- Country, Rap or Rock: Country
- Favorite Baseball Movie: *Field of Dreams*
- Who is Creighton's Baseball Rival: Connecticut
- Best BIG EAST City: Washington, D.C.
- Noah's father (Henry) played football at Cornell University



## 39 • Casey Trapp

Gr. • LHP • 5-10 • 200 • L/L  
Blaine, Minn. (Centennial HS/ St. John's University (Minn.))

**Full Name:** Casey David Trapp

**Parents:** Toni Trapp and Jeff Mold

**Undergrad Degree:** Biology & Exercise Science

**Siblings:** Devin and Justin

**Grad Work:** Medical Sciences

### 2020-23 (St. John's University)

- Over four seasons with St. John's University, Trapp tossed a combined 173.2 innings.
- He made 41 appearances, including 29 starts, notching 172 strikeouts and limiting opponents to a .252 average.
- Casey claimed a spot on the All-MIAC squad in 2022, recording a 5-1 mark.

### 2016-19 (Centennial HS)

- Casey earned two letters in baseball with the Cougars and two more with basketball.

### Getting to Know Casey

- Preferred Omaha Restaurant: Pitch
- Favorite MLB Team: Minnesota Twins
- Go to Gameday Snack: Energy Drink
- Country, Rap or Rock: Country
- Favorite Baseball Movie: *Major League*
- Who is Creighton's Baseball Rival: Nebraska
- Best BIG EAST City: Storrs, Conn.
- His father (Jeff Mold) played baseball at Western Kentucky and in the Kansas City Royals minor league system.

### Trapp's Career Statistics (2020-23 at St. John's University (Minn.))

Year	W-L	ERA	APP	GS	CG	SHO	SV	IP	H	R	ER	BB	SO	2B	3B	HR	OppBA	WP	HBP	BK
2020	0-0	7.20	2	1	0	0/0	0	5.0	3	4	4	1	5	1	0	0	.188	2	2	0
2021	2-5	2.53	15	9	1	0/0	0	57.0	49	25	16	21	61	7	1	3	.228	1	9	0
2022	5-1	3.63	14	11	5	2/0	1	74.1	64	35	30	27	73	16	1	1	.234	6	11	0
2023	3-3	6.51	10	8	0	0/0	0	37.1	51	40	27	27	33	6	2	4	.323	5	9	0
<b>Total</b>	<b>10-9</b>	<b>3.99</b>	<b>41</b>	<b>29</b>	<b>6</b>	<b>2/0</b>	<b>1</b>	<b>173.2</b>	<b>167</b>	<b>104</b>	<b>77</b>	<b>76</b>	<b>172</b>	<b>30</b>	<b>4</b>	<b>8</b>	<b>.252</b>	<b>14</b>	<b>31</b>	<b>0</b>

# Newcomers Profiles



## 40 • Duke Coborn

Gr. • RHP • 6-2 • 195 • R/R

North St. Paul, Minn. (St. Thomas Academy/St. Thomas (Minn.))

**Full Name:** Duke John Coborn Jr.

**Parents:** Amy and Duke Coborn

**Undergrad Degree:** Marketing

**Sibling:** Willy

**Grad Work:** Business Intelligence & Analytics

### 2020-23 (St. Thomas)

- Duke appeared in 34 games with the Tommies and started 14 of those contests, tossing a total of 127.1 innings with 118 strike outs.
- Over four seasons Coborn built a 10-9 record for the Tommies.
- He earned All-Minnesota Intercollegiate Athletic Conference in 2021.

### 2016-19 (St. Thomas Academy)

- Coborn earned a combined six letters in baseball (three) and swimming as a Cadet.
- He helped lead the Cadets to the State Consolation Championships in 2017 before earning the State Championship title in 2019.
- Duke was a three-time All-MSHSL (Minnesota State High School League) selection and earned All-Tournament Team in 2019.

### Getting to Know Duke

- Preferred Omaha Restaurant: Spencer's
- Favorite MLB Team: Minnesota Twins
- Go to Gameday Snack: Gummy Worms
- Country, Rap or Rock: Rap
- Favorite Baseball Movie: *Benchwarmers*
- Who is Creighton's Baseball Rival: Nebraska
- Best BIG EAST City: New York City, N.Y.
- Duke's brother Willy Coborn swims at the University of St. Thomas

### Coborn's Career Statistics (2020-23 at St. Thomas)

Year	W-L	ERA	APP	GS	CG	SHO	SV	IP	H	R	ER	BB	SO	2B	3B	HR	OppBA	WP	HBP	BK
2020	0-0	0.00	1	0	0	0/0	0	1.0	0	0	0	1	1	0	0	0	.000	0	0	0
2021	5-1	3.13	10	8	3	1/0	0	54.2	46	24	19	13	48	6	0	2	.227	3	6	1
2022	3-3	4.70	13	4	0	0/0	1	38.1	37	22	20	17	38	9	1	7	.359	2	3	0
2023	2-5	6.21	11	2	0	0/0	0	33.1	46	27	23	14	31	3	3	2	.222	2	5	2
<b>Total</b>	<b>10-9</b>	<b>4.38</b>	<b>35</b>	<b>14</b>	<b>3</b>	<b>1/0</b>	<b>1</b>	<b>127.1</b>	<b>129</b>	<b>73</b>	<b>62</b>	<b>45</b>	<b>118</b>	<b>18</b>	<b>4</b>	<b>11</b>	<b>.265</b>	<b>7</b>	<b>14</b>	<b>3</b>



## 46 • Mason McCurdy

Fr. • C • 5-10 • 195 • R/R

Lake Elmo, Minn. (Stillwater HS)

**Full Name:** Mason James McCurdy

**Parents:** Jennifer and Andy McCurdy

**Major:** Undeclared

**Siblings:** Kaitlin and Nolan

### 2019-23 (Stillwater HS)

- McCurdy collected four letters in baseball and two in basketball with the Ponies.
- He was a Minnesota Mr. Baseball Finalist, *Pioneer Press* Player of the Year Finalist in 2023 and All-State selection in 2023 as well as 2022.
- In addition, Mason was a two-time All-Suburban East selection (2022 & 2023).
- He helped guide Stillwater HS to the 2022 4A State Championship, the 2021 and 2022 Section Championship, 2021 and 2022 Suburban East Conference Championship.

### Getting to Know Mason

- Preferred Omaha Restaurant: Old Mattress Factory
- Favorite MLB Team: Minnesota Twins
- Go to Gameday Snack: Cheeze Its
- Country, Rap or Rock: Country
- Favorite Baseball Movie: *The Sandlot*
- Who is Creighton's Baseball Rival: Connecticut
- Best BIG EAST City: Storrs, Conn.
- Mason's sister (Kaitlin) graduated from Creighton.



# 2024 Opponents



# Opponents Information

<b>Team (2023 Record)</b>	<b>Gamedays (Location)</b>	<b>Head Coach</b>	<b>Baseball Twitter</b>
Coppin State Eagles (21-31) SID: Steven Kramer	February 16-18 (Baltimore, Md.)	Sherman Reed	@coppin_baseball
Houston Christian Huskies (11-37) SID: Parker Rodgers	February 23 (Sugar Land, Texas)	Lance Berkman	@HCUHuskiesBSB
UTSA Roadrunners (38-19) SID: Alma Solís	February 24 (Sugar Land, Texas)	Pat Hallmark	@UTSABSB
UIC Flames (28-25) SID: AJ Schraffenberger	February 25 (Sugar Land, Texas)	Sean McDermott	@UIC_Baseball
Air Force Falcons (28-31) SID: Nick Cicere	March 1 (Sugar Land, Texas)	Mike Kazlausky	@AF_Baseball
Louisiana Tech Bulldogs (28-31) SID: Branford Clay	March 2 (Sugar Land, Texas)	Lane Burroughs	@LATechBSB
Army Black Knights (38-18) SID: Emily Swanson	March 3 (Sugar Land, Texas)	Chris Tracz	@ArmyWP_Baseball
UMass Lowell (20-35) SID: Dan Kastner	<b>March 5-6 (Omaha, Neb.)</b>	Nick Barese	@RiverHawkBB
Portland Pilots (31-23) SID: Kyle Garcia	<b>March 8-10 (Omaha, Neb.)</b>	Geoff Loomis	@PortlandBSB
Omaha Mavericks (21-28) SID: Zach Levine	<b>March 12 (Omaha, Neb.)</b> April 9 (Omaha, Neb.) <b>May 14 (Omaha, Neb.)</b>	Evan Porter	@OmahaBSB
San Francisco Dons (18-29) SID: Henry Golden	<b>March 15-17 (Omaha, Neb.)</b>	Rob DiToma	@SFDonsBaseball
South Dakota State Jackrabbits (24-28) SID: Jason Hove	<b>March 19 (Omaha, Neb.)</b>	Rob Bishop	@GoJacksBaseball
Stanford Cardinal (44-20) SID: Tyler Geivett	March 23-25 (Palo Alto, Calif.)	David Esquer	@StanfordBSB
Charleston Southern (22-28) SID: Michael Causey	March 29-30 (Charleston, S.C.)	Marc MacMillan	@CSUBucsBaseball
Nebraska Huskers (33-23-1) SID: Jared Meister	<b>April 2 (Omaha, Neb.)</b> April 16 (Lincoln, Neb.) <b>April 30 (Omaha, Neb.)</b>	Will Bolt	@Husker_Baseball
North Dakota State Bison (23-30) SID: Kevin Davis	<b>April 3 (Omaha, Neb.)</b>	Tyler Oakes	@NDSUbaseball
Butler Bulldogs (12-43) SID: Kit Stetzel	<b>April 5-7 (Omaha, Neb.)</b>	Blake Beemer	@ButlerUBaseball
Xavier Musketeers (39-25) SID: Hayley Schletker	April 12-14 (Cincinnati, Ohio)	Billy O'Conner	@XavierBase
Villanova Wildcats (14-37) SID: Elliott Waller	April 19-21 (Plymouth Township, Pa.)	Kevin Mulvey	@VUBaseball
Coastal Carolina Chanticleers (42-21) SID: Royce Dunnivan	<b>April 23-24 (Omaha, Neb.)</b>	Gary Gilmore	@CoastalBaseball
Georgetown Hoyas (30-27) SID: John Flannery	<b>April 26-28 (Omaha, Neb.)</b>	Edwin Thompson	@GtownBaseball
St. John's Red Storm (28-25) SID: Dylan Smith	May 3-5 (Queens, N.Y.)	Mike Hampton	@StJohnsBaseball
Connecticut Huskies (44-17) SID: Chris Jones	May 10-12 (Storrs, Conn.)	Jim Penders	@UConnBSB
Seton Hall Pirates (31-24) SID: Peter Long	<b>May 16-18 (Omaha, Neb.)</b>	Rob Sheppard	@SHUBaseball
BIG EAST Tournament SID: Kevin Ivany	May 22-25 (Mason, Ohio.)		

Home games in bold



# 2023 In Review





# 2023 in Pictures



*Ben Gbur*



*Tyler Lozano*



*Paul Bergstrom*



*Gradoville Family First Pitches*



*Marc Lidd*



*Zach Reynolds*



*Justin Kleinsorge*



# 2023 Game-by-Game Results

## 2023 CREIGHTON BASEBALL Game Results for Creighton (All games)

Date	Opponent	Score	Inns	Overall	BIG EAST	Pitcher of record	Attend	Time
Feb 17, 2023	at McNeese State	L 0-1	9	0-1-0	0-0-0	Windham, R (L 0-1)	1015	1:51
Feb 18, 2023	at McNeese State	w 9-4	9	1-1-0	0-0-0	Hammond, D. (W 1-0)	1001	2:59
Feb 19, 2023	at McNeese State	w 5-1	9	2-1-0	0-0-0	Kleinsorge, (W 1-0)	1060	2:19
Feb 24, 2023	at Coastal Carolina	L 12-14	9	2-2-0	0-0-0	Hammond, D. (L 1-1)	1423	4:00
Feb 25, 2023	at Coastal Carolina	L 5-14	9	2-3-0	0-0-0	Lommel, C. (L 0-1)	1365	3:17
Feb 26, 2023	at Coastal Carolina	w 10-5	9	3-3-0	0-0-0	Bergstrom, P (W 1-0)	1412	3:17
Mar 03, 2023	at CSUN	w 7-6	9	4-3-0	0-0-0	Steier, T. (W 1-0)	339	2:48
Mar 04, 2023	at CSUN	L 8-12	9	4-4-0	0-0-0	Lommel, C. (L 0-2)	361	3:15
Mar 05, 2023	at CSUN	L 3-4	9	4-5-0	0-0-0	Watts, A. (L 0-1)	319	2:16
Mar 10, 2023	vs BYU	w 8-6	9	5-5-0	0-0-0	Steier, T. (W 2-0)	75	3:09
Mar 11, 2023	vs BYU	w 15-5	7	6-5-0	0-0-0	Watts, A. (W 1-1)	75	2:16
Mar 15, 2023	KANSAS STATE	L 0-3	9	6-6-0	0-0-0	Lommel, C. (L 0-3)	1568	2:49
Mar 18, 2023	at Wichita State	w 13-6	(14)	7-6-0	0-0-0	Lidd, M. (W 1-0)	437	5:07
Mar 19, 2023	at Wichita State	L 2-12	7	7-7-0	0-0-0	Kleinsorge, (L 1-1)	553	2:17
Mar 21, 2023	NEBRASKA	w 6-5	9	8-7-0	0-0-0	Steier, T. (W 3-0)	2479	3:03
Mar 24, 2023	MINNESOTA	w 5-2	9	9-7-0	0-0-0	Windham, R (W 1-1)	1448	2:12
Mar 25, 2023	MINNESOTA	L 0-3	9	9-8-0	0-0-0	Watts, A. (L 1-2)	1410	2:35
Mar 29, 2023	at Kansas	L 1-3	9	9-9-0	0-0-0	Lommel, C. (L 0-4)	882	2:22
Apr 01, 2023	ST. THOMAS-1	w 15-4	7	10-9-0	0-0-0	Windham, R (W 2-1)	-	2:31
Apr 01, 2023	ST. THOMAS-2	w 8-5	9	11-9-0	0-0-0	Steier, T. (W 4-0)	1670	2:47
Apr 02, 2023	ST. THOMAS	w 7-2	9	12-9-0	0-0-0	Watts, A. (W 2-2)	1743	2:56
Apr 04, 2023	at Omaha	L 1-4	9	12-10-0	0-0-0	Lommel, C. (L 0-5)	1018	2:10
* Apr 06, 2023	VILLANOVA	w 6-0	9	13-10-0	1-0-0	Windham, R (W 3-1)	1140	2:30
* Apr 07, 2023	VILLANOVA	w 2-0	9	14-10-0	2-0-0	Cancellieri (W 1-0)	1495	2:13
* Apr 08, 2023	VILLANOVA	L 6-8	(10)	14-11-0	2-1-0	Hammond, D. (L 1-2)	1604	3:51
Apr 10, 2023	at Kansas State	L 0-10	7	14-12-0	2-1-0	Lommel, C. (L 0-6)	1595	2:09
* Apr 14, 2023	at Georgetown	w 15-11	9	15-12-0	3-1-0	Vetock, M. (W 1-0)	187	3:21
* Apr 15, 2023	at Georgetown	L 3-8	9	15-13-0	3-2-0	Cancellieri (L 1-1)	317	2:30
* Apr 16, 2023	at Georgetown	L 1-13	7	15-14-0	3-3-0	Watts, A. (L 2-3)	297	2:15
Apr 18, 2023	at Nebraska	w 6-5	9	16-14-0	3-3-0	Vetock, M. (W 2-0)	5856	2:49
* Apr 21, 2023	ST. JOHN'S	w 12-7	9	17-14-0	4-3-0	Vetock, M. (W 2-0)	1276	2:55
* Apr 22, 2023	ST. JOHN'S	w 10-2	9	18-14-0	5-3-0	Windham, R (W 4-1)	1286	2:56
* Apr 23, 2023	ST. JOHN'S	w 8-7	9	19-14-0	6-3-0	Lidd, M. (W 2-0)	1527	3:30
Apr 25, 2023	UNLV	L 7-10	9	19-15-0	6-3-0	Lommel, C. (L 0-7)	1351	2:53
Apr 26, 2023	UNLV	w 8-7	9	20-15-0	6-3-0	Steier, T. (W 5-0)	1111	2:50
* Apr 28, 2023	at Butler	w 16-3	9	21-15-0	7-3-0	Cancellieri (W 2-1)	177	2:53
* Apr 29, 2023	at Butler	w 5-3	9	22-15-0	8-3-0	Windham, R (W 5-1)	402	2:22
* Apr 30, 2023	at Butler	w 6-3	(11)	23-15-0	9-3-0	Vetock, M. (W 3-0)	211	3:15
* May 05, 2023	XAVIER	L 0-11	9	23-16-0	9-4-0	Cancellieri (L 3-1)	1573	2:29
* May 06, 2023	XAVIER	L 1-4	9	23-17-0	9-5-0	Windham, R (L 5-2)	2591	2:19
* May 07, 2023	XAVIER	L 1-3	9	23-18-0	9-6-0	Kleinsorge, (L 1-2)	1450	2:32
May 09, 2023	NEBRASKA	L 4-7	9	23-19-0	9-6-0	Bergstrom, P (L 1-1)	5121	3:15
* May 12, 2023	at Seton Hall	L 0-7	9	23-20-0	9-7-0	Cancellieri (L 2-3)	274	2:24
* May 13, 2023	at Seton Hall	L 2-4	9	23-21-0	9-8-0	Windham, R (L 5-3)	286	2:26
* May 14, 2023	at Seton Hall	L 6-11	9	23-22-0	9-9-0	Kleinsorge, (L 1-3)	286	2:32
May 16, 2023	OMAHA	w 4-2	9	24-22-0	9-9-0	Hammond, D. (W 2-2)	7398	2:44
* May 18, 2023	#9 CONNECTICUT	w 7-6	9	25-22-0	10-9-0	Windham, R (W 6-3)	1382	2:53
* May 19, 2023	#9 CONNECTICUT	L 3-6	9	25-23-0	10-10-0	Lidd, M. (L 2-1)	2295	2:48
* May 20, 2023	#9 CONNECTICUT	L 0-10	8	25-24-0	10-11-0	Kleinsorge, (L 1-4)	1903	2:40

() extra inning game

# 2023 Overall Stats (25-24)

## 2023 CREIGHTON BASEBALL Overall Statistics for Creighton (All games Sorted by Batting avg)

Record: 25-24 Home: 13-10 Away: 10-14 Neutral: 2-0 BIG EAST: 10-11

Player	avg	gp-gs	ab	r	h	2b	3b	hr	rbi	tb	slg%	bb	hp	so	gdp	ob%	sf	sh	sb-att	po	a	e	fld%
22 Hogan Helligso	.314	42-35	118	24	37	9	1	2	19	54	.458	14	3	30	5	.400	0	5	4-6	236	18	3	.988
2 Sterling Hayes	.303	46-45	165	31	50	16	0	2	28	72	.436	24	8	32	4	.416	0	1	4-4	293	58	2	.994
20 Tate Gillen	.299	34-24	77	19	23	4	0	0	7	27	.351	16	6	12	1	.455	0	6	4-4	51	2	1	.981
34 Jack Grace	.295	47-44	156	23	46	2	0	11	31	81	.519	16	2	54	1	.364	2	0	1-2	82	2	2	.977
28 Colby Canales	.283	23-13	46	6	13	7	0	2	10	26	.565	7	0	18	0	.377	0	0	0-0	24	2	1	.963
1 Nolan Sailors	.271	49-49	192	42	52	15	3	4	31	85	.443	22	9	54	4	.366	4	3	11-15	103	2	2	.981
23 Tyler Lozano	.268	47-47	183	29	49	9	2	5	41	77	.421	22	2	41	4	.348	3	0	2-3	101	10	2	.982
24 Nolan Clifford	.263	47-47	167	27	44	8	1	3	26	63	.377	27	3	40	2	.372	2	10	3-9	165	96	7	.974
15 Kyle Hess	.231	6-4	13	0	3	1	0	0	3	4	.308	0	1	6	0	.267	1	1	1-1	4	6	0	1.000
3 Andrew Meggs	.215	49-48	186	33	40	5	0	1	24	48	.258	28	3	26	5	.324	2	8	4-6	92	136	2	.991
11 Ben North	.173	49-48	156	27	27	6	1	2	13	41	.263	19	12	47	2	.309	1	5	2-4	33	100	7	.950
5 Ben Gbur	.170	43-35	112	15	19	5	0	5	18	39	.348	15	4	35	1	.290	0	3	3-7	58	6	0	1.000
44 Jack Peluso	.167	6-0	6	0	1	0	0	0	0	1	.167	0	0	3	1	.167	0	0	0-0	0	0	0	.000
40 Zach Reynolds	.125	15-0	8	1	1	0	0	0	0	1	.125	0	0	4	0	.125	0	0	0-0	7	0	0	1.000
7 Cooper Dulich	.111	12-2	9	2	1	0	0	0	0	1	.111	5	0	0	1	.429	0	0	1-1	1	1	0	1.000
Totals	.255	49	1594	279	406	87	8	37	251	620	.389	215	53	402	31	.359	15	42	40-62	1275	509	32	.982
Opponents	.266	49	1611	289	429	74	6	43	263	644	.400	221	68	340	37	.375	16	29	43-56	1276	464	65	.964

LOB - Team (366), Opp (382). DPs turned - Team (46), Opp (34). CI - Team (0), Opp (1). IBB - Team (5), Gillen, T. 2, Lozano, T. 1, Sailors, N. 1, Hayes, S. 1, Opp (16). Picked off - Meggs, A. 3, North, B. 1, Helligso, H. 1, Clifford, N. 1, Hayes, S. 1.

## (All games Sorted by Earned run avg)

Player	era	w-l	app	gs	cg	sho	sv	ip	h	r	er	bb	so	2b	3b	hr	b/avg	wp	hp	bk	sfa	sha
11 Ben North	0.00	0-0	1	0	0	0/0	0	0.1	0	0	0	0	0	0	0	0	.000	0	0	0	0	0
35 Tommy Lamb	3.32	0-0	20	0	0	0/1	0	21.2	21	13	8	14	19	3	0	1	.256	2	6	0	1	5
38 Marc Lidd	3.38	2-1	19	0	0	0/1	0	24.0	16	10	9	16	19	0	0	1	.198	0	3	0	1	3
19 Ryan Windham	3.82	6-3	14	14	0	0/1	0	75.1	75	41	32	21	60	11	0	10	.260	6	5	0	2	2
45 Daniel Hammond	4.67	2-2	17	0	0	0/0	0	17.1	17	10	9	13	9	6	0	1	.266	4	1	1	0	1
14 Anthony Watts	5.15	2-3	14	8	0	0/0	0	43.2	41	25	25	25	26	8	0	7	.265	1	8	0	3	5
16 Malakai Vetock	5.23	4-0	17	0	0	0/0	0	31.0	23	19	18	17	22	9	0	3	.209	2	3	1	2	0
55 Dominic Cancellieri	5.43	2-3	14	10	0	0/1	0	58.0	70	39	35	19	60	7	3	6	.300	6	9	0	1	2
13 Tommy Steier	5.90	5-0	22	0	0	0/1	6	39.2	37	27	26	28	27	7	0	2	.248	6	12	0	2	2
29 Justin Kleinsorge	6.08	1-4	14	12	0	0/0	0	53.1	54	37	36	23	51	9	2	7	.263	0	4	0	2	3
27 Paul Bergstrom	6.46	1-1	21	0	0	0/0	1	23.2	26	18	17	13	18	5	0	1	.292	1	2	0	0	4
33 Mason Koch	7.11	0-0	8	0	0	0/0	0	6.1	8	5	5	6	1	2	0	0	.308	0	1	0	0	0
30 Shane Curtin	9.00	0-0	7	0	0	0/0	0	6.0	9	7	6	5	4	1	0	0	.346	4	1	0	0	0
18 Tommy Gross	12.46	0-0	6	1	0	0/0	0	8.2	9	14	12	6	7	3	0	0	.257	3	2	0	0	1
50 Cade Lommel	13.50	0-7	12	4	0	0/0	0	16.0	23	24	24	15	17	3	1	4	.348	4	11	0	2	1
Totals	5.53	25-24	49	49	0	2/2	7	425.0	429	289	261	221	340	74	6	43	.266	39	68	2	16	29
Opponents	4.97	24-25	49	49	3	7/6	13	425.1	406	279	235	215	402	87	8	37	.255	49	53	3	15	42

PB - Team (15), Helligso, H. 11, Lozano, T. 4, Opp (4). Pickoffs - Team (4), Vetock, M. 1, Steier, T. 1, Windham, R 1, Kleinsorge, 1, Opp (7). SBA/ATT - Helligso, H. (27-33), Lozano, T. (16-22), Steier, T. (7-9), Cancellieri (4-7), Vetock, M. (6-7), Kleinsorge, (4-6), Gross, T. (5-5), Watts, A. (3-4), Lidd, M. (3-4), Koch, M. (3-4), Bergstrom, P (3-3), Curtin, S. (2-2), Windham, R (1-2), Hammond, D. (2-2), Lommel, C. (0-1).



# 2023 BIG EAST Stats (10-11)

## 2023 CREIGHTON BASEBALL Conference statistics for Creighton (BIG EAST games only Sorted by Batting avg)

Record: 10-11 Home: 6-6 Away: 4-5 BIG EAST: 10-11

Player	avg	gp-gs	ab	r	h	2b	3b	hr	rbi	tb	slg%	bb	hp	so	gdp	ob%	sf	sh	sb-att	po	a	e	fld%
22 Hogan Helligso	.333	18-15	54	13	18	4	0	0	5	22	.407	4	1	15	2	.390	0	2	4-5	101	5	2	.981
28 Colby Canales	.333	10-6	21	1	7	3	0	1	6	13	.619	2	0	7	0	.391	0	0	0-0	3	0	0	1.000
20 Tate Gillen	.321	10-8	28	6	9	2	0	0	5	11	.393	3	1	5	1	.406	0	3	0-0	14	0	1	.933
34 Jack Grace	.320	21-21	75	11	24	0	0	5	17	39	.520	9	0	26	0	.388	1	0	1-1	32	0	1	.970
2 Sterling Hayes	.307	21-21	75	14	23	4	0	2	10	33	.440	10	3	13	1	.409	0	0	1-1	147	14	1	.994
3 Andrew Meggs	.263	21-21	80	15	21	1	0	0	8	22	.275	11	3	8	2	.365	2	4	4-4	46	58	0	1.000
1 Nolan Sailors	.244	21-21	82	17	20	5	2	1	14	32	.390	5	4	28	3	.309	3	2	4-4	48	2	0	1.000
23 Tyler Lozano	.231	20-20	78	13	18	3	2	3	17	34	.436	9	0	19	1	.310	0	0	1-2	41	4	0	1.000
40 Zach Reynolds	.200	8-0	5	0	1	0	0	0	0	1	.200	0	0	2	0	.200	0	0	0-0	5	0	0	1.000
24 Nolan Clifford	.182	21-21	77	8	14	2	1	1	9	21	.273	8	2	18	2	.276	0	3	1-3	71	45	2	.983
11 Ben North	.177	21-20	62	8	11	1	1	0	4	14	.226	8	4	20	0	.311	0	2	2-4	8	50	4	.935
7 Cooper Dulich	.167	7-1	6	1	1	0	0	0	0	1	.167	3	0	0	1	.444	0	0	1-1	1	0	0	1.000
5 Ben Gbur	.122	18-13	41	3	5	0	0	1	4	8	.195	3	1	15	0	.200	0	1	1-2	29	3	0	1.000
44 Jack Peluso	.000	3-0	3	0	0	0	0	0	0	0	.000	0	0	1	1	.000	0	0	0-0	0	0	0	.000
15 Kyle Hess	.000	1-1	3	0	0	0	0	0	0	0	.000	0	0	2	0	.000	0	0	0-0	0	2	0	1.000
Totals	.249	21	690	110	172	25	6	14	99	251	.364	75	19	179	14	.337	6	17	20-27	552	210	12	.984
Opponents	.266	21	703	127	187	24	5	22	115	287	.408	89	25	142	15	.366	6	12	17-22	551	206	28	.964

LOB - Team (147), Opp (157). DPs turned - Team (20), Opp (16). IBB - Team (1), Lozano, T. 1, Opp (4). Picked off - Hayes, S. 1, Clifford, N. 1.

## (BIG EAST games only Sorted by Earned run avg)

Player	era	w-l	app	gs	cg	sho	sv	ip	h	r	er	bb	so	2b	3b	hr	b/avg	wp	hp	bk	sfa	sha
30 Shane Curtin	0.00	0-0	3	0	0	0/0	0	3.0	5	1	0	2	1	1	0	0	.385	1	0	0	0	0
11 Ben North	0.00	0-0	1	0	0	0/0	0	0.1	0	0	0	0	0	0	0	0	.000	0	0	0	0	0
45 Daniel Hammond	2.45	0-1	7	0	0	0/0	0	7.1	5	3	2	7	5	1	0	0	.192	1	1	1	0	0
38 Marc Lidd	4.00	1-1	8	0	0	0/1	0	9.0	7	4	4	5	8	0	0	0	.233	0	1	0	0	2
35 Tommy Lamb	4.05	0-0	8	0	0	0/1	0	6.2	5	8	3	7	6	0	0	0	.192	2	4	0	0	2
19 Ryan Windham	4.72	4-2	7	7	0	0/1	0	40.0	38	22	21	12	32	4	0	8	.248	2	2	0	2	0
13 Tommy Steier	5.06	0-0	9	0	0	0/1	4	21.1	14	13	12	15	13	2	0	1	.192	3	5	0	1	2
16 Malakai Vetock	5.50	3-0	8	0	0	0/0	0	18.0	15	11	11	10	12	7	0	1	.227	2	2	1	0	0
55 Dominic Cancellieri	6.59	2-3	7	7	0	0/1	0	41.0	51	30	30	11	38	5	3	5	.307	3	3	0	1	2
33 Mason Koch	6.75	0-0	4	0	0	0/0	0	4.0	5	3	3	1	1	2	0	0	.294	0	1	0	0	0
14 Anthony Watts	7.45	0-1	4	2	0	0/0	0	9.2	10	8	8	6	8	0	0	4	.286	0	3	0	1	2
29 Justin Kleinsorge	7.97	0-3	5	5	0	0/0	0	20.1	25	18	18	8	17	2	2	3	.309	0	3	0	1	2
27 Paul Bergstrom	16.20	0-0	6	0	0	0/0	0	3.1	7	6	6	5	1	0	0	0	.438	0	0	0	0	0
Totals	5.77	10-11	21	21	0	2/2	4	184.0	187	127	118	89	142	24	5	22	.266	14	25	2	6	12
Opponents	4.46	11-10	21	21	2	3/2	5	183.2	172	110	91	75	179	25	6	14	.249	16	19	0	6	17

PB - Team (6), Helligso, H. 3, Lozano, T. 3, Opp (2). Pickoffs - Team (1), Vetock, M. 1, Opp (2). SBA/ATT - Helligso, H. (16-17), Steier, T. (6-7), Lozano, T. (1-5), Vetock, M. (4-5), Cancellieri (2-3), Kleinsorge, (2-3), Lidd, M. (0-1), Hammond, D. (1-1), Windham, R (1-1), Koch, M. (1-1).

# 2023 Team Stats

Inning-By-Inning	1	2	3	4	5	6	7	8	9	EX	Total
Opponents	22	33	38	41	40	43	29	30	10	3	289
Creighton	21	39	41	23	33	33	28	27	23	11	279

## 2023 Team Game Highs

### Batting

At bats:	55	.....at Wichita State (3-18-23)
Runs scored:	16	.....at Butler (4-28-23)
Hits:	16	.....Five times
RBI:	15	.....at Georgetown (4-14-23)
	15	.....vs. BYU (3-11-23)
Doubles:	8	.....at Wichita State (3-18-23)
Triples:	2	.....vs. Villanova (4-6-23)
Home runs:	4	.....at Coastal Carolina (2-24-23)
Total bases:	26	.....vs. BYU (3-11-23)
Walks:	14	.....at Coastal Carolina (2-24-23)
Strikeouts:	20	.....at Wichita State (3-18-23)
Sac hits:	3	.....Three times
Sac flies:	2	.....Five times
Stolen bases:	5	.....Three times
Hit by pitch:	5	.....vs. St. Thomas (4-1-23)
Caught stealing:	2	.....Six Times
Runners LOB:	13	.....Three Times
Hit into DP:	3	.....at Seton Hall (5-13-23)

### Fielding

Putouts:	42	.....at Wichita State (3-18-23)
Assists:	19	.....at Wichita State (3-18-23)
Errors:	4	.....vs. UNLV (4-26-23)
Passed balls:	2	.....Three Times
DPs turned:	3	.....vs. #9 Connecticut (5-19-23)
	3	.....vs. Nebraska (5-9-23)

### Pitching

Inn. pitched:	14.0	.....at Wichita State (3-18-23)
Runs allowed:	14	.....at Coastal Carolina (2-25-23)
	14	.....at Coastal Carolina (2-24-23)
Earned runs:	13	.....at Coastal Carolina (2-25-23)
Walks allowed:	12	.....vs. Villanova (4-8-23)
Strikeouts:	13	.....vs. Villanova (4-7-23)
	13	.....at Wichita State (3-18-23)
Hits allowed:	19	.....at Coastal Carolina (2-25-23)
Doubles allowed:	7	.....at Coastal Carolina (2-25-23)
Triples allowed:	1	.....Six Times
HR allowed:	5	.....at Georgetown (4-14-23)
Wild Pitches:	4	.....at Wichita State (3-19-23)
Hit Batters:	4	.....at Coastal Carolina (2-26-23)
	4	.....at McNeese State (2-18-23)

## 2023 Individual Game Highs

### Batting

At bats:	7	.....Four Times
Runs scored:	4	.....Hogan Helligso at Butler (4-28-23)
Hits:	5	.....Tyler Lozano vs. St. Thomas (4-1-23)
RBI:	6	.....Tyler Lozano at McNeese State (2-18-23)
Doubles:	3	.....Sterling Hayes at Wichita State (3-18-23)
Triples:	1	.....Eight Times
Home runs:	2	.....Ben Gbur vs. Omaha (5-16-23)
	2	.....Jack Grace at Coastal Carolina (2-24-23)
Total bases:	9	.....Ben Gbur vs. Omaha (5-16-23)
Walks:	3	.....Eight Times
Strikeouts:	4	.....Six Times
Sac hits:	2	.....Nolan Clifford vs. UNLV (4-26-23)
Sac flies:	2	.....Nolan Sailors vs. Butler (4-28-23)
Stolen bases:	3	.....Hogan Helligso vs. St. John's (4-21-23)
Hit by pitch:	2	.....Three Times
Caught stealing:	2	.....Ben North at Seton Hall (5-13-23)
Runners LOB:	5	.....Jack Grace vs. UNLV (4-25-23)
	5	.....Nolan Clifford at Cal State Northridge (3-3-23)

### Fielding

Putouts:	14	.....Sterling Hayes at Seton Hall (5-13-23)
	14	.....Nolan Clifford at Georgetown (4-14-23)
Assists:	8	.....Andrew Meggs at McNeese State (2-17-23)
Errors:	2	.....Three Times
Passed balls:	2	.....Tyler Lozano at Georgetown (4-15-23)
	2	.....Hogan Helligso at Cal State Northridge (3-3-23)

### Pitching

Inn. pitched:	8.0	.....Dominic Cancellieri vs Villanova (4-7-23)
Runs allowed:	9	.....Ryan Windham at Georgetown (4-14-23)
Earned runs:	9	.....Ryan Windham at Georgetown (4-14-23)
Walks allowed:	4	.....Five Times
Strikeouts:	12	.....Dominic Cancellieri vs Villanova (4-7-23)
Hits allowed:	11	.....Dominic Cancellieri at Seton Hall (5-12-23)
Doubles allowed:	4	.....Justin Kleinsorge at Coastal Carolina (2-25-23)
Triples allowed:	1	.....Six Times
HR allowed:	4	.....Ryan Windham at Georgetown (4-14-23)
Wild Pitches:	3	.....Tommy Gross at Wichita State (3-19-23)
	3	.....Ryan Windham at Coastal Carolina (2-24-23)
Hit Batters:	3	.....Dominic Cancellieri at Coastal Carolina (2-26-23)
	3	.....Cade Lommel at McNeese State (2-18-23)



# 2023 Specialty Stats

## Bluejays Breakdown

Overall .....	25-24
Non-Conference .....	15-13
BIG EAST .....	10-11
BIG EAST Tournament .....	NA
vs. Ranked Teams .....	1-2
vs. Unranked Teams .....	24-22
Home .....	13-10
Away .....	10-14
Neutral .....	2-0
Day .....	17-14
Night .....	8-10
vs. Left .....	8-3
vs. Right .....	17-21
1-Run Games .....	6-2
2-Run Games .....	4-5
5+ Run Games .....	10-9
In Extra Innings .....	2-1
Shutouts .....	2-7
Scoring First .....	16-6
When opponent scores first .....	9-18
After 6 leading .....	16-2
After 6 trailing .....	7-22
After 6 tied .....	2-0
After 7 leading .....	16-2
After 7 trailing .....	5-19
After 7 tied .....	2-0
After 8 leading .....	17-0
After 8 trailing .....	2-19
After 8 tied .....	4-1
When hitting a home run .....	15-10
When not hitting a home run .....	10-14
When allowing a home run .....	11-17
When not allowing a home run .....	14-7
Out hit opponent .....	21-3
Out hit by opponent .....	3-19
Hits are tied .....	1-2
February .....	3-3
March .....	6-6
April .....	14-6
May .....	2-9
June .....	0-0

### Hitting Streaks

Player	Current	2023	
		High	
Nolan Sailors	-	12	
Nolan Clifford	-	9	
Sterling Hayes	-	9	
Hogan Helligso	-	8	
Jack Grace	-	7	
Ben North	1	6	
Tyler Lozano	1	6	
Andrew Meggs	1	5	
Tate Gillen	-	4	
Ben Gbur	-	3	
Colby Canales	1	3	
Kyle Hess	-	2	
Zach Reynolds	-	1	
Cooper Dulich	-	1	
Jack Peluso	-	1	

### Reached Base Streaks

Player	Current	2023	
		High	
Sterling Hayes	5	20	
Nolan Clifford	-	17	
Tate Gillen	-	12	
Nolan Sailors	-	12	
Ben North	1	12	
Jack Grace	1	10	
Tyler Lozano	5	9	
Hogan Helligso	-	8	
Andrew Meggs	3	6	
Colby Canales	5	5	
Ben Gbur	4	4	
Cooper Dulich	-	3	
Kyle Hess	-	2	
Jack Peluso	-	1	
Zach Reynolds	-	1	

### Multi-Hit Games

Player	2023				
	2	3	4	5+	2023
Nolan Sailors	10	4	-	-	14
Nolan Clifford	13	1	-	-	14
Sterling Hayes	9	3	1	-	13
Tyler Lozano	7	5	-	1	13
Jack Grace	7	4	-	-	11
Hogan Helligso	10	1	-	-	11
Andrew Meggs	8	1	1	-	10
Ben North	4	2	-	-	6
Tate Gillen	2	2	-	-	4
Ben Gbur	2	1	-	-	3
Colby Canales	2	-	-	-	2
Kyle Hess	1	-	-	-	1

### Multi-RBI Games

Player	2023				
	2	3	4	5+	2023
Tyler Lozano	8	4	-	1	13
Nolan Clifford	6	1	-	1	8
Jack Grace	3	3	-	1	7
Nolan Sailors	3	3	1	-	7
Sterling Hayes	3	1	2	-	6
Andrew Meggs	4	1	1	-	6
Ben Gbur	3	1	1	-	5
Hogan Helligso	2	2	-	-	4
Ben North	1	2	-	-	3
Colby Canales	1	2	-	-	3
Tate Gillen	1	-	-	-	1



# 2023 BIG EAST Standings & Awards

Team	BIG EAST		Overall				
	Record	Pct.	Record	Pct.	Home	Away	Neutral
Connecticut	15-5	.750	44-17	.721	18-4	18-8	8-5
Xavier	14-7	.667	39-25	.609	13-9	22-13	4-3
Seton Hall	13-8	.619	31-24	.564	15-7	14-14	2-3
Georgetown	10-10	.500	30-27	.526	15-8	12-16	3-3
Creighton	10-11	.476	25-24	.510	15-10	10-14	0-0
St. John's	8-12	.400	28-25	.528	13-12	15-13	0-0
Villanova	7-13	.350	14-37	.275	5-16	8-18	1-3
Butler	5-16	.238	12-43	.218	2-11	8-28	2-4

## 2023 BIG EAST Specialty Awards

### Player of the Year

Dominic Freeberger, UConn, Gr., 3B

### Pitcher of the Year

Jake Bloss, Georgetown, Gr., RHP

### Freshman of the Year

Joey Urban, Butler, Fr., OF

### Coaching Staff of the Year

Seton Hall, Head Coach Rob Sheppard

## 2023 All-BIG EAST Teams

### First Team

C ..... Matt DePrey ..... Xavier  
 1B ..... Ben Huber ..... Connecticut  
 2B ..... Michael Eze ..... Georgetown  
 SS ..... Max Viera ..... Seton Hall  
 3B ..... Dominic Freeberger ..... Connecticut  
 OF ..... Jake Studley ..... Connecticut  
 OF ..... Ubaldo Lopez ..... Georgetown  
 OF ..... Devin Hack ..... Seton Hall  
 OF ..... Andrew Walker ..... Xavier  
 DH ..... Staus Pokrovsky ..... Seton Hall  
 SP ..... Stephen Quigley ..... Connecticut  
 SP ..... Jake Bloss ..... Georgetown  
 SP ..... Nick Payero ..... Seton Hall  
 SP ..... Brant Alazaus ..... Xavier  
 RP ..... Zach Fogell ..... Connecticut

### Second Team

C ..... **Hogan Helligso** ..... Creighton  
 C ..... Owen Carapellotti ..... Georgetown  
 1B ..... Aaron Mann ..... St. John's  
 1B ..... Matt McCormick ..... Xavier  
 2B ..... David Smith ..... Connecticut  
 2B ..... Jared Cushing ..... Xavier  
 2B ..... Jonathan Luders ..... Seton Hall  
 SS ..... Austin Kretzschmar ..... Georgetown  
 SS ..... Craig Larsen ..... Villanova  
 3B ..... Grant Stephenson ..... Xavier  
**OF ..... Jack Grace** ..... Creighton  
 OF ..... Jake Hyde ..... Georgetown  
 OF ..... David Glancy ..... St. John's  
 DH ..... Luke Broadhurst ..... Connecticut  
 SP ..... Ethan Bosacker ..... Xavier  
 RP ..... Justin Loer ..... Xavier



2023 All-BIG EAST Second Team  
Hogan Helligso



2023 All-BIG EAST Second Team  
Jack Grace



# ***Creighton Record Book***



***Nicky Lopez (2014-16)***



***Mike Gerber (2011-13)***



***Alan Roden (2019-22)***



# Yearly Summary

Year	Coach	W-L	Pct.	Conf.	Pct.	Place	Tourn.	Postseason
1966	Herb Millard	12-12	.500	--	--	--	--	None
1967	Herb Millard	15-8	.652	--	--	--	--	None
1968	Herb Millard	14-8	.636	--	--	--	--	None
1969	Tom Trvdik	11-24	.314	--	--	--	--	None
1970	Larry Cochell	25-7	.781	--	--	--	--	None
1971	Larry Cochell	24-21	.533	--	--	--	--	None
1972	Dave Baker	16-17	.485	--	--	--	--	None
1973	Dave Baker	25-16	.610	--	--	--	--	NCAA District 5 Playoffs (0-2)
1974	Dave Baker	30-18	.625	--	--	--	--	None
1975	Dave Baker	32-12	.727	--	--	--	--	None
1976	Dave Baker	22-27-1	.450	--	--	--	--	None
1977	Dave Baker	15-16	.484	--	--	4th	6th	None
1978	Jerry Bartee	19-20	.487	--	--	6th	5th	None
1979	Jerry Bartee	17-27-1	.389	--	--	7th	T-6th	None
1980	Jerry Bartee	26-22-1	.541	--	--	4th	T-6th	None
1981	Dave Underwood	37-30	.552	6-10	.375	2nd (West)	--	None
1982	Dave Underwood	32-23	.582	1-7	.125	2nd (West)	4th	None
1983	Dave Underwood	39-17	.696	5-3	.625	2nd (West)	4th	None
1984	Dave Underwood/Jim Hendry	23-21	.523	2-10	.167	6th	--	None
1985	Jim Hendry	35-27	.565	7-13	.350	5th	--	None
1986	Jim Hendry	33-29-1	.532	6-14	.300	6th	5th	None
1987	Jim Hendry	35-24	.593	9-11	.450	5th	3rd	None
1988	Jim Hendry	43-21-1	.669	12-8	.600	2nd	T-1st	None
1989	Jim Hendry	37-26	.587	9-11	.450	4th	4th	None
1990	Jim Hendry	48-22	.686	13-7	.650	3rd	2nd	NCAA Central Regional (2-2)
1991	Jim Hendry	51-22	.699	16-8	.667	2nd	2nd	West I Regional (4-0); College World Series (2-2)
1992	Todd Wenberg	41-19-1	.680	15-5	.750	2nd	2nd	NCAA Central Regional (1-2)
1993	Todd Wenberg	32-25	.561	10-11	.476	T-5th	3rd	None
1994	Jack Dahm	28-29	.491	13-8	.619	3rd	4th	None
1995	Jack Dahm	35-22	.614	18-10	.643	2nd	3rd	None
1996	Jack Dahm	19-31-1	.382	10-16	.385	7th	--	None
1997	Jack Dahm	27-27	.500	10-15	.400	7th	--	None
1998	Jack Dahm	27-27-1	.500	12-19	.387	6th	T-5th	None
1999	Jack Dahm	38-25	.603	18-13	.581	3rd	2nd	NCAA South Bend Regional (0-2)
2000	Jack Dahm	38-22	.633	17-14	.548	3rd	4th	NCAA Tempe Regional (0-2)
2001	Jack Dahm	21-31	.339	11-21	.343	7th	--	None
2002	Jack Dahm	30-24	.556	21-10	.677	2nd	T-5th	None
2003	Jack Dahm	20-37	.351	14-17	.452	T-6th	T-5th	None
2004	Ed Servais	35-24	.593	22-9	.710	2nd	T-4th	None
2005	Ed Servais	48-17	.738	17-7	.708	1st	2nd	NCAA Lincoln Regional (2-2)
2006	Ed Servais	31-21	.596	13-11	.542	4th	T-4th	None
2007	Ed Servais	45-16	.738	19-5	.792	2nd	1st	NCAA Fayetteville Regional (1-2)
2008	Ed Servais	37-21	.638	16-8	.667	3rd	T-4th	None
2009	Ed Servais	31-25	.553	14-9	.609	4th	2nd	None
2010	Ed Servais	27-25	.519	9-12	.429	6th	5th	None
2011	Ed Servais	45-16	.738	16-5	.762	1st	1st	NCAA Corvallis Regional (1-2)
2012	Ed Servais	28-30	.483	6-14	.300	8th	1st	NCAA Los Angeles Regional (2-2)
2013	Ed Servais	30-18	.625	13-8	.619	3rd	T-7th	None
2014	Ed Servais	32-17-1	.650	14-4	.778	1st	2nd	None
2015	Ed Servais	32-19	.627	13-4	.765	2nd	2nd	None
2016	Ed Servais	38-17	.691	13-5	.722	2nd	2nd	None
2017	Ed Servais	24-25	.490	11-4	.733	1st	3rd	None
2018	Ed Servais	34-16	.680	8-9	.471	T-4th	--	None
2019	Ed Servais	41-13	.759	14-4	.778	1st	1st	NCAA Corvallis Regional (3-2)
2020	Ed Servais	5-10	.333	---	---	---	---	Covid Pandemic
2021	Ed Servais	24-15	.615	15-6	.714	2nd	3rd	None
2022	Ed Servais	31-18	.633	15-5	.750	2nd	3rd	None
2023	Ed Servais	25-24	.510	10-11	.476	5th	--	None
<b>Totals</b>		<b>1,715-1,223-9</b>	<b>.584</b>	<b>513-401</b>	<b>.561</b>			

Creighton Head Coaches				Head Coach (Seasons)	Wins	Creighton Head Coach	Win Pct.
Years	Coach	Record	Pct.	Ed Servais (20)	643	Larry Cochell	.636
1966-68	Herb Millard	41-28	.594	Jim Hendry (7.5)	289	<b>Ed Servais</b>	<b>.624</b>
1969	Tom Trvdik	11-24	.314	Jack Dahm (10)	283	Todd Wenberg	.623
1970-71	Larry Cochell	49-28	.636	Dave Baker (6)	140	Jim Hendry	.613
1972-1977	Dave Baker	140-106-1	.569	Dave Underwood (3.5)	124	Dave Underwood	.608
1978-80	Jerry Bartee	62-69-2	.474	Todd Wenberg (2)	73	Herb Millard	.594
1981-83	Dave Underwood	124-80	.608	Jerry Bartee (3)	62	Dave Baker	.569
1985-91	Jim Hendry	289-182-2	.613	Larry Cochell (2)	49	Jack Dahm	.505
1992-93	Todd Wenberg	73-44-1	.623	Herb Millard (3)	41	Jerry Bartee	.474
1994-2003	Jack Dahm	283-275-2	.505	Tom Trvdik (1)	11	Tom Trvdik	.314
<b>2004-present</b>	<b>Ed Servais</b>	<b>643-387-1</b>	<b>.624</b>				

# Career Hitting & Fielding Records

Batting Average - Career		
Avg.	Name	Years
.418	Scott Stahoviak	1989-91
.406	Gil Passarella	1967-70
.397	Oneri Fleita	1987-88
.385	Randy Schwartz	1978-81
.383	Alan Roden	2019-22
.373	Donald Montgomery	1981-83
.372	Trever Adams	2010-11
.358	Dave Schrage	1980-83
.358	Ryan Gripp	1997-99
.357	Mike McCafferty	1990-91
.353	Dan Lawler	1998-01

(Minimum two seasons and 200 AB)

At Bats - Career		
AB	Name	Years
917	Rick Freehling	1989-92
860	Ken Sarna	1997-00
832	Darin Ruf	2006-09
786	Alex Staehely	2010-13
786	Tyson Kimm	1992-95
782	Bob Langer	1989-92
780	Scott Allen	1999-02
777	Dan Lawler	1998-01
773	Vince Pietro	1997-00
763	Robbie Knight	2007-10

Runs Scored - Career		
R	Name	Years
223	Billy Meier	1985-88
220	Rick Freehling	1989-92
207	Doug Palmer	1980-83
202	Mike Finley	1980-83
200	Scott Stahoviak	1989-91
195	Chris Gadsden	1985-88
192	Robbie Knight	2007-10
184	Vince Pietro	1997-00
178	Troy Carley	1997-00
176	Zach Daeges	2003-06

Hits - Career		
H	Name	Years
294	Rick Freehling	1989-92
282	Scott Stahoviak	1989-91
275	Darin Ruf	2006-09
274	Dan Lawler	1998-01
261	Scott Allen	1999-02
261	Vince Pietro	1997-00
249	Bob Langer	1989-92
249	Mike Finley	1980-83
247	Ken Sarna	1997-00
240	Randy Schwartz	1978-81

Runs Batted In - Career		
RBI	Name	Years
214	Mike Finley	1980-83
201	Darin Ruf	2006-09
184	Pat Mooney	1987-90
180	Ryan Gripp	1997-99
174	Zach Daeges	2003-06
168	Scott Stahoviak	1989-91
165	Bill Meier	1985-88
161	Dan Lawler	1998-01
159	Bob Langer	1989-92
158	Rich Freehling	1989-92

Slugging % - Career		
Slg.	Name	Years
.732	Gil Passarella	1967-70
.687	Oneri Fleita	1987-88
.684	Ryan Gripp	1997-99
.653	Scott Stahoviak	1989-91
.648	Trever Adams	2010-11
.640	Alan Roden	2019-22
.637	Kevin Frederick	1995-98
.624	Chris Hinrichs	1999-02
.609	Mike McCafferty	1990-91
.606	Randy Schwartz	1978-81

(Minimum two seasons and 200 AB)

Doubles - Career		
2B	Name	Years
63	Ken Sarna	1997-00
63	Scott Stahoviak	1989-91
61	Bob Langer	1989-92
60	Zach Daeges	2003-06
59	Ryan Gripp	1997-99
58	Tony Roth	2002-05
57	Darin Ruf	2006-09
55	Dan Lawler	1998-01
54	Pat Mooney	1987-90
53	Gabe Lapito	2002-05

Triples - Career		
3B	Name	Years
26	Rick Freehling	1989-92
17	Bobby Langer	1989-92
17	Steve Hinton	1989-91
15	Dan Norquist	2002-05
15	Vince Pietro	1997-00
15	Dax Jones	1989-91
14	Scott Allen	1999-02
13	Mike Gerber	2011-14
13	Scott Stahoviak	1989-91
12	Isaac Collins	2017-19
12	Nicky Lopez	2014-16
12	Ryan Fitzgerald	2002-03
12	Troy Carley	1997-00
12	Chad Huebner	1992-94
12	Bill Meier	1985-88

Home Runs - Career		
HR	Name	Years
44	Ryan Gripp	1997-99
37	Kevin Frederick	1995-98
36	Mike Finley	1980-83
33	Mike Barbatto	1985-88
32	Chad McConnell	1990-92
31	Zach Daeges	2003-06
31	Pat Mooney	1987-90
30	Will Robertson	2017-19
29	Chris Hinrichs	1999-02
27	Mike Gerber	2011-14
27	Darin Ruf	2006-09
27	Adam Christensen	1995-98
27	Scott Servais	1986-88

Total Bases - Career		
TB	Name	Years
448	Rick Freehling	1989-92
440	Scott Stahoviak	1989-91
423	Darin Ruf	2006-09
422	Bob Langer	1989-92
418	Ryan Gripp	1997-99
415	Mike Finley	1980-83
411	Scott Allen	1999-02
405	Zach Daeges	2003-06
378	Randy Schwartz	1978-81
374	Chad McConnell	1990-92

On-Base % - Career		
OBP	Name	Years
.484	Alan Roden	2019-22
.469	Zach Daeges	2003-06
.461	Vicente Cafaro	2008-09
.455	Trever Adams	2010-11
.444	Dan Lawler	1998-01
.439	Robbie Knight	2007-10
.433	Reagan Fowler	2013-16
.430	Darin Ruf	2006-09
.429	Parker Upton	2017-21
.427	Ryan Mantle	2018-21

Since 1999 (Min. 250 at-bats)

Walks - Career		
BB	Name	Years
204	Bill Meier	1985-88
176	Rick Freehling	1989-92
142	Chris Gadsden	1985-88
141	Pat Mooney	1987-90
140	Zach Daeges	2003-06
135	Darin Ruf	2006-09
125	Scott Stahoviak	1989-91
122	Elvis Dominguez	1983-86
120	Tyson Kimm	1992-95
120	Doug Palmer	1980-83

Hit by Pitches - Career		
HBP	Name	Years
81	Robbie Knight	2007-10
45	Dan Lawler	1998-01
38	Tony Daniel	2003-05
35	Matt Daeges	2002-05
34	Parker Upton	2017-21
34	Reagan Fowler	2012-16
34	Vicente Cafaro	2008-09
34	Chris Hinrichs	1999-02
34	Chad McConnell	1990-92
32	Tony Roth	2002-05
32	Scott Thornburg	2009-12

Sacrifice Bunts - Career		
SH	Name	Years
49	Vince Pietro	1997-00
42	Alex Staehely	2010-13
33	Brad Dutton	2004-05
32	Brad McKewon	2011-14
30	Troy Carley	1997-00
30	Ross Sinclair	2006-07
30	Nick Judkins	2011-12
29	Ryan Fitzgerald	2013-16
29	Nicky Lopez	2014-16
29	Michael Lam	2005-08


Sacrifice Flies - Career		
SF	Name	Years
22	Darin Ruf	2006-09
15	Bob Langer	1989-92
14	Mike Stick	1992-95
14	Chris Gradoville	2004-07
14	Alex Staehely	2010-13
13	Scott Stahoviak	1989-91
13	Mike Barbatto	1985-88
13	Steve Winkelmann	2007-08
12	Ryan Fitzgerald	2013-16
12	Chad Huebner	1992-94
12	Ken Sarna	1997-00

Stolen Bases - Career		
SB	Name	Years
115	Chad Meyers	1994-96
108	Bill Meier	1985-88
84	Doug Palmer	1980-83
70	Chris Gadsden	1985-88
62	Chris Hinrichs	1999-02
62	Dave Schrage	1980-83
59	Rick Freehling	1989-92
58	Don Montgomery	1981-83
55	Eric Boddie	1986-88
53	Daniel Woodrow	2014-16
53	Troy Carley	1997-00
53	Randy Schwartz	1978-81

Putouts - Career		
PO	Name	Years
2,251	Darin Ruf	2006-09
2,084	Reagan Fowler	2013-16
1,792	Dan Lawler	1998-01
1,240	Ryan Martindale	1988-91
1,231	Mike McCabe	1994-96
1,160	Nick Judkins	2011-12
1,095	Scott Stahoviak	1989-91
967	Jason Allbery	2017-2020
957	Tony Daniel	2003-05
879	Pete Wiedewitsch	2003-04

Assists - Career		
A	Name	Years
662	Ken Sarna	1997-00
643	Alex Staehely	2010-13
599	Tyson Kimm	1992-95
595	Jon Dunlop	1992-95
531	Doug Palmer	1980-83
522	Jake Peter	2012-14
521	Ryan Fitzgerald	2013-16
512	Vince Pietro	1997-00
490	Elliot Soto	2008-10
488	Bob Langer	1989-92
482	Elvis Dominguez	1983-86


- **Bold** = Played in 2023
- **Bold Italic** = Current player



Scott Stahoviak set Bluejay records in career batting average (.418) and doubles (63) while sitting second in hits (282) and total bases (440).



Ryan Fitzgerald left his mark on the Bluejay program in assists (7th), sacrifice bunts (8th) and sacrifice flies (9th).



Ryan Gripp remains the home run leader for the Bluejays with 44 career blasts.



# Season Hitting & Fielding Records

## Batting Average - Season

Avg.	Name	Class	Year
.470	Donald Montgomery, Jr.		1983
.457	Randy Schwartz, Sr.		1981
.449	Scott Stahoviak, Jr.		1991
.433	Dave Schrage, Sr.		1983
.417	Scott Stahoviak, So.		1990
.408	Oneri Fleita, Sr.		1988
.403	Chris Gradoville, So.		2005
.400	Chad McConn, Jr.		1992
.400	Dave Schrage, Jr.		1982
.395	Ryan Gripp, Jr.		1999

(Min. 75 at-bats)

## At Bats - Season

AB	Name	Class	Year
278	Steve Hinton, Jr.		1991
276	Rick Freehling, Jr.		1991
273	Dax Jones, Jr.		1991
268	Mike McCafferty, Jr.		1991
267	Scott Stahoviak, Jr.		1991
257	Brad Dutton, Sr.		2005
253	Vince Pietro, Jr.		1999
244	Dan Norquist, Sr.		2005
242	Isaac Collins, Jr.		2019
240	Vince Pietro, Sr.		2000
240	Oneri Fleita, Sr.		1988

## Runs Scored - Season

R	Name	Class	Year
87	Scott Stahoviak, Jr.		1991
80	Rick Freehling, Jr.		1991
80	Dax Jones, Jr.		1991
80	Donald Montgomery, Jr.		1983
78	Ryan Gripp, Jr.		1999
69	Gary Selvera, Sr.		1988
68	Chad McConnell, Jr.		1992
67	Chad Meyers, So.		1995
65	Parker Upton, Jr.		2019

## Hits - Season

H	Name	Class	Year
120	Scott Stahoviak, Jr.		1991
100	Dax Jones, Jr.		1991
98	Mike McCafferty, Jr.		1991
98	Oneri Fleita, Sr.		1988
96	Randy Schwartz, Sr.		1981
95	Scott Stahoviak, So.		1990
94	Steve Hinton, Jr.		1991
93	Rick Freehling, Jr.		1991
92	Ryan Gripp, Jr.		1999
90	Vince Pietro, Jr.		1999

## Runs Batted In - Season

RBI	Name	Class	Year
90	Steve Hinton, Jr.		1991
84	Ryan Gripp, Jr.		1999
76	Peyton Lewis, Sr.		1999
75	Mike Finley, So.		1981
74	Mike Stick, Sr.		1995
74	Scott Stahoviak, Jr.		1991
74	Pat Mooney, So.		1988
73	Chad McConnell, Jr.		1992
73	Oneri Fleita, Jr.		1987
70	Ryan Martindale, Sr.		1991

## Slugging % - Season

Slg.	Name	Class	Year
.807	Ryan Gripp, Jr.		1999
.783	Donald Montgomery, Jr.		1983
.748	Gil Passarella, Sr.		1970
.745	Scott Stahoviak, Jr.		1991
.738	Oneri Fleita, Sr.		1988
.735	Kevin Frederick, Sr.		1998
.730	Mike Stick, Sr.		1995
.720	Gary Potthoff, Sr.		1967
.718	Chad McConnell, Jr.		1992
.700	Mike Knauss, Sr.		1979

(Min. 75 at-bats)

## Doubles - Season

2B	Name	Class	Year
30	Oneri Fleita, So.		1988
26	Tyson Kimm, Jr.		1994
26	Scott Stahoviak, Jr.		1991
25	Alan Roden, So.		2022
25	Scott Stahoviak, So.		1990
24	Ryan Gripp, Jr.		1999
24	Mike McCafferty, Jr.		1991
23	Alex Staehely, So.		2011
23	Bobby Langer, Jr.		1991
22	Dan Norquist, Sr.		2005

## Triples - Season

3B	Name	Class	Year
11	Dax Jones, Jr.		1991
10	Steve Hinton, Jr.		1991
9	Rick Freehling, Jr.		1991
8	Ryan Fitzgerald, Sr.		2003
8	Bobby Langer, Jr.		1991
7	Isaac Collins, Jr.		2019
7	Dan Norquist, Sr.		2005
7	Chris Hinrichs, Sr.		2002
7	Scott Allen, So.		2000
7	Chad Huebner, Jr.		1993
7	Scott Stahoviak, Jr.		1991
7	Rick Freehling, So.		1990
7	Eric Boddie, Jr.		1988

## Home Runs - Season

HR	Name	Class	Year
24	Ryan Gripp, Jr.		1999
19	Peyton Lewis, Sr.		1999
19	Mike Finley, So.		1981
17	Kevin Frederick, Sr.		1998
16	Ryan Martindale, Sr.		1991
15	Will Robertson, Jr.		2019
15	Adam Christensen, Jr.		1997
15	Mike Stick, Sr.		1995
15	Oneri Fleita, Sr.		1988
14	Jake Holton, Jr.		2019
14	Trevar Adams, Sr.		2011
14	Chad McConnell, Jr.		1992

## Total Bases - Season

TB	Name	Class	Year
199	Scott Stahoviak, Jr.		1991
188	Ryan Gripp, Jr.		1999
177	Oneri Fleita, Sr.		1988
168	Steve Hinton, Jr.		1991
167	Dax Jones, Jr.		1991
162	Peyton Lewis, Sr.		1999
159	Mike McCafferty, Jr.		1991
158	Chad McConnell, Jr.		1992
154	Mike Stick, Sr.		1995
153	Trevar Adams, Sr.		2011
153	Rick Freehling, Jr.		1991
153	Ryan Martindale, Sr.		1991

## On-Base % - Season

OBP	Name	Class	Year
.600	Scott Stahoviak, Jr.		1991
.561	Scott Stahoviak, So.		1990
.559	Chad McConnell, Jr.		1992
.532	Scott Stahoviak, Fr.		1989
.522	Steve Hinton, Jr.		1989
.517	Ryan Gripp, Jr.		1999
.504	Chad McConnell, So.		1991
.496	Zach Daeges, Sr.		2006
.495	Dax Jones, Jr.		1991
.494	Rick Freehling, Jr.		1991

Since 1989 (Min. 75 at-bats)

## Walks - Season

BB	Name	Class	Year
65	Bill Meier, Sr.		1988
55	Chris Gadsden, So.		1986
53	Chad Meyers, So.		1995
53	Elvis Dominguez, Fr.		1983
52	Bill Meier, So.		1986
51	Pat Mooney, Jr.		1989
51	Darin Ruf, Jr.		2008
50	Rick Freehling, Jr.		1991
50	Bill Meier, Fr.		1985

## Hit by Pitches - Season

HBP	Name	Class	Year
35	Robbie Knight, Fr.		2007
24	Robbie Knight, So.		2008
21	Chad McConnell, Jr.		1992
19	Vicente Cafaro, Jr.		2008
19	Steve Winkelmann, Sr.		2008
17	Parker Upton, Jr.		2019
16	Colin Shockey, Sr.		2005
16	Tony Daniel, Jr.		2004
<b>15</b>	<b>Kyle Hess, So.</b>		<b>2022</b>
15	Alan Roden, So.		2022
15	Matt Hammer, Sr.		2004
15	Tony Roth, Fr.		2002
15	Brett Mieras, Sr.		2008
15	Vicente Cafaro, Sr.		2009

## Sacrifice Bunts - Season

SH	Name	Class	Year
22	Nick Judkins, Jr.		2011
22	Vince Pietro, Jr.		1999
19	Federico Castagnini, Jr.		2013
18	Brad Dutton, Sr.		2005
18	Michael Lam, Sr.		2008
17	Joe Servalis, Sr.		2008
17	Ross Sinclair, Sr.		2007
16	Ryan Fitzgerald, So.		2014
16	Vicente Cafaro, Jr.		2008
15	Vince Pietro, So.		1998
15	Brad Dutton, Jr.		2004
15	Chad Ogden, Sr.		2007
15	Steve Winkelmann, Jr.		2007

## Sacrifice Flies - Season

SF	Name	Class	Year
8	Dan Norquist, Sr.		2005
8	Steve Winkelmann, Jr.		2007
7	Chad Huebner, Sr.		1994
7	Mike Stick, Sr.		1995
7	Eric Brown, Jr.		2000
7	Darin Ruf, So.		2007
7	Daniel Woodrow, So.		2015
6	Nine players, last by Jack Strunc, Sr.		2019

## Stolen Bases - Season

SB	Name	Class	Year
52	Chad Meyers, So.		1995
35	Bill Meier, Sr.		1988
34	Doug Palmer, Jr.		1982
32	Daniel Woodrow, Jr.		2016
32	Chad Meyers, Fr.		1994
32	Dax Jones, Jr.		1991
31	Chad Meyers, Jr.		1996
31	Eric Boddie, Jr.		1988
29	Chad McConnell, Jr.		1992
27	Chris Hinrichs, Sr.		2002
27	Kimera Bartee, Jr.		1993


## Putouts - Season

PO	Name	Class	Year
615	Darin Ruf, Sr.		2009
602	Nick Judkins, Sr.		2012
598	Nick Judkins, Jr.		2011
587	Darin Ruf, So.		2007
575	Scott Stahoviak, So.		1990
557	Reagan Fowler, Sr.		2016
557	Reagan Fowler, So.		2014
554	Ian Dike, Sr.		2010
551	Darin Ruf, Jr.		2008
540	Dan Norquist, Sr.		2005


## Assists - Season

A	Name	Class	Year
234	Brad Dutton, Sr.		2005
201	Vicente Cafaro, Sr.		2009
196	Doug Palmer, So.		1982
195	Tony Roth, Sr.		2005
192	Bob Langer, Jr.		1991
190	Ken Sarna, Sr.		2000
188	Chad Ogden, Sr.		2007
183	Jimmy Swift, Sr.		2011
182	Jake Peter, Jr.		2014
182	Jon Dunlop, Sr.		1995
182	Jon Dunlop, Jr.		1994

- **Bold** = Played in 2023
- **Bold Italics** = Current player



Steve Hinton drove in 90 runs in 1991 to top the Creighton charts and lead the Valley that season.



Darin Ruf remains the Creighton record holder with 651 putouts in 2009.



Robbie Knight is first in career HBP with 81 and also holds the top two season marks (35-2007 & 24-2008).

# Pitching Records

Wins - Career		
W	Name	Years
33	Mike Heathcott	1988-91
30	Dan Smith	1988-90
29	Alan Benes	1991-93
24	Jonas Dufek	2008-11
24	Drue Councill	1995-98
22	Matt Warren	2013-16
21	Dylan Tebrake	2019-22
21	Ernie Rongish	1972-75
21	Pat Venditte	2005-08
20	Rollie Lacy	2014-17
20	Steve Grasley	2001-04
20	Dan Gooris	1998-01
20	Brian Fassbender	1992-95
20	Brian O'Connor	1990-93

Wins - Season		
W	Name, Class	Year
15	Mike Heathcott, Sr.	1991
14	Dan Smith, Jr.	1990
12	Jonas Dufek, Sr.	2011
12	Scott Reese, So.	2005
12	Steve Grasley, Sr.	2004
11	Alan Benes, So.	1992
11	Alan Benes, Fr.	1991
10	Ryan Tapani, Sr.	2018
10	Matt Warren, So.	2014
10	Ty Blach, So.	2011
10	Drue Councill, Fr.	1995
10	Brian O'Brien, So.	1992
10	Dave Driggers, Sr.	1988
10	Dan Gooris, So.	1999
10	Peyton Lewis, Sr.	1999
10	Ben Mancuso, Jr.	2007

E.R.A. - Career		
ERA	Name	Years
1.95	David Gerber	2014-17
2.42	Ethan DeCaster	2015-17
2.68	Rick Heiserman	1992-94
2.69	Matt Warren	2013-16
2.78	Ty Blach	2010-12
2.80	Dylan Tebrake	2019-22
2.80	Rollie Lacy	2015-17
2.84	Nick Highberger	2013-16
2.84	Tom Garvey	1968-71
2.85	Dan Smith	1988-90
2.86	Pat Venditte	2005-08

(Min. two years and 100 IP)

E.R.A. - Season		
ERA	Name, Class	Year
<b>1.62</b>	<b>Tommy Steier, Jr.</b>	<b>2022</b>
1.88	Pat Venditte, Jr.	2007
1.96	Dan Smith, Jr.	1990
2.01	Dave Hartnett, So.	1984
2.02	Andy Masten, Sr.	2007
2.03	Matt Warren, So.	2014
2.08	Jonas Dufek, Sr.	2011
2.09	Bryan Sova, Sr.	2014
2.10	Rick Berlin, Sr.	1970
2.13	Tom Garvey, Jr.	1970

(Min. 50 innings or 1 IP per team game)

Pitching App. - Career		
App.	Name	Years
130	Mark Winkelman	2010-13
123	Scott Reese	2004-07
115	Jack VanLeur	2008-11
110	Pat Venditte	2005-08
108	Nick Highberger	2013-16
97	Steve Grasley	2001-04
95	Bobby Lackovic	2007-10
88	Brandon Bird	2001-05
<b>86</b>	<b>Paul Bergstrom</b>	<b>2019-23</b>
86	David Gerber	2014-17
86	Kurt Spomer	2009-12

Pitching App. - Season			
App.	Name, Class	Year	Year
38	Pat Venditte, Jr.	2007	2007
37	Mark Winkelman, So.	2012	2012
37	Pat Venditte, Sr.	2008	2008
37	Scott Reese, So.	2005	2005
36	Jack VanLeur, Sr.	2009	2009
35	Reese McGraw, Jr.	2011	2011
35	Kurt Spomer, Jr.	2011	2011
35	Mark Winkelman, So.	2011	2011
35	Bobby Lackovic, Sr.	2010	2010
34	Jack VanLeur, Sr.	2011	2011
34	Bobby Lackovic, Jr.	2009	2009
34	Andy Masten, Sr.	2007	2007
34	Kurt Spomer, Sr.	2012	2012

Winning % - Career			
Pct.	Name	Years	Years
.867	Ryan Tapani (13-2)	2017-18	2017-18
.867	Steve Neneman (13-2)	2000-01	2000-01
.808	Dylan Tebrake (21-5)	2019-22	2019-22
.800	Rollie Lacy (20-5)	2014-17	2014-17
.800	Nick Highberger (12-3)	2013-16	2013-16
.759	Matt Warren (22-7)	2013-16	2013-16
.750	Mike Heathcott (33-11)	1988-91	1988-91
.731	Marc Lewis (19-7)	2004-07	2004-07
.725	Alan Benes (29-11)	1991-93	1991-93
.724	Pat Venditte (21-8)	2005-08	2005-08

(Min. two years and 15 decisions)

Winning % - Season			
Pct.	Name, Class	Year	Year
1.000	Scott Reese, So. (12-0)	2005	2005
.923	Jonas Dufek, Sr. (12-1)	2011	2011
.909	Ryan Tapani, Sr. (10-1)	2018	2018
.909	Matt Warren, So. (10-1)	2014	2014
.909	Peyton Lewis, Sr. (10-1)	1999	1999
.909	Brian O'Brien, So. (10-1)	1992	1992
.833	Mike Heathcott, Sr. (15-3)	1991	1991
.833	Dave Driggers, Sr. (10-2)	1988	1988
.824	Dan Smith, Jr. (14-3)	1990	1990
.818	Evan Johnson, Sr. (9-2)	2019	2019
.818	Rollie Lacy, So. (9-2)	2016	2016

(Min. 10 decisions)

Innings Pitched - Career			
IP	Name	Years	Years
362.1	Drue Councill	1995-98	1995-98
350.0	Mike Heathcott	1988-91	1988-91
322.1	Alan Benes	1991-93	1991-93
315.1	Dan Smith	1988-90	1988-90
302.0	Dan Gooris	1998-01	1998-01
297.2	Ty Blach	2010-12	2010-12
295.0	Steve Grasley	2001-04	2001-04
274.1	Jonas Dufek	2008-11	2008-11
273.1	Christian Sterling	1996-98	1996-98
273.1	Brian O'Connor	1990-93	1990-93
254.1	Rollie Lacy	2014-17	2014-17

Innings Pitched - Season			
IP	Name, Class	Year	Year
132.0	Mike Heathcott, Sr.	1991	1991
120.1	Ty Blach, Jr.	2012	2012
120.0	Alan Benes, So.	1992	1992
119.2	Dan Smith, Jr.	1990	1990
117.0	Steve Grasley, Sr.	2004	2004
114.2	Dan Gooris, Jr.	2000	2000
113.1	Dan Smith, So.	1989	1989
112.2	Jonas Dufek, Sr.	2011	2011
107.1	Drue Councill, Fr.	1995	1995
106.1	Dan Johnston, Jr.	1988	1988

Strikeouts - Career			
K	Name	Years	Years
312	Dan Smith	1988-90	1988-90
307	Alan Benes	1991-93	1991-93
282	Drue Councill	1995-98	1995-98
274	Steve Grasley	2001-04	2001-04
258	Mike Heathcott	1988-91	1988-91
255	Pat Venditte	2005-08	2005-08
244	Jonas Dufek	2008-11	2008-11
241	Ty Blach	2010-12	2010-12
235	Christian Sterling	1996-98	1996-98
230	Dylan Tebrake	2019-22	2019-22

Strikeouts - Season			
K	Name, Class	Year	Year
134	Dan Smith, Jr.	1990	1990
128	Jonas Dufek, Sr.	2011	2011
122	Alan Benes, Jr.	1993	1993
115	Dylan Tebrake, Jr.	2022	2022
114	Peyton Lewis, Sr.	1999	1999
110	Alan Benes, So.	1992	1992
108	Dan Smith, So.	1989	1989
101	Steve Grasley, Sr.	2004	2004
101	Pat Venditte, Sr.	2008	2008
100	Ty Blach, So.	2011	2011

Saves - Career		
SV	Name	Years
25	David Gerber	2014-17
24	Steve Grasley	2001-04
18	Steve Plummer	1987-89
18	Scott Reese	2004-07
16	Bobby Kametas	2018-19
16	Andy Masten	2007
16	Kurt Spomer	2009-12
15	Rick Heiserman	1992-94
15	Brandon Bird	2001-05
<b>14</b>	<b>Tommy Steier</b>	<b>2020-23</b>
14	Bryan Gillis	1992-96

Saves - Season		
SV	Name, Class	Year
16	Andy Masten, Sr.	2007
13	Kurt Spomer, Jr.	2011
12	Chris Ringleb, Sr.	2000
12	Rick Heiserman, Fr.	1992
11	David Gerber, Jr.	2016
11	Brandon Bird, Sr.	2005
11	Steve Grasley, So.	2002
11	Scott Yahraus, Fr.	1999
9	Bobby Kametas, Sr.	2019
9	David Gerber, So.	2015
9	Bryan Sova, Sr.	2014
9	Kevin Frederick, Jr.	1997
9	Aaron Puffer, Jr.	1993

Complete Games - Career		
CG	Name	Years
21	Dan Smith	1988-90
19	Alan Benes	1991-93
15	Mike Heathcott	1988-91
13	Brian Fassbender	1992-95
12	Tom Traen	1980-83
10	Christian Sterling	1996-98
10	Brian Collignon	1981-82
10	Lou Halamek	1978-81
9	Cory Slining	2000-01
9	Kevin Kristan	1980-83

Complete Games - Season		
CG	Name	Year
6	Cory Slining, Sr.	2001
4	Ty Blach, Jr.	2012
4	Jeff Daneff, Sr.	2003
4	Peyton Lewis, Sr.	1999
3	Steve Grasley, Sr.	2004
3	Tom Oldham, Jr.	2002
3	Cory Slining, Jr.	2000

(Since 1999)


- **Bold** = Played in 2023
- **Bold Italics** = Current player



David Gerber is Creighton's leader in saves (25).



Bobby Kametas' 16 saves, nine in 2019, moved him into the career and single season Bluejay ranks.



Dan Smith sits atop the all-time charts for strikeouts in a season (134) and career (312).



Ryan Tapani holds the top spot in career winning percentage with .867 going 13-2 in his career. His 2018 mark of 10-1 (.909) is tied for third-best.

# Single-Game Records

Team Hitting		
<b>At Bats</b>		
58	at Air Force	2/14/99
<b>Hits</b>		
30	vs. Grand View	2/28/91
<b>Runs</b>		
33	vs. Nebraska-Omaha	3/24/86
<b>Runs In An Inning</b>		
15	vs. Delaware State (1st)	3/9/98
14	vs. Dana (1st)	4/15/03
<b>Doubles</b>		
12	vs. Dana	4/15/03
<b>Triples</b>		
4	vs. Villanova	5/14/15
4	vs. Chicago State	3/16/08
4	vs. Northern Illinois	3/20/99
4	vs. Iowa State	5/22/95
3	vs. Southern Illinois	4/21/13
3	vs. North Dakota State	3/19/04
3	vs. Northern Iowa	4/20/03
3	vs. Kansas State	3/25/03
<b>Home Runs</b>		
8	at Xavier	4/20/18
<b>Runs Batted In</b>		
28	vs. Dana	4/15/03
<b>Stolen Bases</b>		
9	vs. Oral Roberts	2/26/95
<b>Walks</b>		
16	vs. Doane	2/27/91
<b>Strikeouts</b>		
23	vs. St. Thomas (15 innings)	3/6/22

Team Pitching		
<b>Hits Allowed</b>		
26	vs. Nebraska	5/18/10
25	vs. Xavier	5/28/22
25	vs. UC Santa Barbara	2/23/02
24	vs. Northern Iowa	4/20/03
23	at Arizona State	2/16/01
23	vs. Northern Iowa	5/6/05
<b>Runs Allowed</b>		
28	at Kansas	5/10/96
27	vs. Xavier	5/28/22
24	vs. Kansas State	4/24/02
23	at Arizona State	2/16/01
<b>Strikeouts</b>		
16	at UNLV	2/29/20
16	vs. IPFW	3/8/09
16	at Arkansas-Little Rock	3/3/07
<b>Walks</b>		
12	vs. Villanova	4/8/23
12	vs. Rutgers	4/27/13
12	vs. Southern Illinois	4/27/97
12	vs. Nebraska	2/23/97
12	vs. Illinois State	4/16/94
<b>Hit Batters</b>		
7	at Loyola Marymount	2/26/22

Team Fielding		
<b>Double Plays</b>		
6	vs. Missouri State	5/14/94

Individual Hitting		
<b>At Bats</b>		
7	<b>Nolan Clifford at Wichita State</b>	3/18/23
7	<b>Jack Grace at Wichita State</b>	3/18/23
7	<b>Ben North at Wichita State</b>	3/18/23
7	<b>Nolan Sailors at Wichita State</b>	3/18/23
7	Andrew Meggs vs. St. Thomas	3/6/22
7	Andrew Meggs at Kansas	3/19/21
7	Dax Roper at Kansas	3/19/21
7	Jake Holton at Saint Louis	3/12/19
7	Isaac Collins at Xavier	4/20/18
7	Jack Strunc at Xavier	4/20/18
7	Isaac Collins vs. #14 St. John's	4/7/17
7	Mike Gerber vs. Illinois State	4/28/12
7	Nick Judkins vs. Illinois State	4/28/12
7	Anthony Bemboom vs. Illinois State	4/28/12
7	Robbie Knight vs. So. Illinois	5/3/08
7	Ross Sinclair vs. Albany	6/2/07
7	Zach Daeges vs. Illinois State	4/18/04
7	Pete Wiedewitsch vs. Illinois State	4/18/04
7	Seth Brown vs. Dana	4/15/03
7	Scott Allen vs. Michigan State	2/24/02
7	Dan Lawler at Evansville	2/23/01
7	Steve Ruh at Evansville	2/23/01
7	Chris Steele at Evansville	2/23/01
7	Eric Brown at Kansas	2/25/00
7	Troy Carley at Kansas	2/25/00
7	Vince Pietro at Kansas	2/25/00
7	Vince Pietro at Air Force	2/14/99
7	Jon Dunlop vs. Missouri State	5/20/95
7	Chad Meyers vs. Missouri State	5/20/95
7	Bobby Langer vs. Grand View	2/28/91
7	John Pivovar vs. Bradley	4/29/90
<b>Runs</b>		
6	Jon Dunlop vs. Northern Iowa	4/2/95
<b>Hits</b>		
6	Chris Gadsden vs. Benedictine	3/21/88
6	Ryan Gripp at Air Force	2/14/99
<b>Doubles</b>		
4	Ken Sarna vs. Kansas	3/26/97
4	Oneri Fleita vs. Purdue	1988
<b>Triples</b>		
2	By numerous players, last by Jake Peter vs. Southern Illinois	4/21/13
<b>Home Runs</b>		
3	Kevin Frederick at Minnesota	4/16/97
3	Mike Stick vs. Northern Iowa	4/2/95
<b>Runs Batted In</b>		
10	Ryan Martindale vs. Grand View	2/28/91
<b>Walks</b>		
5	Rick Freehling vs. Doane	2/27/91
5	Ryan Gripp at Indiana State	3/27/99
<b>Strikeouts</b>		
5	Jared Wegner vs. Omaha	5/10/22
5	Kyle Hess vs. St. Thomas	3/6/22
5	Pat Mooney vs. Southern Illinois	4/22/89
<b>Hit By Pitch</b>		
4	Robbie Knight vs. Oklahoma	3/7/07
<b>Stolen Bases</b>		
3	By numerous players, last by Hogan Helligso vs. St. John's	4/21/23

Individual Pitching		
<b>Strikeouts</b>		
15	Dylan Tebrake vs. Butler, 9.0 IP	5/13/22
14	Peyton Lewis vs. Missouri St., 6.1 IP	4/17/99
13	Steve Grasley vs. Bradley, 9 IP	5/17/03
13	Jonas Dufek vs. Valparaiso, 9 IP	3/19/11
<b>Combined Strikeouts</b>		
16	Tommy Steier (3), Ryan Windham (5), Griffin Holderfield (5) and Jonah Smith (3) vs. UNLV	2/29/20
16	Otto Roberts (8), Jonas Dufek (1), Jack VanLeur (4), Kirk Clark (1) and Bobby Lackovic (2) vs. IPFW	3/8/09
16	Marc Lewis (6) and Pat Venditte (10) at Arkansas-Little Rock	3/3/07
<b>Runs Allowed</b>		
14	Brian O'Connor vs. Oklahoma	3/22/91
<b>Walks</b>		
9	Mike Heathcott vs. Southern Illinois	4/13/91
9	Drue Council vs. Southern Illinois	4/27/97
9	Peyton Lewis at Wichita State	5/14/99
<b>Hits Allowed</b>		
14	Tom Oldham at Wichita State	4/25/03
13	Drue Council vs. Ohio State	2/20/97
13	Dan Gooris vs. Indiana State	4/8/00
13	Mike Perkins at Bradley	5/8/02
13	Steve Grasley vs. Northern Colorado	4/9/04
13	Ty Blach vs. Wichita State	5/6/11

Individual Fielding		
<b>Putouts (Since 1999)</b>		
21	Jason Allbery vs. St. John's	4/7/17
20	Reagan Fowler vs. Butler	4/17/16

Miscellaneous Records		
<b>Hits In Consecutive At Bats</b>		
10	Oneri Fleita vs. Navy, Purdue (DH) and Fairleigh Dickinson	3/9-10/88

Hit For The Cycle		
	Chris Hinrichs vs. Dana	3/5/02
	Ryan Fitzgerald vs. Omaha	4/1/03
	Ryan Fitzgerald vs. Villanova	5/14/15

Individual No-Hitters		
	Ray Blusiewicz (5 IP) vs. South Dakota	4/28/70
	Larry LeMaster (7 IP) vs. Doane	4/2/71
	Brandon Koenigstein (7 IP) at Wichita State	5/21/09

Combined No-Hitters		
	Dennis Rasmussen (5.1 IP) & Joe Franco (3.2 IP) at Kansas State	4/18/80

Triple Plays		
	5-4-3 vs. Oregon State	3/13/96
	4-6-3 vs. Evansville	4/5/03

Consecutive Games Reaching Safely		
	Trever Adams, 45 games	3/16/11-6/6/11

- **Bold** = Occurred in 2023
- **Bold Italics** = Current player



# NCAA Tournament Teams (1973 & 1990)

## 1973 District Five Playoffs

**Final Record: 25-16**

**NCAA Results**

May 28, 1973

Oklahoma 8, Creighton 1

Tulsa, Okla.

May 29, 1973

Oral Roberts 11, Creighton 4

Tulsa, Okla.

**1973 Major League Baseball June Draft**

39th Rd. (715)

Jim Lemon, 2B

Kansas City Royals

The 1973 Bluejays became the first team in school history to qualify for postseason play, as they received an at-large bid to the District Five Playoffs held in Tulsa, Okla. With a total of eight four-team districts, the 1973 NCAA Tournament consisted of 32 teams. There were a total of 216 Division I teams at that time.

Led by coach Dave Baker, the Bluejays picked up regular-season wins over Kansas State, Nebraska, Arkansas and Iowa State. In the District Five Playoffs, Creighton lost its opening game to Oklahoma, who would advance to the College World Series and was eliminated by Oral Roberts.

Sophomore pitcher Ernie Rongish led Creighton with a 6-3 record as a starter, earning second-team Academic All-America honors. Freshman Gary McCabe led the team with a 1.38 ERA and 64 strikeouts. Junior left-hander Jim Roach appeared in a team-high 13 games.

Offensively, senior co-captain Jim Lemon was the team's most productive player, compiling 42 hits in 142 at-bats for a .296 batting average. The centerfielder also tied for the team-lead with nine stolen bases and would be drafted in the 39th round of the June 1973 MLB Draft by the Kansas City Royals. Senior shortstop Steve Naval, also a co-captain on the 1973 squad, led the team with five home runs and 10 doubles. Sophomore first baseman Ron Thornam paced Creighton with 23 RBI.



## 1990 NCAA Central Regional

**Final Record: 48-22**

**NCAA Results**

May 25, 1990

Creighton 9, Clemson 6

Austin, Texas

May 26, 1990

Cal State Fullerton 6, Creighton 3

Austin, Texas

May 27, 1990

Creighton 4, Clemson 3

Austin, Texas

May 27, 1990

Texas 11, Creighton 9

Austin, Texas

**1990 Major League Baseball Draft**

1st Rd. (16)

Dan Smith, LHP

Texas Rangers

39th Rd. (1015)


Mike Heathcott, RHP

New York Yankees

46th Rd. (1172)

Ryan Martindale, OF

St. Louis Cardinals



After a 17-year absence from postseason play, the 1990 squad ended the drought and began a streak of three consecutive NCAA Regional appearances for the Bluejays. Creighton earned an at-large bid to the NCAA Tournament after finishing third in the MVC with a 13-7 league mark.

At the NCAA Central Regional in Austin, Texas, the Bluejays picked up their first-ever NCAA Tournament win over Clemson in the opener. After a 6-3 loss to eventual CWS qualifier Cal State Fullerton, Creighton came back to defeat Clemson for the second time the next day. The dream of reaching the CWS ended, however, with an 11-9 loss to the host Texas Longhorns.

The team's 48 wins were a school-record at that time, as head coach Jim Hendry directed the squad to the NCAA Tournament in his sixth full season. Hendry would go on to coach only one more season, before making the jump to professional baseball where he currently serves as a special assistant scout for the New York Yankees.

Individual accolades went hand-in-hand with the team's success. Junior left-handed pitcher Dan Smith was named the MVC Pitcher of the Year after leading the league with a 14-3 record and a then-school-record 1.96 ERA. Smith recorded 12 complete games, five shutouts and 134 strikeouts as a junior before being selected in the first round (16th pick) of the 1990 MLB Draft by the Texas Rangers. He received first-team All-America honors from both *Baseball America* and the ABCA following the season, as well as First Team All-MVC laurels.

Joining Smith on the All-MVC First Team were junior outfielder John Pivovar and sophomore infielder Scott Stahoviak. Pivovar hit .339 in 61 starts, tallying 11 doubles, four triples, five home runs and 35 RBI, to go along with a .988 fielding percentage. Stahoviak led the team in nearly every offensive category, including MVC-best totals with a .417 batting average, 95 hits and 25 doubles. His .561 on-base percentage would be a school record until he bettered the mark the following season and his batting average and doubles total still rank among the top-five at Creighton.

Stahoviak was also voted onto the All-Regional Team at first base, after batting 9-for-16 in Creighton's four postseason games. Joining Stahoviak on the team was fellow sophomore Steve Hinton, who was selected for his play in left field. Hinton picked up six hits, scored five runs and drove in four during Regional play.

# NCAA Tournament Teams (1991)

## 1991 College World Series

The shining moment for the Creighton baseball program came during a magical season in 1991, as the Bluejays advanced to the College World Series in its hometown for the first and only time in school history. Making only its third NCAA Tournament appearance, the Bluejays swept through the West I Regional in Los Angeles, Calif. Creighton defeated Pepperdine, Minnesota, top-seed and host USC and Hawai'i in the regional final to advance to the CWS.

With the support of its home fans at Rosenblatt Stadium, seventh-seeded Creighton fed off their energy in upsetting second-seeded Clemson in the first round, 8-4. Then in an epic battle against MVC rival Wichita State, the Bluejays suffered a heartbreaking 3-2, 12-inning loss. In an elimination game, Creighton responded to rock Long Beach State, 13-4, to earn one more shot at the Shockers. However, Creighton's dream season ended shy of the national championship game, as Wichita State defeated the Bluejays, 11-3, for the Shockers' eighth win in eight games against Creighton during the season.

The 1991 squad rewrote the record books, with many marks still standing today, including the 51-win total reached during the season. Creighton finished as the nation's top offense, hitting a school-record .355 during the year. The Bluejays also broke and still hold school records in runs (667), hits (904), RBI (611), doubles (184), triples (60), home runs (107), total bases (1,529) and slugging percentage (.601). Every Creighton regular hit above the .330 mark during the team's remarkable offensive season.

Individually, junior Scott Stahoviak became the program's first National Player of the Year, earning the award from the American Baseball Coaches Association. Also named the MVC Player of the Year and a first-team All-American, Stahoviak led the Bluejays with an incredible .449 batting average. He also set school records with 120 hits, 87 runs, 199 total bases and a .600 on-base percentage.

On the mound, senior Mike Heathcott turned in a season for the ages, winning a school-record 15 games and logging a Creighton-best 132 innings of work to earn Second Team All-America accolades from *Collegiate Baseball*. Joining Stahoviak and Heathcott on the All-MVC First Team were junior centerfielder Dax Jones and designated hitter Steve Hinton. Jones still holds the Creighton single-season record with 11 triples, while Hinton is the record-holder with 278 at-bats and 90 RBI.

Six other Bluejays were named to the Second Team All-Valley squad and a total of six players from the 1991 team went on to play in the major leagues: Stahoviak, Jones, Heathcott, sophomore Chad McConnell and freshmen Alan Benes and Kimera Bartee. Head coach Jim Hendry left the program following the season to take a position with the expansion Florida Marlins.

### Final Record: 51-22

#### West I Regional Results


May 24, 1991	Creighton 5, Pepperdine 3	Los Angeles, Calif.
May 25, 1991	Creighton 8, Minnesota 3	Los Angeles, Calif.
May 26, 1991	Creighton 8, USC 7 (10 inn.)	Los Angeles, Calif.
May 27, 1991	Creighton 15, Hawaii 8	Los Angeles, Calif.

#### College World Series Results

June 1, 1991	Creighton 8, Clemson 4	Omaha, Neb.
June 3, 1991	Wichita State 3, Creighton 2 (12 inn.)	Omaha, Neb.
June 4, 1991	Creighton 13, Long Beach State 4	Omaha, Neb.
June 6, 1991	Wichita State 11, Creighton 3	Omaha, Neb.

#### 1991 Major League Baseball Draft


1st Rd. (27)	Scott Stahoviak, 1B-3B	Minnesota Twins
8th Rd. (220)	Dax Jones, OF	San Francisco Giants
9th Rd. (237)	Steve Hinton, OF-1B	Kansas City Royals
13th Rd. (347)	Ryan Martindale, C	Cleveland Indians
13th Rd. (359)	Mike Heathcott, RHP	Chicago White Sox
50th Rd. (1300)	Bobby Langer, SS	Chicago White Sox





# NCAA Tournament Teams (1992 & 1999)

## 1992 NCAA Central Regional



**MVC Pitcher of the Year**  
Alan Benes



**MVC Player of the Year**  
Chad McConnell

The 1992 team capped the best three-year run in program history, winning 41 games and qualifying for its third consecutive NCAA Tournament. Despite losing eight regulars from the 1991 College World Series team and under new leadership with first-year head coach Todd Wenberg, the Bluejays exceeded the expectations of many.

<b>Final Record: 41-19-1</b>		
<b>NCAA Results</b>		
May 22, 1992	Creighton 11, UT-Arlington 6	Austin, Texas
May 23, 1992	Long Beach St. 5, Creighton 2	Austin, Texas
May 24, 1992	VCU 5, Creighton 4 (11 inn.)	Austin, Texas
<b>1992 Major League Baseball Draft</b>		
1st Rd. (13)	Chad McConnell, OF	Philadelphia Phillies
35th Rd. (1992)	Rick Freehling, OF	Florida Marlins

Creighton finished second behind nemesis Wichita State in the MVC standings and received an at-large bid to the NCAA Central Regional in Austin, Texas. After defeating Texas-Arlington in their regional opener, the Bluejays lost two close games to Long Beach State and Virginia Commonwealth to end hopes of a second straight trip to Rosenblatt Stadium and the CWS.



Kimera Bartee




Rick Freehling

The Bluejays swept the player of the year awards in the conference, as junior rightfielder Chad McConnell was named the MVC Player of the Year and sophomore right-hander Alan Benes was tabbed the MVC Pitcher of the Year. McConnell also captured first-team All-America honors as he batted .400 with 14 home runs and an MVC-best 73 RBI. He went on to play on the 1992 U.S. Olympic team and was drafted in the first round of the 1992 MLB Draft by the Philadelphia Phillies. Benes finished the season 11-3 with nine complete games, 110 strikeouts and a 3.14 ERA. He would go on to play eight major league seasons, six for the St. Louis Cardinals, and now works in the team's front office.

Joining McConnell and Benes on the All-MVC First Team was senior designated hitter Bob Langer. Langer remains third on Creighton's career doubles list, with 61. Catcher Brian Davidson, utility man Kimera Bartee and outfielder Rick Freehling earned Second Team All-MVC honors. Curiously missing from MVC postseason recognition were pitchers Brian O'Brien and Rick Heiserman. O'Brien, a sophomore left-handed middle reliever, finished 10-1 to lead the MVC in winning percentage at .909. Heiserman, a freshman right-handed reliever, tied for the MVC lead with future Major Leaguer Darren Dreifort of Wichita State with 12 saves. Heiserman did land on *Collegiate Baseball's* Freshman All-American team. A total of 14 players from the 1992 team went on to play professionally, including Bartee, Benes, McConnell and Heiserman, who went on to play in the Major Leagues.

## 1999 South Bend (Ind.) Regional



**MVC Pitcher of the Year and All-American**  
Peyton Lewis


The Bluejays returned to the NCAA Tournament for the fourth time in the decade in 1999 under the direction of MVC Coach of the Year Jack Dahm. Creighton finished third in the MVC regular season standings behind Wichita State and Missouri State with an 18-13 record, but earned an at-large bid. Losses to host Notre Dame and Michigan at the South Bend Regional ended the Bluejays' season at 38-25.

<b>Final Record: 38-25</b>		
<b>NCAA Results</b>		
May 28, 1999	Notre Dame 8, Creighton 1	South Bend, Ind.
May 29, 1999	Michigan 13, Creighton 5	South Bend, Ind.
<b>1999 Major League Baseball Draft</b>		
3rd Rd. (110)	Ryan Gripp, 3B	Chicago Cubs
18th Rd. (553)	Peyton Lewis, RHP	Toronto Blue Jays

Creighton was led by do-it-all senior transfer Peyton Lewis, who transferred from NAIA Midland University. He was named the MVC Pitcher and Newcomer of the Year after posting a 10-1 record on the mound with a 3.30 ERA in 17 appearances, striking out 114 batters in 103.2 innings of work. Lewis was also very formidable with the bat, hitting .339 with an eye-popping 41 extra base hits on 18 doubles, four triples and 19 home runs. He earned First Team All-MVC laurels as a pitcher and second-team honors as a utility player. He was also voted an NCBWA Second Team All-American.



Vince Pietro



**All-American**  
Ryan Gripp

Leading the way offensively was senior third baseman Ryan Gripp, who led the team with a .395 batting average and 78 hits, 92 runs, 84 RBI, 24 doubles and 24 home runs to earn first-team All-America honors from the ABCA. Gripp and Lewis combined for 89 extra base hits, 42 doubles and 43 homers, the top two single-season home run totals in school history. The team had six starters hit above the .330 mark and out-scored its opponents 503-376.

Gripp and Lewis were named first-team all-region and All-MVC performers, with Second Team All-MVC honors going to junior second baseman Vince Pietro and freshman relief pitcher Scott Yahraus. Pietro set a MVC and school record with 22 sacrifice bunts.

Yahraus made 11 saves in a then-school-record 32 appearances to earn Freshman All-America status.

Sophomore first baseman Dan Lawler was named a Third-Team Academic All-American, freshman Scott Allen was named to the South Bend All-Regional team and Gripp, Lewis and junior Troy Carley were MVC All-Tournament team members.



# NCAA Tournament Teams (2000 & 2005)

## 2000 Tempe (Ariz.) Regional

The 2000 Bluejays came out of the gate as one of the hottest teams in college baseball, winning 15 of their first 16 and were a Creighton-best 21-3 after 24 contests. The team spent several weeks ranked in the top-25, peaking at No. 15.

Creighton went on to earn an at-large bid to its second consecutive NCAA Tournament. The season ended with two close losses to Miami (Ohio) and eventual College World Series qualifier Texas at the Tempe Regional, concluding with a 38-23 record.

Among the bright spots of the season were 15 wins against NCAA Tournament teams in the first 25 games, a 4-1 record against MVC champ Wichita State and a crowd of 15,436 fans for the Nebraska game at Rosenblatt Stadium, the fourth-largest in NCAA history at the time.

Creighton was led by senior utility man Vince Pietro and sophomore leadoff hitter Chris Hinrichs, the team's two First Team All-MVC picks. Both starters in all 61 games, Pietro hit .333 with a team-best 80 hits while Hinrichs posted team-best totals with 20 doubles, 55 runs and 20 stolen bases. Junior outfielder Eric Brown led the squad with 12 home runs, while senior infielder Ken Sarna compiled 19 doubles and 11 home runs. Sophomore third baseman Scott Allen had a team-leading seven triples to highlight a very balanced offense.

On the mound, the Bluejays were led by junior ace Dan Gooris, who finished 7-3 with 93 strikeouts in 17 starts, logging a team-high 114.2 innings. The left-hander was an eighth-round choice of the Cincinnati Reds following the season in the 2000 MLB Draft. In the bullpen, Steve Nemenan accumulated a 7-1 record to earn Second Team All-MVC laurels. Senior reliever Chris Ringleb matched the school record with 12 saves in a team-high 33 appearances.

For the second straight season, junior first baseman Dan Lawler earned Third Team Academic All-America accolades. He also was voted to the Tempe All-Regional Team, while Gooris was selected to the MVC All-Tournament team. Lawler, Pietro and senior outfielder Troy Carley were named to the MVC Scholar-Athlete First Team.

<b>Final Record: 38-23</b>		
<b>NCAA Results</b>		
May 26, 2000	Texas 5, Creighton 4	Tempe, Ariz.
May 27, 2000	Miami (Ohio) 6, Creighton 3	Tempe, Ariz.
<b>2000 Major League Baseball Draft</b>		
8th Rd. (243)	Dan Gooris, LHP	Cincinnati Reds
22nd Rd. (666)	Vince Pietro, 3B	Cleveland Indians



Scott Allen



Chris Hinrichs



Dan Gooris

## 2005 Lincoln (Neb.) Regional

After a 2004 season that saw Creighton improve by 15 games under first-year head coach Ed Servais, the 2005 team won 13 more games to establish itself as a rising power in college baseball.

The 2005 Bluejays won the first MVC regular season championship and its 48 victories were second

all-time at Creighton. After losing in the MVC Tournament title game, Creighton received an at-large bid into the NCAA Tournament and defeated 17th-ranked North Carolina State, 8-3, in the Lincoln Regional opener. After a loss to No. 3 Nebraska, Creighton defeated the Wolfpack again in an elimination game, 11-9. Despite winning 2-of-3 during the regular season, the Bluejays could not overcome the Huskers, falling to the eventual CWS participant, 10-2 in the regional championship.

The remarkable turnaround executed by Servais earned Creighton's head man MVC Coach of the Year honors for the second straight season. The team's 48-17 finish was largely due to the team's fundamentally sound approach, as Creighton led the country in double plays (85), and were in the top-20 nationally in fielding percentage. The bullpen was masterful, posting a 27-3 record and a 3.72 ERA. When holding a lead after seven innings, Creighton was 33-0. Sophomore left-hander Scott Reese finished 12-0 in a then-school-record 37 appearances to earn Third Team All-America honors from the NCBWA. Senior closer Brandon Bird was nearly automatic, converting on 11 save opportunities to join Reese on the All-MVC First Team.

Senior second baseman Tony Roth and DH Zach Daeges gave Creighton four members on the All-MVC First Team. Roth set a school record with a 28-game hitting streak during the season and finished with 20 doubles and team-best 12 stolen bases. Daeges led the team with a .350 batting average and 61 RBI, also earning third team Academic All-America honors. Seniors Dan Norquist (first base) and Brad Dutton (shortstop) brought home Second Team All-MVC plaudits. Creighton finished the season ranked 28th by *Collegiate Baseball*.

<b>Final Record: 48-17</b>		
<b>NCAA Results</b>		
June 3, 2005	Creighton 8, #17 North Carolina St. 3	Lincoln, Neb.
June 4, 2005	#3 Nebraska 10, Creighton 8	Lincoln, Neb.
June 5, 2005	Creighton 11, #17 North Carolina St. 9	Lincoln, Neb.
June 5, 2005	#3 Nebraska 10, Creighton 2	Lincoln, Neb.
<b>2005 Major League Baseball Draft</b>		
46th Rd. (1391)	Eric Wordekemper, RHP	New York Yankees



Academic All-American Zach Daeges



Jeff Daneff



All-American Tony Roth

# NCAA Tournament Teams (2007 & 2011)

## 2007 Fayetteville (Ark.) Regional

After posting a 19-5 MVC record for its best-ever conference winning percentage, Creighton captured its first MVC Tournament championship in Springfield, Mo., to earn an automatic berth to the NCAA Tournament. In its eighth NCAA appearance in school history, the Bluejays fell in the opener to Oklahoma State, but rebounded to score a tournament-high 21 runs in a win over Albany. However, the Bluejays ran into future First Round MLB draft pick Nick Schmidt of Arkansas and the Razorbacks ended Creighton's season at 45-16 overall.

<b>Final Record: 45-16</b>		
<b>NCAA Results</b>		
June 1, 2007	#22 Oklahoma State 6, Creighton 4	Fayetteville, Ark.
June 2, 2007	Creighton 21, Albany 11	Fayetteville, Ark.
June 3, 2007	#11 Arkansas 6, Creighton 0	Fayetteville, Ark.
<b>2007 Major League Baseball Draft</b>		
20th Rd. (616)	Marc Lewis, LHP	Florida Marlins
24th Rd. (740)	Chris Gradoville, C	Texas Rangers
45th Rd. (1345)	Pat Venditte, RHP/LHP	New York Yankees



Ben Mancuso (L) and Pat Venditte (R)

Built around sound fundamentals and unselfishness, the 2007 squad set school records for sacrifice bunts (93) and times hit by pitch (116). Creighton's pitching staff was remarkable, as three hurlers finished with sub-3.00 ERAs and four earned All-America recognition. Starting pitcher Ben Mancuso was named the MVC Pitcher of the Year and a third-team All-American by *Collegiate Baseball* after going 10-3 with a 2.34 ERA. Ambidextrous pitcher Pat Venditte set school records with his 1.88 ERA and 38 appearances, earning All-America status from four national publications. He was also named the MVC Tournament MVP after allowing only one run in 12 innings. Senior closer Andy Masten was named the MVC Newcomer of the Year and a Second Team All-American by the NCBWA after recording a school-record 16 saves. Midweek starter Casey Schmidt was named a Freshman All-American by *Collegiate Baseball* after finishing 6-1 with a 3.12 ERA.

Sophomore first baseman Darin Ruf was named the Joe Carter MVC Player of the Year as he led the Bluejays in 10 different offensive categories. He was also rewarded for his great defensive play, earning a Rawlings Gold Glove as the nation's best-fielding first baseman. Head coach Ed Servais was again named the MVC Coach of the Year, the third time in his first four seasons as head man. Redshirt freshman Robbie Knight set an NCAA record after being hit by 35 pitches.



Chris Gradoville



All-American Pat Venditte

## 2011 Corvallis (Ore.) Regional

Using a 15-6 Missouri Valley Conference record to claim the regular season crown, Creighton rolled through the MVC Tournament to earn the regular season and tournament title in the same season for the first time. It also gave Creighton the conference's automatic berth into the NCAA Tournament, the third appearance in head coach Ed Servais' tenure.

<b>Final Record: 45-16</b>		
<b>NCAA Results</b>		
June 3, 2011	#25 Creighton 2, Georgia 1	Corvallis, Ore.
June 4, 2011	#13 Oregon State 5, #25 Creighton 1	Corvallis, Ore.
June 5, 2011	Georgia 5, #25 Creighton 4 (11 inn.)	Corvallis, Ore.
<b>2011 Major League Baseball Draft</b>		
9th Rd. (280)	Jonas Dufek, RHP	Houston Astros
16th Rd. (504)	Trever Adams, OF	Texas Rangers

Creighton entered the tournament as the 25th ranked team in the nation, and showed what it could do in the regional opener, defeating Georgia 2-1 behind a stellar pitching performance from Jonas Dufek. The senior, who earned All-MVC First Team honors as well as All-America honors from *Collegiate Baseball*, struck out 10 batters and scattered five hits in the opener. The Bluejays hit a roadblock, falling to No. 13 Oregon State 5-1 before being eliminated from the tournament by Georgia, 5-4, in 11 innings.

As is true to any Servais coached team, the 2011 Bluejays thrived on the team-game concept, highlighted by solid defense and offensive execution. The Bluejays led the MVC and finished fourth in the nation in fielding percentage (.980), led by first baseman Nick Judkins, who finished with just two errors in 596 chances. Trever Adams provided the power for the Bluejays, earning All-America nods from *Baseball America*, NCBWA and *Collegiate Baseball* after finishing the season with a .387 batting average, 14 homers and 57 runs driven in. Mike Gerber earned Freshman All-American honors from *Collegiate Baseball* after stepping in as the everyday starting center fielder, playing flawless defense and blasting a .488 slugging percentage. On the mound, Creighton finished the season as one of three teams (Creighton, Georgia Tech and Virginia Tech) with two pitchers with 10 wins and 100 strikeouts. Dufek finished with a 12-1 record (128 strikeouts) while southpaw standout Ty Blach held a 10-3 record (100 strikeouts). Junior Kurt Spomer finished in second place on the single-season charts with 13 saves on the year.

Servais was named the MVC Coach of the Year for the fourth time in his career, highlighting the MVC awards handed out to the Bluejays following the season. Dufek, Adams and Jimmy Swift were named first teamers, while Blach, Gerber and Spomer were named to the second team. Blach also became just the seventh Creighton baseball player to garner CoSIDA Academic All-American honors.

The 2011 season marked the opening of Creighton's current home field, as well as the home of the Men's College World Series, Charles Schwab Field Omaha.



Ed Servais and the 2011 Seniors



All-American Jonas Dufek



All-American Trever Adams



# NCAA Tournament Teams (2012)

## 2012 Los Angeles (Calif.) Regional

Entering the MVC Tournament with a disappointing 22-28 record, few outside of Omaha gave the Bluejays a chance to defend their 2011 MVC title. Not only did the Bluejays prove their doubters wrong, they did it in dominant fashion with a win over the No. 1 seed, Indiana State (5-0) on May 22.

The Bluejays followed with 11-5 and 10-3 wins over Illinois State, advancing to a championship matchup with Southern Illinois on May 26. Creighton took the matchup with the Salukis by a 8-6 score, plating four runs in the bottom of the seventh to capture the MVC's automatic berth into the NCAA Tournament.

<b>Final Record: 28-30</b>		
<b>NCAA Results</b>		
June 1, 2012	#2 UCLA 3, Creighton 0	Los Angeles, Calif.
June 2, 2012	Creighton 8, San Diego 2	Los Angeles, Calif.
June 3, 2012	Creighton 7, New Mexico 2	Los Angeles, Calif.
June 3, 2012	#2 UCLA 13, Creighton 5	Los Angeles, Calif.
<b>2012 Major League Baseball Draft</b>		
5th Rd. (178)	Ty Blach, LHP	San Francisco Giants
22nd Rd. (611)	Anthony Bemboom, C	Los Angeles Angels



Ty Blach

Creighton drew the second-ranked UCLA Bruins in the opening game, falling to Bruins' ace Adam Plutko in a two-hit shutout, 3-0. Facing elimination, the Bluejays responded with six runs in the first four innings to seize control against San Diego. Senior Shane Liska held the Toreros to one run on three hits over five innings, while his senior Anthony Bemboom delivered a 2-for-5, three RBI day at the plate. The ensuing day brought another elimination game, this one against New Mexico on June 3. Bemboom stepped to the forefront once more in the first inning, smacking a three-run home run to put the Bluejays out in front. Staked to a 3-0 lead, senior Erik Mattingly held the Lobos to two runs on three hits in six innings. The Bluejay offense tacked on two more runs in the fourth and the fifth innings to claim the 7-2 victory, setting up a rematch with the Bruins.


Creighton continued its early offense with two runs in the first against UCLA, but the Bruins matched it with two in the bottom half, then plated five in the third as the Bruins eliminated Creighton, 13-5. Junior Ty Blach, who tossed a shutout against Indiana State to start the Bluejays postseason run, was selected in the fifth round of the MLB draft, while Bemboom went in the 22nd round to the Los Angeles Angels of Anaheim. Bemboom was the lone Bluejay to claim postseason accolades, taking home All-MVC Second Team honors.



Anthony Bemboom



Shane Liska



Erik Mattingly





# NCAA Tournament Teams (2019)

## 2019 Corvallis (Ore.) Regional

Entering the 2019 season with more power and offensive potential than most Bluejay squads during his tenure, head coach Ed Servais let his team blast away. The result was 67 home runs, the most under a team guided by Servais and the highest for a Bluejay squad since the 1999 team launched 77. The high-powered offense led directly to victories as the Bluejays went 29-4 in games they hit at least one home run. Creighton closed the season with a 41-13 mark, including 14-4 in the BIG EAST to claim the Bluejays' regular-season crown. Reaching the conference tournament as the top seed for the third time, the Bluejays blazed through the other three teams. Creighton bested Seton Hall 10-9 in the opening round, defeated St. John's 17-13 in the semifinals, then defeated Xavier 9-8 to claim the conference's automatic berth.

After dropping the opening round matchup with Michigan and facing elimination, an explosive third inning (three runs on three hits, including a leadoff home run by junior Isaac Collins) and a strong pitching performance from senior Evan Johnson (5.1 innings of three-hit ball) and junior John Sakowski (3.2 innings of scoreless relief) lifted the Bluejays past defending national champion Oregon State.

The Bluejays followed up with a 6-1 victory over Cincinnati to force a rematch with eventual MCWS runner-up Michigan. Trailing 7-4 in the top of the ninth, the Bluejays bats came alive, scoring seven runs in the frame to take an 11-7 lead and force another game. Creighton's season, however, came to an end as Michigan plated five in the bottom of the fourth inning and another six in the seventh inning to eliminate the Bluejays, 17-6.

Senior Mitch Ragan was named the BIG EAST Pitcher of the Year, with an 8-3 record in 99.1 innings of work, while junior Jake Holton claimed BIG EAST Player of the Year honors with a .463 batting average in conference play.

Creighton earned the BIG EAST Coaching Staff of the Year award for the second time in four seasons, while Collins earned a spot on the BIG EAST First Team hitting .293 on the season. Four Bluejays claimed All-BIG EAST Second Team honors with the recognition going to seniors pitchers Denson Hull (4-1, 1.78 ERA) and Evan Johnson (4-2, 2.43 ERA) as well as outfielders Will Robertson (hitting .325 with five homers in conference play) and Jared Wegner, who posted a .340 batting average in conference action.

Following the season, an impressive six Bluejays were taken in the 2019 MLB Draft. Robertson, who led the team with 15 home runs and a team-best 67 RBI, was the first of three Bluejays taken on the second day of the draft. Robertson was selected in the fourth round by the Toronto Blue Jays, while Collins went in the ninth round to the Colorado Rockies. Holton, who led the squad with a .386 batting average and 80 hits, was taken in the 10th round by the Detroit Tigers. The third day of the MLB Draft saw Ragan go in the 15th round to the New York Mets, senior Jack Strunc go in the 25th round to the Miami Marlins and Hull earn a 29th round selection by the Arizona Diamondbacks.

### Final Record: 41-13

#### NCAA Results

May 31, 2019	Michigan 6, Creighton 0	Corvallis, Ore.
June 1, 2019	Creighton 4, #16 Oregon State 2	Corvallis, Ore.
June 2, 2019	Creighton 6, Cincinnati 1	Corvallis, Ore.
June 2, 2019	Creighton 11, Michigan 7	Corvallis, Ore.
June 3, 2019	Michigan 17, Creighton 6	Corvallis, Ore.

#### 2019 Major League Baseball Draft

4th Rd. (117)	Will Robertson, OF	Toronto Blue Jays
9th Rd. (279)	Isaac Collins, INF	Colorado Rockies
10th Rd. (292)	Jake Holton, INF	Detroit Tigers
15th Rd. (448)	Mitch Ragan, RHP	New York Mets
25th Rd. (741)	Jack Strunc, SS	Miami Marlins
29th Rd. (842)	Denson Hull, LHP	Arizona Diamondbacks




# Creighton Hall of Fame/Academic All-Americans

## Creighton Athletics Hall of Fame

The Creighton University Athletics Hall of Fame added the first squad to its ranks as the 1991 Creighton Baseball team was inducted in 2016. The 1991 Bluejays reached the College World Series and finished with a 51-22 record, including a 9-4 mark in the postseason. The 51-win total remains a Creighton program record for victories in a season. Creighton finished 1991 as the nation's top offense, hitting a school-record .355 during the year. The Bluejays also broke and still hold school records for runs (667), hits (904), RBI (611), doubles (184), triples (60), home runs (107), total bases (1,529) and slugging percentage (.601). Every Creighton regular hit .330 or higher during the team's remarkable offensive season.

<b>1991 Creighton Baseball</b>	<b>2016</b>	Mary Higgins	1987	<b>Dennis Rasmussen</b>	<b>1993</b>
Dana Altman	2018	Lance Hill	2007	<b>Roman Roh, D.D.S.</b>	<b>1981</b>
Rick Apke	1989	Marissa Janning Murphy	2023	Sebastian "Subby" Salerno	1986
Tom Apke	1995	Werner Jensen, M.D.	1975	<b>Dave Schrage</b>	<b>2023</b>
Tony Barone	2015	John C. Johnson	1991	Jody Schwartz Longballa	2012
Edward Beisser	1977	Brian Kamler	2002	<b>Randy Schwartz</b>	<b>1994</b>
<b>Alan Benes</b>	<b>2011</b>	Carol Ketcham	2022	Ryan Sears	2010
Lee C. Bevilacqua, M.D.	1988	John Knolla	1978	<b>Scott Servais</b>	<b>2003</b>
Megan Bober	2022	Donald Knowles	1969	Paul Silas	1974
Ralph Bobik	1988	Rusty Komori	2014	Brett Simon	2017
Kelly Brookhart Prokupek	2003	Kyle Korver	2018	Renae Sinkler-O'Gorman	2022
Kelli Browning	2021	Kris Kugel Huss	2011	<b>Dan Smith</b>	<b>2013</b>
Conrad "Cornie" Collin	1991	Ralph "Swede" Langer	2000	Laura Spanheimer Dechant	2014
Keith DeFini	2005	Don Leahy	2008	<b>Scott Stahoviak</b>	<b>2005</b>
Randy Eccker	1999	Korie Lebeda	2014	Shannon Struby	2006
<b>Mike Finley</b>	<b>2007</b>	Leonard "Jimmy" Lovley, D.D.S.	1969	Eddie Sutton	1997
<b>Oneri Fleita</b>	<b>2000</b>	Dr. Christina Lunceford	2023	Jean Tierney Holt	1990
Donald Fleming	1976	Dr. Ralph Mailliard	1972	Anthony Tolliver	2019
Becky Flynn Jensen	2005	<b>Chad McConnell</b>	<b>2015</b>	Johnny Torres	2004
<b>Rick Freehling</b>	<b>2009</b>	Doug McDermott	2019	Mike Tranchilla	2021
Nate Funk	2013	<b>Kevin McKenna</b>	<b>1998</b>	John Trautman, M.D.	1980
Heidi Geier Woodard	2006	John J. "Red" McManus	1979	Rev. Maurice Van Ackeren, S.J.	1971
<b>Bob Gibson</b>	<b>1968</b>	Vernon Moore	2017	Pat Venditte	2021
Pam Gradoville Simon	1999	Brian Mullan	2008	Ben Walker	2010
Kathy Halligan	2002	Richard Mulrooney	2008	Melissa Walsh Albers	2009
Gene Harmon	1985	Christy Neneman	2013	Bob Warming	2011
Bob Harstad	2002	Tammy Nielsen Winkler	2016	Tanya Warren	1996
Rev. Robert J. Hart, S.J.	2001	Tara Oltman Higgins	2017	Carrie Welle Anderson	2009
Dick Harvey	1983	<b>Gil Passarella</b>	<b>1984</b>	William Worthing	1970
<b>Mike Heathcott</b>	<b>2006</b>	Ross Paule	2012	David Wright	2015
<b>Jim Hendry</b>	<b>2001</b>	Ira Philson	2003	Connie Yori	1992
Fabian Herbers	2023	Bob Portman	1982	Mary Yori	1992
E.S. "Eddie" Hickey	1973	Anthony F. Porto, Sr., D.D.S.	1990		
		Jessica Powers Davis	2007		

\* Former baseball players/coaches in bold




**Ernie Rongish**  
(Second Team - 1973)

## Academic All-Americans

Seven players in the program's history have earned baseball Academic All-America accolades from the *College Sports Communicators (CSC)*, including three-year pick Dan Lawler and two-time selection Zach Daeges.

Dave Schrage, a second-teamer in 1983, went on to serve as the head coach at Northern Iowa, Northern Illinois, Evansville, Notre Dame, South Dakota State and Butler. The most recent addition, Ty Blach, was drafted by the San Francisco Giants following the 2012 season.




**Dave Schrage**  
(Second Team - 1983)



**Bill Hahn**  
(Second Team - 1993)



**Dan Lawler**  
(Third Team - 1999, 2000)  
(Second Team - 2001)



**Zach Daeges**  
(Third Team - 2005, 2006)



**Darin Ruf**  
(Third Team - 2009)




**Ty Blach**  
(Third Team - 2011)



# All-Americans

The Creighton baseball program has produced 21 All-Americans in its proud history, including two in 2014 and two in 2011. Four players have earned All-America First Team status in the program's history (Dan Smith- 1990, Scott Stahoviak - 1991, Chad McConnell - 1992 and Ryan Gripp - 1999). In 1991, Scott Stahoviak was named the National Player of the Year after leading the Bluejays to their only College World Series.



## Scott Servais (1986-88), C

Third Team All-America, Baseball America  
Third Team All-America, Collegiate Baseball  
1988

AVG	AB	H	R	2B	3B	HR	RBI	SB
.295	207	61	36	17	2	8	28	5

Catcher Scott Servais (1986-88) became Creighton's first All-American in 1988, as a Third Team pick by both *Baseball America* and *Collegiate Baseball*.

## Dan Smith (1988-90), LHP

First Team All-America, Baseball America  
First Team All-America, ABCA  
1990

ERA	W-L	SV	CG	SH	IP	BB	K
1.96	14-3	0	12	5	119.2	48	134

Pitcher Dan Smith (1988-90) earned First Team All-America honors from both *Baseball America* and the ABCA in 1990 after going 14-3 with a 1.96 ERA.

## Mike Heathcott (1988-91), RHP

Second Team All-America, Collegiate Baseball  
1991

ERA	W-L	SV	CG	SH	IP	BB	K
3.95	15-3	0	7	1	132.0	68	67

Mike Heathcott (1988-91) achieved Second Team All-America status from *Collegiate Baseball* in 1991 after setting school records with 15 wins and 132 IP.

## Scott Stahoviak (1989-91), 3B-1B

First Team All-America, Baseball America  
First Team All-America, Collegiate Baseball  
First Team All America, ABCA  
ABCA National Player of the Year 1991

AVG	AB	H	R	2B	3B	HR	RBI	SB
.449	267	120	87	26	7	13	74	16

After Scott Stahoviak's (1989-91) stellar year in 1991, he was drafted in the first round by the Minnesota Twins. He played five years with a career average of .256 for the Twins.



## Chad McConnell (1990-92), OF

First Team All-America, Baseball America  
First Team All-America, ABCA  
1992

AVG	AB	H	R	2B	3B	HR	RBI	SB
.400	220	88	68	20	4	14	73	29

Chad McConnell (1990-92) was a consensus First Team All-American in 1992 after leading Creighton to its third straight NCAA Regional with 14 home runs and 73 RBI.

## Ryan Gripp (1997-99), 3B

First Team All America, ABCA  
1999

AVG	AB	H	R	2B	3B	HR	RBI	SB
.395	233	92	78	24	0	24	84	1

Third baseman Ryan Gripp (1997-99) was an ABCA First Team All-American in 1999 after hitting .395 with 84 RBI and a school-record 24 home runs.

## Peyton Lewis (1999), Utility

Second Team All-America, Collegiate Baseball  
Second Team All-America, NCBWA  
1999

AVG	AB	H	R	2B	3B	HR	RBI	SB
.339	233	79	55	18	4	19	76	2

ERA	W-L	SV	CG	SH	IP	BB	K
3.30	10-1	1	4	0	103.2	52	114

Peyton Lewis' (1999) only season with Creighton was one to remember, as he was named Valley Pitcher of the Year, helping the Bluejays to their first regional in seven years.

## Steve Grasley (2001-04), RHP

Third Team All-America, NCBWA  
2004

ERA	W-L	SV	CG	SH	IP	BB	K
3.00	12-4	1	3	1	117.0	23	101

Pitcher Steve Grasley (2001-04) was picked by the NCBWA as a Third Team All-American in 2004 after posting a 12-4 record with a 3.00 ERA in 17 starts.



# All-Americans



**Tony Roth (2002-05), 2B**  
Third Team All-America, ABCA  
2004

AVG	AB	H	R	2B	3B	HR	RBI	SB
.356	191	68	44	17	1	5	30	9

Tony Roth (2002-05) garnered Third Team All-America laurels from the ABCA as a junior in 2004 after batting .356 and leading the nation's best fielding team.



**Scott Reese (2004-07), LHP**  
Third Team All-America, NCBWA  
2005

ERA	W-L	SV	CG	SH	IP	BB	K
2.85	12-0	5	0	0	88.1	28	58

Pitcher Scott Reese (2004-07) went 12-0 as a sophomore in 2005. He was named Third Team All-America in 2005 and would go on to set Creighton's all-time appearance mark.



**Zach Daeges (2003-06), 3B**  
Second Team All-America, NCBWA  
2006

AVG	AB	H	R	2B	3B	HR	RBI	SB
.350	180	63	59	13	1	13	49	8

Zach Daeges (2003-06) received Second Team All-America accolades from the NCBWA in 2006 after batting .350 with 13 homers and 49 RBI.



**Ben Mancuso (2005-08), LHP**  
Third Team All-America, Collegiate Baseball  
2007

ERA	W-L	SV	CG	SH	IP	BB	K
2.34	10-3	0	2	1	77.0	20	60

Ben Mancuso earned Third Team All-America honors in 2007 to go along with his MVC Pitcher of the Year Award. He finished with a 10-3 record with a 2.34 ERA.



**Andy Masten (2007), RHP**  
Second Team All-America, NCBWA  
2007

ERA	W-L	SV	CG	SH	IP	BB	K
2.02	4-3	16	0	0	49.0	7	47

Andy Masten's only season as a Bluejay resulted in a Second Team All-America pick by the NCBWA. His 16 saves set a school record and helped the Bluejays to an MVC title.



**Pat Venditte (2005-08), RHP, LHP**  
Second Team All-America, Baseball America  
Second Team All-America, Rivals.com  
Third Team All-America, Collegiate Baseball  
2007

ERA	W-L	SV	CG	SH	IP	BB	K
1.88	8-2	7	0	0	95.2	22	99

Pat Venditte (2005-08) was lights out from both the right and left side of the pitching rubber as the ambidextrous pitcher earned All-America honors from three different publications.



**Trever Adams (2010-11), OF**  
Second Team All-America, ABCA/Rawlings  
Second Team All-America, Baseball America  
Second Team All-America, NCBWA  
Third Team All-America, Collegiate Baseball  
2011

AVG	AB	H	R	2B	3B	HR	RBI	SB
.387	230	89	46	14	4	14	57	15

Trever Adams led the Bluejays in nearly every offensive statistical category in his two seasons. He became the first Bluejay outfielder to be named to the All-MVC First Team.

# All-Americans



**Jonas Dufek (2008-11), RHP**  
Third Team All-America, ABCA/Rawlings  
Third Team All-America, Collegiate Baseball  
2011

ERA	W-L	SV	CG	SH	IP	BB	K
2.08	12-1	0	2	1	112.2	29	128

Jonas Dufek earned the Friday night starter's role, leading the team and Valley with 128 strikeouts in 112.2 innings of work.

**Reagan Fowler (2013-16), 1B**  
Third Team All-America, Collegiate Baseball  
2014

AVG	AB	H	R	2B	3B	HR	RBI	SB
.362	185	67	38	16	3	0	27	9

Fowler exploded in his first season in the BIG EAST with a team-best .362 average as he earned the Co-Player of the Year award.

**Matt Warren (2013-16), RHP**  
Second Team All-America, Collegiate Baseball  
2014

ERA	W-L	SV	CG	SH	IP	BB	K
2.03	10-1	0	1	1	84.1	25	45

Warren opened the 2014 season with nine consecutive victories. His 2.03 ERA ranks sixth in Bluejays history.

**Ryan Tapani (2017-18), RHP**  
Second Team All-America, NCBWA  
Third Team All-America, Collegiate Baseball  
2018

ERA	W-L	SV	CG	SH	IP	BB	K
2.38	10-1	0	1	1	94.2	25	95

Tapani won his first five outings, holding opponents to three runs or less 12 times. His career winning percentage of .867 moved him atop the Bluejays record book.



**Jake Holton (2019), 1B**  
Third Team All-America, ABCA  
2019

AVG	AB	H	R	2B	3B	HR	RBI	SB
.386	207	80	55	15	2	14	58	1

Holton delivered 25 multi-hit games in his lone season as a Bluejays, leading the squad in home runs (14), RBI (58) and a .681 slugging percentage. Jake went on to claim the 2019 BIG EAST Player of the Year.



**Alan Roden (2019-22), 1B**  
Third Team All-America, Collegiate Baseball  
2022

AVG	AB	H	R	2B	3B	HR	RBI	SB
.387	194	75	48	25	2	4	46	9

Roden was the Co-BIG EAST Player of the Year in 2022, closing the season on a 34-game reached base streak. He led Creighton with a .387 average, 75 hits and 25 doubles. Roden was the second most difficult player to strikeout in the NCAA, going down on strikes just eight times. He finished second on the team with 46 RBI, nine stolen bases and 48 runs scored in 2022.



**Dylan Tebrake (2019-22), RHP**  
Second Team All-America, Collegiate Baseball  
2022

ERA	W-L	SV	CG	SH	IP	BB	K
2.71	8-2	0	2	0	93.0	33	115

A two-time BIG EAST Pitcher of the Year, Tebrake closed the 2022 season with an 2.71 ERA over 93.0 innings. The Bluejays ace went 8-2 with a pair of complete games, posting 115 strikeouts and walking just 33. Tebrake made 17 starts, limiting opponents to a .211 average.



# Freshman All-Americans

Alan Roden became the 14th Bluejay to claim the honor of a Freshman All-American status in 2021, joining Will Robertson (2017), Rollie Lacy (2015), Tommy Strunc (2013), Mike Gerber (2011), Casey Schmidt (2007), Tony Roth (2002), Matt Buckingham (2002), Scott Yahraus (1999), Brian Smith (1996), Drue Councill (1995), Chad Meyers (1994) and Alan Benes (1991).



Alan Benes (1991), RHP  
Baseball America  
First Team



Chad Meyers (1994-96), OF  
Baseball America  
First Team



Drue Councill (1995-98), RHP  
Baseball America  
Honorable Mention



Brian Smith (1996-99), C  
Baseball America  
Honorable Mention



Scott Yahraus (1999), RHP  
Collegiate Baseball Newspaper  
First Team



Steve Grasley (2001-04), RHP  
Collegiate Baseball Newspaper  
Honorable Mention



Tony Roth (2002-05), INF  
Collegiate Baseball Newspaper  
First Team



Matt Buckingham (2002-05), RHP  
Collegiate Baseball Newspaper  
Honorable Mention



Casey Schmidt (2007), RHP  
Collegiate Baseball Newspaper  
First Team



Mike Gerber (2011-14), OF  
Collegiate Baseball Newspaper  
First Team



Tommy Strunc (2013-15), RHP  
Collegiate Baseball Newspaper  
First Team



Rollie Lacy (2015-17), RHP  
Collegiate Baseball Newspaper  
First Team




Will Robertson (2017-2019), OF  
Collegiate Baseball Newspaper



Alan Roden (2019-2022), OF  
Collegiate Baseball Newspaper

# Bluejays in the Pros



Throughout the years, Creighton has sent numerous players into the professional ranks, including 26 that have reached baseball's ultimate stage (MLB). The most recent additions to this illustrious group are Elliot Soto (2020), Anthony Bemboom (2019), Nicky Lopez (2019), Mike Gerber (2018), Ty Blach (2016), Pat Venditte (2015) and Darin Ruf (2012).

This group is highlighted by one of baseball's greatest pitchers of all time, Bob Gibson (left). Inducted into the Baseball Hall of Fame in 1981, Gibson, delivered a stellar 17-year career with the St. Louis Cardinals.

After concluding his collegiate career at Creighton in 1957, Gibson went on to win 251 games, record 3,117 strikeouts and win two World Series Championships with the St. Louis Cardinals.

The Bluejays had several other players enjoy long careers. Dennis Rasmussen played 13 seasons for five different teams, putting up a career 4.15 ERA with 91 wins. Scott Servais played 11 seasons with four teams, hitting .245 with 63 home runs and 319 RBI. He began his managerial career with the Seattle Mariners in 2016.

Ruf made his debut in the fall of 2012 with the Philadelphia Phillies, playing a combined nine seasons for the Phillies, San Francisco Giants, New York Mets and Milwaukee Brewers.

Alan Benes pitched eight seasons, posting 13 wins in his rookie season with the St. Louis Cardinals. Benes, who serves as a scout with the Cardinals, was inducted into the Creighton Athletics Hall of Fame in 2011.

Dave McKay played eight seasons with three teams, holding a career .229 batting average and driving in 170 runs. McKay later enjoyed a long coaching career with the Oakland Athletics, St. Louis Cardinals, Chicago Cubs and presently with the Arizona Diamondbacks.

Kimera Barteel spent six seasons in the majors, splitting time between Detroit and Cincinnati. He finished with a .216 average in 243 games played.

Blach not only debuted in 2016, he was added to the San Francisco Giants playoff roster in 2016 and was San Francisco's opening day starter in 2018. Over six seasons at the MLB level, Blach pitched for the Giants, Baltimore Orioles and Colorado Rockies in 2023.

Nicky Lopez enters the 2024 season (his sixth overall) with 544 games played. He played the bulk of his career with the Kansas City Royals, but was traded to Atlanta during the 2023 season. In the offseason he was sent to the Chicago White Sox.

Bemboom appeared in games for both Tampa Bay and the Los Angeles Angels of Anaheim in 2019. Bemboom remained active during portions of the 2020-23 seasons playing for the Angels, Rays and Baltimore Orioles in 2023.

Scott Stahoviak, one of four first round picks in Creighton history, played five seasons for the Minnesota Twins, belting 27 home runs and driving in 119 runs. Stahoviak may be best remembered by Creighton fans for his play during the 1991 season as he led the Bluejays to the College World Series.

Venditte appeared in his first contest at Fenway Park with the Oakland Athletics during the summer of 2015, seeing action in five different seasons.

Chad Meyers played four seasons for the Chicago Cubs and Seattle Mariners.

Mike Mahoney spent three seasons in the majors with the Chicago Cubs and St. Louis Cardinals, finishing his major league career with 18 hits and 10 RBI in 46 games played.


The remaining 14 former Bluejays played two seasons or less, including recent alumni such as Gerber for the Detroit Tigers in 2018 and the San Francisco Giants in 2019. Soto appeared in three games for the Los Angeles Angels of Anaheim in 2020.

Bluejays Drafted and/or Signed			Bluejays Drafted and/or Signed		
Player	Year	Organization	Player	Year	Organization
<b>Gerald J. Shea</b>	<b>1905</b>	<b>St. Louis Cardinals</b>	Steve Grasley	2004	Seattle Mariners
<b>Joseph Lotz</b>	<b>1916</b>	<b>St. Louis Cardinals</b>	Tony Roth	2005	Texas Rangers
<b>Hugh (Hal) Luby</b>	<b>1931</b>	<b>Philadelphia Athletics</b>	Eric Wordekemper	2005	New York Yankees
Frank Slezak	1955	St. Louis Cardinals	Zach Daeges	2006	Boston Red Sox
Fritz Stanek	1955	Brooklyn Dodgers	Chase Odenreider	2006	New York Yankees
Gene Sullivan	1955	St. Louis Cardinals	Adam Schaecher	2006	Texas Rangers
Don Brummer	1957	New York Yankees	Chris Gradoville	2007	Texas Rangers
<b>Bob Gibson</b>	<b>1957</b>	<b>St. Louis Cardinals</b>	Marc Lewis	2007	Florida Marlins
Gil Passarella	1970	New York Yankees	Chad Ogden	2007	Texas Rangers
<b>Dave McKay</b>	<b>1971</b>	<b>Minnesota Twins</b>	<b>Pat Venditte</b>	<b>2008</b>	<b>New York Yankees</b>
Cliff Cuadreuil	1972	Baltimore Orioles	Vicente Cafaro	2009	Texas Rangers
Jim Otto	1972	New York Yankees	Kirk Clark	2009	Houston Astros
John Sturgeon	1972	San Diego Padres	<b>Darin Ruf</b>	<b>2009</b>	<b>Philadelphia Phillies</b>
Jim Lemon	1973	Kansas City Royals	<b>Elliot Soto</b>	<b>2010</b>	<b>Chicago Cubs</b>
Dennis Froehlich	1974	San Francisco Giants	Carson Vitale	2010	Texas Rangers
Abner Johnson	1977	Minnesota Twins	Trever Adams	2011	Texas Rangers
<b>Dennis Rasmussen</b>	<b>1980</b>	<b>California Angels</b>	Jonas Dufek	2011	Houston Astros
Daryl Stoval	1982	Chicago White Sox	Jimmy Swift	2011	Texas Rangers
Kevin Kristan	1983	Chicago White Sox	Jack VanLeur	2011	Philadelphia Phillies
Donald Montgomery	1983	Montreal Expos	<b>Anthony Bemboom</b>	<b>2012</b>	<b>Los Angeles Angels</b>
Doug Palmer	1983	Minnesota Twins	<b>Ty Blach</b>	<b>2012</b>	<b>San Francisco Giants</b>
Tom Traen	1983	Montreal Expos	Chance Ross	2012	Los Angeles Angels
Eric Campbell	1984	Chicago White Sox	Kurt Spomer	2012	Los Angeles Angels
<b>Tom Drees</b>	<b>1985</b>	<b>Chicago White Sox</b>	Federico Castagnini	2013	Baltimore Orioles
Dave Hartnett	1986	Seattle Mariners	<b>Mike Gerber</b>	<b>2014</b>	<b>Detroit Tigers</b>
Jeff Kopyta	1986	Oakland Athletics	Jake Peter	2014	Chicago White Sox
Shaun Daly	1987	Kansas City Royals	Bryan Sova	2014	Philadelphia Phillies
Brad Kucera	1987	Milwaukee Brewers	Nick Highberger	2016	Oakland Athletics
Eric Boddie	1988	Los Angeles Dodgers	<b>Nicky Lopez</b>	<b>2016</b>	<b>Kansas City Royals</b>
Oneri Fleita	1988	Baltimore Orioles	Daniel Woodrow	2016	Detroit Tigers
Dan Johnston	1988	Chicago Cubs	David Gerber	2017	Seattle Mariners
<b>Scott Servais</b>	<b>1988</b>	<b>Houston Astros</b>	Rollie Lacy	2017	Chicago Cubs
<b>Dan Smith</b>	<b>1990</b>	<b>Texas Rangers</b>	Keith Rogalla	2017	Los Angeles Angels
<b>Dax Jones</b>	<b>1991</b>	<b>San Francisco Giants</b>	Ethan DeCaster	2018	Detroit Tigers
<b>Mike Heathcott</b>	<b>1991</b>	<b>Chicago White Sox</b>	Mike Emodi	2018	Kansas City Royals
Steve Hinton	1991	Kansas City Royals	Ryan Fitzgerald	2018	Boston Red Sox
Bobby Langer	1991	Chicago White Sox	Grant Spranger	2018	Seattle Mariners
Ryan Martindale	1991	Cleveland Indians	Ryan Tapani	2018	Washington Nationals
<b>Scott Stahoviak</b>	<b>1991</b>	<b>Minnesota Twins</b>	Jacob Voss	2018	Los Angeles Angels
Rick Freehling	1992	Florida Marlins	Isaac Collins	2019	Colorado Rockies
Chad McConnell	1992	Philadelphia Phillies	Jake Holton	2019	Detroit Tigers
<b>Kimera Barteel</b>	<b>1993</b>	<b>Baltimore Orioles</b>	Denson Hull	2019	Arizona Diamondbacks
<b>Alan Benes</b>	<b>1993</b>	<b>St. Louis Cardinals</b>	Evan Johnson	2019	Seattle Mariners
Brian O'Brien	1993	Minnesota Twins	Mitch Ragan	2019	New York Mets
Brian O'Connor	1993	Philadelphia Phillies	Will Robertson	2019	Toronto Blue Jays
Aaron Puffer	1993	California Angels	Jack Strunc	2019	Miami Marlins
Eric Maloney	1993	Los Angeles Dodgers	Alan Roden	2022	Toronto Blue Jays
Troy Schulte	1993	Houston Astros	Dylan Tebrake	2022	New York Mets
Eric Dantzier	1994	San Francisco Giants			
<b>Rick Heiserman</b>	<b>1994</b>	<b>Cleveland Indians</b>			
Dan Hower	1994	Texas Rangers			
Gary Dose	1995	Minnesota Twins			
Tyson Kimm	1995	Philadelphia Phillies			
<b>Mike Mahoney</b>	<b>1995</b>	<b>Atlanta Braves</b>			
Mike Stick	1995	Chicago Cubs			
A.J. Walkanoff	1995	Los Angeles Dodgers			
<b>Chad Meyers</b>	<b>1996</b>	<b>Chicago Cubs</b>			
<b>Kevin Frederick</b>	<b>1998</b>	<b>Toronto Blue Jays</b>			
Ryan Gripp	1999	Milwaukee Brewers			
Peyton Lewis	1999	Toronto Blue Jays			
Ken Sarna	2000	Kansas City Royals			
Vince Pietro	2000	Cleveland Indians			
Dan Gooris	2001	San Diego Padres			
Dan Lawler	2001	Chicago Cubs			
<b>Tim Gradoville</b>	<b>2002</b>	<b>Philadelphia Phillies</b>			
Ryan Fitzgerald	2003	Chicago Cubs			
Tom Oldham	2003	Seattle Mariners			

**Bold** - Reached the Major Leagues.

\*All teams listed are the team the player signed with

# Bluejays in the Majors



**Anthony Bemboom**



**Ty Blach**



**Bob Gibson**

KIMERA BARTEE										
Year	Team	AVG.	G	AB	R	H	2B	3B	HR	RBI
1996	DET	.253	110	217	32	55	6	1	1	14
1997	DET	.200	12	5	4	1	0	0	0	0
1998	DET	.194	57	98	20	19	5	1	3	15
1999	DET	.195	41	77	11	15	1	3	0	3
2000	CIN	.000	11	4	2	0	0	0	0	0
2001	CIN	.000	12	15	0	0	0	0	0	1
<b>Totals</b>		<b>.216</b>	<b>243</b>	<b>416</b>	<b>69</b>	<b>90</b>	<b>12</b>	<b>5</b>	<b>4</b>	<b>33</b>

ANTHONY BEMBOOM										
Year	Team	AVG.	G	AB	R	H	2B	3B	HR	RBI
2019	TBR/LAA	.130	25	54	2	7	1	0	1	4
2020	LAA	.208	21	48	9	10	1	0	3	5
2021	LAA	.222	8	27	2	6	0	0	0	2
2022	BAL	.115	22	52	4	6	2	0	1	1
2023	BAL	.182	6	11	0	2	0	0	0	0
<b>Totals</b>		<b>.161</b>	<b>82</b>	<b>192</b>	<b>17</b>	<b>31</b>	<b>4</b>	<b>0</b>	<b>5</b>	<b>12</b>

ALAN BENES										
Year	Team	ERA	W-L	Sv	G/GS	IP	H	BB	K	
1995	STL	8.44	1-2	0	3/3	16.0	24	4	20	
1996	STL	4.90	13-10	0	34/32	191.0	192	87	131	
1997	STL	2.89	9-9	0	23/23	161.2	128	68	160	
1999	STL	0.00	0-0	0	2/0	2.0	2	0	2	
2000	STL	5.67	2-2	0	30/0	46.0	54	23	26	
2001	STL	7.36	2-0	0	9/1	14.2	14	12	10	
2002	CHC	4.35	2-2	0	7/7	39.1	42	12	32	
2003	CHC	2.16	0-0	1	3/0	8.1	8	6	9	
2003	TEX	11.40	0-3	0	4/4	15.0	29	8	11	
<b>Totals</b>		<b>4.59</b>	<b>29-28</b>	<b>1</b>	<b>115/70</b>	<b>494.0</b>	<b>493</b>	<b>220</b>	<b>401</b>	

TY BLACH										
Year	Team	ERA	W-L	Sv	G/GS	IP	H	BB	K	
2016	SFG	1.06	1-0	0	4/2	17.0	8	5	10	
2017	SFG	4.78	8-12	0	34/24	163.2	179	43	73	
2018	SFG	4.25	6-7	0	47/13	118.2	133	41	75	
2019	SFG/BAL	12.00	1-3	0	7/5	27.0	46	17	20	
2022	COL	5.89	1-0	1	24/1	44.1	51	11	29	
2023	COL	5.54	3-3	0	20/13	78.0	104	24	50	
<b>Totals</b>		<b>5.18</b>	<b>20-25</b>	<b>1</b>	<b>136/58</b>	<b>448.2</b>	<b>521</b>	<b>141</b>	<b>257</b>	

TOM DREES										
Year	Team	ERA	W-L	Sv	G/GS	IP	H	BB	K	
1991	CWS	12.27	0-0	0	4/0	7.1	10	6	2	
<b>Totals</b>		<b>12.27</b>	<b>0-0</b>	<b>0</b>	<b>4/0</b>	<b>7.1</b>	<b>10</b>	<b>6</b>	<b>2</b>	

KEVIN FREDERICK										
Year	Team	ERA	W-L	Sv	G/GS	IP	H	BB	K	
2002	MIN	10.03	0-0	0	8/0	11.2	13	10	5	
2004	TOR	6.59	0-2	0	22/0	28.2	32	16	22	
<b>Totals</b>		<b>7.59</b>	<b>0-2</b>	<b>0</b>	<b>30/0</b>	<b>40.1</b>	<b>45</b>	<b>26</b>	<b>27</b>	

MIKE GERBER										
Year	Team	AVG.	G	AB	R	H	2B	3B	HR	RBI
2018	DET	.095	18	42	2	4	1	0	0	2
2019	SFG	.042	12	24	0	1	1	0	0	0
<b>Totals</b>		<b>.076</b>	<b>30</b>	<b>66</b>	<b>2</b>	<b>5</b>	<b>2</b>	<b>0</b>	<b>0</b>	<b>2</b>

BOB GIBSON										
Year	Team	ERA	W-L	Sv	G/GS	IP	H	BB	K	
1959	STL	3.33	3-5	0	13/9	75.2	77	39	48	
1960	STL	5.61	3-6	0	27/12	86.2	97	48	69	
1961	STL	3.24	13-12	1	35/27	211.1	186	119	166	
1962	STL	2.85	15-13	1	32/30	233.2	174	95	208	
1963	STL	3.39	18-9	0	36/33	254.2	224	86	245	
1964	STL	3.01	19-12	1	40/36	287.1	250	86	245	
1965	STL	3.07	20-12	1	38/36	299.0	243	103	270	
1966	STL	2.44	21-12	0	35/35	280.1	210	8	225	
1967	STL	2.98	13-7	0	24/24	175.1	151	40	147	
1968	STL	1.12	22-9	0	34/34	304.2	198	62	268	
1969	STL	2.18	20-13	0	35/35	314.0	251	95	269	
1970	STL	3.12	23-7	0	34/34	294.0	262	88	274	
1971	STL	3.04	16-13	0	31/31	245.2	215	76	185	
1972	STL	2.46	19-11	0	34/34	278.0	226	88	208	
1973	STL	2.77	12-10	0	25/25	195.0	159	57	142	
1974	STL	3.82	11-13	0	33/33	240.0	236	104	129	
1975	STL	5.04	3-10	2	22/14	109.0	120	62	60	
<b>Totals</b>		<b>2.91</b>	<b>251-174</b>	<b>6</b>	<b>528/482</b>	<b>3884.1</b>	<b>3279</b>	<b>1336</b>	<b>3117</b>	

**Baseball Hall of Fame:** Inducted in 1981  
**Cy Young Awards:** 2; 1968, 1970  
**N.L. Most Valuable Player:** 1; 1968  
**N.L. All Star:** 8; 1962, 1965-70, 1972  
**N.L. Gold Gloves:** 9; 1965-73  
**World Series Most Valuable Player:** 2; 1964, 1967  
**MLB Records:** Strikeouts in a World Series: 35; Strikeouts in a World Series game: 17; Single Season ERA: 1.12

**TIM GRADOVILLE**  
 2006 Did not see any game action

MIKE HEATHCOTT										
Year	Team	ERA	W-L	Sv	G/GS	IP	H	BB	K	
1998	CWS	3.00	0-0	0	1/0	3.0	2	1	3	
<b>Totals</b>		<b>3.00</b>	<b>0-0</b>	<b>0</b>	<b>1/0</b>	<b>3.0</b>	<b>2</b>	<b>1</b>	<b>3</b>	

RICK HEISERMAN										
Year	Team	ERA	W-L	Sv	G/GS	IP	H	BB	K	
1999	STL	8.31	0-0	0	3/0	4.1	8	4	4	
<b>Totals</b>		<b>8.31</b>	<b>0-0</b>	<b>0</b>	<b>3/0</b>	<b>4.1</b>	<b>8</b>	<b>4</b>	<b>4</b>	

DAX JONES										
Year	Team	AVG.	G	AB	R	H	2B	3B	HR	RBI
1996	SF	.172	34	58	7	10	0	2	1	7
<b>Totals</b>		<b>.172</b>	<b>34</b>	<b>58</b>	<b>7</b>	<b>10</b>	<b>0</b>	<b>2</b>	<b>1</b>	<b>7</b>

NICKY LOPEZ										
Year	Team	AVG.	G	AB	R	H	2B	3B	HR	RBI
2019	KC	.240	103	379	44	91	22	2	2	30
2020	KC	.201	56	169	15	34	8	0	1	13
2021	KC	.300	151	497	78	149	21	6	2	43
2022	KC	.227	142	436	51	99	12	4	0	20
2023	KC/ATL	.231	93	225	32	52	8	3	1	25
<b>Totals</b>		<b>.249</b>	<b>544</b>	<b>1,706</b>	<b>220</b>	<b>425</b>	<b>71</b>	<b>15</b>	<b>6</b>	<b>131</b>

JOE LOTZ										
Year	Team	ERA	W-L	Sv	G/GS	IP	H	BB	K	
1916	STL	4.28	0-3	0	12/3	40.0	31	17	18	
<b>Totals</b>		<b>4.28</b>	<b>0-3</b>	<b>0</b>	<b>12/3</b>	<b>40.0</b>	<b>31</b>	<b>17</b>	<b>18</b>	


HAL LUBY										
Year	Team	AVG.	G	AB	R	H	2B	3B	HR	RBI
1936	PHIL.A.	.184	9	38	3	7	1	0	0	3
1944	NYM	.254	111	323	30	82	10	2	2	35
<b>Totals</b>		<b>.247</b>	<b>120</b>	<b>361</b>	<b>33</b>	<b>89</b>	<b>11</b>	<b>2</b>	<b>2</b>	<b>38</b>



# Bluejays in the Majors



**Mike Gerber**



**Nicky Lopez**



**Pat Venditte**

MIKE MAHONEY										
Year	Team	AVG.	G	AB	R	H	2B	3B	HR	RBI
2000	CHC	.286	4	7	1	2	1	0	0	1
2002	CHC	.207	16	29	2	6	3	0	0	3
2005	STL	.156	26	64	5	10	1	0	1	6
<b>Totals</b>		<b>.180</b>	<b>46</b>	<b>100</b>	<b>8</b>	<b>18</b>	<b>5</b>	<b>0</b>	<b>1</b>	<b>10</b>

DAVE MCKAY										
Year	Team	AVG.	G	AB	R	H	2B	3B	HR	RBI
1975	MIN	.256	33	125	8	32	4	1	2	16
1976	MIN	.203	45	138	8	28	2	0	0	8
1977	TOR	.197	95	274	18	54	4	3	3	22
1978	TOR	.238	145	504	59	120	20	8	7	45
1979	TOR	.218	47	156	19	34	9	0	0	12
1980	OAK	.244	123	295	29	72	16	1	1	29
1981	OAK	.263	79	224	25	59	11	1	4	21
1982	OAK	.198	78	212	25	42	4	1	4	17
<b>Totals</b>		<b>.229</b>	<b>645</b>	<b>2086</b>	<b>191</b>	<b>441</b>	<b>70</b>	<b>15</b>	<b>21</b>	<b>170</b>

CHAD MEYERS										
Year	Team	AVG.	G	AB	R	H	2B	3B	HR	RBI
1999	CHC	.232	43	142	17	33	9	0	0	4
2000	CHC	.173	36	52	8	9	2	0	0	5
2001	CHC	.118	18	17	1	2	0	0	0	0
2003	SEA	.000	9	1	1	0	0	0	0	0
<b>Totals</b>		<b>.208</b>	<b>106</b>	<b>212</b>	<b>27</b>	<b>44</b>	<b>11</b>	<b>0</b>	<b>0</b>	<b>9</b>

DENNIS RASMUSSEN										
Year	Team	ERA	W-L	Sv	G/GS	IP	H	BB	K	
1983	SD	1.98	0-0	0	4/1	13.2	10	8	13	
1984	NYN	4.57	9-6	0	24/24	147.2	127	60	110	
1985	NYN	3.98	3-5	0	22/16	101.2	97	42	63	
1986	NYN	3.88	18-6	0	31/31	202.0	160	74	131	
1987	NYN	4.75	9-7	0	26/25	146.0	145	12	39	
1987	CIN	3.97	4-1	0	7/7	45.1	39	12	39	
1988	CIN	5.75	2-6	0	11/11	56.1	68	22	27	
1988	SD	2.55	14-4	0	20/20	148.1	131	36	85	
1989	SD	4.26	10-10	0	33/33	183.2	190	72	87	
1990	SD	4.51	11-15	0	32/32	187.2	217	62	86	
1991	SD	3.74	6-13	0	24/24	146.2	155	49	75	
1992	CHC	10.80	0-0	0	3/1	5.0	7	2	0	
1992	KC	1.43	4-1	0	5/5	37.2	25	6	12	
1993	KC	7.45	1-2	0	9/4	29.0	40	14	12	
1995	KC	9.00	0-1	0	5/1	10.0	13	8	6	
<b>Totals</b>		<b>4.15</b>	<b>91-77</b>	<b>0</b>	<b>256/235</b>	<b>1460.2</b>	<b>1424</b>	<b>522</b>	<b>835</b>	

DARIN RUF										
Year	Team	AVG.	G	AB	R	H	2B	3B	HR	RBI
2012	PHI	.333	12	33	4	11	2	1	3	10
2013	PHI	.247	73	251	36	62	11	0	14	30
2014	PHI	.235	52	102	13	24	8	0	3	8
2015	PHI	.235	106	268	30	63	12	0	12	39
2016	PHI	.205	43	83	8	17	2	0	3	9
2020	SF	.276	40	87	11	24	6	0	5	18
2021	SF	.271	117	262	41	71	13	2	16	43
2022	SF/NYM	.204	118	334	52	68	12	0	11	45
2023	SF/MIL	.224	20	49	3	11	3	0	0	3
<b>Totals</b>		<b>.239</b>	<b>581</b>	<b>1,469</b>	<b>198</b>	<b>351</b>	<b>69</b>	<b>3</b>	<b>67</b>	<b>205</b>

SCOTT SERVAIS										
Year	Team	AVG.	G	AB	R	H	2B	3B	HR	RBI
1991	HOU	.162	16	37	0	6	3	0	0	6
1992	HOU	.239	77	205	12	49	9	0	0	15
1993	HOU	.244	85	258	24	63	11	0	11	32
1994	HOU	.195	78	251	27	49	15	1	9	41
1995	HOU	.225	28	89	7	20	10	0	1	12
1995	CHC	.286	52	175	31	50	12	0	12	35
1996	CHC	.265	129	445	42	118	20	0	11	63
1997	CHC	.260	122	385	36	100	21	0	6	45
1998	CHC	.222	113	325	35	72	15	1	7	36
1999	SFG	.273	69	198	21	54	10	0	5	21
2000	COL	.218	33	101	6	22	4	0	1	13
2000	SFG	.250	7	8	1	2	0	0	0	0
2001	HOU	.375	11	16	1	6	0	0	0	0
<b>Totals</b>		<b>.245</b>	<b>820</b>	<b>2493</b>	<b>243</b>	<b>611</b>	<b>130</b>	<b>2</b>	<b>63</b>	<b>319</b>

GERALD SHEA										
Year	Team	AVG.	G	AB	R	H	2B	3B	HR	RBI
1905	STL	.333	2	6	0	2	0	0	0	0
<b>Totals</b>		<b>.333</b>	<b>2</b>	<b>6</b>	<b>0</b>	<b>2</b>	<b>0</b>	<b>0</b>	<b>0</b>	<b>0</b>

DAN SMITH										
Year	Team	ERA	W-L	Sv	G/GS	IP	H	BB	K	
1992	TEX	5.02	0-3	0	4/2	14.1	18	8	5	
1993	TEX	4.30	1-2	0	13/0	14.2	18	12	9	
<b>Totals</b>		<b>4.66</b>	<b>1-5</b>	<b>0</b>	<b>17/2</b>	<b>29.0</b>	<b>36</b>	<b>20</b>	<b>14</b>	

ELLIOT SOTO										
Year	Team	AVG.	G	AB	R	H	2B	3B	HR	RBI
2020	LAA	.333	3	6	2	2	1	0	0	0
<b>Totals</b>		<b>.333</b>	<b>3</b>	<b>6</b>	<b>2</b>	<b>2</b>	<b>1</b>	<b>0</b>	<b>0</b>	<b>0</b>

SCOTT STAHOVIAK										
Year	Team	AVG.	G	AB	R	H	2B	3B	HR	RBI
1993	MIN	.193	20	57	1	11	4	0	0	1
1995	MIN	.266	94	263	28	70	19	0	3	23
1996	MIN	.284	130	405	72	115	30	3	13	61
1997	MIN	.229	91	275	33	63	17	0	10	33
1998	MIN	.105	9	19	1	2	0	0	1	1
<b>Totals</b>		<b>.256</b>	<b>344</b>	<b>1019</b>	<b>135</b>	<b>261</b>	<b>70</b>	<b>3</b>	<b>27</b>	<b>119</b>

PAT VENDITTE										
Year	Team	ERA	W-L	Sv	G/GS	IP	H	BB	K	
2015	OAK	4.40	2-2	0	26/0	28.2	22	12	23	
2016	TOR	5.19	0-0	0	8/0	8.2	11	4	7	
2016	SEA	6.08	0-0	0	7/0	13.1	13	7	12	
2018	LAD	2.57	0-0	0	15/0	14.0	11	3	9	
2019	SFG	16.20	0-0	0	2/0	3.1	4	2	2	
<b>Totals</b>		<b>5.03</b>	<b>2-2</b>	<b>0</b>	<b>58/0</b>	<b>68.0</b>	<b>61</b>	<b>28</b>	<b>53</b>	

*Bold Italics = Played in MLB in 2023*

# Active Bluejays in the Minors

## Active Bluejays in the Minors (Through End of 2023)

### Name - Seasons in the Minors - 2023 Team-MLB Affiliate

#### Career Stats Below Name

#### Isaac Collins - Four Seasons - Biloxi Shuckers (AA) - Milwaukee

	G	AB	R	H	BA	2B	3B	HR	RBI	BB
Totals	339	1,193	234	314	.263	68	14	24	147	202

#### Ryan Fitzgerald - Five Seasons - Worcester Red Sox (AAA) - Boston

	G	AB	R	H	BA	2B	3B	HR	RBI	BB
Totals	541	1,930	269	499	.259	117	25	55	293	207

#### Jake Holton - Four Seasons - Erie SeaWolves (AA) - Detroit

	G	AB	R	H	BA	2B	3B	HR	RBI	BB
Totals	359	1,220	200	310	.254	55	9	36	178	221

#### Will Robertson - Three Seasons - New Hampshire Fishers (AA) - Toronto

	G	AB	R	H	BA	2B	3B	HR	RBI	BB
Totals	320	1,155	176	281	.243	73	7	46	167	120

#### Alan Roden - Two Seasons - New Hampshire Fishers (AA) - Toronto

	G	AB	R	H	BA	2B	3B	HR	RBI	BB
Totals	140	532	109	161	.303	33	2	11	77	85

#### Elliot Soto - Thirteen Seasons - St. Paul Saints (AAA) - Minnesota

	G	AB	R	H	BA	2B	3B	HR	RBI	BB
Totals	1,069	3,449	465	872	.253	150	31	22	320	385

#### Dylan Tebrake - Two Seasons - Binghamton Rumble Ponies (AA) - New York (NL)

	W-L	ERA	G	GS	SV	IP	H	R-ER	BB	K
Totals	2-1	2.27	22	2	1	35.2	25	10-9	15	55

#### Jared Wegner - One Season - Hudson Valley Renegades (A+) - New York (AL)

	G	AB	R	H	BA	2B	3B	HR	RBI	BB
Totals	24	80	11	22	.275	7	0	4	14	8

A total of 39 former Bluejays have been drafted since Ed Servais took the helm of Creighton baseball in 2004.

A pair of players were taken during the 2022 MLB Draft. Alan Roden became the highest draft pick under coach Servais, taken in the third round overall by the Toronto Blue Jays. Joining Roden in the 2022 draft was Dylan Tebrake in the eighth round.

The 2019 season was the most prolific, with six former Bluejays taken in the MLB Draft, led by Will Robertson in the fourth round.

Since joining the BIG EAST, Creighton has had 23 Bluejays drafted. Three Bluejays were selected in the 2014 draft, led by Jake Peter. Peter went to the Chicago White Sox in the seventh round. Mike Gerber followed in the 15th round to the Detroit Tigers, while Bryan Sova went to the Philadelphia Phillies in the 25th.

Another trio of Creighton players were selected in both 2016 and 2017, led by the fifth round selection of Nicky Lopez by the Kansas City Royals in 2016. Five Creighton players went in 2018.

Year	Player	Pos.	Round	Team
2022	Alan Roden	1B/OF	3	Toronto
2022	Dylan Tebrake	RHP	8	New York (NL)
2019	Will Robertson	OF	4	Toronto
2019	Isaac Collins	2B	9	Colorado
2019	Jake Holton	1B	10	Detroit
2019	Mitch Ragan	RHP	15	New York (NL)
2019	Jack Strunc	SS	25	Miami
2019	Denson Hull	LHP	28	Arizona
2018	Michael Emodi	C	11	Kansas City
2018	Ethan DeCaster	RHP	18	Detroit
2018	Ryan Tapani	RHP	21	Washington
2018	Jacob Voss	RHP	27	Los Angeles (AL)
2018	Clark Brinkman	OF	32	Detroit
2017	Rollie Lacy	RHP	11	Chicago (NL)
2017	Keith Rogalla	RHP	12	Los Angeles (AL)
2017	David Gerber	RHP	29	Seattle
2016	Nicky Lopez	SS	5	Kansas City
2016	Daniel Woodrow	OF	12	Detroit
2016	Nick Highberger	RHP	30	Oakland
2014	Jake Peter	SS	7	Chicago (AL)
2014	Mike Gerber	CF	15	Detroit
2014	Bryan Sova	RHP	25	Philadelphia
2013	Federico Castagnini	SS/3B	30	Baltimore
2012	Ty Blach	LHP	5	San Francisco
2012	Anthony Bemboom	C	22	Los Angeles (AL)
2011	Jonas Dufek	RHP	9	Houston
2011	Trever Adams	OF	16	Texas
2010	Carson Vitale	C	38	Texas
2010	Elliot Soto	SS	15	Chicago (NL)
2009	Darin Ruf	1B	20	Philadelphia
2008	Pat Venditte	RHP/LHP	20	New York (AL)
2007	Marc Lewis	LHP	20	Florida
2007	Chris Gradoville	C	24	Texas
2007	Pat Venditte	RHP/LHP	45	New York (AL)
2006	Zach Daeges	OF/3B	6	Boston
2006	Marc Lewis	LHP	26	Milwaukee
2006	Adam Schaecher	RHP	31	Texas
2006	Chase Odenreider	OF	49	New York (AL)
2005	Eric Wordekemper	RHP	46	New York (AL)

# Year-By-Year Results





# Series Records

Opponent	W	L	T	Last	Opponent	W	L	T	Last	Opponent	W	L	T	Last
Abilene Christian	0	3	0	3/5/17	Lamar	1	1	0	2/24/07	Sacramento State	0	1	0	3/7/12
<b>Air Force</b>	<b>19</b>	<b>10</b>	<b>0</b>	<b>3/8/17</b>	La Salle	2	0	0	3/6/89	St. Ambrose	1	0	0	2/21/95
Albany	2	0	0	3/7/09	Lewis	1	1	0	1981	St. Cloud State	4	4	0	1978
Arizona	0	2	0	4/19/22	Lipscomb	1	1	0	2/28/22	St. Francis (NY)	2	0	0	3/17/86
Arizona State	0	3	0	2/18/01	Long Beach State	1	1	0	5/23/92	<b>St. John's</b>	<b>21</b>	<b>12</b>	<b>0</b>	<b>4/23/23</b>
Arkansas	5	10	0	4/19/16	Loras	0	1	0	4/3/72	Saint Joseph's	0	1	0	3/9/84
Arkansas State	6	4	0	3/10/14	Louisiana Lafayette	0	2	0	3/8/92	Saint Louis	39	12	0	3/13/19
Arkansas-Little Rock	11	6	0	2/17/19	Louisiana Monroe	2	1	0	5/17/08	St. Mary's	2	0	0	3/10/99
Arkansas-Pine Bluff	1	0	0	3/6/18	<b>Louisiana Tech</b>	<b>2</b>	<b>0</b>	<b>0</b>	<b>3/14/12</b>	St. Thomas (Fla.)	3	2	0	3/11/88
<b>Army</b>	<b>First Meeting in 2024</b>				Lowell	1	0	0	3/15/86	St. Thomas (Minn.)	12	0	0	4/2/23
Augustana (SD)	2	0	0	4/29/83	Loyola Marymount	2	1	0	2/27/22	St. Xavier (Ill.)	3	1	0	4/1/89
Austin Peay	0	1	0	3/9/13	Maine	5	0	0	3/10/93	Sam Houston State	3	7	0	3/6/10
Baylor	1	3	0	3/9/99	Maryland	5	1	0	3/24/19	San Diego	1	0	0	6/2/12
Bellevue (Neb.)	29	3	0	4/21/99	McNeese State	3	6	0	2/19/23	San Diego State	0	1	0	2/16/94
Belmont	2	1	0	2/27/21	Memphis	2	0	0	3/5/08	<b>San Francisco</b>	<b>First Meeting in 2024</b>			
Benedictine	9	2	1	3/21/88	Mercer	1	0	0	3/12/98	San Jose State	3	2	0	4/18/21
Bowling Green	1	0	0	3/6/00	Miami (Fla.)	1	5	1	3/13/89	Santa Clara	1	0	0	2/24/17
Bradley	74	43	0	3/28/21	Miami (Ohio)	0	1	0	5/27/00	Seattle	4	2	0	2/16/20
Briar Cliff	7	0	0	4/21/93	Michigan	1	4	0	6/3/19	<b>Seton Hall</b>	<b>23</b>	<b>12</b>	<b>0</b>	<b>5/14/23</b>
<b>Butler</b>	<b>20</b>	<b>4</b>	<b>0</b>	<b>4/30/23</b>	Michigan State	2	1	0	3/8/08	South Dakota	3	0	0	3/6/83
BYU	7	4	0	3/11/23	Midland College	4	0	0	4/30/75	<b>South Dakota State</b>	<b>23</b>	<b>5</b>	<b>0</b>	<b>4/10/18</b>
California	2	2	0	5/19/18	Midwestern	1	3	0	3/7/83	Southeast Louisiana	1	1	0	3/4/06
Cal State Fullerton	0	1	0	5/26/90	Milwaukee	14	1	0	3/10/13	Southeast Missouri State	3	1	0	3/12/13
Cal State Northridge	2	4	0	3/5/23	Minnesota	26	25	0	3/25/23	Southeast Oklahoma State	2	0	0	5/13/90
Canisius	1	1	0	2/20/11	Minnesota State (Mankato)	0	2	0	3/24/83	Southern Illinois	56	61	0	4/21/30
Central Arkansas	7	3	0	3/10/22	Missouri	3	7	0	5/6/08	SIU Edwardsville	2	0	0	3/19/11
Central Michigan	1	0	0	3/8/98	Missouri Southern	1	0	0	1981	Southern Methodist	1	3	0	1971
Central Missouri State	0	2	0	1969	Missouri State	42	42	0	5/18/13	Southern Utah	0	1	0	2/14/04
Chadron State	2	0	0	1975	Missouri Western	6	5	0	1979	Southwestern Louisiana	0	2	0	3/8/92
<b>Charleston Southern</b>	<b>First Meeting in 2024</b>				Morningside	5	1	0	3/30/88	Southwestern Oklahoma	2	0	0	3/7/01
Charlotte	2	0	1	3/2/14	Mount Marty	7	0	0	2/23/92	<b>Stanford</b>	<b>First Meeting in 2024</b>			
Chicago State	5	0	0	3/16/08	Murray State	3	0	0	3/6/16	Stephen F. Austin	2	0	0	5/13/14
Cincinnati	1	0	0	6/2/19	Navy	6	0	0	3/14/03	Stetson	9	6	1	2/28/16
Citadel	3	0	0	4/3/22	<b>Nebraska</b>	<b>52</b>	<b>93</b>	<b>2</b>	<b>5/9/23</b>	Stony Brook	4	1	0	3/27/16
Clemson	4	1	0	2/28/99	Nebraska Wesleyan	19	1	0	4/7/87	Tarkio	6	0	0	4/7/75
<b>Coastal Carolina</b>	<b>1</b>	<b>4</b>	<b>0</b>	<b>2/26/23</b>	Nebraska-Kearney	27	10	0	3/2/92	TCU	0	2	0	1971
Colorado	0	4	0	4/28/75	Nevada	0	2	1	5/9/15	Temple	1	0	0	3/8/00
Colorado State	3	0	0	3/8/91	New Mexico	8	10	0	6/3/12	Tennessee Tech	3	0	0	3/12/06
Concordia (Neb.)	5	1	0	3/24/80	New Mexico State	13	7	0	2/28/98	Tennessee-Martin	4	0	0	3/13/22
<b>Connecticut</b>	<b>1</b>	<b>7</b>	<b>0</b>	<b>5/20/23</b>	New Orleans	2	1	0	5/22/10	Texas	0	8	0	5/26/00
Connecticut Wesleyan	1	0	0	3/10/86	North Carolina	1	0	0	3/11/91	Texas A&M	0	2	0	2/23/03
<b>Coppin State</b>	<b>First Meeting in 2024</b>				North Carolina State	2	0	0	6/5/05	Texas A&M-Corpus Christi	1	2	0	3/9/05
CSU Bakersfield	3	0	0	2/15/15	North Dakota	12	2	0	3/20/16	Texas State	5	4	0	2/23/19
Dallas Baptist	6	4	0	2/17/13	<b>North Dakota State</b>	<b>20</b>	<b>2</b>	<b>0</b>	<b>3/28/11</b>	Texas Wesleyan	3	5	0	1979
Dana College	15	3	0	4/15/03	North Florida	1	0	0	3/10/98	Texas-Arlington	3	2	0	3/10/10
Dayton	0	1	0	2/27/09	Northeastern	1	2	0	2/18/18	Texas-El Paso	1	6	0	1981
Delaware State	1	0	0	3/9/98	Northeastern Illinois	1	0	0	3/12/97	Toledo	2	1	0	2/19/11
Denver	4	4	0	4/20/74	Northern Colorado	16	3	0	3/6/10	Tulane	1	2	0	3/1/15
Doane	15	0	0	4/15/93	Northern Illinois	2	1	0	3/20/99	Tulsa	1	3	0	1978
Drake	10	7	0	1974	Northern Iowa	47	29	0	4/12/09	UAB	3	3	0	2/19/17
Eastern Illinois	0	1	0	3/14/03	NW Missouri State	9	6	0	3/30/86	UC Davis	7	2	0	2/25/18
Evansville	46	28	0	3/17/19	Northwestern	1	1	0	2/25/07	UC Santa Barbara	0	1	0	2/23/02
Fairleigh Dickinson	7	2	0	3/9/89	Northwestern State	1	2	0	2/20/15	UCLA	1	3	0	6/3/12
Faulkner	1	1	0	3/10/89	Notre Dame	4	8	0	3/1/09	<b>UIC</b>	<b>First Meeting in 2024</b>			
Florida Memorial	1	0	0	3/4/88	Nova Southeastern	0	1	0	3/7/89	<b>UMass-Lowell</b>	<b>First Meeting in 2024</b>			
Fresno State	4	5	0	2/21/16	Offutt Air Force Base	4	2	0	1968	UNC-Asheville	1	0	0	3/10/00
Gardner-Webb	1	0	0	2/9/07	Ohio State	2	1	0	2/20/97	UNC-Wilmington	0	1	0	3/11/09
<b>Georgetown</b>	<b>24</b>	<b>7</b>	<b>0</b>	<b>4/16/23</b>	Oklahoma	4	6	0	3/7/07	UNLV	4	12	0	4/26/23
Georgia	1	1	0	6/5/11	Oklahoma City	3	2	0	1978	USC	1	3	0	3/10/02
Georgia Tech	1	1	0	3/31/90	Oklahoma State	3	10	0	4/28/13	Utah	0	2	0	2/24/03
Gonzaga	1	1	0	2/28/09	<b>Omaha</b>	<b>59</b>	<b>35</b>	<b>0</b>	<b>5/16/23</b>	Utah Valley	6	2	0	3/19/17
Grand View	13	4	0	2/19/95	Oral Roberts	14	25	0	3/7/04	UTRGV	3	1	0	3/12/05
Hardin Simmons	1	1	0	3/8/83	Oregon State	1	3	0	6/1/19	<b>UTSA</b>	<b>First Meeting in 2024</b>			
Harvard	0	1	0	3/14/10	Pacific	5	2	0	3/17/13	Valparaiso	1	0	0	3/19/11
Hastings	8	0	0	1968	Parsons	4	2	0	1973	Vanderbilt	1	0	0	3/7/06
Hawai'i	1	2	0	5/27/91	Penn State	3	0	0	3/12/99	<b>Villanova</b>	<b>25</b>	<b>2</b>	<b>0</b>	<b>4/8/23</b>
Hawaii-Pacific	1	0	0	4/7/1992	Pepperdine	1	0	0	5/24/91	VCU	0	1	0	5/24/92
Houston	1	1	0	3/11/94	Pershing	1	3	0	1969	Virginia Tech	1	0	0	3/12/91
<b>Houston Christian</b>	<b>First Meeting in 2024</b>				Peru State	4	1	0	2/25/92	Washington	3	3	0	2/19/00
Illinois	1	0	0	4/8/1993	Phillips	1	1	0	3/5/83	Washington State	1	2	0	2/24/08
Illinois State	77	36	0	3/31/19	<b>Portland</b>	<b>4</b>	<b>8</b>	<b>0</b>	<b>2/20/22</b>	Wayne State	28	8	0	4/26/98
Illinois-Chicago	7	1	0	3/19/10	Princeton	1	1	0	3/15/84	Western Carolina	0	1	0	3/7/08
Indiana State	74	50	0	5/21/13	Purdue	3	2	0	3/11/89	Wichita State	52	120	1	3/19/23
Iona	2	0	0	3/30/90	Regis	3	0	0	2/23/91	Winona State	1	0	0	3/20/04
Iowa	9	13	0	5/15/12	Rice	0	2	0	3/9/08	Winthrop	1	3	0	4/2/17
Iowa State	22	33	1	2/15/98	Rockhurst	1	0	0	2/13/98	Wisconsin State	4	0	0	1970
IPFW	1	0	0	3/8/09	Rollins	2	0	0	3/17/84	Wright State	2	0	0	3/29/90
Jacksonville	2	1	0	4/3/16	Rutgers	2	0	0	4/27/13	Wyoming	10	5	0	3/4/96
John Brown	2	1	0	1969						<b>Xavier</b>	<b>18</b>	<b>19</b>	<b>0</b>	<b>5/7/23</b>
John F. Kennedy	14	0	0	1975										
Kansas	25	17	0	3/29/23										
Kansas State	43	57	1	4/10/23										

2024 Opponents in Bold

# Series Results

<b>Abilene Christian (0-3)</b>			
3/3/17	at Abilene Christian	L	2-3 (10)
3/4/17	at Abilene Christian	L	7-8 (10)
3/5/17	at Abilene Christian	L	3-4
<b>Air Force (19-10)</b>			
1970	Air Force	L	1-2
1970	Air Force	L	0-13
4/21/72	Air Force	W	13-8
4/22/72	Air Force	L	9-10
4/22/72	Air Force	W	24-6
3/18/89	at Air Force	W	19-4
3/18/89	at Air Force	W	11-7
3/19/89	at Air Force	W	6-3
3/11/90	at Air Force	W	7-0
3/11/90	at Air Force	W	13-3
2/25/97	at Air Force	L	5-6
2/15/97	at Air Force	W	8-2
<b>2/21/98</b>	<b>Air Force</b>	<b>L</b>	<b>3-4</b>
<b>2/21/98</b>	<b>Air Force</b>	<b>W</b>	<b>11-3</b>
<b>2/22/98</b>	<b>Air Force</b>	<b>W</b>	<b>10-4</b>
2/13/99	at Air Force	W	17-4
2/13/99	at Air Force	W	17-8
2/14/99	at Air Force	W	31-16
2/15/04	at Air Force	W	13-8
2/18/06	& vs. Air Force	W	9-2
<b>4/15/09</b>	<b>! Air Force</b>	<b>W</b>	<b>6-5 (7)</b>
<b>4/15/09</b>	<b>! Air Force</b>	<b>W</b>	<b>6-0 (7)</b>
<b>4/27/10</b>	<b>Air Force</b>	<b>L</b>	<b>3-4 (7)</b>
<b>4/27/10</b>	<b>Air Force</b>	<b>L</b>	<b>2-6 (7)</b>
3/16/11	at Air Force	L	1-2
3/16/11	at Air Force	W	11-9
<b>3/25/15</b>	<b>Air Force</b>	<b>W</b>	<b>4-3 (14)</b>
3/8/17	at Air Force	L	9-12 (7)
3/8/17	at Air Force	L	<b>5-7 (7)</b>
& - Played in Mesa, Ariz.			
! - Played in Rosenblatt Stadium			

<b>Albany (2-0)</b>			
6/2/07	& vs. Albany	W	21-11
3/7/09	@ vs. Albany	W	20-5
& - NCAA Regional (Fayetteville, Ark.)			
@ - Played in Conway, S.C.			

<b>Arizona (0-2)</b>			
<b>4/18/22</b>	<b>Arizona</b>	<b>L</b>	<b>0-6</b>
<b>4/19/22</b>	<b>Arizona</b>	<b>L</b>	<b>1-3</b>

<b>Arizona State (0-3)</b>			
2/16/01	at #4 Arizona State	L	1-23
2/17/01	at #4 Arizona State	L	2-15
2/18/01	at #4 Arizona State	L	4-14

<b>Arkansas (5-10)</b>			
1971	Arkansas	W	6-2
1971	Arkansas	L	0-2
1971	Arkansas	W	2-1
1971	Arkansas	W	3-1
1973	Arkansas	L	1-5
1973	Arkansas	L	2-11
1973	Arkansas	L	1-3
1973	Arkansas	W	6-2
3/6/74	at Arkansas	W	12-1
3/6/74	at Arkansas	L	4-12
1977	Arkansas	L	0-8
2/11/03	at Arkansas	L	5-9
6/3/07	& at #11 Arkansas	L	0-6
<b>5/12/15</b>	<b>Arkansas</b>	<b>L</b>	<b>2-6</b>
4/19/16	at Arkansas	L	2-6
& - NCAA Regional (Fayetteville, Ark.)			

<b>Arkansas State (6-4)</b>			
1969	Arkansas State	L	6-11
1969	Arkansas State	W	5-2
1981	^ vs. Arkansas State	L	8-9
2/23/07	# vs. Arkansas State	W	6-3
3/6/11	at Arkansas State	W	5-2
3/6/11	at Arkansas State	W	6-0
3/7/11	at Arkansas State	L	6-8
3/8/14	\$ at Arkansas State	W	7-3
3/9/14	\$ at Arkansas State	W	5-4
3/10/14	\$ at Arkansas State	L	2-6
^ - Missouri Southern Tournament in Joplin, Mo.			
# - Played in Beaumont, Texas			
& - Played in Millington, Tenn.			

<b>Arkansas-Little Rock (11-6)</b>			
3/25/91	vs. Arkansas-Little Rock	W	6-3
3/14/02	& vs. Arkansas-Little Rock	W	7-0
3/16/02	& vs. Arkansas-Little Rock	W	6-4
3/9/04	at Arkansas-Little Rock	L	4-7
3/10/04	at Arkansas-Little Rock	W	7-2
2/11/06	at Arkansas-Little Rock	L	11-12
2/12/06	at Arkansas-Little Rock	L	4-6
3/3/07	at Arkansas-Little Rock	W	10-6
3/3/07	at Arkansas-Little Rock	W	4-2 (10)
3/4/07	at Arkansas-Little Rock	W	8-4
3/8/13	vs. Arkansas-Little Rock	W	4-2
2/14/14	at Arkansas-Little Rock	L	1-5
2/15/14	at Arkansas-Little Rock	L	4-7
2/16/14	at Arkansas-Little Rock	L	1-7
2/15/19	at Arkansas-Little Rock	W	10-8
2/16/19	at Arkansas-Little Rock	W	13-8
2/17/19	at Arkansas-Little Rock	W	12-10 (11)
& - Irish Invitational in San Antonio, Texas			

<b>Arkansas-Pine Bluff (1-0)</b>			
3/6/18	at Arkansas-Pine Bluff	W	10-6

<b>Augustana (SD) (2-0)</b>			
4/29/83	Augustana (S.D.)	W	11-1
4/29/83	Augustana (S.D.)	W	11-0

<b>Austin Peay (0-1)</b>			
3/9/13	at Austin Peay	L	8-9

<b>Baylor (1-3)</b>			
3/4/95	at Baylor	L	0-1
3/4/95	at Baylor	W	5-3
3/5/95	at Baylor	L	2-3
3/9/99	at Baylor	L	2-4

<b>Bellevue (Neb.) (29-3)</b>			
1973	Bellevue (Neb.)	W	5-0
1973	Bellevue (Neb.)	W	6-1
<b>4/17/74</b>	<b>Bellevue (Neb.)</b>	<b>W</b>	<b>12-2</b>
<b>4/17/74</b>	<b>Bellevue (Neb.)</b>	<b>W</b>	<b>9-2</b>
<b>5/6/74</b>	<b>Bellevue (Neb.)</b>	<b>W</b>	<b>4-1</b>
<b>5/6/74</b>	<b>Bellevue (Neb.)</b>	<b>W</b>	<b>11-1</b>
<b>4/16/75</b>	<b>Bellevue (Neb.)</b>	<b>W</b>	<b>14-3</b>
<b>4/16/75</b>	<b>Bellevue (Neb.)</b>	<b>W</b>	<b>9-1</b>
<b>1977</b>	<b>Bellevue (Neb.)</b>	<b>W</b>	<b>20-2</b>
1978	Bellevue (Neb.)	W	3-2
1978	Bellevue (Neb.)	W	8-1
1979	Bellevue (Neb.)	L	3-4
1979	Bellevue (Neb.)	L	7-13
1979	Bellevue (Neb.)	W	4-2
1979	Bellevue (Neb.)	W	2-0
<b>4/7/80</b>	<b>Bellevue (Neb.)</b>	<b>W</b>	<b>4-2</b>
<b>4/7/80</b>	<b>Bellevue (Neb.)</b>	<b>W</b>	<b>10-1</b>
4/21/80	at Bellevue (Neb.)	W	9-6
4/21/80	at Bellevue (Neb.)	W	9-0
5/1/80	at Bellevue (Neb.)	W	13-3 (5)
1981	<b>Bellevue (Neb.)</b>	<b>W</b>	<b>9-4 (8)</b>
<b>1981</b>	<b>Bellevue (Neb.)</b>	<b>W</b>	<b>5-4</b>
<b>1981</b>	<b>Bellevue (Neb.)</b>	<b>W</b>	<b>13-3 (6)</b>
<b>1981</b>	<b>Bellevue (Neb.)</b>	<b>W</b>	<b>6-3</b>
4/21/83	Bellevue (Neb.)	W	12-0
4/21/83	Bellevue (Neb.)	W	14-3
4/28/83	Bellevue (Neb.)	W	15-0

4/28/83	Bellevue (Neb.)	W	19-2
<b>3/20/88</b>	<b>Bellevue (Neb.)</b>	<b>W</b>	<b>15-1</b>
<b>3/22/88</b>	<b>Bellevue (Neb.)</b>	<b>W</b>	<b>24-9</b>
3/12/93	\$ vs. Bellevue	L	5-9
<b>4/21/99</b>	<b>Bellevue (Neb.)</b>	<b>W</b>	<b>13-2</b>
\$ - UTRGV Tournament in Edinburg, Texas			

<b>Belmont (2-1)</b>			
3/8/06	at Belmont	W	13-5
2/27/21	at Belmont	L	2-3 (7)
2/27/21	at Belmont	W	9-2 (7)

<b>Benedictine (9-2-1)</b>			
1977	Benedictine	L	0-5
1977	Benedictine	W	8-7
1977	Benedictine	W	9-2
4/2/80	at Benedictine	W	6-4
4/2/80	at Benedictine	T	0-0 (6)
<b>4/13/80</b>	<b>Benedictine</b>	<b>L</b>	<b>3-4</b>
<b>4/13/80</b>	<b>Benedictine</b>	<b>W</b>	<b>6-5</b>
<b>1981</b>	<b>Benedictine</b>	<b>W</b>	<b>10-0 (5)</b>
<b>1981</b>	<b>Benedictine</b>	<b>W</b>	<b>3-1</b>
<b>3/22/86</b>	<b>Benedictine</b>	<b>W</b>	<b>22-4</b>
<b>3/22/86</b>	<b>Benedictine</b>	<b>W</b>	<b>24-7</b>
<b>3/21/88</b>	<b>Benedictine</b>	<b>W</b>	<b>22-0</b>

<b>Bowling Green (1-0)</b>			
3/6/00	# vs. Bowling Green	W	4-1
# - Pepsi/Johnny Quik Classic at Fresno State			

<b>Bradley (74-43)</b>			
1968	Bradley	L	0-8
1968	Bradley	W	9-7
1969	Bradley	L	1-8
1969	Bradley	L	0-17
1979	^vs. Bradley	L	3-9
4/14/84	* at Bradley	L	0-6
4/14/84	* at Bradley	L	1-7
4/26/86	* at Bradley	W	10-5
4/26/86	* at Bradley	W	8-1
4/27/86	* at Bradley	L	6-7
4/27/86	* at Bradley	W	16-9
5/16/86	^ vs. Bradley	W	5-3
<b>4/25/87</b>	<b>* Bradley</b>	<b>L</b>	<b>1-8</b>
<b>4/25/87</b>	<b>* Bradley</b>	<b>L</b>	<b>5-7</b>
<b>4/26/87</b>	<b>* Bradley</b>	<b>L</b>	<b>3-9</b>
<b>4/26/87</b>	<b>* Bradley</b>	<b>W</b>	<b>8-4</b>
5/14/87	^ vs. Bradley	W	8-1
5/16/87	^ vs. Bradley	W	8-5
4/9/88	* at Bradley	L	3-7
4/9/88	* at Bradley	W	11-4
4/10/88	* at Bradley	L	4-5
4/10/88	* at Bradley	W	5-3
4/8/89	* Bradley	L	6-10
<b>4/8/89</b>	<b>* Bradley</b>	<b>W</b>	<b>5-3</b>
<b>4/9/89</b>	<b>* Bradley</b>	<b>W</b>	<b>12-2</b>
<b>4/9/89</b>	<b>* Bradley</b>	<b>W</b>	<b>4-2</b>
4/28/90	* at Bradley	W	4-1
4/28/90	* at Bradley	W	7-2
4/29/90	* at Bradley	W	18-6
4/29/90	* at Bradley	W	11-0
<b>3/30/91</b>	<b>* Bradley</b>	<b>W</b>	<b>13-2</b>
<b>3/30/91</b>	<b>* Bradley</b>	<b>L</b>	<b>0-8</b>
<b>3/31/91</b>	<b>* Bradley</b>	<b>W</b>	<b>7-2</b>
<b>3/31/91</b>	<b>* Bradley</b>	<b>W</b>	<b>15-0</b>
<b>3/29/92</b>	<b>* Bradley</b>	<b>W</b>	<b>6-2</b>
<b>3/29/92</b>	<b>* Bradley</b>	<b>W</b>	<b>3-2</b>
5/13/92	^ vs. Bradley	W	7-1
5/14/92	^ vs. Bradley	W	11-3
5/14/93	* at Bradley	L	1-2 (10)
5/15/93	* at Bradley	L	6-7 (10)
5/15/93	* at Bradley	L	3-13
4/9/94	* at Bradley	W	16-3
4/9/94	* at Bradley	W	11-5
4/10/94	* at Bradley	L	5-8
5/18/94	^ vs. Bradley	L	2-5
<b>4/29/95</b>	<b>* Bradley</b>	<b>L</b>	<b>6-8</b>
<b>4/29/95</b>	<b>* Bradley</b>	<b>W</b>	<b>15-9</b>
<b>4/30/95</b>	<b>* Bradley</b>	<b>W</b>	<b>10-3</b>

<b>4/30/95</b>	<b>* Bradley</b>	<b>W</b>	<b>17-7</b>
4/5/96	* at Bradley	L	2-3
4/6/96	* at Bradley	L	2-5
4/7/96	* at Bradley	L	1-2
4/7/96	* at Bradley	L	2-12
<b>4/5/97</b>	<b>* Bradley</b>	<b>L</b>	<b>6-11</b>
3/28/98	* at Bradley	L	6-14
3/28/98	* at Bradley	W	10-6
3/29/98	* at Bradley	L	2-3
3/29/98	* at Bradley	L	0-3
<b>5/1/99</b>	<b>* Bradley</b>	<b>W</b>	<b>16-2</b>
<b>5/1/99</b>	<b>* Bradley</b>	<b>W</b>	<b>6-2</b>
<b>5/2/99</b>	<b>* Bradley</b>	<b>L</b>	<b>1-11</b>
<b>5/2/99</b>	<b>* Bradley</b>	<b>L</b>	<b>2-7</b>
5/5/00	* at Bradley	W	15-10
5/6/00	* at Bradley	L	2-6 (7)
5/6/00	* at Bradley	W	6-4
5/7/00	* at Bradley	L	7-9
<b>4/28/01</b>	<b>* Bradley</b>	<b>W</b>	<b>10-3</b>
<b>4/28/01</b>	<b>* Bradley</b>	<b>W</b>	<b>9-8</b>
<b>4/29/01</b>	<b>* Bradley</b>	<b>W</b>	<b>10-2</b>
<b>4/29/01</b>	<b>* Bradley</b>	<b>W</b>	<b>14-9</b>
5/18/02	* at Bradley	W	11-4
5/18/02	* at Bradley	L	0-3
5/19/02	* at Bradley	W	5-2 (7)
5/19/02	* at Bradley	W	10-6
<b>5/15/03</b>	<b>* Bradley</b>	<b>L</b>	<b>4-6 (11)</b>
<b>5/16/03</b>	<b>* Bradley</b>	<b>L</b>	<b>8-11</b>
<b>5/16/03</b>	<b>* Bradley</b>	<b>L</b>	<b>1-6</b>
<b>5/17/03</b>	<b>* Bradley</b>	<b>W</b>	<b>2-0</b>
5/14/04	* at Bradley	W	11-1 (8)
5/15/04	* at Bradley	W	4-2
5/15/04	* at Bradley	L	2-4
5/16/04	* at Bradley	W	7-3
<b>4/29/05</b>	<		

# Series Results

Briar Cliff (7-0)			
1981	Briar Cliff	W	11-1 (5)
1981	Briar Cliff	W	5-2
3/29/86	Briar Cliff	W	19-13
3/29/86	Briar Cliff	W	12-2
3/19/88	Briar Cliff	W	9-8
4/11/89	Briar Cliff	W	20-7
4/21/93	Briar Cliff	W	9-4

Butler (20-4)			
4/25/14	* Butler	W	8-1
4/26/14	* Butler	W	2-1
4/26/14	* Butler	W	4-2
4/24/15	* at Butler	W	5-1
4/26/15	* at Butler	L	1-2
4/26/15	* at Butler	W	1-0
4/15/16	* Butler	W	2-1
4/16/16	* Butler	W	6-4
4/17/16	* Butler	W	4-3 (10)
5/18/17	* at Butler	W	3-1
5/19/17	* at Butler	L	1-7
4/7/18	& * vs. Butler	L	4-6
4/8/18	& * vs. Butler	W	3-2
4/12/19	* at Butler	W	8-7 (10)
4/13/19	* at Butler	W	7-5
4/13/19	* at Butler	L	0-5
5/8/21	* at Butler	W	11-10 (7)
5/8/21	* at Butler	W	8-2
5/13/22	* Butler	W	3-1
5/14/22	* Butler	W	14-6
5/15/22	* Butler	W	4-3
4/28/23	* at Butler	W	16-3
4/29/23	* at Butler	W	5-3
4/30/23	* at Butler	W	6-3 (11)

\* - BIG EAST Regular Season Game  
& - Played in Edwardsville, Ill.

BYU (7-4)			
3/21/11	BYU	W	6-5
3/22/11	BYU	L	4-11
3/13/12	BYU	W	2-0
3/1/13	& at BYU	L	0-9
3/1/13	& at BYU	W	5-1
3/2/13	& at BYU	L	5-14
4/22/16	at #20 BYU	L	4-13
4/23/16	at #20 BYU	W	10-2
4/23/16	at #20 BYU	W	8-5
3/10/23	@ vs. BYU	W	8-6
3/11/23	@ vs. BYU	W	15-5

& - Played in St. George, Utah  
@ - Played in Lawrence, Kan.

California (2-2)			
3/6/12	at California	L	5-7
5/17/18	California	W	5-3
5/18/18	California	W	4-2
5/19/18	California	L	2-7

Cal State Fullerton (0-1)			
5/26/90	% vs. Cal State Fullerton	L	3-6

% - NCAA Central Regional (Austin, Texas)

Cal State Northridge (2-4)			
3/13/91	& vs. Cal State Northridge	L	5-9
3/16/91	& vs. Cal State Northridge	W	3-1
3/18/92	& vs. Cal State Northridge	L	2-12
3/3/23	at Cal State Northridge	W	7-6
3/4/23	at Cal State Northridge	L	8-12
3/5/23	at Cal State Northridge	L	3-4

& - Best of the West Classic at Fresno State

Canisius (1-1)			
2/19/11	% vs. Canisius	W	6-3
2/20/11	% vs. Canisius	L	1-4

% - Played at USA Baseball Facility; Cary, N.C.

Central Arkansas (7-3)			
2/20/10	at Central Arkansas	W	3-2
3/9/11	at Central Arkansas	L	7-8
2/17/12	at Central Arkansas	W	4-3
2/18/12	at Central Arkansas	W	7-3 (10)
2/19/12	at Central Arkansas	W	5-1
3/11/14	at Central Arkansas	W	10-2
3/2/18	at Central Arkansas	W	12-5
3/3/18	at Central Arkansas	L	2-6
3/4/18	at Central Arkansas	L	6-7
3/10/22	at Central Arkansas	W	10-3

Central Michigan (1-0)			
3/8/98	\$ vs. Central Michigan	W	9-6

\$ - North Florida/Jacksonville Greyhound Classic

Central Missouri State (0-2)			
1969	Central Missouri State	L	0-5
1969	Central Missouri State	L	0-2

Chadron State (2-0)			
5/4/75	Chadron State	W	18-4
5/4/75	Chadron State	W	9-4

Charlotte (2-0-1)			
2/28/14	at Charlotte	W	7-6 (10)
3/1/14	at Charlotte	W	3-1
3/2/14	at Charlotte	T	5-5 (10)

Chicago State (5-0)			
3/12/94	# vs. Chicago State	W	17-1
3/15/08	Chicago State	W	11-0 (7)
3/15/08	Chicago State	W	7-0 (7)
3/16/08	Chicago State	W	16-2 (7)
3/16/08	Chicago State	W	9-0 (7)

# - University of Houston Tournament

Cincinnati (1-0)			
6/2/19	& vs. Cincinnati	W	6-1

& - NCAA Tournament (Corvallis, Ore.)

Citadel (3-0)			
4/1/22	Citadel	W	11-2
4/2/22	Citadel	W	5-3
4/3/22	Citadel	W	8-3

Clemson (4-1)			
5/25/90	% vs. Clemson	W	9-6
5/27/90	% vs. Clemson	W	4-3
6/1/91	\$ vs. Clemson	W	8-4
2/26/99	^ vs. Clemson	W	4-3
2/28/99	^ vs. Clemson	L	10-13

% - NCAA Central Regional (Austin, Texas)  
\$ - College World Series (Omaha, Neb.)  
^ - UNLV Coors Desert Classic in Las Vegas, Nev.

Coastal Carolina (1-4)			
3/7/09	@ at #16 Coastal Carolina	L	7-8
3/10/09	@ at #14 Coastal Carolina	L	0-1
2/24/23	at Coastal Carolina	L	12-14
2/25/23	at Coastal Carolina	L	5-14
2/26/23	at Coastal Carolina	W	10-5

@ - Caravelle Tournament in Conway, S.C.

Colorado (0-4)			
4/22/74	at Colorado	L	4-5
4/22/74	at Colorado	L	8-15
4/28/75	at Colorado	L	0-8
4/28/75	at Colorado	L	4-11

Colorado State (3-0)			
3/7/91	Colorado State	W	16-8
3/7/91	Colorado State	W	11-3
3/8/91	Colorado State	W	15-1

Concordia (Neb.) (5-1)			
1966	Concordia (Neb.)	W	11-2
1966	Concordia (Neb.)	W	8-2
1967	Concordia (Neb.)	L	4-10
1967	Concordia (Neb.)	W	8-7
3/24/80	at Concordia (Neb.)	W	15-2 (5)
3/24/80	at Concordia (Neb.)	W	21-1 (5)

Connecticut (1-7)			
5/29/21	\$ vs. Connecticut	L	0-5
5/6/22	* at Connecticut	L	1-3
5/7/22	* at Connecticut	L	5-6
5/8/22	* at Connecticut	L	5-6
5/28/22	\$ vs. Connecticut	L	1-7
5/18/23	#9 Connecticut	W	7-6
5/19/23	#9 Connecticut	L	3-6
5/20/23	#9 Connecticut	L	0-10

\$ - Played at BIG EAST Tournament (Mason, Ohio)

Connecticut Wesleyan (1-0)			
3/10/86	\$ vs. Conn. Wesleyan	W	11-5

\$ - Played in Miami, Fla.

CSU Bakersfield (3-0)			
2/13/15	at CSU Bakersfield	W	5-0
2/14/15	at CSU Bakersfield	W	5-1
2/15/15	at CSU Bakersfield	W	10-4

Dallas Baptist (6-4)			
1979	Dallas Baptist	W	9-6 (8)
1979	Dallas Baptist	L	7-13
3/10/83	Dallas Baptist	L	5-6
3/10/83	Dallas Baptist	W	14-8
5/11/12	Dallas Baptist	W	4-1
5/12/12	Dallas Baptist	L	2-5
5/13/12	Dallas Baptist	L	6-8
2/15/13	at Dallas Baptist	W	11-9
2/16/13	at Dallas Baptist	W	15-6
2/17/13	at Dallas Baptist	W	3-1

Dana College (15-3)			
1966	Dana College	W	2-1
1966	Dana College	W	11-1
1967	Dana College	W	7-2
1967	Dana College	L	5-6
1968	Dana College	W	15-2
1968	Dana College	W	2-1
1969	Dana College	L	5-9
1969	Dana College	L	2-7
1973	Dana College	W	5-2
4/17/75	Dana College	W	2-0
4/17/75	Dana College	W	5-1
1978	Dana College	W	1-0 (10)
1978	Dana College	W	5-2
5/10/95	Dana College	W	16-9
4/16/96	Dana College	W	13-5
4/7/97	Dana College	W	12-6
3/5/02	Dana College	W	16-7
4/15/03	Dana College	W	28-8 (7)

Dayton (0-1)			
2/27/09	\$ vs. Dayton	L	1-3

\$ - Phoenix Classic played in Phoenix, Ariz.

Delaware State (1-0)			
3/9/98	\$ vs. Delaware State	W	26-3

\$ - North Florida/Jacksonville Greyhound Classic

Denver (4-4)			
1970	Denver	W	4-2
1970	Denver	W	5-4
1971	Denver	L	2-4
1971	Denver	W	5-4
1971	Denver	L	1-8
5/5/72	Denver	W	5-4
4/19/74	at Denver	L	2-6
4/20/74	at Denver	L	2-3

Doane (15-0)			
1971	Doane	W	6-1
1971	Doane	W	10-0
1973	Doane	W	8-0
1973	Doane	W	3-0
3/18/74	Doane	W	6-0
3/18/74	Doane	W	6-1
4/19/84	Doane	W	6-1
4/19/84	Doane	W	4-3
5/7/87	Doane	W	4-1
5/7/87	Doane	W	9-1
3/1/90	Doane	W	11-1
3/1/90	Doane	W	20-1
2/27/91	Doane	W	20-0
5/1/92	Doane	W	9-3
4/15/93	Doane	W	18-0

Drake (10-7)			
1966	Drake	L	0-2
1966	Drake	L	2-7
1967	Drake	W	10-1
1967	Drake	W	7-6
1968	Drake	W	12-1
1968	Drake	L	5-6
1969	Drake	L	3-6
1969	Drake	L	3-4
1970	Drake	W	7-4
1970	Drake	W	11-0
1970	Drake	W	8-1
1970	Drake	W	5-2
1971	Drake	W	10-1
1971	Drake	W	10-1
4/6/74	at Drake	W	8-6
4/6/74	at Drake	L	3-4
4/6/74	at Drake	L	1-3

Eastern Illinois (0-1)			
3/14/03	% vs. Eastern Illinois	L	1-2 (12)

% - Kennel Club Classic in Jacksonville, Fla.

Evansville (46-28)			
3/11/93	\$ vs. Evansville	W	4-3
4/21/95	* at Evansville	L	2-5
4/22/95	* at Evansville	L	2-4
4/22/95	* at Evansville	W	10-6
3/29/96	* Evansville	W	4-3
3/31/96	* Evansville	W	7-6
5/3/97	* at Evansville	L	5-7
5/3/97	* at Evansville	L	9-10 (10)
5/4/97	* at Evansville	W	9-4
5/4/97	* at Evansville	W	9-5
5/8/98	* Evansville	W	12-5
5/9/98	* Evansville	L	1-7
5/10/98	* Evansville	L	3-8
5/10/98	* Evansville	W	13-0
5/14/98	^ at Evansville	L	2-5
4/2/99	* at Evansville	W	12-2
4/4/99	* at Evansville	L	1-4
4/4/99	* at Evansville	L	2-5
5/19/99	^ vs. Evansville	W	12-4
4/14/00	* Evansville	W	9-8 (10)
4/15/00	* Evansville	L	3-4
4/15/00	* Evansville	L	0-5 (7)
5/19/00	^ vs. Evansville	L	1-6
3/23/01	* at Evansville	W	14-9 (12)
3/24/01	* at Evansville	L	2-4
3/25/01	* at Evansville	L	5-10 (7)
3/25/01	* at Evansville	L	8-9
4/5/02	* Evansville	W	7-4
4/6/02	* Evansville	W	6-3 (7)
4/6/02	* Evansville	W	13-9
4/7/02	* Evansville	W	10-6
4/4/03	* at Evansville	W	6-4
4/5/03	* at Evansville	L	6-10 (7)
4/5/03	* at Evansville	W	3-1
4/6/03	* at Evansville	W	2-0
4/2/04	* Evansville	W	9-4
4/3/04	* Evansville	W	1-0
4/4/04	* Evansville	W	11-4



# Series Results

5/28/04	^ vs. Evansville	L	4-6
5/13/05	* at Evansville	W	8-7 (11)
5/14/05	* at Evansville	W	7-5
5/15/05	* at Evansville	L	4-6
5/26/05	^ vs. Evansville	W	6-0
<b>4/21/06</b>	<b>* Evansville</b>	<b>L</b>	<b>2-9</b>
<b>4/22/06</b>	<b>* Evansville</b>	<b>W</b>	<b>13-3 (8)</b>
<b>4/23/06</b>	<b>* Evansville</b>	<b>L</b>	<b>1-7</b>
3/23/07	* at Evansville	L	0-6
3/24/07	* at Evansville	W	4-3
3/25/07	* at Evansville	W	9-1
<b>4/25/08</b>	<b>* Evansville</b>	<b>W</b>	<b>9-4</b>
<b>4/26/08</b>	<b>* Evansville</b>	<b>W</b>	<b>7-1</b>
<b>4/27/08</b>	<b>* Evansville</b>	<b>W</b>	<b>13-1 (7)</b>
4/3/09	* at Evansville	W	7-4
4/4/09	* at Evansville	L	3-4
4/5/09	* at Evansville	W	10-5 (10)
<b>4/30/10</b>	<b>! Evansville</b>	<b>W</b>	<b>3-2</b>
<b>5/1/10</b>	<b>* Evansville</b>	<b>W</b>	<b>7-3</b>
<b>5/2/10</b>	<b>* Evansville</b>	<b>W</b>	<b>15-5 (7)</b>
5/14/11	* at Evansville	W	2-1 (12)
5/15/11	* at Evansville	W	4-0
5/16/11	* at Evansville	L	1-10
<b>3/30/12</b>	<b>* Evansville</b>	<b>L</b>	<b>4-8</b>
<b>3/31/12</b>	<b>* Evansville</b>	<b>W</b>	<b>3-2 (10)</b>
<b>4/1/12</b>	<b>* Evansville</b>	<b>L</b>	<b>0-1</b>
3/22/13	* at Evansville	W	6-1
3/23/13	* at Evansville	L	1-4
3/24/13	* at Evansville	W	6-2
<b>3/30/18</b>	<b>Evansville</b>	<b>W</b>	<b>2-1</b>
<b>3/31/18</b>	<b>Evansville</b>	<b>W</b>	<b>5-4</b>
<b>4/1/18</b>	<b>Evansville</b>	<b>W</b>	<b>12-7</b>
3/15/19	at Evansville	L	1-7
3/16/19	at Evansville	L	0-11
3/17/19	at Evansville	W	10-4

\$ - UTRGV Tournament in Edinburg, Texas

\* - MVC Regular Season Game

^ - MVC Tournament

! - Game at Rosenblatt Stadium

### Fairleigh Dickinson (7-2)

3/9/86	\$ vs. Fairleigh Dickinson	W	17-3
3/9/86	\$ vs. Fairleigh Dickinson	W	6-2
3/10/87	\$ vs. Fairleigh Dickinson	W	9-8
3/12/87	\$ vs. Fairleigh Dickinson	L	2-8
3/6/88	\$ vs. Fairleigh Dickinson	W	11-2
3/8/88	\$ vs. Fairleigh Dickinson	W	4-2
3/11/88	\$ vs. Fairleigh Dickinson	L	4-5
3/8/89	\$ vs. Fairleigh Dickinson	W	12-4
3/9/89	\$ vs. Fairleigh Dickinson	W	13-0

\$ - Played in Miami, Fla.

### Faulkner (1-1)

3/9/89	\$ vs. Faulkner	W	2-1
3/10/89	\$ vs. Faulkner	L	6-7

\$ - Played in Miami, Fla.

### Florida Memorial (1-0)

3/4/88	at Florida Memorial	W	28-3
--------	---------------------	---	------

### Fresno State (4-5)

3/19/92	& at Fresno State	W	10-9 (10)
3/20/92	& at Fresno State	L	3-13
3/8/00	# at Fresno State	W	12-3 (7)
3/11/00	# at Fresno State	L	1-5 (12)
<b>3/21/14</b>	<b>Fresno State</b>	<b>W</b>	<b>2-1</b>
<b>3/23/14</b>	<b>Fresno State</b>	<b>W</b>	<b>6-2</b>
2/19/16	at Fresno State	L	1-2
2/20/16	at Fresno State	L	1-2
2/21/16	at Fresno State	L	3-7

& - Best of the West Classic at Fresno State

# - Pepsi/Johnny Quik Classic at Fresno State

### Gardner-Webb (1-0)

2/9/07	\$ vs. Gardner-Webb	W	4-3
--------	---------------------	---	-----

\$ - Played in Rock Hill, S.C.

### Georgetown (24-7)

3/11/87	\$ vs. Georgetown	W	8-3
3/13/87	\$ vs. Georgetown	W	14-5
3/4/89	\$ vs. Georgetown	W	7-5
<b>4/11/14</b>	<b>* Georgetown</b>	<b>W</b>	<b>2-0</b>
<b>4/12/14</b>	<b>* Georgetown</b>	<b>W</b>	<b>13-4</b>
<b>4/12/14</b>	<b>* Georgetown</b>	<b>W</b>	<b>16-5</b>
4/2/15	* at Georgetown	L	3-4
4/4/15	* at Georgetown	W	4-2
4/4/15	* at Georgetown	W	4-3
<b>5/6/16</b>	<b>* Georgetown</b>	<b>W</b>	<b>6-2</b>
<b>5/7/16</b>	<b>* Georgetown</b>	<b>W</b>	<b>4-0</b>
<b>5/8/16</b>	<b>* Georgetown</b>	<b>L</b>	<b>2-3</b>
4/13/17	* at Georgetown	W	7-5
4/14/17	* at Georgetown	W	6-4
4/15/17	* at Georgetown	W	11-9
<b>4/27/18</b>	<b>* Georgetown</b>	<b>W</b>	<b>8-0</b>
<b>4/28/18</b>	<b>* Georgetown</b>	<b>L</b>	<b>3-6</b>
<b>4/29/18</b>	<b>* Georgetown</b>	<b>L</b>	<b>1-8</b>
5/3/19	* at Georgetown	W	7-3
5/3/19	* at Georgetown	W	14-2
5/4/19	* at Georgetown	W	7-4
4/23/21	* at Georgetown	W	6-0 (7)
4/23/21	* at Georgetown	W	5-0
4/24/21	* at Georgetown	W	4-2
4/25/21	* at Georgetown	L	2-3 (10)
<b>4/8/22</b>	<b>* at Georgetown</b>	<b>W</b>	<b>8-5</b>
<b>4/9/22</b>	<b>* at Georgetown</b>	<b>W</b>	<b>12-1</b>
<b>4/10/22</b>	<b>* at Georgetown</b>	<b>W</b>	<b>14-2</b>
4/14/23	* at Georgetown	W	15-11
4/15/23	* at Georgetown	L	3-8
4/16/23	* at Georgetown	L	1-13 (7)

\$ - Played in Miami, Fla.

\* - BIG EAST Regular Season game

### Georgia (1-1)

6/3/11	& vs. Georgia	W	2-1
6/5/11	& vs. Georgia	L	4-5 (11)

& - NCAA Tournament (Corvallis, Ore.)

### Georgia Tech (1-1)

3/27/90	\$ vs. Georgia Tech	W	5-4
3/31/90	\$ vs. Georgia Tech	L	2-3 (10)

\$ - Rainbow Spring Tournament in Honolulu, Hawaii

### Gonzaga (1-1)

3/9/00	# vs. Gonzaga	W	11-2
2/28/09	\$ vs. Gonzaga	L	3-11

# - Pepsi/Johnny Quik Classic at Fresno State

\$ - Phoenix Classic played in Phoenix, Ariz.

### Grand View (13-4)

4/11/83	Grand View	W	7-0
4/11/83	Grand View	W	14-3
<b>4/6/84</b>	<b>Grand View</b>	<b>W</b>	<b>6-4</b>
<b>4/6/84</b>	<b>Grand View</b>	<b>W</b>	<b>10-5</b>
<b>5/1/84</b>	<b>Grand View</b>	<b>L</b>	<b>2-3</b>
<b>5/1/84</b>	<b>Grand View</b>	<b>W</b>	<b>13-4</b>
<b>4/10/86</b>	<b>Grand View</b>	<b>L</b>	<b>8-12</b>
3/27/87	at Grand View	L	7-8
<b>4/6/88</b>	<b>Grand View</b>	<b>W</b>	<b>10-6</b>
<b>2/23/90</b>	<b>Grand View</b>	<b>W</b>	<b>7-1</b>
<b>2/23/90</b>	<b>Grand View</b>	<b>W</b>	<b>5-2</b>
<b>2/27/90</b>	<b>Grand View</b>	<b>W</b>	<b>9-2</b>
<b>2/28/91</b>	<b>Grand View</b>	<b>W</b>	<b>31-6</b>
4/24/92	vs. Grand View	L	12-13
<b>4/6/93</b>	<b>Grand View</b>	<b>W</b>	<b>4-3</b>
<b>2/19/95</b>	<b>Grand View</b>	<b>W</b>	<b>20-1</b>
<b>2/19/95</b>	<b>Grand View</b>	<b>W</b>	<b>6-3</b>

### Hardin Simmons (1-1)

3/8/83	Hardin Simmons	L	5-7
3/8/83	Hardin Simmons	W	18-11

### Harvard (0-1)

3/14/10	& vs. Harvard	L	2-5
---------	---------------	---	-----

& - Metrodome Tournament (Minneapolis, Minn.)

### Hastings (8-0)

1966	Hastings College	W	5-3
1966	Hastings College	W	7-2
1966	* Hastings College	W	2-0
1967	Hastings College	W	10-5
1967	Hastings College	W	12-1
1967	* Hastings College	W	8-0
1968	Hastings College	W	7-6 (8)
1968	Hastings College	W	9-2

\* - "W" Club Invitational (at Neb. Wesleyan)

### Hawai'i (1-2)

3/26/90	\$ at Hawai'i	L	7-11
3/28/90	\$ at Hawai'i	L	3-8
5/27/91	% vs. Hawai'i	W	15-8

\$ - Rainbow Spring Tournament in Honolulu, Hawaii

% - NCAA West I Regional (Los Angeles, Calif.)

### Hawaii-Pacific (1-0)

<b>4/7/92</b>	<b>Hawaii-Pacific</b>	<b>W</b>	<b>8-7</b>
---------------	-----------------------	----------	------------

### Houston (1-1)

3/8/94	at Houston	L	8-9
3/11/94	# at Houston	W	5-2

# - University of Houston Tournament

### Illinois (1-0)

4/8/93	at Illinois	W	11-10
--------	-------------	---	-------

### Illinois State (77-36)

<b>4/20/84</b>	<b>* Illinois State</b>	<b>L</b>	<b>2-6</b>
<b>4/20/84</b>	<b>* Illinois State</b>	<b>L</b>	<b>1-2</b>
<b>4/19/86</b>	<b>* Illinois State</b>	<b>W</b>	<b>6-5</b>
<b>4/19/86</b>	<b>* Illinois State</b>	<b>L</b>	<b>3-4</b>
<b>4/20/86</b>	<b>* Illinois State</b>	<b>L</b>	<b>1-4</b>
<b>4/20/86</b>	<b>* Illinois State</b>	<b>L</b>	<b>2-11</b>
4/18/87	* at Illinois State	W	5-3
4/18/87	* at Illinois State	W	9-7
4/19/87	* at Illinois State	W	7-6
4/19/87	* at Illinois State	W	14-8
<b>4/30/88</b>	<b>* Illinois State</b>	<b>W</b>	<b>5-4 (13)</b>
<b>4/30/88</b>	<b>* Illinois State</b>	<b>W</b>	<b>17-12</b>
<b>5/1/88</b>	<b>* Illinois State</b>	<b>W</b>	<b>20-9</b>
<b>5/1/88</b>	<b>* Illinois State</b>	<b>W</b>	<b>17-11</b>
5/19/88	^ vs. Illinois State	W	5-4
4/29/89	* at Illinois State	W	13-0
4/29/89	* at Illinois State	L	4-5
4/30/89	* at Illinois State	L	5-12
4/30/89	* at Illinois State	W	5-4
5/18/89	^ vs. Illinois State	W	10-4
<b>4/21/90</b>	<b>* Illinois State</b>	<b>W</b>	<b>11-1</b>
<b>4/21/90</b>	<b>* Illinois State</b>	<b>W</b>	<b>6-2</b>
<b>4/22/90</b>	<b>* Illinois State</b>	<b>W</b>	<b>12-4</b>
<b>4/22/90</b>	<b>* Illinois State</b>	<b>W</b>	<b>9-3</b>
5/4/91	* at Illinois State	W	10-5
5/4/91	* at Illinois State	W	9-2
5/5/91	* at Illinois State	W	13-2
5/5/91	* at Illinois State	L	5-6
5/15/91	^ vs. Illinois State	W	10-1
<b>5/2/92</b>	<b>* Illinois State</b>	<b>W</b>	<b>6-4</b>
<b>5/2/92</b>	<b>* Illinois State</b>	<b>W</b>	<b>13-12</b>
<b>5/3/92</b>	<b>* Illinois State</b>	<b>W</b>	<b>5-3</b>
4/30/93	* at Illinois State	W	5-4
5/1/93	* at Illinois State	L	1-4
5/2/93	* at Illinois State	W	2-0
<b>4/15/94</b>	<b>* Illinois State</b>	<b>W</b>	<b>7-6</b>
<b>4/16/94</b>	<b>* Illinois State</b>	<b>W</b>	<b>17-10</b>
<b>4/17/94</b>	<b>* Illinois State</b>	<b>W</b>	<b>12-2</b>
5/19/94	^ vs. Illinois State	W	14-2
3/24/95	* at Illinois State	W	10-8
3/25/95	* at Illinois State	W	4-3
3/25/95	* at Illinois State	L	9-10
3/26/95	* at Illinois State	W	9-0
<b>4/19/96</b>	<b>* Illinois State</b>	<b>L</b>	<b>3-5</b>
<b>4/20/96</b>	<b>* Illinois State</b>	<b>W</b>	<b>14-1</b>
<b>4/20/96</b>	<b>* Illinois State</b>	<b>L</b>	<b>0-4</b>
<b>4/21/96</b>	<b>* Illinois State</b>	<b>W</b>	<b>6-3</b>
3/21/97	* at Illinois State	L	9-10
3/22/97	* at Illinois State	W	7-4

3/22/97	* at Illinois State	L	4-7
3/23/97	* at Illinois State	L	10-14
<b>4/3/98</b>	<b>* Illinois State</b>	<b>W</b>	<b>4-3</b>
<b>4/4/98</b>	<b>* Illinois State</b>	<b>W</b>	<b>11-2</b>
<b>4/4/98</b>	<b>* Illinois State</b>	<b>W</b>	<b>15-3</b>
<b>4/5/98</b>	<b>* Illinois State</b>	<b>L</b>	<b>3-5</b>
4/23/99	* at Illinois State	W	10-2
4/24/99	* at Illinois State	L	2-9
4/24/99	* at Illinois State	L	3-4
4/25/99	* at Illinois State	L	5-7 (11)
5/20/99	^ vs. Illinois State	L	7-8
5/21/99	^ vs. Illinois State	W	3-2 (10)
<b>4/28/00</b>	<b>* Illinois State</b>	<b>L</b>	<b>2-4</b>
<b>4/29/00</b>	<b>* Illinois State</b>	<b>W</b>	<b>8-2</b>
<b>4/29/00</b>	<b>* Illinois State</b>	<b>W</b>	<b>9-8</b>
<b>4/30/00</b>	<b>* Illinois State</b>	<b>W</b>	<b>4-3</b>
3/30/01	* at Illinois State	L	4-10
3/31/01	* at Illinois State	L	2-12 (7)
3/31/01	* at Illinois State	W	17-14
4/1/01	* at Illinois State	L	5-12
<b>3/23/02</b>	<b>* Illinois State</b>	<b>W</b>	<b>8-7</b>
<b>3/23/02</b>	<b>* Illinois State</b>	<b>W</b>	<b>10-8 (7)</b>
<b>3/23/02</b>	<b>* Illinois State</b>	<b>L</b>	<b>4-5</b>
3/21/03	* at Illinois State	W	11-1
3/22/03	* at Illinois State	L	10-11 (7)
3/22/03	* at Illinois State	W	8-4
3/23/03	* at Illinois State	L	6-10
<b>4/16/04</b>	<b>* Illinois State</b>	<b>W</b>	<b>8-5</b>
<b>4/17/04</b>	<b>* Illinois State</b>	<b>L</b>	<b>4-6</b>
<b>4/18/04</b>	<b>* Illinois State</b>	<b>W</b>	<b>9-7 (14)</b>
3/26/05	* at Illinois State	W	8-2
3/26/05	* at Illinois State	W	4-1
3/27/05	* at Illinois State	W	7-4
<b>4/8/06</b>	<b>* Illinois State</b>	<b>W</b>	<b>8-6</b>
<b>4/8/06</b>	<b>* Illinois State</b>	<b>W</b>	<b>14-4 (7)</b>
<b>4/9/06</b>	<b>* Illinois State</b>	<b>L</b>	<b>13-14</b>
5/11/07	* at Illinois State	W	10-3
5/12/07	* at Illinois State	W	5-3
5/13/07	* at Illinois State	W	7-3
<b>3/28/08</b>	<b>* Illinois State</b>		

# Series Results

Indiana State (74-50)			
1978	^ Indiana State	L	2-5 (10)
1978	^ Indiana State	L	9-10
5/13/83	^ vs. Indiana State	L	9-13
4/12/86	* Indiana State	L	1-5
4/12/86	* Indiana State	L	1-4
4/13/86	* Indiana State	L	0-1
4/13/86	* Indiana State	L	1-6
5/17/86	^ vs. Indiana State	L	0-5
4/11/87	* at Indiana State	L	9-19
4/11/87	* at Indiana State	W	5-3
4/12/87	* at Indiana State	W	9-7
4/12/87	* at Indiana State	L	8-9
5/15/87	^ vs. Indiana State	L	8-12
4/16/88	* Indiana State	W	10-4
4/16/88	* Indiana State	W	13-1
4/17/88	* Indiana State	W	5-2
4/17/88	* Indiana State	W	9-0
5/21/88	^ vs. Indiana State	W	3-1
4/15/89	* at Indiana State	L	1-8
4/15/89	* at Indiana State	L	2-8
4/16/89	* at Indiana State	W	14-9
4/16/89	* at Indiana State	L	8-13
4/7/90	* Indiana State	W	10-9
4/7/90	* Indiana State	W	9-4
4/8/90	* Indiana State	L	7-8
4/8/90	* Indiana State	W	9-7
5/16/90	^ vs. Indiana State	W	3-1
5/18/90	^ vs. Indiana State	W	8-4
4/6/91	* at Indiana State	L	11-12
4/6/91	* at Indiana State	W	10-5
4/7/91	* at Indiana State	L	4-7
4/7/91	* at Indiana State	W	14-0
5/16/91	^ vs. Indiana State	W	7-6
5/18/91	^ vs. Indiana State	W	8-6
4/18/92	* Indiana State	W	5-1
4/18/92	* Indiana State	L	6-12
4/19/92	* Indiana State	L	7-8 (10)
5/13/92	^ vs. Indiana State	L	3-4
5/14/92	^ vs. Indiana State	W	6-2
4/9/93	* at Indiana State	L	3-4
4/10/93	* at Indiana State	L	1-6
4/11/93	* at Indiana State	W	7-4
5/20/93	^ vs. Indiana State	W	10-9
5/21/93	^ vs. Indiana State	L	4-7
3/12/94	# vs. Indiana State	W	7-1
4/30/94	* Indiana State	W	15-3
5/1/94	* Indiana State	W	7-5
5/1/94	* Indiana State	W	7-4
3/17/95	* at Indiana State	L	7-9
3/18/95	* at Indiana State	W	6-1
3/18/95	* at Indiana State	W	8-6
3/19/95	* at Indiana State	W	9-6
5/17/95	^ vs. Indiana State	W	7-6
4/12/96	* Indiana State	W	7-6
4/13/96	* Indiana State	L	2-5
4/13/96	* Indiana State	W	6-5
3/29/97	* at Indiana State	W	7-1
3/29/97	* at Indiana State	W	9-4
3/30/97	* at Indiana State	W	7-6 (8)
3/30/97	* at Indiana State	W	2-1
5/1/98	* Indiana State	W	8-2
5/2/98	* Indiana State	L	8-10
5/3/98	* Indiana State	L	3-6
5/3/98	* Indiana State	W	15-3
3/26/99	* at Indiana State	W	9-3
3/27/99	* at Indiana State	L	4-5 (8)
3/27/99	* at Indiana State	W	9-8
3/28/99	* at Indiana State	W	11-9
4/8/00	* Indiana State	W	10-9
4/8/00	* Indiana State	L	1-8
4/9/00	* Indiana State	W	10-3
4/9/00	* Indiana State	W	8-6
5/17/00	^ vs. Indiana State	L	4-15
4/20/01	* at Indiana State	L	5-6 (11)
4/21/01	* at Indiana State	L	4-9
4/21/01	* at Indiana State	W	15-12
4/22/01	* at Indiana State	L	3-16
5/3/02	* Indiana State	W	12-10

5/4/02	* Indiana State	L	2-4 (7)
5/4/02	* Indiana State	W	3-0
5/5/02	* Indiana State	W	10-9 (10)
5/22/02	^ vs. Indiana State	L	7-9
5/9/03	* at Indiana State	L	8-9
5/10/03	* at Indiana State	W	3-1 (7)
5/10/03	* at Indiana State	W	7-1
5/11/03	* at Indiana State	L	6-7
5/22/03	^ vs. Indiana State	L	0-2
5/20/04	* Indiana State	W	8-3
5/21/04	* Indiana State	W	11-9
5/21/04	* Indiana State	W	12-2 (7)
5/22/04	* Indiana State	W	2-1
5/26/04	^ vs. Indiana State	W	14-4
4/15/05	* at Indiana State	W	6-5
4/16/05	* at Indiana State	W	11-5
4/17/05	* at Indiana State	L	0-2
5/27/05	^ vs. Indiana State	W	16-3 (8)
5/12/06	! * Indiana State	W	6-3
5/13/06	! * Indiana State	W	5-0
5/14/06	* Indiana State	W	6-3
4/20/07	* at Indiana State	W	15-5
4/21/07	* at Indiana State	W	3-2
4/22/07	* at Indiana State	W	16-0 (7)
5/9/08	* Indiana State	W	6-5 (12)
5/11/08	* Indiana State	W	5-2
5/11/08	* Indiana State	W	7-4
3/20/09	* at Indiana State	W	7-3
3/21/09	* at Indiana State	W	9-4
3/22/09	* at Indiana State	L	3-8
4/21/10	! * Indiana State	L	5-8
4/3/10	! * Indiana State	L	3-5 (10)
4/8/10	* Indiana State	W	7-6
5/25/10	^ vs. Indiana State	L	7-8 (10)
5/27/10	^ vs. Indiana State	L	7-9
4/15/11	* at Indiana State	W	4-0
4/16/11	* at Indiana State	W	9-5
4/17/11	* at Indiana State	W	6-5
4/6/12	* Indiana State	L	3-6
4/7/12	* Indiana State	L	0-2 (12)
4/8/12	* Indiana State	W	8-0
5/22/12	^ vs. Indiana State	W	5-0
4/12/13	* at Indiana State	L	1-6
4/13/13	* at Indiana State	L	4-5
4/14/13	* at Indiana State	L	3-5
5/21/13	^ vs. Indiana State	L	3-4
# - University of Houston Tournament			
* - MVC Regular Season Game			
^ - MVC Tournament			
! - Game at Rosenblatt Stadium			
<b>Iona (2-0)</b>			
3/25/90	\$ vs. Iona	W	6-3
3/30/90	\$ vs. Iona	W	11-7
\$ - Rainbow Spring Tournament in Honolulu, Hawaii			
<b>Iowa (9-13)</b>			
1969	Iowa	L	0-5
1969	Iowa	L	1-5
4/25/72	Iowa	W	5-4
4/25/72	Iowa	W	9-6
1981	Iowa	L	2-7
1981	Iowa	L	1-5
1981	Iowa	L	3-4
1981	Iowa	L	3-6
4/23/83	Iowa	L	3-7
4/23/83	Iowa	W	5-1
4/24/83	Iowa	L	1-2
4/24/83	Iowa	W	6-1
4/19/97	at Iowa	W	12-4
4/19/97	at Iowa	L	4-5
4/20/97	at Iowa	L	6-9
4/20/97	at Iowa	L	8-9
4/1/98	Iowa	W	14-6
4/16/08	! Iowa	L	3-8
4/29/09	at Iowa	W	12-3
4/28/10	! Iowa	W	15-10
5/17/11	at Iowa	W	5-3
5/15/12	Iowa	L	4-5

Iowa State (22-33-1)			
5/13/72	Iowa State	L	1-9
5/13/72	Iowa State	W	4-3
1973	Iowa State	L	1-2
1973	Iowa State	W	9-3
5/11/74	Iowa State	W	3-2
5/11/74	Iowa State	L	4-9
4/22/75	at Iowa State	L	3-5
4/22/75	at Iowa State	W	6-1
1978	Iowa State	W	6-5
1978	Iowa State	W	4-3
1978	Iowa State	L	3-4 (10)
1978	Iowa State	L	7-8
1979	Iowa State	L	4-12
1979	Iowa State	L	0-2
1979	Iowa State	L	1-2
1979	Iowa State	L	4-8
5/10/80	Iowa State	L	6-7
5/10/80	Iowa State	L	1-8
5/11/80	at Iowa State	L	1-2
5/11/80	at Iowa State	L	3-9
4/22/83	Iowa State	W	4-0
4/22/83	Iowa State	L	2-6
5/2/84	at Iowa State	W	3-2
5/2/84	at Iowa State	W	11-2
4/2/86	at Iowa State	L	1-2
4/2/86	at Iowa State	T	3-3
4/9/86	Iowa State	W	9-2
4/9/86	Iowa State	L	4-6
4/8/87	Iowa State	W	13-5
4/8/87	Iowa State	W	9-6
4/22/87	at Iowa State	L	0-7
4/13/88	at Iowa State	L	2-7
4/20/88	Iowa State	L	4-6
4/20/88	Iowa State	W	8-1
3/29/89	Iowa State	L	1-10
3/29/89	Iowa State	L	4-8
4/12/89	at Iowa State	L	0-4
4/11/90	Iowa State	L	1-8
4/11/90	Iowa State	L	3-9
4/18/90	at Iowa State	W	6-2
4/18/90	at Iowa State	W	5-1
3/15/91	& vs. Iowa State	W	9-6
3/20/91	Iowa State	L	5-8
4/10/91	at Iowa State	L	8-9
5/9/91	Iowa State	W	10-2
5/10/91	vs. Iowa State	W	9-3
5/11/91	at Iowa State	L	7-14
4/29/92	Iowa State	L	6-12
4/14/93	Iowa State	W	13-6
4/14/93	Iowa State	W	9-1
4/21/94	at Iowa State	W	10-5
3/22/95	Iowa State	W	16-3
3/27/96	Iowa State	L	9-10
2/16/97	vs. Iowa State	W	14-12
3/19/97	Iowa State	L	9-14
2/15/98	Iowa State	L	2-10
& - Best of the West Classic at Fresno State			
<b>IPFW (1-0)</b>			
3/8/09	@ vs. IPFW	W	7-2
@ - Caravelle Tournament in Conway, S.C.			
<b>Jacksonville State (2-1)</b>			
4/1/16	Jacksonville State	L	3-4 (10)
4/2/16	Jacksonville State	W	4-0
4/3/16	Jacksonville State	W	2-1
<b>John Brown (2-1)</b>			
1969	John Brown	L	7-9
1969	John Brown	W	10-2
1969	John Brown	W	5-0

John F. Kennedy (14-0)			
1966	* John F. Kennedy	W	7-1
1967	* John F. Kennedy	W	7-1
1968	John F. Kennedy	W	4-3
1968	John F. Kennedy	W	3-2
1970	John F. Kennedy	W	6-3
1970	John F. Kennedy	W	4-3
1971	John F. Kennedy	W	6-5
1971	John F. Kennedy	W	4-3
1973	John F. Kennedy	W	6-1
1973	John F. Kennedy	W	2-1
1973	John F. Kennedy	W	2-1
3/29/74	John F. Kennedy	W	7-1
3/29/74	John F. Kennedy	W	7-6
4/14/75	John F. Kennedy	W	7-1
4/14/75	John F. Kennedy	W	3-0
* - "W" Club Invitational (at Neb. Wesleyan)			
<b>Kansas (25-17)</b>			
4/22/80	at Kansas	W	6-3
4/22/80	at Kansas	W	4-2
3/27/88	Kansas	W	14-8
4/28/88	at Kansas	L	7-10
3/22/89	at Kansas	W	7-5 (16)
3/22/89	at Kansas	W	4-3
3/28/89	Kansas	W	5-3
4/18/89	Kansas	W	8-3
3/20/90	Kansas	W	5-0
3/5/91	at Kansas	L	11-13 (10)
4/17/91	Kansas	W	12-3
3/25/92	Kansas	W	5-0
4/22/92	at Kansas	W	7-2
3/17/94	Kansas	L	7-9
4/18/94	at Kansas	L	9-10
5/10/96	at Kansas	L	6-28
5/11/96	at Kansas	W	10-9
3/26/97	Kansas	W	15-10
3/3/98	at Kansas	W	7-4
2/25/00	at Kansas	W	10-9 (11)
2/26/00	at Kansas	W	8-6
2/27/00	at Kansas	W	5-3
2/22/04	at Kansas	L	1-5
4/26/06	@ vs. #30 Kansas	L	1-9
4/14/09	% Kansas	L	6-7 (10)
3/23/10	at Kansas	L	4-5
4/7/10	% Kansas	L	4-5
2/22/11	at Kansas	W	4-3
4/26/11	Kansas	W	5-3
4/3/12	Kansas	W	7-3
4/2/13	at Kansas	W	6-4
4/16/13	Kansas	W	12-4
3/26/14	Kansas	L	0-11
3/22/17	at Kansas	W	7-3
4/11/18	Kansas	W	14-11
4/24/19	at Kansas	W	6-5
3/4/20	at Kansas	L	2-3
3/19/21	at Kansas	L	6-7 (14)
3/20/21	at Kansas	L	3-11
3/21/21	at Kansas	L	3-11
3/22/21	at Kansas	L	4-7
3/29/23	at Kansas	L	1-3
@ - Best of the Midwest Tournament, Kansas City, Mo.			
% - Played in Rosenblatt Stadium			

# Series Results

<b>Kansas State (43-57-1)</b>			
1969	Kansas State	L	1-12
1969	Kansas State	L	2-7
3/25/72	Kansas State	L	3-6
3/25/72	Kansas State	L	1-3
1973	Kansas State	L	0-1
1973	Kansas State	W	2-0
1973	Kansas State	W	3-1
1973	Kansas State	L	1-2
1973	Kansas State	W	10-4
3/22/74	at Kansas State	L	3-9
3/22/74	at Kansas State	L	2-3
4/1/74	<b>Kansas State</b>	<b>W</b>	<b>4-3</b>
4/1/74	<b>Kansas State</b>	<b>W</b>	<b>5-1</b>
3/21/75	at Kansas State	L	2-4
3/21/75	at Kansas State	W	3-1
3/22/75	at Kansas State	W	7-5
3/22/75	at Kansas State	L	1-2
3/23/75	at Kansas State	W	9-5
4/15/75	<b>Kansas State</b>	<b>L</b>	<b>4-5</b>
4/15/75	<b>Kansas State</b>	<b>W</b>	<b>10-4</b>
1977	Kansas State	W	9-7
1977	Kansas State	W	5-1
1977	Kansas State	L	2-3
1979	Kansas State	L	4-10
1979	Kansas State	T(5)	3-3
3/21/80	at Kansas State	L	4-8
3/21/80	at Kansas State	W	8-0
3/22/80	at Kansas State	W	14-12
<b>1981</b>	<b>Kansas State</b>	<b>W</b>	<b>10-7</b>
<b>1981</b>	<b>Kansas State</b>	<b>W</b>	<b>3-2</b>
<b>1981</b>	<b>Kansas State</b>	<b>L</b>	<b>6-9</b>
<b>1981</b>	<b>Kansas State</b>	<b>W</b>	<b>8-1</b>
1981	at Kansas State	L	9-13
1981	at Kansas State	W	12-2 (5)
1981	at Kansas State	L	10-13
1981	at Kansas State	W	10-3
3/12/83	Kansas State	W	3-2
3/23/86	at Kansas State	L	5-6 (15)
5/11/86	<b>Kansas State</b>	<b>L</b>	<b>5-7</b>
4/21/87	at Kansas State	L	6-8
3/29/88	<b>Kansas State</b>	<b>W</b>	<b>11-3</b>
4/18/88	at Kansas State	L	11-13
3/25/89	<b>Kansas State</b>	<b>L</b>	<b>4-10</b>
5/11/89	at Kansas State	W	16-7
4/24/90	at Kansas State	L	14-18
4/23/91	<b>Kansas State</b>	<b>W</b>	<b>7-4</b>
4/24/91	at Kansas State	L	2-6
4/8/92	<b>Kansas State</b>	<b>W</b>	<b>5-2</b>
3/24/93	at Kansas State	L	1-4
4/22/93	<b>Kansas State</b>	<b>W</b>	<b>6-3</b>
2/25/95	\$ vs. Kansas State	W	8-6
3/15/95	<b>Kansas State</b>	<b>L</b>	<b>5-13</b>
3/28/95	at Kansas State	L	4-5
2/10/96	at Kansas State	L	2-14
4/1/97	at Kansas State	L	5-9
2/25/98	at Kansas State	L	8-9
2/23/00	at Kansas State	W	7-1
4/26/00	<b>Kansas State</b>	<b>W</b>	<b>12-3</b>
3/14/01	at Kansas State	W	7-6
3/28/01	<b>Kansas State</b>	<b>L</b>	<b>1-9</b>
2/19/02	at Kansas State	L	9-10
4/24/02	<b>Kansas State</b>	<b>L</b>	<b>9-24 (8)</b>
2/18/03	at Kansas State	L	2-15
3/25/03	<b>Kansas State</b>	<b>W</b>	<b>11-6</b>
4/7/04	at Kansas State	L	0-7
4/27/04	<b>Kansas State</b>	<b>W</b>	<b>4-1</b>
3/1/05	at Kansas State	W	8-3
4/11/06	<b>Kansas State</b>	<b>L</b>	<b>4-5</b>
4/11/07	at Kansas State	W	3-1
3/26/08	at Kansas State	L	1-11
4/15/08	<b>Kansas State</b>	<b>W</b>	<b>6-5 (11)</b>
3/3/09	at Kansas State	L	1-12
4/1/09	<b>Kansas State</b>	<b>W</b>	<b>5-1</b>
3/16/10	at #25 Kansas State	W	7-4
4/12/11	<b>Kansas State</b>	<b>W</b>	<b>7-6</b>
4/30/13	<b>Kansas State</b>	<b>L</b>	<b>3-6</b>
3/28/14	<b>Kansas State</b>	<b>W</b>	<b>4-3</b>
3/29/14	<b>Kansas State</b>	<b>L</b>	<b>5-8</b>

3/30/14	<b>Kansas State</b>	<b>L</b>	<b>2-8</b>
3/10/15	at Kansas State	L	5-10
3/11/15	at Kansas State	W	6-3
3/9/16	at Kansas State	L	2-8
3/22/16	<b>Kansas State</b>	<b>W</b>	<b>5-4</b>
3/13/18	at Kansas State	W	13-3
4/4/18	<b>Kansas State</b>	<b>W</b>	<b>8-3</b>
4/5/19	<b>Kansas State</b>	<b>W</b>	<b>4-0</b>
4/6/19	<b>Kansas State</b>	<b>L</b>	<b>2-9</b>
4/7/19	<b>Kansas State</b>	<b>W</b>	<b>11-1</b>
4/5/22	at Kansas State	L	5-7
3/15/23	<b>Kansas State</b>	<b>L</b>	<b>0-3</b>
4/10/23	at Kansas State	L	0-10 (7)
\$ - Lake Area Classic, Lake Charles, La.			
! - Played in Rosenblatt Stadium			
<b>Lamar (1-1)</b>			
3/2/91	at Lamar	W	9-0
2/24/07	#at Lamar	L	3-12
# - Played in Beaumont, Texas			
<b>La Salle (2-0)</b>			
3/10/84	\$ vs. La Salle	W	16-3
3/6/89	\$ vs. La Salle	W	15-11
\$ - Played in Miami, Fla.			
<b>Lewis (1-1)</b>			
1981	at Lewis	L	5-11
1981	at Lewis	W	14-3
<b>Lipscomb (1-1)</b>			
2/26/21	at Lipscomb	W	11-4
2/28/21	at Lipscomb	L	5-7
<b>Long Beach State (1-1)</b>			
6/4/91	<b>\$ vs. Long Beach State</b>	<b>W</b>	<b>13-4</b>
5/23/92	% vs. Long Beach State	L	2-5
\$ - College World Series			
% - NCAA Central Regional (Austin, Texas)			
<b>Loras (0-1)</b>			
4/3/72	Loras College	L	0-1
<b>Louisiana Lafayette (0-2)</b>			
3/7/92	at Louisiana Lafayette	L	5-6
3/8/92	at Louisiana Lafayette	L	1-5
<b>Louisiana Monroe (2-1)</b>			
5/15/08	<b>! Louisiana-Monroe</b>	<b>W</b>	<b>8-5</b>
5/16/08	<b>! Louisiana-Monroe</b>	<b>W</b>	<b>8-3</b>
5/17/08	<b>Louisiana-Monroe</b>	<b>L</b>	<b>2-7</b>
! - Played in Rosenblatt Stadium			
<b>Louisiana Tech (2-0)</b>			
2/28/92	! vs. Louisiana Tech	W	6-5
3/14/12	<b>Louisiana Tech</b>	<b>W</b>	<b>3-1</b>
! - Louisiana Classic at McNeese State			
<b>Lowell (1-0)</b>			
3/15/86	\$ vs. Lowell	W	8-3
\$ - Played in Miami, Fla.			
<b>Loyola Marymount (2-1)</b>			
2/25/22	at Loyola Marymount	W	14-2
2/26/22	at Loyola Marymount	L	7-11
2/27/22	at Loyola Marymount	W	8-5
<b>Maine (5-0)</b>			
3/12/86	\$ vs. Maine	W	7-4
3/9/87	\$ vs. Maine	W	7-6
3/13/88	\$ vs. Maine	W	9-5
3/7/92	# vs. Maine	W	6-5 (10)
3/10/93	^ vs. Maine	W	2-1
\$ - Played in Miami, Fla.			
# - Cajun Classic at SE Louisiana			
^ - UTRGV Tournament in Edinburg, Texas			

<b>Maryland (5-1)</b>			
3/13/84	% vs. Maryland	W	7-3
3/16/84	% vs. Maryland	W	7-5
2/11/07	\$ vs. Maryland	L	4-10
3/22/19	at Maryland	W	3-2
3/23/19	at Maryland	W	5-3
3/24/19	at Maryland	W	8-6
% - Rollins Baseball Week Invite at Stetson			
\$ - Played in Rock Hill, S.C.			
<b>McNeese State (3-6)</b>			
2/29/92	! at McNeese State	L	8-10
2/24/95	\$ at McNeese State	L	6-9
5/12/17	<b>McNeese State</b>	<b>L</b>	<b>1-5</b>
5/13/17	<b>McNeese State</b>	<b>L</b>	<b>3-5</b>
5/14/17	<b>McNeese State</b>	<b>L</b>	<b>4-9</b>
2/23/19	at McNeese State	W	11-7
2/17/23	at McNeese State	L	0-1
2/18/23	at McNeese State	W	9-4
2/19/23	at McNeese State	W	5-1
! - Louisiana Classic at McNeese State			
\$ - Lake Area Classic, Lake Charles, La.			
<b>Memphis (2-0)</b>			
3/5/08	at Memphis	W	11-3
3/5/08	at Memphis	W	10-8
<b>Mercer (1-0)</b>			
3/12/98	\$ vs. Mercer	W	15-2
\$ - North Florida/Jacksonville Greyhound Classic			
<b>Miami (Fla.) (1-5-1)</b>			
3/16/86	\$ at Miami (Fla.)	L	1-2
3/15/87	at Miami (Fla.)	W	5-2
3/15/87	at Miami (Fla.)	L	9-10
3/13/88	at Miami (Fla.)	L	2-11
3/14/88	at Miami (Fla.)	T	9-9
3/12/89	at Miami (Fla.)	L	1-2
3/13/89	at Miami (Fla.)	L	5-6
\$ - Played in Miami, Fla.			
<b>Miami (Ohio) (0-1)</b>			
5/27/00	% vs. Miami (Ohio)	L	3-6
% - NCAA Regional (Tempe, Ariz.)			
<b>Michigan (1-4)</b>			
5/29/99	% vs. Michigan	L	5-13
2/25/17	\$ vs. Michigan	L	6-7 (10)
5/31/19	& vs. Michigan	L	0-6
6/2/19	& vs. Michigan	W	11-7
6/3/19	& vs. Michigan	L	6-17
% - NCAA Regional (South Bend, Ind.)			
\$ - Santa Clara Tournament			
& - NCAA Tournament (Corvallis, Ore.)			
<b>Michigan State (2-1)</b>			
3/18/86	\$ vs. Michigan State	L	1-3 (14)
2/24/02	@ vs. Michigan State	W	22-15
3/8/08	% vs. Michigan State	W	15-1
\$ - Played in Miami, Fla.			
@ - Played in Las Vegas, Nev.			
% - Played in Houston, Texas			
<b>Midland College (4-0)</b>			
5/5/74	<b>Midland</b>	<b>W</b>	<b>7-6</b>
5/5/74	<b>Midland</b>	<b>W</b>	<b>9-4</b>
4/30/75	<b>Midland</b>	<b>W</b>	<b>8-0</b>
4/30/75	<b>Midland</b>	<b>W</b>	<b>3-2</b>
<b>Midwestern (1-3)</b>			
1969	Midwestern	L	2-4
1969	Midwestern	L	7-8
3/6/83	Midwestern	L	5-7
3/7/83	Midwestern	W	4-0

<b>Milwaukee (14-1)</b>			
3/2/97	<b>Milwaukee</b>	<b>W</b>	<b>18-11</b>
3/2/97	<b>Milwaukee</b>	<b>W</b>	<b>4-3 (8)</b>
3/3/97	<b>Milwaukee</b>	<b>W</b>	<b>8-6</b>
3/5/99	Milwaukee	W	9-8 (8)
3/5/99	Milwaukee	W	7-4
3/3/00	<b>Milwaukee</b>	<b>W</b>	<b>5-1</b>
3/4/00	<b>Milwaukee</b>	<b>W</b>	<b>7-4</b>
3/4/00	<b>Milwaukee</b>	<b>W</b>	<b>18-3</b>
4/13/01	<b>Milwaukee</b>	<b>W</b>	<b>4-3</b>
4/14/01	<b>Milwaukee</b>	<b>L</b>	<b>0-4</b>
4/14/01	<b>Milwaukee</b>	<b>W</b>	<b>5-3</b>
4/14/04	<b>Milwaukee</b>	<b>W</b>	<b>8-4</b>
4/20/05	<b>Milwaukee</b>	<b>W</b>	<b>3-2 (7)</b>
4/20/05	<b>Milwaukee</b>	<b>W</b>	<b>9-1 (7)</b>
3/10/13	# vs. Milwaukee	W	14-6
# - Played at Austin Peay			
<b>Minnesota (26-25)</b>			
1970	Minnesota	L	4-7
1970	Minnesota	L	0-13
1970	Minnesota	L	0-5
1971	Minnesota	L	1-2
1971	Minnesota	L	4-5
1971	Minnesota	L	3-6
1971	Minnesota	L	4-6
1979	Minnesota	L	6-11
1979	Minnesota	W	3-2
1979	Minnesota	L	4-10
1979	Minnesota	L	14-0 (5)
1979	Minnesota	L	2-9
4/16/83	Minnesota	W	11-10
4/16/83	Minnesota	W	10-0
4/17/83	Minnesota	W	12-2
4/17/83	Minnesota	W	10-8
3/31/84	at Minnesota	L	2-5
3/31/84	at Minnesota	L	1-4
4/1/84	at Minnesota	W	7-3
4/1/84	at Minnesota	L	1-5
4/15/86	at Minnesota	L	3-5
4/16/86	at Minnesota	L	14-15
5/4/88	<b>Minnesota</b>	<b>W</b>	<b>6-2</b>
5/4/88	<b>Minnesota</b>	<b>W</b>	<b>6-1</b>
5/25/91	% vs. Minnesota	W	8-3
3/31/93	at Minnesota	L	2-4
3/30/94	at Minnesota	L	1-9
4/19/95	<b>Minnesota</b>	<b>W</b>	<b>7-2</b>
4/9/96	at Minnesota	W	5-4
4/2/97	<b>Minnesota</b>	<b>W</b>	<b>10-7</b>
4/16/97	at Minnesota	W	9-8
4/16/97	at Minnesota	W	10-5
3/17/00	<b>Minnesota</b>	<b>W</b>	<b>11-8</b>
3/19/00	<b>Minnesota</b>	<b>W</b>	<b>3-2</b>
3/19/00	<b>Minnesota</b>	<b>W</b>	<b>7-5</b>
3/13/10	& at Minnesota	W	6-4
2/21/14	^ vs. Minnesota	L	5-10
2/22/14	^ vs. Minnesota	W	11-4
2/23/14	^ vs. Minnesota	W	8-0
3/7/15	<b>Minnesota</b>	<b>L</b>	<b>6-8 (12)</b>
3/8/16	<b>Minnesota</b>	<b>L</b>	<b>0-9</b>
3/9/18	at Minnesota	W	7-3
3/10/18	at Minnesota	W	7-3
3/11/18	at Minnesota	L	1-15
3/10/20	at Minnesota	L	3-5
3/11/20	at Minnesota	L	4-5
3/18/22	<b>Minnesota</b>	<b>W</b>	<b>5-4</b>
3/19/22	<b>Minnesota</b>	<b>W</b>	<b>14-7</b>
3/20/22	<b>Minnesota</b>	<b>W</b>	<b>4-2</b>
3/24/23	<b>Minnesota</b>	<b>W</b>	<b>5-2</b>
3/25/23	<b>Minnesota</b>	<b>L</b>	<b>0-3</b>
% - NCAA West I Regional at USC			
& - Metrodome Tournament (Minneapolis, Minn.)			
^ - Played in Fort Myers, Fla.			



# Series Results

<b>Minnesota State (Mankato) (0-2)</b>			
3/24/83	Minnesota-Mankato	L	6-7
3/24/83	Minnesota-Mankato	L	3-11
<b>Missouri (3-7)</b>			
5/15/88	at Missouri	W	8-4
5/12/93	at Missouri	L	1-8
4/26/94	Missouri	L	11-14
5/11/94	at Missouri	L	13-17
4/18/01	at Missouri	L	7-11
3/7/03	at Missouri	L	0-9
3/8/03	at Missouri	W	6-4
3/8/03	at Missouri	L	1-6
3/27/07	#25 Missouri	W	4-3
5/6/08	at #14 Missouri	L	4-5

<b>Missouri Southern (1-0)</b>			
1981	^ vs. Missouri Southern	W	9-2 (5)
^ - Missouri Southern Tournament (2nd)			

<b>Missouri State (42-42)</b>			
4/20/91	* Missouri State	W	7-1
4/20/91	* Missouri State	W	5-3
4/21/91	* Missouri State	W	4-3
4/21/91	* Missouri State	W	8-3
5/8/92	* at Missouri State	W	11-3
5/9/92	* at Missouri State	W	6-5
5/10/92	* at Missouri State	L	5-10
4/17/93	* Missouri State	L	1-9
4/17/93	* Missouri State	L	6-8
4/18/93	* Missouri State	W	4-2
5/19/93	^ vs. Missouri State	W	8-3
5/13/94	* at Missouri State	L	5-8
5/14/94	* at Missouri State	L	6-7
5/14/94	* at Missouri State	W	10-7
5/6/95	* Missouri State	W	11-4
5/6/95	* Missouri State	L	2-5
5/7/95	* Missouri State	W	4-0
5/19/95	^ at Missouri State	L	5-7
5/21/95	^ at Missouri State	L	2-3
3/23/96	* at Missouri State	L	10-11
3/23/96	* at Missouri State	L	9-14
3/24/96	* at Missouri State	L	4-5
4/17/98	* at Missouri State	L	0-1
4/18/98	* at Missouri State	L	1-3
4/18/98	* at Missouri State	W	6-3
4/19/98	* at Missouri State	W	8-6
4/17/99	* Missouri State	W	11-4
4/17/99	* Missouri State	W	5-4
4/18/99	* Missouri State	L	1-8
4/18/99	* Missouri State	W	4-1
5/21/99	^ vs. Missouri State	W	11-2
4/21/00	* at Missouri State	W	8-4
4/22/00	* at Missouri State	L	3-12 (7)
4/22/00	* at Missouri State	L	4-5
4/23/00	* at Missouri State	W	12-0 (7)
5/5/01	* Missouri State	L	4-8
5/5/01	* Missouri State	L	0-12
5/6/01	* Missouri State	L	3-7
5/6/01	* Missouri State	L	4-10
4/26/02	* at Missouri State	W	5-3
4/27/02	* at Missouri State	L	0-2 (7)
4/27/02	* at Missouri State	W	7-6
4/28/02	* at Missouri State	L	10-12
3/29/03	* Missouri State	W	3-2
3/29/03	* Missouri State	W	4-3 (11)
3/30/03	* Missouri State	L	1-11
3/30/03	* Missouri State	L	2-4
5/21/03	^ vs. Missouri State	L	1-5
3/26/04	* at Missouri State	W	2-0 (10)
3/27/04	* at Missouri State	L	0-5
3/27/04	* at Missouri State	W	3-2
4/8/05	! * Missouri State	W	6-2
4/9/05	* Missouri State	W	7-6
4/10/05	* Missouri State	W	7-0
5/5/06	* at Missouri State	W	10-6
5/6/06	* at Missouri State	W	10-0 (7)
5/7/06	* at Missouri State	L	3-8
5/25/06	^ vs. Missouri State	L	1-3

5/17/07	* Missouri State	W	1-0
5/18/07	* Missouri State	W	3-2
5/19/07	* Missouri State	L	3-4
3/21/08	* at Missouri State	L	8-9
3/22/08	* at Missouri State	L	1-3
3/23/08	* at Missouri State	W	8-4
5/22/08	^ vs. Missouri State	L	5-9
5/8/09	* Missouri State	L	5-6
5/9/09	! * Missouri State	L	7-10
5/10/09	* Missouri State	L	3-8
5/22/09	^ vs. Missouri State	W	7-6 (10)
4/23/10	* at Missouri State	W	8-2
4/25/10	* at Missouri State	L	4-5
4/25/10	* at Missouri State	L	5-6
5/19/11	* Missouri State	W	3-2
5/20/11	* Missouri State	W	3-1
5/21/11	* Missouri State	W	3-1
5/25/11	^ Missouri State	L	3-10
5/26/11	^ Missouri State	W	6-5
5/27/11	^ Missouri State	W	4-3 (12)
3/23/12	* at Missouri State	L	0-3
3/24/12	* at Missouri State	L	0-7
3/25/12	* at Missouri State	L	3-5
5/16/13	* Missouri State	W	4-3
5/17/13	* Missouri State	L	2-3
5/18/13	* Missouri State	W	6-3

\* - MVC Regular Season  
^ - MVC Tournament  
! - Played in Rosenblatt Stadium

<b>Missouri Western (6-5)</b>			
1971	Missouri Western	W	2-1
1971	Missouri Western	L	5-6
1973	Missouri Western	W	6-3
1977	Missouri Western	W	3-2
1977	Missouri Western	L	4-14
1977	Missouri Western	W	2-1
1977	Missouri Western	W	12-10
1978	Missouri Western	L	1-7
1978	Missouri Western	L	0-6
1979	Missouri Western	L	2-3
1979	Missouri Western	W	10-0 (6)

<b>Morningside (5-1)</b>			
4/18/72	Morningside	L	4-7
4/18/72	Morningside	W	8-6
3/28/86	Morningside	W	19-1
3/28/86	Morningside	W	13-3
3/4/87	Morningside	W	23-4
3/30/88	Morningside	W	15-5

<b>Mount Marty (7-0)</b>			
3/3/87	Mount Marty	W	22-5
2/28/88	Mount Marty	W	8-7
2/28/88	Mount Marty	W	16-3
3/26/89	Mount Marty	W	19-4
3/5/90	Mount Marty	W	11-0
2/16/91	Mount Marty	W	18-1
2/23/92	Mount Marty	W	8-4

<b>Murray State (3-0)</b>			
3/4/16	at Murray State	W	7-2
3/5/16	at Murray State	W	9-4
3/6/16	at Murray State	W	10-5

<b>Navy (6-0)</b>			
3/7/86	\$ vs. Navy	W	8-4
3/7/86	\$ vs. Navy	W	9-6
3/8/87	\$ vs. Navy	W	14-3
3/8/87	\$ vs. Navy	W	4-1
3/7/88	\$ vs. Navy	W	8-4
3/14/03	% vs. Navy	W	7-2

\$ - Played in Miami, Fla.  
% - Kennel Club Classic, Jacksonville, Fla.

<b>Nebraska (52-93-2)</b>			
1973	Nebraska	L	1-6
1973	Nebraska	W	7-1
4/16/74	at Nebraska	L	5-7
4/16/74	at Nebraska	L	5-6
1977	Nebraska	L	1-9
1977	Nebraska	L	1-9
1977	Nebraska	L	4-6
1977	Nebraska	W	3-0
1978	Nebraska	L	5-6
1978	Nebraska	L	10-11
1978	Nebraska	L	3-14
1978	Nebraska	W	5-4 (8)
1978	Nebraska	L	4-7 (10)
1979	Nebraska	L	8-10
1979	Nebraska	L	3-15
4/9/80	at Nebraska	L	0-1
4/9/80	at Nebraska	L	1-5
4/16/80	Nebraska	L	1-5
4/16/80	Nebraska	L	1-13 (5)
1981	at Nebraska	L	7-8
1981	at Nebraska	L	2-8
1981	Nebraska	L	3-5
1981	Nebraska	L	8-9
4/27/83	Nebraska	L	9-11
4/27/83	Nebraska	W	6-5
4/4/84	at Nebraska	L	1-14
4/4/84	at Nebraska	W	4-2
4/25/84	Nebraska	L	0-11
4/25/84	Nebraska	W	4-2
4/23/86	at Nebraska	L	4-5
4/24/86	at Nebraska	W	6-5
4/30/86	Nebraska	L	0-5
4/30/86	Nebraska	W	4-2
4/29/87	Nebraska	L	3-5
4/3/87	at Nebraska	W	10-5
5/11/88	Nebraska	L	2-14
5/12/88	at Nebraska	W	6-5
4/5/89	at Nebraska	W	4-2
4/5/89	at Nebraska	W	9-4
4/26/89	Nebraska	W	4-2
4/26/89	Nebraska	L	4-7
4/4/90	Nebraska	W	6-0
4/25/90	Nebraska	W	6-5
4/1/90	at Nebraska	W	16-12
4/2/90	at Nebraska	L	0-12
4/3/91	at Nebraska	L	7-8 (10)
4/3/91	at Nebraska	W	6-5 (11)
5/1/91	Nebraska	L	3-5
5/1/91	Nebraska	W	14-3
4/1/92	at Nebraska	W	19-1
4/15/92	Nebraska	W	8-6
3/26/93	at Nebraska	W	10-4
3/27/93	Nebraska	W	10-2
3/27/93	Nebraska	W	9-4
3/28/93	at Nebraska	L	2-3
3/22/94	at Nebraska	L	6-7
4/13/95	Nebraska	L	4-19
4/13/95	at Nebraska	L	6-12
3/15/96	\$ vs. Nebraska	T	6-6
2/21/97	@ vs. Nebraska	L	0-3
2/23/97	@ vs. Nebraska	W	6-3
3/18/97	at Nebraska	L	3-13
4/29/97	Nebraska	L	1-4
4/7/99	at Nebraska	L	4-5 (10)
4/27/99	at Nebraska	W	14-12
5/12/99	Nebraska	L	9-10
3/21/00	Nebraska	L	5-9
4/11/00	at Nebraska	L	3-6
5/10/00	Nebraska	L	2-10
4/4/01	at #5 Nebraska	L	9-14
4/24/01	at #1 Nebraska	W	11-8 (10)
5/9/01	#1 Nebraska	L	4-8
4/9/02	#12 Nebraska	W	8-3
4/16/02	at #20 Nebraska	L	5-6
5/15/02	#13 Nebraska	L	1-9
4/22/03	at #6 Nebraska	L	7-8
4/29/03	at #4 Nebraska	L	0-8
5/13/03	! #8 Nebraska	L	5-9

3/23/04	#18 Nebraska	L	3-7
4/20/04	at #20 Nebraska	W	6-4
5/18/04	! Nebraska	L	1-12
3/29/05	at #7 Nebraska	L	2-10
4/5/05	! #4 Nebraska	W	4-3
5/10/05	! #3 Nebraska	W	5-3
6/4/05	% at #3 Nebraska	L	8-10
6/5/05	% at #3 Nebraska	L	2-10
4/4/06	! #6 Nebraska	L	4-6
4/18/06	at #4 Nebraska	L	2-4
5/16/06	! #10 Nebraska	L	1-4
4/3/07	! Nebraska	L	10-12
4/17/07	at Nebraska	W	2-1
5/15/07	! Nebraska	W	9-2
4/22/08	at #10 Nebraska	L	3-4
4/23/08	! #10 Nebraska	L	7-16
5/13/08	! #6 Nebraska	L	1-8
4/7/09	at Nebraska	W	15-0
4/21/09	! Nebraska	L	3-4 (12)
4/6/10	at Nebraska	W	13-5
4/6/10	! Nebraska	W	8-5
5/18/10	! Nebraska	L	5-21
4/5/11	at Nebraska	L	5-8
4/19/11	& Nebraska	L	1-2
5/10/11	& Nebraska	W	9-8
4/10/12	at Nebraska	L	3-5
4/24/12	Nebraska	L	1-4
5/8/12	Nebraska	W	8-1
4/26/13	Nebraska	W	5-3
5/14/13	Nebraska	L	9-12
3/19/14	at Nebraska	L	4-5 (10)
4/8/14	Nebraska	L	2-4
3/31/15	at #18 Nebraska	L	1-5
4/14/15	#23 Nebraska	L	6-7
4/28/15	Nebraska	L	6-7
3/29/16	at Nebraska	L	2-8
4/12/16	Nebraska	W	4-3
5/17/16	Nebraska	L	2-15
4/4/17	at Nebraska	L	6-14
4/18/17	Nebraska	W	5-2
5/10/17	Nebraska	L	0-4
3/27/18	Nebraska	W	3-1
4/24/18	at Nebraska	W	12-9
5/8/18	Nebraska	W	5-4
3/26/19	Nebraska	L	3-6
4/9/19	at Nebraska	W	10-2
4/23/19	Nebraska	W	2-1
3/29/22	Nebraska	W	3-2
3/21/23	Nebraska	W	6-5
4/18/23	at Nebraska	W	6-5
5/9/23	Nebraska	L	4-7

# Series Results

Nebraska-Kearney (27-10)			
1966	Nebraska-Kearney	L	1-5
1966	Nebraska-Kearney	L	2-5
1967	Nebraska-Kearney	W	8-7
1967	Nebraska-Kearney	L	12-15
1968	Nebraska-Kearney	L	4-5
1968	Nebraska-Kearney	L	8-10
1970	Nebraska-Kearney	W	10-2
1970	Nebraska-Kearney	W	11-1
1973	Nebraska-Kearney	W	5-2
1973	Nebraska-Kearney	W	4-2
1978	Nebraska-Kearney	W	12-6
1978	Nebraska-Kearney	W	8-3
1979	Nebraska-Kearney	W	4-2
1979	Nebraska-Kearney	W	14-4
1979	Nebraska-Kearney	L	2-13
1979	Nebraska-Kearney	L	7-8
1979	Nebraska-Kearney	W	19-6
1979	Nebraska-Kearney	L	5-6
1979	Nebraska-Kearney	W	10-3
4/18/80	at Nebraska-Kearney	W	5-3
4/18/80	at Nebraska-Kearney	W	13-3 (5)
4/29/80	Nebraska-Kearney	W	3-0
4/29/80	Nebraska-Kearney	W	19-1 (5)
1981	Nebraska-Kearney	W	10-6
1981	Nebraska-Kearney	W	11-8
3/23/83	Nebraska-Kearney	W	8-2
3/23/83	Nebraska-Kearney	W	6-5
4/20/83	Nebraska-Kearney	W	9-4
4/20/83	Nebraska-Kearney	W	9-1
4/18/84	Nebraska-Kearney	W	1-0 (8)
4/18/84	Nebraska-Kearney	W	6-5 (8)
3/31/86	Nebraska-Kearney	W	14-4
3/31/86	Nebraska-Kearney	L	6-13
3/24/89	Nebraska-Kearney	W	13-1
3/24/89	Nebraska-Kearney	L	2-3
4/12/90	Nebraska-Kearney	W	14-4
3/27/92	Nebraska-Kearney	W	6-3

Nevada (0-2-1)			
3/17/92	& vs. Nevada	T	7-7
5/8/15	Nevada	L	4-5
5/9/15	Nevada	L	0-4

& - Best of the West Classic at Fresno State

New Mexico (8-10)			
1971	New Mexico	L	5-17
1971	New Mexico	W	5-3
1971	New Mexico	L	5-27
1971	New Mexico	L	0-2
1971	New Mexico	L	2-3
1981	at New Mexico	L	5-6 (9)
1981	at New Mexico	W	5-4
1981	at New Mexico	L	3-9
1981	at New Mexico	L	5-10
1981	at New Mexico	L	5-11
3/21/92	& vs. New Mexico	L	0-4
3/11/96	\$ vs. New Mexico	L	0-5
3/16/96	\$ vs. New Mexico	W	3-2
2/25/11	at New Mexico	W	4-3
2/26/11	at New Mexico	W	10-6
2/26/11	at New Mexico	W	4-3
2/27/11	at New Mexico	W (11)	8-7
6/3/12	% vs. New Mexico	W	7-2

& - Best of the West Classic at Fresno State  
\$ - Pepsi/Johnny Quik Classic at Fresno State  
% - NCAA Tournament (Los Angeles, Calif.)

New Mexico State (13-7)			
1978	* New Mexico State	W	6-4
3/11/80	at New Mexico State	L	1-10
3/12/80	at New Mexico State	W	10-7 (11)
3/14/80	at New Mexico State	W	11-7
3/14/80	at New Mexico State	L	1-3
1981	*at New Mexico State	L	1-2
1981	*at New Mexico State	W	23-3
1981	*at New Mexico State	W	3-0
1981	*at New Mexico State	L	6-10
1981	* New Mexico State	L	2-6
1981	* New Mexico State	W	9-4
1981	* New Mexico State	W	20-17
1981	* New Mexico State	W	12-4
4/2/83	* New Mexico State	W	4-3
4/2/83	* New Mexico State	W	8-0
4/3/83	* New Mexico State	W	15-7
4/3/83	* New Mexico State	W	10-2
2/27/98	at New Mexico State	W	18-9
2/28/98	at New Mexico State	L	8-21
2/28/98	at New Mexico State	L	12-18

\* MVC Tournament at Creighton (1978)

New Orleans (2-1)			
5/21/10	New Orleans	W	10-1
5/21/10	New Orleans	W	14-8
5/22/10	! New Orleans	L	5-11

! - Played in Rosenblatt Stadium

North Carolina (1-0)			
3/11/91	& vs. North Carolina	W	12-2

& - Best of the West Classic at Fresno State

North Carolina State (2-0)			
6/3/05	% vs. #17 NC State	W	8-3
6/5/05	% vs. #17 NC State	W	11-9

% - NCAA Regional (Lincoln, Neb.)

North Dakota (12-2)			
4/20/80	North Dakota	W	4-3
4/20/80	North Dakota	W	10-3
3/24/09	North Dakota	W	13-6
3/25/09	North Dakota	L	6-7
3/16/12	! North Dakota	L	1-4
3/17/12	! North Dakota	W	12-3
3/17/12	! North Dakota	W	16-3
3/14/13	! North Dakota	W	4-1
4/5/14	North Dakota	W	6-2
4/5/14	North Dakota	W	4-3
4/6/14	North Dakota	W	8-6
3/18/16	North Dakota	W	7-1
3/20/16	North Dakota	W	5-0 (7)
3/20/16	North Dakota	W	7-1

! - Game played at CU Sports Complex

North Dakota State (20-2)			
1968	North Dakota State	W	7-6 (8)
1968	North Dakota State	L	8-12
1981	North Dakota State	L	1-3
1981	North Dakota State	W	7-3
3/19/04	North Dakota State	W	14-2
3/23/05	North Dakota State	W	5-3 (7)
3/23/05	North Dakota State	W	12-3 (7)
5/18/05	at North Dakota State	W	7-4 (7)
5/19/05	at North Dakota State	W	16-1 (7)
3/14/06	North Dakota State	W	13-4
3/15/06	North Dakota State	W	12-6
5/9/06	at North Dakota State	W	3-2 (7)
5/9/06	at North Dakota State	W	3-0 (7)
3/16/07	North Dakota State	W	7-4
3/17/07	North Dakota State	W	5-3
3/18/07	North Dakota State	W	10-6
3/18/07	North Dakota State	W	9-8
5/9/07	at North Dakota State	W	12-2 (7)
5/9/07	at North Dakota State	W	13-5 (7)
4/9/08	North Dakota State	W	2-0 (7)
4/9/08	North Dakota State	W	1-0 (7)
3/28/11	North Dakota State	W	3-2

North Florida (1-0)			
3/10/98	\$ at North Florida	W	6-4

\$ - North Florida/Jacksonville Greyhound Classic

Northeastern (1-2)			
2/16/18	% vs. Northeastern	W	15-7
2/17/18	% vs. Northeastern	L	7-12
2/18/18	% vs. Northeastern	L	3-8

% - Played in Fort Myers, Fla.

Northeastern Illinois (1-0)			
3/12/97	# vs. Northeast Illinois	W	4-1

# - Notre Dame Irish Classic in San Antonio, Texas

Northern Colorado (16-3)			
3/12/90	at Northern Colorado	W	5-3
4/9/04	Northern Colorado	L	4-5
4/10/04	Northern Colorado	W	7-4
4/11/04	Northern Colorado	L	3-11
2/18/05	at Northern Colorado	W	9-5
2/19/05	at Northern Colorado	W	9-4
2/20/05	at Northern Colorado	W	15-9
3/18/05	Northern Colorado	W	14-8
3/19/05	Northern Colorado	W	4-0
3/20/05	Northern Colorado	W	13-3
3/17/06	Northern Colorado	W	2-0
3/18/06	Northern Colorado	W	6-1
4/27/07	Northern Colorado	W	8-4
4/28/07	Northern Colorado	W	9-4
4/29/07	Northern Colorado	W	17-6
3/18/08	Northern Colorado	W	5-4
3/19/08	Northern Colorado	W	8-5
3/5/10	% vs. Northern Colorado	W	15-8
3/6/10	% vs. Northern Colorado	L	3-10

% - Bearkat Invitational (Huntsville, Texas)

Northern Illinois (2-1)			
1969	Northern Illinois	L	7-8
3/20/99	Northern Illinois	W	15-0
3/20/99	Northern Illinois	W	20-19

Northern Iowa (47-29)			
4/8/83	Northern Iowa	W	11-1
3/28/87	at Northern Iowa	L	2-3
3/28/87	at Northern Iowa	L	5-6
5/5/88	Northern Iowa	W	15-5
3/30/89	at Northern Iowa	W	11-4
5/4/89	Northern Iowa	W	14-4
3/3/90	Northern Iowa	W	3-0
3/3/90	Northern Iowa	W	6-1
3/4/90	Northern Iowa	W	6-3
3/4/90	Northern Iowa	W	5-4
5/2/91	at Northern Iowa	W	9-1
4/25/92	* at Northern Iowa	W	10-3
4/25/92	* at Northern Iowa	W	16-5
4/26/92	* at Northern Iowa	W	7-1
5/7/93	* Northern Iowa	W	10-2
5/9/93	* Northern Iowa	W	7-1
5/9/93	* Northern Iowa	W	9-1
4/23/94	* at Northern Iowa	W	13-3
4/23/94	* at Northern Iowa	L	4-5
4/24/94	* at Northern Iowa	W	11-4
3/31/95	* Northern Iowa	W	4-3
4/1/95	* Northern Iowa	W	5-1
4/1/95	* Northern Iowa	W	5-4
4/2/95	* Northern Iowa	W	19-12
4/3/96	* at Northern Iowa	W	5-4
4/3/96	* at Northern Iowa	L	5-6
5/1/96	* Northern Iowa	L	2-6
5/1/96	* Northern Iowa	W	12-8
4/9/97	* at Northern Iowa	L	2-3
4/9/97	* at Northern Iowa	W	5-3
4/23/97	* Northern Iowa	W	6-4
4/23/97	* Northern Iowa	L	4-10
4/8/98	* at Northern Iowa	L	2-3
4/22/98	* Northern Iowa	W	9-0
4/22/98	* Northern Iowa	W	10-4
5/8/99	* Northern Iowa	W	19-5
5/8/99	* Northern Iowa	W	7-4

5/9/99	* Northern Iowa	W	8-2
5/9/99	* Northern Iowa	L	10-11 (10)
3/31/00	* at Northern Iowa	L	5-6
4/1/00	* at Northern Iowa	W	11-3 (7)
4/1/00	* at Northern Iowa	W	11-9
4/2/00	* at Northern Iowa	L	11-12
3/16/01	* Northern Iowa	L	3-5
3/17/01	* Northern Iowa	W	11-2 (7)
3/17/01	* Northern Iowa	L	6-9
3/18/01	* Northern Iowa	L	6-13
4/12/02	* at Northern Iowa	W	7-1
4/13/02	* at Northern Iowa	L	3-4
4/13/02	* at Northern Iowa	W	7-6 (7)
4/14/02	* at Northern Iowa	W	5-1
5/23/02	^ vs. Northern Iowa	L	0-4
4/18/03	* Northern Iowa	L	2-11
4/19/03	* Northern Iowa	L	3-9
4/20/03	* Northern Iowa	L	11-15
4/20/03	* Northern Iowa	L	6-9 (10)
4/30/04	* at Northern Iowa	W	5-3
5/1/04	* at Northern Iowa	L	5-6
5/1/04	* at Northern Iowa	W	10-2
5/2/04	* at Northern Iowa	L	1-3
5/6/05	* Northern Iowa	L	7-17 (8)
5/7/05	* Northern Iowa	L	5-9
5/8/05	* Northern Iowa	W	9-1
5/18/06	* at Northern Iowa	L	6-12
5/19/06	* at Northern Iowa	W	4-3
5/20/06	* at Northern Iowa	L	0-3
3/30/07	* Northern Iowa	W	13-3
4/1/07	* Northern Iowa	W	10-5
4/1/07	* Northern Iowa	W	8-1
4/19/08	* at Northern Iowa	W	3-2
4/19/08	* at Northern Iowa	L	2-4
4/20/08	* at Northern Iowa	L	7-9
5/22/08	^ vs. Northern Iowa	W	4-2
4/10/09	!* Northern Iowa	W	3-2
4/11/09	!* Northern Iowa	L	0-2
4/12/09	* Northern Iowa	W	14-1 (7)

\* - MVC Regular Season  
^ - MVC Tournament  
! - Games played at Rosenblatt Stadium

NW Missouri State (9-6)			
1966	NW Missouri State	L	2-4
1966	NW Missouri State	W	5-4
1967	NW Missouri State	L	4-11
1967	NW Missouri State	W	4-3
1969	NW Missouri State	W	5-2
1969	NW Missouri State	W	10-1
4/6/75	NW Missouri State	L	3-4
4/6/75	NW Missouri State	W	5-4
1979	NW Missouri State	L	4-5
1979	NW Missouri State	L	3-4
1979	NW Missouri State	L	2-4
1979	NW Missouri State	W	10-7
1981	NW Missouri State	W	7-4
1981	NW Missouri State	W	6-2
3/30/86	NW Missouri State	W	20-6

Northwestern (1-1)			
2/18/00	\$ vs. Northwestern	W	7-4
2/25/07	# vs. Northwestern	L	3-4

\$ - Phoenix-Oakland A's Tournament  
# - Played in Beaumont, Texas

Northwestern State (1-2)			
2/27/10	# vs. Northwestern State	L	7-8
2/20/15	at Northwestern State	W	4-3 (10)
2/20/15	at Northwestern State	L	2-6

# - Stephen F. Austin Invitational (Nacogdoches, Texas)

# Series Results

Notre Dame (4-8)			
3/13/83	Notre Dame	W	6-5
3/13/97	# vs. Notre Dame	L	3-7
3/15/97	# vs. Notre Dame	W	8-5
3/11/99	# vs. Notre Dame	L	4-5
3/13/99	# vs. Notre Dame	L	3-5
5/28/99	% at Notre Dame	L	1-8
3/11/02	@ vs. #12 Notre Dame	W	8-6
3/13/02	& vs. Notre Dame	L	2-6
3/15/03	\$ vs. Notre Dame	L	3-10
<b>4/12/03</b>	<b>! #17 Notre Dame</b>	<b>L</b>	<b>1-2</b>
<b>4/13/03</b>	<b>#17 Notre Dame</b>	<b>L</b>	<b>12-13</b>
3/1/09	\$ vs. Notre Dame	W	6-3

# - Notre Dame Irish Classic in San Antonio, Texas  
% - NCAA Regional in South Bend, Ind.  
@ - Express College Classic, Round Rock, Texas  
& - Irish Invitational, San Antonio, Texas  
\$ - Kennel Club Classic, Jacksonville, Fla.  
! - Games played at Rosenblatt Stadium  
\$ - Phoenix Classic played in Phoenix, Ariz.

Nova Southeastern (0-1)			
3/7/89	at Nova Southeastern	L	1-5

\$ - Played in Miami, Fla.

Offutt Air Force Base (4-2)			
1966	Offutt Air Force Base	L	10-11
1966	Offutt Air Force Base	L	3-12
1967	Offutt Air Force Base	W	10-8
1968	Offutt Air Force Base	W	11-2
1968	Offutt Air Force Base	W	12-2
1968	Offutt Air Force Base	W	13-9

Ohio State (2-1)			
2/29/92	! vs. Ohio State	W	5-4
3/1/92	! vs. Ohio State	W	13-2
2/20/97	\$ vs. Ohio State	L	8-13

! - Louisiana Classic at McNeese State  
\$ - Phoenix-Oakland A's Tournament

Oklahoma (4-6)			
1973	* Oklahoma	L	1-8
3/22/91	at Oklahoma	L	12-17
3/8/94	vs. Oklahoma	L	0-8
3/6/01	at Oklahoma	W	14-12
3/7/01	at Oklahoma	W	9-3
3/12/04	at #21 Oklahoma	W	3-2
3/13/04	at #21 Oklahoma	L	1-6
3/14/04	at #21 Oklahoma	W	9-7
3/6/07	at Oklahoma	L	2-4
3/7/07	at Oklahoma	L	2-8

\* - District Five Playoffs

Oklahoma City (3-2)			
1970	Oklahoma City	W	12-2
1970	Oklahoma City	W	14-0
1970	Oklahoma City	W	13-4
1977	Oklahoma City	L	4-7
1977	Oklahoma City	L	1-3

Oklahoma State (3-10)			
1978	Oklahoma State	L	2-3
1978	Oklahoma State	L	0-9
1978	Oklahoma State	L	3-17
1979	Oklahoma State	L	0-4
1979	Oklahoma State	L	9-10 (8)
3/27/90	\$ vs. Oklahoma State	L	0-5
3/31/90	\$ vs. Oklahoma State	W	6-1
3/24/91	at Oklahoma State	W	25-8
3/25/91	at Oklahoma State	L	5-20
3/6/92	# vs. Oklahoma State	W	10-9
<b>5/8/95</b>	<b>Oklahoma State</b>	<b>L</b>	<b>2-6</b>
6/1/07	& vs. #22 Oklahoma State	L	4-6
<b>4/28/13</b>	<b>Oklahoma State</b>	<b>L</b>	<b>5-6</b>

\$ - Rainbow Spring Tournament in Honolulu, Hawaii  
# - Cajun Classic at SE Louisiana  
& - NCAA Regional (Fayetteville, Ark.)

Omaha (59-35)			
1966	Omaha	L	2-11
1966	Omaha	L	4-6
1966	* Omaha	L	5-6
1967	Omaha	L	8-11
1967	* Omaha	L	2-4
1967	Omaha	L	3-7
1968	Omaha	L	0-4
1969	Omaha	W	8-5
1969	Omaha	L	6-7
1970	Omaha	L	3-6
1970	Omaha	L	5-6
1971	Omaha	W	3-1
1971	Omaha	W	7-1
4/16/72	Omaha	L	6-8
4/16/72	Omaha	W	2-0
1973	Omaha	L	1-3 (14)
1973	Omaha	W	8-1
4/26/74	at Omaha	L	0-4
4/26/74	at Omaha	L	0-4
<b>4/27/74</b>	<b>Omaha</b>	<b>W</b>	<b>2-1</b>
<b>4/27/74</b>	<b>Omaha</b>	<b>W</b>	<b>9-1</b>
<b>5/1/75</b>	<b>Omaha</b>	<b>L</b>	<b>3-4</b>
<b>5/1/75</b>	<b>Omaha</b>	<b>W</b>	<b>7-5</b>
5/3/75	at Omaha	L	1-8
5/3/75	at Omaha	W	3-1
1977	Omaha	L	2-7
1977	Omaha	L	2-3
1977	Omaha	W	8-7
1978	Omaha	L	1-2
1978	Omaha	L	5-7
1978	Omaha	W	2-1
1978	Omaha	W	5-4
1979	Omaha	W	4-3
1979	Omaha	W	8-7
1979	Omaha	L	2-7
4/12/80	at Omaha	L	2-3
4/12/80	at Omaha	W	3-2 (8)
<b>4/14/80</b>	<b>Omaha</b>	<b>W</b>	<b>8-5</b>
<b>4/14/80</b>	<b>Omaha</b>	<b>W</b>	<b>4-3 (8)</b>
1981	at Omaha	L	9-10
1981	at Omaha	W	9-7
<b>1981</b>	<b>Omaha</b>	<b>L</b>	<b>2-3</b>
<b>1981</b>	<b>Omaha</b>	<b>W</b>	<b>10-6</b>
4/18/83	Omaha	W	10-3
4/18/83	Omaha	W	11-1
4/26/83	Omaha	W	9-6
4/26/83	Omaha	L	8-7
<b>4/24/84</b>	<b>Omaha</b>	<b>W</b>	<b>8-7</b>
<b>4/24/84</b>	<b>Omaha</b>	<b>L</b>	<b>3-7</b>
<b>3/24/86</b>	<b>Omaha</b>	<b>W</b>	<b>33-9</b>
<b>3/24/86</b>	<b>Omaha</b>	<b>W</b>	<b>16-1</b>
<b>4/28/87</b>	<b>Omaha</b>	<b>W</b>	<b>16-4</b>
<b>4/28/87</b>	<b>Omaha</b>	<b>W</b>	<b>14-8</b>
4/4/88	at Omaha	W	4-3
<b>4/27/88</b>	<b>Omaha</b>	<b>W</b>	<b>10-0</b>
4/4/89	at Omaha	W	14-1
<b>4/9/91</b>	<b>Omaha</b>	<b>W</b>	<b>30-10</b>
<b>4/30/92</b>	<b>Omaha</b>	<b>W</b>	<b>6-5</b>
<b>4/30/92</b>	<b>Omaha</b>	<b>W</b>	<b>16-0</b>
<b>4/27/93</b>	<b>Omaha</b>	<b>L</b>	<b>6-14</b>
<b>4/27/93</b>	<b>Omaha</b>	<b>W</b>	<b>7-1</b>
<b>4/6/94</b>	<b>Omaha</b>	<b>W</b>	<b>9-3</b>
<b>4/13/94</b>	<b>Omaha</b>	<b>W</b>	<b>4-3</b>
<b>4/13/94</b>	<b>Omaha</b>	<b>W</b>	<b>9-2</b>
<b>4/14/98</b>	<b>Omaha</b>	<b>W</b>	<b>4-2</b>
2/8/99	at Omaha	W	10-5
<b>4/18/00</b>	<b>Omaha</b>	<b>W</b>	<b>15-9</b>
2/25/01	vs. Omaha	W	4-3
2/25/01	vs. Omaha	W	11-5
<b>3/20/01</b>	<b>Omaha</b>	<b>W</b>	<b>9-8</b>
<b>3/6/02</b>	<b>Omaha</b>	<b>W</b>	<b>11-1</b>
4/1/03	! at Omaha	W	17-15
<b>3/27/12</b>	<b>Omaha</b>	<b>L</b>	<b>2-3</b>
<b>5/9/12</b>	<b>Omaha</b>	<b>W</b>	<b>6-1</b>
<b>3/29/13</b>	<b>Omaha</b>	<b>W</b>	<b>4-3</b>
3/30/13	at Omaha	W	11-4
<b>3/31/13</b>	<b>Omaha</b>	<b>L</b>	<b>2-4</b>
<b>4/22/14</b>	<b>Omaha</b>	<b>L</b>	<b>1-4</b>

<b>4/21/15</b>	<b>Omaha</b>	<b>W</b>	<b>8-2</b>
<b>5/17/16</b>	<b>Omaha</b>	<b>W</b>	<b>2-1</b>
5/9/17	at Omaha	W	7-5
<b>4/17/18</b>	<b>Omaha</b>	<b>W</b>	<b>9-2</b>
5/9/18	at Omaha	W	10-6
<b>5/15/18</b>	<b>Omaha</b>	<b>W</b>	<b>8-1</b>
4/30/19	at Omaha	W	6-2
<b>5/14/19</b>	<b>Omaha</b>	<b>W</b>	<b>13-2</b>
<b>3/7/20</b>	<b>Omaha</b>	<b>L</b>	<b>1-8</b>
3/5/21	at Omaha	W	10-3
3/6/21	at Omaha	W	15-2
3/7/21	at Omaha	L	2-5
3/8/22	at Omaha	L	3-5
<b>5/10/22</b>	<b>Omaha</b>	<b>L</b>	<b>3-5</b>
4/4/23	at Omaha	L	1-4
<b>5/16/23</b>	<b>Omaha</b>	<b>W</b>	<b>4-2</b>

\* - "W" Club Invitational (at Nebraska Wesleyan)  
! - Played in Rosenblatt Stadium

Oral Roberts (14-25)			
1971	Oral Roberts	W	9-2
1971	Oral Roberts	W	8-5
1971	Oral Roberts	L	2-5
3/29/72	Oral Roberts	W	4-3 (8)
3/29/72	Oral Roberts	L	5-6
3/30/72	Oral Roberts	L	1-3
3/30/72	Oral Roberts	W	1-0 (8)
4/1/72	Oral Roberts	L	12-5
1973	* Oral Roberts	L	4-11
3/1/74	at Oral Roberts	W	6-2
3/2/74	at Oral Roberts	W	3-2
3/3/74	at Oral Roberts	L	2-3
3/4/74	at Oral Roberts	L	7-8
3/5/74	at Oral Roberts	W	5-1
3/8/75	at Oral Roberts	L	0-3
1977	Oral Roberts	L	3-17
1977	Oral Roberts	W	4-2
1977	Oral Roberts	L	4-7
<b>4/16/87</b>	<b>Oral Roberts</b>	<b>L</b>	<b>7-12</b>
5/10/87	at Oral Roberts	W	10-5
4/1/88	at Oral Roberts	L	2-8
4/2/88	at Oral Roberts	W	10-5
4/2/88	at Oral Roberts	L	1-13
<b>4/19/89</b>	<b>Oral Roberts</b>	<b>W</b>	<b>4-2</b>
<b>4/20/89</b>	<b>Oral Roberts</b>	<b>L</b>	<b>6-9</b>
2/25/95	\$ vs. Oral Roberts	W	9-2
2/26/95	\$ vs. Oral Roberts	W	6-3
2/17/96	at Oral Roberts	L	2-6
2/17/96	at Oral Roberts	L	3-14
2/18/96	at Oral Roberts	L	2-10
<b>4/17/96</b>	<b>Oral Roberts</b>	<b>L</b>	<b>7-9</b>
<b>4/17/96</b>	<b>Oral Roberts</b>	<b>L</b>	<b>10-18</b>
5/11/96	vs. Oral Roberts	W	7-5
3/9/01	at Oral Roberts	L	0-1
3/10/01	at Oral Roberts	L	2-4
3/5/04	at Oral Roberts	L	1-6
3/6/04	at Oral Roberts	L	7-8
3/7/04	at Oral Roberts	L	2-15

\* - District Five Playoffs (1973)  
\$ - Lake Area Classic, Lake Charles, La.

Oregon State (1-3)			
3/12/96	\$ vs. Oregon State	L	3-8
3/13/96	\$ vs. Oregon State	L	10-14
6/4/11	& at #13 Oregon State	L	1-5
6/1/19	& at #16 Oregon State	W	4-1

\$ - Pepsi/Johnny Quik Classic at Fresno State  
& - NCAA Tournament (Corvallis, Ore.)

Pacific (5-2)			
3/14/96	\$ vs. Pacific	W	14-5
3/9/12	at Pacific	W	11-9
3/10/12	at Pacific	L	3-9
3/11/12	at Pacific	W	12-2
<b>3/15/13</b>	<b>Pacific</b>	<b>W</b>	<b>7-2</b>
<b>3/16/13</b>	<b>Pacific</b>	<b>L</b>	<b>2-5</b>
<b>3/17/13</b>	<b>Pacific</b>	<b>W</b>	<b>5-2</b>

\$ - Pepsi/Johnny Quik Classic at Fresno State

Parsons (4-2)			
1971	Parsons	W	2-0
1971	Parsons	L	1-3
5/2/72	Parsons College	W	4-3 (10)
5/2/72	Parsons College	L	1-2
1973	Parsons	W	4-2
1973	Parsons	W	2-0

Penn State (3-0)			
3/9/97	vs. Penn State	W	5-4
3/14/97	# vs. Penn State	W	15-10
3/12/99	# vs. Penn State	W	3-1

# - Notre Dame Irish Classic in San Antonio, Texas

Pepperdine (1-0)			
5/24/91	% vs. Pepperdine	W	5-3

% - NCAA West I Regional (Los Angeles, Calif.)

Pershing (1-3)			
1969	Pershing	L	2-3
1969	Pershing	W	1-0
1969	Pershing	L	2-4
1969	Pershing	L	2-7

Peru State (4-1)			
1966	Peru State	L	0-6
1966	Peru State	W	7-4
1967	Peru State	W	9-3
1967	Peru State	W	4-2
<b>2/25/91</b>	<b>Peru State</b>	<b>W</b>	<b>7-0</b>

Phillips (1-1)			
3/5/83	Phillips	L	5-7
3/5/83	Phillips	W	6-4

Portland (4-8)			
2/20/00	\$ vs. Portland	L	6-7
<b>4/1/11</b>	<b>Portland</b>	<b>W</b>	<b>11-3</b>
<b>4/2/11</b>	<b>Portland</b>	<b>W</b>	<b>12-0</b>
<b>4/3/11</b>	<b>Portland</b>	<b>W</b>	<b>4-3</b>
2/24/12	at Portland	L	2-3 (10)
2/26/12	vs. Portland	L	3-5
<b>3/7/20</b>	<b>Portland</b>	<b>W</b>	<b>6-1</b>
<b>3/8/20</b>	<b>Portland</b>	<b>L</b>	<b>3-4</b>
2/18/22	at Portland	L	2-12
2/19/22	at Portland	L	1-12
2/19/22	at Portland	L	3-4
2/20/22	at Portland	L	5-6

\$ - Phoenix-Oakland A's Tournament

Princeton (1-1)			
3/12/84	% vs. Princeton	W	10-4
3/15/84	% vs. Princeton	L	5-10

% - Rollins Baseball Week Invite at Stetson

Purdue (3-2)			
3/9/88	\$ vs. Purdue	W	13-6
3/9/88	\$ vs. Purdue	W	7-4
3/10/88	\$ vs. Purdue	L	3-5
3/10/89	\$ vs. Purdue	L	2-3
3/11/89	\$ vs. Purdue	W	10-4

\$ - Played in Miami, Fla.

Regis (3-0)			
3/14/90	vs. Regis	W	6-2
<b>2/24/91</b>	<b>Regis</b>	<b>W</b>	<b>9-7</b>
<b>2/24/91</b>	<b>Regis</b>	<b>W</b>	<b>23-0</b>

Rice (0-2)			
3/9/93	at Rice	L	2-3
3/9/08	\$ at #6 Rice	L	6-7

Rockhurst (1-0)			
<b>2/13/98</b>	<b>Rockhurst</b>	<b>W</b>	<b>9-1</b>

Rollins (2-0)			
3/14/84	% at Rollins	W	3-2
3/17/84	% at Rollins	W	13-12

% - Rollins Baseball Week Invite at Stetson



# Series Results

<b>Rutgers (2-0)</b>			
3/15/86	\$ vs. Rutgers	W	14-1
<b>4/27/13</b>	<b>Rutgers</b>	<b>W</b>	<b>3-2 (11)</b>
\$ - Played in Miami, Fla.			

<b>Sacramento State (0-1)</b>			
3/7/12	at Sacramento State	L	2-7

<b>St. Ambrose (1-0)</b>			
<b>2/21/95</b>	<b>St. Ambrose</b>	<b>W</b>	<b>5-3</b>

<b>St. Cloud State (4-4)</b>			
1966	St. Cloud State	W	18-6
1966	St. Cloud State	L	7-8
1967	St. Cloud State	L	7-12
1968	St. Cloud State	L	0-6
1968	St. Cloud State	W	2-1
1968	St. Cloud State	L	2-3
1978	St. Cloud State	W	6-5
1978	St. Cloud State	W	7-2

<b>St. Francis (NY) (2-0)</b>			
1981	^ vs. St. Francis (Ill.)	W	5-4
3/17/86	\$ vs. St. Francis (N.Y.)	W	7-3
^ - Missouri Southern Tournament			
\$ - Played in Miami, Fla.			

<b>St. John's (21-12)</b>			
3/14/91	& vs. St. John's	W	15-8
5/9/14	* at St. John's	L	5-6
5/11/14	* at St. John's	W	13-11
5/11/14	* at St. John's	W	15-5
<b>4/17/15</b>	<b>* St. John's</b>	<b>W</b>	<b>6-0</b>
<b>4/18/15</b>	<b>* St. John's</b>	<b>L</b>	<b>1-4</b>
<b>5/22/15</b>	<b>^ St. John's</b>	<b>L</b>	<b>1-8</b>
<b>5/24/15</b>	<b>^ St. John's</b>	<b>L</b>	<b>7-8</b>
5/19/16	* at St. John's	W	6-3
5/20/16	* at St. John's	W	8-2
5/21/16	* at St. John's	L	2-6
5/28/16	^ vs. St. John's	W	4-3 (10)
<b>4/7/17</b>	<b>* #14 St. John's</b>	<b>L</b>	<b>2-3 (14)</b>
<b>4/8/17</b>	<b>* #14 St. John's</b>	<b>W</b>	<b>7-4</b>
<b>4/9/17</b>	<b>* #14 St. John's</b>	<b>W</b>	<b>5-1</b>
<b>5/27/17</b>	<b>^ #20 St. John's</b>	<b>L</b>	<b>2-10</b>
4/13/18	* at St. John's	L	2-6
4/14/18	* at St. John's	L	1-5
4/14/18	* at St. John's	L	3-4
<b>5/10/19</b>	<b>* St. John's</b>	<b>W</b>	<b>11-0</b>
<b>5/11/19</b>	<b>* St. John's</b>	<b>L</b>	<b>4-6</b>
<b>5/12/19</b>	<b>* St. John's</b>	<b>W</b>	<b>4-2</b>
5/24/19	^ vs. St. John's	W	17-13
<b>4/30/21</b>	<b>* St. John's</b>	<b>W</b>	<b>6-1</b>
<b>5/1/21</b>	<b>* St. John's</b>	<b>W</b>	<b>11-4 (7)</b>
<b>5/1/21</b>	<b>* St. John's</b>	<b>L</b>	<b>1-4</b>
<b>5/2/21</b>	<b>* St. John's</b>	<b>W</b>	<b>11-4</b>
4/14/22	* at St. John's	W	5-3
4/16/22	* at St. John's	W	5-4
4/16/22	* at St. John's	W	4-2
<b>4/21/23</b>	<b>* St. John's</b>	<b>W</b>	<b>12-7</b>
<b>4/22/23</b>	<b>* St. John's</b>	<b>W</b>	<b>10-2</b>
<b>4/23/23</b>	<b>* St. John's</b>	<b>W</b>	<b>8-7</b>

& - Best of the West Classic at Fresno State  
 \* - BIG EAST Regular Season Game  
 ^ - BIG EAST Tournament

<b>Saint Joseph's (0-1)</b>			
3/9/84	\$ vs. Saint Joseph's	L	2-5
\$ - Played in Miami, Fla.			

<b>Saint Louis (39-12)</b>			
1971	Saint Louis	L	1-4
1971	Saint Louis	L	1-2
1971	Saint Louis	W	4-0
1971	Saint Louis	W	3-1
4/8/72	Saint Louis	W	14-4
4/8/72	Saint Louis	W	8-1
4/9/72	Saint Louis	L	4-8
4/9/72	Saint Louis	W	8-1
1973	Saint Louis	L	0-5
1973	Saint Louis	W	5-2
1973	Saint Louis	L	2-6
1973	Saint Louis	W	4-2
<b>4/13/74</b>	<b>Saint Louis</b>	<b>W</b>	<b>1-0</b>
<b>4/13/74</b>	<b>Saint Louis</b>	<b>W</b>	<b>5-1</b>
<b>4/13/74</b>	<b>Saint Louis</b>	<b>W</b>	<b>7-1</b>
<b>4/11/75</b>	<b>Saint Louis</b>	<b>W</b>	<b>4-1</b>
<b>4/11/75</b>	<b>Saint Louis</b>	<b>W</b>	<b>2-1</b>
<b>4/12/75</b>	<b>Saint Louis</b>	<b>W</b>	<b>16-6</b>
<b>4/12/75</b>	<b>Saint Louis</b>	<b>W</b>	<b>6-4</b>
1977	Saint Louis	L	3-5
1977	Saint Louis	L	5-9
1977	Saint Louis	W	6-1
1977	Saint Louis	L	1-13
1978	Saint Louis	L	2-5
1978	Saint Louis	W	6-5
1978	Saint Louis	L	1-8
1978	Saint Louis	W	6-4
<b>3/21/87</b>	<b>Saint Louis</b>	<b>W</b>	<b>12-1</b>
<b>3/21/87</b>	<b>Saint Louis</b>	<b>W</b>	<b>5-2</b>
<b>3/22/87</b>	<b>Saint Louis</b>	<b>W</b>	<b>10-0</b>
<b>3/22/87</b>	<b>Saint Louis</b>	<b>W</b>	<b>2-1</b>
3/24/88	at Saint Louis	W	4-1
3/24/88	at Saint Louis	W	12-0
2/27/04	at Saint Louis	L	2-8
2/28/04	at Saint Louis	W	3-0
2/29/04	at Saint Louis	W	11-1
<b>2/25/05</b>	<b>Saint Louis</b>	<b>W</b>	<b>13-12</b>
<b>2/26/05</b>	<b>Saint Louis</b>	<b>W</b>	<b>11-1</b>
2/24/06	at Saint Louis	W	11-2
2/25/06	at Saint Louis	W	9-5
2/26/06	at Saint Louis	W	5-2
<b>3/9/07</b>	<b>Saint Louis</b>	<b>W</b>	<b>6-1</b>
<b>3/10/07</b>	<b>Saint Louis</b>	<b>W</b>	<b>5-4 (10)</b>
<b>3/11/07</b>	<b>Saint Louis</b>	<b>W</b>	<b>14-0</b>
2/26/17	% vs. Saint Louis	L	3-7
3/12/19	at Saint Louis	W	12-11 (11)
3/13/19	at Saint Louis	W	9-4
% - Santa Clara Tournament			

<b>Saint Mary's (2-0)</b>			
2/22/97	\$ vs. Saint Mary's	W	10-5
3/10/99	# vs. Saint Mary's	W	9-4
\$ - Phoenix-Oakland A's Tournament			
# - Notre Dame Irish Classic in San Antonio, Texas			

<b>St. Thomas (Fla.) (3-2)</b>			
3/13/86	\$ vs. St. Thomas (Fla.)	W	6-4
3/11/87	at St. Thomas (Fla.)	W	7-5
3/13/87	at St. Thomas (Fla.)	W	12-8
3/14/87	at St. Thomas (Fla.)	L	4-11
3/11/88	at St. Thomas (Fla.)	L	2-4
\$ - Played in Miami, Fla.			

<b>St. Thomas (Minn.) (12-0)</b>			
<b>4/7/74</b>	<b>St. Thomas (Minn.)</b>	<b>W</b>	<b>13-1</b>
<b>4/8/74</b>	<b>St. Thomas (Minn.)</b>	<b>W</b>	<b>8-2</b>
<b>4/8/74</b>	<b>St. Thomas (Minn.)</b>	<b>W</b>	<b>14-2</b>
<b>4/9/75</b>	<b>St. Thomas (Minn.)</b>	<b>W</b>	<b>3-0</b>
<b>4/9/75</b>	<b>St. Thomas (Minn.)</b>	<b>W</b>	<b>11-2</b>
<b>4/10/75</b>	<b>St. Thomas (Minn.)</b>	<b>W</b>	<b>4-3</b>
<b>4/10/75</b>	<b>St. Thomas (Minn.)</b>	<b>W</b>	<b>3-2</b>
3/4/22	St. Thomas (Minn.)	W	3-1
<b>3/6/22</b>	<b>St. Thomas (Minn.)</b>	<b>W</b>	<b>3-2 (15)</b>
<b>4/1/23</b>	<b>St. Thomas (Minn.)</b>	<b>W</b>	<b>15-4 (7)</b>
<b>4/1/23</b>	<b>St. Thomas (Minn.)</b>	<b>W</b>	<b>8-5</b>
<b>4/2/23</b>	<b>St. Thomas (Minn.)</b>	<b>W</b>	<b>7-2</b>

<b>St. Xavier (3-1)</b>			
1981	at St. Xavier (Ill.)	W	7-5
1981	at St. Xavier (Ill.)	W	8-4
4/1/89	at St. Xavier (Ill.)	L	3-4
4/1/89	at St. Xavier (Ill.)	W	14-7

<b>Sam Houston State (3-7)</b>			
3/10/94	# vs. Sam Houston State	W	10-5
2/11/05	at Sam Houston State	W	9-6
2/12/05	at Sam Houston State	L	2-3
2/13/05	at Sam Houston State	L	3-10
2/20/09	at Sam Houston State	L	6-8
2/21/09	at Sam Houston State	L	3-4 (10)
2/21/09	at Sam Houston State	L	5-7
2/22/09	at Sam Houston State	L	4-5 (11)
3/5/10	% at Sam Houston State	W	6-5 (10)
3/7/10	% at Sam Houston State	L	10-11
# - University of Houston Tournament			
% - Bearkat Invitational (Huntsville, Texas)			

<b>San Diego (1-0)</b>			
6/2/12	& vs. San Diego	W	8-2
& - NCAA Tournament (Los Angeles, Calif.)			

<b>San Diego State (0-1)</b>			
2/16/94	\$ at San Diego State	L	5-16
\$ - Arthur J. Gallagher Tournament at San Diego State			

<b>San Jose State (3-2)</b>			
2/21/20	at San Jose State	W	7-0
2/22/20	at San Jose State	L	4-8
2/23/20	at San Jose State	L	8-9
<b>4/17/21</b>	<b>San Jose State</b>	<b>W</b>	<b>5-0</b>
<b>4/18/21</b>	<b>San Jose State</b>	<b>W</b>	<b>6-4</b>

<b>Santa Clara (1-0)</b>			
2/24/17	% at Santa Clara	W	3-1
% - Santa Clara Tournament			

<b>Seattle (4-2)</b>			
<b>5/14/10</b>	<b>! Seattle</b>	<b>L</b>	<b>4-6</b>
<b>5/15/10</b>	<b>Seattle</b>	<b>W</b>	<b>3-1</b>
<b>5/16/10</b>	<b>Seattle</b>	<b>W</b>	<b>3-2</b>
2/14/20	at Seattle	W	7-0
2/14/20	at Seattle	L	2-7
2/16/20	at Seattle	W	5-4
! - Played in Rosenblatt Stadium			

<b>Seton Hall (23-12)</b>			
<b>5/2/14</b>	<b>* Seton Hall</b>	<b>L</b>	<b>2-8</b>
<b>5/3/14</b>	<b>* Seton Hall</b>	<b>W</b>	<b>4-3 (10)</b>
<b>5/4/14</b>	<b>* Seton Hall</b>	<b>W</b>	<b>8-7 (10)</b>
5/23/14	^ vs. Seton Hall	W	2-1
5/1/15	* at Seton Hall	L	4-5
5/2/15	* at Seton Hall	W	10-7
5/3/15	* at Seton Hall	W	4-2
5/21/15	^ Seton Hall	W	7-4
<b>5/23/15</b>	<b>^ Seton Hall</b>	<b>W</b>	<b>12-1</b>
<b>4/8/16</b>	<b>* Seton Hall</b>	<b>W</b>	<b>3-1</b>
<b>4/9/16</b>	<b>* Seton Hall</b>	<b>W</b>	<b>7-1</b>
<b>4/10/16</b>	<b>* Seton Hall</b>	<b>L</b>	<b>4-5</b>
5/26/16	^ vs. Seton Hall	W	6-5
5/5/17	* at Seton Hall	W	2-1
5/6/17	* at Seton Hall	W	4-3
5/6/17	* at Seton Hall	L	0-1
<b>5/25/17</b>	<b>^ Seton Hall</b>	<b>W</b>	<b>4-1</b>
<b>5/4/18</b>	<b>* Seton Hall</b>	<b>W</b>	<b>4-2</b>
<b>5/5/18</b>	<b>* Seton Hall</b>	<b>L</b>	<b>1-2</b>
<b>5/6/18</b>	<b>* Seton Hall</b>	<b>L</b>	<b>0-3</b>
4/18/19	* at Seton Hall	W	5-1
4/19/19	* at Seton Hall	W	11-1
4/20/19	* at Seton Hall	W	3-1
5/23/19	^ vs. Seton Hall	W	10-9
5/14/21	* at Seton Hall	W	6-1
5/15/21	* at Seton Hall	L	0-15 (7)
5/15/21	* at Seton Hall	L	3-5
5/16/21	* at Seton Hall	W	3-1
5/27/21	^ * vs. Seton Hall	W	8-7
<b>4/22/22</b>	<b>* Seton Hall</b>	<b>W</b>	<b>8-1</b>
<b>4/23/22</b>	<b>* Seton Hall</b>	<b>W</b>	<b>14-1</b>
<b>4/24/22</b>	<b>* Seton Hall</b>	<b>L</b>	<b>9-10</b>
5/12/23	* at Seton Hall	L	0-7
5/13/23	* at Seton Hall	L	2-4
5/14/23	* at Seton Hall	L	6-11
<b>* - BIG EAST Regular Season Game</b>			
<b>^ - BIG EAST Tournament</b>			

<b>South Dakota (3-0)</b>			
1970	South Dakota	W	10-3
1970	South Dakota	W	15-0
3/6/83	South Dakota	W	10-0

<b>South Dakota State (23-5)</b>			
1969	South Dakota State	L	2-3
1969	South Dakota State	L	5-8
1971	South Dakota State	W	8-1
1971	South Dakota State	W	7-1
3/23/91	vs. South Dakota State	W	12-5
<b>3/15/05</b>	<b>South Dakota State</b>	<b>W</b>	<b>13-0 (7)</b>
<b>3/15/05</b>	<b>South Dakota State</b>	<b>W</b>	<b>3-2 (7)</b>
4/26/05	at South Dakota State	W	13-1
<b>3/13/07</b>	<b>South Dakota State</b>	<b>L</b>	<b>4-13</b>
<b>3/25/08</b>	<b>South Dakota State</b>	<b>W</b>	<b>9-8 (11)</b>
<b>3/14/09</b>	<b>South Dakota State</b>	<b>W</b>	<b>8-2</b>
<b>3/15/09</b>	<b>South Dakota State</b>	<b>L</b>	<b>2-4</b>
<b>3/15/09</b>	<b>South Dakota State</b>	<b>W</b>	<b>12-3</b>
4/28/09	at South Dakota State	W	5-2
3/12/10	& vs. South Dakota State	W	4-2
<b>3/11/11</b>	<b>South Dakota State</b>	<b>W</b>	<b>6-0</b>
<b>3/12/11</b>	<b>South Dakota State</b>	<b>W</b>	<b>6-3</b>
<b>3/13/11</b>	<b>South Dakota State</b>	<b>W</b>	<b>13-0</b>
<b>4/13/12</b>	<b>South Dakota State</b>	<b>L</b>	<b>2-5</b>
<b>4/15/12</b>	<b>South Dakota State</b>	<b></b>	

# Series Results

<b>Southeast Louisiana (1-1)</b>			
3/4/92	#at SE Louisiana	L	1-11
3/4/06	% vs. SE Louisiana	W	8-2
# - Cajun Classic at SE Louisiana			
% - Played in Cape Girardeau, Mo.			

<b>Southeast Missouri State (3-1)</b>			
2/20/99	at SE Missouri State	L	2-3
2/20/99	at SE Missouri State	W	3-2
2/21/99	at SE Missouri State	W	11-1
3/12/13	at SE Missouri State	W	17-2

<b>Southeast Oklahoma State (2-0)</b>			
5/13/90	SE Oklahoma State	W	13-2
5/13/90	SE Oklahoma State	W	7-6

<b>Southern Illinois (56-61)</b>			
1979	^ vs. Southern Illinois	L	2-9
5/16/80	^ vs. Southern Illinois	L	4-18
5/14/83	^ vs. Southern Illinois	L	6-20
4/28/84	* at Southern Illinois	L	1-2
4/28/84	* at Southern Illinois	L	1-2
4/29/84	* at Southern Illinois	L	5-6
4/29/84	* at Southern Illinois	L	0-4
4/5/86	* at Southern Illinois	W	8-5
4/5/86	* at Southern Illinois	L	2-5
4/6/86	* at Southern Illinois	L	1-5
4/6/86	* at Southern Illinois	W	7-5
5/16/86	^ at Southern Illinois	L	1-3
4/4/87	* Southern Illinois	L	2-3
4/4/87	* Southern Illinois	L	2-5
4/5/87	* Southern Illinois	W	7-6
4/5/87	* Southern Illinois	L	8-13
4/23/88	* at Southern Illinois	L	4-9
4/23/88	* at Southern Illinois	W	9-5
4/24/88	* at Southern Illinois	W	8-1
4/24/88	* at Southern Illinois	L	6-9
5/20/88	^ vs. Southern Illinois	W	10-5
4/22/89	* Southern Illinois	W	6-2
4/22/89	* Southern Illinois	W	13-2
4/23/89	* Southern Illinois	W	6-2
4/23/89	* Southern Illinois	L	2-5
5/18/89	^ vs. Southern Illinois	L	4-7
5/19/89	^ vs. Southern Illinois	L	2-6
4/14/90	* at Southern Illinois	L	7-8
4/14/90	* at Southern Illinois	L	1-3
4/15/90	* at Southern Illinois	L	2-3
4/15/90	* at Southern Illinois	W	8-6
5/17/90	^ vs. Southern Illinois	W	5-4
5/18/90	^ vs. Southern Illinois	L	5-7
5/19/90	^ vs. Southern Illinois	L	8-9
4/13/91	* Southern Illinois	W	12-1
4/13/91	* Southern Illinois	W	3-0
4/14/91	* Southern Illinois	W	7-3
4/14/91	* Southern Illinois	W	5-2
4/3/92	* at Southern Illinois	L	1-3
4/4/92	* at Southern Illinois	W	11-6
4/5/92	* at Southern Illinois	W	7-2
4/3/93	* Southern Illinois	W	2-1
4/3/93	* Southern Illinois	L	2-3
4/4/93	* Southern Illinois	W	14-11
4/2/94	* at Southern Illinois	L	11-14
4/2/94	* at Southern Illinois	W	8-3
4/3/94	* at Southern Illinois	L	11-12
4/8/95	* Southern Illinois	W	4-3
4/8/95	* Southern Illinois	W	5-0
5/3/96	* at Southern Illinois	W	12-1
5/4/96	* at Southern Illinois	W	5-4
5/5/96	* at Southern Illinois	L	0-1
4/26/97	* Southern Illinois	L	4-11
4/26/97	* Southern Illinois	L	3-8
4/27/97	* Southern Illinois	L	11-12
4/27/97	* Southern Illinois	L	5-9
3/21/98	* at Southern Illinois	L	5-9
3/21/98	* at Southern Illinois	L	9-11
3/22/98	* at Southern Illinois	L	3-4
3/22/98	* at Southern Illinois	L	3-8
4/9/99	* Southern Illinois	W	3-1
4/10/99	* Southern Illinois	W	13-4

4/10/99	* Southern Illinois	W	12-11 (10)
4/11/99	* Southern Illinois	W	6-2
5/12/00	* at Southern Illinois	L	5-6
5/13/00	* at Southern Illinois	L	8-9 (7)
5/13/00	* at Southern Illinois	L	4-5
5/14/00	* at Southern Illinois	W	7-5
4/7/01	* Southern Illinois	W	15-12
4/7/01	* Southern Illinois	W	14-4 (8)
4/8/01	* Southern Illinois	W	2-1 (7)
4/8/01	* Southern Illinois	L	4-13
3/15/02	& vs. Southern Illinois	L	3-10
3/29/02	* at Southern Illinois	W	5-3
3/30/02	* at Southern Illinois	L	2-13 (8)
3/31/02	* at Southern Illinois	W	10-2 (7)
3/31/02	* at Southern Illinois	L	4-14
5/2/03	* Southern Illinois	L	1-3
5/3/03	* Southern Illinois	W	11-1 (7)
5/3/03	* Southern Illinois	L	7-9
4/23/04	* at Southern Illinois	L	2-4
4/24/04	* at Southern Illinois	L	6-9
4/25/04	* at Southern Illinois	W	3-0
4/25/04	* at Southern Illinois	L	4-7
5/27/04	^ vs. Southern Illinois	L	5-6
4/1/05	* Southern Illinois	W	5-3
4/2/05	* Southern Illinois	W	3-1
4/3/05	* Southern Illinois	L	1-3
4/14/06	* at Southern Illinois	L	2-3 (10)
4/15/06	* at Southern Illinois	W	2-1
4/16/06	* at Southern Illinois	L	2-7
5/4/07	% * Southern Illinois	L	3-4 (11)
5/5/07	% * Southern Illinois	W	5-2
5/6/07	% * Southern Illinois	W	7-0
5/23/07	^ vs. Southern Illinois	W	8-5
5/3/08	* at Southern Illinois	W	5-0
5/3/08	* at Southern Illinois	W	9-8 (10)
5/4/08	* at Southern Illinois	L	4-5
5/23/08	^ vs. Southern Illinois	L	5-6
3/28/09	* Southern Illinois	W	4-3
3/28/09	* Southern Illinois	W	4-3
3/29/09	* Southern Illinois	W	10-0 (7)
5/20/09	^ vs. Southern Illinois	W	5-1
3/26/10	* at Southern Illinois	W	4-2
3/27/10	* at Southern Illinois	W	2-1
3/27/10	* at Southern Illinois	L	4-5 (11)
4/22/11	* Southern Illinois	W	5-4 (10)
4/23/11	* Southern Illinois	L	2-3
4/24/11	* Southern Illinois	L	1-2
5/26/11	^ Southern Illinois	W	5-0
4/21/12	* at Southern Illinois	L	0-4
4/21/12	* at Southern Illinois	L	6-7
4/22/12	* at Southern Illinois	L	5-6
5/26/12	^ vs. Southern Illinois	W	8-6
4/19/13	* Southern Illinois	W	4-3
4/20/13	* Southern Illinois	W	5-3
4/21/13	* Southern Illinois	W	9-1
* - MVC Regular Season			
^ - MVC Tournament			
& - Irish Invitational, San Antonio, Texas			
% - Played in Rosenblatt Stadium			
<b>SIU Edwardsville (2-0)</b>			
2/20/10	vs. SIU Edwardsville	W	22-0
3/19/11	at SIU Edwardsville	W	4-3 (10)
<b>Southern Methodist (1-3)</b>			
1971	Southern Methodist	L	7-8
1971	Southern Methodist	L	9-10
1971	Southern Methodist	L	5-6
1971	Southern Methodist	W	4-1
<b>Southern Utah (0-1)</b>			
2/14/04	% vs. Southern Utah	L	5-10
% - At Air Force, Colorado Springs, Colo.			
<b>Southwestern Louisiana (0-2)</b>			
3/7/92	# at SW Louisiana	L	5-6
3/8/92	# at SW Louisiana	L	1-5

<b>Southwestern Oklahoma (1-0)</b>			
3/7/01	vs. SW Oklahoma	W	5-4 (10)
<b>Stephen F. Austin (2-0)</b>			
2/28/10	# at Stephen F. Austin	W	9-8 (10)
5/13/14	Stephen F. Austin	W	10-8
# - Stephen F. Austin Invitational (Nacogdoches, Texas)			
<b>Stetson (9-6-1)</b>			
3/13/84	at Stetson	L	1-4
3/16/84	at Stetson	L	2-11
3/13/98	at Stetson	L	0-9
3/14/98	at Stetson	W	7-6
3/15/98	at Stetson	T	9-9
5/10/02	Stetson	W	8-6
5/12/02	Stetson	L	5-7
5/12/02	Stetson	W	7-3 (7)
3/11/03	at Stetson	L	2-3
3/12/03	at Stetson	L	2-3
3/27/15	Stetson	W	6-5
3/28/15	Stetson	W	3-2
3/29/15	Stetson	W	15-5
2/26/16	at Stetson	W	5-1
2/27/16	at Stetson	W	4-1
2/28/16	at Stetson	W	7-5
<b>Stony Brook (4-1)</b>			
3/6/09	@ vs. Stony Brook	L	2-8
3/22/15	at Stony Brook	W	8-3
3/25/16	Stony Brook	W	5-4
3/27/16	Stony Brook	W	4-0
3/27/16	Stony Brook	W	4-0 (10)
@ - Caravelle Tournament in Conway, S.C.			
<b>Tarkio (6-0)</b>			
1973	Tarkio	W	2-0
1973	Tarkio	W	9-0
3/27/74	Tarkio	W	6-2
3/27/74	Tarkio	W	4-0
4/7/75	Tarkio	W	12-0
4/7/75	Tarkio	W	10-0
<b>TCU (0-2)</b>			
1971	TCU	L	0-5
1971	TCU	L	2-9
<b>Temple (1-0)</b>			
3/8/00	# vs. Temple	W	15-0 (6)
# - Pepsi/Johnny Quik Classic at Fresno State			
<b>Tennessee Tech (3-0)</b>			
3/10/06	at Tennessee Tech	W	17-3
3/11/06	at Tennessee Tech	W	18-10
3/12/06	at Tennessee Tech	W	8-5
<b>Tennessee Martin (4-0)</b>			
3/1/08	at Tennessee-Martin	W	9-4
3/1/08	at Tennessee-Martin	W	12-1
3/2/08	at Tennessee-Martin	W	8-2
3/13/22	\$ vs. Tennessee-Martin	W	15-4
\$ - Played at Central Arkansas			
<b>Texas (0-8)</b>			
5/27/90	% at Texas	L	9-11
3/5/93	at Texas	L	6-7
3/6/93	at Texas	L	0-11
3/7/93	at Texas	L	4-5 (10)
3/14/94	at Texas	L	6-11
3/7/95	at Texas	L	3-12
3/8/95	at Texas	L	6-8
5/26/00	% vs. Texas	L	4-5
% - NCAA Central Regional (Austin, Texas)			
\$ - NCAA Regional (Tempe, Ariz.)			
<b>Texas A&amp;M (0-2)</b>			
2/22/03	at #19 Texas A&M	L	4-7 (7)
2/23/03	at #19 Texas A&M	L	2-7 (7)

<b>Texas A&amp;M-Corpus Christi (1-2)</b>			
3/4/05	at Texas A&M Corpus Christi	L	1-3
3/7/05	at Texas A&M Corpus Christi	W	3-2 (11)
3/9/05	at Texas A&M Corpus Christi	L	2-7
<b>Texas State (5-4)</b>			
3/10/95	at Texas State	W	12-4
3/12/95	at Texas State	W	8-6
2/23/96	at Texas State	L	2-4
2/24/96	at Texas State	W	11-10
2/25/96	at Texas State	W	24-13
3/10/97	at Texas State	L	4-8
3/9/02	@ vs. Texas State	L	3-5
2/22/19	% vs. Texas State	W	6-5
2/23/19	% vs. Texas State	L	9-12
@ - Express College Classic, Round Rock, Texas			
% - Played in Lake Charles, La.			
<b>Texas Wesleyan (3-5)</b>			
4/3/72	Texas Wesleyan	L	2-5
4/4/72	Texas Wesleyan	L	2-3 (17)
4/4/72	Texas Wesleyan	W	4-1 (5)
4/5/72	Texas Wesleyan	L	2-8
1973	Texas Wesleyan	L	2-3
1973	Texas Wesleyan	L	4-6
1979	Texas Wesleyan	W	Forfeit
1979	Texas Wesleyan	W	Forfeit
<b>Texas-Arlington (3-2)</b>			
1973	Texas-Arlington	L	3-11
3/9/83	Texas-Arlington	W	19-12
3/9/83	Texas-Arlington	L	8-9
5/22/92	% vs. UT-Arlington	W	11-6
3/10/10	at UT Arlington	W	11-5
% - NCAA Central Regional at Texas			
<b>Texas-El Paso (1-6)</b>			
3/8/80	at Texas-El Paso	L	14-15 (11)
3/9/80	at Texas-El Paso	L	3-11
3/9/80	at Texas-El Paso	L	1-10
3/19/80	at Texas-El Paso	L	12-16
3/16/80	at Texas-El Paso	L	7-8
1981	at Texas-El Paso	W	12-11
1981	at Texas-El Paso	L	9-12
<b>Toledo (2-1)</b>			
2/19/94	\$ vs. Toledo	W	13-10
2/20/94	\$ vs. Toledo	L	6-10
2/20/94	% vs. Toledo	W	5-1
\$ - Arthur J. Gallagher Tournament at San Diego State			
% - Played in USA Baseball Facility; Cary, N.C.			
<b>Tulane (1-2)</b>			
2/27/15	at Tulane	L	2-8
2/28/15	at Tulane	W	7-2
3/1/15	at Tulane	L	2-3
<b>Tulsa (1-3)</b>			
4/25/75	Tulsa	W	2-1
4/25/75	Tulsa	L	7-8
1978	Tulsa	L	2-4
1978	Tulsa	L	0-5
<b>UAB (3-3)</b>			
3/11/16	UAB	W	2-1
3/12/16	UAB	W	3-1
3/13/16	UAB	W	4-3
2/17/17	at UAB	L	2-3
2/18/17	at UAB	L	1-5
2/19/17	at UAB	L	1-14

# Series Results

UC Davis (7-2)			
3/2/12	at UC Davis	W	7-6
3/3/12	at UC Davis	L	3-6
3/4/12	at UC Davis	W	7-6
<b>3/26/17</b>	<b>UC Davis</b>	<b>L</b>	<b>1-12</b>
<b>3/27/17</b>	<b>UC Davis</b>	<b>W</b>	<b>2-1</b>
<b>3/28/17</b>	<b>UC Davis</b>	<b>W</b>	<b>4-3</b>
2/23/18	at UC Davis	W	6-3
2/24/18	at UC Davis	W	9-6
2/25/18	at UC Davis	W	10-7 (11)

UC Santa Barbara (0-1)			
2/23/02	@ vs. UC Santa Barbara	L	10-23
@ - Played in Las Vegas, Nev.			

UCLA (1-3)			
2/22/03	~ vs. UCLA	W	10-4 (7)
2/24/03	~ vs. UCLA	L	1-2 (7)
6/1/12	& at UCLA	L	0-3
6/3/12	& at UCLA	L	5-13
~ - Aggie Classic, College Station, Texas			
& - NCAA Tournament (Los Angeles, Calif.)			

UNC-Asheville (1-0)			
3/10/00	# vs. UNC-Asheville	W	5-3
# - Pepsi/Johnny Quik Classic at Fresno State			

UNC-Wilmington (0-1)			
3/11/09	at UNC Wilmington	L	2-6

UNLV (4-12)			
3/16/90	at UNLV	L	1-2
3/17/90	at UNLV	L	5-6
3/17/90	at UNLV	L	0-3
3/3/94	at UNLV	L	5-7
3/4/94	at UNLV	L	2-7
3/5/94	at UNLV	W	12-8
2/27/99	\$ at UNLV	W	8-7
2/22/02	@ at UNLV	L	8-9
2/23/02	@ at UNLV	L	6-12
<b>3/31/14</b>	<b>#25 UNLV</b>	<b>L</b>	<b>1-3</b>
2/28/20	at UNLV	L	4-6
2/29/20	at UNLV	W	4-3
3/1/20	at UNLV	L	3-12
<b>4/25/23</b>	<b>UNLV</b>	<b>L</b>	<b>7-10</b>
<b>4/26/23</b>	<b>UNLV</b>	<b>W</b>	<b>8-7</b>

\$ - UNLV Coors Desert Classic in Las Vegas, Nev.  
@ - Played in Las Vegas, Nev.

USC (1-3)			
<b>4/4/80</b>	<b>USC</b>	<b>L</b>	<b>3-6</b>
<b>4/5/80</b>	<b>USC</b>	<b>L</b>	<b>5-16</b>
5/26/91	% at USC	W	8-7 (10)
3/10/02	@ vs. USC	L	3-7
% - NCAA West I Regional (Los Angeles, Calif.)			
@ - Express College Classic, Round Rock, Texas			

Utah (0-2)			
2/23/03	~ vs. Utah	L	1-2 (8)
2/24/03	~ vs. Utah	L	0-6 (7)
~ - Aggie Classic, College Station, Texas			

Utah Valley (6-2)			
<b>3/13/15</b>	<b>Utah Valley</b>	<b>W</b>	<b>6-2</b>
<b>3/14/15</b>	<b>Utah Valley</b>	<b>W</b>	<b>4-3</b>
<b>3/14/15</b>	<b>Utah Valley</b>	<b>L</b>	<b>1-2</b>
<b>3/15/15</b>	<b>Utah Valley</b>	<b>W</b>	<b>11-3</b>
<b>3/17/17</b>	<b>Utah Valley</b>	<b>L</b>	<b>1-2 (11)</b>
<b>3/18/17</b>	<b>Utah Valley</b>	<b>W</b>	<b>3-2</b>
<b>3/18/17</b>	<b>Utah Valley</b>	<b>W</b>	<b>6-5</b>
<b>3/19/17</b>	<b>Utah Valley</b>	<b>W</b>	<b>19-5</b>

UTRGV (3-1)			
3/13/93	\$ vs. UTRGV	W	1-0 (10)
3/10/05	at UTRGV	L	4-7
3/11/05	at UTRGV	W	11-0
3/12/05	at UTRGV	W	11-7
\$ - UTRGV Tournament in Edinburg, Texas			

Valparaiso (1-0)			
3/19/11	vs. Valparaiso	W	1-0
Vanderbilt (1-0)			
3/7/06	at Vanderbilt	W	5-4

Villanova (25-2)			
3/10/84	\$ vs. Villanova	W	5-4
4/17/14	* at Villanova	L	3-6
4/18/14	* at Villanova	W	12-6
4/19/14	* at Villanova	W	4-0
<b>5/14/15</b>	<b>* Villanova</b>	<b>W</b>	<b>13-5</b>
<b>5/15/15</b>	<b>* Villanova</b>	<b>W</b>	<b>4-2</b>
<b>5/16/15</b>	<b>* Villanova</b>	<b>W</b>	<b>4-3</b>
4/29/16	* at Villanova	W	9-3
4/30/16	* at Villanova	W	10-4
4/30/16	* at Villanova	W	6-5
<b>4/21/17</b>	<b>* Villanova</b>	<b>W</b>	<b>6-5</b>
<b>4/22/17</b>	<b>* Villanova</b>	<b>W</b>	<b>11-2</b>
<b>4/23/17</b>	<b>* Villanova</b>	<b>W</b>	<b>2-1</b>
5/11/18	* at Villanova	W	4-0
5/12/18	* at Villanova	W	6-1
5/12/18	* at Villanova	W	3-2
<b>5/16/19</b>	<b>* Villanova</b>	<b>W</b>	<b>10-1</b>
<b>5/17/19</b>	<b>* Villanova</b>	<b>W</b>	<b>4-1</b>
<b>5/18/19</b>	<b>* Villanova</b>	<b>W</b>	<b>8-2</b>
<b>4/9/21</b>	<b>* Villanova</b>	<b>W</b>	<b>9-2</b>
<b>4/10/21</b>	<b>* Villanova</b>	<b>W</b>	<b>10-0 (8)</b>
<b>4/11/21</b>	<b>* Villanova</b>	<b>W</b>	<b>8-0</b>
5/19/22	* at Villanova	W	7-1
5/21/22	* at Villanova	W	7-5 (10)
<b>4/6/23</b>	<b>* Villanova</b>	<b>W</b>	<b>6-0</b>
<b>4/7/23</b>	<b>* Villanova</b>	<b>W</b>	<b>2-0</b>
<b>4/8/23</b>	<b>* Villanova</b>	<b>L</b>	<b>6-8 (10)</b>

\$ - Played in Miami, Fla.  
\* - BIG EAST Regular Season Game

VCU (0-1)			
5/24/92	% vs. VCU	L	4-5 (11)
% - NCAA Central Regional (Austin, Texas)			

Virginia Tech (1-0)			
3/12/91	& vs. Virginia Tech	W	6-3
& - Best of the West Classic at Fresno State			

Washington (3-3)			
2/18/94	! vs. Washington	L	1-4
2/20/94	! vs. Washington	L	5-6
2/25/99	\$ vs. Washington	L	12-16
2/28/99	\$ vs. Washington	W	9-6
2/17/00	^ vs. Washington	W	12-10
2/19/00	^ vs. Washington	W	14-3
! - Arthur J. Gallagher Tournament at San Diego			
\$ - UNLV Coors Desert Classic in Las Vegas, Nev. State			
^ - Phoenix-Oakland A's Tournament			

Washington State (1-2)			
2/22/08	at Washington State	W	8-4
2/23/08	at Washington State	L	3-8
2/24/08	at Washington State	L	4-5

Wayne State (28-8)			
1967	Wayne State	W	10-5
1967	Wayne State	W	6-1
1968	Wayne State	L	3-7
1968	Wayne State	W	14-5
1969	Wayne State	W	7-5
1969	Wayne State	W	9-5
1970	Wayne State	W	5-0
1970	Wayne State	W	10-9
1973	Wayne State	L	0-1
<b>4/2/74</b>	<b>Wayne State</b>	<b>L</b>	<b>6-7</b>
<b>4/2/74</b>	<b>Wayne State</b>	<b>L</b>	<b>5-9</b>
<b>4/8/75</b>	<b>Wayne State</b>	<b>L</b>	<b>5-6</b>
<b>4/8/75</b>	<b>Wayne State</b>	<b>W</b>	<b>7-6</b>
<b>4/21/75</b>	<b>Wayne State</b>	<b>W</b>	<b>8-4</b>
<b>4/21/75</b>	<b>Wayne State</b>	<b>W</b>	<b>5-1</b>
1977	Wayne State	W	6-1
1977	Wayne State	W	8-3
1979	Wayne State	W	8-3
1979	Wayne State	W	9-0
3/22/83	Wayne State	W	10-3
3/22/83	Wayne State	W	11-1
<b>3/26/86</b>	<b>Wayne State</b>	<b>W</b>	<b>8-3</b>
<b>2/28/90</b>	<b>Wayne State</b>	<b>W</b>	<b>8-1</b>
<b>2/21/91</b>	<b>Wayne State</b>	<b>W</b>	<b>15-3</b>
<b>2/22/92</b>	<b>Wayne State</b>	<b>L</b>	<b>4-5</b>
<b>2/22/92</b>	<b>Wayne State</b>	<b>W</b>	<b>10-1</b>
<b>3/23/93</b>	<b>Wayne State</b>	<b>W</b>	<b>8-1</b>
<b>3/23/93</b>	<b>Wayne State</b>	<b>W</b>	<b>5-4</b>
<b>4/21/93</b>	<b>Wayne State</b>	<b>L</b>	<b>4-7</b>
<b>3/19/94</b>	<b>Wayne State</b>	<b>W</b>	<b>22-0</b>
<b>3/19/94</b>	<b>Wayne State</b>	<b>W</b>	<b>16-1</b>
<b>3/20/94</b>	<b>Wayne State</b>	<b>W</b>	<b>2-1</b>
<b>4/23/96</b>	<b>Wayne State</b>	<b>L</b>	<b>4-7</b>
<b>4/25/98</b>	<b>Wayne State</b>	<b>W</b>	<b>13-2</b>
<b>4/26/98</b>	<b>Wayne State</b>	<b>W</b>	<b>7-2</b>

Western Carolina (0-1)			
3/7/08	\$ vs. Western Carolina	L	8-11
\$ - Played in Houston, Texas			





# Series Results

	<b>Wichita State (52-120-1)</b>		
1970	Wichita State W 3-0	5/9/97	* at Wichita State L 0-15
1970	Wichita State W 5-4	5/10/97	* at Wichita State W 9-7
1970	Wichita State W 10-8	5/10/97	* at Wichita State L 8-11
1978	Wichita State W 15-7	5/11/97	* at Wichita State L 0-15
1978	Wichita State L 2-14	4/10/98	* #4 Wichita State L 12-13
1978	Wichita State W 14-3	4/11/98	* #4 Wichita State L 5-13
1979	Wichita State W 5-4	4/11/98	* #4 Wichita State L 8-18
1979	Wichita State L 1-9	4/12/98	* #4 Wichita State L 5-19
5/15/80	^ at Wichita State L 3-12	5/13/98	^ vs. #4 Wichita State L 4-6
1981	* Wichita State L 1-10	5/14/99	* at Wichita State W 5-4 (10)
1981	* Wichita State L 1-7	5/15/99	* at Wichita State L 3-6
1981	* Wichita State L 1-3	5/15/99	* at Wichita State L 8-9
1981	* Wichita State W 23-22	5/16/99	* at Wichita State L 8-9
1981	* at Wichita State L 5-6	5/22/99	^ at Wichita State L 2-11
1981	* at Wichita State L 6-17	3/24/00	* Wichita State W 10-8
1981	* at Wichita State L 9-16	3/25/00	* Wichita State W 8-1 (7)
1981	* at Wichita State L 7-8	3/25/00	* Wichita State W 14-2 (8)
5/7/83	* Wichita State L 4-5	3/26/00	* Wichita State L 7-8 (12)
5/7/83	* Wichita State W 8-7	5/18/00	^ at Wichita State W 3-1
5/8/83	* Wichita State L 0-3	5/11/01	* at Wichita State L 4-9
5/8/83	* Wichita State L 3-14	5/12/01	* at Wichita State L 1-4
5/5/84	* Wichita State W 2-1	5/12/01	* at Wichita State L 1-3
5/5/84	* Wichita State L 5-6	5/13/01	* at Wichita State L 8-9 (12)
5/6/84	* Wichita State W 6-0	4/19/02	* #9 Wichita State L 0-1
5/6/84	* Wichita State L 0-9	4/20/02	* #9 Wichita State W 4-2 (7)
5/3/86	* Wichita State L 0-7	4/20/02	* #9 Wichita State W 4-2
5/3/86	* Wichita State L 7-9	4/21/02	* #9 Wichita State L 6-14
5/4/86	* Wichita State L 3-6	4/25/03	* at Wichita State L 1-6
5/4/86	* Wichita State L 2-10	4/26/03	* at Wichita State W 3-0 (7)
5/2/87	* at Wichita State L 3-9	4/26/03	* at Wichita State W 6-5
5/2/87	* at Wichita State L 2-5	4/26/03	* at Wichita State W 16-0 (7)
5/3/87	* at Wichita State L 5-9	5/7/04	! * #12 Wichita State W 4-1
5/3/87	* at Wichita State W 11-8	5/8/04	* #12 Wichita State W 2-1
5/11/87	at Wichita State L 5-6	5/8/04	* #12 Wichita State W 8-1
5/16/87	^ at Wichita State L 1-4	5/9/04	* #12 Wichita State L 2-15
5/7/88	* Wichita State L 6-7	4/22/05	* at Wichita State L 0-8
5/7/88	* Wichita State L 5-19	4/23/05	* at Wichita State L 3-4
5/8/88	* Wichita State L 4-6	4/24/05	* at Wichita State W 10-1
5/8/88	* Wichita State L 2-12	5/27/05	^ at Wichita State L 0-3
5/21/88	^ at Wichita State L 5-11	5/28/05	^ at Wichita State W 4-3
5/22/88	^ at Wichita State T 3-3 (8)	4/14/05	^ at Wichita State L 3-10
5/6/89	* at Wichita State L 1-11	3/31/06	! * #13 Wichita State W 2-1 (11)
5/6/89	* at Wichita State L 2-9	4/1/06	* #13 Wichita State W 3-0
5/7/89	* at Wichita State L 3-18	4/2/06	* #13 Wichita State L 1-3 (8)
5/7/89	* at Wichita State L 3-4	5/24/06	^ at Wichita State W 11-8
5/4/90	* Wichita State W 7-3	4/6/07	* at #8 Wichita State W 3-2
5/5/90	* Wichita State L 1-7	4/7/07	* at #8 Wichita State L 1-2
5/5/90	* Wichita State L 1-7 (11)	4/8/07	* at #8 Wichita State L 1-7
5/6/90	* Wichita State L 3-12	5/26/07	^ vs. #12 Wichita State L 1-2
4/27/91	* at Wichita State L 4-8	5/26/07	^ vs. #12 Wichita State W 10-9 (12)
4/27/91	* at Wichita State L 1-8	4/12/08	! * #5 Wichita State W 7-3
4/28/91	* at Wichita State L 3-12	4/13/08	! * #5 Wichita State L 3-11
4/28/91	* at Wichita State L 5-15	4/13/08	! * #5 Wichita State L 2-3
5/17/91	^ at Wichita State L 1-14	5/14/09	* at Wichita State L 1-4
5/18/91	^ vs. Wichita State L 1-13	5/15/09	* at Wichita State L 2-5
6/3/91	\$ vs. Wichita State L 2-3 (12)	5/16/09	* at Wichita State L 1-11 (7)
6/6/91	\$ vs. Wichita State L 3-11	5/21/09	^ at Wichita State W 11-0 (7)
4/10/92	* Wichita State W 9-4	5/23/09	^ at Wichita State L 2-4
4/11/92	* Wichita State L 1-6	5/7/10	! * Wichita State L 0-8
4/12/92	* Wichita State W 7-3	5/8/10	! * Wichita State L 3-8
5/15/92	^ at Wichita State W 4-3 (12)	5/9/10	* Wichita State L 7-8
5/15/92	^ at Wichita State L 0-5	5/6/11	* at Wichita State L 0-8
4/23/93	* at Wichita State L 1-2	5/7/11	* at Wichita State W 7-5
4/24/93	* at Wichita State L 4-6	5/8/11	* at Wichita State L 3-12
4/25/93	* at Wichita State W 9-8	5/28/11	^ Wichita State W 3-1
5/21/93	^ at Wichita State L 7-9	5/17/12	* Wichita State W 7-3
5/6/94	* Wichita State L 4-6	5/18/12	* Wichita State L 0-2
5/7/94	* Wichita State W 6-1	5/19/12	* Wichita State L 1-5
5/8/94	* Wichita State L 8-9	5/10/13	* at Wichita State W 6-5
5/20/94	^ at Wichita State L 6-8	5/11/13	* at Wichita State W 3-1
5/12/95	* at Wichita State L 2-4	5/12/13	* at Wichita State L 1-4
5/13/95	* at Wichita State L 0-4	5/22/13	^ vs. Wichita State L 4-11
5/13/95	* at Wichita State L 12-19	5/10/16	at Wichita State L 3-7
5/14/95	* at Wichita State L 1-2	4/26/17	Wichita State W 4-3 (10)
5/20/95	^ vs. Wichita State W 11-9	3/17/18	Wichita State W 3-1
4/26/96	* Wichita State L 4-10	3/18/18	Wichita State L 4-7
4/27/96	* Wichita State L 3-8	3/1/19	at Wichita State L 5-7
4/27/96	* Wichita State L 3-14	3/1/19	at Wichita State L 3-4
		3/25/22	at Wichita State W 6-1
		3/26/22	at Wichita State W 8-3
		3/27/22	at Wichita State L 3-6
		3/18/23	at Wichita State W 13-6 (14)
		3/19/23	at Wichita State L 2-12 (7)
			* - MVC Regular Season game
			^ - MVC Tournament
			\$ - College World Series (Omaha, Neb.)
			! - Played in Rosenblatt Stadium
			<b>Winona State (1-0)</b>
		3/20/04	Winona State W 26-4 (7)
			<b>Winthrop (1-3)</b>
		2/10/07	\$ at #25 Winthrop L 3-4
		3/31/17	Winthrop W 7-1
		4/1/17	Winthrop L 0-4
		4/2/17	Winthrop L 1-2
			\$ - Played in Rock Hill, S.C.
			<b>Wisconsin State (4-0)</b>
		1969	Wisconsin State W 6-5
		1969	Wisconsin State W 5-0
		1970	Wisconsin State W 8-3
		1970	Wisconsin State W 13-6
			<b>Wright State (2-0)</b>
		3/24/90	\$ vs. Wright State W 3-2 (12)
		3/29/90	\$ vs. Wright State W 14-0
			\$ - Rainbow Spring Tournament in Honolulu, Hawaii
			<b>Wyoming (10-5)</b>
		3/16/92	& vs. Wyoming W 4-1
		3/19/93	Wyoming W 13-1
		3/20/93	Wyoming W 7-4
		3/20/93	Wyoming W 7-4
		3/21/93	Wyoming W 8-7
		3/25/94	Wyoming L 5-6
		3/25/94	Wyoming L 2-4
		3/26/94	Wyoming W 1-0
		3/26/94	Wyoming L 5-6
		4/14/95	Wyoming W 7-6
		4/15/95	Wyoming W 8-7
		4/15/95	Wyoming W 9-8
		3/1/96	Wyoming W 9-8
		3/4/96	Wyoming L 0-6
		3/4/96	Wyoming L 2-5
			& - Best of the West Classic at Fresno State
			<b>Xavier (18-19)</b>
		3/9/84	\$ vs. Xavier W 12-0
		3/7/98	% vs. Xavier W 9-5
		5/15/14	* at Xavier L 4-9
		5/16/14	* at Xavier W 7-2
		5/17/14	* at Xavier W 7-6 (12)
		5/22/14	^ vs. Xavier W 9-2
		5/25/14	^ vs. Xavier L 0-5
		4/10/15	* Xavier W 8-2
		4/11/15	* Xavier W 6-1
		4/12/15	* Xavier W 3-1
		5/13/16	* at Xavier W 4-2
		5/14/16	* at Xavier L 5-6
		5/15/16	* at Xavier L 4-6
		5/27/16	^ vs. Xavier L 3-5
		5/29/16	^ vs. Xavier L 7-8
		4/28/17	* Xavier L 1-2
		5/26/17	^ Xavier L 6-7
		4/20/18	* at Xavier W 24-8
		4/21/18	* at Xavier W 7-3
		4/22/18	* at Xavier L 8-12
		4/26/19	* Xavier L 1-8
		4/28/19	* Xavier W 5-0 (7)
		4/28/19	* Xavier L 1-3
		5/25/19	^ vs. Xavier W 9-8
		5/20/21	* Xavier L 5-10
		5/21/21	* Xavier L 2-6 (7)
		5/21/21	* Xavier W 3-2 (10)
		5/22/21	* Xavier W 3-2
		5/29/21	^ vs. Xavier L 1-2
		4/29/22	* at Xavier W 8-7
		4/30/22	* at Xavier W 11-9
		5/1/22	* at Xavier L 3-9
		5/27/22	^ vs. Xavier W 6-5
		5/28/22	^ vs. Xavier L 8-27
		5/5/23	* Xavier L 0-11
		5/6/23	* Xavier L 1-4
		5/7/23	* Xavier L 1-3
			\$ - Played in Miami, Fla.
			% - North Florida/Jacksonville Greyhound Classic
			* - BIG EAST Regular Season game
			^ - BIG EAST Tournament
			* Records prior to 1966 were not accurately kept and results from 1976, 1982 and 1985 are also incomplete. The lack of accurate records is reflected in these results.



# Year-by-Year Results

## 1966:12-12 Overall

Head Coach: Herb Millard

Opponent	W/L	Score
Peru State	L	0-6
Peru State	W	7-4
Dana College	W	2-1
Dana College	W	11-1
St. Cloud State	W	18-6
St. Cloud State	L	7-8
Hastings College	W	5-3
Hastings College	W	7-2
Offutt Air Force Base	L	10-11
Nebraska-Kearney	L	1-5
Nebraska-Kearney	L	2-5
Drake	L	0-2
Drake	L	2-7
Omaha	L	2-11
NW Missouri State	L	2-4
NW Missouri State	W	5-4
Omaha	L	4-6
Offutt Air Force Base	L	3-12
Concordia (Neb.)	W	11-2
Concordia (Neb.)	W	8-2
Nebraska Wesleyan	W	18-2
* John F. Kennedy	W	7-1
* Hastings College	W	2-0
* Omaha	L	5-6

\* - "W" Club Invitational (at Nebraska Wesleyan)

## 1967: 15-8 Overall

Head Coach: Herb Millard

Opponent	W/L	Score
Peru State	W	9-3
Peru State	W	4-2
St. Cloud State	L	7-12
NW Missouri State	L	4-11
NW Missouri State	W	4-3
Nebraska-Kearney	W	8-7
Nebraska-Kearney	L	12-15
Omaha	L	8-11
Hastings College	W	10-5
Hastings College	W	12-1
Wayne State (Neb.)	W	10-5
Wayne State (Neb.)	W	6-1
Dana College	W	7-2
Dana College	L	5-6
Offutt Air Force Base	W	10-8
* John F. Kennedy	W	7-1
* Hastings College	W	8-0
* Omaha	L	2-4
Omaha	L	3-7
Concordia (Neb.)	L	4-10
Concordia (Neb.)	W	8-7
Drake	W	10-1
Drake	W	7-6

\* - "W" Club Invitational (at Nebraska Wesleyan)

## 1968: 14-8 Overall

Head Coach: Herb Millard

Opponent	W/L	Score
Offutt Air Force Base	W	11-2
Offutt Air Force Base	W	12-2
Hastings College	W (8)	7-6
Hastings College	W	9-2
St. Cloud State	L	0-6
St. Cloud State	W	2-1
North Dakota State	W (8)	7-6
North Dakota State	L	8-12
Bradley	L	0-8
Bradley	W	9-7
Omaha	L	0-4
John F. Kennedy	W	4-3
John F. Kennedy	W	3-2
Wayne State (Neb.)	L	3-7
Wayne State (Neb.)	W	14-5
Drake	W	12-1
Drake	L	5-6
Dana College	W	15-2
Dana College	W	2-1
Offutt Air Force Base	W	13-9
Nebraska-Kearney	L	4-5
Nebraska-Kearney	L	8-10

## 1969: 11-24 Overall

Head Coach: Tom Trvdk

Opponent	W/L	Score
St. Cloud State	L	2-3
Arkansas State	L	6-11
Arkansas State	W	5-2
John Brown Univ.	L	7-9
John Brown Univ.	W	10-2
John Brown Univ.	W	5-0
Central Missouri State	L	0-5
Central Missouri State	L	0-2
Wisconsin State	W	6-5
Wisconsin State	W	5-0
Bradley	L	1-8
Bradley	L	0-17
Pershing	L	2-3
Pershing	W	1-0
Drake	L	3-6
Drake	L	3-4
Iowa	L	0-5
Iowa	L	1-5
NW Missouri State	W	5-2
NW Missouri State	W	10-1
Omaha	W	8-5
Northern Illinois	L	7-8
Kansas State	L	1-12
Kansas State	L	2-7
South Dakota State	L	2-3
South Dakota State	L	5-8
Wayne State (Neb.)	W	7-5
Wayne State (Neb.)	W	9-5
Midwestern	L	2-4
Midwestern	L	7-8
Pershing	L	2-4
Pershing	L	2-7
Dana College	L	5-9
Dana College	L	2-7
Omaha	L	6-7

## 1970: 25-7 Overall

Head Coach: Larry Cochell

Opponent	W/L	Score
Wichita State	W	3-0
Wichita State	W	5-4
Wichita State	W	10-8
Wisconsin State	W	8-3
Wisconsin State	W	13-6
Drake	W	7-4
Drake	W	11-0
Nebraska-Kearney	W	10-2
Nebraska-Kearney	W	11-1
Minnesota	L	4-7
Minnesota	L	0-13
Minnesota	L	0-5
Wayne State (Neb.)	W	5-0
Wayne State (Neb.)	W	10-9
Omaha	L	3-6
Omaha	L	5-6
John F. Kennedy	W	6-3
John F. Kennedy	W	4-3
South Dakota	W	10-3
South Dakota	W	15-0
Oklahoma City	W	12-2
Oklahoma City	W	14-0
Oklahoma City	W	13-4
Nebraska Wesleyan	W	4-3
Nebraska Wesleyan	W	6-3
Denver	W	4-2
Denver	W	5-4
Drake	W	8-1
Drake	W	5-2
Air Force	L	1-2
Air Force	L	0-13

## 1971: 24-21 Overall

Head Coach: Larry Cochell

Opponent	W/L	Score
Oral Roberts	W	9-2
Oral Roberts	W	8-5
Oral Roberts	L	2-5
New Mexico	L	5-17
New Mexico	W	5-3
New Mexico	L	5-27
New Mexico	L	0-2
New Mexico	L	2-3
Doane	W	6-1
Doane	W	10-0
South Dakota State	W	8-1
South Dakota State	W	7-1
Nebraska Wesleyan	W	15-0
Nebraska Wesleyan	W	5-4
Drake	W	10-1
Drake	W	10-1
TCU	L	0-5
TCU	L	2-9
Southern Methodist	L	7-8
Southern Methodist	L	9-10
Southern Methodist	L	5-6
Southern Methodist	W	4-1
Saint Louis	L	1-4
Saint Louis	L	1-2
Saint Louis	W	4-0
Saint Louis	W	3-1
Minnesota	L	1-2
Minnesota	L	4-5
Minnesota	L	3-6
Minnesota	L	4-6
John F. Kennedy	W	6-5
John F. Kennedy	W	4-3
Omaha	W	3-1
Omaha	W	7-1
Missouri Western	W	2-1
Missouri Western	L	5-6
Arkansas	W	6-2
Arkansas	L	0-2
Arkansas	W	2-1
Arkansas	W	3-1
Parsons	W	2-0
Parsons	L	1-3
Denver	L	2-4
Denver	W	5-4
Denver	L	1-8

## 1972: 16-17 Overall

Head Coach: Dave Baker

Date	Opponent	W/L	Score
3/25	Kansas State	L	3-6
3/25	Kansas State	L	1-3
3/29	Oral Roberts	W (8)	4-3
3/29	Oral Roberts	L	5-6
3/30	Oral Roberts	L	1-3
3/30	Oral Roberts	W (8)	1-0
4/1	Oral Roberts	L	12-5
4/3	Texas Wesleyan	L	2-5
4/3	Loras College	L	0-1
4/4	Texas Wesleyan	L (17)	2-3
4/4	Texas Wesleyan	W (5)	4-1
4/5	Texas Wesleyan	L	2-8
4/8	Saint Louis	W	14-4
4/8	Saint Louis	W	8-1
4/9	Saint Louis	L	4-8
4/9	Saint Louis	W	8-1
4/11	Nebraska Wesleyan	L	2-3
4/11	Nebraska Wesleyan	W	11-0
4/16	Omaha	L	6-8
4/16	Omaha	W	2-0
4/18	Morningside	L	4-7
4/18	Morningside	W	8-6
4/21	Air Force	W	13-8
4/22	Air Force	L	9-10
4/22	Air Force	W	24-6
4/25	Iowa	W	5-4
4/25	Iowa	W	9-6
5/2	Parsons College	W (10)	4-3
5/2	Parsons College	L	1-2
5/5	Denver	W	5-4
5/13	Iowa State	L	1-9
5/13	Iowa State	W	4-3

## 1973: 25-16 Overall

Head Coach: Dave Baker

Opponent	W/L	Score
Texas Wesleyan	L	2-3
Texas Wesleyan	L	4-6
Texas-Arlington	L	3-11
Doane	W	8-0
Doane	W	3-0
Kansas State	L	0-1
Kansas State	W	2-0
Kansas State	W	3-1
Tarkio	W	2-0
Tarkio	W	9-0
Dana College	W	5-2
John F. Kennedy	W	6-1
John F. Kennedy	W	2-1
Nebraska-Kearney	W	5-2
Nebraska-Kearney	W	4-2
Nebraska Wesleyan	W	3-2
Nebraska Wesleyan	W	9-1
Omaha	L (14)	1-3
Omaha	W	8-1
Wayne State (Neb.)	L	0-1
Saint Louis	L	0-5
Saint Louis	W	5-2
Saint Louis	L	2-6
Saint Louis	W	4-1
Bellevue (Neb.)	W	5-0
Bellevue (Neb.)	W	6-1
Kansas State	L	1-2
Kansas State	W	10-4
Missouri Western	W	6-3
Parsons	W	4-2
Parsons	W	2-0
Nebraska	L	1-6
Nebraska	W	7-1
Arkansas	L	1-5
Arkansas	L	2-11
Arkansas	L	1-3
Arkansas	W	6-2
Iowa State	L	1-2
Iowa State	W	9-3
* Oklahoma	L	1-8
* Oral Roberts	L	4-11

\* - District Five Playoffs

## 1974: 30-18 Overall

Head Coach: Dave Baker

Date	Opponent	W/L	Score
3/1	at Oral Roberts	W	6-2
3/2	at Oral Roberts	W	3-2
3/3	at Oral Roberts	L	2-3
3/4	at Oral Roberts	L	7-8
3/5	at Oral Roberts	W	5-1
3/6	at Arkansas	W	12-1
3/6	at Arkansas	L	4-12
3/18	Doane	W	6-0
3/18	Doane	W	6-1
3/22	at Kansas State	L	3-9
3/22	at Kansas State	L	2-3
3/27	Tarkio	W	6-2
3/27	Tarkio	W	4-0
3/29	John F. Kennedy	W	7-1
3/29	John F. Kennedy	W	7-6
4/1	Kansas State	W	4-3
4/1	Kansas State	W	5-1
4/2	Wayne State	L	6-7
4/2	Wayne State	L	5-9
4/6	at Drake	W	8-6
4/6	at Drake	L	3-4
4/6	at Drake	L	1-3
4/7	St. Thomas (Minn.)	W	13-1
4/8	St. Thomas (Minn.)	W	8-2
4/8	St. Thomas (Minn.)	W	14-2
4/13	Saint Louis	W	1-0
4/13	Saint Louis	W	5-1
4/13	Saint Louis	W	7-1
4/16	at Nebraska	L	5-7
4/16	at Nebraska	L	5-6
4/17	Bellevue (Neb.)	W	12-2
4/17	Bellevue (Neb.)	W	9-2
4/19	at Denver	L	2-6
4/20	at Denver	L	2-3
4/22	at Colorado	L	4-5
4/22	at Colorado	L	8-15
4/25	Nebraska Wesleyan	W	15-1
4/25	Nebraska Wesleyan	W	11-2
4/26	at Omaha	L	0-4
4/26	at Omaha	L	0-4
4/27	Omaha	W	2-1
4/27	Omaha	W	9-1
5/5	Midland	W	7-6
5/5	Midland	W	9-4
5/6	Bellevue (Neb.)	W	4-1
5/6	Bellevue (Neb.)	W	11-1
5/11	Iowa State	W	3-2
5/11	Iowa State	L	4-9

# Year-by-Year Results

## 1975: 32-12 Overall

Head Coach: Dave Baker

Date	Opponent	W/L	Score
3/8	at Oral Roberts	L	0-3
3/21	at Kansas State	L	2-4
3/21	at Kansas State	W	3-1
3/22	at Kansas State	W	7-5
3/22	at Kansas State	L	1-2
3/23	at Kansas State	W	9-5
4/6	NW Missouri State	L	3-4
4/6	NW Missouri State	W	5-4
4/7	Tarkio College	W	12-0
4/7	Tarkio College	W	10-0
4/8	Wayne State (Neb.)	L	5-6
4/8	Wayne State (Neb.)	W	7-6
4/9	St. Thomas (Minn.)	W	3-0
4/9	St. Thomas (Minn.)	W	11-2
4/10	St. Thomas (Minn.)	W	4-3
4/10	St. Thomas (Minn.)	W	3-2
4/11	Saint Louis	W	4-1
4/11	Saint Louis	W	2-1
4/12	Saint Louis	W	16-6
4/12	Saint Louis	W	6-4
4/14	John F. Kennedy	W	7-1
4/14	John F. Kennedy	W	3-0
4/15	Kansas State	L	4-5
4/15	Kansas State	W	10-4
4/16	Bellevue (Neb.)	W	14-3
4/16	Bellevue (Neb.)	W	9-1
4/17	Dana College (Neb.)	W	2-0
4/17	Dana College	W	5-1
4/21	Wayne State (Neb.)	W	8-4
4/21	Wayne State (Neb.)	W	5-1
4/22	at Iowa State	L	3-5
4/22	at Iowa State	W	6-1
4/25	Tulsa	W	2-1
4/25	Tulsa	L	7-8
4/28	at Colorado	L	0-8
4/28	at Colorado	L	4-11
4/30	Midland	W	8-0
4/30	Midland	W	3-2
5/1	Omaha	L	3-4
5/1	Omaha	W	7-5
5/3	at Omaha	L	1-8
5/3	at Omaha	W	3-1
5/4	Chadron State	W	18-4
5/4	Chadron State	W	9-4

## 1976: 22-27-1 Overall

Head Coach: Dave Baker

Game-by-Game Results Not Available

## 1977: 15-16 Overall

Head Coach: Dave Baker

Opponent	W/L	Score
Arkansas	L	0-8
Oral Roberts	L	3-17
Oral Roberts	W	4-2
Oral Roberts	L	4-7
Oklahoma City	L	4-7
Oklahoma City	L	1-3
Kansas State	W	9-7
Benedictine	L	0-5
Kansas State	W	5-1
Kansas State	L	2-3
Omaha	L	2-7
Omaha	L	2-3
Nebraska Wesleyan	W	11-7
Saint Louis	L	3-5
Saint Louis	L	5-9
Saint Louis	W	6-1
Saint Louis	L	1-13
Nebraska	L	1-9
Nebraska	L	1-9
Bellevue (Neb.)	W	20-2
Omaha	W	8-7
Missouri Western	W	3-2
Missouri Western	L	4-14
Benedictine	W	8-7
Benedictine	W	9-2
Wayne State (Neb.)	W	6-1
Wayne State (Neb.)	W	8-3
Missouri Western	W	2-1
Missouri Western	W	12-10
Nebraska	L	4-6
Nebraska	W	3-0

## 1978: 19-20 Overall

Head Coach: Jerry Bartee

Opponent	W/L	Score
Tulsa	L	2-4
Tulsa	L	0-5
Oklahoma State	L	2-3
Oklahoma State	L	0-9
Oklahoma State	L	3-17
St. Cloud State	W	6-5
St. Cloud State	W	7-2
Dana College	W (10)	1-0
Dana College	W	5-2
Omaha	L	1-2
Omaha	L	5-7
Wichita State	W	15-7
Wichita State	L	2-14
Wichita State	W	14-3
Nebraska	L	5-6
Nebraska	L	10-11
Missouri Western	L	1-7
Missouri Western	L	0-6
Saint Louis	L	2-5
Saint Louis	W	6-5
Saint Louis	L	1-8
Saint Louis	W	6-4
Nebraska	L	3-14
Nebraska	W (8)	5-4
Bellevue (Neb.)	W	3-2
Bellevue (Neb.)	W	8-1
Nebraska-Kearney	W	12-6
Nebraska-Kearney	W	8-3
Nebraska Wesleyan	W	12-0
Omaha	W	2-1
Omaha	W	5-4
Iowa State	W	6-5
Iowa State	W	4-3
Iowa State	L (10)	3-4
Iowa State	L	7-8
Nebraska	L (10)	4-7
* Indiana State	L (10)	2-5
* New Mexico State	W	6-4
* Indiana State	L	9-10

\* MVC Tournament at Creighton

## 1979: 17-27-1 Overall

Head Coach: Jerry Bartee

Opponent	W/L	Score
Oklahoma State	L	0-4
Oklahoma State	L (8)	9-10
Texas Wesleyan	W	Forfeit
Texas Wesleyan	W	Forfeit
Dallas Baptist	W (8)	9-6
Dallas Baptist	L	7-13
Kansas State	L	4-10
Kansas State	T(5)	3-3
NW Missouri State	L	4-5
NW Missouri State	L	3-4
Wayne State (Neb.)	W	8-3
Wayne State (Neb.)	W	9-0
Wichita State	W	5-4
Wichita State	L	1-9
Nebraska	L	8-10
Nebraska	L	3-15
Minnesota	L	6-11
Minnesota	W	3-2
Minnesota	L	4-10
Nebraska-Kearney	W	4-2
Nebraska-Kearney	W	14-4
NW Missouri State	L	2-4
NW Missouri State	W	10-7
Bellevue (Neb.)	L	3-4
Bellevue (Neb.)	L	7-13
Bellevue (Neb.)	W	4-2
Bellevue (Neb.)	W	2-0
Missouri Western	L	2-3
Missouri Western	W (6)	10-0
Nebraska-Kearney	L	2-13
Nebraska-Kearney	L	7-8
Minnesota	L (5)	14-0
Minnesota	L	2-9
Omaha	W	4-3
Omaha	W	8-7
Omaha	L	2-7
Nebraska-Kearney	W	19-6
Nebraska-Kearney	L	5-6
Nebraska-Kearney	W	10-3
Iowa State	L	4-12
Iowa State	L	0-2
Iowa State	L	1-2
Iowa State	L	4-8
* vs. Southern Illinois	L	2-9
* vs. Bradley	L	3-9

\* - MVC Tournament at Wichita State

## 1980: 26-22-1 Overall

Head Coach: Jerry Bartee

Date	Opponent	W/L	Score
3/8	at Texas-El Paso	L (11)	14-15
3/9	at Texas-El Paso	L	3-11
3/9	at Texas-El Paso	L	1-10
3/11	at New Mexico State	L	1-10
3/12	at New Mexico State	W (11)	10-7
3/14	at New Mexico State	W	11-7
3/14	at New Mexico State	L	1-3
3/15	at Texas-El Paso	L	12-16
3/16	at Texas-El Paso	L	7-8
3/21	at Kansas State	L	4-8
3/21	at Kansas State	W	8-0
3/22	at Kansas State	W	14-12
3/24	at Concordia (Neb.)	W (5)	15-2
3/24	at Concordia (Neb.)	W (5)	21-1
4/2	at Benedictine	W	6-4
4/2	at Benedictine	T(6)	0-0
4/4	USC	L	3-6
4/5	USC	L	5-16
4/7	Bellevue (Neb.)	W	4-2
4/7	Bellevue (Neb.)	W	10-1
4/9	at Nebraska	L	0-1
4/9	at Nebraska	L	1-5
4/12	at Omaha	L	2-3
4/12	at Omaha	W (8)	3-2
4/13	Benedictine	L	3-4
4/13	Benedictine	W	6-5
4/14	Omaha	W	8-5
4/14	Omaha	W (8)	4-3
4/16	Nebraska	L	1-5
4/16	Nebraska	L (5)	1-13
4/18	at Nebraska-Kearney	W	5-3
4/18	at Nebraska-Kearney	W (5)	13-3
4/20	North Dakota	W	4-3
4/20	North Dakota	W	10-3
4/21	at Bellevue (Neb.)	W	9-6
4/21	at Bellevue (Neb.)	W	9-0
4/22	at Kansas	W	6-3
4/22	at Kansas	W	4-2
4/25	Nebraska Wesleyan	W	6-0
4/25	Nebraska Wesleyan	W	6-1
4/29	Nebraska-Kearney	W	3-0
4/29	Nebraska-Kearney	W (5)	19-1
5/1	at Bellevue (Neb.)	W (5)	13-3
5/10	Iowa State	L	6-7
5/10	Iowa State	L	1-8
5/11	at Iowa State	L	1-2
5/11	at Iowa State	L	3-9
5/15	* at Wichita State	L	3-12
5/16	* vs. Southern Illinois	L	4-18

\* - MVC Tournament at Wichita State



Photo Day in 1976



# Year-by-Year Results

## 1981: 37-30, 6-10 MVC

Head Coach: Dave Underwood

Opponent	W/L	Score
at New Mexico	L (9)	5-6
at New Mexico	W	5-4
at New Mexico	L	3-9
at New Mexico	L	5-10
at New Mexico	L	5-11
*at New Mexico State	L	1-2
*at New Mexico State	W	23-3
*at New Mexico State	W	3-0
*at New Mexico State	L	6-10
at Texas El-Paso	W	12-11
at Texas El-Paso	L	9-12
<b>Kansas State</b>	<b>W</b>	<b>10-7</b>
<b>Kansas State</b>	<b>W</b>	<b>3-2</b>
<b>Kansas State</b>	<b>L</b>	<b>6-9</b>
<b>Kansas State</b>	<b>W</b>	<b>8-1</b>
at Kansas State	L	9-13
at Kansas State	W (5)	12-2
at Kansas State	L	10-13
at Kansas State	W	10-3
<b>NW Missouri State</b>	<b>W</b>	<b>7-4</b>
<b>NW Missouri State</b>	<b>W</b>	<b>6-2</b>
^ vs. St. Francis (Ill.)	W	5-4
^ vs. Arkansas State	L	8-9
^ vs. Missouri Southern	W (5)	9-2
at Nebraska	L	7-8
at Nebraska	L	2-8
<b>Bellevue (Neb.)</b>	<b>W (8)</b>	<b>9-4</b>
<b>Bellevue (Neb.)</b>	<b>W</b>	<b>5-4</b>
<b>Iowa</b>	<b>L</b>	<b>2-7</b>
<b>Iowa</b>	<b>L</b>	<b>1-5</b>
<b>Iowa</b>	<b>L</b>	<b>3-4</b>
<b>Iowa</b>	<b>L</b>	<b>3-6</b>
<b>Bellevue (Neb.)</b>	<b>W (6)</b>	<b>13-3</b>
<b>Bellevue (Neb.)</b>	<b>W</b>	<b>6-3</b>
at Omaha	L	9-10
at Omaha	W	9-7
<b>Benedictine</b>	<b>W (5)</b>	<b>10-0</b>
<b>Benedictine</b>	<b>W</b>	<b>3-1</b>
<b>North Dakota State</b>	<b>L</b>	<b>1-3</b>
<b>North Dakota State</b>	<b>W</b>	<b>7-3</b>
at Illinois-Chicago	W	Forfeit
at St. Xavier (Ill.)	W	7-5
at St. Xavier (Ill.)	W	8-4
at Lewis	L	5-11
at Lewis	W	14-3
<b>Omaha</b>	<b>L</b>	<b>2-3</b>
<b>Omaha</b>	<b>W</b>	<b>10-6</b>
<b>Briar Cliff</b>	<b>W (5)</b>	<b>11-1</b>
<b>Briar Cliff</b>	<b>W</b>	<b>5-2</b>
* New Mexico State	L	2-6
* New Mexico State	W	9-4
* New Mexico State	W	20-17
* New Mexico State	W	12-4
<b>Nebraska Wesleyan</b>	<b>W</b>	<b>10-2</b>
<b>Nebraska Wesleyan</b>	<b>W</b>	<b>11-8</b>
<b>Nebraska-Kearney</b>	<b>W</b>	<b>10-6</b>
<b>Nebraska-Kearney</b>	<b>W</b>	<b>11-8</b>
<b>Nebraska</b>	<b>L</b>	<b>3-5</b>
<b>Nebraska</b>	<b>L</b>	<b>8-9</b>
* Wichita State	L	1-10
* Wichita State	L	1-7
* Wichita State	L	1-3
* Wichita State	W	23-22
* at Wichita State	L	5-6
* at Wichita State	L	6-17
* at Wichita State	L	9-16
* at Wichita State	L	7-8

\* - MVC Regular Season game

^ - Missouri Southern Tournament (2nd)

## 1982: 32-23, 1-7 MVC

Head Coach: Dave Underwood

Game-by-Game Results Not Available

## 1983: 39-17, 5-3 MVC

Head Coach: Dave Underwood

Date	Opponent	W/L	Score
3/5	Phillips	L	5-7
3/5	Phillips	W	6-4
3/6	South Dakota	W	10-0
3/6	Midwestern	L	5-7
3/7	Midwestern	W	4-0
3/8	Hardin Simmons	L	5-7
3/8	Hardin Simmons	W	18-11
3/9	Texas-Arlington	W	19-12
3/9	Texas-Arlington	L	8-9
3/10	Dallas Baptist	L	5-6
3/10	Dallas Baptist	W	14-8
3/12	Kansas State	W	3-2
3/13	Notre Dame	W	6-5
3/22	Wayne State (Neb.)	W	10-3
3/22	Wayne State (Neb.)	W	11-1
3/23	Nebraska-Kearney	W	8-2
3/23	Nebraska-Kearney	W	6-5
3/24	Minnesota-Mankato	L	6-7
3/24	Minnesota-Mankato	L	3-11
4/2	* New Mexico State	W	4-3
4/2	* New Mexico State	W	8-0
4/3	* New Mexico State	W	15-7
4/3	* New Mexico State	W	10-2
4/8	Northern Iowa	W	11-1
4/11	Grand View	W	7-0
4/11	Grand View	W	14-3
4/16	Minnesota	W	11-10
4/16	Minnesota	W	10-0
4/17	Minnesota	W	12-2
4/17	Minnesota	W	10-8
4/18	Omaha	W	10-3
4/18	Omaha	W	11-1
4/20	Nebraska-Kearney	W	9-4
4/20	Nebraska-Kearney	W	9-1
4/21	Bellevue (Neb.)	W	12-0
4/21	Bellevue (Neb.)	W	14-3
4/22	Iowa State	W	4-0
4/22	Iowa State	L	2-6
4/23	Iowa	L	3-7
4/23	Iowa	W	5-1
4/24	Iowa	L	1-2
4/24	Iowa	W	6-1
4/26	Omaha	W	9-6
4/26	Omaha	L	8-7
4/27	Nebraska	L	9-11
4/27	Nebraska	W	6-5
4/28	Bellevue (Neb.)	W	15-0
4/28	Bellevue (Neb.)	W	19-2
4/29	Augustana (S.D.)	W	11-1
4/29	Augustana (S.D.)	W	11-0
5/7	* Wichita State	L	4-5
5/7	* Wichita State	W	8-7
5/8	* Wichita State	L	0-3
5/8	* Wichita State	L	3-14
5/13	^ vs. Indiana State	L	9-13
5/14	^ vs. Southern Illinois	L	6-20

\* - MVC Regular Season game

^ - MVC Tournament at Wichita State

## 1984: 23-21, 2-10 MVC

Head Coach: Dave Underwood / Jim Hendry

Date	Opponent	W/L	Score
3/9	\$ vs. Xavier	W	12-0
3/9	\$ vs. Saint Joseph's	L	2-5
3/10	\$ vs. Villanova	W	5-4
3/10	\$ vs. La Salle	W	16-3
3/12	% vs. Princeton	W	10-4
3/13	% vs. Maryland	W	7-3
3/13	at Stetson	L	1-4
3/14	% at Rollins	W	3-2
3/15	% vs. Princeton	L	5-10
3/16	% vs. Maryland	W	7-5
3/16	at Stetson	L	2-11
3/17	% at Rollins	W	13-12
3/31	at Minnesota	L	2-5
3/31	at Minnesota	L	1-4
4/1	at Minnesota	W	7-3
4/1	at Minnesota	L	1-5
4/4	at Nebraska	L	1-14
4/4	at Nebraska	W	4-2
<b>4/6 Grand View</b>	<b>W</b>	<b>6-4</b>	
<b>4/6 Grand View</b>	<b>W</b>	<b>10-5</b>	
4/14	* at Bradley	L	0-6
4/14	* at Bradley	L	1-7
<b>4/18 Nebraska-Kearney</b>	<b>W (8)</b>	<b>1-0</b>	
<b>4/18 Nebraska-Kearney</b>	<b>W (8)</b>	<b>6-5</b>	
<b>4/19 Doane</b>	<b>W</b>	<b>6-1</b>	
<b>4/19 Doane</b>	<b>W</b>	<b>4-3</b>	

*Jim Hendry takes over as coach*

<b>4/20 * Illinois State</b>	<b>L</b>	<b>2-6</b>
<b>4/20 * Illinois State</b>	<b>L</b>	<b>1-2</b>
<b>4/24 Omaha</b>	<b>W</b>	<b>8-7</b>
<b>4/24 Omaha</b>	<b>L</b>	<b>3-7</b>
<b>4/25 Nebraska</b>	<b>L</b>	<b>0-11</b>
<b>4/25 Nebraska</b>	<b>W</b>	<b>4-2</b>
4/28 * at Southern Illinois	L	1-2
4/28 * at Southern Illinois	L	1-2
4/29 * at Southern Illinois	L	5-6
4/29 * at Southern Illinois	L	0-4
<b>5/1 Grand View</b>	<b>L</b>	<b>2-3</b>
<b>5/1 Grand View</b>	<b>W</b>	<b>13-4</b>
5/2 at Iowa State	W	3-2
5/2 at Iowa State	W	11-2
<b>5/5 * Wichita State</b>	<b>W</b>	<b>2-1</b>
<b>5/5 * Wichita State</b>	<b>L</b>	<b>5-6</b>
<b>5/6 * Wichita State</b>	<b>W</b>	<b>6-0</b>
<b>5/6 * Wichita State</b>	<b>L</b>	<b>0-9</b>

\$ - Played in Miami, Fla.

% - Rollins Baseball Week Invite at Stetson

\* - MVC Regular Season game

## 1985: 35-27, 7-13 MVC

Head Coach: Jim Hendry

Game-by-Game Results Not Available

## 1986: 33-29-1, 6-14 MVC

Head Coach: Jim Hendry

Date	Opponent	W/L	Score
3/7	\$ vs. Navy	W	8-4
3/7	\$ vs. Navy	W	9-6
3/9	\$ vs. Fairleigh Dickinson	W	17-3
3/9	\$ vs. Fairleigh Dickinson	W	6-2
3/10	\$ vs. Connecticut Wesleyan	W	11-5
3/12	\$ vs. Maine	W	7-4
3/13	\$ vs. St. Thomas (Fla.)	W	6-4
3/15	\$ vs. Rutgers	W	14-1
3/15	\$ vs. Lowell	W	8-3
3/16	at Miami (Fla.)	L	1-2
3/17	\$ vs. St. Francis (N.Y.)	W	7-3
3/18	\$ vs. Michigan State	L (14)	1-3
<b>3/22 Benedictine</b>	<b>W</b>	<b>22-4</b>	
<b>3/22 Benedictine</b>	<b>W</b>	<b>24-7</b>	
3/23 at Kansas State	L (15)	5-6	
<b>3/24 Omaha</b>	<b>W</b>	<b>33-9</b>	
<b>3/24 Omaha</b>	<b>W</b>	<b>16-1</b>	
<b>3/26 Wayne State (Neb.)</b>	<b>W</b>	<b>8-3</b>	
<b>3/28 Morningside</b>	<b>W</b>	<b>19-1</b>	
<b>3/28 Morningside</b>	<b>W</b>	<b>13-3</b>	
<b>3/29 Briar Cliff</b>	<b>W</b>	<b>19-13</b>	
<b>3/29 Briar Cliff</b>	<b>W</b>	<b>12-2</b>	
<b>3/30 NW Missouri State</b>	<b>W</b>	<b>20-6</b>	
<b>3/31 Nebraska-Kearney</b>	<b>W</b>	<b>14-4</b>	
<b>3/31 Nebraska-Kearney</b>	<b>L</b>	<b>6-13</b>	
4/2 at Iowa State	L	1-2	
4/2 at Iowa State	T	3-3	
4/5 * at Southern Illinois	W	8-5	
4/5 * at Southern Illinois	L	2-5	
4/6 * at Southern Illinois	L	1-5	
4/6 * at Southern Illinois	W	7-5	
<b>4/8 Nebraska Wesleyan</b>	<b>W</b>	<b>10-0</b>	
<b>4/8 Nebraska Wesleyan</b>	<b>W</b>	<b>13-7</b>	
<b>4/9 Iowa State</b>	<b>W</b>	<b>9-2</b>	
<b>4/9 Iowa State</b>	<b>L</b>	<b>4-6</b>	
<b>4/10 Grand View</b>	<b>L</b>	<b>8-12</b>	
<b>4/12 * Indiana State</b>	<b>L</b>	<b>1-5</b>	
<b>4/12 * Indiana State</b>	<b>L</b>	<b>1-4</b>	
<b>4/13 * Indiana State</b>	<b>L</b>	<b>0-1</b>	
<b>4/13 * Indiana State</b>	<b>L</b>	<b>1-6</b>	
4/15 at Minnesota	L	3-5	
4/16 at Minnesota	L	14-15	
<b>4/19 * Illinois State</b>	<b>W</b>	<b>6-5</b>	
<b>4/19 * Illinois State</b>	<b>L</b>	<b>3-4</b>	
<b>4/20 * Illinois State</b>	<b>L</b>	<b>1-4</b>	
<b>4/20 * Illinois State</b>	<b>L</b>	<b>2-11</b>	
4/23 at Nebraska	L	4-5	
4/24 at Nebraska	W	6-5	
4/26 * at Bradley	W	10-5	
4/26 * at Bradley	W	8-1	
4/27 * at Bradley	L	6-7	
4/27 * at Bradley	W	16-9	
<b>4/30 Nebraska</b>	<b>L</b>	<b>0-5</b>	
<b>4/30 Nebraska</b>	<b>W</b>	<b>4-2</b>	
<b>5/3 * Wichita State</b>	<b>L</b>	<b>0-7</b>	
<b>5/3 * Wichita State</b>	<b>L</b>	<b>7-9</b>	
<b>5/4 * Wichita State</b>	<b>L</b>	<b>3-6</b>	
<b>5/4 * Wichita State</b>	<b>L</b>	<b>2-10</b>	
<b>5/11 Kansas State</b>	<b>L</b>	<b>5-7</b>	
5/16 ^ at Southern Illinois	L	1-3	
5/16 ^ vs. Bradley	W	5-3	
5/17 ^ vs. Indiana State	L	0-5	

\$ - Played in Miami, Fla.

\* - MVC Regular Season game

^ - MVC Tournament at Southern Illinois

# Year-by-Year Results

1987: 35-24, 9-11 MVC				1988: 43-21-1, 12-8 MVC				1989: 37-26, 9-11 MVC				1990: 48-22, 13-7 MVC			
Head Coach: Jim Hendry				Head Coach: Jim Hendry				Head Coach: Jim Hendry				Head Coach: Jim Hendry			
Date	Opponent	W/L	Score	Date	Opponent	W/L	Score	Date	Opponent	W/L	Score	Date	Opponent	W/L	Score
3/3	Mount Marty	W	22-5	2/28	Mount Marty	W	8-7	3/4	\$ vs. Georgetown	W	7-5	2/23	Grand View	W	7-1
3/4	Morningside	W	23-4	2/28	Mount Marty	W	16-3	3/6	\$ vs. La Salle	W	15-11	2/23	Grand View	W	5-2
3/8	\$ vs. Navy	W	14-3	3/4	at Florida Memorial	W	28-3	3/7	at Nova Southeastern	L	1-5	2/27	Grand View	W	9-2
3/8	\$ vs. Navy	W	4-1	3/6	\$ vs. Fairleigh Dickinson	W	11-2	3/8	\$ vs. Fairleigh Dickinson	W	12-4	2/28	Wayne State (Neb.)	W	8-1
3/9	\$ vs. Maine	W	7-6	3/7	\$ vs. Navy	W	8-4	3/9	\$ vs. Faulkner	W	2-1	3/1	Doane	W	11-1
3/10	\$ vs. Fairleigh Dickinson	W	9-8	3/8	\$ vs. Fairleigh Dickinson	W	4-2	3/9	\$ vs. Fairleigh Dickinson	W	13-0	3/1	Doane	W	20-1
3/11	at St. Thomas (Fla.)	W	7-5	3/9	\$ vs. Purdue	W	13-6	3/10	\$ vs. Purdue	L	2-3	3/3	Northern Iowa	W	3-0
3/11	\$ vs. Georgetown	W	8-3	3/9	\$ vs. Purdue	W	7-4	3/10	\$ vs. Faulkner	L	6-7	3/3	Northern Iowa	W	6-1
3/12	\$ vs. Fairleigh Dickinson	L	2-8	3/10	\$ vs. Purdue	L	3-5	3/11	\$ vs. Purdue	W	10-4	3/3	Northern Iowa	W	6-3
3/13	\$ vs. Georgetown	W	14-5	3/11	\$ vs. Fairleigh Dickinson	L	4-5	3/12	at Miami (Fla.)	L	1-2	3/4	Northern Iowa	W	5-4
3/13	at St. Thomas (Fla.)	W	12-8	3/11	at St. Thomas (Fla.)	L	2-4	3/13	at Miami (Fla.)	L	5-6	3/5	Mount Marty	W	11-0
3/14	at St. Thomas (Fla.)	L	4-11	3/13	at Miami (Fla.)	L	2-11	3/18	at Air Force	W	19-4	3/11	at Air Force	W	7-0
3/15	at Miami (Fla.)	W	5-2	3/13	\$ vs. Maine	W	9-5	3/18	at Air Force	W	11-7	3/11	at Air Force	W	13-3
3/15	at Miami (Fla.)	L	9-10	3/14	at Miami (Fla.)	T	9-9	3/19	at Air Force	W	6-3	3/12	at Northern Colorado	W	5-3
3/21	Saint Louis	W	12-1	3/19	Briar Cliff	W	9-8	3/22	at Kansas	W (16)	7-5	3/17	vs. Regis	W	6-2
3/21	Saint Louis	W	5-2	3/20	Bellevue (Neb.)	W	15-1	3/22	at Kansas	W	4-3	3/16	at UNLV	L	1-2
3/22	Saint Louis	W	10-0	3/21	Benedictine	W	22-0	3/24	Nebraska-Kearney	W	13-1	3/17	at UNLV	L	5-6
3/22	Saint Louis	W	2-1	3/22	Bellevue (Neb.)	W	24-9	3/24	Nebraska-Kearney	L	2-3	3/17	at UNLV	L	0-3
3/27	at Grand View	L	7-8	3/24	at Saint Louis	W	4-1	3/25	Kansas State	L	4-10	3/20	Kansas	W	5-0
3/28	at Northern Iowa	L	2-3	3/24	at Saint Louis	W	12-0	3/26	Mount Marty	W	19-4	3/24	\$ vs. Wright State	W (12)	3-2
3/28	at Northern Iowa	L	5-6	3/27	Kansas	W	14-8	3/28	Kansas	W	5-3	3/25	\$ vs. Iowa	W	6-3
4/4	* Southern Illinois	L	2-3	3/29	Kansas State	W	11-3	3/29	Iowa State	L	1-10	3/26	\$ at Hawai'i	L	7-11
4/4	* Southern Illinois	L	2-5	3/30	Morningside	W	15-5	3/29	Iowa State	L	4-8	3/27	\$ vs. Oklahoma State	L	0-5
4/5	* Southern Illinois	W	7-6	4/1	at Oral Roberts	L	2-8	3/30	at Northern Iowa	W	11-4	3/27	\$ vs. Georgia Tech	W	5-4
4/5	* Southern Illinois	L	8-13	4/2	at Oral Roberts	W	10-5	4/1	at St. Xavier (Ill.)	L	3-4	3/28	\$ at Hawai'i	L	3-8
4/7	Nebraska Wesleyan	W	19-4	4/2	at Oral Roberts	L	1-13	4/1	at St. Xavier (Ill.)	W	14-7	3/29	\$ vs. Wright State	W	14-0
4/8	Iowa State	W	13-5	4/4	at Omaha	W	4-3	4/2	at Illinois-Chicago	W	3-2	3/30	\$ vs. Iowa	W	11-7
4/8	Iowa State	W	9-6	4/6	Grand View	W	10-6	4/2	at Illinois-Chicago	W	8-1	3/31	\$ vs. Georgia Tech	L (10)	2-3
4/11	* at Indiana State	L	9-19	4/9	* at Bradley	L	3-7	4/4	at Omaha	W	14-1	3/31	\$ vs. Oklahoma State	W	6-1
4/11	* at Indiana State	W	5-3	4/9	* at Bradley	W	11-4	4/5	at Nebraska	W	4-2	4/4	Nebraska	W	6-0
4/12	* at Indiana State	W	9-7	4/10	* at Bradley	L	4-5	4/5	at Nebraska	W	9-4	4/7	* Indiana State	W	10-9
4/12	* at Indiana State	L	8-9	4/10	* at Bradley	W	5-3	4/8	* Bradley	L	6-10	4/7	* Indiana State	W	9-4
4/16	Oral Roberts	L	7-12	4/13	at Iowa State	L	2-7	4/8	* Bradley	W	5-3	4/8	* Indiana State	L	7-8
4/18	* at Illinois State	W	5-3	4/16	* Indiana State	W	10-4	4/9	* Bradley	W	12-2	4/8	* Indiana State	W	9-7
4/18	* at Illinois State	W	9-7	4/16	* Indiana State	W	13-1	4/9	* Bradley	W	4-2	4/11	Iowa State	L	1-8
4/19	* at Illinois State	W	7-6	4/17	* Indiana State	W	5-2	4/11	Briar Cliff	W	20-7	4/11	Iowa State	L	3-9
4/19	* at Illinois State	W	14-8	4/17	* Indiana State	W	9-0	4/12	at Iowa State	L	0-4	4/12	Nebraska-Kearney	W	14-4
4/21	at Kansas State	L	6-8	4/18	at Kansas State	L	11-13	4/15	* at Indiana State	L	1-8	4/14	* at Southern Illinois	L	7-8
4/22	at Iowa State	L	0-7	4/20	Iowa State	L	4-6	4/15	* at Indiana State	L	2-8	4/14	* at Southern Illinois	L	1-3
4/25	* Bradley	L	1-8	4/20	Iowa State	W	8-1	4/16	* at Indiana State	W	14-9	4/15	* at Southern Illinois	L	2-3
4/25	* Bradley	L	5-7	4/23	* at Southern Illinois	L	4-9	4/16	* at Indiana State	L	8-13	4/15	* at Southern Illinois	W	8-6
4/26	* Bradley	L	3-9	4/23	* at Southern Illinois	W	9-5	4/18	Kansas	W	8-3	4/18	at Iowa State	W	6-2
4/26	* Bradley	W	8-4	4/24	* at Southern Illinois	W	8-1	4/19	Oral Roberts	W	4-2	4/18	at Iowa State	W	5-1
4/28	Omaha	W	16-4	4/24	* at Southern Illinois	L	6-9	4/20	Oral Roberts	L	6-9	4/21	* Illinois State	W	11-1
4/28	Omaha	W	14-8	4/27	Omaha	W	10-0	4/22	Southern Illinois	W	6-2	4/21	* Illinois State	W	6-2
4/29	Nebraska	L	3-5	4/28	at Kansas	L	7-10	4/22	Southern Illinois	W	13-2	4/22	* Illinois State	W	12-4
4/3	at Nebraska	W	10-5	4/30	* Illinois State	W (13)	5-4	4/23	Southern Illinois	W	6-2	4/22	* Illinois State	W	9-3
5/2	* at Wichita State	L	3-9	4/30	* Illinois State	W	17-12	4/23	Southern Illinois	L	2-5	4/24	at Kansas State	L	14-18
5/2	* at Wichita State	L	2-5	5/1	* Illinois State	W	20-9	4/26	Nebraska	W	4-2	4/25	Nebraska	W	6-5
5/3	* at Wichita State	L	5-9	5/1	* Illinois State	W	17-11	4/26	Nebraska	L	4-7	4/28	* at Bradley	W	4-1
5/3	* at Wichita State	W	11-8	5/4	Minnesota	W	6-2	4/29	* at Illinois State	W	13-0	4/28	* at Bradley	W	7-2
5/7	Doane	W	4-1	5/4	Minnesota	W	6-1	4/29	* at Illinois State	L	4-5	4/29	* at Bradley	W	18-6
5/7	Doane	W	9-1	5/5	Northern Iowa	W	15-5	4/30	* at Illinois State	L	5-12	4/29	* at Bradley	W	11-0
5/10	at Oral Roberts	W	10-5	5/7	* Wichita State	L	6-7	4/30	* at Illinois State	W	5-4	4/29	at Nebraska	W	16-12
5/11	at Wichita State	L	5-6	5/7	* Wichita State	L	5-19	5/4	Northern Iowa	W	14-4	4/2	at Nebraska	L	0-12
5/14	^ vs. Bradley	W	8-1	5/8	* Wichita State	L	4-6	5/6	* at Wichita State	L	1-11	5/4	* Wichita State	W	7-3
5/15	^ vs. Indiana State	L	8-12	5/8	* Wichita State	L	2-12	5/6	* at Wichita State	L	2-9	5/5	* Wichita State	L	1-7
5/16	^ vs. Bradley	W	8-5	5/11	Nebraska	L	2-14	5/7	* at Wichita State	L	3-18	5/5	* Wichita State	L (11)	1-7
5/16	^ at Wichita State	L	1-4	5/12	at Nebraska	W	6-5	5/7	* at Wichita State	L	3-4	5/6	* Wichita State	L	3-12
\$ - Played in Miami, Fla.				5/15	at Missouri	W	8-4	5/11	at Kansas State	W	16-7	5/13	SE Oklahoma State	W	7-6
* - MVC Regular Season game				5/19	^ vs. Illinois State	W	5-4	5/18	^ vs. Southern Illinois	L	4-7	5/16	^ vs. Indiana State	W	3-1
^ - MVC Tournament at Wichita State				5/20	^ vs. Southern Illinois	W	10-5	5/18	^ vs. Illinois State	W	10-4	5/17	^ vs. Southern Illinois	W	5-4
				5/21	^ at Wichita State	L	5-11	5/19	^ vs. Southern Illinois	L	2-6	5/18	^ vs. Southern Illinois	L	5-7
				5/21	^ vs. Indiana State	W	3-1	\$ - Played in Miami, Fla.				5/18	^ vs. Indiana State	W	8-4
				5/22	^ at Wichita State	T (8)	3-3	* - MVC Regular Season game				5/19	^ vs. Southern Illinois	L	8-9
				\$ - Played in Miami, Fla.				^ - MVC Tournament at Wichita State				5/25	% vs. Clemson	W	9-6
				* - MVC Regular Season game								5/26	% vs. Cal State Fullerton	L	3-6
				^ - MVC Tournament at Wichita State								5/27	% vs. Clemson	W	4-3
				(Wichita State earns automatic bid to NCAA Tournament as regular-season champion.)								5/27	% at Texas	L	9-11
												\$ - Rainbow Spring Tournament in Honolulu, Hawaii			
												* - MVC Regular Season game			
												^ - MVC Tournament at Wichita State			
												% - NCAA Central Regional (Austin, Texas)			

# Year-by-Year Results

**1991: 51-22, 16-8 MVC**  
**NCAA Regionals (4-0)**  
**College World Series (2-2)**  
**Head Coach: Jim Hendry**

Date	Opponent	W/L	Score
2/16	Mount Marty	W	18-1
2/21	Wayne State (Neb.)	W	15-3
2/24	Regis	W	9-7
2/24	Regis	W	23-0
2/27	Doane	W	20-0
2/28	Grand View	W	31-6
3/5	at Kansas	L (10)	11-13
3/7	Colorado State	W	16-8
3/7	Colorado State	W	11-3
3/8	Colorado State	W	15-1
3/11	& vs. North Carolina	W	12-2
3/12	& vs. Virginia Tech	W	6-3
3/13	& vs. CS Northridge	L	5-9
3/14	& vs. St. John's (N.Y.)	W	15-8
3/15	& vs. Iowa State	W	9-6
3/16	& vs. CS Northridge	W	3-1
3/20	Iowa State	L	5-8
3/22	at Oklahoma	L	12-17
3/23	vs. South Dakota State	W	12-5
3/24	at Oklahoma State	W	25-8
3/25	vs. Arkansas-Little Rock	W	6-3
3/25	at Oklahoma State	L	5-20
3/30	* Bradley	W	13-2
3/30	* Bradley	L	0-8
3/31	* Bradley	W	7-2
3/31	* Bradley	W	15-0
4/3	at Nebraska	L (10)	7-8
4/3	at Nebraska	W (11)	6-5
4/6	* at Indiana State	L	11-12
4/6	* at Indiana State	W	10-5
4/7	* at Indiana State	L	4-7
4/7	* at Indiana State	W	14-0
4/9	Omaha	W	30-10
4/10	at Iowa State	L	8-9
4/13	* Southern Illinois	W	12-1
4/13	* Southern Illinois	W	3-0
4/14	* Southern Illinois	W	7-3
4/14	* Southern Illinois	W	5-2
4/17	Kansas	W	12-3
4/20	* Missouri State	W	7-1
4/20	* Missouri State	W	5-3
4/21	* Missouri State	W	4-3
4/21	* Missouri State	W	8-3
4/23	Kansas State	W	7-4
4/24	at Kansas State	L	2-6
4/27	* at Wichita State	L	4-8
4/27	* at Wichita State	L	1-8
4/28	* at Wichita State	L	3-12
4/28	* at Wichita State	L	5-15
5/1	Nebraska	L	3-5
5/1	Nebraska	W	14-3
5/2	at Northern Iowa	W	9-1
5/4	* at Illinois State	W	10-5
5/4	* at Illinois State	W	9-2
5/5	* at Illinois State	W	13-2
5/5	* at Illinois State	L	5-6
5/9	Iowa State	W	10-2
5/10	vs. Iowa State	W	9-3
5/11	at Iowa State	L	7-14
5/15	^ vs. Illinois State	W	10-1
5/16	^ vs. Indiana State	W	7-6
5/17	^ at Wichita State	L	1-14
5/18	^ vs. Indiana State	W	8-6
5/18	^ vs. Wichita State	L	1-13
5/24	% vs. Pepperdine	W	5-3
5/25	% vs. Minnesota	W	8-3
5/26	% at USC	W (10)	8-7
5/27	% vs. Hawai'i	W	15-8
6/1	\$ vs. Clemson	W	8-4
6/3	\$ vs. Wichita State	L (12)	2-3
6/4	\$ vs. Long Beach State	W	13-4
6/6	\$ vs. Wichita State	L	3-11

& - Best of the West Classic at Fresno State  
 ^ - MVC Regular Season game  
 ^ - MVC Tournament at Wichita State  
 % - NCAA West I Regional (Los Angeles, Calif.)  
 \$ - College World Series (Omaha, Neb.)

**1992: 41-19-1, 15-5 MVC**  
**NCAA Regionals (1-2)**  
**Head Coach: Todd Wenberg**

Date	Opponent	W/L	Score
2/22	Wayne State (Neb.)	L	4-5
2/22	Wayne State (Neb.)	W	10-1
2/23	Mount Marty	W	8-4
2/25	Peru State	W	7-0
2/28	! vs. Louisiana Tech	W	6-5
2/29	! vs. Ohio State	W	5-4
2/29	! at McNeese State	L	8-10
3/1	! vs. Ohio State	W	13-2
3/2	at Lamar	W	9-0
3/4	at SE Louisiana	L	1-11
3/6	# vs. Oklahoma State	W	10-9
3/7	# vs. Maine	W (10)	6-5
3/7	# at SW Louisiana	L	5-6
3/8	# at SW Louisiana	L	1-5
3/16	& vs. Wyoming	W	4-1
3/17	& vs. Nevada	T	7-7
3/18	& vs. CS Northridge	L	2-12
3/19	& at Fresno State	W (10)	10-9
3/20	& at Fresno State	L	3-13
3/21	& vs. New Mexico	L	0-4
3/25	Kansas	W	5-0
3/27	Nebraska-Kearney	W	6-3
3/29	* Bradley	W	6-2
3/29	* Bradley	W	3-2
4/1	at Nebraska	W	19-1
4/3	* at Southern Illinois	L	1-3
4/4	* at Southern Illinois	W	11-6
4/5	* at Southern Illinois	W	7-2
4/7	Hawaii-Pacific	W	8-7
4/8	Kansas State	W	5-2
4/10	* Wichita State	W	9-4
4/11	* Wichita State	L	1-6
4/12	* Wichita State	W	7-3
4/15	Nebraska	W	8-6
4/18	* Indiana State	W	5-1
4/18	* Indiana State	L	6-12
4/19	* Indiana State	L (10)	7-8
4/22	at Kansas	W	7-2
4/24	vs. Grand View	L	12-13
4/25	* at Northern Iowa	W	10-3
4/25	* at Northern Iowa	W	16-5
4/26	* at Northern Iowa	W	7-1
4/29	Iowa State	L	6-12
4/30	Omaha	W	6-5
4/30	Omaha	W	16-0
5/1	Doane	W	9-3
5/2	* Illinois State	W	6-4
5/2	* Illinois State	W	13-12
5/3	* Illinois State	W	5-3
5/8	* at Missouri State	W	11-3
5/9	* at Missouri State	W	6-5
5/10	* at Missouri State	L	5-10
5/13	^ vs. Bradley	W	7-1
5/13	^ vs. Indiana State	L	3-4
5/14	^ vs. Bradley	W	11-3
5/14	^ vs. Indiana State	W	6-2
5/15	^ at Wichita State	W (12)	4-3
5/15	^ at Wichita State	L	0-5
5/22	% vs. UT-Arlington	W	11-6
5/23	% vs. Long Beach State	L	2-5
5/24	% vs. VCU	L (11)	4-5

! - Louisiana Classic at McNeese State  
 # - Cajun Classic at SE Louisiana  
 & - Best of the West Classic at Fresno State  
 \* - MVC Regular Season game  
 ^ - MVC Tournament at Wichita State  
 % - NCAA Central Regional (Austin, Texas)

**1993: 32-25, 10-11 MVC**  
**Head Coach: Todd Wenberg**

Date	Opponent	W/L	Score
3/5	at Texas	L	6-7
3/6	at Texas	L	0-11
3/7	at Texas	L (10)	4-5
3/9	at Rice	L	2-3
3/10	\$ vs. Maine	W	2-1
3/11	\$ vs. Evansville	W	4-3
3/12	\$ vs. Bellevue	L	5-9
3/13	\$ vs. UTRGV	W (10)	1-0
3/19	Wyoming	W	13-1
3/20	Wyoming	W	7-4
3/20	Wyoming	W	7-4
3/21	Wyoming	W	8-7
3/23	Wayne State (Neb.)	W	8-1
3/23	Wayne State (Neb.)	W	5-4
3/24	at Kansas State	L	1-4
3/26	at Nebraska	W	10-4
3/27	Nebraska	W	10-2
3/27	Nebraska	W	9-4
3/28	at Nebraska	L	2-3
3/31	at Minnesota	L	2-4
4/3	* Southern Illinois	W	2-1
4/3	* Southern Illinois	L	2-3
4/4	* Southern Illinois	W	14-11
4/6	Grand View	W	4-3
4/8	at Illinois	W	11-10
4/9	* at Indiana State	L	3-4
4/10	* at Indiana State	L	1-6
4/11	* at Indiana State	W	7-4
4/14	Iowa State	W	13-6
4/14	Iowa State	W	9-1
4/15	Doane	W	18-0
4/17	* Missouri State	L	1-9
4/17	* Missouri State	L	6-8
4/18	* Missouri State	W	4-2
4/21	Wayne State	L	4-7
4/21	Briar Cliff	W	9-4
4/22	Kansas State	W	6-3
4/23	* at Wichita State	L	1-2
4/24	* at Wichita State	L	4-6
4/25	* at Wichita State	W	9-8
4/27	Omaha	L	6-14
4/27	Omaha	W	7-1
4/30	* at Illinois State	W	5-4
5/1	* at Illinois State	L	1-4
5/2	* at Illinois State	W	2-0
5/7	* Northern Iowa	W	10-2
5/9	* Northern Iowa	W	7-1
5/9	* Northern Iowa	W	9-1
5/12	at Missouri	L	1-8
5/14	* at Bradley	L (10)	1-2
5/15	* at Bradley	L (10)	6-7
5/15	* at Bradley	L	3-13
5/19	^ vs. Missouri State	W	8-3
5/20	^ vs. Indiana State	W	10-9
5/21	^ at Wichita State	L	7-9
5/21	^ vs. Indiana State	L	4-7

\$ - UTRGV Tournament in Edinburg, Texas  
 \* - MVC Regular Season game  
 ^ - MVC Tournament at Wichita State

**1994: 28-29, 13-8 MVC**  
**Head Coach: Jack Dahm**

Date	Opponent	W/L	Score
2/16	\$ at San Diego State	L	5-16
2/18	\$ vs. Washington	L	1-4
2/19	\$ vs. Toledo	W	13-10
2/20	\$ vs. Washington	L	5-6
2/20	\$ vs. Toledo	L	6-10
3/3	at UNLV	L	5-7
3/4	at UNLV	L	2-7
3/5	at UNLV	W	12-8
3/8	vs. Oklahoma	L	0-8
3/8	at Houston	L	8-9
3/10	# vs. Sam Houston State	W	10-5
3/11	# at Houston	W	5-2
3/12	# vs. Chicago State	W	17-1
3/12	# vs. Indiana State	W	7-1
3/14	at Texas	L	6-11
3/17	Kansas	L	7-9
3/19	Wayne State (Neb.)	W	22-0
3/19	Wayne State (Neb.)	W	16-1
3/20	Wayne State (Neb.)	W	2-1
3/22	at Nebraska	L	6-7
3/25	Wyoming	L	5-6
3/25	Wyoming	L	2-4
3/26	Wyoming	W	1-0
3/26	Wyoming	L	5-6
3/30	at Minnesota	L	1-9
4/2	* at Southern Illinois	L	11-14
4/2	* at Southern Illinois	W	8-3
4/3	* at Southern Illinois	L	11-12
4/6	Omaha	W	9-3
4/9	* at Bradley	W	16-3
4/9	* at Bradley	W	11-5
4/10	* at Bradley	L	5-8
4/13	Omaha	W	4-3
4/13	Omaha	W	9-2
4/15	* Illinois State	W	7-6
4/16	* Illinois State	W	17-10
4/17	* Illinois State	W	12-2
4/18	at Kansas	L	9-10
4/21	at Iowa State	W	10-5
4/23	* at Northern Iowa	W	13-3
4/23	* at Northern Iowa	L	4-5
4/24	* at Northern Iowa	W	11-4
4/26	Missouri	L	11-14
4/30	* Indiana State	W	15-3
5/1	* Indiana State	W	7-5
5/1	* Indiana State	W	7-4
5/6	* Wichita State	L	4-6
5/7	* Wichita State	W	6-1
5/8	* Wichita State	L	8-9
5/11	at Missouri	L	13-17
5/13	* at Missouri State	L	5-8
5/14	* at Missouri State	L	6-7
5/14	* at Missouri State	W	10-7
5/18	^ vs. Bradley	L	2-5
5/19	^ vs. Illinois State	W	14-2
5/20	^ at Wichita State	L	6-8

\$ - Arthur J. Gallagher Tournament at San Diego State  
 # - University of Houston Tournament  
 \* - MVC Regular Season game  
 ^ - MVC Tournament at Wichita State



# Year-by-Year Results

1995: 35-22, 18-10 MVC				1996: 19-31-1, 10-16 MVC				1997: 27-27, 10-15 MVC				1998: 27-27-1, 12-19 MVC			
Head Coach: Jack Dahm				Head Coach: Jack Dahm				Head Coach: Jack Dahm				Head Coach: Jack Dahm			
Date	Opponent	W/L	Score	Date	Opponent	W/L	Score	Date	Opponent	W/L	Score	Date	Opponent	W/L	Score
2/19	Grand View	W	20-1	2/10	at Kansas State	L	2-14	2/15	at Air Force	L	5-6	2/13	Rockhurst	W	9-1
2/19	Grand View	W	6-3	2/17	at Oral Roberts	L	2-6	2/15	at Air Force	W	8-2	2/15	Iowa State	L	2-10
2/21	St. Ambrose	W	5-3	2/17	at Oral Roberts	L	3-14	2/16	vs. Iowa State	W	14-12	2/21	Air Force	L	3-4
2/24	\$ at McNeese State	L	6-9	2/18	at Oral Roberts	L	2-10	2/20	\$ vs. Ohio State	L	8-13	2/21	Air Force	W	11-3
2/25	\$ vs. Oral Roberts	W	9-2	2/23	at Texas State	L	2-4	2/21	\$ vs. Nebraska	L	0-3	2/22	Air Force	W	10-4
2/25	\$ vs. Kansas State	W	8-6	2/24	at Texas State	W	11-10	2/22	\$ vs. Saint Mary's	W	10-5	2/25	at Kansas State	L	8-9
2/26	\$ vs. Oral Roberts	W	6-3	2/25	at Texas State	W	24-13	2/23	\$ vs. Nebraska	W	6-3	2/27	at New Mexico State	W	18-9
3/4	at Baylor	L	0-1	3/1	Wyoming	W	9-8	3/2	Milwaukee	W	18-11	2/28	at New Mexico State	L	8-21
3/4	at Baylor	W	5-3	3/4	Wyoming	L	0-6	3/2	Milwaukee	W (8)	4-3	2/28	at New Mexico State	L	12-18
3/5	at Baylor	L	2-3	3/4	Wyoming	L	2-5	3/3	Milwaukee	W	8-6	3/3	at Kansas	W	7-4
3/7	at Texas	L	3-12	3/11	\$ vs. New Mexico	L	0-5	3/9	vs. Penn State	W	5-4	3/7	\$ vs. Xavier	W	9-5
3/8	at Texas	L	6-8	3/12	\$ vs. Oregon State	L	3-8	3/10	at Texas State	L	4-8	3/8	\$ vs. Central Michigan	W	9-6
3/10	at Texas State	W	12-4	3/13	\$ vs. Oregon State	L	10-14	3/12	# vs. Northeast Illinois	W	4-1	3/9	\$ vs. Delaware State	W	26-3
3/12	at Texas State	W	8-6	3/14	\$ vs. Pacific	W	14-5	3/13	# vs. Notre Dame	L	3-7	3/10	\$ at North Florida	W	6-4
3/15	Kansas State	L	5-13	3/15	\$ vs. Nebraska	T	6-6	3/14	# vs. Penn State	W	15-10	3/12	\$ vs. Mercer	W	15-2
3/17	* at Indiana State	L	7-9	3/16	\$ vs. New Mexico	W	3-2	3/15	# vs. Notre Dame	W	8-5	3/13	at Stetson	L	0-9
3/18	* at Indiana State	W	6-1	3/23	* at Missouri State	L	10-11	3/18	at Nebraska	L	3-13	3/14	at Stetson	W	7-6
3/18	* at Indiana State	W	8-6	3/23	* at Missouri State	L	9-14	3/19	Iowa State	L	9-14	3/15	at Stetson	T	9-9
3/19	* at Indiana State	W	9-6	3/24	* at Missouri State	L	4-5	3/21	* at Illinois State	L	9-10	3/21	* at Southern Illinois	L	5-9
3/22	Iowa State	W	16-3	3/27	Iowa State	L	9-10	3/22	* at Illinois State	W	7-4	3/21	* at Southern Illinois	L	9-11
3/24	* at Illinois State	W	10-8	3/29	* Evansville	W	4-3	3/22	* at Illinois State	L	4-7	3/22	* at Southern Illinois	L	3-4
3/25	* at Illinois State	W	4-3	3/31	* Evansville	W	7-6	3/23	* at Illinois State	L	10-14	3/22	* at Southern Illinois	L	3-8
3/25	* at Illinois State	L	9-10	4/3	* at Northern Iowa	W	5-4	3/26	Kansas	W	15-10	3/28	* at Bradley	L	6-14
3/26	* at Illinois State	W	9-0	4/3	* at Northern Iowa	L	5-6	3/29	* at Indiana State	W	7-1	3/28	* at Bradley	W	10-6
3/28	at Kansas State	L	4-5	4/5	* at Bradley	L	2-3	3/29	* at Indiana State	W	9-4	3/29	* at Bradley	L	2-3
3/31	* Northern Iowa	W	4-3	4/6	* at Bradley	L	2-5	3/30	* at Indiana State	W (8)	7-6	3/29	* at Bradley	L	0-3
4/1	* Northern Iowa	W	5-1	4/7	* at Bradley	L	1-2	3/30	* at Indiana State	W	2-1	4/1	Iowa	W	14-6
4/1	* Northern Iowa	W	5-4	4/7	* at Bradley	L	2-12	4/1	at Kansas State	L	5-9	4/3	* Illinois State	W	4-3
4/2	* Northern Iowa	W	19-12	4/9	at Minnesota	W	5-4	4/2	Minnesota	W	10-7	4/4	* Illinois State	W	11-2
4/8	* Southern Illinois	W	4-3	4/12	* Indiana State	W	7-6	4/5	* Bradley	L	6-11	4/4	* Illinois State	W	15-3
4/8	* Southern Illinois	W	5-0	4/13	* Indiana State	L	2-5	4/7	Dana College	W	12-6	4/5	* Illinois State	L	3-5
4/13	Nebraska	L	4-19	4/13	* Indiana State	W	6-5	4/9	* at Northern Iowa	L	2-3	4/8	* at Northern Iowa	L	2-3
4/13	at Nebraska	L	6-12	4/16	Dana College	W	13-5	4/9	* at Northern Iowa	W	5-3	4/10	* #4 Wichita State	L	12-13
4/14	Wyoming	W	7-6	4/17	Oral Roberts	L	7-9	4/16	at Minnesota	W	9-8	4/11	* #4 Wichita State	L	5-13
4/15	Wyoming	W	8-7	4/17	Oral Roberts	L	10-18	4/16	at Minnesota	W	10-5	4/11	* #4 Wichita State	L	8-18
4/15	Wyoming	W	9-8	4/19	* Illinois State	L	3-5	4/19	at Iowa	W	12-4	4/12	* #4 Wichita State	L	5-19
4/19	Minnesota	W	7-2	4/20	* Illinois State	W	14-1	4/19	at Iowa	L (9)	4-5	4/14	Omaha	W	4-2
4/21	* at Evansville	L	2-5	4/20	* Illinois State	L	0-4	4/20	at Iowa	L	6-9	4/17	* at Missouri State	L	0-1
4/22	* at Evansville	L	2-4	4/21	* Illinois State	W	6-3	4/20	at Iowa	L	8-9	4/18	* at Missouri State	L	1-3
4/22	* at Evansville	W	10-6	4/23	Wayne State (Neb.)	L	4-7	4/23	* Northern Iowa	W	6-4	4/18	* at Missouri State	W	6-3
4/29	* Bradley	L	6-8	4/26	* Wichita State	L	4-10	4/23	* Northern Iowa	L	4-10	4/19	* at Missouri State	W	8-6
4/29	* Bradley	W	15-9	4/27	* Wichita State	L	3-8	4/26	* Southern Illinois	L	4-11	4/22	* Northern Iowa	W	9-0
4/30	* Bradley	W	10-3	4/27	* Wichita State	L	3-14	4/26	* Southern Illinois	L	3-8	4/22	* Northern Iowa	W	10-4
4/30	* Bradley	W	17-7	5/1	* Northern Iowa	L	2-6	4/27	* Southern Illinois	L	11-12	4/25	Wayne State	W	13-2
5/6	* Missouri State	W	11-4	5/1	* Northern Iowa	W	12-8	4/27	* Southern Illinois	L	5-9	4/26	Wayne State	W	7-2
5/6	* Missouri State	L	2-5	5/3	* at Southern Illinois	W	12-1	4/29	Nebraska	L	1-4	5/1	* Indiana State	W	8-2
5/7	* Missouri State	W	4-0	5/4	* at Southern Illinois	W	5-4	5/3	* at Evansville	L	5-7	5/2	* Indiana State	L	8-10
5/8	Oklahoma State	L	2-6	5/5	* at Southern Illinois	L	0-1	5/3	* at Evansville	L (10)	9-10	5/3	* Indiana State	L	3-6
5/10	Dana College	W	16-9	5/10	at Kansas	L	6-28	5/4	* at Evansville	W	9-4	5/3	* Indiana State	W	15-3
5/12	* at Wichita State	L	2-4	5/11	vs. Oral Roberts	W	7-5	5/4	* at Evansville	W	9-5	5/8	* Evansville	W	12-5
5/13	* at Wichita State	L	0-4	5/11	at Kansas	W	10-9	5/9	* at Wichita State	L	0-15	5/9	* Evansville	L	1-7
5/13	* at Wichita State	L	12-19	\$ - Pepsi/Johnny Quik Classic at Fresno State				5/10	* at Wichita State	W	9-7	5/10	* Evansville	L	3-8
5/14	* at Wichita State	L	1-2	* - MVC Regular Season game				5/10	* at Wichita State	L	8-11	5/10	* Evansville	W	13-0
5/17	^ vs. Indiana State	W	7-6					5/11	* at Wichita State	L	0-15	5/13	^ vs. #4 Wichita State	L	4-6
5/19	^ at Missouri State	L	5-7					\$ - Phoenix-Oakland A's Tournament				5/14	^ at Evansville	L	2-5
5/20	^ vs. Wichita State	W	11-9					# - Notre Dame Irish Classic in San Antonio, Texas				\$ - North Florida/Jacksonville Greyhound Classic			
5/21	^ at Missouri State	L	2-3					* - MVC Regular Season game				* - MVC Regular Season game			
												^ - MVC Tournament at Evansville			

# Year-by-Year Results

## 1999: 38-25, 18-13 MVC

### NCAA Regionals (0-2)

Head Coach: Jack Dahm

Date	Opponent	W/L	Score
2/8	at Omaha	W	10-5
2/13	at Air Force	W	17-4
2/13	at Air Force	W	17-8
2/14	at Air Force	W	31-16
2/20	at SE Missouri State	L	2-3
2/20	at SE Missouri State	W	3-2
2/21	at SE Missouri State	W	11-1
2/25	\$ vs. Washington	L	12-16
2/26	\$ vs. Clemson	W	4-3
2/27	\$ at UNLV	W	8-7
2/28	\$ vs. Washington	W	9-6
2/28	\$ vs. Clemson	L	10-13
3/5	& Milwaukee	W (8)	9-8
3/5	& Milwaukee	W	7-4
3/9	at Baylor	L	2-4
3/10	# vs. Saint Mary's	W	9-4
3/11	# vs. Notre Dame	L	4-5
3/12	# vs. Penn State	W	3-1
3/13	# vs. Notre Dame	L	3-5
3/20	Northern Illinois	W	15-0
3/20	Northern Illinois	W	20-19
3/26	* at Indiana State	W	9-3
3/27	* at Indiana State	L (8)	4-5
3/27	* at Indiana State	W	9-8
3/28	* at Indiana State	W	11-9
4/2	* at Evansville	W	12-2
4/4	* at Evansville	L	1-4
4/4	* at Evansville	L	2-5
4/7	at Nebraska	L (10)	4-5
4/9	* Southern Illinois	W	3-1
4/10	* Southern Illinois	W	13-4
4/10	* Southern Illinois	W (10)	12-11
4/11	* Southern Illinois	W	6-2
4/17	* Missouri State	W	11-4
4/17	* Missouri State	W	5-4
4/18	* Missouri State	L	1-8
4/18	* Missouri State	W	4-1
4/21	Bellevue (Neb.)	W	13-2
4/23	* at Illinois State	W	10-2
4/24	* at Illinois State	L	2-9
4/24	* at Illinois State	L	3-4
4/25	* at Illinois State	L (11)	5-7
4/27	at Nebraska	W	14-12
5/1	* Bradley	W	16-2
5/1	* Bradley	W	6-2
5/2	* Bradley	L	1-11
5/2	* Bradley	L	2-7
5/8	* Northern Iowa	W	19-5
5/8	* Northern Iowa	W	7-4
5/9	* Northern Iowa	W	8-2
5/9	* Northern Iowa	L (10)	10-11
5/12	Nebraska	L	9-10
5/14	* at Wichita State	W (10)	5-4
5/15	* at Wichita State	L	3-6
5/15	* at Wichita State	L	8-9
5/16	* at Wichita State	L	8-9
5/19	^ vs. Evansville	W	12-4
5/20	^ vs. Illinois State	L	7-8
5/21	^ vs. Missouri State	W	11-2
5/21	^ vs. Illinois State	W (10)	3-2
5/22	^ at Wichita State	L	2-11
5/28	% at Notre Dame	L	1-8
5/29	% vs. Michigan	L	5-13

\$ - UNLV Coors Desert Classic in Las Vegas, Nev.  
 # - Notre Dame Irish Classic in San Antonio, Texas  
 \* - MVC Regular Season game  
 ^ - MVC Tournament at Wichita State  
 % - NCAA Regional (South Bend, Ind.)  
 & - Played in Lincoln, Neb.

## 2000: 38-23, 17-14 MVC

### NCAA Regionals (0-2)

Head Coach: Jack Dahm

Date	Opponent	W/L	Score
2/17	\$ vs. Washington	W	12-10
2/18	\$ vs. Northwestern	W	7-4
2/19	\$ vs. Washington	W	14-3
2/20	\$ vs. Portland	L	6-7
2/23	at Kansas State	W	7-1
2/25	at Kansas	W (11)	10-9
2/26	at Kansas	W	8-6
2/27	at Kansas	W	5-3
3/3	Milwaukee	W	5-1
3/4	Milwaukee	W	7-4
3/4	Milwaukee	W	18-3
3/6	# vs. Bowling Green	W	4-1
3/8	# vs. Temple	W (6)	15-0
3/8	# at Fresno State	W (7)	12-3
3/9	# vs. Gonzaga	W	11-2
3/10	# vs. UNC-Asheville	W	5-3
3/11	# at Fresno State	L (12)	1-5
3/17	Minnesota	W	11-8
3/19	Minnesota	W	3-2
3/19	Minnesota	W	7-5
3/21	Nebraska	L	5-9
3/24	* Wichita State	W	10-8
3/25	* Wichita State	W (7)	8-1
3/25	* Wichita State	W (8)	14-2
3/26	* Wichita State	L (12)	7-8
3/31	* at Northern Iowa	L	5-6
4/1	* at Northern Iowa	W (7)	11-3
4/1	* at Northern Iowa	W	11-9
4/2	* at Northern Iowa	L	11-12
4/8	* Indiana State	W	10-9
4/8	* Indiana State	L	1-8
4/9	* Indiana State	W	10-3
4/9	* Indiana State	W	8-6
4/11	at Nebraska	L	3-6
4/14	* Evansville	W (10)	9-8
4/15	* Evansville	L (9)	3-4
4/15	* Evansville	L (7)	0-5
4/18	Omaha	W	15-9
4/21	* at Missouri State	W	8-4
4/22	* at Missouri State	L (7)	3-12
4/22	* at Missouri State	L	4-5
4/23	* at Missouri State	W (7)	12-0
4/26	Kansas State	W	12-3
4/28	* Illinois State	L	2-4
4/29	* Illinois State	W	8-2
4/29	* Illinois State	W	9-8
4/30	* Illinois State	W	4-3
5/5	* at Bradley	W	15-10
5/6	* at Bradley	L (7)	2-6
5/6	* at Bradley	W	6-4
5/7	* at Bradley	L	7-9
5/10	Nebraska	L	2-10
5/12	* at Southern Illinois	L	5-6
5/13	* at Southern Illinois	L (7)	8-9
5/13	* at Southern Illinois	L	4-5
5/14	* at Southern Illinois	W	7-5
5/17	^ vs. Indiana State	L	4-15
5/18	^ at Wichita State	W	3-1
5/19	^ vs. Evansville	L	1-6
5/26	% vs. Texas	L	4-5
5/27	% vs. Miami (Ohio)	L	3-6

\$ - Phoenix-Oakland A's Tournament  
 # - Pepsi/Johnny Quik Classic at Fresno State  
 \* - MVC Regular Season game  
 ^ - MVC Tournament at Wichita State  
 % - NCAA Regional (Tempe, Ariz.)

## 2001: 21-31, 11-21 MVC

### Head Coach: Jack Dahm

Date	Opponent	W/L	Score
2/16	at #4 Arizona State	L	1-23
2/17	at #4 Arizona State	L	2-15
2/18	at #4 Arizona State	L	4-14
2/25	& Omaha	W	4-3
2/25	& Omaha	W	11-5
3/6	at Oklahoma	W	14-12
3/7	at Oklahoma	W	9-3
3/7	vs. SW Oklahoma	W (10)	5-4
3/9	at Oral Roberts	L	0-1
3/10	at Oral Roberts	L	2-4
3/14	at Kansas State	W	7-6
3/16	* Northern Iowa	L	3-5
3/17	* Northern Iowa	W (7)	11-2
3/17	* Northern Iowa	L	6-9
3/18	* Northern Iowa	L	6-13
3/20	Omaha	W	9-8
3/23	* at Evansville	W (12)	14-9
3/24	* at Evansville	L	2-4
3/25	* at Evansville	L (7)	5-10
3/25	* at Evansville	L	8-9
3/28	Kansas State	L	1-9
3/30	* at Illinois State	L	4-10
3/31	* at Illinois State	L (7)	2-12
3/31	* at Illinois State	W	17-14
4/1	* at Illinois State	L	5-12
4/4	at #5 Nebraska	L	9-14
4/7	* Southern Illinois	W	15-12
4/7	* Southern Illinois	W (8)	14-4
4/8	* Southern Illinois	W (7)	2-1
4/8	* Southern Illinois	L	4-13
4/13	UW-Milwaukee	W	4-3
4/14	UW-Milwaukee	L	0-4
4/14	UW-Milwaukee	W	5-3
4/18	at Missouri	L	7-11
4/20	* at Indiana State	L (11)	5-6
4/21	* at Indiana State	L	4-9
4/21	* at Indiana State	W	15-12
4/22	* at Indiana State	L	3-16
4/24	at #1 Nebraska	W (10)	11-8
4/28	* Bradley	W	10-3
4/28	* Bradley	W	9-8
4/29	* Bradley	W	10-2
4/29	* Bradley	W	14-9
5/5	* Missouri State	L	4-8
5/5	* Missouri State	L	0-12
5/6	* Missouri State	L	3-7
5/6	* Missouri State	L	4-10
5/9	#1 Nebraska	L	4-8
5/11	* at Wichita State	L	4-9
5/12	* at Wichita State	L	1-4
5/12	* at Wichita State	L	1-3
5/13	* at Wichita State	L (12)	8-9

\* - MVC Regular Season game  
 & - Played in Wichita, Kan.

## 2002: 30-24, 21-10 MVC

### Head Coach: Jack Dahm

Date	Opponent	W/L	Score
2/19	at Kansas State	L	9-10
2/22	\$ at UNLV	L	8-9
2/23	\$ vs. UC Santa Barbara	L	10-23
2/23	\$ at UNLV	L	6-12
2/24	\$ vs. Michigan State	W	22-15
3/5	Dana	W	16-7
3/6	Omaha	W	11-1
3/9	# vs. Texas State	L	3-5
3/10	# vs. USC	L	3-7
3/11	# vs. #12 Notre Dame	W	8-6
3/13	& vs. Notre Dame	L	2-6
3/14	& vs. Arkansas-Little Rock	W	7-0
3/15	& vs. Southern Illinois	L	3-10
3/16	& vs. Arkansas-Little Rock	W	6-4
3/22	* Illinois State	W	8-7
3/23	* Illinois State	W (7)	10-8
3/23	* Illinois State	L	4-5
3/29	* at Southern Illinois	W	5-3
3/30	* at Southern Illinois	L (8)	2-13
3/31	* at Southern Illinois	W (7)	10-2
4/1	* at Southern Illinois	L	4-14
4/5	* Evansville	W	7-4
4/6	* Evansville	W (7)	6-3
4/6	* Evansville	W	13-9
4/7	* Evansville	W	10-6
4/9	#12 Nebraska	W	8-3
4/12	* at Northern Iowa	W	7-1
4/13	* at Northern Iowa	L	3-4
4/13	* at Northern Iowa	W (7)	7-6
4/14	* at Northern Iowa	L	5-1
4/16	at #20 Nebraska	L	5-6
4/19	* #9 Wichita State	L	0-1
4/20	* #9 Wichita State	W (7)	4-2
4/20	* #9 Wichita State	W	4-2
4/21	* #9 Wichita State	L	6-14
4/24	Kansas State	L (8)	9-24
4/26	* at Missouri State	W	5-3
4/27	* at Missouri State	L (7)	0-2
4/27	* at Missouri State	W	7-6
4/28	* at Missouri State	L	10-12
5/4	* Indiana State	W	12-10
5/4	* Indiana State	L (7)	2-4
5/4	* Indiana State	W	3-0
5/5	* Indiana State	W (10)	10-9
5/10	Stetson	W	8-6
5/12	Stetson	L	5-7
5/12	Stetson	W (7)	7-3
5/15	#13 Nebraska	L	1-9
5/18	* at Bradley	W	11-4
5/18	* at Bradley	L	0-3
5/19	* at Bradley	W (7)	5-2
5/19	* at Bradley	W	10-6
5/22	^ vs. Indiana State	L	7-9
5/23	^ vs. Northern Iowa	L	0-4

\$ - at Las Vegas, Nev.  
 # - Express College Classic, Round Rock, Texas  
 & - Irish Invitational, San Antonio, Texas  
 \* - MVC Regular Season game  
 ^ - MVC Tournament at Wichita State

# Year-by-Year Results

## 2003: 20-37, 14-17 MVC

Head Coach: Jack Dahm

Date	Opponent	W/L	Score
2/11	at Arkansas	L	5-9
2/18	at Kansas State	L	2-15
2/22	~ vs. UCLA	W (7)	10-4
2/22	~ at #19 Texas A&M	L (7)	4-7
2/23	~ vs. Utah	L (8)	1-2
2/23	~ at #19 Texas A&M	L (7)	2-7
2/24	~ vs. UCLA	L (7)	1-2
2/24	~ vs. Utah	L (7)	0-6
3/7	at Missouri	L	0-9
3/8	at Missouri	W	6-4
3/8	at Missouri	L	1-6
3/11	at Stetson	L	2-3
3/12	at Stetson	L	2-3
3/14	% vs. Navy	W	7-2
3/14	% vs. Eastern Illinois	L (12)	1-2
3/15	% vs. Notre Dame	L	3-10
3/21	* at Illinois State	W	11-1
3/22	* at Illinois State	L (7)	10-11
3/22	* at Illinois State	W	8-4
3/23	* at Illinois State	L	6-10
3/25	<b>Kansas State</b>	<b>W</b>	<b>11-6</b>
3/29	* <b>Missouri State</b>	<b>W</b>	<b>3-2</b>
3/29	* <b>Missouri State</b>	<b>W (11)</b>	<b>4-3</b>
3/30	* <b>Missouri State</b>	<b>L</b>	<b>1-11</b>
3/30	* <b>Missouri State</b>	<b>L</b>	<b>2-4</b>
4/1	! at Omaha	W	17-15
4/4	* at Evansville	W	6-4
4/5	* at Evansville	L (7)	6-10
4/5	* at Evansville	W	3-1
4/6	* at Evansville	W	2-0
4/12	! #17 <b>Notre Dame</b>	<b>L</b>	<b>1-2</b>
4/13	! #17 <b>Notre Dame</b>	<b>L</b>	<b>12-13</b>
4/15	<b>Dana College</b>	<b>W (7)</b>	<b>28-8</b>
4/18	* <b>Northern Iowa</b>	<b>L</b>	<b>2-11</b>
4/19	* <b>Northern Iowa</b>	<b>L</b>	<b>3-9</b>
4/20	* <b>Northern Iowa</b>	<b>L</b>	<b>11-15</b>
4/20	* <b>Northern Iowa</b>	<b>L (10)</b>	<b>6-9</b>
4/22	at #6 <b>Nebraska</b>	<b>L</b>	<b>7-8</b>
4/25	* at Wichita State	L	1-6
4/26	* at Wichita State	W (7)	3-0
4/26	* at Wichita State	W	6-5
4/26	* at Wichita State	W (7)	16-0
4/29	at #4 <b>Nebraska</b>	L	0-8
5/2	* <b>Southern Illinois</b>	L	1-3
5/3	* <b>Southern Illinois</b>	<b>W (7)</b>	<b>11-1</b>
5/3	* <b>Southern Illinois</b>	L	7-9
5/9	* at Indiana State	L	8-9
5/10	* at Indiana State	W (7)	3-1
5/10	* at Indiana State	W	7-1
5/11	* at Indiana State	L	6-7
5/13	! #8 <b>Nebraska</b>	L	5-9
5/15	* <b>Bradley</b>	<b>L (11)</b>	<b>4-6</b>
5/16	* <b>Bradley</b>	<b>L</b>	<b>8-11</b>
5/16	* <b>Bradley</b>	<b>L</b>	<b>1-6</b>
5/17	* <b>Bradley</b>	<b>W</b>	<b>2-0</b>
5/21	^ vs. Missouri State	L	1-5
5/22	^ vs. Indiana State	L	0-2

~ - Aggie Classic, College Station, Texas  
 % - Kennel Club Classic, Jacksonville, Fla.  
 ! - Played at Rosenblatt Stadium  
 \* - MVC Regular Season game  
 ^ - MVC Tournament at Wichita State

## 2004: 35-24, 22-9 MVC

Head Coach: Ed Servais

Date	Opponent	W/L	Score
2/14	% vs. Southern Utah	L	5-10
2/15	at Air Force	W	13-8
2/22	at Kansas	L	1-5
2/27	at Saint Louis	L	2-8
2/28	at Saint Louis	W	3-0
2/29	at Saint Louis	W	11-1
3/5	at Oral Roberts	L	1-6
3/6	at Oral Roberts	L	7-8
3/7	at Oral Roberts	L	2-15
3/9	at Arkansas-Little Rock	L	4-7
3/10	at Arkansas-Little Rock	W	7-2
3/12	at #21 Oklahoma	W	3-2
3/13	at #21 Oklahoma	L	1-6
3/14	at #21 Oklahoma	W	9-7
3/19	<b>North Dakota State</b>	<b>W</b>	<b>14-2</b>
3/20	<b>Winona State</b>	<b>W (7)</b>	<b>26-4</b>
3/23	<b>#18 Nebraska</b>	<b>L</b>	<b>3-7</b>
3/26	* at Missouri State	W (10)	2-0
3/27	* at Missouri State	L	0-5
3/27	* at Missouri State	W	3-2
4/2	* <b>Evansville</b>	<b>W</b>	<b>9-4</b>
4/3	* <b>Evansville</b>	<b>W</b>	<b>1-0</b>
4/4	* <b>Evansville</b>	<b>W</b>	<b>11-4</b>
4/7	at Kansas State	L	0-7
4/9	<b>Northern Colorado</b>	<b>L</b>	<b>4-5</b>
4/10	<b>Northern Colorado</b>	<b>W</b>	<b>7-4</b>
4/11	<b>Northern Colorado</b>	<b>L</b>	<b>3-11</b>
4/14	<b>Milwaukee</b>	<b>W</b>	<b>8-4</b>
4/16	* <b>Illinois State</b>	<b>W</b>	<b>8-5</b>
4/17	* <b>Illinois State</b>	<b>L</b>	<b>4-6</b>
4/18	* <b>Illinois State</b>	<b>W (14)</b>	<b>9-7</b>
4/20	at #20 <b>Nebraska</b>	W	6-4
4/23	* at Southern Illinois	L	2-4
4/24	* at Southern Illinois	L	6-9
4/25	* at Southern Illinois	W	3-0
4/25	* at Southern Illinois	L	4-7
4/27	! <b>Kansas State</b>	<b>W</b>	<b>4-1</b>
4/30	* at Northern Iowa	W	5-3
5/1	* at Northern Iowa	L	5-6
5/1	* at Northern Iowa	W	10-2
5/2	* at Northern Iowa	L	1-3
5/7	! * #12 <b>Wichita State</b>	<b>W</b>	<b>4-1</b>
5/8	* #12 <b>Wichita State</b>	<b>W</b>	<b>2-1</b>
5/8	* #12 <b>Wichita State</b>	<b>W</b>	<b>8-1</b>
5/9	* #12 <b>Wichita State</b>	<b>L</b>	<b>2-15</b>
5/14	* at Bradley	W (8)	11-1
5/15	* at Bradley	W	4-2
5/15	* at Bradley	L	2-4
5/16	* at Bradley	W	7-3
5/18	! <b>Nebraska</b>	<b>L</b>	<b>1-12</b>
5/20	* <b>Indiana State</b>	<b>W</b>	<b>8-3</b>
5/21	* <b>Indiana State</b>	<b>W</b>	<b>11-9</b>
5/21	* <b>Indiana State</b>	<b>W (7)</b>	<b>12-2</b>
5/22	* <b>Indiana State</b>	<b>W</b>	<b>2-1</b>
5/26	^ vs. Indiana State	W	14-4
5/27	^ vs. Southern Illinois	L	5-6
5/28	^ vs. Evansville	L	4-6

! - Played in Rosenblatt Stadium  
 \* - MVC Regular Season game  
 ^ - MVC Tournament at Missouri State

## 2005: 48-17, 17-7 MVC

NCAA Regionals (2-2)  
 Head Coach: Ed Servais

Date	Opponent	W/L	Score
2/11	at Sam Houston State	W	9-6
2/12	at Sam Houston State	L	2-3
2/13	at Sam Houston State	L	3-10
2/18	at Northern Colorado	W	9-5
2/19	at Northern Colorado	W	9-4
2/20	at Northern Colorado	W	15-9
2/25	<b>Saint Louis</b>	<b>W</b>	<b>13-12</b>
2/26	<b>Saint Louis</b>	<b>W</b>	<b>11-1</b>
3/1	at Kansas State	W	8-3
3/4	at Texas A&M Corpus Christi	L	1-3
3/7	at Texas A&M Corpus Christi	W (11)	3-2
3/9	at Texas A&M Corpus Christi	L	2-7
3/10	at UTRGV	L	4-7
3/11	at UTRGV	W	11-0
3/12	at UTRGV	W	11-7
3/15	<b>South Dakota State</b>	<b>W (7)</b>	<b>13-0</b>
3/15	<b>South Dakota State</b>	<b>W (7)</b>	<b>3-2</b>
3/18	<b>Northern Colorado</b>	<b>W</b>	<b>14-8</b>
3/19	<b>Northern Colorado</b>	<b>W</b>	<b>4-0</b>
3/20	<b>Northern Colorado</b>	<b>W</b>	<b>13-3</b>
3/23	<b>North Dakota State</b>	<b>W (7)</b>	<b>5-3</b>
3/23	<b>North Dakota State</b>	<b>W (7)</b>	<b>12-3</b>
3/26	* at Illinois State	W	8-2
3/26	* at Illinois State	W	4-1
3/27	* at Illinois State	W	7-4
3/29	at #7 <b>Nebraska</b>	L	2-10
4/1	* <b>Southern Illinois</b>	<b>W</b>	<b>5-3</b>
4/2	* <b>Southern Illinois</b>	<b>W</b>	<b>3-1</b>
4/3	* <b>Southern Illinois</b>	<b>L</b>	<b>1-3</b>
4/5	! #4 <b>Nebraska</b>	<b>W</b>	<b>4-3</b>
4/8	! * <b>Missouri State</b>	<b>W</b>	<b>6-2</b>
4/9	* <b>Missouri State</b>	<b>W</b>	<b>7-6</b>
4/10	* <b>Missouri State</b>	<b>W</b>	<b>7-0</b>
4/15	* at Indiana State	W	6-5
4/16	* at Indiana State	W	11-5
4/17	* at Indiana State	L	0-2
4/20	<b>Milwaukee</b>	<b>W (7)</b>	<b>3-2</b>
4/20	<b>Milwaukee</b>	<b>W (7)</b>	<b>9-1</b>
4/22	* at Wichita State	L	0-8
4/23	* at Wichita State	L	3-4
4/24	* at Wichita State	W	10-1
4/26	at South Dakota State	W	13-1
4/29	* <b>Bradley</b>	<b>W</b>	<b>10-8</b>
4/30	* <b>Bradley</b>	<b>W (7)</b>	<b>15-2</b>
5/1	* <b>Bradley</b>	<b>W</b>	<b>4-1</b>
5/6	* <b>Northern Iowa</b>	<b>L (8)</b>	<b>7-17</b>
5/7	* <b>Northern Iowa</b>	<b>L</b>	<b>5-9</b>
5/8	* <b>Northern Iowa</b>	<b>W</b>	<b>9-1</b>
5/10	! #3 <b>Nebraska</b>	<b>W</b>	<b>5-3</b>
5/13	* at Evansville	W (11)	8-7
5/14	* at Evansville	W	7-5
5/15	* at Evansville	L	4-6
5/18	at North Dakota State	W (7)	7-4
5/19	at North Dakota State	W (7)	16-1
5/25	^ vs. Bradley	W	9-7
5/26	^ vs. Evansville	W	6-0
5/27	^ at Wichita State	L	0-3
5/27	^ vs. Indiana State	W (8)	16-3
5/28	^ at Wichita State	W	4-3
5/28	^ at Wichita State	L	3-10
6/3	\$ vs. #17 <b>NC State</b>	W	8-3
6/4	\$ at #3 <b>Nebraska</b>	L	8-10
6/5	\$ vs. #17 <b>NC State</b>	W	11-9
6/5	\$ at #3 <b>Nebraska</b>	L	2-10

! - Played in Rosenblatt Stadium  
 \* - MVC Regular Season game  
 ^ - MVC Tournament at Wichita State  
 \$ - NCAA Regional (Lincoln, Neb.)

## 2006: 31-21, 13-11 MVC

Head Coach: Ed Servais

Date	Opponent	W/L	Score
2/11	at Arkansas-Little Rock	L	11-12
2/12	at Arkansas-Little Rock	L	4-6
2/17	& vs. Illinois-Chicago	L	2-3
2/18	& vs. Air Force	W	9-2
2/19	& vs. Illinois-Chicago	W	5-0
2/24	at Saint Louis	W	11-2
2/25	at Saint Louis	W	9-5
2/26	at Saint Louis	W	5-2
3/4	% vs. SE Louisiana	W	8-2
3/7	at Vanderbilt	W	5-4
3/8	at Belmont	W	13-5
3/10	at Tennessee Tech	W	17-3
3/11	at Tennessee Tech	W	18-10
3/12	at Tennessee Tech	W	8-5
3/14	<b>North Dakota State</b>	<b>W</b>	<b>13-4</b>
3/15	<b>North Dakota State</b>	<b>W</b>	<b>12-6</b>
3/17	<b>Northern Colorado</b>	<b>W</b>	<b>2-0</b>
3/18	<b>Northern Colorado</b>	<b>W</b>	<b>6-1</b>
3/24	* at Bradley	L	0-4
3/25	* at Bradley	W	7-5
3/26	* at Bradley	L	0-3
3/31	! * #13 <b>Wichita State</b>	<b>W (11)</b>	<b>2-1</b>
4/1	* #13 <b>Wichita State</b>	<b>W</b>	<b>3-0</b>
4/2	* #13 <b>Wichita State</b>	<b>L (8)</b>	<b>1-3</b>
4/4	! #6 <b>Nebraska</b>	<b>L</b>	<b>4-6</b>
4/8	* <b>Illinois State</b>	<b>W</b>	<b>8-6</b>
4/9	* <b>Illinois State</b>	<b>W (7)</b>	<b>14-4</b>
4/8	* <b>Illinois State</b>	<b>L</b>	<b>13-14</b>
4/11	<b>Kansas State</b>	<b>L</b>	<b>4-5</b>
4/14	* at Southern Illinois	L (10)	2-3
4/15	* at Southern Illinois	W	2-1
4/16	* at Southern Illinois	L	2-7
4/18	at #4 <b>Nebraska</b>	L	2-4
4/21	* <b>Evansville</b>	<b>L</b>	<b>2-9</b>
4/22	* <b>Evansville</b>	<b>W (8)</b>	<b>13-3</b>
4/23	* <b>Evansville</b>	<b>L</b>	<b>1-7</b>
4/26	@ vs. #30 <b>Kansas</b>	W	1-9
5/5	* at Missouri State	L	10-6
5/6	* at Missouri State	W (7)	10-0
5/7	* at Missouri State	L	3-8
5/9	at North Dakota State	W (7)	3-2
5/9	at North Dakota State	W (7)	3-0
5/12	! * <b>Indiana State</b>	<b>W</b>	<b>6-3</b>
5/13	! * <b>Indiana State</b>	<b>W</b>	<b>5-0</b>
5/14	* <b>Indiana State</b>	<b>W</b>	<b>6-3</b>
5/16	! #10 <b>Nebraska</b>	<b>L</b>	<b>1-4</b>
5/18	* at Northern Iowa	L	6-12
5/19	* at Northern Iowa	W	4-3
5/20	* at Northern Iowa	L	0-3
5/24	^ at Wichita State	W	11-8
5/25	^ vs. Missouri State	L	1-3
5/26	^ vs. Bradley	L	0-1

& - Played in Mesa, Ariz.  
 % - Played in Cape Girardeau, Mo.  
 @ - Best of the Midwest Tournament, Kansas City, Mo.  
 \* - MVC Regular Season game  
 ! - Played in Rosenblatt Stadium  
 ^ - MVC Tournament at Wichita State



# Year-by-Year Results

## 2007: 45-16, 19-5 MVC

### NCAA Regionals (1-2)

Head Coach: Ed Servais

Date	Opponent	W/L	Score
2/9	\$ vs. Gardner-Webb	W	4-3
2/10	at #25 Winthrop	L	3-4
2/11	\$ vs. Maryland	L	4-10
2/23	# vs. Arkansas State	W	6-3
2/24	at Lamar	L	3-12
2/25	# vs. Northwestern	L	3-4
3/3	at Arkansas-Little Rock	W	10-6
3/3	at Arkansas-Little Rock	W (10)	4-2
3/4	at Arkansas-Little Rock	W	8-4
3/6	at Oklahoma	L	2-4
3/7	at Oklahoma	L	2-8
3/9	Saint Louis	W	6-1
3/10	Saint Louis	W (10)	5-4
3/11	Saint Louis	W	14-0
3/13	South Dakota State	L	4-13
3/16	North Dakota State	W	7-4
3/17	North Dakota State	W	5-3
3/18	North Dakota State	W	10-6
3/18	North Dakota State	W	9-8
3/23	* at Evansville	L	0-6
3/24	* at Evansville	W	4-3
3/25	* at Evansville	W	9-1
3/27	#25 Missouri	W	4-3
3/30	* Northern Iowa	W	13-3
4/1	* Northern Iowa	W	10-5
4/1	* Northern Iowa	W	8-1
4/3	! Nebraska	L	10-12
4/6	* at #8 Wichita State	W	3-2
4/7	* at #8 Wichita State	L	1-2
4/8	* at #8 Wichita State	L	1-7
4/11	at Kansas State	W	3-1
4/13	* Bradley	W	4-2
4/14	* Bradley	W	4-2
4/15	* Bradley	W	3-2
4/17	at Nebraska	W	2-1
4/20	* at Indiana State	W	15-5
4/21	* at Indiana State	W	3-2
4/22	* at Indiana State	W (7)	16-0
4/27	Northern Colorado	W	8-4
4/28	Northern Colorado	W	9-4
4/29	Northern Colorado	W	17-6
5/4	! * Southern Illinois	L (11)	3-4
5/5	! * Southern Illinois	W	5-2
5/6	* Southern Illinois	W	7-0
5/9	at North Dakota State	W (7)	12-2
5/9	at North Dakota State	W (7)	13-5
5/11	* at Illinois State	W	10-3
5/12	* at Illinois State	W	5-3
5/13	* at Illinois State	W	7-3
5/15	! Nebraska	W	9-2
5/17	* Missouri State	W	1-0
5/18	* Missouri State	W	3-2
5/19	* Missouri State	L	3-4
5/23	^ vs. Southern Illinois	W	8-5
5/24	^ vs. Bradley	W	2-0
5/25	^ vs. Bradley	W (7)	17-2
5/26	^ vs. #12 Wichita State	L	1-2
5/26	^ vs. #12 Wichita State	W (12)	10-9
6/1	& vs. #22 Oklahoma State	L	4-6
6/2	& vs. Albany	W	21-11
6/3	& at #11 Arkansas	L	0-6

\$ - Played in Rock Hill, S.C.

# - Played in Beaumont, Texas

\* - MVC Regular Season game

! - Played in Rosenblatt Stadium

^ - MVC Tournament at Missouri State

& - NCAA Regional (Fayetteville, Ark.)

## 2008: 37-21, 16-8 MVC

Head Coach: Ed Servais

Date	Opponent	W/L	Score
2/22	at Washington State	W	8-4
2/23	at Washington State	L	3-8
2/24	at Washington State	L	4-5
3/1	at Tennessee-Martin	W	9-4
3/1	at Tennessee-Martin	W	12-1
3/2	at Tennessee-Martin	W	8-2
3/5	at Memphis	W	11-3
3/5	at Memphis	W	10-8
3/7	\$ vs. Western Carolina	L	8-11
3/8	\$ vs. Michigan State	W	15-1
3/9	\$ at #6 Rice	L	6-7
3/15	Chicago State	W (7)	11-0
3/15	Chicago State	W (7)	7-0
3/16	Chicago State	W (7)	16-2
3/16	Chicago State	W (7)	9-0
3/18	Northern Colorado	W	5-4
3/19	Northern Colorado	W	8-5
3/21	* at Missouri State	L	8-9
3/22	* at Missouri State	L	1-3
3/23	* at Missouri State	W	8-4
3/25	South Dakota State	W (11)	9-8
3/26	at Kansas State	L	1-11
3/28	* Illinois State	W	4-0
3/29	* Illinois State	W	15-6
3/30	* Illinois State	W	5-0
4/4	* at Bradley	W	9-3
4/5	* at Bradley	W	12-3
4/6	* at Bradley	L (12)	3-4
4/9	North Dakota State	W (7)	2-0
4/9	North Dakota State	W (7)	1-0
4/12	! * #5 Wichita State	W	7-3
4/13	! * #5 Wichita State	L	3-11
4/13	! * #5 Wichita State	L	2-3
4/15	! Kansas State	W (11)	6-5
4/16	! Iowa	L	3-8
4/19	* at Northern Iowa	W	3-2
4/19	* at Northern Iowa	L	2-4
4/20	* at Northern Iowa	W	7-9
4/22	at #10 Nebraska	L	3-4
4/23	! #10 Nebraska	L	7-16
4/25	* Evansville	W	9-4
4/26	* Evansville	W	7-1
4/27	* Evansville	W (7)	13-1
5/3	* at Southern Illinois	W	5-0
5/3	* at Southern Illinois	W (10)	9-8
5/4	* at Southern Illinois	L	4-5
5/6	at #14 Missouri	L	4-5
5/9	* Indiana State	W (12)	6-5
5/11	* Indiana State	W	5-2
5/11	* Indiana State	W	7-4
5/13	! #6 Nebraska	L	1-8
5/15	! Louisiana-Monroe	W	8-5
5/16	! Louisiana-Monroe	W	8-3
5/17	Louisiana-Monroe	L	2-7
5/21	^ vs. Bradley	W (8)	14-2
5/22	^ vs. Missouri State	L	5-9
5/22	^ vs. Northern Iowa	W	4-2
5/23	^ vs. Southern Illinois	L	5-6

\$ - Played in Houston, Texas

\* - MVC Regular Season game

^ - MVC Tournament at Wichita State

! - Played in Rosenblatt Stadium

## 2009: 31-25, 14-9 MVC

Head Coach: Ed Servais

Date	Opponent	W/L	Score
2/20	at Sam Houston State	L	6-8
2/21	at Sam Houston State	L (10)	3-4
2/21	at Sam Houston State	L	5-7
2/22	at Sam Houston State	L (11)	4-5
2/27	\$ vs. Dayton	L	1-3
2/28	\$ vs. Gonzaga	L	3-11
3/1	\$ vs. Notre Dame	W	6-3
3/3	at Kansas State	L	1-12
3/6	@ vs. Stony Brook	L	2-8
3/7	@ vs. Albany	W	20-5
3/7	@ at #16 Coastal Carolina	L	7-8
3/8	@ vs. IPFW	W	7-2
3/10	@ at #14 Coastal Carolina	L	0-1
3/11	at UNC Wilmington	L	2-6
3/14	South Dakota State	W	8-2
3/15	South Dakota State	L	2-4
3/15	South Dakota State	W	12-3
3/20	* at Indiana State	W	7-3
3/21	* at Indiana State	W	9-4
3/22	* at Indiana State	L	3-8
3/24	North Dakota	W	13-6
3/25	North Dakota	L	6-7
3/28	* Southern Illinois	W	4-3
3/28	* Southern Illinois	W	4-3
3/29	* Southern Illinois	W (7)	10-0
4/1	! Kansas State	W	5-1
4/3	* at Evansville	W	7-4
4/4	* at Evansville	L	3-4
4/5	* at Evansville	W (10)	10-5
4/7	at Nebraska	W	15-0
4/10	! * Northern Iowa	W	3-2
4/11	! * Northern Iowa	L	0-2
4/12	* Northern Iowa	W (7)	14-1
4/14	! Kansas	L (10)	6-7
4/15	! Air Force	W (7)	6-5
4/15	! Air Force	W (7)	6-0
4/17	Illinois-Chicago	W	9-4
4/19	Illinois-Chicago	W	4-3
4/21	! Nebraska	L (12)	3-4
4/24	! * Bradley	W	7-2
4/25	* Bradley	W	5-0
4/28	at South Dakota State	W	5-2
4/29	at Iowa	W	12-3
5/1	* at Illinois State	W	8-3
5/2	* at Illinois State	W	12-2
5/3	* at Illinois State	W	10-6
5/8	* Missouri State	L	5-6
5/9	! * Missouri State	L	7-10
5/10	* Missouri State	L	3-8
5/14	* at Wichita State	L	1-4
5/15	* at Wichita State	L	2-5
5/16	* at Wichita State	L (7)	1-11
5/20	^ vs. Southern Illinois	W	5-1
5/21	^ at Wichita State	W (7)	11-0
5/22	^ vs. Missouri State	W (10)	7-6
5/23	^ at Wichita State	L	2-4

\$ - Phoenix Classic played in Phoenix, Ariz.

@ - Caravelle Tournament in Conway, S.C.

\* - MVC Regular Season game

^ - MVC Tournament at Wichita State

! - Played in Rosenblatt Stadium

## 2010: 27-25, 9-12 MVC

Head Coach: Ed Servais

Date	Opponent	W/L	Score
2/20	\$ SIU Edwardsville	W	22-0
2/20	at Central Arkansas	W	3-2
2/27	# vs. Northwestern State	L	7-8
2/28	# at Stephen F. Austin	W (10)	9-8
3/5	% vs. N. Colorado	W	15-8
3/5	% at Sam Houston State	W (10)	6-5
3/6	% vs. Northern Colorado	L	3-10
3/7	% at Sam Houston State	L	10-11
3/10	at UT Arlington	W	11-5
3/12	& vs. South Dakota State	W	4-2
3/13	& at Minnesota	W	6-4
3/13	& vs. Harvard	L	2-5
3/16	at #25 Kansas State	W	7-4
3/19	at Illinois-Chicago	W	13-10
3/23	at Kansas	L	4-5
3/26	* at Southern Illinois	W	4-2
3/27	* at Southern Illinois	W	2-1
4/2	* at Southern Illinois	L (11)	4-5
4/2	! * Indiana State	L	5-8
4/3	! * Indiana State	L (10)	3-5
4/4	* Indiana State	W	7-6
4/6	at Nebraska	W	13-5
4/7	! Kansas	L	4-5
4/9	* Illinois State	L	6-7
4/10	* Illinois State	L	6-7
4/11	* Illinois State	L	2-6
4/16	* at Bradley	W	7-5
4/17	* at Bradley	L	4-8
4/18	* at Bradley	W	12-3
4/20	! Nebraska	W	8-5
4/23	* at Missouri State	W	8-2
4/25	* at Missouri State	L	4-5
4/25	* at Missouri State	L	5-6
4/27	Air Force	L (7)	3-4
4/27	Air Force	L (7)	2-6
4/28	! Iowa	W	15-10
4/30	! * Evansville	W	3-2
5/1	* Evansville	W	7-3
5/2	* Evansville	W (7)	15-5
5/7	! * Wichita State	L	0-8
5/8	! * Wichita State	L	3-8
5/9	* Wichita State	L	7-8
5/14	! Seattle	L	4-6
5/15	Seattle	W	3-1
5/16	Seattle	W	3-2
5/18	! Nebraska	L	5-21
5/21	New Orleans	W	10-1
5/22	New Orleans	W	14-8
5/22	! New Orleans	L	5-11
5/25	^ vs. Indiana State	L (10)	7-8
5/26	^ vs. Bradley	W (12)	6-5
5/27	^ vs. Indiana State	L	7-9

# - Stephen F. Austin Invitational in Nacogdoches, Texas

% - Bearkat Invitational in Huntsville, Texas

& - Metrodome Tournament in Minneapolis, Minn.

! - Played in Rosenblatt Stadium

\* - MVC Regular Season game

^ - MVC Tournament at Wichita State

\$ - Played in Conway, Ark.

# Year-by-Year Results

2011: 45-16, 15-6 MVC NCAA Regionals (1-2) Head Coach: Ed Servais				2012: 28-30, 6-14 MVC NCAA Regionals (2-2) Head Coach: Ed Servais				2013: 30-18, 13-8 MVC Head Coach: Ed Servais				2014: 32-17-1, 14-4 BIG EAST Head Coach: Ed Servais			
Date	Opponent	W/L	Score	Date	Opponent	W/L	Score	Date	Opponent	W/L	Score	Date	Opponent	W/L	Score
2/19	% vs. Toledo	W	5-1	2/17	at Central Arkansas	W	4-3	2/15	at Dallas Baptist	W	11-9	2/14	at Arkansas-Little Rock	L	1-5
2/19	% vs. Canisius	W	6-3	2/18	at Central Arkansas	W (10)	7-3	2/16	at Dallas Baptist	W	15-6	2/15	at Arkansas-Little Rock	L	4-7
2/20	% vs. Canisius	L	1-4	2/19	at Central Arkansas	W	5-1	2/17	at Dallas Baptist	W	3-1	2/16	at Arkansas-Little Rock	L	1-7
2/22	at Kansas	W	4-3	2/24	at Portland	L (10)	2-3	3/1	# at BYU	W	0-9	2/21	% vs. Minnesota	L	5-10
2/25	at New Mexico	W	4-3	2/26	vs. Portland	L	3-5	3/1	# at BYU	W	5-1	2/22	% vs. Minnesota	W	11-4
2/26	at New Mexico	W	10-6	3/2	at UC Davis	W	7-6	3/2	# at BYU	L	5-14	2/23	% vs. Minnesota	W	8-0
2/26	at New Mexico	W	4-3	3/3	at UC Davis	L	3-6	3/8	\$ vs. Arkansas-Little Rock	W	4-2	2/28	at Charlotte	W (10)	7-6
2/27	at New Mexico	W (11)	8-7	3/4	at UC Davis	W	7-6	3/9	\$ at Austin Peay	L	8-9	3/1	at Charlotte	W	3-1
3/6	at Arkansas State	W	5-2	3/6	at California	L	5-7	3/10	\$ vs. Milwaukee	W	14-6	3/2	at Charlotte	T (10)	5-5
3/6	at Arkansas State	W	6-0	3/7	at Sacramento State	L	2-7	3/12	at SE Missouri State	W	17-2	3/8	\$ at Arkansas State	W	7-3
3/7	at Arkansas State	L	6-8	3/9	at Pacific	W	11-9	<b>3/14</b>	<b>North Dakota</b>	<b>W</b>	<b>4-1</b>	3/9	\$ at Arkansas State	W	5-4
3/9	at Central Arkansas	L	7-8	3/10	at Pacific	L	3-9	<b>3/15</b>	<b>Pacific</b>	<b>W</b>	<b>7-2</b>	3/10	at Arkansas State	L	2-6
<b>3/11</b>	<b>South Dakota State</b>	<b>W</b>	<b>6-0</b>	3/11	at Pacific	W	12-2	<b>3/16</b>	<b>Pacific</b>	<b>L</b>	<b>2-5</b>	3/11	at Central Arkansas	W	10-2
<b>3/12</b>	<b>South Dakota State</b>	<b>W</b>	<b>6-3</b>	<b>3/13</b>	<b>BYU</b>	<b>W</b>	<b>2-0</b>	<b>3/17</b>	<b>Pacific</b>	<b>W</b>	<b>5-2</b>	<b>3/14</b>	<b>South Dakota State</b>	<b>W (10)</b>	<b>5-4</b>
<b>3/13</b>	<b>South Dakota State</b>	<b>W</b>	<b>13-0</b>	<b>3/14</b>	<b>Louisiana Tech</b>	<b>W</b>	<b>3-1</b>	<b>3/22</b>	* at Evansville	W	6-1	<b>3/15</b>	<b>South Dakota State</b>	<b>W</b>	<b>3-1</b>
3/16	at Air Force	L	1-2	<b>3/16</b>	<b>!North Dakota</b>	<b>L</b>	<b>1-4</b>	3/23	* at Evansville	L	1-4	3/19	at Nebraska	L (10)	4-5
3/16	at Air Force	W	11-9	<b>3/17</b>	<b>!North Dakota</b>	<b>W</b>	<b>12-3</b>	3/24	* at Evansville	W	6-2	<b>3/21</b>	<b>Fresno State</b>	<b>W</b>	<b>2-1</b>
3/19	\$ Valparaiso	W	1-0	<b>3/17</b>	<b>!North Dakota</b>	<b>W</b>	<b>16-3</b>	<b>3/29</b>	<b>Omaha</b>	<b>W</b>	<b>4-3</b>	<b>3/23</b>	<b>Fresno State</b>	<b>W</b>	<b>6-2</b>
3/19	at SIU Edwardsville	W (10)	4-3	3/23	* at Missouri State	L	0-3	3/30	at Omaha	W	11-4	<b>3/26</b>	<b>Kansas</b>	<b>L</b>	<b>0-11</b>
<b>3/21</b>	<b>BYU</b>	<b>W</b>	<b>6-5</b>	3/24	* at Missouri State	L	0-7	<b>3/31</b>	<b>Omaha</b>	<b>L</b>	<b>2-4</b>	<b>3/28</b>	<b>Kansas State</b>	<b>W</b>	<b>4-3</b>
<b>3/22</b>	<b>BYU</b>	<b>L</b>	<b>4-11</b>	3/25	* at Missouri State	L	3-5	4/2	at Kansas	W	6-4	<b>3/29</b>	<b>Kansas State</b>	<b>L</b>	<b>5-8</b>
<b>3/28</b>	<b>North Dakota State</b>	<b>W</b>	<b>3-2</b>	<b>3/27</b>	<b>Omaha</b>	<b>L</b>	<b>2-3</b>	<b>4/5</b>	<b>*Bradley</b>	<b>W</b>	<b>5-4</b>	<b>3/30</b>	<b>Kansas State</b>	<b>L</b>	<b>2-8</b>
<b>4/1</b>	<b>Portland</b>	<b>W</b>	<b>11-3</b>	<b>3/30</b>	<b>* Evansville</b>	<b>L</b>	<b>4-8</b>	<b>4/6</b>	<b>*Bradley</b>	<b>W</b>	<b>7-5</b>	<b>3/31</b>	<b>#25 UNLV</b>	<b>L</b>	<b>1-3</b>
<b>4/2</b>	<b>Portland</b>	<b>W</b>	<b>12-0</b>	<b>3/31</b>	<b>* Evansville</b>	<b>W (10)</b>	<b>3-2</b>	<b>4/7</b>	<b>*Bradley</b>	<b>W</b>	<b>7-3</b>	<b>4/5</b>	<b>North Dakota</b>	<b>W</b>	<b>6-2</b>
<b>4/3</b>	<b>Portland</b>	<b>W</b>	<b>4-3</b>	<b>4/1</b>	<b>* Evansville</b>	<b>L</b>	<b>0-1</b>	<b>4/12</b>	* at Indiana State	L	1-6	<b>4/5</b>	<b>North Dakota</b>	<b>W</b>	<b>4-3</b>
4/5	at Nebraska	L	5-8	<b>4/3</b>	<b>Kansas</b>	<b>W</b>	<b>7-3</b>	4/13	* at Indiana State	L	4-5	<b>4/6</b>	<b>North Dakota</b>	<b>W</b>	<b>8-6</b>
4/8	* at Illinois State	L	4-5	<b>4/6</b>	<b>* Indiana State</b>	<b>L</b>	<b>3-6</b>	4/14	* at Indiana State	L	3-5	<b>4/11</b>	<b>Nebraska</b>	<b>L</b>	<b>2-4</b>
4/9	* at Illinois State	W	8-2	<b>4/7</b>	<b>* Indiana State</b>	<b>L (12)</b>	<b>0-2</b>	<b>4/16</b>	<b>Kansas</b>	<b>W</b>	<b>12-4</b>	<b>4/8</b>	<b>* Georgetown</b>	<b>W</b>	<b>2-0</b>
4/10	* at Illinois State	W	6-5	<b>4/8</b>	<b>* Indiana State</b>	<b>W</b>	<b>8-0</b>	<b>4/19</b>	<b>* Southern Illinois</b>	<b>W</b>	<b>4-3</b>	<b>4/12</b>	<b>* Georgetown</b>	<b>W</b>	<b>13-4</b>
<b>4/12</b>	<b>Kansas State</b>	<b>W</b>	<b>7-6</b>	4/10	at Nebraska	L	3-5	<b>4/20</b>	<b>* Southern Illinois</b>	<b>W</b>	<b>5-3</b>	<b>4/12</b>	<b>* Georgetown</b>	<b>W</b>	<b>16-5</b>
4/15	* at Indiana State	W	4-0	<b>4/13</b>	<b>South Dakota State</b>	<b>L</b>	<b>2-5</b>	<b>4/21</b>	<b>* Southern Illinois</b>	<b>W</b>	<b>9-1</b>	4/17	* at Villanova	L	3-6
4/16	* at Indiana State	W	9-5	<b>4/15</b>	<b>South Dakota State</b>	<b>W</b>	<b>6-5</b>	<b>4/26</b>	<b>Nebraska</b>	<b>W</b>	<b>5-3</b>	4/18	* at Villanova	W	12-6
4/17	* at Indiana State	W	6-5	4/21	* at Southern Illinois	L	0-4	<b>4/27</b>	<b>Rutgers</b>	<b>W (11)</b>	<b>3-2</b>	4/19	* at Villanova	W	4-0
<b>4/19</b>	<b>Nebraska</b>	<b>L</b>	<b>1-2</b>	4/21	* at Southern Illinois	L	6-7	<b>4/28</b>	<b>Oklahoma State</b>	<b>L</b>	<b>5-6</b>	<b>4/22</b>	<b>Omaha</b>	<b>L</b>	<b>1-4</b>
<b>4/22</b>	<b>* Southern Illinois</b>	<b>W (10)</b>	<b>5-4</b>	4/22	* at Southern Illinois	L	5-6	<b>4/30</b>	<b>Kansas State</b>	<b>L</b>	<b>3-6</b>	<b>4/25</b>	<b>* Butler</b>	<b>W</b>	<b>8-1</b>
<b>4/23</b>	<b>* Southern Illinois</b>	<b>L</b>	<b>2-3</b>	<b>4/24</b>	<b>Nebraska</b>	<b>L</b>	<b>1-4</b>	5/3	* at Illinois State	L	2-9	<b>4/26</b>	<b>* Butler</b>	<b>W</b>	<b>2-1</b>
<b>4/24</b>	<b>* Southern Illinois</b>	<b>L</b>	<b>1-2</b>	<b>4/28</b>	<b>* Illinois State</b>	<b>W (15)</b>	<b>6-5</b>	5/4	* at Illinois State	L	0-6	<b>4/26</b>	<b>* Butler</b>	<b>W</b>	<b>4-2</b>
<b>4/26</b>	<b>Kansas</b>	<b>W</b>	<b>5-3</b>	<b>4/28</b>	<b>* Illinois State</b>	<b>L</b>	<b>2-7</b>	5/5	* at Illinois State	W (11)	9-4	<b>5/2</b>	<b>* Seton Hall</b>	<b>L</b>	<b>2-8</b>
<b>4/29</b>	<b>* Bradley</b>	<b>W</b>	<b>7-3</b>	5/4	* at Bradley	L	1-3	<b>5/8</b>	<b>South Dakota State</b>	<b>W</b>	<b>7-1</b>	<b>5/3</b>	<b>* Seton Hall</b>	<b>W (10)</b>	<b>4-3</b>
<b>4/30</b>	<b>* Bradley</b>	<b>W</b>	<b>10-1</b>	5/5	* at Bradley	W	7-4	5/10	* at Wichita State	W	6-5	<b>5/4</b>	<b>* Seton Hall</b>	<b>W (10)</b>	<b>8-7</b>
<b>5/1</b>	<b>* Bradley</b>	<b>W (7)</b>	<b>16-6</b>	5/6	* at Bradley	W	4-2	5/11	* at Wichita State	W	3-1	5/9	* at St. John's	L	5-6
5/6	* at Wichita State	L	0-8	<b>5/8</b>	<b>Nebraska</b>	<b>W</b>	<b>8-1</b>	5/12	* at Wichita State	L	1-4	5/11	* at St. John's	W	13-11
5/7	* at Wichita State	W	7-5	<b>5/9</b>	<b>Omaha</b>	<b>W</b>	<b>6-1</b>	<b>5/14</b>	<b>Nebraska</b>	<b>L</b>	<b>9-12</b>	5/11	* at St. John's	W	15-5
5/8	* at Wichita State	L	3-12	<b>5/11</b>	<b>Dallas Baptist</b>	<b>W</b>	<b>4-1</b>	<b>5/16</b>	<b>* Missouri State</b>	<b>W</b>	<b>4-3</b>	<b>5/13</b>	<b>Stephen F. Austin</b>	<b>W</b>	<b>10-8</b>
<b>5/10</b>	<b>Nebraska</b>	<b>W</b>	<b>9-8</b>	<b>5/12</b>	<b>Dallas Baptist</b>	<b>L</b>	<b>2-5</b>	<b>5/17</b>	<b>* Missouri State</b>	<b>L</b>	<b>2-3</b>	5/15	* at Xavier	L	4-9
5/14	* at Evansville	W (12)	2-1	<b>5/13</b>	<b>Dallas Baptist</b>	<b>L</b>	<b>6-8</b>	5/18	* Missouri State	W	6-3	5/16	* at Xavier	W	7-2
5/15	* at Evansville	W	4-0	<b>5/15</b>	<b>Iowa</b>	<b>L</b>	<b>4-5</b>	5/21	^ vs. Indiana State	L	3-4	5/17	* at Xavier	W (12)	7-6
5/16	* at Evansville	L	1-10	<b>5/17</b>	<b>* Wichita State</b>	<b>W</b>	<b>7-3</b>	5/22	^ vs. Wichita State	L	4-11	5/22	^ vs. Xavier	W	9-2
5/17	at Iowa	W	5-3	<b>5/18</b>	<b>* Wichita State</b>	<b>L</b>	<b>0-2</b>	# - Game played in St. George, Utah			5/23	^ vs. Seton Hall	W	2-1	
<b>5/19</b>	<b>* Missouri State</b>	<b>W</b>	<b>3-2</b>	<b>5/19</b>	<b>* Wichita State</b>	<b>L</b>	<b>1-5</b>	\$ - Riverview Inn Classic in Clarksville, Tenn.			5/25	^ vs. Xavier	L	0-5	
<b>5/20</b>	<b>* Missouri State</b>	<b>W</b>	<b>3-1</b>	5/22	^ vs. Indiana State	W	5-0	* - MVC Regular Season game			% - Played in Fort Myers, Fla.				
<b>5/21</b>	<b>* Missouri State</b>	<b>W</b>	<b>3-1</b>	5/23	^ vs. Illinois State	W	11-5	^ - MVC Tournament at Illinois State			& - Played in Millington, Tenn.				
<b>5/25</b>	<b>^ Bradley</b>	<b>W</b>	<b>4-1</b>	5/24	^ vs. Illinois State	W	10-3	# - MVC Regular Season game			* - BIG EAST Regular Season game				
<b>5/25</b>	<b>^ Missouri State</b>	<b>L</b>	<b>3-10</b>	5/26	^ vs. Southern Illinois	W	8-6	^ - MVC Tournament at Missouri State			^ - BIG EAST Tournament in New York City, N.Y.				
<b>5/26</b>	<b>^ Southern Illinois</b>	<b>W</b>	<b>5-0</b>	6/1	& at UCLA	L	0-3	& - NCAA Tournament (Los Angeles, Calif.)							
<b>5/26</b>	<b>^ Missouri State</b>	<b>W</b>	<b>6-5</b>	6/2	& vs. San Diego	W	8-2								
<b>5/27</b>	<b>^ Missouri State</b>	<b>W (12)</b>	<b>4-3</b>	6/3	& at New Mexico	W	7-2								
<b>5/28</b>	<b>^ Wichita State</b>	<b>W</b>	<b>3-1</b>	6/3	& vs. UCLA	L	5-13								
6/3	& vs. Georgia	W	2-1	! - Game played at CU Sports Complex											
6/4	& at #13 Oregon State	L	1-5	* - MVC Regular Season game											
6/5	& vs. Georgia	L (11)	4-5	^ - MVC Tournament at Missouri State											
% - Played at USA Baseball Training Facility; Cary, N.C.															
* - MVC Regular Season game															
^ - MVC Tournament at Creighton															
& - NCAA Tournament (Corvallis, Ore.)															
\$ - Played in Edwardsville, Ill.															

# Year-by-Year Results

2015: 32-19, 13-4 BIG EAST				2016: 38-17, 13-5 BIG EAST				2017: 24-25, 11-4 BIG EAST				2018: 34-16, 8-9 BIG EAST			
Head Coach: Ed Servais				Head Coach: Ed Servais				Head Coach: Ed Servais				Head Coach: Ed Servais			
Date	Opponent	W/L	Score	Date	Opponent	W/L	Score	Date	Opponent	W/L	Score	Date	Opponent	W/L	Score
2/13	at CSU Bakersfield	W	5-0	2/19	at Fresno State	L	1-2	2/17	at UAB	L	2-3	2/16	% vs. Northeastern	W	15-7
2/14	at CSU Bakersfield	W	5-1	2/20	at Fresno State	L	1-2	2/18	at UAB	L	1-5	2/17	% vs. Northeastern	L	7-12
2/15	at CSU Bakersfield	W	10-4	2/21	at Fresno State	L	3-7	2/19	at UAB	L	1-14	2/18	% vs. Northeastern	L	3-8
2/20	at Northwestern State	W (10)	4-3	2/26	at Stetson	W	5-1	2/24	% at Santa Clara	W	3-1	2/23	at UC Davis	W	6-3
2/20	at Northwestern State	L	2-6	2/27	at Stetson	W	4-1	2/25	% vs. Michigan	L (10)	6-7	2/24	at UC Davis	W	9-6
2/27	at Tulane	L	2-8	2/28	at Stetson	W	7-5	2/26	% vs. Saint Louis	L	3-7	2/25	at UC Davis	W (11)	10-7
2/28	at Tulane	W	7-2	3/4	at Murray State	W	7-2	3/3	at Abilene Christian	L (10)	2-3	3/2	at Central Arkansas	W	12-5
3/1	at Tulane	L	2-3	3/5	at Murray State	W	9-4	3/4	at Abilene Christian	L (10)	7-8	3/3	at Central Arkansas	L	2-6
3/7	Minnesota	L (12)	6-8	3/6	at Murray State	W	10-5	3/5	at Abilene Christian	L	3-4	3/4	at Central Arkansas	L	6-7
3/8	Minnesota	L	0-9	3/9	at Kansas State	L	2-8	3/8	at Air Force	L (7)	9-12	3/6	at Arkansas-Pine Bluff	W	10-6
3/10	at Kansas State	L	5-10	3/11	UAB	W	2-1	3/8	at Air Force	L (7)	5-7	3/9	at Minnesota	W	7-3
3/11	at Kansas State	W	6-3	3/12	UAB	W	3-1	3/17	Utah Valley	L (11)	1-2	3/10	at Minnesota	W	7-3
3/13	Utah Valley	W	6-2	3/13	UAB	W	4-3	3/18	Utah Valley	W	3-2	3/11	at Minnesota	L	1-15
3/14	Utah Valley	W	4-3	3/18	North Dakota	W	7-1	3/18	Utah Valley	W	6-5	3/13	at Kansas State	W	13-3
3/14	Utah Valley	L	1-2	3/20	North Dakota	W (7)	5-0	3/19	Utah Valley	W	19-5	3/17	Wichita State	W	3-1
3/15	Utah Valley	W	11-3	3/20	North Dakota	W	7-1	3/22	at Kansas	W	7-3	3/18	Wichita State	L	4-7
3/17	South Dakota State	W	4-2	3/22	Kansas State	W	5-4	3/26	UC Davis	L	1-12	3/23	at Illinois State	W	5-1
3/22	at Stony Brook	W	8-3	3/25	Stony Brook	W	5-4	3/27	UC Davis	W	2-1	3/23	at Illinois State	W	7-5
3/25	Air Force	W (14)	4-3	3/27	Stony Brook	W	4-0	3/28	UC Davis	W	4-3	3/27	Nebraska	W	3-1
3/27	Stetson	W	6-5	3/27	Stony Brook	W (10)	4-0	3/31	Winthrop	W	7-1	3/30	Evansville	W	2-1
3/28	Stetson	W	3-2	3/29	at Nebraska	L	2-8	4/1	Winthrop	L	0-4	3/31	Evansville	W	5-4
3/29	Stetson	W	15-5	4/1	Jacksonville	L (10)	3-4	4/2	Winthrop	L	1-2	4/1	Evansville	W	12-7
3/31	at #18 Nebraska	L	1-5	4/2	Jacksonville	W	4-0	4/4	at Nebraska	L	6-14	4/4	Kansas State	W	8-3
4/2	* at Georgetown	L	3-4	4/3	Jacksonville	W	2-1	4/7	* #14 St. John's	L (14)	2-3	4/7	& * vs. Butler	L	4-6
4/4	* at Georgetown	W	4-2	4/8	* Seton Hall	W	3-1	4/8	* #14 St. John's	W	7-4	4/8	& * vs. Butler	W	3-2
4/4	* at Georgetown	W	4-3	4/9	* Seton Hall	W	7-1	4/9	* #14 St. John's	W	5-1	4/10	South Dakota State	W	9-4
4/10	* Xavier	W	8-2	4/10	* Seton Hall	L	4-5	4/11	South Dakota State	W (11)	6-5	4/11	Kansas	W	14-11
4/11	* Xavier	W	6-1	4/12	Nebraska	W	4-3	4/13	* at Georgetown	W	7-5	4/13	* at St. John's	L	2-6
4/12	* Xavier	W	3-1	4/13	South Dakota State	W (11)	6-5	4/14	* at Georgetown	W	6-4	4/14	* at St. John's	L	1-5
4/14	#23 Nebraska	L	6-7	4/15	* Butler	W	2-1	4/15	* at Georgetown	W	11-9	4/14	* at St. John's	L	3-4
4/17	* St. John's	W	6-0	4/16	* Butler	W	6-4	4/18	Nebraska	W	5-2	4/17	Omaha	W	9-2
4/18	* St. John's	L	1-4	4/17	* Butler	W (10)	4-3	4/21	* Villanova	W	6-5	4/20	* at Xavier	W	24-8
4/21	Omaha	W	8-2	4/19	at Arkansas	L	2-6	4/22	* Villanova	W	11-2	4/21	* at Xavier	W	7-3
4/24	* at Butler	W	5-1	4/22	at #20 Brigham Young	L	4-13	4/23	* Villanova	W	2-1	4/22	* at Xavier	L	8-12
4/26	* at Butler	L	1-2	4/23	at #20 Brigham Young	W	10-2	4/26	Wichita State	W (10)	4-3	4/24	at Nebraska	W	12-9
4/26	* at Butler	W	1-0	4/23	at #20 Brigham Young	W	8-5	4/28	* Xavier	L	1-2	4/27	* Georgetown	W	8-0
4/28	Nebraska	L	6-7	4/29	* at Villanova	W	9-3	5/5	* at Seton Hall	W	2-1	4/28	* Georgetown	L	3-6
4/29	% vs. South Dakota State	W	8-5	4/30	* at Villanova	W	10-4	5/6	* at Seton Hall	W	4-3	4/29	* Georgetown	L	1-8
5/1	* at Seton Hall	L	4-5	4/30	* at Villanova	W	6-5	5/6	* at Seton Hall	L	0-1	5/4	* Seton Hall	W	4-2
5/2	* at Seton Hall	W	10-7	5/6	* Georgetown	W	6-2	5/9	at Omaha	W	7-5	5/5	* Seton Hall	L	1-2
5/3	* at Seton Hall	W	4-2	5/7	* Georgetown	W	4-0	5/10	Nebraska	L	0-4	5/6	* Seton Hall	L	0-3
5/8	Nevada	L	4-5	5/8	* Georgetown	L	2-3	5/12	McNeese State	L	1-5	5/8	Nebraska	W	5-4
5/9	Nevada	L	0-4	5/10	at Wichita State	L	3-7	5/13	McNeese State	L	3-5	5/9	at Omaha	W	10-6
5/12	Arkansas	L	2-6	5/13	* at Xavier	W	4-2	5/14	McNeese State	L	4-9	5/11	* at Villanova	W	4-0
5/14	* Villanova	W	13-5	5/14	* at Xavier	L	5-6	5/18	* at Butler	W	3-1	5/12	* at Villanova	W	6-1
5/15	* Villanova	W	4-2	5/15	* at Xavier	L	4-6	5/19	* at Butler	L	1-7	5/12	* at Villanova	W	3-2
5/16	* Villanova	W	4-3	5/17	Omaha	W	2-1	5/25	^ Seton Hall	W	4-1	5/15	Omaha	W	8-1
5/21	^ Seton Hall	W	7-4	5/17	Nebraska	L	2-15	5/26	^ Xavier	L	6-7	5/17	California	W	5-3
5/22	^ St. John's	L	1-8	5/19	* at St. John's	W	6-3	5/27	^ #20 St. John's	L	2-10	5/18	California	W	4-2
5/23	^ Seton Hall	W	12-1	5/20	* at St. John's	W	8-2	% - Santa Clara Tournament			5/19	California	L	2-7	
5/24	^ St. John's	L	7-8	5/21	* at St. John's	L	2-6	* - BIG EAST Regular Season game			% - Played in Fort Myers, Fla.				
	% - Played in Sioux City, Iowa			5/26	^ vs. Seton Hall	W	6-5	^ - BIG EAST Tournament in Omaha, Neb.			& - Played in Edwardsville, Ill.				
	* - BIG EAST Regular Season game			5/27	^ vs. Xavier	L	3-5					* - BIG EAST Regular Season game			
	^ - BIG EAST Tournament in Omaha, Neb.			5/28	^ vs. St. John's	W (10)	4-3								
				5/29	^ vs. Xavier	L	7-8								
					* - BIG EAST Regular Season game										
					^ - BIG EAST Tournament in Aberdeen, Md.										



# Year-by-Year Results

## 2019: 41-13, 14-4 BIG EAST

Head Coach: Ed Servais

Date	Opponent	W/L	Score
2/15	at Arkansas-Little Rock	W	10-8
2/16	at Arkansas-Little Rock	W	13-8
2/17	at Arkansas-Little Rock	W	12-10 (11)
2/22	% vs. Texas State	W	6-5
2/23	% vs. Texas State	L	9-12
2/23	at McNeese State	W	11-7
3/1	at Wichita State	L	5-7
3/1	at Wichita State	L	3-4
3/12	at Saint Louis	W	12-11 (11)
3/13	at Saint Louis	W	9-4
3/15	at Evansville	L	1-7
3/16	at Evansville	L	0-11
3/17	at Evansville	W	10-4
3/22	at Maryland	W	3-2
3/23	at Maryland	W	5-3
3/24	at Maryland	W	8-6
3/26	Nebraska	L	3-6
3/30	Illinois State	W	17-3
3/31	Illinois State	W	8-7 (11)
3/31	Illinois State	W	7-3
4/5	Kansas State	W	4-0
4/6	Kansas State	L	2-9
4/7	Kansas State	W	11-1
4/9	at Nebraska	W	10-2
4/12	* at Butler	W	8-7 (10)
4/13	* at Butler	W	7-5
4/13	* at Butler	L	0-5
4/18	* at Seton Hall	W	5-1
4/19	* at Seton Hall	W	11-1
4/20	* at Seton Hall	W	3-1
4/23	Nebraska	W	2-1
4/24	at Kansas	W	6-5
4/26	* Xavier	L	1-8
4/28	* Xavier	W	5-0 (7)
4/28	* Xavier	L	1-3
4/30	at Omaha	W	6-2
5/3	* at Georgetown	W	7-3
5/3	* at Georgetown	W	14-2
5/4	* at Georgetown	W	7-4
5/10	* St. John's	W	11-0
5/11	* St. John's	L	4-6
5/12	* St. John's	W	4-2
5/14	Omaha	W	13-2
5/16	* Villanova	W	10-1
5/17	* Villanova	W	4-1
5/18	* Villanova	W	8-2
5/23	^ vs. Seton Hall	W	10-9
5/24	^ vs. St. John's	W	17-13
5/25	^ vs. Xavier	W	9-8
5/31	& vs. Michigan	L	0-6
6/1	& at #16 Oregon State	W	4-1
6/2	& vs. Cincinnati	W	6-1
6/2	& vs. Michigan	W	11-7
6/3	& vs. Michigan	L	6-17

% - Played in Lake Charles, La.  
\* - BIG EAST Regular Season game  
^ - BIG EAST Tournament (Mason, Ohio)  
& - NCAA Tournament (Corvallis, Ore.)

## 2020: 5-10

Head Coach: Ed Servais

Date	Opponent	W/L	Score
2/14	at Seattle	W	7-0 (7)
2/14	at Seattle	L	2-7
2/16	at Seattle	W	5-4
2/21	at San Jose State	W	7-0
2/22	at San Jose State	L	4-8
2/23	at San Jose State	L	8-9
2/28	at UNLV	L	4-6
2/29	at UNLV	W	4-3 (11)
3/1	at UNLV	L	3-12
3/4	at Kansas	L	2-3
3/7	Portland	W	6-1
3/7	Omaha	L	1-8
3/8	Portland	L	3-4
3/10	at Minnesota	L	3-5
3/11	at Minnesota	L	4-5

Season Shortened by Covid-19 Pandemic

## 2021: 24-15, 15-6 BIG EAST

Head Coach: Ed Servais

Date	Opponent	W/L	Score
2/26	at Lipscomb	W	11-4
2/27	at Belmont	L	2-3 (7)
2/27	at Belmont	W	9-3 (7)
2/28	at Lipscomb	L	5-7
3/5	at Omaha	W	10-3
3/6	at Omaha	W	15-2
3/7	at Omaha	L	2-5
3/19	at Kansas	L	6-7 (14)
3/20	at Kansas	L	3-11
3/20	at Kansas	L	3-11
3/21	at Kansas	L	4-7
3/27	Bradley	W	6-4
3/28	Bradley	W	9-5
4/9	* Villanova	W	9-2
4/10	* Villanova	W	10-0 (8)
4/11	* Villanova	W	8-0
4/17	San Jose State	W	5-0
4/18	San Jose State	W	6-4
4/23	* at Georgetown	W	6-0
4/23	* at Georgetown	W	5-0
4/24	* at Georgetown	W	4-2
4/25	* at Georgetown	L	2-3 (10)
4/30	* St. John's	W	6-1
5/1	* St. John's	W	11-4
5/1	* St. John's	L	1-4
5/2	* St. John's	W	11-4
5/8	* at Butler	W	11-10 (7)
5/8	* at Butler	W	8-2
5/14	* at Seton Hall	W	6-1
5/15	* at Seton Hall	L	0-15 (7)
5/15	* at Seton Hall	L	3-5
5/16	* at Seton Hall	W	3-1
5/20	* Xavier	L	5-10
5/21	* Xavier	L	2-6
5/21	* Xavier	W	3-2 (10)
5/22	* Xavier	W	3-2
5/27	^ Seton Hall	W	8-7
5/29	^ Connecticut	L	0-2
5/29	^ Xavier	L	1-2

\* - BIG EAST Regular Season game  
^ - BIG EAST Tournament (Mason, Ohio)

## 2022: 31-18, 15-5 BIG EAST

Head Coach: Ed Servais

Date	Opponent	W/L	Score
2/18	at Portland	L	2-12
2/19	at Portland	L	1-12 (7)
2/19	at Portland	L	3-4 (7)
2/20	at Portland	L	5-6
2/25	at Loyola Marymount	W	14-2
2/26	at Loyola Marymount	L	7-11
2/27	at Loyola Marymount	W	8-5
3/4	St. Thomas	W	3-1
3/6	St. Thomas	W	3-2 (15)
3/8	at Omaha	L	3-5
3/10	at Central Arkansas	W	10-3
3/13	% vs. UT-Martin	W	15-4 (8)
3/18	Minnesota	W	5-4
3/19	Minnesota	W	14-7
3/20	Minnesota	W	4-2
3/25	at Wichita State	W	6-1
3/26	at Wichita State	W	8-3
3/27	at Wichita State	L	3-6
3/29	Nebraska	W	3-2
4/1	The Citadel	W	11-2
4/2	The Citadel	W	5-3
4/3	The Citadel	W	8-3
4/5	at Kansas State	L	5-7
4/8	* Georgetown	W	8-5
4/9	* Georgetown	W	12-1
4/10	* Georgetown	W	14-2
4/14	* at St. John's	W	5-3
4/16	* at St. John's	W	5-4
4/16	* at St. John's	W	4-2
4/18	Arizona	L	0-6
4/19	Arizona	L	1-3
4/22	* Seton Hall	W	8-1
4/23	* Seton Hall	W	14-1
4/24	* Seton Hall	L	9-10
4/29	* at Xavier	W	8-7
4/30	* at Xavier	W	11-9
5/1	* at Xavier	L	3-9
5/6	* at #15 Connecticut	L	1-3
5/7	* at #15 Connecticut	L	5-6
5/8	* at #15 Connecticut	L	5-6
5/10	Omaha	L	3-5
5/13	* Butler	W	3-1
5/14	* Butler	W	14-6
5/15	* Butler	W	4-3
5/19	* at Villanova	W	7-1
5/21	* at Villanova	W	7-5 (10)
5/27	^ vs. Xavier	W	6-5
5/28	^ at Connecticut	L	1-7
5/28	^ vs. Xavier	L	8-27

% - Played in Conway, Ark.  
\* - BIG EAST Regular Season game  
^ - BIG EAST Tournament (Mason, Ohio)

## 2023: 25-24, 10-11 BIG EAST

Head Coach: Ed Servais


Date	Opponent	W/L	Score
2/17	at McNeese State	L	0-1
2/18	at McNeese State	W	9-4
2/19	at McNeese State	W	5-1
2/24	at Coastal Carolina	L	12-14
2/25	at Coastal Carolina	L	5-14
2/26	at Coastal Carolina	W	10-5
3/3	at Cal State Northridge	W	7-6
3/4	at Cal State Northridge	L	8-12
3/5	at Cal State Northridge	L	3-4
3/10	@ vs. BYU	W	8-6
3/11	@ vs. BYU	W	15-5
3/15	Kansas State	L	0-3
3/18	at Wichita State	W	13-6 (14)
3/19	at Wichita State	L	2-12 (7)
3/21	Nebraska	W	6-5
3/24	Minnesota	W	5-2
3/25	Minnesota	L	0-3
3/29	at Kansas	L	1-3
4/1	St. Thomas	W	15-4
4/1	St. Thomas	W	8-5
4/2	St. Thomas	W	7-2
4/4	at Omaha	L	1-4
4/6	* Villanova	W	6-0
4/7	* Villanova	W	2-0
4/8	* Villanova	L	6-8 (10)
4/10	at Kansas State	L	0-10 (7)
4/14	* at Georgetown	W	15-11
4/15	* at Georgetown	L	3-8
4/16	* at Georgetown	L	1-13 (7)
4/18	at Nebraska	W	6-5
4/21	* St. John's	W	12-7
4/22	* St. John's	W	10-2
4/23	* St. John's	W	8-7
4/25	UNLV	L	7-10
4/26	UNLV	W	8-7
4/28	* at Butler	W	16-3
4/29	* at Butler	W	5-3
4/30	* at Butler	W	6-3 (11)
5/5	* Xavier	L	0-11
5/6	* Xavier	L	1-4
5/7	* Xavier	L	1-3
5/12	* at Seton Hall	L	0-7
5/13	* at Seton Hall	L	2-4
5/14	* at Seton Hall	L	6-11
5/16	Omaha	W	4-2
5/18	* #9 Connecticut	W	7-6
5/19	* #9 Connecticut	L	3-6
5/20	* #9 Connecticut	L	0-10 (8)

@ - Played in Lawrence, Kan.  
\* - BIG EAST Regular Season game

\* Records prior to 1966 were not accurately kept and results from some years between 1966 and 2001 are also incomplete. The lack of accurate records is reflected in these results.







# ***This is Creighton***







## Bluejay Athletics on the Web

Visit the official home page of the Bluejays at [www.gocreighton.com](http://www.gocreighton.com) to get the latest news on Creighton athletics. The site contains updated as well as archived rosters, schedules and statistics, media guides, photo galleries and links on everything related to Bluejay athletics.

## For More Information

For more information on Creighton University, check out the University's website at [www.creighton.edu](http://www.creighton.edu), or call the Admissions Office at 1-800-282-5835 (toll free) or 402-280-2703.

## Social Media Links

For more information about Creighton University, visit us on Facebook or Twitter at:

[Facebook.com/creightonuniversity](https://www.facebook.com/creightonuniversity)

[Facebook.com/gocreighton](https://www.facebook.com/gocreighton)

[Twitter.com/creighton](https://twitter.com/creighton)

[Twitter.com/gocreighton](https://twitter.com/gocreighton)

## History of Billy Bluejay

Billy Bluejay is the official mascot of the Creighton University Athletics Department. Creighton is a private, Jesuit NCAA Division I school in Omaha, Neb., founded in 1878.

Prior to 1924, with no official athletics nickname, University publications and news media often referred to Creighton athletic teams by the school's colors – the "White and Blue," or vice versa. Because of Creighton's location atop a bluff, the team was occasionally designated unofficially as the "Hilltoppers," but the name lost favor because at least six other teams in the country went by the same nickname. At the behest of Creighton's Athletics Board and Alumni Association, the *Omaha Bee* newspaper coordinated a public contest in late 1923 to select a nickname and mascot for Creighton University athletic teams. After reviewing 200 entries, the Athletics Board decided upon "Bluejays" because the color of the bird was in keeping with school colors.

The Bluejays were originally depicted by an ornithologically correct rendition of the bird. In 1941, Creighton alumnus Joseph P. Murphy, a 1931 graduate of the College of Business and, at the time, a Creighton journalism professor and the head of its public relations department, designed a graphical image of the bird with a more human stance and expression.

Murphy's 1941 design remained largely intact for the past 72 years with only minor revisions. While it is unclear on the exact year the first walking costume mascot modeled after Murphy's 1941 graphical image appeared publicly or the first time the image or mascot were referred to as "Billy Bluejay," many costumes were created, changed/re-designed over the past seven decades as Billy became a fixture at Creighton Athletics events, roaming the sidelines to cheer on his beloved Bluejays.

In October, 2013, in conjunction with Creighton's move to the BIG EAST Conference, the University unveiled a new Athletics brand – athletic logo, sport-specific logos and corresponding secondary marks designed to increase overall awareness of the Creighton University Bluejays - locally, regionally and nationally. The new logo was designed to build on the history, tradition and love of previous Billy Bluejay icons while maintaining the integrity of the past and establishing the new Creighton Bluejay brand as a distinct and recognizable identity in the BIG EAST.

Creighton Athletics turned to Street Characters to provide an updated Billy Bluejay walking mascot costume, one that was more vibrant, more athletic and one that more closely resembled the new athletics brand. The new-look Billy Bluejay walking mascot costume made his first public appearance in front of over 17,000 fans when the Creighton men's basketball team hosted Nebraska on Dec. 8 at CHI Health Center Omaha.







## McCormick Endowed Athletic Director Marcus Blossom

Marcus Blossom is in his third year as McCormick Endowed Athletic Director at Creighton.

Creighton has enjoyed historic levels of success in Blossom's first two years on the job, as Bluejay teams have made 11 postseason appearances.

Creighton men's soccer featured MAC Hermann Trophy Award winner Duncan McGuire and advanced to the College Cup (2022). Creighton's men's basketball (2023) and women's basketball (2022) teams both reached the Elite Eight. Creighton's Volleyball team won its eighth and ninth consecutive regular-season BIG EAST titles, earning a national seed and hosting NCAA Tournament action in both seasons.

The accomplishments didn't end there. Women's golfer Katherine Lemke became CU's first BIG EAST individual champion and postseason qualifier (2022 and 2023), and Tommy Ward represented the Creighton Men's Track program in the NCAA Regionals (2023).

On the coaching side rowing's Dan Chipps (2022) and women's golf's Debbie Conry (2022), in addition to men's and women's tennis' Tom Lilly (2023) all were named Conference Coach of the Year for the first time after more than 20 years on the job.

The work performed by Bluejay student-athletes in the classroom also featured excellence across the board. The men's cross country program owned the nation's best GPA in 2021-22. CU had four programs recognized by the BIG EAST with 2021-22 Team Academic Excellence Awards, then three more teams earned the accolade in 2022-23. CU student-athletes owned a 3.48 GPA in the spring of 2023.

As athletic director at Holy Cross, Blossom led the development of the athletics department's first strategic plan, with a focus on creating a high-performance culture, achieving and sustaining competitive excellence, and increasing ticket sales, external support and community engagement, while also enhancing facilities.

Under his leadership, academic success within the Holy Cross athletics program was among the very best in the nation, ranking first for graduation success rate, with the school receiving more than a dozen Division I Academic Progress Rate public recognition awards from the NCAA. Several teams at Holy Cross posted multiyear APR scores in the top 10% of all squads in their respective sports.



Prior to his time at Holy Cross, Blossom spent five years at Boston College as senior associate athletics director for business and administration. While there, he was a member of the executive team and assisted with all aspects of strategic planning and vision execution for the department of athletics.

Blossom has a deep background with Jesuit higher education, and he is no stranger to the BIG EAST, having spent two years with Providence College as associate athletic director for business operations. Earlier in his career, he also served as assistant director of championships for the NCAA, managing the complex process of championship host-city selection, among other duties.

Blossom, who is from Chicago and has strong Midwestern ties, earned his Bachelor's Degree in Business Administration with a concentration in finance at Northeastern University, a Master's Degree in Sport Management from West Virginia University and an MBA from the University of Rhode Island. While earning his undergraduate degree at Northeastern University, Blossom was a three-time GTE/CoSIDA Academic All-District and three-time all-conference selection in men's basketball. Blossom and his wife, Karli, have two daughters, Maya and Mora.



## President Rev. Daniel S. Hendrickson, S.J., Ph.D.

The Rev. Daniel S. Hendrickson, SJ, PhD, is the 25th president of Creighton University. A former student, faculty member, and trustee of Creighton, Fr. Hendrickson is guided by a deep passion for the Creighton mission to form leaders that will go on to build a more just world.

Fr. Hendrickson first encountered Creighton as a student in the Jesuit Humanities Program in the 1996 before returning to teach at the University from 2000 to 2003. He was elected to the Creighton Board of Trustees in 2013, elected president of Creighton in December 2014, and began his tenure July 1, 2015.

Prior to serving as Creighton University president, he held positions at Jordan University College in Morogoro, Tanzania; Fordham University in New York; and Marquette University in 2012.

During his presidency, the University has grown its enrollment, welcoming record-breaking classes of more than 1,000 first-year students each year. Additionally, an increase in student support efforts has helped Creighton achieve a 99% outcome rate for graduates.

The University has also achieved greater national recognition in academics, athletics, and scholarship, including a 31 percent increase in endowed chair positions with 12 being created since 2015. In 2021, Creighton became home to the only Catholic medical school campus west of Omaha, with a Phoenix location ultimately educating approximately 1,000 health sciences students.

Additionally, with Fr. Hendrickson's leadership, Creighton launched its most ambitious fundraising campaign, Forward Blue, in 2021 in support of scholarships, campus improvements, and mission-driven services and programs. As of 2023, the campaign has raised more than \$600 million, including nearly \$200 million in scholarship dollars.

Outside of Creighton, Fr. Hendrickson serves on the boards of Boston College and Xavier University as well as serving as the current chair of the BIG EAST Conference Board of Directors. He is also a trustee of ILAC/Centro de Educación para la Salud Integral (CESI) in the Dominican Republic; and Jesuit Worldwide Learning (JWL).

Growing up in Fremont, Nebraska, Fr. Hendrickson graduated from Mount Michael Benedictine High School in Elkhorn. His identical twin, the Rev. D. Scott Hendrickson, S.J., D.Phil., is an associate professor of modern languages at Loyola University Chicago, while his older brother, Ryan C. Hendrickson, Ph.D., is dean of the Graduate School and vice provost for sponsored research at Eastern Illinois University.

Fr. Hendrickson holds a BA from Marquette University; an MA in philosophical resources from Fordham University; a Master of Divinity degree from the Jesuit School of Theology at Santa Clara University; and MA and PhD degrees from Columbia University.

# Student-Athlete Support

## Creighton's Championship Center Features Academic Resource Center

In the summer of 2014, Creighton opened its Championship Center, a facility that will benefit all student-athletes for years to come. Located adjacent to D.J. Sokol Arena and the Wayne and Eileen Ryan Athletic Center, the Championship Center is highlighted by the Wayne and Eileen Ryan Athletic Training Center, the Parker Family Academic Resource Center, the Doug McDermott Player Lounge and the Kyle Korver Courts inside D.J. Sokol Gymnasium, among many other features.

The Parker Family Academic Resource Center features private meeting and study rooms with access to tutors, a computer lab, wireless internet, couches, tables, chairs and many more resources to help Bluejay student-athletes make the most of their time.

## All-Time CSC Academic All-Americans

Rick Apke, 1977 & 1978  
Ty Blach, 2011  
Megan Bober, 2012  
Abby Bottomley, 2021  
Dennis Bresnahan, 1970  
Krystle Campa, 2003  
Becca Changstrom, 2013  
Tyler Clement, 2018  
Sam Crowley, 2018  
Zach Daeges, 2005 & 2006  
Brody Deren, 2004  
Ethan Finlay, 2011  
Becky Flynn, 1995  
Christine Fukumoto, 2005  
Heidi Geier, 1998 & 1999  
Emily Greisch, 2006

Bill Hahn, 1993  
Jennie Hartjes, 2015  
Shane Havens, 2003  
Fabian Herbers, 2014 & 2015  
Brian Holt, 2011  
Vincent Keller, 2015  
Brooks Kendall, 2018  
Taryn Kloth, 2018  
Sven Koenig, 2018  
Harrison Lang, 2017  
Dan Lawler, 1999, 2000 & 2001  
Katherine Lemke, 2023  
Michael Lindeman, 2003 & 2004  
Christy Lunceford, 1997  
Nick Monkemeyer, 2019 & 2020  
Tara Oltman, 2008, 2009 & 2010  
Jace Peters, 2011  
Alfie Pope, 2023  
Jessica Powers, 1999

Connor Ramlo, 2019  
Jamie Reiss, 2007  
Ernie Rongish, 1973  
Darin Ruf, 2009  
Dave Schrage, 1983  
Kiana Schmitt, 2023  
Paul Silas, 1964  
Boston Small, 2023  
Jean Tierney, 1983  
Anthony Tolliver, 2007  
Kendra Wait, 2022 & 2023  
Carrie Welle, 1998  
Matt Wieland, 2005  
Jaali Winters, 2017 & 2018  
Brittany Witt, 2019

### Academic and Athletic Success

- Creighton's student-athletes combined for a 3.49 GPA last fall. The student-athletes also own a 3.48 cumulative GPA.
- Fifty Creighton student-athletes have earned a combined 62 College Sports Communicators Academic All-American honors all-time. Volleyball's Kendra Wait and Kiana Schmitt are the latest to earn the honor, doing so in January of 2024.
- Creighton had 196 student-athletes make the Dean's List at least one time during the 2022-23 academic year, including 117 student-athletes who earned the honor both semesters.
- Forty-four student-athletes (16 percent) earned perfect 4.0 GPAs during the fall 2023 semester, including Daniel Hammond, Kyle Hess, Robert O'Malley, Jack Peluso and Colton Smith from the Baseball team.
- 59% of our student athletes earned a 3.5 or higher in the fall of 2023.
- 86% of our student athletes earned a 3.0 or higher in the fall of 2023.
- Thirteen teams had team GPAs of 3.25 or better in the fall of 2023. Seven teams (men's cross country, rowing, women's cross country, women's golf, men's tennis, women's tennis and volleyball) had GPA's of 3.50 or better in the fall of 2023.
- Three Creighton teams were recognized with 2022-23 Team Academic Excellence Awards for compiling the highest collective grade-point averages in each BIG EAST sport.
- Baseball has improved its GPA for the fourth consecutive semester, set another program record for highest team GPA at 3.44.

## Outstanding Student-Athletes

Creighton prides itself on the quality education it provides for student-athletes. Those listed below were members of the Dean's List (3.5 GPA) in 2022-23. (\*Earned Dean's List honors both semesters.)

Baseball	Men's Golf	Women's Soccer
Paul Bergstrom*	Jake Boor*	Ansley Atkinson*
Dominic Cancellieri*	Kolby Brown	Sydney Drees*
Zach Carden*	Owen Mackin	Kelly Flores
Nolan Clifford	Cade McCallum	Gabby Grimaldi*
Ryan Cowdrey	Ethan Olson*	Jenny Grissom
Maddux Fleck	Jack Olson*	Lisa Hall
Jack Grace*	Jackson Thompson*	Alexis Johnson
Daniel Hammond*	Charlie Zielinski*	Alyssa Judkins*
Sterling Hayes		Aida Kardovic*
Kyle Hess	<b>Women's Golf</b>	Lara Kazandjian
Justin Kleinsorge	Katie Allen*	Juelle Love*
Mason Koch*	Katie Berrian*	Olivia Manning*
Tommy Lamb	Mia Gaboriau*	Ariana Mondiri
Cade Lommel	Eleanor Huddepohl*	Renée Pountney
Andrew Meggs*	Katherine Lemke*	Hailey Rothwell*
Ben North	Claire Orcutt*	Jordy Rothwell*
Robert O'Malley*	Gabby Tremblay*	Kennedy Ruark
Jack Peluso*	Annika Yturralde	Abigail Santana*
Nolan Sailors*		Peighton Steffen
Colton Smith	<b>Rowing</b>	Keelan Terrell
Malakai Vetock	Brooke Abildgaard*	Michaela Weist
Ryan Windham	Sofia Aguirre	Emma Yackley*
Cuyler Zukowski	Saanvi Basak*	Hitomi Yamaue
	Ellen Benz*	
<b>Men's Basketball</b>	Kathryn Bergman*	<b>Softball</b>
Ryan Kalkbrenner	Amber Bojanski	Elly Beeson*
Sami Osmani*	Anna Busch	Izzy Berning*
	Grace DiGiovanni	Mikayla Chairez
<b>Women's Basketball</b>	Ava Edison*	Saren Croker*
Carly Bachelor*	Shayla Edwards*	Ella Dalton
Mallory Brake	Isabella Fier*	Alyssa Gappa*
Brittany Harshaw	Honor Foutch*	Jena Lawrence*
Lauren Jensen*	Grace Frechette*	Katie Mason*
Kiani Lockett	Sarah Fujiwara	Jordyn Meyer
Morgan Maly*	Mary Hartigan	Cayla Nielsen*
Rachael Saunders*	Paige Harty*	Emma Rosonke
Kennedy Townsend*	Sarah Herzer	Sydra Seville*
	Jacque Holdren	Madeline Vejvoda*
<b>Men's Cross Country</b>	Emma Johnson*	Kailey Wilson*
Danny Bohnemann*	Maddey King*	
Michael Buckley*	Courtney Kobza	<b>Men's Tennis</b>
Matthew Camp*	Eleanor Lynch*	Oscar Alvarez*
Cole Haith*	Rachel Malander*	Shin Inoue
Brian Hildebrand	Rebecca Meyer*	Zachary Kuo
Matthew Lobjko	Sage Owen*	Matthew Lanahan*
Jonathan Lukas*	Nina Ricci	Zack Maline*
Eli Moore*	Hallie Sanders	Ethan Neil*
Dominic Ricci*	Melanie Sauter	Casey Ross*
Henry Slagle*	Ivy Williams	Ricky Rubio*
Boston Small*	Wendy Wilson*	
Matthew Tolman*	Claire Winter	<b>Women's Tennis</b>
Eli Vedral	Lily Zeimetz	Annika Elvestrom*
Tommy Ward*		Leanne Kendall*
Jake Ziebarth*	<b>Men's Soccer</b>	Siri Kongara
	Jake Ashford	Kate Krueger*
<b>Women's Cross Country</b>	Ryan Brakke	Ana Paula Martinez
Jessica Barich*	Dominic Briggs	Valerie Negin*
Caroline Colburn*	Diego Dutilh	Bianca Rademacher*
Danielle Hotalling*	Ben Foulks*	Malvika Shukla*
Alexis Huddin*	Malte Kaiser	Allison Wilcox*
Caroline Jachino*	Paul Kruse	Sarah Wilcox
Liz Kettler*	Alejandro Maillet	
Morgan Koca*	Patrick Millard*	<b>Volleyball</b>
Carly Manchester	Owen Nelson	Ellie Bolton
Anika Nettekoven*	Alfie Pope*	Bethany Clapp
Abby Parker*	Ali Ramadan	Keeley Davis*
Ashley Riley*	Omar Ramadan	Katie Maser*
Molly Rogers*	Nathan Schnur*	Abbey Milner
Caroline Rupper	Landon Sloan*	Sky McCune
Katherine Soule*	Guilherme Viserta*	Kiara Reinhardt
Siobhan Stoll*	Luke Waters	Kiana Schmitt*
		Norah Sis*
		Megan Skovsende
		Kendra Wait*
		Allison Whitten*
		Jaela Zimmerman*

# Creighton Traditions

## College World Series

The NCAA Division I Men's College World Series has called Omaha home every year since 1950 and Creighton University serves as the host institution for the event. Annually drawing more than 300,000 fans to the 11-day event, the Men's College World Series is one of the nation's premier sporting events, matching college baseball's top eight teams in a double-elimination tournament for the national championship. The 2024 MCWS will be the 75th in Omaha and is scheduled for June 14-24 at Charles Schwab Field Omaha.



## BIG EAST Conference

The Creighton baseball team begins its 12th season as a member of the BIG EAST Conference in 2024. Creighton was a member of the Missouri Valley Conference from 1977-2013 season. Prior to joining The Valley, the Bluejays played as an independent.

## Endowed Scholarships

Through the generosity of its supporters, Creighton has established endowed scholarships that are awarded to student-athletes on a yearly basis. These scholarships go toward helping student-athletes who have completed their athletic eligibility. Below are the names of donors with endowed scholarships that are available to baseball players:

### All Sports:

- Boulay Athletic Endowed Scholarship
- Curran Athletic Endowed Scholarship
- FNBO Athletic Endowed Scholarship
- Clair Barr Memorial
- Dr. Lee C. Bevilacqua Memorial
- Donald and Joan Cimpl
- Luke and Shirley Coniglio
- Robert M. Dippel
- Bob Gibson
- Larry B. and Shirley M. Good Family
- Reverend Hart Athletic Endowed Scholarship
- Charles and Mary Heider Endowed
- Frank J. Iwersen M.D.
- Jansen Athletic Endowed Scholarship
- George and Margaret Johnson Family Athletic Endowed Scholarship
- Thomas Kiefer D.D.S. 1977 Family
- Terry and Jackie Kroeger
- A. Len Leavitt Memorial
- Ralph and Margaret Mailliard Memorial
- Red McManus Endowed Scholarship
- Bruce and Jill Rasmussen Family Athletic Endowed Scholarship
- Schlegel Athletic Endowed Scholarship
- Matthew David Snyder Memorial Athletic Scholarship
- Dr. Charles and Mary Ann Taylon Athletic Endowed Scholarship

### Baseball Only:

- William S. Ellis Memorial
- Chris Gradoville
- Robert L. Gradoville Memorial
- Mark and Debroah Henkels
- Jason Judge Memorial
- Pete and Laura Leddy
- Yano and Cindy Mangiameli
- Donald and Paris Montgomery
- C. Raymond Palmer, MD '32
- Patrick C. Quinlan

## Dr. Lee C. Bevilacqua

Inducted into the Creighton University Athletics Hall of Fame in 1988, Dr. Lee C. Bevilacqua became the first person associated with Creighton athletics to be honored by the Missouri Valley Conference Hall of Fame when he was presented the MVC Award of Merit at the Hall of Fame induction ceremonies Sept. 1, 1998, in St. Louis. Dr. Lee C. Bevilacqua was Creighton's volunteer team physician for 32 years (1962-82, 1986-98) until his passing in October of 1998.

## Jaybackers

The booster group for Creighton Athletics, the Jaybackers, contributed over \$5.0 million to the athletic department last year.

## MVC All-Centennial Team

As part of its centennial celebration, the Missouri Valley Conference named a baseball all-centennial team in 2007. Creighton was well-represented, as nine Bluejays were selected.



Tony Roth

Tony Roth (2002-05) was one of five players selected at second base. Scott Servais (1986-88) at catcher and Zach Daeges (2003-06) at third base were each one of only four players selected at their positions.



Zach Daeges

The 1991 National Player of the Year Scott Stahoviak (1989-91) was selected as a utility player. Oneri Fleita (1987-88) was voted to the team as one of four designated hitters. In the outfield, Dave Schrage (1980-83) was chosen as one of nine outfielders.

Alan Benes (1991-93) and Dan Smith (1988-90) were voted onto the team as starting pitchers. Steve Grasley (2001-04) received the nod as a reliever.

## USA Baseball

Six Bluejay baseball players -- Chad McConnell, Chad Meyers, Brian O'Connor, Dennis Rasmussen, Scott Servais and Dan Smith -- as well as former head coach Jim Hendry and current head coach Ed Servais have represented the United States in international competition. Servais served as an assistant coach for Team USA during its summer competitions in Japan in 2013.

Scott Servais was a member of the gold-medal winning baseball team at the 1988 Seoul Olympics.



Dennis Rasmussen



Scott Servais



Ed Servais



# Media Information

## Media Credentials



**Glen Sisk**

Baseball Contact  
402-280-2433  
glensisk@creighton.edu

Members of the media covering baseball home games should contact Creighton Baseball's Sports Information Director Glen Sisk to request credentials at least 48 hours prior to the game.

Credentials for the Charles Schwab Park Omaha games may be picked up at the stadium's will call window.

## Interviews

All interviews are to be coordinated through Glen Sisk. Typically Coach Servais and his players will not be available for interviews prior to games, rather Servais and selected players will be available for interviews postgame.

## Photo Policy

Only accredited photographers on assignment will be issued credentials. Copies of the rosters will be available in the media area. Photographers are not permitted on the field of play, but photographers will be allowed in the camera pits in both dugouts.

## Phone Lines

A courtesy phone line can be provided for the official radio station of visiting schools.

## TV Coverage

Creighton baseball games have been consistently televised since Ed Servais came to Creighton. The Bluejays have been seen on FS1, FS2, Fox, ESPN, CBS Sports Network as well as locally on Cox and Nebraska Public Media.

## Video Stream and Radio

Beyond the televised broadcasts, the remaining home games are available on Flo Sports via FloBaseball.tv.

The talented crew of John Bishop, Connor Happer, Nick Handley, Kevin McNabb and Alex Sindelar will share broadcast responsibilities for games on gocreighton.com and commercial radio on 1180 am.

## Credits

The 2024 Creighton Baseball Media Guide was written, edited and designed by Associate Sports Information Director Glen Sisk. Editorial assistance provided by Rob Anderson, Patrick Davis, Abbie Gallant and the Creighton baseball staff. The 2024 Baseball Media Guide was printed by the Bluejay Print and Post.

Photos courtesy of A.J. Olnes, Steve Branscombe, Eric Francis, Catherine Grosdider, Justin Kruetzian, Mark Kuhlmann, Sullivan Lawrence, Chelsea Nicholson, Glen Sisk, Jimmy Rash, Scott Serio, Curtiss Shore, Michael Spomer, Brad Williams, Joe Willman, Chicago Cubs, Oakland Athletics, San Francisco Giants, St. Louis Cardinals, Tampa Bay Rays, USA Baseball and the National Baseball Hall of Fame.

## Media Directory

### Newspapers

**Omaha World-Herald**  
14th & Dodge Streets  
Omaha, NE 68102  
P/F: 402-444-1000 / 344-3343  
Beat Writer: Jon Walker

### Creightonian

2500 California Plaza  
Omaha, NE 68178  
P/F: 402-280-4058 / 280-4730  
Sports Editor: Abbie Gallant

### Online

**White & Blue Review**  
WhiteAndBlueReview.com  
Beat Writer: Matt DeMarinis

### Radio

**Fox Sports Radio**  
**KOZN (1620 AM),**  
**KOIL (1290 AM) &**  
**KZOT (1180 AM)**  
5011 Capitol Ave.  
Omaha, NE 68132  
P/F: 402-342-2000 / 827-5293  
Ops Manager: Keely Byars

### ESPN Radio

**KXSP (590 AM)**  
5030 N. 72nd St.  
Omaha, NE 68135  
P/F: 402-573-0590 / 331-1348

### Television

**KETV (ABC)**  
1001 S. 10th Street  
Omaha, NE 68108  
P/F: 402-978-8957 / 978-8931  
Sports Director: Andy Kendeigh

### KMTV (CBS)

10714 Mockingbird Dr.  
Omaha, NE 68127  
P/F: 402-593-2706 / 592-4714  
Sports Director: Adam Krueger

### Nebraska Public Media (PBS)

PO Box 83111  
Lincoln, NE 68111  
P/F: 402-472-9333 / 472-5347  
Producer: Gavin Felix

### WOWT (NBC)

3501 Farnam Street  
Omaha, NE 68131  
P/F: 402-233-7940 / 233-7888  
Sports Director: Clayton Collier

### Wire Service

**Associated Press (Omaha)**  
1700 Farnam Street  
Omaha, NE 68102  
P/F: 402-391-0031 / 391-1412  
Sports Writer: Eric Olson











# Creighton 2024 Baseball Schedule



Day, Date	Opponent	Location	Time
Friday, February 16	at Coppin State	Baltimore, Md.	1:00 pm (CT)
Saturday, February 17	at Coppin State	Baltimore, Md.	12:00 pm (CT)
Sunday, February 18	at Coppin State	Baltimore, Md.	12:00 pm (CT)
	<i>* Sugar Land Space Cowboys Classic</i>		
Friday, February 23	at Houston Christian	Sugar Land, Texas	7:00 pm (CT)
Saturday, February 24	vs. UTSA	Sugar Land, Texas	11:00 am (CT)
Sunday, February 25	vs. UIC	Sugar Land, Texas	10:00 am (CT)
	<i>* Battle at the Ballpark Tournament</i>		
Friday, March 1	vs. Air Force	Sugar Land, Texas	2:00 pm (CT)
Saturday, March 2	vs. Louisiana Tech	Sugar Land, Texas	1:00 pm (CT)
Sunday, March 3	vs. Army	Sugar Land, Texas	12:00 pm (CT)
<b>Tuesday, March 5</b>	<b>UMass-Lowell</b>	<b>Omaha, Neb. (Charles Schwab Park Omaha)</b>	<b>6:00 pm</b>
<b>Wednesday, March 6</b>	<b>UMass-Lowell</b>	<b>Omaha, Neb. (Charles Schwab Park Omaha)</b>	<b>6:00 pm</b>
<b>Friday, March 8</b>	<b>Portland</b>	<b>Omaha, Neb. (Charles Schwab Park Omaha)</b>	<b>6:00 pm</b>
<b>Saturday, March 9</b>	<b>Portland</b>	<b>Omaha, Neb. (Charles Schwab Park Omaha)</b>	<b>2:00 pm</b>
<b>Sunday, March 10</b>	<b>Portland</b>	<b>Omaha, Neb. (Charles Schwab Park Omaha)</b>	<b>12:00 pm</b>
<b>Tuesday, March 12</b>	<b>Omaha</b>	<b>Omaha, Neb. (Charles Schwab Park Omaha)</b>	<b>6:00 pm</b>
<b>Friday, March 15</b>	<b>San Francisco</b>	<b>Omaha, Neb. (Charles Schwab Park Omaha)</b>	<b>6:00 pm</b>
<b>Saturday, March 16</b>	<b>San Francisco</b>	<b>Omaha, Neb. (Charles Schwab Park Omaha)</b>	<b>2:00 pm</b>
<b>Sunday, March 17</b>	<b>San Francisco</b>	<b>Omaha, Neb. (Charles Schwab Park Omaha)</b>	<b>12:00 pm</b>
<b>Tuesday, March 19</b>	<b>South Dakota State</b>	<b>Omaha, Neb. (Charles Schwab Park Omaha)</b>	<b>6:00 pm</b>
Saturday, March 23	at Stanford	Palo Alto, Calif.	4:05 pm
Sunday, March 24	at Stanford	Palo Alto, Calif.	3:05 pm
Monday, March 25	at Stanford	Palo Alto, Calif.	1:05 pm
Friday, March 29	at Charleston Southern	Charleston, S.C.	4:00 pm (CT)
Saturday, March 30	at Charleston Southern	Charleston, S.C.	1:00 pm (CT)
Saturday, March 30	at Charleston Southern	Charleston, S.C.	5:00 pm (CT)
<b>Tuesday, April 2</b>	<b>Nebraska</b>	<b>Omaha, Neb. (Charles Schwab Park Omaha)</b>	<b>6:00 pm</b>
<b>Wednesday, April 3</b>	<b>North Dakota State</b>	<b>Omaha, Neb. (Charles Schwab Park Omaha)</b>	<b>6:00 pm</b>
<b>Friday, April 5</b>	<b>* Butler</b>	<b>Omaha, Neb. (Charles Schwab Park Omaha)</b>	<b>6:00 pm</b>
<b>Saturday, April 6</b>	<b>* Butler</b>	<b>Omaha, Neb. (Charles Schwab Park Omaha)</b>	<b>2:00 pm</b>
<b>Sunday, April 7</b>	<b>* Butler</b>	<b>Omaha, Neb. (Charles Schwab Park Omaha)</b>	<b>11:00 am</b>
Tuesday, April 9	at Omaha	Omaha, Neb.	6:00 pm
Friday, April 12	* at Xavier	Cincinnati, Ohio	2:00 pm (CT)
Saturday, April 13	* at Xavier	Cincinnati, Ohio	12:00 pm (CT)
Sunday, April 14	* at Xavier	Cincinnati, Ohio	12:00 pm (CT)
Tuesday, April 16	at Nebraska	Lincoln, Neb.	6:05 pm
Friday, April 19	* at Villanova	Plymouth Township, Pa.	2:00 pm (CT)
Saturday, April 20	* at Villanova	Plymouth Township, Pa.	12:00 pm (CT)
Sunday, April 21	* at Villanova	Plymouth Township, Pa.	11:00 am (CT)
<b>Tuesday, April 23</b>	<b>Coastal Carolina</b>	<b>Omaha, Neb. (Charles Schwab Park Omaha)</b>	<b>6:00 pm</b>
<b>Wednesday, April 24</b>	<b>Coastal Carolina</b>	<b>Omaha, Neb. (Charles Schwab Park Omaha)</b>	<b>6:00 pm</b>
<b>Friday, April 26</b>	<b>* Georgetown</b>	<b>Omaha, Neb. (Charles Schwab Park Omaha)</b>	<b>6:00 pm</b>
<b>Saturday, April 27</b>	<b>* Georgetown</b>	<b>Omaha, Neb. (Charles Schwab Park Omaha)</b>	<b>6:00 pm</b>
<b>Sunday, April 28</b>	<b>* Georgetown</b>	<b>Omaha, Neb. (Charles Schwab Park Omaha)</b>	<b>11:00 am</b>
<b>Tuesday, April 30</b>	<b>Nebraska</b>	<b>Omaha, Neb. (Charles Schwab Park Omaha)</b>	<b>6:00 pm</b>
Friday, May 3	* at St. John's	Queens, N.Y.	5:00 pm (CT)
Saturday, May 4	* at St. John's	Queens, N.Y.	2:00 pm (CT)
Sunday, May 5	* at St. John's	Queens, N.Y.	12:00 pm (CT)
Friday, May 10	* at Connecticut	Storrs, Conn.	5:05 pm
Saturday, May 11	* at Connecticut	Storrs, Conn.	1:05 pm
Sunday, May 12	* at Connecticut	Storrs, Conn.	TBA
<b>Tuesday, May 14</b>	<b>Omaha</b>	<b>Omaha, Neb. (Charles Schwab Park Omaha)</b>	<b>11:00 am</b>
<b>Thursday, May 16</b>	<b>* Seton Hall</b>	<b>Omaha, Neb. (Charles Schwab Park Omaha)</b>	<b>6:00 pm</b>
<b>Friday, May 17</b>	<b>* Seton Hall</b>	<b>Omaha, Neb. (Charles Schwab Park Omaha)</b>	<b>6:00 pm</b>
<b>Saturday, May 18</b>	<b>* Seton Hall</b>	<b>Omaha, Neb. (Charles Schwab Park Omaha)</b>	<b>11:00 am</b>
Wednesday, May 22	BIG EAST Championships (BEDN)	Mason, Ohio	TBA
Thursday, May 23	BIG EAST Championships (BEDN)	Mason, Ohio	TBA
Friday, May 24	BIG EAST Championships (BEDN)	Mason, Ohio	TBA
Saturday, May 25	BIG EAST Championships (BEDN)	Mason, Ohio	TBA
May 31-June 2	NCAA Regionals	TBD	TBA
June 7-9	NCAA Super Regionals	TBD	TBA
June 14-24	College World Series	Omaha, Neb. (Charles Schwab Park Omaha)	TBA

Home games indicated by BOLD

\* = BIG EAST Conference Game