



LIFE AND ACCIDENT AND HEALTH COMPANIES/FRATERNAL BENEFIT SOCIETIES - ASSOCIATION EDITION

# QUARTERLY STATEMENT

AS OF MARCH 31, 2020

OF THE CONDITION AND AFFAIRS OF THE

## Voya Retirement Insurance and Annuity Company

NAIC Group Code 4832 4832 NAIC Company Code 86509 Employer's ID Number 71-0294708  
(Current) (Prior)

Organized under the Laws of CT, State of Domicile or Port of Entry CT

Country of Domicile United States of America

Licensed as business type: Life, Accident & Health [ X ] Fraternal Benefit Societies [ ]

Incorporated/Organized 01/13/1976 Commenced Business 04/06/1976

Statutory Home Office One Orange Way Windsor, CT, US 06095-4774  
(Street and Number) (City or Town, State, Country and Zip Code)

Main Administrative Office 5780 Powers Ferry Road, NW  
(Street and Number)  
Atlanta, GA, US 30327-4390 770-980-5100  
(City or Town, State, Country and Zip Code) (Area Code) (Telephone Number)

Mail Address 5780 Powers Ferry Road, NW Atlanta, GA, US 30327-4390  
(Street and Number or P.O. Box) (City or Town, State, Country and Zip Code)

Primary Location of Books and Records One Orange Way  
(Street and Number)  
Windsor, CT, US 06095-4774 860-580-4646  
(City or Town, State, Country and Zip Code) (Area Code) (Telephone Number)

Internet Website Address www.voya.com

Statutory Statement Contact Jeanne Symonds 770-850-7519  
(Name) (Area Code) (Telephone Number)  
FSSC.Compliance@voyacom 770-980-5800  
(E-mail Address) (FAX Number)

### OFFICERS

President Charles Patrick Nelson SVP, Chief Tax Officer and Treasurer Carlo Bertucci #  
Secretary Melissa Ann O'Donnell VP and Appointed Actuary Kyle Andrew Puffer

### OTHER

William Thomas Bainbridge, Senior Vice President Anthony Joseph Brantzeg, Senior Vice President Clyde Landon Cobb Jr., SVP & Chief Accounting Officer  
Miles Randall Edwards, Senior Vice President Howard Frank Greene, Senior Vice President William Stevens Harmon, Senior Vice President  
Heather Hamilton Lavallee, Senior Vice President Francis Gerard O'Neill, SVP & Chief Financial Officer David Scott Pendergrass, Senior Vice President  
Larry Neil Port #, Executive VP & Chief Legal Officer Justin Smith, SVP & Deputy General Counsel Michael Scott Smith, Executive VP & Chief Risk Officer  
Matthew Toms, Senior Vice President Jean Jinho Weng, Senior Vice President

### DIRECTORS OR TRUSTEES

William Thomas Bainbridge, Director Anthony Joseph Brantzeg, Director Rodney Owen Martin Jr., Director and Chariman  
Charles Patrick Nelson, Director Michael Scott Smith, Director

State of Connecticut/Minnesota/Connecticut SS:  
County of Hartford/Hennepin/Hartford

The officers of this reporting entity being duly sworn, each depose and say that they are the described officers of said reporting entity, and that on the reporting period stated above, all of the herein described assets were the absolute property of the said reporting entity, free and clear from any liens or claims thereon, except as herein stated, and that this statement, together with related exhibits, schedules and explanations therein contained, annexed or referred to, is a full and true statement of all the assets and liabilities and of the condition and affairs of the said reporting entity as of the reporting period stated above, and of its income and deductions therefrom for the period ended, and have been completed in accordance with the NAIC Annual Statement Instructions and Accounting Practices and Procedures manual except to the extent that: (1) state law may differ; or, (2) that state rules or regulations require differences in reporting not related to accounting practices and procedures, according to the best of their information, knowledge and belief, respectively. Furthermore, the scope of this attestation by the described officers also includes the related corresponding electronic filing with the NAIC, when required, that is an exact copy (except for formatting differences due to electronic filing) of the enclosed statement. The electronic filing may be requested by various regulators in lieu of or in addition to the enclosed statement.

Charles Patrick Nelson  
President

Melissa Ann O'Donnell  
Secretary

Carlo Bertucci  
Treasurer

Subscribed and sworn to before me this 27 day of April 2020

Subscribed and sworn to before me this 30 day of May 2020



Subscribed and sworn to before me this 22 day of April 2020

My Commission Exp. Oct. 31, 2021

ANGELIA M LATTERY  
Notary Public  
Minnesota  
My Commission Expires January 31, 2025

- a.  this an original filing? .....  
b.  no, State the amendment number.....  
2. Date filed .....  
3. Number of pages attached.....

Yes [ X ] No [ ]



STATEMENT AS OF MARCH 31, 2020 OF THE VOYA RETIREMENT INSURANCE AND ANNUITY COMPANY

**ASSETS**

	Current Statement Date			4 December 31 Prior Year Net Admitted Assets
	1 Assets	2 Nonadmitted Assets	3 Net Admitted Assets (Cols. 1 - 2)	
1. Bonds	24,547,823,201	0	24,547,823,201	24,250,133,720
2. Stocks:				
2.1 Preferred stocks	191,528,114	0	191,528,114	183,228,114
2.2 Common stocks	57,348,372	0	57,348,372	60,795,034
3. Mortgage loans on real estate:				
3.1 First liens	4,773,591,130	0	4,773,591,130	4,664,148,278
3.2 Other than first liens	0	0	0	0
4. Real estate:				
4.1 Properties occupied by the company (less \$ 0 encumbrances)	59,490,191	0	59,490,191	60,047,648
4.2 Properties held for the production of income (less \$ 0 encumbrances)	0	0	0	0
4.3 Properties held for sale (less \$ 0 encumbrances)	0	0	0	0
5. Cash (\$ 431,180,971 ), cash equivalents (\$ 0 ) and short-term investments (\$ 626,491,417 )	1,057,672,387	0	1,057,672,387	530,683,014
6. Contract loans (including \$ 0 premium notes)	243,132,249	2,563,604	240,568,645	246,867,027
7. Derivatives	915,632,148	0	915,632,148	341,022,063
8. Other invested assets	1,078,017,979	6,717,522	1,071,300,457	1,054,383,385
9. Receivables for securities	10,868,056	0	10,868,056	7,619,904
10. Securities lending reinvested collateral assets	766,564,588	0	766,564,588	640,830,659
11. Aggregate write-ins for invested assets	400,140	0	400,140	28,263
12. Subtotals, cash and invested assets (Lines 1 to 11)	33,702,068,554	9,281,126	33,692,787,428	32,039,787,110
13. Title plants less \$ 0 charged off (for Title insurers only)	0	0	0	0
14. Investment income due and accrued	296,553,017	1,567,226	294,985,791	269,822,976
15. Premiums and considerations:				
15.1 Uncollected premiums and agents' balances in the course of collection	(22,515)	0	(22,515)	(49,751,304)
15.2 Deferred premiums, agents' balances and installments booked but deferred and not yet due (including \$ 0 earned but unbilled premiums)	0	0	0	0
15.3 Accrued retrospective premiums (\$ 0 ) and contracts subject to redetermination (\$ 0 )	0	0	0	0
16. Reinsurance:				
16.1 Amounts recoverable from reinsurers	1,569,441	0	1,569,441	1,683,931
16.2 Funds held by or deposited with reinsured companies	0	0	0	0
16.3 Other amounts receivable under reinsurance contracts	95,191	0	95,191	50,132,927
17. Amounts receivable relating to uninsured plans	0	0	0	0
18.1 Current federal and foreign income tax recoverable and interest thereon	37,974,081	0	37,974,081	9,493,357
18.2 Net deferred tax asset	222,202,755	0	222,202,756	233,767,406
19. Guaranty funds receivable or on deposit	8,718,173	0	8,718,173	8,718,173
20. Electronic data processing equipment and software	13,835	13,835	0	0
21. Furniture and equipment, including health care delivery assets (\$ 0 )	0	0	0	0
22. Net adjustment in assets and liabilities due to foreign exchange rates	0	0	0	0
23. Receivables from parent, subsidiaries and affiliates	35,093,621	72,211	35,021,410	34,429,237
24. Health care (\$ 0 ) and other amounts receivable	86,706	86,706	0	0
25. Aggregate write-ins for other than invested assets	874,207,147	25,453,806	848,753,341	282,513,553
26. Total assets excluding Separate Accounts, Segregated Accounts and Protected Cell Accounts (Lines 12 to 25)	35,178,560,007	36,474,910	35,142,085,097	32,880,597,366
27. From Separate Accounts, Segregated Accounts and Protected Cell Accounts	67,156,138,976	0	67,156,138,976	79,367,838,357
28. Total (Lines 26 and 27)	102,334,698,984	36,474,910	102,298,224,073	112,248,435,722
<b>DETAILS OF WRITE-INS</b>				
1101. Derivative receivables	400,140	0	400,140	28,263
1102.				
1103.				
1198. Summary of remaining write-ins for Line 11 from overflow page	0	0	0	0
1199. Totals (Lines 1101 through 1103 plus 1198)(Line 11 above)	400,140	0	400,140	28,263
2501. Margin call collateral	848,231,111	0	848,231,111	281,687,463
2502. Miscellaneous assets	25,976,037	25,453,806	522,230	826,090
2503.				
2598. Summary of remaining write-ins for Line 25 from overflow page	0	0	0	0
2599. Totals (Lines 2501 through 2503 plus 2598)(Line 25 above)	874,207,147	25,453,806	848,753,341	282,513,553

STATEMENT AS OF MARCH 31, 2020 OF THE VOYA RETIREMENT INSURANCE AND ANNUITY COMPANY  
**LIABILITIES, SURPLUS AND OTHER FUNDS**

	1 Current Statement Date	2 December 31 Prior Year
1. Aggregate reserve for life contracts \$ 28,805,046,179 less \$ 0 included in Line 6.3 (including \$ 0 Modco Reserve)	28,805,046,179	26,941,951,876
2. Aggregate reserve for accident and health contracts (including \$ 0 Modco Reserve)	0	0
3. Liability for deposit-type contracts (including \$ 0 Modco Reserve)	1,076,953,166	1,097,899,903
4. Contract claims:		
4.1 Life	37,097	29,237
4.2 Accident and health	0	0
5. Policyholders' dividends/refunds to members \$ 0 and coupons \$ 0 due and unpaid	0	0
6. Provision for policyholders' dividends, refunds to members and coupons payable in following calendar year - estimated amounts:		
6.1 Policyholders' dividends and refunds to members apportioned for payment (including \$ 0 Modco)	0	0
6.2 Policyholders' dividends and refunds to members not yet apportioned (including \$ 0 Modco)	0	0
6.3 Coupons and similar benefits (including \$ 0 Modco)	0	0
7. Amount provisionally held for deferred dividend policies not included in Line 6	0	0
8. Premiums and annuity considerations for life and accident and health contracts received in advance less \$ 0 discount; including \$ 0 accident and health premiums	0	0
9. Contract liabilities not included elsewhere:		
9.1 Surrender values on canceled contracts	0	0
9.2 Provision for experience rating refunds, including the liability of \$ 0 accident and health experience rating refunds of which \$ 0 is for medical loss ratio rebate per the Public Health Service Act	0	0
9.3 Other amounts payable on reinsurance, including \$ 0 assumed and \$ 0 ceded	0	1,109,857
9.4 Interest Maintenance Reserve	68,934,900	57,907,774
10. Commissions to agents due or accrued-life and annuity contracts \$ 1,768,724 , accident and health \$ 0 and deposit-type contract funds \$ 0	1,768,724	1,742,307
11. Commissions and expense allowances payable on reinsurance assumed	0	0
12. General expenses due or accrued	112,036,382	130,132,204
13. Transfers to Separate Accounts due or accrued (net) (including \$ 16,636,952 accrued for expense allowances recognized in reserves, net of reinsured allowances)	55,131,734	(47,564,194)
14. Taxes, licenses and fees due or accrued, excluding federal income taxes	5,850,509	5,815,822
15.1 Current federal and foreign income taxes, including \$ 0 on realized capital gains (losses)	0	0
15.2 Net deferred tax liability	0	0
16. Unearned investment income	0	0
17. Amounts withheld or retained by reporting entity as agent or trustee	31,669,351	38,749,844
18. Amounts held for agents' account, including \$ 22,612 agents' credit balances	23,239	28,779
19. Remittances and items not allocated	8,364,065	7,088,579
20. Net adjustment in assets and liabilities due to foreign exchange rates	0	0
21. Liability for benefits for employees and agents if not included above	0	0
22. Borrowed money \$ 3,917,009 and interest thereon \$ 5,263	3,922,271	4,042,213
23. Dividends to stockholders declared and unpaid	0	0
24. Miscellaneous liabilities:		
24.01 Asset valuation reserve	399,277,876	355,299,825
24.02 Reinsurance in unauthorized and certified (\$ 0 ) companies	0	0
24.03 Funds held under reinsurance treaties with unauthorized and certified (\$ 0 ) reinsurers	0	958,328,709
24.04 Payable to parent, subsidiaries and affiliates	81,874,688	87,993,685
24.05 Drafts outstanding	0	0
24.06 Liability for amounts held under uninsured plans	0	0
24.07 Funds held under coinsurance	0	0
24.08 Derivatives	566,951,414	190,808,951
24.09 Payable for securities	55,997,880	3,012,075
24.10 Payable for securities lending	766,564,588	640,830,659
24.11 Capital notes \$ 0 and interest thereon \$ 0	0	0
25. Aggregate write-ins for liabilities	1,037,573,498	400,517,078
26. Total liabilities excluding Separate Accounts business (Lines 1 to 25)	33,077,977,562	30,875,725,185
27. From Separate Accounts Statement	67,156,138,976	79,367,838,357
28. Total liabilities (Lines 26 and 27)	100,234,116,539	110,243,563,541
29. Common capital stock	2,750,000	2,750,000
30. Preferred capital stock	0	0
31. Aggregate write-ins for other than special surplus funds	0	124,544,100
32. Surplus notes	0	0
33. Gross paid in and contributed surplus	1,518,147,346	1,520,347,602
34. Aggregate write-ins for special surplus funds	0	0
35. Unassigned funds (surplus)	543,210,188	357,230,479
36. Less treasury stock, at cost:		
36.1 0 shares common (value included in Line 29 \$ 0 )	0	0
36.2 0 shares preferred (value included in Line 30 \$ 0 )	0	0
37. Surplus (Total Lines 31+32+33+34+35-36) (including \$ 0 in Separate Accounts Statement)	2,061,357,534	2,002,122,181
38. Totals of Lines 29, 30 and 37	2,064,107,534	2,004,872,181
39. Totals of Lines 28 and 38 (Page 2, Line 28, Col. 3)	102,298,224,073	112,248,435,722
<b>DETAILS OF WRITE-INS</b>		
2501. Margin call collateral	992,759,471	357,198,147
2502. Liability of pension benefits	16,232,374	16,232,374
2503. Derivative payable	14,909,984	8,612,357
2598. Summary of remaining write-ins for Line 25 from overflow page	13,671,669	18,474,200
2599. Totals (Lines 2501 through 2503 plus 2598)(Line 25 above)	1,037,573,498	400,517,078
3101. Deferred gain on reinsurance	0	124,544,100
3102. ....		
3103. ....		
3198. Summary of remaining write-ins for Line 31 from overflow page	0	0
3199. Totals (Lines 3101 through 3103 plus 3198)(Line 31 above)	0	124,544,100
3401. ....		
3402. ....		
3403. ....		
3498. Summary of remaining write-ins for Line 34 from overflow page	0	0
3499. Totals (Lines 3401 through 3403 plus 3498)(Line 34 above)	0	0

## STATEMENT AS OF MARCH 31, 2020 OF THE VOYA RETIREMENT INSURANCE AND ANNUITY COMPANY

## SUMMARY OF OPERATIONS

	1 Current Year To Date	2 Prior Year To Date	3 Prior Year Ended December 31
1. Premiums and annuity considerations for life and accident and health contracts	6,473,290,723	3,218,492,738	12,351,614,690
2. Considerations for supplementary contracts with life contingencies	918,313	1,437,193	3,852,089
3. Net investment income	372,670,536	368,772,363	1,506,610,777
4. Amortization of Interest Maintenance Reserve (IMR)	(3,984,844)	(609,454)	(18,118,182)
5. Separate Accounts net gain from operations excluding unrealized gains or losses	0	0	0
6. Commissions and expense allowances on reinsurance ceded	42,371,334	3,779,725	16,515,399
7. Reserve adjustments on reinsurance ceded	(1,010,588,274)	76,404,008	112,662,491
8. Miscellaneous Income:			
8.1 Income from fees associated with investment management, administration and contract guarantees from Separate Accounts	97,200,329	88,285,849	380,985,917
8.2 Charges and fees for deposit-type contracts	0	0	0
8.3 Aggregate write-ins for miscellaneous income	64,011,142	65,001,596	277,774,143
9. Totals (Lines 1 to 8.3)	6,035,889,258	3,821,564,018	14,631,897,324
10. Death benefits	0	0	0
11. Matured endowments (excluding guaranteed annual pure endowments)	0	0	0
12. Annuity benefits	124,572,629	123,025,012	531,111,578
13. Disability benefits and benefits under accident and health contracts	0	0	0
14. Coupons, guaranteed annual pure endowments and similar benefits	0	0	0
15. Surrender benefits and withdrawals for life contracts	3,868,514,470	4,796,339,329	14,617,468,352
16. Group conversions	0	0	0
17. Interest and adjustments on contract or deposit-type contract funds	13,830,759	(10,443,021)	(19,947,386)
18. Payments on supplementary contracts with life contingencies	2,037,658	2,654,938	9,549,588
19. Increase in aggregate reserves for life and accident and health contracts	2,030,315,936	(133,783,039)	226,104,687
20. Totals (Lines 10 to 19)	6,039,271,452	4,777,793,219	15,364,286,820
21. Commissions on premiums, annuity considerations, and deposit-type contract funds (direct business only)	62,380,963	62,129,591	256,342,304
22. Commissions and expense allowances on reinsurance assumed	3,605	3,961	16,248
23. General insurance expenses and fraternal expenses	136,674,153	156,518,087	558,272,562
24. Insurance taxes, licenses and fees, excluding federal income taxes	9,060,275	8,978,953	22,393,375
25. Increase in loading on deferred and uncollected premiums	0	0	0
26. Net transfers to or (from) Separate Accounts net of reinsurance	(133,889,587)	(1,295,077,282)	(1,991,871,109)
27. Aggregate write-ins for deductions	(4,007,810)	5,226,612	14,724,131
28. Totals (Lines 20 to 27)	6,109,493,051	3,715,573,141	14,224,164,331
29. Net gain from operations before dividends to policyholders and federal income taxes (Line 9 minus Line 28)	(73,603,792)	105,990,876	407,732,993
30. Dividends to policyholders and refunds to members	0	0	0
31. Net gain from operations after dividends to policyholders, refunds to members and before federal income taxes (Line 29 minus Line 30)	(73,603,792)	105,990,876	407,732,993
32. Federal and foreign income taxes incurred (excluding tax on capital gains)	(35,535,835)	3,302,331	50,970,121
33. Net gain from operations after dividends to policyholders, refunds to members and federal income taxes and before realized capital gains or (losses) (Line 31 minus Line 32)	(38,067,957)	102,688,545	356,762,872
34. Net realized capital gains (losses) (excluding gains (losses) transferred to the IMR) less capital gains tax of \$ 997,986 (excluding taxes of \$ 1,871,999 transferred to the IMR)	(24,616,403)	(12,407,686)	(31,287,563)
35. Net income (Line 33 plus Line 34)	(62,684,360)	90,280,860	325,475,309
<b>CAPITAL AND SURPLUS ACCOUNT</b>			
36. Capital and surplus, December 31, prior year	2,004,872,181	2,000,020,992	2,000,020,992
37. Net income (Line 35)	(62,684,360)	90,280,860	325,475,309
38. Change in net unrealized capital gains (losses) less capital gains tax of \$ 38,815,877	125,669,477	(14,328,050)	49,677,452
39. Change in net unrealized foreign exchange capital gain (loss)	290,443	357,947	(446,068)
40. Change in net deferred income tax	27,251,227	(9,002,946)	12,131,934
41. Change in nonadmitted assets	(14,473,157)	(1,138,235)	(6,021,522)
42. Change in liability for reinsurance in unauthorized and certified companies	0	0	0
43. Change in reserve on account of change in valuation basis, (increase) or decrease	167,221,535	0	0
44. Change in asset valuation reserve	(43,978,051)	16,556,450	(70,459,783)
45. Change in treasury stock	0	0	0
46. Surplus (contributed to) withdrawn from Separate Accounts during period	0	0	0
47. Other changes in surplus in Separate Accounts Statement	0	0	0
48. Change in surplus notes	0	0	0
49. Cumulative effect of changes in accounting principles	2,454,491	0	0
50. Capital changes:			
50.1 Paid in	0	0	0
50.2 Transferred from surplus (Stock Dividend)	0	0	0
50.3 Transferred to surplus	0	0	0
51. Surplus adjustment:			
51.1 Paid in	(2,200,256)	0	99,476,551
51.2 Transferred to capital (Stock Dividend)	0	0	0
51.3 Transferred from capital	0	0	0
51.4 Change in surplus as a result of reinsurance	(124,544,100)	(1,353,741)	(5,414,962)
52. Dividends to stockholders	0	0	(396,000,000)
53. Aggregate write-ins for gains and losses in surplus	(15,771,897)	70,530	(3,567,723)
54. Net change in capital and surplus for the year (Lines 37 through 53)	59,235,354	81,442,816	4,851,189
55. Capital and surplus, as of statement date (Lines 36 + 54)	2,064,107,534	2,081,463,808	2,004,872,181
<b>DETAILS OF WRITE-INS</b>			
08.301. Recordkeeping fees	49,968,344	52,872,351	220,509,746
08.302. Miscellaneous income	14,042,109	12,113,102	57,244,081
08.303. Reinsurance income	689	16,143	20,317
08.398. Summary of remaining write-ins for Line 8.3 from overflow page	0	0	0
08.399. Totals (Lines 08.301 through 08.303 plus 08.398) (Line 8.3 above)	64,011,142	65,001,596	277,774,144
2701. Letter of credit fees	1,533	0	2,736
2702. Other contingency reserve	0	19,000	19,000
2703. Funds withheld interest expense	0	(454,257)	280,578
2798. Summary of remaining write-ins for Line 27 from overflow page	(4,009,343)	5,661,869	14,421,817
2799. Totals (Lines 2701 through 2703 plus 2798)(Line 27 above)	(4,007,810)	5,226,612	14,724,131
5301. Amortization of pension	493,678	330,913	(2,500,922)
5302. Share based payments	38,891	15,871	129,839
5303. Amortization of other post-employment benefits	(284,059)	(276,254)	(1,196,640)
5398. Summary of remaining write-ins for Line 53 from overflow page	(16,020,407)	0	0
5399. Totals (Lines 5301 through 5303 plus 5398)(Line 53 above)	(15,771,897)	70,530	(3,567,723)



## STATEMENT AS OF MARCH 31, 2020 OF THE VOYA RETIREMENT INSURANCE AND ANNUITY COMPANY

**CASH FLOW**

	1 Current Year To Date	2 Prior Year To Date	3 Prior Year Ended December 31
<b>Cash from Operations</b>			
1. Premiums collected net of reinsurance .....	4,458,041,668	3,441,695,206	12,536,801,319
2. Net investment income .....	426,385,818	408,543,071	1,745,048,589
3. Miscellaneous income .....	114,599,322	24,041,112	655,777,138
4. Total (Lines 1 to 3) .....	4,999,026,808	3,874,279,389	14,937,627,046
5. Benefit and loss related payments .....	4,008,440,314	4,914,671,046	15,146,030,885
6. Net transfers to Separate Accounts, Segregated Accounts and Protected Cell Accounts .....	(215,669,229)	(1,225,280,549)	(2,020,928,554)
7. Commissions, expenses paid and aggregate write-ins for deductions .....	166,325,025	352,175,219	975,261,600
8. Dividends paid to policyholders .....	0	0	0
9. Federal and foreign income taxes paid (recovered) net of \$ .....780,302 tax on capital gains (losses) .....	(6,639,619)	(32,098,180)	(1,802,593)
10. Total (Lines 5 through 9) .....	3,952,456,491	4,009,467,536	14,098,561,339
11. Net cash from operations (Line 4 minus Line 10) .....	1,046,570,317	(135,188,147)	839,065,707
<b>Cash from Investments</b>			
12. Proceeds from investments sold, matured or repaid:			
12.1 Bonds .....	684,746,695	1,321,692,509	3,977,604,228
12.2 Stocks .....	3,271,400	12,798,700	15,327,172
12.3 Mortgage loans .....	91,239,831	213,342,049	808,495,427
12.4 Real estate .....	0	0	0
12.5 Other invested assets .....	23,175,554	17,507,681	70,401,101
12.6 Net gains or (losses) on cash, cash equivalents and short-term investments .....	16,789	0	19,464
12.7 Miscellaneous proceeds .....	98,005,723	41,119,566	24,228,795
12.8 Total investment proceeds (Lines 12.1 to 12.7) .....	900,455,992	1,606,460,505	4,896,076,186
13. Cost of investments acquired (long-term only):			
13.1 Bonds .....	1,140,904,611	1,335,173,932	4,519,426,039
13.2 Stocks .....	10,771,400	31,461,762	81,604,912
13.3 Mortgage loans .....	200,565,996	108,180,341	554,856,171
13.4 Real estate .....	0	0	16,627
13.5 Other invested assets .....	53,826,762	37,174,343	197,353,027
13.6 Miscellaneous applications .....	11,761,180	13,486,255	107,625,281
13.7 Total investments acquired (Lines 13.1 to 13.6) .....	1,417,829,949	1,525,476,633	5,460,882,057
14. Net increase (or decrease) in contract loans and premium notes .....	(4,011,295)	(1,662,006)	(1,683,867)
15. Net cash from investments (Line 12.8 minus Line 13.7 and Line 14) .....	(513,362,662)	82,645,878	(563,122,004)
<b>Cash from Financing and Miscellaneous Sources</b>			
16. Cash provided (applied):			
16.1 Surplus notes, capital notes .....	0	0	0
16.2 Capital and paid in surplus, less treasury stock .....	0	0	0
16.3 Borrowed funds .....	(130,211)	(129,025)	(517,436)
16.4 Net deposits on deposit-type contracts and other insurance liabilities .....	(20,946,737)	15,825,398	161,205,773
16.5 Dividends to stockholders .....	0	0	396,000,000
16.6 Other cash provided (applied) .....	14,858,666	94,072,267	113,468,120
17. Net cash from financing and miscellaneous sources (Line 16.1 through Line 16.4 minus Line 16.5 plus Line 16.6) .....	(6,218,282)	109,768,640	(121,843,543)
<b>RECONCILIATION OF CASH, CASH EQUIVALENTS AND SHORT-TERM INVESTMENTS</b>			
18. Net change in cash, cash equivalents and short-term investments (Line 11, plus Lines 15 and 17) .....	526,989,373	57,226,371	154,100,160
19. Cash, cash equivalents and short-term investments:			
19.1 Beginning of year .....	530,683,014	376,582,854	376,582,854
19.2 End of period (Line 18 plus Line 19.1) .....	1,057,672,387	433,809,225	530,683,014

Note: Supplemental disclosures of cash flow information for non-cash transactions:

20.0001. Capital contribution from Parent .....	(2,200,256)	0	99,476,551
---	-------------	---	------------

**EXHIBIT 1**

**DIRECT PREMIUMS AND DEPOSIT-TYPE CONTRACTS**

	1 Current Year To Date	2 Prior Year To Date	3 Prior Year Ended December 31
1. Industrial life .....	0	0	0
2. Ordinary life insurance .....	22,949,351	24,076,734	88,864,048
3. Ordinary individual annuities .....	17,612,090	23,759,478	81,767,313
4. Credit life (group and individual) .....	0	0	0
5. Group life insurance .....	1,542,533	1,595,023	6,107,397
6. Group annuities .....	4,490,318,794	3,290,943,587	12,450,356,431
7. A & H - group .....	0	0	0
8. A & H - credit (group and individual) .....	0	0	0
9. A & H - other .....	7,164	12,131	50,825
10. Aggregate of all other lines of business .....	0	0	0
11. Subtotal (Lines 1 through 10) .....	4,532,429,932	3,340,386,953	12,627,146,013
12. Fraternal (Fraternal Benefit Societies Only) .....	0	0	0
13. Subtotal (Lines 11 through 12) .....	4,532,429,932	3,340,386,953	12,627,146,013
14. Deposit-type contracts .....	183,485,482	163,907,697	593,160,742
15. Total (Lines 13 and 14)	4,715,915,413	3,504,294,650	13,220,306,755
DETAILS OF WRITE-INS			
1001. ....			
1002. ....			
1003. ....			
1098. Summary of remaining write-ins for Line 10 from overflow page .....	0	0	0
1099. Totals (Lines 1001 through 1003 plus 1098)(Line 10 above)	0	0	0

**STATEMENT AS OF MARCH 31, 2020 OF THE Voya Retirement Insurance and Annuity Company**  
**NOTES TO FINANCIAL STATEMENTS**

**1. Summary of Significant Accounting Policies and Going Concern**

**A. Accounting Practices**

The financial statements of Voya Retirement Insurance and Annuity Company (the "Company" or "VRIAC") are presented on the basis of accounting practices prescribed or permitted by the Connecticut Insurance Department.

The Connecticut Insurance Department recognizes only statutory accounting practices prescribed or permitted by the State of Connecticut for determining and reporting the financial condition and results of operations of an insurance company, and for determining its solvency under the Connecticut Insurance Law. The National Association of Insurance Commissioners' ("NAIC") Accounting Practices and Procedures Manual ("NAIC SAP") has been adopted as a component of prescribed or permitted practices by the State of Connecticut. The Commissioner of the Connecticut Insurance Department has the right to permit other specific practices that deviate from prescribed practices.

The Company did not have any prescribed or permitted practices as of March 31, 2020 or December 31, 2019.

	SSAP#	F/S Page	F/S Line #	2020	2019
Net Income:					
(1) VRIAC State basis (Page 4, Line 35, Columns 1 & 3)	XXX	XXX	XXX	\$ (62,684,360)	\$ 325,475,309
(2) State prescribed practices that are an increase/(decrease) from NAIC SAP:					
None				—	—
(3) State permitted practices that are an increase/(decrease) from NAIC SAP:					
None				—	—
(4) NAIC SAP (1-2-3=4)	XXX	XXX	XXX	<u>\$ (62,684,360)</u>	<u>\$ 325,475,309</u>
Surplus:					
(5) VRIAC State basis (Page 3, Line 38, Columns 1 & 2)	XXX	XXX	XXX	\$ 2,064,107,534	\$ 2,004,872,181
(6) State prescribed practices that are an increase/(decrease) from NAIC SAP:					
None				—	—
(7) State permitted practices that are an increase/(decrease) from NAIC SAP:					
None				—	—
(8) NAIC SAP (5-6-7=8)	XXX	XXX	XXX	<u>\$ 2,064,107,534</u>	<u>\$ 2,004,872,181</u>

**C. Accounting Policy**

(2) The Company does not have any SVO-Identified investments as defined in Statements of Statutory Accounting Principles ("SSAP") No. 26R, *Bonds-Revised*.

(6) Loan-backed securities are stated at either amortized cost or the lower of amortized cost or fair market value. Amortized cost is determined using the interest method and includes anticipated prepayments. The retrospective adjustment method is used to determine the amortized cost for the majority of loan-backed and structured securities. For certain securities, the prospective adjustments methodology is utilized, including interest-only securities and securities that have experienced an other-than-temporary impairment ("OTTI").

The Company made no other significant changes to its accounting policies or practices as of March 31, 2020.

Certain amounts in the Company's statutory basis financial statements have been reclassified to conform to the 2020 financial statement presentation.

**D. Going Concern**

None

**STATEMENT AS OF MARCH 31, 2020 OF THE Voya Retirement Insurance and Annuity Company**  
**NOTES TO FINANCIAL STATEMENTS**

**2. Accounting Changes and Corrections of Errors**

**B. Accounting Changes**

Effective January 1, 2020, VM-21 replaced AG43 for determining statutory reserves for individual variable annuity contracts. Both reserving methodologies are stochastic principle based, but there are some key differences. VM-21 stochastic utilizes VM-20 equity and interest rate scenarios. There were also changes to asset assumptions, which follow VM-20. The new standard projection amount (“SPA”) replaces the old standard scenario. The SPA uses the same stochastic scenarios as CTE, but with prescribed assumptions. Under AG43, the standard scenario dominated the Company’s reserve calculation. Under VM-21, the standard projection amount does not come into play, so the Company saw a drop in reserves with the stochastic reserve scenario. The net impact to surplus is an increase of \$169,676,026 with the tax impact of the valuation basis change reported on the Summary of Operations, Line 49.

See Note 21C for accounting pronouncements related to COVID-19.

**3. Business Combinations and Goodwill**

None

**4. Discontinued Operations**

None

**5. Investments**

**D. Loan-Backed Securities**

(1) Prepayment assumptions for loan-backed and structured securities are obtained from third party services, broker dealer survey values or internal estimates.

(2) The following table discloses in aggregate the OTTI recognized in accordance with structured securities subject to SSAP No. 43R, *Loan-backed and Structured Securities* (“SSAP No. 43R”) as of March 31, 2020 due to intent to sell or inability or lack of intent to hold to recovery.

	(1)	(2)		(3)
	Amortized Cost Basis Before Other-than-Temporary Impairment	Other-than-Temporary Impairment Recognized in Loss		Fair Value
		(2a) Interest	(2b) Non-interest	
OTTI recognized 1st Quarter				
a. Intent to sell	\$ 131,218,644	\$ 31,833,251	\$ —	\$ 99,385,393
b. Inability or lack of intent to retain the investment in the security for a period of time sufficient to recover the amortized cost basis	—	—	—	—
c. Total 1st Quarter	<u>\$ 131,218,644</u>	<u>\$ 31,833,251</u>	<u>\$ —</u>	<u>\$ 99,385,393</u>
m. Annual Aggregate Total		<u>\$ 31,833,251</u>	<u>\$ —</u>	



**STATEMENT AS OF MARCH 31, 2020 OF THE Voya Retirement Insurance and Annuity Company**  
**NOTES TO FINANCIAL STATEMENTS**

(3) The following table discloses in detail the OTTI's recognized by the Company in accordance with structured securities subject to SSAP No. 43R during the reporting period of January 1, 2020 to March 31, 2020:

(1)	(2)	(3)	(4)	(5)	(6)	(7)
CUSIP	Book/Adjusted Carrying Value Amortized Cost Before Current Period OTTI	Present Value of Projected Cash Flows	Recognized Other-Than- Temporary Impairment	Amortized Cost After Other- Than- Temporary Impairment	Fair Value at Time of OTTI	Date of Financial Statement Where Reported
02147PAZ7	\$ 248,959	\$ 217,898	\$ 31,061	\$ 217,898	\$ 217,898	3/31/2020
02151BAR9	866,816	556,041	310,775	556,041	556,041	3/31/2020
02151EAC6	539,810	393,838	145,972	393,838	393,838	3/31/2020
02151EAR3	960,963	715,061	245,902	715,061	715,061	3/31/2020
02151FAG4	536,411	412,815	123,596	412,815	412,815	3/31/2020
02151GAA5	255,816	230,579	25,237	230,579	230,579	3/31/2020
02151GAD9	266,605	239,795	26,810	239,795	239,795	3/31/2020
05946XR39	127,945	88,589	39,356	88,589	88,063	3/31/2020
059496BV0	283,001	271,424	11,577	271,424	271,424	3/31/2020
073879Z27	628,346	546,795	81,551	546,795	481,947	3/31/2020
12637HAL2	522,333	510,208	12,125	510,208	507,675	3/31/2020
12667GTM5	208,217	208,000	217	208,000	186,633	3/31/2020
12668AKU8	384,289	374,818	9,471	374,818	285,835	3/31/2020
18976GAL0	93,293	93,203	89	93,203	87,319	3/31/2020
362341XE4	506,249	497,305	8,945	497,305	496,475	3/31/2020
36242DT52	1,273,913	1,231,594	42,319	1,231,594	1,066,043	3/31/2020
36298XAA0	1,968,753	1,820,331	148,422	1,820,331	1,567,076	3/31/2020
52520TAS7	183,825	115,040	68,786	115,040	115,040	3/31/2020
57643MMM3	1,017,600	895,860	121,740	895,860	895,860	3/31/2020
74160MEV0	105,727	91,619	14,108	91,619	82,149	3/31/2020
74160MGP1	340,298	339,925	373	339,925	288,775	3/31/2020
74922GAK0	168,950	167,853	1,097	167,853	154,690	3/31/2020
74922RAH3	262,151	252,542	9,609	252,542	222,435	3/31/2020
75116CAA4	204,380	197,731	6,649	197,731	177,378	3/31/2020
761118JH2	407,986	399,361	8,625	399,361	469,073	3/31/2020
761118VY1	188,960	188,437	523	188,437	189,973	3/31/2020
92913BAL2	225,734	94,421	131,313	94,421	94,421	3/31/2020
94983JAC6	418,483	410,073	8,410	410,073	393,871	3/31/2020
Total			\$ 1,634,658			

(4) The following table shows all impaired securities at March 31, 2020 in the aggregate for which an OTTI has not been recognized in earnings as a realized loss, including securities with a recognized OTTI for non-interest related declines when a non-recognized interest related impairment remains:

a. Aggregate amount of unrealized losses:

1. Less than 12 Months	\$ 417,123,984
2. 12 Months or Longer	\$ 65,956,495

b. The aggregate related fair value  
of securities with unrealized losses:

1. Less than 12 Months	\$ 3,359,701,952
2. 12 Months or Longer	\$ 439,597,917

(5) If the fair value of a loan-backed or structured security is less than its amortized cost basis at the balance sheet date, the Company determines whether the impairment is other-than-temporary. Amortized cost basis includes adjustments made to the cost of an investment for accretion, amortization, collection of cash and previous OTTI recognized as a realized loss.

The general categories of information that the Company considers in reaching the conclusion that an impairment is other-than-temporary are as follows:

**Intent to Sell** - if the Company intends to sell the loan-backed or structured security (that is, it has decided to sell the security), an OTTI is considered to have occurred.

**Intent and Ability to Hold** - if the Company does not intend to sell the loan-backed or structured security, the Company determines whether it has the intent and ability to retain the investment in the security for a period of time sufficient to recover the amortized cost basis. If the Company does not have the intent and ability to retain the investment for the time sufficient to recover the amortized cost basis, an OTTI shall be considered to have occurred.

**STATEMENT AS OF MARCH 31, 2020 OF THE Voya Retirement Insurance and Annuity Company**  
**NOTES TO FINANCIAL STATEMENTS**

---

**Recovery of the Amortized Cost Basis** - if the Company does not expect to recover the entire amortized cost basis of the security, the Company would be unable to assert that it will recover its amortized cost basis even if it does not intend to sell the security and the entity has the intent and ability to hold. Therefore, in those situations, an OTTI shall be considered to have occurred. In assessing whether the entire amortized cost basis of the security will be recovered, the Company compares the present value of cash flows expected to be collected from the security with the amortized cost basis of the security. If present value of cash flows expected to be collected is less than the amortized cost basis of the security, the entire amortized cost basis of the security will not be recovered (that is, a non-interest related decline exists), and an OTTI shall be considered to have occurred.

The Company conducts a thorough quarterly review of all loan-backed and structured security holdings to conclude if the amortized cost basis of those securities is recoverable. This review is documented at a detailed level and encompasses numerous factors and assumptions. The overall credit tracking process yields a variety of key data that supports the impairment decision making process. The review process and related assumptions are updated quarterly based on trends in the marketplace.

As part of the quarterly review, the Company identifies securities whose ratio of credit enhancement to serious delinquency does not exhibit ample protection against principal loss. Those securities are put through a more detailed analysis which covers, among other factors, (a) an analysis of the underlying collateral characteristics; (b) a review of the historical performance of the collateral in the deal; (c) structural analysis of the security; and (d) cash flow scenario analysis.

The retrospective adjustment method is used to determine the amortized cost for the majority of loan-backed and structured securities. For certain securities, the prospective adjustments methodology is utilized, including interest-only securities and securities that have experienced an OTTI.

The market values for loan-backed and structured securities are obtained as follows:

1. For securities that are considered marketable - market values are received from third party pricing services or by obtaining a bid price from brokerage firms engaged in the business of trading those securities.
2. For securities that were privately placed and for which no ready market exists - the Company establishes fair market values using a matrix pricing system which considers key factors such as credit quality, industry sector, size of the issuer and transaction structure. A limited portion of the private placement portfolio is priced independently of the matrix system as described above.

E. Dollar Repurchase Agreements and Securities Lending Transactions

3) Collateral Sold or Received

	Fair Value
b) The fair value of that collateral and of the portion of that collateral that it has sold or repledged	\$ 766,564,588

F. Repurchase Agreements Transactions Accounted for as Secured Borrowing

None

G. Reverse Repurchase Agreements Transactions Accounted for as Secured Borrowing

None

H. Repurchase Agreements Transactions Accounted for as a Sale

None

I. Reverse Repurchase Agreements Transactions Accounted for as a Sale

None

M. Working Capital Finance Investments

None

N. Offsetting and Netting of Assets and Liabilities

None

**6. Joint Ventures, Partnerships and Limited Liability Companies**

No significant change

**7. Investment Income**

No significant change

**STATEMENT AS OF MARCH 31, 2020 OF THE Voya Retirement Insurance and Annuity Company**  
**NOTES TO FINANCIAL STATEMENTS**

---

**8. Derivative Instruments**

A. Derivatives under SSAP No. 86-*Derivatives*

(8) The Company does not have any derivative contracts with financing premiums.

B. Derivatives under SSAP No. 108-*Derivatives Hedging Variable Annuity Guarantees*

The Company does not hold any derivatives accounted for under SSAP No. 108 *Derivatives Hedging Variable Annuity Guarantee* ("SSAP No. 108").

**9. Income Taxes**

D. Reconciliation of Federal Income Tax Rate to Actual Effective Rate

The Coronavirus Aid, Relief and Economic Security ("CARES") Act, which became effective on March 27, 2020, is not expected to have a significant impact on corporate income tax.

**10. Information Concerning Parent, Subsidiaries and Affiliates**

A. Nature of Relationships

On December 18, 2019, the Company's parent, Voya Financial, Inc., entered into a Master Transaction Agreement (the "Resolution MTA") with Resolution Life U.S. Holdings Inc. ("Resolution Life US"), pursuant to which Voya Financial, Inc., agreed to sell its subsidiaries Security Life of Denver Insurance Company ("SLD") and Security Life of Denver International Limited ("SLDI") as well as several subsidiaries of SLD and one subsidiary of SLDI. As part of the transaction, Voya Financial, Inc., has also agreed to reinsure to SLD certain in-scope individual life insurance and annuities business assets of several of the Company's affiliates, including a 100% quota share of the Company's in-scope individual life and annuity business. The Company will remain a subsidiary of Voya Financial, Inc. This transaction will result in Voya Financial, Inc.'s disposition of substantially all of its life insurance and legacy non-retirement annuity business and related assets, and is expected to close by September 30, 2020 (collectively, the "Individual Life Transaction").

B. Transactions

On March 27, 2020, the Company received a dividend in the amount of \$20,000,000 from its wholly-owned subsidiary, VFP.

D. Amounts Due To/From Related Parties

As of March 31, 2020, the Company had an outstanding receivable of \$626,156,006 including principal and interest from Voya Financial, Inc. and no outstanding payable, under a reciprocal loan agreement between the Company and Voya Financial, Inc.

**STATEMENT AS OF MARCH 31, 2020 OF THE Voya Retirement Insurance and Annuity Company**  
**NOTES TO FINANCIAL STATEMENTS**

**11. Debt**

**B. FHLB (Federal Home Loan Bank) Agreements**

(1) The Company is a member of the FHLB of Boston. Through its membership, the Company has conducted business activity (issued funding agreements) with the FHLB. It is part of the Company's strategy to utilize these funds for spread lending purposes. The Company has determined the estimated maximum borrowing capacity as \$2,000,000,000. The Company has the ability to obtain funding from the FHLB based on a limit on the amount of assets pledged as collateral and subject to the availability of eligible collateral. The maximum across all programs is limited to 100% of the total surplus one quarter in arrears.

(2) FHLB Capital Stock

a. Aggregate Totals

1. Current Year	1	2	3
	Total	General	Separate
	2+3	Account	Accounts
(a) Membership Stock-Class A	\$ —	\$ —	\$ —
(b) Membership Stock-Class B	9,286,000	9,286,000	—
(c) Activity Stock	34,200,000	34,200,000	—
(d) Excess Stock	—	—	—
(e) Aggregate Total (a+b+c+d)	43,486,000	43,486,000	—
(f) Actual or estimated Borrowing Capacity as Determined by the Insurer	\$1,017,668,629	XXX	XXX

2. Prior year-end	1	2	3
	Total	General	Separate
	2+3	Account	Accounts
(a) Membership Stock-Class A	\$ —	\$ —	\$ —
(b) Membership Stock-Class B	9,286,000	9,286,000	—
(c) Activity Stock	35,000,000	35,000,000	—
(d) Excess Stock	—	—	—
(e) Aggregate Total (a+b+c+d)	44,286,000	44,286,000	—
(f) Actual or estimated Borrowing Capacity as Determined by the Insurer	\$ 999,194,303	XXX	XXX

b. Membership Stock (Class A and B) Eligible and Not Eligible for Redemption

Membership Stock	1	2	Eligible for Redemption			
			3	4	5	6
Current Year Total (2+3+4+5+6)	Not Eligible for Redemption					
1. Class A	\$ —	\$ —	\$ —	\$ —	\$ —	\$ —
2. Class B	9,286,000	9,286,000	—	—	—	—



**STATEMENT AS OF MARCH 31, 2020 OF THE Voya Retirement Insurance and Annuity Company**  
**NOTES TO FINANCIAL STATEMENTS**

(3) Collateral Pledged to FHLB

a. Amount Pledged as of March 31, 2020

	1	2	3
	<u>Fair Value</u>	<u>Carrying Value</u>	<u>Aggregate Total Borrowing</u>
1. Current Year Total General and Separate Accounts			
Total Collateral Pledged (Lines 2+3)	\$ 1,110,755,918	\$ 961,266,455	\$ 855,000,000
2. Current Year General Account			
Total Collateral Pledged	\$ 1,110,755,918	\$ 961,266,455	\$ 855,000,000
3. Current Year Separate Accounts			
Total Collateral Pledged	\$ —	\$ —	\$ —
4. Prior year-end Total General and Separate Accounts			
Total Collateral Pledged	\$ 1,087,419,456	\$ 990,324,982	\$ 875,000,000

b. Maximum Amount Pledged During Reporting Period

	1	2	3
	<u>Fair Value</u>	<u>Carrying Value</u>	<u>Amount Borrowed at Time of Maximum Collateral</u>
1. Current Year Total General and Separate Accounts			
Maximum Collateral Pledged (Lines 2+3)	\$ 1,103,442,513	\$ 971,141,513	\$ 700,000,000
2. Current Year General Account			
Maximum Collateral Pledged	\$ 1,103,442,513	\$ 971,141,513	\$ 700,000,000
3. Current Year Separate Accounts			
Maximum Collateral Pledged	\$ —	\$ —	\$ —
4. Prior year-end Total General and Separate Accounts			
Maximum Collateral Pledged	\$ 1,087,419,446	\$ 990,324,982	\$ 875,000,000

**STATEMENT AS OF MARCH 31, 2020 OF THE Voya Retirement Insurance and Annuity Company**  
**NOTES TO FINANCIAL STATEMENTS**

(4) Borrowing from FHLB

a. Amount as of March 31, 2020

1. Current Year

	1	2	3	4
	<b>Total</b>	<b>General</b>	<b>Separate</b>	<b>Funding Agreements</b>
	<b>2+3</b>	<b>Account</b>	<b>Accounts</b>	<b>Reserves Established</b>
(a) Debt	\$ —	\$ —	\$ —	XXX
(b) Funding Agreements	855,000,000	855,000,000	—	772,582,982
(c) Other	—	—	—	XXX
(d) Aggregate Total (a+b+c)	855,000,000	855,000,000	—	772,582,982

2. Prior Year-end

	1	2	3	4
	<b>Total</b>	<b>General</b>	<b>Separate</b>	<b>Funding Agreements</b>
	<b>2+3</b>	<b>Account</b>	<b>Accounts</b>	<b>Reserves Established</b>
(a) Debt	\$ —	\$ —	\$ —	XXX
(b) Funding Agreements	875,000,000	875,000,000	—	817,531,004
(c) Other	—	—	—	XXX
(d) Aggregate Total (a+b+c)	875,000,000	875,000,000	—	817,531,004

b. Maximum Amount During 2020

	1	2	3
	<b>Total</b>	<b>General</b>	<b>Separate</b>
	<b>2+3</b>	<b>Account</b>	<b>Accounts</b>
1. Debt	\$ —	\$ —	\$ —
2. Funding Agreements	855,000,000	855,000,000	—
3. Other	—	—	—
4. Aggregate Total (Lines 1+2+3)	855,000,000	855,000,000	—

c. FHLB - Prepayment Obligations

	<b>Does the Company have prepayment obligations under the following arrangements (YES/NO)?</b>
1. Debt	No
2. Funding Agreements	No
3. Other	No

**STATEMENT AS OF MARCH 31, 2020 OF THE Voya Retirement Insurance and Annuity Company**  
**NOTES TO FINANCIAL STATEMENTS**

**12. Retirement Plans, Deferred Compensation, Postemployment Benefits and Compensated Absences and Other Postretirement Benefit Plans**

A. Defined Benefit Plan

The Company sponsors non-contributory supplemental retirement non-qualified plans covering certain U.S. employees. As of March 31, 2020, the Company accrued in accordance with actuarially determined amounts with an offset to the pension cost accrual for the incremental asset amortization.

A summary of the net periodic benefit cost of the Company's benefit plans is as follows at March 31, 2020 and December 31, 2019:

(4) Components of net periodic benefit cost

	Pension Benefits		Postretirement Benefits		Special or Contractual Benefits Per SSAP No. 11	
	2020	2019	2020	2019	2020	2019
a. Service cost	\$ —	—	\$ —	—	\$ —	\$ —
b. Interest cost	663,800	3,436,946	12,800	70,174	—	3,307
c. Expected return on plan assets	—	—	—	—	—	—
d. Transition asset or obligation	—	—	—	—	—	—
e. Gains and losses	493,677	1,373,877	(29,187)	(133,636)	—	(195,007)
f. Prior service cost or credit	—	(50,227)	(254,872)	(1,019,487)	—	—
g. Gain or loss recognized due to a settlement or curtailment	—	—	—	—	—	—
h. Total net periodic benefit cost	\$ 1,157,477	\$ 4,760,596	\$ (271,259)	\$ (1,082,949)	\$ —	\$ (191,700)

**13. Capital and Surplus, Shareholders' Dividend Restrictions and Quasi-Reorganizations**

No significant change

**14. Liabilities, Contingencies, and Assessments**

No significant change

**15. Leases**

No significant change

**16. Information About Financial Instruments With Off-Balance Sheet Risk and Financial Instruments With Concentrations of Credit Risk**

No significant change

**17. Sale, Transfer and Servicing of Financial Assets and Extinguishments of Liabilities**

None

**18. Gain or Loss to the Reporting Entity from Uninsured Plans and the Uninsured Portion of Partially Insured Plans**

None

**19. Direct Premium Written/Produced by Managing General Agents/Third Party Administrators**

None

**STATEMENT AS OF MARCH 31, 2020 OF THE Voya Retirement Insurance and Annuity Company**  
**NOTES TO FINANCIAL STATEMENTS**

**20. Fair Value Measurements**

**A. Fair Value Measurements at Reporting Date**

(1) The table below shows assets and liabilities measured and reported at net asset value ("NAV") or fair value in which the fair value measurements use quoted prices in active markets for identical assets or liabilities (Level 1), significant other observable inputs (Level 2) and significant unobservable inputs (Level 3) as of March 31, 2020:

Description for each class of asset or liability	(Level 1)	(Level 2)	(Level 3)	Net Asset Value (NAV)	Total
<b>a. Assets at fair value</b>					
Bonds					
Foreign	\$ —	\$ —	\$ 144,955	\$ —	\$ 144,955
Total Bonds	\$ —	\$ —	\$ 144,955	\$ —	\$ 144,955
Common stock	11,601	43,486,000	13,850,770	—	57,348,371
Derivatives assets					
Credit contracts	—	191,240	—	—	191,240
Equity contracts	—	451,044	—	—	451,044
Foreign exchange contracts	—	3,149,034	—	—	3,149,034
Interest rate contracts	27,875,301	859,975,317	—	—	887,850,618
Total Derivatives	\$ 27,875,301	\$ 863,766,635	\$ —	\$ —	\$ 891,641,936
Separate account assets	59,496,165,554	7,517,583,814	142,039,573	—	67,155,788,941
Total assets at fair value/NAV	<u>\$ 59,524,052,456</u>	<u>\$ 8,424,836,449</u>	<u>\$ 156,035,298</u>	<u>\$ —</u>	<u>\$ 68,104,924,203</u>
<b>b. Liabilities at fair value</b>					
Deposit type contracts	\$ —	\$ 21,058,234	\$ —	\$ —	\$ 21,058,234
Derivatives liabilities					
Credit contracts	—	493,902	—	—	493,902
Equity contracts	—	252,429	—	—	252,429
Foreign exchange contracts	—	22,468	—	—	22,468
Interest rate contracts	1,038,469	559,486,298	—	—	560,524,767
Total Derivatives	\$ 1,038,469	\$ 560,255,097	\$ —	\$ —	\$ 561,293,566
Separate account liabilities	—	14,890	—	—	14,890
Total liabilities	<u>\$ 1,038,469</u>	<u>\$ 581,328,221</u>	<u>\$ —</u>	<u>\$ —</u>	<u>\$ 582,366,690</u>

(2) The table below summarizes the changes in fair value of the Company's assets and liabilities using significant unobservable inputs (Level 3) during the reporting period of January 1, 2020 to March 31, 2020:

Description	Beginning balance at January 1, 2020	Transfers into Level 3	Transfers out of Level 3	Total gains and (losses) included in Net Income	Total gains and (losses) included in Surplus	Purchases	Issuances	Sales	Settlements	Ending balance at March 31, 2020
<b>a. Assets</b>										
Bonds										
Foreign	\$ —	\$ 145,000	\$ —	\$ —	\$ (45)	\$ —	\$ —	\$ —	\$ —	\$ 144,955
Common Stock	16,496,844	—	—	(1)	(2,646,073)	—	—	—	—	13,850,770
Separate accounts	116,421,104	—	(18,000,000)	(2,692,902)	(91,746)	47,000,000	—	(102,265)	(494,618)	142,039,573
Total Assets	<u>\$ 132,917,948</u>	<u>\$ 145,000</u>	<u>\$ (18,000,000)</u>	<u>\$ (2,692,903)</u>	<u>\$ (2,737,864)</u>	<u>\$ 47,000,000</u>	<u>\$ —</u>	<u>\$ (102,265)</u>	<u>\$ (494,618)</u>	<u>\$ 156,035,298</u>
<b>b. Liabilities</b>										
Total Liabilities	<u>\$ —</u>	<u>\$ —</u>	<u>\$ —</u>	<u>\$ —</u>	<u>\$ —</u>	<u>\$ —</u>	<u>\$ —</u>	<u>\$ —</u>	<u>\$ —</u>	<u>\$ —</u>

Transfers in and out of Level 3 during the period of January 1, 2020 to March 31, 2020 are due to the variation in inputs relied upon for valuation each quarter. Securities that are primarily valued using independent broker quotes when prices are not available from one of the commercial pricing services are reflected as transfers into Level 3, as these securities are generally less liquid with very limited trading activity or where less transparency exists corroborating the inputs to the valuation methodologies. When securities are valued using more widely available information, the securities are transferred out of Level 3 and into Level 1 or 2, as appropriate.

(3) The fair value hierarchy gives the highest priority to quoted prices in active markets for identical assets or liabilities (Level 1) and the lowest priority to unobservable inputs (Level 3). If the inputs used to measure fair value fall within different levels of the hierarchy, the category level is based on the lowest priority level input that is significant to the fair value measurement of the instrument.



**STATEMENT AS OF MARCH 31, 2020 OF THE Voya Retirement Insurance and Annuity Company**  
**NOTES TO FINANCIAL STATEMENTS**

---

Financial assets and liabilities recorded at fair value on the balance sheet are categorized as follows:

- Level 1 - Unadjusted quoted prices for identical assets or liabilities in an active market.
- Level 2 - Quoted prices in markets that are not active or inputs that are observable either directly or indirectly for substantially the full term of the asset or liability. Level 2 inputs include the following:
  - Quoted prices for similar assets or liabilities in active markets;
  - Quoted prices for identical or similar assets or liabilities in non-active markets;
  - Inputs other than quoted market prices that are observable; and
  - Inputs that are derived principally from or corroborated by observable market data through correlation or other means.
- Level 3 - Prices or valuation techniques that require inputs that are both unobservable and significant to the overall fair value measurement. These valuations, whether derived internally or obtained from a third party, use critical assumptions that are not widely available to estimate market participant expectations in valuing the asset or liability.

(4) Fair values are based on quoted market prices when available. When market prices are not available, fair value is generally estimated using discounted cash flow analyses, incorporating current market inputs for similar financial instruments with comparable terms and credit quality (matrix pricing). In instances where there is little or no market activity for the same or similar instruments, the Company estimates fair value using methods, models and assumptions that management believes market participants would use to determine a current transaction price. These valuation techniques involve some level of management estimation and judgment which becomes significant with increasingly complex instruments or pricing models. Where appropriate, adjustments are included to reflect the risk inherent in a particular methodology, model or input used.

Derivatives are carried at fair value, which is determined using the Company's derivative accounting system in conjunction with observable key financial data from third-party sources, such as yield curves, exchange rates, S&P 500 Index prices and London Interbank Offered Rates ("LIBOR") and Overnight Index Swap Rates ("OIS"). For those derivatives that are unable to be valued by the accounting system, the Company typically utilizes values established by third-party brokers. Derivatives which qualify for special hedge accounting treatment are reported in a manner that is consistent with the accounting for the hedged asset or liability.

(5) See Note 20A(1-4) for disclosures on derivative assets and liabilities.

B. Other Fair Value Disclosures  
None

**STATEMENT AS OF MARCH 31, 2020 OF THE Voya Retirement Insurance and Annuity Company**  
**NOTES TO FINANCIAL STATEMENTS**

C. Aggregate Fair Value Disclosures

The following table shows all financial instruments and the level within the fair value or NAV hierarchy in which the fair value measurements fall as of March 31, 2020:

Type of Financial Instrument	Aggregate Fair Value	Carrying Value	(Level 1)	(Level 2)	(Level 3)	Net Asset Value (NAV)	Not Practicable (Carrying Value)
<b>Assets</b>							
Bonds	\$ 25,506,251,558	\$ 24,547,823,200	\$ 624,853,333	\$ 23,836,204,527	\$ 1,045,193,698	\$ —	\$ —
Preferred stock	199,031,040	191,528,114	15,263,572	17,794,044	165,973,424	—	—
Common stock	57,348,375	57,348,371	11,605	43,486,000	13,850,770	—	—
Mortgage loans	4,845,717,560	4,773,591,130	—	—	4,845,717,560	—	—
Contract loans	240,568,645	240,568,645	240,568,645	—	—	—	—
Other invested assets	253,144,783	214,295,440	—	253,018,294	126,489	—	—
Cash, cash equivalents and short-term investments	626,491,416	626,491,416	—	626,136,526	354,890	—	—
<b>Derivatives</b>							
Credit contracts	191,240	191,240	—	191,240	—	—	—
Equity contracts	451,044	451,044	—	451,044	—	—	—
Foreign exchange contracts	63,153,588	27,139,247	—	63,153,588	—	—	—
Interest rate contracts	890,465,600	887,850,618	28,275,441	862,190,159	—	—	—
Separate account assets	67,156,138,975	67,156,138,975	59,496,165,554	7,517,583,814	142,389,607	—	—
<b>Total Assets</b>	<b>\$ 99,838,953,824</b>	<b>\$ 98,723,417,440</b>	<b>\$ 60,405,138,150</b>	<b>\$ 33,220,209,236</b>	<b>\$ 6,213,606,438</b>	<b>\$ —</b>	<b>\$ —</b>
<b>Liabilities</b>							
Supplementary contracts and immediate annuities	\$ 406,066,220	\$ 283,311,948	\$ —	\$ —	\$ 406,066,220	\$ —	\$ —
Deposit type contracts	883,286,139	793,641,216	—	883,286,139	—	—	—
<b>Derivatives</b>							
Credit contracts	2,009,485	2,826,175	—	2,009,485	—	—	—
Equity contracts	252,429	252,429	—	252,429	—	—	—
Foreign exchange contracts	(6,438,896)	3,348,045	—	(6,438,896)	—	—	—
Interest rate contracts	833,870,999	560,524,767	1,672,622	832,198,377	—	—	—
Long-term debt	3,917,009	3,917,009	—	3,917,009	—	—	—
Separate account liabilities	14,890	14,890	—	14,890	—	—	—
<b>Total Liabilities</b>	<b>\$ 2,122,978,275</b>	<b>\$ 1,647,836,479</b>	<b>\$ 1,672,622</b>	<b>\$ 1,715,239,433</b>	<b>\$ 406,066,220</b>	<b>\$ —</b>	<b>\$ —</b>

D. Reasons Not Practicable to Estimate Fair Value

None

E. Investments measured using the NAV practical expedient pursuant to SSAP No. 100R, *Fair Value*

None

**21. Other Items**

C. Other Disclosures

The spread of the COVID-19 virus has caused significant financial market volatility, economic uncertainty, and interruptions to normal business activities. As of the date of issuance of these financial statements, the full impact to the Company is unknown since the outbreak is still evolving. On April 15, 2020, the NAIC adopted the following guidance: INT 20-01: *ASU 2020-04 - Reference Rate Reform*, INT 20-02: *Extension of Ninety-Day Rule for Impact of COVID-19*, INT 20-03: *Troubled Debt Restructuring Due to COVID-19*, and INT 20-04: *Mortgage Loan Impairment Assessment Due to COVID-19*. The Company is evaluating what, if any, impacts this guidance may have on the financial statements.

The mandatory business shutdowns and stay-at-home orders implemented in most states have required the Company to make significant changes to the day-to-day conduct of business. The company's business has been deemed an essential service in most or all jurisdictions and employees have continued working, primarily from home. Based on the Company's experience to date, this transition to a work-from-home arrangement has been very successful. The Company has not experienced any material impact to internal controls over financial reporting due to the COVID-19 pandemic. The Company is continually monitoring and assessing the COVID-19 situation on internal controls to minimize the impact to design and operating effectiveness.

Because both the public health and economic circumstances are changing so rapidly at present, it is impossible to predict how COVID-19 will affect the Company's financial condition. Absent a further significant and prolonged market shock, however, the Company does not anticipate any material effect on its balance sheet, capital or liquidity.

**STATEMENT AS OF MARCH 31, 2020 OF THE Voya Retirement Insurance and Annuity Company**  
**NOTES TO FINANCIAL STATEMENTS**

---

**22. Events Subsequent**

Type I – Recognized Subsequent Events

The Company is not aware of any events occurring subsequent to March 31, 2020 that may have a material effect on the Company's financial statements. The Company evaluated events subsequent to March 31, 2020 through May 14, 2020, the date the statutory financial statements were available to be issued.

Type II – Nonrecognized Subsequent Events

The Company is not aware of any events occurring subsequent to March 31, 2020 that may have a material effect on the Company's financial statements. The Company evaluated events subsequent to March 31, 2020 through May 14, 2020, the date the statutory financial statements were available to be issued.

**23. Reinsurance**

No significant change

**24. Retrospectively Rated Contracts & Contracts Subject to Redetermination**

E. Risk Sharing Provisions of the Affordable Care Act ("ACA")

None

**25. Change in Incurred Losses and Loss Adjustment Expenses**

None

**26. Intercompany Pooling Arrangements**

None

**27. Structured Settlements**

None

**28. Health Care Receivables**

None

**29. Participating Policies**

None

**30. Premium Deficiency Reserves**

None

**31. Reserves for Life Contracts and Annuity Contracts**

No significant change

**32. Analysis of Annuity Actuarial Reserves and Deposit Type Contract Liabilities by Withdrawal Characteristics**

No significant change

**33. Analysis of Life Actuarial Reserves by Withdrawal Characteristics**

No significant change

**34. Premium & Annuity Considerations Deferred and Uncollected**

No significant change

**35. Separate Accounts**

No significant change

**36. Loss/Claim Adjustment Expenses**

None

STATEMENT AS OF MARCH 31, 2020 OF THE VOYA RETIREMENT INSURANCE AND ANNUITY COMPANY  
**GENERAL INTERROGATORIES**

**PART 1 - COMMON INTERROGATORIES**

**GENERAL**

- 1.1 Did the reporting entity experience any material transactions requiring the filing of Disclosure of Material Transactions with the State of Domicile, as required by the Model Act? ..... Yes [ ] No [ X ]
- 1.2 If yes, has the report been filed with the domiciliary state? ..... Yes [ ] No [ ]
- 2.1 Has any change been made during the year of this statement in the charter, by-laws, articles of incorporation, or deed of settlement of the reporting entity? ..... Yes [ ] No [ X ]
- 2.2 If yes, date of change: .....
- 3.1 Is the reporting entity a member of an Insurance Holding Company System consisting of two or more affiliated persons, one or more of which is an insurer? ..... Yes [ X ] No [ ]  
 If yes, complete Schedule Y, Parts 1 and 1A.
- 3.2 Have there been any substantial changes in the organizational chart since the prior quarter end? ..... Yes [ X ] No [ ]
- 3.3 If the response to 3.2 is yes, provide a brief description of those changes.  
 Changes in ownership of entities, dissolution of entities, mergers and creation of entities during the quarter.
- 3.4 Is the reporting entity publicly traded or a member of a publicly traded group? ..... Yes [ X ] No [ ]
- 3.5 If the response to 3.4 is yes, provide the CIK (Central Index Key) code issued by the SEC for the entity/group. .... 0000837010
- 4.1 Has the reporting entity been a party to a merger or consolidation during the period covered by this statement? ..... Yes [ ] No [ X ]  
 If yes, complete and file the merger history data file with the NAIC.
- 4.2 If yes, provide the name of the entity, NAIC Company Code, and state of domicile (use two letter state abbreviation) for any entity that has ceased to exist as a result of the merger or consolidation.

1 Name of Entity	2 NAIC Company Code	3 State of Domicile

5. If the reporting entity is subject to a management agreement, including third-party administrator(s), managing general agent(s), attorney-in-fact, or similar agreement, have there been any significant changes regarding the terms of the agreement or principals involved? ..... Yes [ ] No [ X ] N/A [ ]  
 If yes, attach an explanation.
- 6.1 State as of what date the latest financial examination of the reporting entity was made or is being made. .... 12/31/2019
- 6.2 State the as of date that the latest financial examination report became available from either the state of domicile or the reporting entity. This date should be the date of the examined balance sheet and not the date the report was completed or released. .... 12/31/2014
- 6.3 State as of what date the latest financial examination report became available to other states or the public from either the state of domicile or the reporting entity. This is the release date or completion date of the examination report and not the date of the examination (balance sheet date). .... 03/09/2016
- 6.4 By what department or departments?  
 Connecticut
- 6.5 Have all financial statement adjustments within the latest financial examination report been accounted for in a subsequent financial statement filed with Departments? ..... Yes [ ] No [ ] N/A [ X ]
- 6.6 Have all of the recommendations within the latest financial examination report been complied with? ..... Yes [ ] No [ ] N/A [ X ]
- 7.1 Has this reporting entity had any Certificates of Authority, licenses or registrations (including corporate registration, if applicable) suspended or revoked by any governmental entity during the reporting period? ..... Yes [ ] No [ X ]
- 7.2 If yes, give full information:
- 8.1 Is the company a subsidiary of a bank holding company regulated by the Federal Reserve Board? ..... Yes [ ] No [ X ]
- 8.2 If response to 8.1 is yes, please identify the name of the bank holding company.
- 8.3 Is the company affiliated with one or more banks, thrifts or securities firms? ..... Yes [ X ] No [ ]
- 8.4 If response to 8.3 is yes, please provide below the names and location (city and state of the main office) of any affiliates regulated by a federal regulatory services agency [i.e. the Federal Reserve Board (FRB), the Office of the Comptroller of the Currency (OCC), the Federal Deposit Insurance Corporation (FDIC) and the Securities Exchange Commission (SEC)] and identify the affiliate's primary federal regulator.

1 Affiliate Name	2 Location (City, State)	3 FRB	4 OCC	5 FDIC	6 SEC
Voya Alternative Asset Management LLC	New York, NY	NO	NO	NO	YES
Voya America Equities, Inc.	Windsor, CT	NO	NO	NO	YES
Voya Financial Partners, LLC	Windsor, CT	NO	NO	NO	YES
Voya Financial Advisors, Inc.	Des Moines, IA	NO	NO	NO	YES
Voya Investment Management Co. LLC	New York, NY	NO	NO	NO	YES
Voya Investment Management LLC	Atlanta, GA	NO	NO	NO	YES
Voya Investments Distributor, LLC	Scottsdale, AZ	NO	NO	NO	YES
Voya Investments, LLC	Scottsdale, AZ	NO	NO	NO	YES
Voya Retirement Advisors, LLC	Windsor, CT	NO	NO	NO	YES



STATEMENT AS OF MARCH 31, 2020 OF THE VOYA RETIREMENT INSURANCE AND ANNUITY COMPANY  
**GENERAL INTERROGATORIES**

- 9.1 Are the senior officers (principal executive officer, principal financial officer, principal accounting officer or controller, or persons performing similar functions) of the reporting entity subject to a code of ethics, which includes the following standards? ..... Yes  No   
 (a) Honest and ethical conduct, including the ethical handling of actual or apparent conflicts of interest between personal and professional relationships;  
 (b) Full, fair, accurate, timely and understandable disclosure in the periodic reports required to be filed by the reporting entity;  
 (c) Compliance with applicable governmental laws, rules and regulations;  
 (d) The prompt internal reporting of violations to an appropriate person or persons identified in the code; and  
 (e) Accountability for adherence to the code.
- 9.11 If the response to 9.1 is No, please explain:
- 9.2 Has the code of ethics for senior managers been amended? ..... Yes  No
- 9.21 If the response to 9.2 is Yes, provide information related to amendment(s).
- 9.3 Have any provisions of the code of ethics been waived for any of the specified officers? ..... Yes  No
- 9.31 If the response to 9.3 is Yes, provide the nature of any waiver(s).

**FINANCIAL**

- 10.1 Does the reporting entity report any amounts due from parent, subsidiaries or affiliates on Page 2 of this statement? ..... Yes  No
- 10.2 If yes, indicate any amounts receivable from parent included in the Page 2 amount: ..... \$ .....0

**INVESTMENT**

- 11.1 Were any of the stocks, bonds, or other assets of the reporting entity loaned, placed under option agreement, or otherwise made available for use by another person? (Exclude securities under securities lending agreements.) ..... Yes  No
- 11.2 If yes, give full and complete information relating thereto:  
 Investments in other pledged collateral of \$72,403,154
12. Amount of real estate and mortgages held in other invested assets in Schedule BA: ..... \$ .....0
13. Amount of real estate and mortgages held in short-term investments: ..... \$ .....0
- 14.1 Does the reporting entity have any investments in parent, subsidiaries and affiliates? ..... Yes  No
- 14.2 If yes, please complete the following:

	1 Prior Year-End Book/Adjusted Carrying Value	2 Current Quarter Book/Adjusted Carrying Value
14.21 Bonds .....	\$ 175,491,667	\$ 188,128,525
14.22 Preferred Stock .....	\$ 0	\$ 0
14.23 Common Stock .....	\$ 0	\$ 0
14.24 Short-Term Investments .....	\$ 69,100,000	\$ 626,136,527
14.25 Mortgage Loans on Real Estate .....	\$ 0	\$ 0
14.26 All Other .....	\$ 185,157,227	\$ 149,220,436
14.27 Total Investment in Parent, Subsidiaries and Affiliates (Subtotal Lines 14.21 to 14.26) .....	\$ 429,748,894	\$ 963,485,488
14.28 Total Investment in Parent included in Lines 14.21 to 14.26 above .....	\$ 69,100,000	\$ 626,136,527

- 15.1 Has the reporting entity entered into any hedging transactions reported on Schedule DB? ..... Yes  No
- 15.2 If yes, has a comprehensive description of the hedging program been made available to the domiciliary state? ..... Yes  No  N/A   
 If no, attach a description with this statement.
16. For the reporting entity's security lending program, state the amount of the following as of the current statement date:
- 16.1 Total fair value of reinvested collateral assets reported on Schedule DL, Parts 1 and 2 ..... \$ .....765,188,263
- 16.2 Total book adjusted/carrying value of reinvested collateral assets reported on Schedule DL, Parts 1 and 2 ..... \$ .....766,564,588
- 16.3 Total payable for securities lending reported on the liability page. .... \$ .....766,564,588

STATEMENT AS OF MARCH 31, 2020 OF THE VOYA RETIREMENT INSURANCE AND ANNUITY COMPANY  
**GENERAL INTERROGATORIES**

17. Excluding items in Schedule E - Part 3 - Special Deposits, real estate, mortgage loans and investments held physically in the reporting entity's offices, vaults or safety deposit boxes, were all stocks, bonds and other securities, owned throughout the current year held pursuant to a custodial agreement with a qualified bank or trust company in accordance with Section 1, III - General Examination Considerations, F. Outsourcing of Critical Functions, Custodial or Safekeeping Agreements of the NAIC Financial Condition Examiners Handbook? ..... Yes [  ] No [  ]
- 17.1 For all agreements that comply with the requirements of the NAIC Financial Condition Examiners Handbook, complete the following:

1 Name of Custodian(s)	2 Custodian Address
Bank of New York Mellon .....	One Wall Street New York, NY 10286 .....

- 17.2 For all agreements that do not comply with the requirements of the NAIC Financial Condition Examiners Handbook, provide the name, location and a complete explanation:

1 Name(s)	2 Location(s)	3 Complete Explanation(s)
.....	.....	.....

- 17.3 Have there been any changes, including name changes, in the custodian(s) identified in 17.1 during the current quarter? ..... Yes [  ] No [  ]
- 17.4 If yes, give full information relating thereto:

1 Old Custodian	2 New Custodian	3 Date of Change	4 Reason
.....	.....	.....	.....

- 17.5 Investment management – Identify all investment advisors, investment managers, broker/dealers, including individuals that have the authority to make investment decisions on behalf of the reporting entity. For assets that are managed internally by employees of the reporting entity, note as such. ["...that have access to the investment accounts"; "...handle securities"]

1 Name of Firm or Individual	2 Affiliation
Voya Investment Management LLC .....	A.....
BlackRock Financial Management, Inc. ....	U.....
Blackstone Alternative Asset Management L.P. ....	U.....

- 17.5097 For those firms/individuals listed in the table for Question 17.5, do any firms/individuals unaffiliated with the reporting entity (i.e. designated with a "U") manage more than 10% of the reporting entity's invested assets? ..... Yes [  ] No [  ]

- 17.5098 For firms/individuals unaffiliated with the reporting entity (i.e. designated with a "U") listed in the table for Question 17.5, does the total assets under management aggregate to more than 50% of the reporting entity's invested assets? ..... Yes [  ] No [  ]

- 17.6 For those firms or individuals listed in the table for 17.5 with an affiliation code of "A" (affiliated) or "U" (unaffiliated), provide the information for the table below.

1	2	3	4	5
Central Registration Depository Number	Name of Firm or Individual	Legal Entity Identifier (LEI)	Registered With	Investment Management Agreement (IMA) Filed
108934 .....	Voya Investment Management LLC .....	MZJU01BGQ7J1KULQSB89 .....	SEC .....	DS.....
107105 .....	BlackRock Financial Management, Inc. ....	549300LVXY1VJKE13M84 .....	SEC .....	NO.....
107580 .....	Blackstone Alternative Asset Management L.P. ....	549300R4EZHU6DUS3S67 .....	SEC .....	NO.....

- 18.1 Have all the filing requirements of the Purposes and Procedures Manual of the NAIC Investment Analysis Office been followed? ..... Yes [  ] No [  ]
- 18.2 If no, list exceptions:

19. By self-designating 5GI securities, the reporting entity is certifying the following elements for each self-designated 5GI security:
- a. Documentation necessary to permit a full credit analysis of the security does not exist or an NAIC CRP credit rating for an FE or PL security is not available.
  - b. Issuer or obligor is current on all contracted interest and principal payments.
  - c. The insurer has an actual expectation of ultimate payment of all contracted interest and principal.
- Has the reporting entity self-designated 5GI securities? ..... Yes [  ] No [  ]

20. By self-designating PLGI securities, the reporting entity is certifying the following elements of each self-designated PLGI security:
- a. The security was purchased prior to January 1, 2018.
  - b. The reporting entity is holding capital commensurate with the NAIC Designation reported for the security.
  - c. The NAIC Designation was derived from the credit rating assigned by an NAIC CRP in its legal capacity as a NRSRO which is shown on a current private letter rating held by the insurer and available for examination by state insurance regulators.
  - d. The reporting entity is not permitted to share this credit rating of the PL security with the SVO.
- Has the reporting entity self-designated PLGI securities? ..... Yes [  ] No [  ]

21. By assigning FE to a Schedule BA non-registered private fund, the reporting entity is certifying the following elements of each self-designated FE fund:
- a. The shares were purchased prior to January 1, 2019.
  - b. The reporting entity is holding capital commensurate with the NAIC Designation reported for the security.
  - c. The security had a public credit rating(s) with annual surveillance assigned by an NAIC CRP in its legal capacity as an NRSRO prior to January 1, 2019.
  - d. The fund only or predominantly holds bonds in its portfolio.
  - e. The current reported NAIC Designation was derived from the public credit rating(s) with annual surveillance assigned by an NAIC CRP in its legal capacity as an NRSRO.
  - f. The public credit rating(s) with annual surveillance assigned by an NAIC CRP has not lapsed.
- Has the reporting entity assigned FE to Schedule BA non-registered private funds that complied with the above criteria? ..... Yes [  ] No [  ]

STATEMENT AS OF MARCH 31, 2020 OF THE VOYA RETIREMENT INSURANCE AND ANNUITY COMPANY  
**GENERAL INTERROGATORIES**

**PART 2 - LIFE AND ACCIDENT AND HEALTH COMPANIES/FRATERNAL BENEFIT SOCIETIES**

**Life and Accident Health Companies/Fraternal Benefit Societies:**

1. Report the statement value of mortgage loans at the end of this reporting period for the following categories: 1  
Amount
- 1.1 Long-Term Mortgages In Good Standing
- 1.11 Farm Mortgages ..... \$ ..... 0
- 1.12 Residential Mortgages ..... \$ ..... 0
- 1.13 Commercial Mortgages ..... \$ ..... 4,773,591,130
- 1.14 Total Mortgages in Good Standing ..... \$ ..... 4,773,591,130
- 1.2 Long-Term Mortgages In Good Standing with Restructured Terms
- 1.21 Total Mortgages in Good Standing with Restructured Terms ..... \$ ..... 0
- 1.3 Long-Term Mortgage Loans Upon which Interest is Overdue more than Three Months
- 1.31 Farm Mortgages ..... \$ ..... 0
- 1.32 Residential Mortgages ..... \$ ..... 0
- 1.33 Commercial Mortgages ..... \$ ..... 0
- 1.34 Total Mortgages with Interest Overdue more than Three Months ..... \$ ..... 0
- 1.4 Long-Term Mortgage Loans in Process of Foreclosure
- 1.41 Farm Mortgages ..... \$ ..... 0
- 1.42 Residential Mortgages ..... \$ ..... 0
- 1.43 Commercial Mortgages ..... \$ ..... 0
- 1.44 Total Mortgages in Process of Foreclosure ..... \$ ..... 0
- 1.5 Total Mortgage Loans (Lines 1.14 + 1.21 + 1.34 + 1.44) (Page 2, Column 3, Lines 3.1 + 3.2) ..... \$ ..... 4,773,591,130
- 1.6 Long-Term Mortgages Foreclosed, Properties Transferred to Real Estate in Current Quarter
- 1.61 Farm Mortgages ..... \$ ..... 0
- 1.62 Residential Mortgages ..... \$ ..... 0
- 1.63 Commercial Mortgages ..... \$ ..... 0
- 1.64 Total Mortgages Foreclosed and Transferred to Real Estate ..... \$ ..... 0
2. Operating Percentages:
- 2.1 A&H loss percent ..... 0.000 %
- 2.2 A&H cost containment percent ..... 0.000 %
- 2.3 A&H expense percent excluding cost containment expenses ..... 0.000 %
- 3.1 Do you act as a custodian for health savings accounts? ..... Yes [ ] No [ X ]
- 3.2 If yes, please provide the amount of custodial funds held as of the reporting date ..... \$ ..... 0
- 3.3 Do you act as an administrator for health savings accounts? ..... Yes [ ] No [ X ]
- 3.4 If yes, please provide the balance of the funds administered as of the reporting date ..... \$ ..... 0
4. Is the reporting entity licensed or chartered, registered, qualified, eligible or writing business in at least two states? ..... Yes [ X ] No [ ]
- 4.1 If no, does the reporting entity assume reinsurance business that covers risks residing in at least one state other than the state of domicile of the reporting entity? ..... Yes [ ] No [ ]

**Fraternal Benefit Societies Only:**

- 5.1 In all cases where the reporting entity has assumed accident and health risks from another company, provisions should be made in this statement on account of such reinsurances for reserve equal to that which the original company would have been required to establish had it retained the risks. Has this been done? ..... Yes [ ] No [ ] N/A [ ]
- 5.2 If no, explain:  
.....
- 6.1 Does the reporting entity have outstanding assessments in the form of liens against policy benefits that have increased surplus? ..... Yes [ ] No [ ]
- 6.2 If yes, what is the date(s) of the original lien and the total outstanding balance of liens that remain in surplus?

Date	Outstanding Lien Amount
.....	0
.....	.....

**SCHEDULE S - CEDED REINSURANCE**

Showing All New Reinsurance Treaties - Current Year to Date

1 NAIC Company Code	2 ID Number	3 Effective Date	4 Name of Reinsurer	5 Domiciliary Jurisdiction	6 Type of Reinsurance Ceded	7 Type of Business Ceded	8 Type of Reinsurer	9 Certified Reinsurer Rating (1 through 6)	10 Effective Date of Certified Reinsurer Rating
<b>NONE</b>									

**STATEMENT AS OF MARCH 31, 2020 OF THE VOYA RETIREMENT INSURANCE AND ANNUITY COMPANY**  
**SCHEDULE T - PREMIUMS AND ANNUITY CONSIDERATIONS**

Current Year To Date - Allocated by States and Territories

States, Etc.	1	Life Contracts		Direct Business Only			7	
		2	3	4	5	6		
	Active Status (a)	Life Insurance Premiums	Annuity Considerations	Accident and Health Insurance Premiums, Including Policy, Membership and Other Fees	Other Considerations	Total Columns 2 Through 5	Deposit-Type Contracts	
1. Alabama	AL	L	202,098	24,178,099	0	0	24,380,197	0
2. Alaska	AK	L	27,185	4,134,468	0	0	4,161,653	0
3. Arizona	AZ	L	256,313	37,697,252	143	0	37,953,709	173,790
4. Arkansas	AR	L	264,434	26,975,911	0	4,860,852	32,101,196	54,135
5. California	CA	L	1,904,577	338,332,205	0	86,145,975	426,382,757	172,025
6. Colorado	CO	L	130,026	41,447,825	(701)	0	41,577,150	0
7. Connecticut	CT	L	597,818	143,206,326	0	826,681,409	970,485,554	188,214
8. Delaware	DE	L	26,906	11,585,361	0	5,716,737	17,329,004	0
9. District of Columbia	DC	L	34,752	10,085,581	0	3,599,335	13,719,668	0
10. Florida	FL	L	1,539,432	208,382,790	1,732	3,528,511	213,452,466	282,024
11. Georgia	GA	L	421,746	85,165,537	0	7,105,318	92,692,601	0
12. Hawaii	HI	L	169,163	3,773,755	0	14,067,565	18,010,483	0
13. Idaho	ID	L	33,259	6,389,904	0	0	6,423,163	0
14. Illinois	IL	L	702,052	134,533,984	0	42,671,862	177,907,898	0
15. Indiana	IN	L	277,750	47,261,291	0	0	47,539,041	0
16. Iowa	IA	L	193,755	28,419,494	0	0	28,613,249	0
17. Kansas	KS	L	1,578,059	40,065,409	0	0	41,643,468	0
18. Kentucky	KY	L	120,536	36,610,546	0	13,040,487	49,771,570	0
19. Louisiana	LA	L	198,426	47,562,830	0	0	47,761,256	0
20. Maine	ME	L	73,049	13,312,201	0	0	13,385,250	0
21. Maryland	MD	L	418,503	67,727,836	0	0	68,146,340	0
22. Massachusetts	MA	L	400,848	136,780,558	620	40,671,824	177,853,851	180,185,611
23. Michigan	MI	L	1,109,473	76,606,396	0	5,933,255	83,649,124	278,481
24. Minnesota	MN	L	2,553,052	61,823,434	0	0	64,376,486	0
25. Mississippi	MS	L	243,997	14,475,760	0	0	14,719,757	0
26. Missouri	MO	L	244,746	41,594,080	0	23,512,359	65,351,184	48,927
27. Montana	MT	L	16,240	4,578,407	0	0	4,594,647	0
28. Nebraska	NE	L	52,087	20,632,408	0	0	20,684,496	0
29. Nevada	NV	L	135,125	38,653,490	0	0	38,788,615	0
30. New Hampshire	NH	L	91,806	21,941,121	377	0	22,033,304	11,441
31. New Jersey	NJ	L	651,373	157,177,326	0	0	157,828,699	292,543
32. New Mexico	NM	L	49,549	7,876,604	0	0	7,926,152	0
33. New York	NY	L	2,676,583	342,795,486	13,750	15,427,107	360,912,927	186,039
34. North Carolina	NC	L	704,683	40,963,694	0	3,963,159	45,631,536	290,514
35. North Dakota	ND	L	52,799	2,052,576	0	0	2,105,374	0
36. Ohio	OH	L	736,736	171,780,998	0	0	172,517,734	23,782
37. Oklahoma	OK	L	113,295	33,271,015	0	0	33,384,311	351,717
38. Oregon	OR	L	71,450	90,440,077	0	1,371,622	91,883,149	160,822
39. Pennsylvania	PA	L	1,482,967	147,707,570	0	175,938	149,366,475	47,990
40. Rhode Island	RI	L	104,580	27,720,089	0	0	27,824,668	228,997
41. South Carolina	SC	L	226,681	18,383,800	556	0	18,611,036	0
42. South Dakota	SD	L	25,300	2,925,317	0	0	2,950,617	0
43. Tennessee	TN	L	382,261	68,233,099	0	387,375	69,002,735	23,853
44. Texas	TX	L	1,291,462	240,224,243	0	27,370,460	268,886,165	100,780
45. Utah	UT	L	303,932	14,070,284	0	0	14,374,216	0
46. Vermont	VT	L	37,745	3,332,131	0	0	3,369,876	0
47. Virginia	VA	L	671,436	72,365,590	0	8,515,220	81,552,245	(87,270)
48. Washington	WA	L	156,158	49,119,898	0	0	49,276,056	446,429
49. West Virginia	WV	L	54,624	7,409,221	0	0	7,463,845	0
50. Wisconsin	WI	L	180,136	94,378,461	0	0	94,558,597	24,636
51. Wyoming	WY	L	4,562	3,789,816	0	0	3,794,378	0
52. American Samoa	AS	N	0	968	0	0	968	0
53. Guam	GU	L	0	75,057	0	0	75,057	0
54. Puerto Rico	PR	L	5,974	866,176	0	0	872,150	0
55. U.S. Virgin Islands	VI	L	753	687,620	0	0	688,373	0
56. Northern Mariana Islands	MP	N	0	0	0	0	0	0
57. Canada	CAN	N	560	455,545	0	0	456,106	0
58. Aggregate Other Aliens	OT	XXX	151,752	1,147,595	0	0	1,299,347	0
59. Subtotal	XXX		24,154,565	3,373,184,514	16,478	1,134,746,370	4,532,101,926	183,485,482
90. Reporting entity contributions for employee benefits plans	XXX		0	0	0	0	0	0
91. Dividends or refunds applied to purchase paid-up additions and annuities	XXX		0	0	0	0	0	0
92. Dividends or refunds applied to shorten endowment or premium paying period	XXX		0	0	0	0	0	0
93. Premium or annuity considerations waived under disability or other contract provisions	XXX		455,797	0	0	0	455,797	0
94. Aggregate or other amounts not allocable by State	XXX		0	0	0	0	0	0
95. Totals (Direct Business)	XXX		24,610,362	3,373,184,514	16,478	1,134,746,370	4,532,557,723	183,485,482
96. Plus Reinsurance Assumed	XXX		535,138	0	0	0	535,138	0
97. Totals (All Business)	XXX		25,145,499	3,373,184,514	16,478	1,134,746,370	4,533,092,861	183,485,482
98. Less Reinsurance Ceded	XXX		25,145,499	49,889,216	16,478	0	75,051,193	0
99. Totals (All Business) less Reinsurance Ceded	XXX		0	3,323,295,298	0	1,134,746,370	4,458,041,668	183,485,482
<b>DETAILS OF WRITE-INS</b>								
58001. ZZZ Other alien	XXX		151,752	1,147,595	0	0	1,299,347	0
58002. ....	XXX		0	0	0	0	0	0
58003. ....	XXX		0	0	0	0	0	0
58998. Summary of remaining write-ins for Line 58 from overflow page	XXX		0	0	0	0	0	0
58999. Totals (Lines 58001 through 58003 plus 58998)(Line 58 above)	XXX		151,752	1,147,595	0	0	1,299,347	0
9401. ....	XXX		0	0	0	0	0	0
9402. ....	XXX		0	0	0	0	0	0
9403. ....	XXX		0	0	0	0	0	0
9498. Summary of remaining write-ins for Line 94 from overflow page	XXX		0	0	0	0	0	0
9499. Totals (Lines 9401 through 9403 plus 9498)(Line 94 above)	XXX		0	0	0	0	0	0

(a) Active Status Counts:

L - Licensed or Chartered - Licensed Insurance carrier or domiciled RRG..... 54      R - Registered - Non-domiciled RRGs..... 0  
E - Eligible - Reporting entities eligible or approved to write surplus lines in the state..... 0      Q - Qualified - Qualified or accredited reinsurer..... 0  
N - None of the above - Not allowed to write business in the state..... 3



**SCHEDULE Y - INFORMATION CONCERNING ACTIVITIES OF INSURER MEMBERS OF A HOLDING COMPANY GROUP  
PART 1 - ORGANIZATIONAL CHART**

Entity Name	Insurer/Non-insurer	FEIN	NAIC	State
Voya Financial, Inc.		52-1222820		DE
Pen-Cal Administrators, Inc.		94-2695108		CA
SLD Service Company, LLC		84-4774506		DE
RL Payroll Management Company, LLC		85-0526803		DE
IIPS OF FLORIDA, LLC				FL
Security Life Assignment Corporation		84-1437826		CO
Security Life of Denver Insurance Company	Insurer	84-0499703	68713	CO
Midwestern United Life Insurance Company	Insurer	35-0838945	66109	IN
Pomona Capital VII, L.P.				DE
Pomona Energy Partners US, L.P.				DE
Pomona Voya (US) Holdings Co-Investment II, L.P.				DE
Pomona Voya (US) Holdings IV, L.P.				DE
Pomona Voya (US) Holdings V L.P.				DE
Pomona Voya (US) Holdings V-A, L.P.				DE
Roaring River IV Holding, LLC		46-3607309		DE
Roaring River IV, LLC	Insurer	80-0955075	15365	MO
The Voya Proprietary Alpha Fund, LLC		20-8811107		DE
Voya America Equities, Inc.		84-1251388		CO
Voya Pomona Asia Pacific Private Equity Co-Invest I L.P.				DE
RiverRoch LLC				DE
Security Life of Denver International Limited	Insurer	98-0138339	15321	AZ
Roaring River II, Inc.	Insurer	27-2278894	14007	AZ
Voya Custom Investments LLC		27-2278894		DE
SLDI Georgia Holdings, Inc.		27-1108872		GA
Voya II Custom Investments LLC		27-1108872		DE
Rancho Mountain Properties, Inc.		27-2987157		DE
Voya Financial Products Company, Inc.		26-1956344		DE
Voya Holdings Inc.		02-0488491		CT
Voya Benefits Company, LLC		83-0965809		DE
ILICA LLC		06-1067464		CT
ReliaStar Life Insurance Company	Insurer	41-0451140	67105	MN
Pomona Capital VII, L.P.				DE
Parent/Subsidiary listing is not repeated				
Pomona Voya (US) Holdings Co-Investment II, L.P.				DE
Pomona Voya (US) Holdings IV, L.P.				DE
Pomona Voya (US) Holdings V L.P.				DE
Pomona Voya (US) Holdings V-A, L.P.				DE
ReliaStar Life Insurance Company of New York	Insurer	53-0242530	61360	NY
Roaring River, LLC	Insurer	26-3355951	13583	MO
The Voya Proprietary Alpha Fund, LLC		20-8811107		DE
200 Connecticut LLC		84-2092098		DE
RiverRoch LLC				DE
Voya Financial Advisors, Inc.		41-0945505		MN
Voya Institutional Trust Company		46-5416028		CT
Voya Insurance Solutions, Inc.		06-1465377		CT
Voya International Nominee Holdings, Inc.		06-0952776		CT
Voya Investment Management LLC		58-2361003		DE
Voya Capital, LLC		86-1020892		DE
Voya Funds Services, LLC		86-1020893		DE
Voya Investments Distributor, LLC		03-0485744		DE
Voya Investments, LLC		03-0402099		AZ
Voya Investment Management Alternative Assets LLC		13-4038444		DE
ING Pomona Private Equity Management (Luxembourg) S.A.				LUX
Pomona Capital Secondary Co-Investment, L.P.				DE
Voya Alternative Asset Management Ireland Limited				IRL
Voya Alternative Asset Management LLC		13-3863170		DE
The Voya Proprietary Alpha Fund, LLC		20-8811107		DE
Voya Multi-Strategy Opportunity Fund LLC				DE
Voya CML GP LLC				DE
Voya Furman Selz Investments III LLC		13-4127836		DE
Voya Pomona Holdings LLC		13-4152011		DE
Pomona G.P. Holdings LLC		13-4150600		DE
Opportunity Investor P Associates, L.P.				DE
Opportunity Investor P, L.P.				DE
Opportunity Investor P Secondary Associates, LLC				DE
Opportunity Investor P Associates, L.P.				DE
Parent/Subsidiary listing is not repeated				
Pomona Associates V, LP		13-4197230		DE
Pomona Associates VI, LP		20-1779011		DE
Pomona Associates VII, L.P.		26-1701070		DE
Pomona Capital VII, L.P.				DE
Parent/Subsidiary listing is not repeated				
Pomona Energy Partners, L.P.				DE
Pomona Associates VIII, L.P.		37-1698452		DE
Pomona Investors II, L.P.		13-4080969		DE
Pomona Investors III, L.P.		13-4150966		DE
Pomona Investors IV, L.P.		59-3794146		DE
Pomona Investors V L.P.		26-1939518		DE
Pomona Primary Associates II LLC		13-4152008		DE
Pomona Investors II, L.P.		13-4080969		DE
Pomona Holdings Associates II, LLC		13-4080968		DE
Pomona Primary Associates III LLC		13-4150602		DE
Pomona Holdings Associates III LLC		13-4150970		DE
Pomona Investors III, L.P.		13-4150966		DE
Pomona Primary Associates IV LLC		59-3794146		DE
Pomona Investors IV, L.P.		59-3794146		DE
Pomona Primary Associates V LLC		26-1939443		DE
Pomona Investors V L.P.		26-1939518		DE
Pomona Secondary Associates V LLC		13-4196882		DE
Pomona Associates V, LP		13-4197230		DE

**SCHEDULE Y - INFORMATION CONCERNING ACTIVITIES OF INSURER MEMBERS OF A HOLDING COMPANY GROUP  
PART 1 - ORGANIZATIONAL CHART**

Entity Name	Insurer/Non-insurer	FEIN	NAIC	State
Pomona Secondary Associates VI LLC		20-1779002		DE
Pomona Associates VI, LP		20-1779011		DE
Pomona Secondary Associates VII LLC		26-1668484		DE
Pomona Associates VII, L.P.		26-1701070		DE
Parent/Subsidiary listing is not repeated				
Pomona Secondary Associates VIII, LLC		46-0666750		DE
Pomona Associates VIII, L.P.		37-1698452		DE
Pomona Secondary Co-Investment Associates, LLC				DE
Pomona Secondary Co-Investment Associates, LP				DE
Pomona Capital Secondary Co-Investment, L.P.				DE
Pomona Secondary Co-Investment Associates, LP				DE
Parent/Subsidiary listing is not repeated				
Pomona Voya (US) Holdings Associates II LLC		36-4577583		DE
Pomona Voya (US) Holdings Associates II, L.P.		37-1513803		DE
Pomona Voya (US) Holdings Co- Investment Associates II, L.P.				DE
Pomona Voya (US) Holdings Co-Investment II, L.P.				DE
Pomona Voya (US) Holdings Co-Investment Associates L.P.				DE
Pomona Voya (US) Holdings Associates II, L.P.		37-1513803		DE
Parent/Subsidiary listing is not repeated				
Pomona Voya (US) Holdings Associates III LLC		16-1771993		DE
Pomona Voya (US) Holdings Associates III LP				DE
Pomona Voya (US) Holdings Associates III LP				DE
Pomona Voya (US) Holdings Associates IV LLC		26-1705350		DE
Pomona Voya (US) Holdings Associates IV, L.P.		26-1705523		DE
Pomona Voya (US) Holdings IV, L.P.				DE
Parent/Subsidiary listing is not repeated				
Pomona Voya (US) Holdings Associates IV, L.P.		26-1705523		DE
Parent/Subsidiary listing is not repeated				
Pomona Voya (US) Holdings Associates LLC		20-0554145		DE
Pomona Voya (US) Holdings Associates, L.P.		20-0585365		DE
Pomona Voya (US) Holdings Associates V, L.P.				DE
Pomona Voya (US) Holdings V L.P.				DE
Pomona Voya (US) Holdings V-A, L.P.				DE
Pomona Voya (US) Holdings Associates V, LLC				DE
Pomona Voya (US) Holdings Associates V, L.P.				DE
Parent/Subsidiary listing is not repeated				
Pomona Voya (US) Holdings Associates, L.P.		20-0585365		DE
Pomona Voya (US) Holdings Co- Investment Associates II, L.P.				DE
Parent/Subsidiary listing is not repeated				
Pomona Voya (US) Holdings Co-Investment Associates L.P.				DE
Pomona Voya Asia Pacific Associates, L.P.				DE
Voya Pomona Asia Pacific G.P. Limited				CYM
Voya Pomona Asia Pacific Private Equity Co-Invest I L.P.				DE
Pomona Voya Asia Pacific Associates, LLC				DE
Pomona Voya Asia Pacific Associates, L.P.				DE
Parent/Subsidiary listing is not repeated				
Pomona Management LLC		13-4149700		DE
Pomona Capital Asia Limited				HKG
Pomona Europe, Ltd.				GBR
Pomona Europe Advisers Limited				GBR
Voya Realty Group LLC		13-4003969		DE
Voya Investment Management Co. LLC		06-0888148		DE
Voya Investment Management (UK) Limited				GBR
Voya Investment Trust Co.		06-1440627		CT
Voya Retirement Insurance and Annuity Company	Insurer	71-0294708	86509	CT
200 Connecticut LLC		84-2092098		DE
RiverRoch LLC				DE
Pomona Capital VII, L.P.				DE
Parent/Subsidiary listing is not repeated				
Pomona Voya (US) Holdings Co-Investment II, L.P.				DE
Pomona Voya (US) Holdings IV, L.P.				DE
Pomona Voya (US) Holdings V L.P.				DE
Pomona Voya (US) Holdings V-A, L.P.				DE
Voya Financial Partners, LLC		06-1375177		DE
Voya Pomona Asia Pacific Private Equity Co-Invest I L.P.				DE
Voya Institutional Plan Services, LLC		04-3516284		DE
Voya Retirement Advisors, LLC		22-1862786		NJ
Voya Payroll Management, Inc.		52-2197204		DE
Voya Services Company		52-1317217		DE
VFI SLK Global Services Private Limited				IND

STATEMENT AS OF MARCH 31, 2020 OF THE VOYA RETIREMENT INSURANCE AND ANNUITY COMPANY

**SCHEDULE Y**

**PART 1A - DETAIL OF INSURANCE HOLDING COMPANY SYSTEM**

1	2	3	4	5	6	7	8	9	10	11	12	13	14	15	16
Group Code	Group Name	NAIC Company Code	ID Number	Federal RSSD	CIK	Name of Securities Exchange if Publicly Traded (U.S. or International)	Names of Parent, Subsidiaries Or Affiliates	Domiciliary Location	Relationship to Reporting Entity	Directly Controlled by (Name of Entity/Person)	Type of Control (Ownership, Board, Management, Attorney-in-Fact, Influence, Other)	If Control is Ownership Provide Percentage	Ultimate Controlling Entity(ies)/Person(s)	Is an SCA Filing Required? (Y/N)	*
4832	VOYA FINANCIAL		84-2092098				200 Connecticut LLC	DE	NIA	Voya Retirement Insurance and Annuity Company	Ownership	52.410	Voya Financial, Inc.	N	
4832	VOYA FINANCIAL		84-2092098				200 Connecticut LLC	DE	NIA	ReliaStar Life Insurance Company	Ownership	11.040	Voya Financial, Inc.	N	
4832	VOYA FINANCIAL		84-2092098				200 Connecticut LLC	DE	NIA	Third Party Shareholders	Ownership	36.550	Voya Financial, Inc.	N	
4832	VOYA FINANCIAL						IIPS OF FLORIDA, LLC	FL	NIA	Voya Financial, Inc.	Ownership	100.000	Voya Financial, Inc.	N	
4832	VOYA FINANCIAL		06-1067464				ILICA LLC	CT	NIA	Voya Holdings Inc.	Ownership	100.000	Voya Financial, Inc.	N	
4832	VOYA FINANCIAL						ING Pomona Private Equity Management (Luxembourg) S.A.	LUX	NIA	Voya Investment Management Alternative Assets LLC	Ownership	100.000	Voya Financial, Inc.	N	
4832	VOYA FINANCIAL	66109	35-0838945				Midwestern United Life Insurance Company	IN	IA	Security Life of Denver Insurance Company	Ownership	100.000	Voya Financial, Inc.	N	
4832	VOYA FINANCIAL						Opportunity Investor P Associates, L.P.	DE	NIA	Opportunity Investor P Secondary Associates, LLC	Management	0.000	Voya Financial, Inc.	N	
4832	VOYA FINANCIAL						Opportunity Investor P Associates, L.P.	DE	NIA	Pomona G.P. Holdings LLC	Management	0.000	Voya Financial, Inc.	N	
4832	VOYA FINANCIAL						Opportunity Investor P Secondary Associates, LLC	DE	NIA	Pomona G.P. Holdings LLC	Ownership	100.000	Voya Financial, Inc.	N	
4832	VOYA FINANCIAL						Opportunity Investor P, L.P.	DE	NIA	Opportunity Investor P Associates, L.P.	Management	0.000	Voya Financial, Inc.	N	
4832	VOYA FINANCIAL		94-2695108				Pen-Cal Administrators, Inc.	CA	NIA	Voya Financial, Inc.	Ownership	100.000	Voya Financial, Inc.	N	
4832	VOYA FINANCIAL		13-4197230				Pomona Associates V, LP	DE	NIA	Pomona G.P. Holdings LLC	Management	0.000	Voya Financial, Inc.	N	
4832	VOYA FINANCIAL		13-4197230				Pomona Associates V, LP	DE	NIA	Pomona Secondary Associates V LLC	Management	0.000	Voya Financial, Inc.	N	
4832	VOYA FINANCIAL		20-1779011				Pomona Associates VI, LP	DE	NIA	Pomona G.P. Holdings LLC	Management	0.000	Voya Financial, Inc.	N	
4832	VOYA FINANCIAL		20-1779011				Pomona Associates VI, LP	DE	NIA	Pomona Secondary Associates VI LLC	Management	0.000	Voya Financial, Inc.	N	
4832	VOYA FINANCIAL		26-1701070				Pomona Associates VII, L.P.	DE	NIA	Pomona G.P. Holdings LLC	Management	0.000	Voya Financial, Inc.	N	
4832	VOYA FINANCIAL		26-1701070				Pomona Associates VII, L.P.	DE	NIA	Pomona Secondary Associates VII LLC	Management	0.000	Voya Financial, Inc.	N	
4832	VOYA FINANCIAL		37-1698452				Pomona Associates VIII, L.P.	DE	NIA	Pomona G.P. Holdings LLC	Management	39.000	Voya Financial, Inc.	N	
4832	VOYA FINANCIAL		37-1698452				Pomona Associates VIII, L.P.	DE	NIA	Pomona Secondary Associates VIII, LLC	Management	1.000	Voya Financial, Inc.	N	
4832	VOYA FINANCIAL		37-1698452				Pomona Associates VIII, L.P.	DE	NIA	Third Party Shareholders	Ownership	60.000	Voya Financial, Inc.	N	
4832	VOYA FINANCIAL						Pomona Capital Asia Limited	HKG	NIA	Pomona Management LLC	Ownership	100.000	Voya Financial, Inc.	N	
4832	VOYA FINANCIAL						Pomona Capital Secondary Co-Investment, L.P.	DE	NIA	Pomona Secondary Co-Investment Associates, LP	Ownership	1.000	Voya Financial, Inc.	N	
4832	VOYA FINANCIAL						Pomona Capital Secondary Co-Investment, L.P.	DE	NIA	Third Party Shareholders	Ownership	79.930	Voya Financial, Inc.	N	
4832	VOYA FINANCIAL						Pomona Capital Secondary Co-Investment, L.P.	DE	NIA	Voya Investment Management Alternative Assets LLC	Ownership	19.070	Voya Financial, Inc.	N	
4832	VOYA FINANCIAL						Pomona Capital VII, L.P.	DE	NIA	Voya Retirement Insurance and Annuity Company	Management	0.000	Voya Financial, Inc.	N	
4832	VOYA FINANCIAL						Pomona Capital VII, L.P.	DE	NIA	Pomona Associates VII, L.P.	Management	0.000	Voya Financial, Inc.	N	
4832	VOYA FINANCIAL						Pomona Capital VII, L.P.	DE	NIA	ReliaStar Life Insurance Company	Management	0.000	Voya Financial, Inc.	N	
4832	VOYA FINANCIAL						Pomona Capital VII, L.P.	DE	NIA	Security Life of Denver Insurance Company	Management	0.000	Voya Financial, Inc.	N	
4832	VOYA FINANCIAL						Pomona Energy Partners US, L.P.	DE	NIA	Pomona Capital VII, L.P.	Management	0.000	Voya Financial, Inc.	N	
4832	VOYA FINANCIAL						Pomona Engery Partners, L.P.	DE	NIA	Pomona Associates VII, L.P.	Management	0.000	Voya Financial, Inc.	N	
4832	VOYA FINANCIAL						Pomona Europe Advisers Limited	GBR	NIA	Pomona Europe, Ltd.	Management	0.000	Voya Financial, Inc.	N	
4832	VOYA FINANCIAL						Pomona Europe, Ltd.	GBR	NIA	Pomona Management LLC	Ownership	100.000	Voya Financial, Inc.	N	
4832	VOYA FINANCIAL		13-4150600				Pomona G.P. Holdings LLC	DE	NIA	Voya Pomona Holdings LLC	Management	0.000	Voya Financial, Inc.	N	
4832	VOYA FINANCIAL		13-4080968				Pomona Holdings Associates II, LLC	DE	NIA	Pomona Primary Associates II LLC	Ownership	100.000	Voya Financial, Inc.	N	
4832	VOYA FINANCIAL		13-4150970				Pomona Holdings Associates III LLC	DE	NIA	Pomona Primary Associates III LLC	Ownership	100.000	Voya Financial, Inc.	N	
4832	VOYA FINANCIAL		13-4080969				Pomona Investors II, L.P.	DE	NIA	Pomona G.P. Holdings LLC	Management	0.000	Voya Financial, Inc.	N	
4832	VOYA FINANCIAL		13-4080969				Pomona Investors II, L.P.	DE	NIA	Pomona Primary Associates II LLC	Management	0.000	Voya Financial, Inc.	N	
4832	VOYA FINANCIAL		13-4150966				Pomona Investors III, L.P.	DE	NIA	Pomona G.P. Holdings LLC	Management	0.000	Voya Financial, Inc.	N	
4832	VOYA FINANCIAL		13-4150966				Pomona Investors III, L.P.	DE	NIA	Pomona Primary Associates III LLC	Management	0.000	Voya Financial, Inc.	N	
4832	VOYA FINANCIAL		59-3794146				Pomona Investors IV, L.P.	DE	NIA	Pomona G.P. Holdings LLC	Management	0.000	Voya Financial, Inc.	N	
4832	VOYA FINANCIAL		59-3794146				Pomona Investors IV, L.P.	DE	NIA	Pomona Primary Associates IV LLC	Management	0.000	Voya Financial, Inc.	N	
4832	VOYA FINANCIAL		26-1939518				Pomona Investors V L.P.	DE	NIA	Pomona G.P. Holdings LLC	Management	0.000	Voya Financial, Inc.	N	
4832	VOYA FINANCIAL		26-1939518				Pomona Investors V L.P.	DE	NIA	Pomona Primary Associates V LLC	Management	0.000	Voya Financial, Inc.	N	
4832	VOYA FINANCIAL		13-4149700				Pomona Management LLC	DE	NIA	Voya Pomona Holdings LLC	Ownership	100.000	Voya Financial, Inc.	N	
4832	VOYA FINANCIAL		13-4152008				Pomona Primary Associates II LLC	DE	NIA	Pomona G.P. Holdings LLC	Ownership	100.000	Voya Financial, Inc.	N	

STATEMENT AS OF MARCH 31, 2020 OF THE VOYA RETIREMENT INSURANCE AND ANNUITY COMPANY

**SCHEDULE Y**

**PART 1A - DETAIL OF INSURANCE HOLDING COMPANY SYSTEM**

1	2	3	4	5	6	7	8	9	10	11	12	13	14	15	16
Group Code	Group Name	NAIC Company Code	ID Number	Federal RSSD	CIK	Name of Securities Exchange if Publicly Traded (U.S. or International)	Names of Parent, Subsidiaries Or Affiliates	Domiciliary Location	Relationship to Reporting Entity	Directly Controlled by (Name of Entity/Person)	Type of Control (Ownership, Board, Management, Attorney-in-Fact, Influence, Other)	If Control is Ownership Provide Percentage	Ultimate Controlling Entity(ies)/Person(s)	Is an SCA Filing Required? (Y/N)	*
4832	VOYA FINANCIAL		13-4150602				Pomona Primary Associates III LLC	DE	NIA	Pomona G.P. Holdings LLC	Ownership	100.000	Voya Financial, Inc.	N	
4832	VOYA FINANCIAL		59-3794146				Pomona Primary Associates IV LLC	DE	NIA	Pomona G.P. Holdings LLC	Ownership	100.000	Voya Financial, Inc.	N	
4832	VOYA FINANCIAL		26-1939443				Pomona Primary Associates V LLC	DE	NIA	Pomona G.P. Holdings LLC	Ownership	100.000	Voya Financial, Inc.	N	
4832	VOYA FINANCIAL		13-4196882				Pomona Secondary Associates V LLC	DE	NIA	Pomona G.P. Holdings LLC	Ownership	100.000	Voya Financial, Inc.	N	
4832	VOYA FINANCIAL		20-1779002				Pomona Secondary Associates VI LLC	DE	NIA	Pomona G.P. Holdings LLC	Ownership	100.000	Voya Financial, Inc.	N	
4832	VOYA FINANCIAL		26-1668484				Pomona Secondary Associates VII LLC	DE	NIA	Pomona G.P. Holdings LLC	Ownership	100.000	Voya Financial, Inc.	N	
4832	VOYA FINANCIAL		46-0666750				Pomona Secondary Associates VIII, LLC	DE	NIA	Pomona G.P. Holdings LLC	Ownership	100.000	Voya Financial, Inc.	N	
4832	VOYA FINANCIAL						Pomona Secondary Co-Investment Associates, LLC	DE	NIA	Pomona G.P. Holdings LLC	Ownership	100.000	Voya Financial, Inc.	N	
4832	VOYA FINANCIAL						Pomona Secondary Co-Investment Associates, LP	DE	NIA	Pomona Secondary Co-Investment Associates, LLC	Management	1.000	Voya Financial, Inc.	N	
4832	VOYA FINANCIAL						Pomona Secondary Co-Investment Associates, LP	DE	NIA	Pomona G.P. Holdings LLC	Management	49.000	Voya Financial, Inc.	N	
4832	VOYA FINANCIAL		36-4577583				Pomona Voya (US) Holdings Associates II LLC	DE	NIA	Pomona G.P. Holdings LLC	Ownership	100.000	Voya Financial, Inc.	N	
4832	VOYA FINANCIAL		37-1513803				Pomona Voya (US) Holdings Associates II, L.P.	DE	NIA	Pomona G.P. Holdings LLC	Management	0.000	Voya Financial, Inc.	N	
4832	VOYA FINANCIAL		37-1513803				Pomona Voya (US) Holdings Associates II, L.P.	DE	NIA	Pomona Voya (US) Holdings Associates II LLC	Management	0.000	Voya Financial, Inc.	N	
4832	VOYA FINANCIAL		16-1771993				Pomona Voya (US) Holdings Associates III LLC	DE	NIA	Pomona G.P. Holdings LLC	Ownership	100.000	Voya Financial, Inc.	N	
4832	VOYA FINANCIAL						Pomona Voya (US) Holdings Associates III LP	DE	NIA	Pomona G.P. Holdings LLC	Management	0.000	Voya Financial, Inc.	N	
4832	VOYA FINANCIAL		26-1705350				Pomona Voya (US) Holdings Associates III LP	DE	NIA	Pomona G.P. Holdings LLC	Ownership	100.000	Voya Financial, Inc.	N	
4832	VOYA FINANCIAL		26-1705523				Pomona Voya (US) Holdings Associates IV, L.P.	DE	NIA	Pomona G.P. Holdings LLC	Management	0.000	Voya Financial, Inc.	N	
4832	VOYA FINANCIAL		26-1705523				Pomona Voya (US) Holdings Associates IV, L.P.	DE	NIA	Pomona Voya (US) Holdings Associates IV LLC	Management	0.000	Voya Financial, Inc.	N	
4832	VOYA FINANCIAL		20-0554145				Pomona Voya (US) Holdings Associates LLC	DE	NIA	Pomona G.P. Holdings LLC	Ownership	100.000	Voya Financial, Inc.	N	
4832	VOYA FINANCIAL						Pomona Voya (US) Holdings Associates V, L.P.	DE	NIA	Pomona G.P. Holdings LLC	Management	0.000	Voya Financial, Inc.	N	
4832	VOYA FINANCIAL						Pomona Voya (US) Holdings Associates V, L.P.	DE	NIA	Pomona Voya (US) Holdings Associates V, LLC	Management	0.000	Voya Financial, Inc.	N	
4832	VOYA FINANCIAL						Pomona Voya (US) Holdings Associates V, LLC	DE	NIA	Pomona G.P. Holdings LLC	Ownership	100.000	Voya Financial, Inc.	N	
4832	VOYA FINANCIAL		20-0585365				Pomona Voya (US) Holdings Associates, L.P.	DE	NIA	Pomona G.P. Holdings LLC	Management	0.000	Voya Financial, Inc.	N	
4832	VOYA FINANCIAL		20-0585365				Pomona Voya (US) Holdings Associates, L.P.	DE	NIA	Pomona G.P. Holdings LLC	Management	0.000	Voya Financial, Inc.	N	
4832	VOYA FINANCIAL						Pomona Voya (US) Holdings Co - Investment Associates L.P.	DE	NIA	Pomona Voya (US) Holdings Associates II LLC	Management	1.000	Voya Financial, Inc.	N	
4832	VOYA FINANCIAL						Pomona Voya (US) Holdings Co - Investment Associates L.P.	DE	NIA	Third Party Shareholders	Management	50.000	Voya Financial, Inc.	N	
4832	VOYA FINANCIAL						Pomona Voya (US) Holdings Co - Investment Associates L.P.	DE	NIA	Pomona G.P. Holdings LLC	Management	49.000	Voya Financial, Inc.	N	
4832	VOYA FINANCIAL						Pomona Voya (US) Holdings Co- Investment Associates II, L.P.	DE	NIA	Pomona G.P. Holdings LLC	Management	0.000	Voya Financial, Inc.	N	
4832	VOYA FINANCIAL						Pomona Voya (US) Holdings Co- Investment Associates II, L.P.	DE	NIA	Pomona Voya (US) Holdings Associates II, L.P.	Management	0.000	Voya Financial, Inc.	N	
4832	VOYA FINANCIAL						Pomona Voya (US) Holdings Co-Investment II, L.P.	DE	NIA	Voya Retirement Insurance and Annuity Company	Ownership	21.980	Voya Financial, Inc.	N	
4832	VOYA FINANCIAL						Pomona Voya (US) Holdings Co-Investment II, L.P.	DE	NIA	Pomona Voya (US) Holdings Co- Investment Associates II, L.P.	Ownership	0.100	Voya Financial, Inc.	N	
4832	VOYA FINANCIAL						Pomona Voya (US) Holdings Co-Investment II, L.P.	DE	NIA	ReliaStar Life Insurance Company	Ownership	17.980	Voya Financial, Inc.	N	
4832	VOYA FINANCIAL						Pomona Voya (US) Holdings Co-Investment II, L.P.	DE	NIA	Security Life of Denver Insurance Company	Ownership	33.970	Voya Financial, Inc.	N	

STATEMENT AS OF MARCH 31, 2020 OF THE VOYA RETIREMENT INSURANCE AND ANNUITY COMPANY

**SCHEDULE Y**

**PART 1A - DETAIL OF INSURANCE HOLDING COMPANY SYSTEM**

1	2	3	4	5	6	7	8	9	10	11	12	13	14	15	16
Group Code	Group Name	NAIC Company Code	ID Number	Federal RSSD	CIK	Name of Securities Exchange if Publicly Traded (U.S. or International)	Names of Parent, Subsidiaries Or Affiliates	Domiciliary Location	Relationship to Reporting Entity	Directly Controlled by (Name of Entity/Person)	Type of Control (Ownership, Board, Management, Attorney-in-Fact, Influence, Other)	If Control is Ownership Provide Percentage	Ultimate Controlling Entity(ies)/Person(s)	Is an SCA Filing Required? (Y/N)	*
.4832	VOYA FINANCIAL						Pomona Voya (US) Holdings IV, L.P.	DE	NIA	Voya Retirement Insurance and Annuity Company	Management	0.000	Voya Financial, Inc.	N	
.4832	VOYA FINANCIAL						Pomona Voya (US) Holdings IV, L.P.	DE	NIA	Pomona Voya (US) Holdings Associates IV, L.P.	Management	0.000	Voya Financial, Inc.	N	
.4832	VOYA FINANCIAL						Pomona Voya (US) Holdings IV, L.P.	DE	NIA	ReliaStar Life Insurance Company	Management	0.000	Voya Financial, Inc.	N	
.4832	VOYA FINANCIAL						Pomona Voya (US) Holdings IV, L.P.	DE	NIA	Security Life of Denver Insurance Company	Management	0.000	Voya Financial, Inc.	N	
.4832	VOYA FINANCIAL						Pomona Voya (US) Holdings V L.P.	DE	NIA	Voya Retirement Insurance and Annuity Company	Ownership	33.300	Voya Financial, Inc.	N	
.4832	VOYA FINANCIAL						Pomona Voya (US) Holdings V L.P.	DE	NIA	Pomona Voya (US) Holdings Associates V, L.P.	Ownership	0.100	Voya Financial, Inc.	N	
.4832	VOYA FINANCIAL						Pomona Voya (US) Holdings V L.P.	DE	NIA	ReliaStar Life Insurance Company	Ownership	26.640	Voya Financial, Inc.	N	
.4832	VOYA FINANCIAL						Pomona Voya (US) Holdings V L.P.	DE	NIA	Security Life of Denver Insurance Company	Ownership	22.640	Voya Financial, Inc.	N	
.4832	VOYA FINANCIAL						Pomona Voya (US) Holdings V-A, L.P.	DE	NIA	Voya Retirement Insurance and Annuity Company	Ownership	32.690	Voya Financial, Inc.	N	
.4832	VOYA FINANCIAL						Pomona Voya (US) Holdings V-A, L.P.	DE	NIA	Pomona Voya (US) Holdings Associates V, L.P.	Ownership	0.100	Voya Financial, Inc.	N	
.4832	VOYA FINANCIAL						Pomona Voya (US) Holdings V-A, L.P.	DE	NIA	ReliaStar Life Insurance Company	Ownership	27.250	Voya Financial, Inc.	N	
.4832	VOYA FINANCIAL						Pomona Voya (US) Holdings V-A, L.P.	DE	NIA	Security Life of Denver Insurance Company	Ownership	21.800	Voya Financial, Inc.	N	
.4832	VOYA FINANCIAL						Pomona Voya Asia Pacific Associates, L.P.	DE	NIA	Pomona G.P. Holdings LLC	Management	0.000	Voya Financial, Inc.	N	
.4832	VOYA FINANCIAL						Pomona Voya Asia Pacific Associates, L.P.	DE	NIA	Pomona Voya Asia Pacific Associates, LLC	Management	0.000	Voya Financial, Inc.	N	
.4832	VOYA FINANCIAL						Pomona Voya Asia Pacific Associates, LLC	DE	NIA	Pomona G.P. Holdings LLC	Ownership	100.000	Voya Financial, Inc.	N	
.4832	VOYA FINANCIAL		27-2987157				Rancho Mountain Properties, Inc.	DE	NIA	Voya II Custom Investments LLC	Ownership	100.000	Voya Financial, Inc.	N	
.4832	VOYA FINANCIAL	67105	41-0451140		0001108874	NYSE	ReliaStar Life Insurance Company	MN	IA	Voya Holdings Inc.	Ownership	100.000	Voya Financial, Inc.	N	
.4832	VOYA FINANCIAL	61360	53-0242530		0001163710	NYSE	ReliaStar Life Insurance Company of New York	NY	IA	ReliaStar Life Insurance Company	Ownership	100.000	Voya Financial, Inc.	N	
.4832	VOYA FINANCIAL						RiverRoch LLC	DE	NIA	Voya Retirement Insurance and Annuity Company	Ownership	53.700	Voya Financial, Inc.	N	
.4832	VOYA FINANCIAL						RiverRoch LLC	DE	NIA	ReliaStar Life Insurance Company	Ownership	10.800	Voya Financial, Inc.	N	
.4832	VOYA FINANCIAL						RiverRoch LLC	DE	NIA	Security Life of Denver Insurance Company	Ownership	10.800	Voya Financial, Inc.	N	
.4832	VOYA FINANCIAL						RiverRoch LLC	DE	NIA	Third Party Shareholders	Ownership	24.700	Voya Financial, Inc.	N	
.4832	VOYA FINANCIAL		85-0526803				RL Payroll Management Company, LLC	DE	NIA	SLD Service Company, LLC	Ownership	100.000	Voya Financial, Inc.	N	
.4832	VOYA FINANCIAL	14007	27-2278894				Roaring River II, Inc.	AZ	IA	Security Life of Denver International Limited	Ownership	100.000	Voya Financial, Inc.	N	
.4832	VOYA FINANCIAL		46-3607309				Roaring River IV Holding, LLC	DE	NIA	Security Life of Denver Insurance Company	Ownership	100.000	Voya Financial, Inc.	N	
.4832	VOYA FINANCIAL	15365	80-0955075				Roaring River IV, LLC	MO	IA	Roaring River IV Holding, LLC	Ownership	100.000	Voya Financial, Inc.	N	
.4832	VOYA FINANCIAL	13583	26-3355951				Roaring River, LLC	MO	IA	ReliaStar Life Insurance Company	Ownership	100.000	Voya Financial, Inc.	N	
.4832	VOYA FINANCIAL		84-1437826				Security Life Assignment Corporation	CO	NIA	Voya Financial, Inc.	Ownership	100.000	Voya Financial, Inc.	N	
.4832	VOYA FINANCIAL		84-0499703		0000848338	NYSE	Security Life of Denver Insurance Company	CO	IA	Voya Financial, Inc.	Ownership	100.000	Voya Financial, Inc.	N	
.4832	VOYA FINANCIAL						Security Life of Denver International Limited								
.4832	VOYA FINANCIAL	15321	98-0138339				SLD Service Company, LLC	AZ	IA	Voya Financial, Inc.	Ownership	100.000	Voya Financial, Inc.	N	
.4832	VOYA FINANCIAL		84-4774506				SLDI Georgia Holdings, Inc.	DE	NIA	Voya Financial, Inc.	Ownership	100.000	Voya Financial, Inc.	N	
.4832	VOYA FINANCIAL		27-1108872				The Voya Proprietary Alpha Fund, LLC	GA	NIA	Roaring River II, Inc.	Ownership	100.000	Voya Financial, Inc.	N	
.4832	VOYA FINANCIAL		20-8811107				The Voya Proprietary Alpha Fund, LLC	DE	NIA	Voya Alternative Asset Management LLC	Ownership	1.000	Voya Financial, Inc.	N	
.4832	VOYA FINANCIAL		20-8811107				The Voya Proprietary Alpha Fund, LLC	DE	NIA	ReliaStar Life Insurance Company	Ownership	30.200	Voya Financial, Inc.	N	
.4832	VOYA FINANCIAL		20-8811107				The Voya Proprietary Alpha Fund, LLC	DE	NIA	Security Life of Denver Insurance Company	Ownership	36.600	Voya Financial, Inc.	N	
.4832	VOYA FINANCIAL						VFI SLK Global Services Private Limited	IND	NIA	Voya Financial, Inc.	Ownership	49.000	Voya Financial, Inc.	N	
.4832	VOYA FINANCIAL						VFI SLK Global Services Private Limited	IND	NIA	Third Party Shareholders	Ownership	51.000	Voya Financial, Inc.	N	
.4832	VOYA FINANCIAL						Voya Alternative Asset Management Ireland Limited	IRL	NIA	Voya Investment Management Alternative Assets LLC	Ownership	100.000	Voya Financial, Inc.	N	
.4832	VOYA FINANCIAL						Voya Alternative Asset Management LLC	DE	NIA	Voya Investment Management Alternative Assets LLC	Ownership	100.000	Voya Financial, Inc.	N	
.4832	VOYA FINANCIAL		13-3863170				Voya America Equities, Inc.	CO	NIA	Security Life of Denver Insurance Company	Ownership	100.000	Voya Financial, Inc.	Y	
.4832	VOYA FINANCIAL		84-1251388		0000921271	NYSE	Voya Benefits Company, LLC	DE	NIA	Voya Holdings Inc.	Ownership	100.000	Voya Financial, Inc.	N	
.4832	VOYA FINANCIAL		83-0965809				Voya Capital, LLC	DE	NIA	Voya Investment Management LLC	Ownership	100.000	Voya Financial, Inc.	N	
.4832	VOYA FINANCIAL		86-1020892		0000882860	NYSE		DE	NIA		Ownership	100.000	Voya Financial, Inc.	N	

STATEMENT AS OF MARCH 31, 2020 OF THE VOYA RETIREMENT INSURANCE AND ANNUITY COMPANY

**SCHEDULE Y**

**PART 1A - DETAIL OF INSURANCE HOLDING COMPANY SYSTEM**

1	2	3	4	5	6	7	8	9	10	11	12	13	14	15	16
Group Code	Group Name	NAIC Company Code	ID Number	Federal RSSD	CIK	Name of Securities Exchange if Publicly Traded (U.S. or International)	Names of Parent, Subsidiaries Or Affiliates	Domiciliary Location	Relationship to Reporting Entity	Directly Controlled by (Name of Entity/Person)	Type of Control (Ownership, Board, Management, Attorney-in-Fact, Influence, Other)	If Control is Ownership Provide Percentage	Ultimate Controlling Entity(ies)/Person(s)	Is an SCA Filing Required? (Y/N)	*
4832	VOYA FINANCIAL						Voya CML GP LLC	DE	NIA	Voya Alternative Asset Management LLC	Ownership	100.000	Voya Financial, Inc.	N	
4832	VOYA FINANCIAL		27-2278894				Voya Custom Investments LLC	DE	NIA	Roaring River II, Inc.	Ownership	100.000	Voya Financial, Inc.	N	
4832	VOYA FINANCIAL		41-0945505		0000073520	NYSE	Voya Financial Advisors, Inc.	MN	NIA	Voya Holdings Inc.	Ownership	100.000	Voya Financial, Inc.	N	
4832	VOYA FINANCIAL		06-1375177		0000912650	NYSE	Voya Financial Partners, LLC	DE	DS	Voya Retirement Insurance and Annuity Company	Ownership	100.000	Voya Financial, Inc.	N	
4832	VOYA FINANCIAL		26-1956344				Voya Financial Products Company, Inc.	DE	NIA	Voya Financial, Inc.	Ownership	100.000	Voya Financial, Inc.	N	
4832	VOYA FINANCIAL		52-1222820			NYSE	Voya Financial, Inc.	DE	UIP	Third Party Shareholders	Ownership	100.000	Voya Financial, Inc.	N	
4832	VOYA FINANCIAL		86-1020893		0001266464	NYSE	Voya Funds Services, LLC	DE	NIA	Voya Capital, LLC	Ownership	100.000	Voya Financial, Inc.	N	
4832	VOYA FINANCIAL		13-4127836				Voya Furman Selz Investments III LLC	DE	NIA	Voya Investment Management Alternative Assets LLC	Management	0.000	Voya Financial, Inc.	N	
4832	VOYA FINANCIAL		02-0488491				Voya Holdings Inc.	CT	UDP	Voya Financial, Inc.	Ownership	100.000	Voya Financial, Inc.	N	
4832	VOYA FINANCIAL		27-1108872				Voya II Custom Investments LLC	DE	NIA	SLDI Georgia Holdings, Inc.	Ownership	100.000	Voya Financial, Inc.	N	
4832	VOYA FINANCIAL		04-3516284				Voya Institutional Plan Services, LLC	DE	DS	Voya Retirement Insurance and Annuity Company	Ownership	100.000	Voya Financial, Inc.	N	
4832	VOYA FINANCIAL		46-5416028				Voya Institutional Trust Company	CT	NIA	Voya Holdings Inc.	Ownership	100.000	Voya Financial, Inc.	N	
4832	VOYA FINANCIAL		06-1465377				Voya Insurance Solutions, Inc.	CT	NIA	Voya Holdings Inc.	Ownership	100.000	Voya Financial, Inc.	N	
4832	VOYA FINANCIAL		06-0952776				Voya International Nominee Holdings, Inc.	CT	NIA	Voya Holdings Inc.	Ownership	100.000	Voya Financial, Inc.	N	
4832	VOYA FINANCIAL						Voya Investment Management (UK) Limited	GBR	NIA	Voya Investment Management Co. LLC	Ownership	100.000	Voya Financial, Inc.	N	
4832	VOYA FINANCIAL		13-4038444				Voya Investment Management Alternative Assets LLC	DE	NIA	Voya Investment Management LLC	Ownership	100.000	Voya Financial, Inc.	N	
4832	VOYA FINANCIAL		06-0888148		0000033670	NYSE	Voya Investment Management Co. LLC	DE	NIA	Voya Investment Management LLC	Ownership	100.000	Voya Financial, Inc.	N	
4832	VOYA FINANCIAL		58-2361003		0010542667	NYSE	Voya Investment Management LLC	DE	NIA	Voya Holdings Inc.	Ownership	100.000	Voya Financial, Inc.	N	
4832	VOYA FINANCIAL		06-1440627				Voya Investment Trust Co.	CT	NIA	Voya Investment Management Co. LLC	Ownership	100.000	Voya Financial, Inc.	N	
4832	VOYA FINANCIAL		03-0485744		0000936854	NYSE	Voya Investments Distributor, LLC	DE	NIA	Voya Funds Services, LLC	Ownership	100.000	Voya Financial, Inc.	N	
4832	VOYA FINANCIAL		03-0402099				Voya Investments, LLC	AZ	NIA	Voya Funds Services, LLC	Ownership	100.000	Voya Financial, Inc.	N	
4832	VOYA FINANCIAL						Voya Multi-Strategy Opportunity Fund LLC	DE	NIA	Voya Alternative Asset Management LLC	Ownership	100.000	Voya Financial, Inc.	N	
4832	VOYA FINANCIAL		52-2197204				Voya Payroll Management, Inc.	DE	NIA	Voya Financial, Inc.	Ownership	100.000	Voya Financial, Inc.	N	
4832	VOYA FINANCIAL						Voya Pomona Asia Pacific G.P. Limited	CYM	NIA	Pomona Voya Asia Pacific Associates, L.P.	Ownership	100.000	Voya Financial, Inc.	N	
4832	VOYA FINANCIAL						Voya Pomona Asia Pacific Private Equity Co-Invest I L.P.	DE	NIA	Voya Retirement Insurance and Annuity Company	Management	0.000	Voya Financial, Inc.	N	
4832	VOYA FINANCIAL						Voya Pomona Asia Pacific Private Equity Co-Invest I L.P.	DE	NIA	Security Life of Denver Insurance Company	Management	0.000	Voya Financial, Inc.	N	
4832	VOYA FINANCIAL						Voya Pomona Asia Pacific Private Equity Co-Invest I L.P.	DE	NIA	Voya Pomona Asia Pacific G.P. Limited	Management	0.000	Voya Financial, Inc.	N	
4832	VOYA FINANCIAL		13-4152011				Voya Pomona Holdings LLC	DE	NIA	Voya Investment Management Alternative Assets LLC	Management	100.000	Voya Financial, Inc.	N	
4832	VOYA FINANCIAL		13-4003969				Voya Realty Group LLC	DE	NIA	Voya Investment Management Alternative Assets LLC	Ownership	100.000	Voya Financial, Inc.	N	
4832	VOYA FINANCIAL		22-1862786		0000028601	NYSE	Voya Retirement Advisors, LLC	NJ	DS	Voya Retirement Insurance and Annuity Company	Ownership	100.000	Voya Financial, Inc.	N	
4832	VOYA FINANCIAL	86509	71-0294708		0000837010	NYSE	Voya Retirement Insurance and Annuity Company	CT	RE	Voya Holdings Inc.	Ownership	100.000	Voya Financial, Inc.	N	
4832	VOYA FINANCIAL		52-1317217				Voya Services Company	DE	NIA	Voya Financial, Inc.	Ownership	100.000	Voya Financial, Inc.	N	

Asterisk	Explanation
----------	-------------

133



STATEMENT AS OF MARCH 31, 2020 OF THE VOYA RETIREMENT INSURANCE AND ANNUITY COMPANY

## SUPPLEMENTAL EXHIBITS AND SCHEDULES INTERROGATORIES

The following supplemental reports are required to be filed as part of your statement filing. However, in the event that your company does not transact the type of business for which the special report must be filed, your response of NO to the specific interrogatory will be accepted in lieu of filing a "NONE" report and a bar code will be printed below. If the supplement is required of your company but is not being filed for whatever reason enter SEE EXPLANATION and provide an explanation following the interrogatory questions.


	Response
1. Will the Trusteed Surplus Statement be filed with the state of domicile and the NAIC with this statement? .....	NO
2. Will the Medicare Part D Coverage Supplement be filed with the state of domicile and the NAIC with this statement? .....	NO
3. Will the Reasonableness of Assumptions Certification required by Actuarial Guideline XXXV be filed with the state of domicile and electronically with the NAIC? .....	NO
4. Will the Reasonableness and Consistency of Assumptions Certification required by Actuarial Guideline XXXV be filed with the state of domicile and electronically with the NAIC? .....	YES
5. Will the Reasonableness of Assumptions Certification for Implied Guaranteed Rate Method required by Actuarial Guideline XXXVI be filed with the state of domicile and electronically with the NAIC? .....	NO
6. Will the Reasonableness and Consistency of Assumptions Certification required by Actuarial Guideline XXXVI (Updated Average Market Value) be filed with the state of domicile and electronically with the NAIC? .....	NO
7. Will the Reasonableness and Consistency of Assumptions Certification required by Actuarial Guideline XXXVI (Updated Market Value) be filed with the state of domicile and electronically with the NAIC? .....	NO
8. Will the Life PBR Statement of Exemption be filed with the state of domicile by July 1st and electronically with the NAIC with the second quarterly filing per the Valuation Manual (by August 15)? (2nd Quarter Only) The response for 1st and 3rd quarters should be N/A. A NO response resulting with a bar code is only appropriate in the 2nd quarter. ....	N/A

Explanation:

- 1.
- 2.
- 3.
- 5.
- 6.
- 7.

Bar Code:

1. Trusteed Surplus Statement [Document Identifier 490]
2. Medicare Part D Coverage Supplement [Document Identifier 365]
3. Reasonableness of Assumptions Certification required by Actuarial Guideline XXXV [Document Identifier 445]
5. Reasonableness of Assumptions Certification for Implied Guaranteed Rate Method required by Actuarial Guideline XXXVI [Document Identifier 447]
6. Reasonableness and Consistency of Assumptions Certification required by Actuarial Guideline XXXVI [Document Identifier 448]
7. Reasonableness and Consistency of Assumptions Certification required by Actuarial Guideline XXXVI (Updated Market Value) [Document Identifier 449]



STATEMENT AS OF MARCH 31, 2020 OF THE VOYA RETIREMENT INSURANCE AND ANNUITY COMPANY  
**OVERFLOW PAGE FOR WRITE-INS**

Additional Write-ins for Liabilities Line 25

	1 Current Statement Date	2 December 31 Prior Year
2504. Unclaimed property .....	10,503,528	9,847,551
2505. Miscellaneous liabilities .....	5,743,924	6,728,545
2506. Suspense and clearing account .....	1,800,538	6,274,425
2507. Liability of other post-employment benefits .....	(4,376,321)	(4,376,321)
2597. Summary of remaining write-ins for Line 25 from overflow page	13,671,669	18,474,200

Additional Write-ins for Summary of Operations Line 27

	1 Current Year To Date	2 Prior Year To Date	3 Prior Year Ended December 31
2704. Miscellaneous expense .....	(4,009,343)	5,661,869	14,421,817
2797. Summary of remaining write-ins for Line 27 from overflow page	(4,009,343)	5,661,869	14,421,817

Additional Write-ins for Summary of Operations Line 53

	1 Current Year To Date	2 Prior Year To Date	3 Prior Year Ended December 31
5304. Separate account valuation basis change .....	(16,020,407)	0	0
5397. Summary of remaining write-ins for Line 53 from overflow page	(16,020,407)	0	0

STATEMENT AS OF MARCH 31, 2020 OF THE VOYA RETIREMENT INSURANCE AND ANNUITY COMPANY

**SCHEDULE A - VERIFICATION**

Real Estate

	1 Year to Date	2 Prior Year Ended December 31
1. Book/adjusted carrying value, December 31 of prior year .....	60,047,648	62,260,433
2. Cost of acquired:		
2.1 Actual cost at time of acquisition .....	0	0
2.2 Additional investment made after acquisition .....	0	16,627
3. Current year change in encumbrances .....	0	0
4. Total gain (loss) on disposals .....	0	0
5. Deduct amounts received on disposals .....	0	0
6. Total foreign exchange change in book/adjusted carrying value .....	0	0
7. Deduct current year's other than temporary impairment recognized .....	0	0
8. Deduct current year's depreciation .....	557,457	2,229,412
9. Book/adjusted carrying value at the end of current period (Lines 1+2+3+4-5+6-7-8) .....	59,490,191	60,047,648
10. Deduct total nonadmitted amounts .....	0	0
11. Statement value at end of current period (Line 9 minus Line 10) .....	59,490,191	60,047,648

**SCHEDULE B - VERIFICATION**

Mortgage Loans

	1 Year to Date	2 Prior Year Ended December 31
1. Book value/recorded investment excluding accrued interest, December 31 of prior year .....	4,664,148,278	4,919,001,825
2. Cost of acquired:		
2.1 Actual cost at time of acquisition .....	194,835,133	521,462,121
2.2 Additional investment made after acquisition .....	5,730,863	33,394,050
3. Capitalized deferred interest and other .....	0	0
4. Accrual of discount .....	116,713	1,597,008
5. Unrealized valuation increase (decrease) .....	0	0
6. Total gain (loss) on disposals .....	0	97,519
7. Deduct amounts received on disposals .....	91,239,831	808,495,427
8. Deduct amortization of premium and mortgage interest points and commitment fees .....	26	102
9. Total foreign exchange change in book value/recorded investment excluding accrued interest .....	0	0
10. Deduct current year's other than temporary impairment recognized .....	0	2,908,716
11. Book value/recorded investment excluding accrued interest at end of current period (Lines 1+2+3+4+5+6-7-8+9-10) .....	4,773,591,130	4,664,148,278
12. Total valuation allowance .....	0	0
13. Subtotal (Line 11 plus Line 12) .....	4,773,591,130	4,664,148,278
14. Deduct total nonadmitted amounts .....	0	0
15. Statement value at end of current period (Line 13 minus Line 14) .....	4,773,591,130	4,664,148,278

**SCHEDULE BA - VERIFICATION**

Other Long-Term Invested Assets

	1 Year to Date	2 Prior Year Ended December 31
1. Book/adjusted carrying value, December 31 of prior year .....	1,054,383,382	840,447,605
2. Cost of acquired:		
2.1 Actual cost at time of acquisition .....	4,283,166	98,667,788
2.2 Additional investment made after acquisition .....	47,343,340	150,875,261
3. Capitalized deferred interest and other .....	0	0
4. Accrual of discount .....	0	0
5. Unrealized valuation increase (decrease) .....	(5,267,454)	36,576,810
6. Total gain (loss) on disposals .....	670,463	(149,039)
7. Deduct amounts received on disposals .....	23,175,554	70,401,101
8. Deduct amortization of premium and depreciation .....	4,657	17,860
9. Total foreign exchange change in book/adjusted carrying value .....	(214,708)	(245,675)
10. Deduct current year's other than temporary impairment recognized .....	0	1,370,406
11. Book/adjusted carrying value at end of current period (Lines 1+2+3+4+5+6-7-8+9-10) .....	1,078,017,979	1,054,383,382
12. Deduct total nonadmitted amounts .....	6,717,522	0
13. Statement value at end of current period (Line 11 minus Line 12) .....	1,071,300,457	1,054,383,382

**SCHEDULE D - VERIFICATION**

Bonds and Stocks

	1 Year to Date	2 Prior Year Ended December 31
1. Book/adjusted carrying value of bonds and stocks, December 31 of prior year .....	24,494,156,848	24,113,972,719
2. Cost of bonds and stocks acquired .....	1,151,676,006	4,667,380,821
3. Accrual of discount .....	(66,077,681)	(216,821,683)
4. Unrealized valuation increase (decrease) .....	(2,071,939)	3,921,584
5. Total gain (loss) on disposals .....	(8,385,155)	65,550,414
6. Deduct consideration for bonds and stocks disposed of .....	688,018,086	4,059,281,270
7. Deduct amortization of premium .....	10,242,354	26,641,849
8. Total foreign exchange change in book/adjusted carrying value .....	(36,412,967)	9,978,412
9. Deduct current year's other than temporary impairment recognized .....	41,263,481	83,492,236
10. Total investment income recognized as a result of prepayment penalties and/or acceleration fees .....	3,338,566	19,589,936
11. Book/adjusted carrying value at end of current period (Lines 1+2+3+4+5-6-7+8-9+10) .....	24,796,699,757	24,494,156,848
12. Deduct total nonadmitted amounts .....	0	0
13. Statement value at end of current period (Line 11 minus Line 12) .....	24,796,699,757	24,494,156,848

STATEMENT AS OF MARCH 31, 2020 OF THE VOYA RETIREMENT INSURANCE AND ANNUITY COMPANY

**SCHEDULE D - PART 1B**

Showing the Acquisitions, Dispositions and Non-Trading Activity  
During the Current Quarter for all Bonds and Preferred Stock by NAIC Designation

NAIC Designation	1 Book/Adjusted Carrying Value Beginning of Current Quarter	2 Acquisitions During Current Quarter	3 Dispositions During Current Quarter	4 Non-Trading Activity During Current Quarter	5 Book/Adjusted Carrying Value End of First Quarter	6 Book/Adjusted Carrying Value End of Second Quarter	7 Book/Adjusted Carrying Value End of Third Quarter	8 Book/Adjusted Carrying Value December 31 Prior Year
<b>BONDS</b>								
1. NAIC 1 (a) .....	13,044,339,706	739,577,882	448,391,630	(240,948,749)	13,094,577,209	0	0	13,044,339,706
2. NAIC 2 (a) .....	10,136,095,062	398,655,451	216,777,814	(2,328,547)	10,315,644,152	0	0	10,136,095,062
3. NAIC 3 (a) .....	792,143,618	41,245,085	66,507,064	97,794,941	864,676,580	0	0	792,143,618
4. NAIC 4 (a) .....	229,673,372	15,573,381	4,880,661	5,605,260	245,971,352	0	0	229,673,372
5. NAIC 5 (a) .....	45,257,071	3,180	10,640,624	(10,218,504)	24,401,123	0	0	45,257,071
6. NAIC 6 (a) .....	2,979,890	0	0	(72,216)	2,907,674	0	0	2,979,890
7. Total Bonds	24,250,488,719	1,195,054,979	747,197,793	(150,167,815)	24,548,178,090	0	0	24,250,488,719
<b>PREFERRED STOCK</b>								
8. NAIC 1 .....	111,339,874	0	0	(54,375,000)	56,964,874	0	0	111,339,874
9. NAIC 2 .....	51,428,240	8,300,000	0	74,835,000	134,563,240	0	0	51,428,240
10. NAIC 3 .....	20,460,000	0	0	(20,460,000)	0	0	0	20,460,000
11. NAIC 4 .....	0	0	0	0	0	0	0	0
12. NAIC 5 .....	0	0	0	0	0	0	0	0
13. NAIC 6 .....	0	0	0	0	0	0	0	0
14. Total Preferred Stock	183,228,114	8,300,000	0	0	191,528,114	0	0	183,228,114
15. Total Bonds and Preferred Stock	24,433,716,833	1,203,354,979	747,197,793	(150,167,815)	24,739,706,204	0	0	24,433,716,833

(a) Book/Adjusted Carrying Value column for the end of the current reporting period includes the following amount of short-term and cash equivalent bonds by NAIC designation:

NAIC 1 \$ .....0 ; NAIC 2 \$ .....0 ; NAIC 3 \$ .....0 ; NAIC 4 \$ .....0 ; NAIC 5 \$ .....0 ; NAIC 6 \$ .....354,890

**SCHEDULE DA - PART 1**

## Short-Term Investments

	1 Book/Adjusted Carrying Value	2 Par Value	3 Actual Cost	4 Interest Collected Year-to-Date	5 Paid for Accrued Interest Year-to-Date
9199999 Totals	626,491,417	xxx	626,491,526	0	0

**SCHEDULE DA - VERIFICATION**

## Short-Term Investments

	1 Year To Date	2 Prior Year Ended December 31
1. Book/adjusted carrying value, December 31 of prior year .....	69,455,000	49,903,373
2. Cost of short-term investments acquired .....	18,000,103,164	18,083,725,307
3. Accrual of discount .....	0	451,627
4. Unrealized valuation increase (decrease) .....	(110)	0
5. Total gain (loss) on disposals .....	0	0
6. Deduct consideration received on disposals .....	17,443,066,637	18,064,625,307
7. Deduct amortization of premium .....	0	0
8. Total foreign exchange change in book/adjusted carrying value .....	0	0
9. Deduct current year's other than temporary impairment recognized .....	0	0
10. Book/adjusted carrying value at end of current period (Lines 1+2+3+4+5-6-7+8-9) .....	626,491,417	69,455,000
11. Deduct total nonadmitted amounts .....	0	0
12. Statement value at end of current period (Line 10 minus Line 11)	626,491,417	69,455,000

**SCHEDULE DB - PART A - VERIFICATION**

Options, Caps, Floors, Collars, Swaps and Forwards

1. Book/Adjusted Carrying Value, December 31, prior year (Line 10, prior year)	150,213,112
2. Cost Paid/(Consideration Received) on additions	(2,193,594)
3. Unrealized Valuation increase/(decrease)	164,210,257
4. SSAP No. 108 adjustments	0
5. Total gain (loss) on termination recognized	30,729,920
6. Considerations received/(paid) on terminations	30,800,206
7. Amortization	(396,876)
8. Adjustment to the Book/Adjusted Carrying Value of hedged item	0
9. Total foreign exchange change in Book/Adjusted Carrying Value	36,918,119
10. Book/Adjusted Carrying Value at End of Current Period (Lines 1+2+3+4+5-6+7+8+9)	348,680,732
11. Deduct nonadmitted assets	0
12. Statement value at end of current period (Line 10 minus Line 11)	348,680,732

**SCHEDULE DB - PART B - VERIFICATION**

Futures Contracts

1. Book/Adjusted carrying value, December 31 of prior year (Line 6, prior year)	0
2. Cumulative cash change (Section 1, Broker Name/Net Cash Deposits Footnote - Cumulative Cash Change column)	0
3.1 Add:	
Change in variation margin on open contracts - Highly Effective Hedges	
3.11 Section 1, Column 15, current year to date minus	0
3.12 Section 1, Column 15, prior year	0
Change in variation margin on open contracts - All Other	
3.13 Section 1, Column 18, current year to date minus	(5,701,141)
3.14 Section 1, Column 18, prior year	(13,315,741)
	7,614,600
	7,614,600
3.2 Add:	
Change in adjustment to basis of hedged item	
3.21 Section 1, Column 17, current year to date minus	0
3.22 Section 1, Column 17, prior year	0
Change in amount recognized	
3.23 Section 1, Column 19, current year to date minus	(5,701,141)
3.24 Section 1, Column 19, prior year	(13,315,741)
3.25 SSAP No. 108 adjustments	0
	7,614,600
	7,614,600
3.3 Subtotal (Line 3.1 minus Line 3.2)	0
4.1 Cumulative variation margin on terminated contracts during the year	3,527,329
4.2 Less:	
4.21 Amount used to adjust basis of hedged item	0
4.22 Amount recognized	3,527,329
4.23 SSAP No. 108 adjustments	0
	3,527,329
4.3 Subtotal (Line 4.1 minus Line 4.2)	0
5. Dispositions gains (losses) on contracts terminated in prior year:	
5.1 Total gain (loss) recognized for terminations in prior year	0
5.2 Total gain (loss) adjusted into the hedged item(s) for terminations in prior year	0
6. Book/Adjusted carrying value at end of current period (Lines 1+2+3.3-4.3-5.1-5.2)	0
7. Deduct total nonadmitted amounts	0
8. Statement value at end of current period (Line 6 minus Line 7)	0



STATEMENT AS OF MARCH 31, 2020 OF THE VOYA RETIREMENT INSURANCE AND ANNUITY COMPANY

**SCHEDULE DB - PART C - SECTION 1**

Replication (Synthetic Asset) Transactions Open as of Current Statement Date

Replication (Synthetic Asset) Transactions								Components of the Replication (Synthetic Asset) Transactions							
1 Number	2 Description	3 NAIC Designation or Other Description	4 Notional Amount	5 Book/Adjusted Carrying Value	6 Fair Value	7 Effective Date	8 Maturity Date	Derivative Instrument(s) Open			Cash Instrument(s) Held				
								9 Description	10 Book/Adjusted Carrying Value	11 Fair Value	12 CUSIP	13 Description	14 NAIC Designation or Other Description	15 Book/Adjusted Carrying Value	16 Fair Value
12574#GK7	CMBX.NA.11.AAA	2	7,000,000	6,779,893	5,459,211	12/06/2018	11/18/2054	CDS: (CMBX.NA.11.AAA)	(77,429)	(90,569)	06036F-BH-3	BANK_18-BNK15	1	6,857,322	5,549,780
12574#GR2	CMBX.NA.13.AAA	2	5,000,000	4,820,622	4,712,537	03/10/2020	12/16/2072	CDS: (CMBX.NA.13.AAA)	(187,661)	(192,569)	12593A-BD-6	COMM_15-CR23	1	5,008,283	4,905,106
12574#GP6	CMBX.NA.13.AAA	2	10,000,000	9,635,004	8,349,140	03/12/2020	12/16/2072	CDS: (CMBX.NA.13.AAA)	(528,253)	(385,139)	12592L-BP-6	COMM_14-OCRE20	1	10,163,257	8,734,279
12574#GQ4	CMBX.NA.13.AAA	2	13,333,818	567,328	746,583	03/16/2020	12/16/2072	CDS: (CMBX.NA.13.AAA)	(603,201)	(385,139)	29429E-AF-8	CGCMT_16-P4	1	1,170,529	1,131,722
12574#GSO	CMBX.NA.13.AAA	2	7,135,000	6,622,310	6,528,347	03/18/2020	12/16/2072	CDS: (CMBX.NA.13.AAA)	(522,026)	(269,598)	43289V-AJ-2	HILT_16-SFP	1	7,144,336	6,797,945
12574#GU5	CMBX.NA.13.AAA	2	5,000,000	4,586,756	3,818,573	03/24/2020	12/16/2072	CDS: (CMBX.NA.13.AAA)	(413,702)	(192,569)	61691Q-AK-4	MSC_18-L1	1	5,000,458	4,011,142
<b>999999999 - Totals</b>				<b>33,011,913</b>	<b>29,614,391</b>	<b>XXX</b>	<b>XXX</b>	<b>XXX</b>	<b>(2,332,272)</b>	<b>(1,515,583)</b>	<b>XXX</b>	<b>XXX</b>	<b>XXX</b>	<b>35,344,185</b>	<b>31,129,974</b>

STATEMENT AS OF MARCH 31, 2020 OF THE VOYA RETIREMENT INSURANCE AND ANNUITY COMPANY

**SCHEDULE DB - PART C - SECTION 2**

Replication (Synthetic Asset) Transactions Open

	First Quarter		Second Quarter		Third Quarter		Fourth Quarter		Year To Date	
	1 Number of Positions	2 Total Replication (Synthetic Asset) Transactions Statement Value	3 Number of Positions	4 Total Replication (Synthetic Asset) Transactions Statement Value	5 Number of Positions	6 Total Replication (Synthetic Asset) Transactions Statement Value	7 Number of Positions	8 Total Replication (Synthetic Asset) Transactions Statement Value	9 Number of Positions	10 Total Replication (Synthetic Asset) Transactions Statement Value
1. Beginning Inventory .....	1	6,776,214	0	0	0	0	0	0	1	6,776,214
2. Add: Opened or Acquired Transactions .....	5	26,232,020	0	0	0	0	0	0	5	26,232,020
3. Add: Increases in Replication (Synthetic Asset) Transactions Statement Value .....	XXX	3,679	XXX	0	XXX	0	XXX	0	XXX	3,679
4. Less: Closed or Disposed of Transactions .....	0	0	0	0	0	0	0	0	0	0
5. Less: Positions Disposed of for Failing Effectiveness Criteria .....	0	0	0	0	0	0	0	0	0	0
6. Less: Decreases in Replication (Synthetic Asset) Transactions Statement Value .....	XXX	0	XXX	0	XXX	0	XXX	0	XXX	0
7. Ending Inventory .....	6	33,011,913	0	0	0	0	0	0	6	33,011,913

STATEMENT AS OF MARCH 31, 2020 OF THE VOYA RETIREMENT INSURANCE AND ANNUITY COMPANY

**SCHEDULE DB - VERIFICATION**

Verification of Book/Adjusted Carrying Value, Fair Value and Potential Exposure of all Open Derivative Contracts

	Book/Adjusted Carrying Value Check
1. Part A, Section 1, Column 14.....	348,680,732
2. Part B, Section 1, Column 15 plus Part B, Section 1 Footnote - Total Ending Cash Balance.....	0
3. Total (Line 1 plus Line 2).....	348,680,732
4. Part D, Section 1, Column 5.....	915,632,148
5. Part D, Section 1, Column 6.....	(566,951,416)
6. Total (Line 3 minus Line 4 minus Line 5).....	0
	Fair Value Check
7. Part A, Section 1, Column 16.....	124,801,470
8. Part B, Section 1, Column 13.....	(234,013)
9. Total (Line 7 plus Line 8).....	124,567,457
10. Part D, Section 1, Column 8.....	960,722,838
11. Part D, Section 1, Column 9.....	(836,155,381)
12. Total (Line 9 minus Line 10 minus Line 11).....	0
	Potential Exposure Check
13. Part A, Section 1, Column 21.....	235,945,755
14. Part B, Section 1, Column 20.....	3,977,050
15. Part D, Section 1, Column 11.....	239,922,805
16. Total (Line 13 plus Line 14 minus Line 15).....	0

**SCHEDULE E - PART 2 - VERIFICATION**

(Cash Equivalents)

	1	2
	Year To Date	Prior Year Ended December 31
1. Book/adjusted carrying value, December 31 of prior year .....	0	0
2. Cost of cash equivalents acquired .....	54,150,372	700,795,510
3. Accrual of discount .....	20,640	246,337
4. Unrealized valuation increase (decrease) .....	0	0
5. Total gain (loss) on disposals .....	(16)	(49)
6. Deduct consideration received on disposals .....	54,170,996	701,041,798
7. Deduct amortization of premium .....	0	0
8. Total foreign exchange change in book/adjusted carrying value .....	0	0
9. Deduct current year's other than temporary impairment recognized .....	0	0
10. Book/adjusted carrying value at end of current period (Lines 1+2+3+4+5-6-7+8-9) .....	0	0
11. Deduct total nonadmitted amounts .....	0	0
12. Statement value at end of current period (Line 10 minus Line 11)	0	0

Schedule A - Part 2 - Real Estate Acquired and Additions Made

**N O N E**

Schedule A - Part 3 - Real Estate Disposed

**N O N E**

STATEMENT AS OF MARCH 31, 2020 OF THE VOYA RETIREMENT INSURANCE AND ANNUITY COMPANY

**SCHEDULE B - PART 2**

Showing All Mortgage Loans ACQUIRED AND ADDITIONS MADE During the Current Quarter

1 Loan Number	2 Location		4 Loan Type	5 Date Acquired	6 Rate of Interest	7 Actual Cost at Time of Acquisition	8 Additional Investment Made After Acquisition	9 Value of Land and Buildings	
	City	3 State							
29858	Hoover	AL		07/16/2019	5.050	.0	580,355	16,987,826	
29869	Phoenix	AZ		08/19/2019	4.480	.0	188,108	31,450,533	
29954	Phoenix	AZ		02/14/2020	4.350	8,663,274	.0	19,592,143	
29956	Phoenix	AZ		02/14/2020	4.350	5,025,824	.0	11,270,175	
29769	Fremont	CA		08/30/2018	4.750	.0	259,214	20,609,756	
29798	San Pedro	CA		01/11/2019	5.400	.0	56,282	5,314,058	
29844	Hayward	CA		05/24/2019	5.100	.0	74,201	12,522,742	
29834	Wilmington	DE		05/10/2019	5.600	.0	813,822	18,169,773	
29754	Tampa	FL		08/01/2018	4.850	.0	64,779	19,776,774	
29921	Orlando	FL		01/16/2020	3.750	9,276,487	.0	16,594,302	
29946	Orlando	FL		01/16/2020	3.750	1,917,866	.0	3,015,085	
29947	Orlando	FL		01/16/2020	3.750	952,132	.0	1,926,934	
29948	Orlando	FL		01/16/2020	3.750	3,531,957	.0	6,936,962	
29949	Orlando	FL		01/16/2020	3.750	1,410,062	.0	2,765,717	
29950	Orlando	FL		01/16/2020	3.750	2,044,817	.0	4,148,575	
29951	Orlando	FL		01/16/2020	3.750	3,622,636	.0	7,209,000	
29952	Orlando	FL		01/16/2020	3.750	1,274,043	.0	1,700,236	
29961	Fort Lauderdale	FL		02/27/2020	4.280	13,409,842	.0	22,191,228	
29889	Atlanta	GA		10/11/2019	4.400	.0	241,345	17,010,000	
29936	Atlanta	GA		01/16/2020	4.450	5,303,571	.0	12,558,857	
29791	Des Plaines	IL		01/25/2019	5.650	.0	132,684	10,584,286	
29900	Indianapolis	IN		11/06/2019	4.970	.0	617,359	34,176,931	
29963	Carmel	IN		02/26/2020	4.800	8,387,097	.0	14,064,516	
29962	Lexington	KY		02/27/2020	4.231	7,555,006	.0	15,821,071	
29767	Kansas City	MO		10/17/2018	4.750	.0	337,918	12,295,652	
29940	Graham	NC		02/25/2020	3.600	6,660,000	.0	11,946,375	
29941	Graham	NC		02/25/2020	3.600	7,445,000	.0	13,171,923	
29953	Greensboro	NC		03/06/2020	3.460	5,900,000	.0	8,619,130	
29624	Moorestown	NJ		09/29/2017	4.581	.0	557,259	46,477,941	
29673	New York City	NY		08/21/2019	4.550	.0	267,299	7,198,294	
29926	Brooklyn	NY		01/07/2020	4.020	8,913,793	91,556	14,640,230	
29958	Queens	NY		02/07/2020	4.200	8,052,078	.0	13,770,000	
29904	Charleston	SC		01/02/2020	3.750	10,240,000	.0	19,029,333	
29959	Mt. Pleasant	SC		02/13/2020	3.780	38,340,000	.0	68,121,964	
29715	San Antonio	TX		04/24/2018	5.150	.0	130,862	15,855,172	
29750	Benbrook	TX		06/20/2018	5.150	.0	182,620	18,875,868	
29761	Lewisville	TX		08/06/2018	4.850	.0	120,281	21,420,000	
29777	Benbrook	TX		11/22/2019	4.500	.0	53,893	22,454,253	
29816	Houston	TX		03/21/2019	5.350	.0	226,552	22,224,391	
29851	Irving	TX		06/21/2019	5.050	.0	81,914	19,494,824	
29874	Dallas	TX		09/09/2019	4.450	.0	372,321	19,445,393	
29881	Dallas	TX		09/09/2019	4.450	.0	239,998	13,403,628	
29837	Amarillo	TX		02/25/2020	3.500	5,000,000	.0	10,363,636	
29944	San Antonio	TX		01/27/2020	4.550	6,871,667	.0	12,400,000	
29955	Houston	TX		02/26/2020	4.450	10,652,317	.0	18,280,149	
2965602	Dallas	TX		05/04/2018	5.081	.0	40,240	20,884,500	
29920	Seatac	WA		01/30/2020	3.340	9,250,000	.0	20,708,955	
29938	Everett	WA		02/14/2020	3.210	5,135,664	.0	10,613,706	
0599999	Mortgages in good standing - Commercial mortgages-all other						194,835,133	5,730,863	788,092,800
0899999	Total Mortgages in good standing						194,835,133	5,730,863	788,092,800
1699999	Total - Restructured Mortgages						0	0	0
2499999	Total - Mortgages with overdue interest over 90 days						0	0	0
3299999	Total - Mortgages in the process of foreclosure						0	0	0
3399999	Totals						194,835,133	5,730,863	788,092,800

E02



STATEMENT AS OF MARCH 31, 2020 OF THE VOYA RETIREMENT INSURANCE AND ANNUITY COMPANY

**SCHEDULE B - PART 3**

Showing All Mortgage Loans DISPOSED, Transferred or Repaid During the Current Quarter

1 Loan Number	Location		4 Loan Type	5 Date Acquired	6 Disposal Date	7 Book Value/ Recorded Investment Excluding Accrued Interest Prior Year	Change in Book Value/Recorded Investment					14 Book Value/ Recorded Investment Excluding Accrued Interest on Disposal	15 Consid- eration	16 Foreign Exchange Gain (Loss) on Disposal	17 Realized Gain (Loss) on Disposal	18 Total Gain (Loss) on Disposal	
	2 City	3 State					8 Unrealized Valuation Increase (Decrease)	9 Current Year's (Amortization) /Accretion	10 Current Year's Other- Than- Temporary Impairment Recognized	11 Capitalized Deferred Interest and Other	12 Total Change in Book Value (8+9-10+11)						13 Total Foreign Exchange Change in Book Value
29666	Pembroke Pines	FL		02/05/2018	03/13/2020	3,375,000	0	0	0	0	0	0	3,375,000	3,375,000	0	0	0
29796	Covington	KY		12/18/2018	01/17/2020	15,000,000	0	0	0	0	0	0	15,000,000	15,000,000	0	0	0
29929	New York	NY		11/26/2019	03/06/2020	10,000,000	0	0	0	0	0	0	10,000,000	10,000,000	0	0	0
2992902	New York	NY		11/26/2019	03/06/2020	5,000,000	0	0	0	0	0	0	5,000,000	5,000,000	0	0	0
27896	LA PORTE	TX		08/04/2006	03/02/2020	271,538	0	0	0	0	0	0	136,429	271,538	0	0	0
27508	WINCHESTER	VA		03/07/2005	03/17/2020	41,307	0	0	0	0	0	0	13,629	41,307	0	0	0
29614	Alexandria	VA		01/11/2018	03/16/2020	14,975,741	0	0	0	0	0	0	14,975,741	14,975,741	0	0	0
29114	EVERETT	WA		11/12/2014	02/18/2020	4,555,198	0	10,706	0	0	10,706	0	4,548,915	4,565,904	0	0	0
0199999. Mortgages closed by repayment						53,218,784	0	10,706	0	0	10,706	0	53,049,714	53,229,490	0	0	0
28988	AUBURN	AL		12/27/2013		3,209,856	0	0	0	0	0	0	0	42,415	0	0	0
29101	BIRMINGHAM	AL		09/10/2014		5,820,225	0	0	0	0	0	0	0	69,688	0	0	0
29827	Birmingham	AL		07/26/2019		6,395,992	0	0	0	0	0	0	0	25,469	0	0	0
29170	FT SMITH	AR		04/29/2015		958,375	0	0	0	0	0	0	0	8,806	0	0	0
29171	HOT SPRINGS	AR		04/29/2015		1,226,156	0	0	0	0	0	0	0	11,267	0	0	0
27218	MESA	AZ		03/27/2003		10,540,566	0	0	0	0	0	0	0	46,145	0	0	0
27219	MESA	AZ		03/27/2003		12,044,999	0	0	0	0	0	0	0	54,487	0	0	0
27308	MESA	AZ		09/19/2003		14,656,304	0	0	0	0	0	0	0	66,733	0	0	0
28498	CHANDLER	AZ		11/01/2011		15,601,122	0	0	0	0	0	0	0	234,518	0	0	0
28507	Peoria	AZ		09/23/2011		3,396,697	0	0	0	0	0	0	0	22,030	0	0	0
28926	PHOENIX	AZ		04/01/2014		4,778,180	0	0	0	0	0	0	0	60,126	0	0	0
28955	NOGALES	AZ		12/06/2013		934,349	0	0	0	0	0	0	0	11,730	0	0	0
28956	NOGALES	AZ		12/06/2013		715,672	0	0	0	0	0	0	0	8,985	0	0	0
28966	TUCSON	AZ		11/26/2013		1,868,854	0	0	0	0	0	0	0	7,824	0	0	0
29142	TEMPE	AZ		01/15/2015		6,727,231	0	0	0	0	0	0	0	52,727	0	0	0
29144	YUMA	AZ		01/15/2015		1,886,472	0	0	0	0	0	0	0	14,786	0	0	0
29330	GLENDALE	AZ		01/06/2016		1,340,363	0	0	0	0	0	0	0	6,656	0	0	0
29331	CHANDLER	AZ		01/06/2016		1,673,914	0	0	0	0	0	0	0	8,313	0	0	0
29332	PHOENIX	AZ		01/06/2016		1,496,137	0	0	0	0	0	0	0	7,430	0	0	0
29333	GILBERT	AZ		01/06/2016		1,419,570	0	0	0	0	0	0	0	7,050	0	0	0
29334	PHOENIX	AZ		01/06/2016		1,550,702	0	0	0	0	0	0	0	7,701	0	0	0
29463	MESA	AZ		11/01/2016		7,074,518	0	0	0	0	0	0	0	71,796	0	0	0
29548	Glendale	AZ		06/29/2017		3,539,848	0	0	0	0	0	0	0	23,040	0	0	0
29549	Glendale	AZ		06/29/2017		3,539,848	0	0	0	0	0	0	0	23,040	0	0	0
29561	SCOTTSDALE	AZ		04/03/2017		24,604,299	0	0	0	0	0	0	0	231,243	0	0	0
29582	Phoenix	AZ		04/27/2017		4,500,547	0	0	0	0	0	0	0	70,534	0	0	0
29587	Phoenix	AZ		05/24/2017		3,713,010	0	0	0	0	0	0	0	58,430	0	0	0
29594	Phoenix	AZ		05/24/2017		4,130,061	0	0	0	0	0	0	0	64,992	0	0	0
29599	Phoenix	AZ		05/24/2017		1,618,121	0	0	0	0	0	0	0	25,463	0	0	0
29600	Mesa	AZ		05/24/2017		5,142,781	0	0	0	0	0	0	0	79,920	0	0	0
29601	Surprise	AZ		05/24/2017		4,832,471	0	0	0	0	0	0	0	75,098	0	0	0
29780	Phoenix	AZ		10/16/2018		1,100,474	0	0	0	0	0	0	0	6,554	0	0	0
2842506	PHOENIX	AZ		05/18/2011		5,572,371	0	0	0	0	0	0	0	32,845	0	0	0
27257	ANAHEIM	CA		05/01/2012		3,272,892	0	0	0	0	0	0	0	21,277	0	0	0
27365	SAN FRANCISCO	CA		07/03/2013		729,714	0	0	0	0	0	0	0	6,544	0	0	0
27620	UNION CITY	CA		04/22/2005		191,923	0	0	0	0	0	0	0	114,655	0	0	0
27659	MILPITAS	CA		05/26/2005		144,833	0	0	0	0	0	0	0	71,919	0	0	0
27661	SAN DIEGO	CA		07/06/2005		128,077	0	0	0	0	0	0	0	47,481	0	0	0
27775	LAKE FOREST	CA		10/04/2005		9,268,079	0	0	0	0	0	0	0	157,424	0	0	0
27913	PALO ALTO	CA		10/16/2006		828,189	0	0	0	0	0	0	0	102,792	0	0	0
27956	AMERICAN CANYON	CA		12/21/2006		2,766,856	0	0	0	0	0	0	0	78,026	0	0	0
28033	LOS ANGELES	CA		02/02/2007		4,045,913	0	0	0	0	0	0	0	136,607	0	0	0
28082	SAN FRANCISCO	CA		07/18/2007		6,436,045	0	0	0	0	0	0	0	134,430	0	0	0
28322	SANTA CLARA	CA		11/30/2010		2,504,244	0	0	0	0	0	0	0	42,111	0	0	0
28392	PALM SPRINGS	CA		04/29/2011		6,969,048	0	0	0	0	0	0	0	44,699	0	0	0
28405	SANTA CLARITA	CA		04/28/2011		6,267,667	0	0	0	0	0	0	0	65,022	0	0	0
28406	LOS ANGELES	CA		05/09/2011		7,817,690	0	0	0	0	0	0	0	47,613	0	0	0
28412	CONCORD	CA		06/14/2011		2,474,692	0	0	0	0	0	0	0	38,366	0	0	0
28414	SAN JOSE	CA		06/29/2011		3,696,034	0	0	0	0	0	0	0	33,947	0	0	0
28416	SAN LEANDRO	CA		06/29/2011		1,413,441	0	0	0	0	0	0	0	12,740	0	0	0
28418	CONCORD	CA		06/29/2011		3,712,104	0	0	0	0	0	0	0	34,094	0	0	0

E02.1

STATEMENT AS OF MARCH 31, 2020 OF THE VOYA RETIREMENT INSURANCE AND ANNUITY COMPANY

**SCHEDULE B - PART 3**

Showing All Mortgage Loans DISPOSED, Transferred or Repaid During the Current Quarter

1 Loan Number	2 Location		4 Loan Type	5 Date Acquired	6 Disposal Date	7 Book Value/ Recorded Investment Excluding Accrued Interest Prior Year	8 Change in Book Value/Recorded Investment					14 Book Value/ Recorded Investment Excluding Accrued Interest on Disposal	15 Consid- eration	16 Foreign Exchange Gain (Loss) on Disposal	17 Realized Gain (Loss) on Disposal	18 Total Gain (Loss) on Disposal
	2 City	3 State					8 Unrealized Valuation Increase (Decrease)	9 Current Year's (Amortization) /Accretion	10 Current Year's Other- Than- Temporary Impairment Recognized	11 Capitalized Deferred Interest and Other	12 Total Change in Book Value (8+9-10+11)					
28419	LOS ANGELES	CA		11/01/2011		4,334,858	0	0	0	0	0	0	131,555	0	0	0
28438	HARBOR CITY	CA		05/31/2011		3,697,771	0	0	0	0	0	0	120,601	0	0	0
28486	NORTHridge	CA		08/10/2011		3,250,714	0	0	0	0	0	0	102,067	0	0	0
28493	IRVINE	CA		08/31/2011		3,929,710	0	0	0	0	0	0	39,187	0	0	0
28494	IRVINE	CA		08/31/2011		1,471,962	0	0	0	0	0	0	91,095	0	0	0
28524	ANAHEIM	CA		11/10/2011		4,349,131	0	0	0	0	0	0	94,735	0	0	0
28562	FOSTER CITY	CA		01/20/2012		29,987,647	0	0	0	0	0	0	198,441	0	0	0
28788	SAN FRANCISCO	CA		10/09/2012		2,612,368	0	0	0	0	0	0	20,977	0	0	0
28789	SAN FRANCISCO	CA		10/09/2012		2,927,725	0	0	0	0	0	0	23,509	0	0	0
28790	SAN FRANCISCO	CA		10/09/2012		4,349,764	0	0	0	0	0	0	34,928	0	0	0
28791	SAN FRANCISCO	CA		10/09/2012		3,471,446	0	0	0	0	0	0	27,875	0	0	0
28832	MALIBU	CA		02/26/2013		2,740,944	0	0	0	0	0	0	55,983	0	0	0
28834	LOS ANGELES	CA		02/26/2013		5,265,314	0	0	0	0	0	0	107,542	0	0	0
28835	LOS ANGELES	CA		02/26/2013		5,216,369	0	0	0	0	0	0	106,543	0	0	0
28850	BEVERLY HILLS	CA		02/26/2013		4,676,899	0	0	0	0	0	0	95,524	0	0	0
28873	LOS ANGELES	CA		04/09/2013		12,018,327	0	0	0	0	0	0	171,965	0	0	0
28874	GARDEN GROVE	CA		05/09/2013		3,320,333	0	0	0	0	0	0	45,628	0	0	0
28887	LOS ANGELES	CA		05/30/2013		2,189,833	0	0	0	0	0	0	13,709	0	0	0
28902	LONG BEACH	CA		06/26/2013		3,081,079	0	0	0	0	0	0	79,024	0	0	0
28903	THOUSAND OAKS	CA		06/19/2013		6,011,236	0	0	0	0	0	0	154,178	0	0	0
28912	NEWPORT BEACH	CA		10/31/2013		30,969,528	0	0	0	0	0	0	261,206	0	0	0
28932	ROSEVILLE	CA		08/13/2013		13,967,711	0	0	0	0	0	0	67,912	0	0	0
28939	SANTA MONICA	CA		12/06/2013		5,168,745	0	0	0	0	0	0	64,891	0	0	0
28944	SAN FRANCISCO	CA		12/06/2013		4,274,156	0	0	0	0	0	0	53,660	0	0	0
28945	PLACENTIA	CA		12/06/2013		3,677,762	0	0	0	0	0	0	46,172	0	0	0
28946	SAN DIEGO	CA		12/06/2013		1,948,219	0	0	0	0	0	0	24,459	0	0	0
28947	SAN DIEGO	CA		12/06/2013		1,471,105	0	0	0	0	0	0	18,469	0	0	0
28948	EL CAJON	CA		12/06/2013		1,590,299	0	0	0	0	0	0	19,971	0	0	0
28949	STANTON	CA		12/06/2013		1,033,750	0	0	0	0	0	0	12,978	0	0	0
28950	SAN DIEGO	CA		12/06/2013		993,989	0	0	0	0	0	0	12,479	0	0	0
28951	LA MESA	CA		12/06/2013		745,492	0	0	0	0	0	0	9,359	0	0	0
28967	IRVINE	CA		11/07/2013		4,942,629	0	0	0	0	0	0	28,990	0	0	0
28973	SAN FRANCISCO	CA		11/26/2013		28,330,068	0	0	0	0	0	0	120,260	0	0	0
28986	HIGHLAND PARK	CA		12/20/2013		7,016,848	0	0	0	0	0	0	72,507	0	0	0
28993	CULVER CITY	CA		05/09/2014		1,614,479	0	0	0	0	0	0	8,366	0	0	0
28994	SANTA CLARA	CA		02/07/2014		6,510,097	0	0	0	0	0	0	35,310	0	0	0
29006	PASADENA	CA		02/25/2014		25,083,735	0	0	0	0	0	0	137,922	0	0	0
29007	SAN DIEGO	CA		05/09/2014		1,480,489	0	0	0	0	0	0	17,491	0	0	0
29022	RIVERSIDE	CA		05/01/2014		3,675,020	0	0	0	0	0	0	25,623	0	0	0
29041	WOODLAND HILLS	CA		05/28/2014		5,233,727	0	0	0	0	0	0	114,772	0	0	0
29049	TORRANCE	CA		08/06/2014		10,166,577	0	0	0	0	0	0	82,931	0	0	0
29068	SACRAMENTO	CA		07/30/2014		23,496,805	0	0	0	0	0	0	187,120	0	0	0
29070	TORRANCE	CA		08/06/2014		957,795	0	0	0	0	0	0	7,813	0	0	0
29082	RANCHO CORDOVA	CA		08/08/2014		4,502,743	0	0	0	0	0	0	26,442	0	0	0
29100	RESADA	CA		10/14/2014		4,104,196	0	0	0	0	0	0	32,993	0	0	0
29112	SANTA MONICA	CA		11/05/2014		8,715,517	0	0	0	0	0	0	103,980	0	0	0
29129	LA JOLLA	CA		06/01/2015		5,444,098	0	0	0	0	0	0	34,082	0	0	0
29136	HOLLYWOOD	CA		12/23/2014		817,584	0	0	0	0	0	0	37,411	0	0	0
29140	SANTEE	CA		01/15/2015		9,539,142	0	0	0	0	0	0	74,766	0	0	0
29141	SAN JOSE	CA		01/15/2015		8,293,358	0	0	0	0	0	0	65,002	0	0	0
29146	SYLMAR	CA		01/15/2015		9,574,735	0	0	0	0	0	0	75,045	0	0	0
29158	SAN BERNARDINO	CA		03/06/2015		10,720,121	0	0	0	0	0	0	211,132	0	0	0
29161	LA PUENTE	CA		03/06/2015		6,358,919	0	0	0	0	0	0	125,239	0	0	0
29163	EL MONTE	CA		03/06/2015		1,019,226	0	0	0	0	0	0	20,074	0	0	0
29165	COVINA	CA		03/06/2015		3,330,094	0	0	0	0	0	0	65,586	0	0	0
29204	SAN FRANCISCO	CA		04/01/2015		4,910,663	0	0	0	0	0	0	28,774	0	0	0
29205	LOS ANGELES	CA		05/01/2015		2,048,102	0	0	0	0	0	0	16,311	0	0	0
29206	LOS ANGELES	CA		04/23/2015		3,358,156	0	0	0	0	0	0	25,543	0	0	0
29214	SAN FRANCISCO	CA		05/01/2015		6,927,248	0	0	0	0	0	0	40,974	0	0	0
29215	SAN FRANCISCO	CA		05/01/2015		3,730,056	0	0	0	0	0	0	22,063	0	0	0

STATEMENT AS OF MARCH 31, 2020 OF THE VOYA RETIREMENT INSURANCE AND ANNUITY COMPANY

**SCHEDULE B - PART 3**

Showing All Mortgage Loans DISPOSED, Transferred or Repaid During the Current Quarter

1 Loan Number	2 Location		4 Loan Type	5 Date Acquired	6 Disposal Date	7 Book Value/ Recorded Investment Excluding Accrued Interest Prior Year	8 Change in Book Value/Recorded Investment					14 Book Value/ Recorded Investment Excluding Accrued Interest on Disposal	15 Consid- eration	16 Foreign Exchange Gain (Loss) on Disposal	17 Realized Gain (Loss) on Disposal	18 Total Gain (Loss) on Disposal
	2 City	3 State					8 Unrealized Valuation Increase (Decrease)	9 Current Year's (Amortization) /Accretion	10 Current Year's Other- Than- Temporary Impairment Recognized	11 Capitalized Deferred Interest and Other	12 Total Change in Book Value (8+9-10+11)					
29216	PACOMA	CA		04/29/2015		6,663,480	0	0	0	0	0	0	0	52,164	0	0
29232	BRENTWOOD	CA		05/22/2015		3,283,506	0	0	0	0	0	0	0	38,120	0	0
29239	LOS ANGELES	CA		07/01/2015		19,695,218	0	0	0	0	0	0	0	106,479	0	0
29321	ROSEVILLE	CA		01/05/2016		12,068,605	0	0	0	0	0	0	0	87,617	0	0
29349	CITY OF INDUSTRY	CA		01/28/2016		24,282,084	0	0	0	0	0	0	0	262,023	0	0
29368	CHATSWORTH	CA		03/30/2016		4,559,958	0	0	0	0	0	0	0	32,631	0	0
29370	LOS ANGELES	CA		03/24/2016		639,929	0	0	0	0	0	0	0	4,176	0	0
29373	ORANGE	CA		06/01/2016		7,034,480	0	0	0	0	0	0	0	35,985	0	0
29383	LOS ANGELES	CA		04/14/2016		493,743	0	3	0	0	3	0	0	1,849	0	0
29388	REDONDO BEACH	CA		05/11/2016		1,827,816	0	0	0	0	0	0	0	13,276	0	0
29460	ALHAMBRA	CA		08/04/2016		2,937,896	0	0	0	0	0	0	0	21,569	0	0
29464	BEVERLY HILLS	CA		08/18/2016		5,269,207	0	0	0	0	0	0	0	29,528	0	0
29519	NORTHRIDGE	CA		12/05/2016		7,076,221	0	0	0	0	0	0	0	38,693	0	0
29520	NORTHRIDGE	CA		12/05/2016		6,531,897	0	0	0	0	0	0	0	35,717	0	0
29550	ENCINITAS	CA		02/07/2017		10,473,993	0	0	0	0	0	0	0	50,962	0	0
29562	COVINA	CA		04/03/2017		19,588,263	0	0	0	0	0	0	0	184,100	0	0
29563	CARLSBAD	CA		04/03/2017		35,549,547	0	0	0	0	0	0	0	334,112	0	0
29603	Garden Grove	CA		06/29/2017		5,879,230	0	0	0	0	0	0	0	25,120	0	0
29607	Los Angeles	CA		08/11/2017		6,008,324	0	0	0	0	0	0	0	172,226	0	0
29630	Rialto	CA		11/01/2017		5,208,252	0	0	0	0	0	0	0	36,522	0	0
29631	Rancho Cucamonga	CA		11/01/2017		4,734,775	0	0	0	0	0	0	0	33,202	0	0
29669	San Marcos	CA		01/18/2018		6,157,780	0	0	0	0	0	0	0	30,803	0	0
29671	Roseville	CA		01/31/2018		3,336,936	0	0	0	0	0	0	0	23,087	0	0
29674	Rancho Cucamonga	CA		01/31/2018		5,053,075	0	0	0	0	0	0	0	34,961	0	0
29782	Covina	CA		11/15/2018		983,782	0	0	0	0	0	0	0	4,169	0	0
29788	Los Angeles	CA		11/29/2018		1,968,077	0	0	0	0	0	0	0	8,210	0	0
29795	Long Beach	CA		12/14/2018		2,451,463	0	0	0	0	0	0	0	13,612	0	0
29821	Anaheim	CA		03/28/2019		3,931,129	0	0	0	0	0	0	0	26,340	0	0
29825	Antelope	CA		04/26/2019		7,399,614	0	0	0	0	0	0	0	43,778	0	0
29826	Eastvale	CA		04/26/2019		984,296	0	0	0	0	0	0	0	6,858	0	0
29839	San Francisco	CA		06/26/2019		8,654,189	0	0	0	0	0	0	0	52,173	0	0
2777502	LAKE FOREST	CA		08/24/2006		1,319,989	0	0	0	0	0	0	0	20,829	0	0
2843106	FREMONT	CA		05/18/2011		4,847,691	0	0	0	0	0	0	0	28,574	0	0
2915802	SAN BERNARDINO	CA		03/06/2015		5,207,237	0	0	0	0	0	0	0	90,234	0	0
2916102	LA PUENTE	CA		03/06/2015		3,088,025	0	0	0	0	0	0	0	53,511	0	0
2916302	EL MONTE	CA		03/06/2015		495,369	0	0	0	0	0	0	0	8,584	0	0
2916502	COVINA	CA		03/06/2015		1,617,200	0	0	0	0	0	0	0	28,024	0	0
27800	WESTMINSTER	CO		11/04/2005		138,004	0	0	0	0	0	0	0	36,980	0	0
28149	GRAND JUNCTION	CO		10/04/2007		3,999,416	0	0	0	0	0	0	0	41,326	0	0
28390	AURORA	CO		03/25/2011		4,077,523	0	0	0	0	0	0	0	39,046	0	0
28516	WHEAT RIDGE	CO		09/23/2011		1,401,142	0	0	0	0	0	0	0	9,087	0	0
28768	Denver	CO		08/29/2012		22,942,295	0	0	0	0	0	0	0	183,350	0	0
28771	Aurora	CO		08/29/2012		1,444,079	0	0	0	0	0	0	0	9,748	0	0
28829	DENVER	CO		01/09/2013		14,290,201	0	0	0	0	0	0	0	201,065	0	0
28851	WESTMINSTER	CO		02/12/2013		11,206,558	0	0	0	0	0	0	0	805,784	0	0
28899	AURORA	CO		06/26/2013		2,065,767	0	0	0	0	0	0	0	136,805	0	0
28989	FORT COLLINS	CO		12/27/2013		15,629,297	0	0	0	0	0	0	0	90,519	0	0
29081	PARKER	CO		07/29/2014		22,826,380	0	0	0	0	0	0	0	622,141	0	0
29093	BOULDER	CO		12/24/2014		13,743,520	0	0	0	0	0	0	0	94,850	0	0
29117	LITTLETON	CO		05/01/2015		3,096,743	0	0	0	0	0	0	0	24,270	0	0
29339	ASPEN	CO		01/06/2016		1,034,134	0	0	0	0	0	0	0	11,671	0	0
29371	FREDERICK	CT		03/24/2016		1,740,770	0	0	0	0	0	0	0	11,360	0	0
29662	Lakewood	CO		03/01/2018		5,807,447	0	0	0	0	0	0	0	28,580	0	0
29708	Denver	CO		06/28/2018		3,381,949	0	0	0	0	0	0	0	21,543	0	0
29841	Denver	CO		09/25/2019		1,616,247	0	0	0	0	0	0	0	6,347	0	0
2909302	BOULDER	CO		11/23/2015		4,612,598	0	0	0	0	0	0	0	22,083	0	0
28576	STRATFORD	CT		02/14/2012		11,234,602	0	0	0	0	0	0	0	94,399	0	0
28577	STRATFORD	CT		02/14/2012		5,767,957	0	0	0	0	0	0	0	48,466	0	0
28954	EAST HARTFORD	CT		12/06/2013		487,055	0	0	0	0	0	0	0	6,115	0	0
29045	VERNON	CT		07/15/2014		4,764,894	0	0	0	0	0	0	0	58,913	0	0

E02.3

STATEMENT AS OF MARCH 31, 2020 OF THE VOYA RETIREMENT INSURANCE AND ANNUITY COMPANY

**SCHEDULE B - PART 3**

Showing All Mortgage Loans DISPOSED, Transferred or Repaid During the Current Quarter

1 Loan Number	2 Location		4 Loan Type	5 Date Acquired	6 Disposal Date	7 Book Value/ Recorded Investment Excluding Accrued Interest Prior Year	8 Change in Book Value/Recorded Investment					14 Book Value/ Recorded Investment Excluding Accrued Interest on Disposal	15 Consid- eration	16 Foreign Exchange Gain (Loss) on Disposal	17 Realized Gain (Loss) on Disposal	18 Total Gain (Loss) on Disposal	
	2 City	3 State					8 Unrealized Valuation Increase (Decrease)	9 Current Year's (Amortization) /Accretion	10 Current Year's Other- Than- Temporary Impairment Recognized	11 Capitalized Deferred Interest and Other	12 Total Change in Book Value (8+9-10+11)						13 Total Foreign Exchange Change in Book Value
29050	VERNON	CT		07/15/2014		1,053,292	0	0	0	0	0	0	0	13,023	0	0	0
29051	VERNON	CT		07/15/2014		1,404,390	0	0	0	0	0	0	0	17,364	0	0	0
29080	GREENWICH	CT		10/10/2014		6,778,127	0	0	0	0	0	0	0	52,749	0	0	0
29229	SOUTHBURY	CT		06/18/2015		6,315,702	0	0	0	0	0	0	0	36,175	0	0	0
29230	SOUTHBURY	CT		06/18/2015		549,192	0	0	0	0	0	0	0	3,146	0	0	0
29413	STAMFORD	CT		07/20/2016		6,842,700	0	0	0	0	0	0	0	49,071	0	0	0
29800	Vernon	CT		02/27/2019		16,590,457	0	0	0	0	0	0	0	139,463	0	0	0
2880903	WESTPORT	CT		12/19/2012		2,654,749	0	0	0	0	0	0	0	16,824	0	0	0
2881003	WESTPORT	CT		12/19/2012		1,659,218	0	0	0	0	0	0	0	10,515	0	0	0
2881203	NORWALK	CT		12/19/2012		2,111,732	0	0	0	0	0	0	0	13,383	0	0	0
28936	WASHINGTON	DC		10/10/2013		8,999,815	0	0	0	0	0	0	0	43,521	0	0	0
28976	WASHINGTON	DC		12/05/2013		13,050,676	0	0	0	0	0	0	0	71,041	0	0	0
29115	WASHINGTON	DC		10/31/2014		10,836,147	0	0	0	0	0	0	0	63,594	0	0	0
29147	WASHINGTON	DC		05/01/2015		4,537,832	0	0	0	0	0	0	0	34,119	0	0	0
29377	WASHINGTON	DC		03/22/2016		12,738,149	0	0	0	0	0	0	0	135,272	0	0	0
28728	WILMINGTON	DE		05/17/2012		2,080,600	0	0	0	0	0	0	0	105,811	0	0	0
29359	NEWARK	DE		01/11/2016		16,742,559	0	0	0	0	0	0	0	78,833	0	0	0
29667	Dover	DE		01/31/2018		4,000,000	0	0	0	0	0	0	0	5,403	0	0	0
29878	Newark	DE		12/18/2019		16,728,205	0	0	0	0	0	0	0	97,879	0	0	0
29890	Newark	DE		12/18/2019		11,271,795	0	0	0	0	0	0	0	65,953	0	0	0
28354	FT LAUDERDALE	FL		03/25/2011		63,229	0	0	0	0	0	0	0	11,581	0	0	0
28355	FT LAUDERDALE	FL		03/25/2011		85,945	0	0	0	0	0	0	0	15,742	0	0	0
28356	FT MYERS	FL		03/25/2011		85,745	0	0	0	0	0	0	0	15,706	0	0	0
28357	PALM BEACH GDNS	FL		03/25/2011		50,488	0	0	0	0	0	0	0	9,248	0	0	0
28372	OAKLAND PARK	FL		03/25/2011		57,549	0	0	0	0	0	0	0	10,541	0	0	0
28376	LUTZ	FL		03/25/2011		62,468	0	0	0	0	0	0	0	11,442	0	0	0
28377	AVENTURA	FL		03/07/2011		3,859,052	0	0	0	0	0	0	0	37,603	0	0	0
28421	PLANTATION	FL		09/02/2011		3,940,723	0	0	0	0	0	0	0	183,099	0	0	0
28482	DAVIE	FL		08/23/2011		4,905,762	0	0	0	0	0	0	0	47,840	0	0	0
28587	CAPE CORAL	FL		02/28/2012		4,917,922	0	0	0	0	0	0	0	30,455	0	0	0
28689	MELBOURNE	FL		06/01/2012		6,392,866	0	0	0	0	0	0	0	40,100	0	0	0
28730	HOLLYWOOD	FL		12/03/2012		8,564,369	0	0	0	0	0	0	0	52,428	0	0	0
28739	NEWPORT RICHEY	FL		10/10/2012		2,905,447	0	0	0	0	0	0	0	16,721	0	0	0
28759	ALTAMONTE SPGS	FL		07/02/2012		2,719,530	0	0	0	0	0	0	0	39,665	0	0	0
28760	MIAMI	FL		07/16/2012		1,144,743	0	0	0	0	0	0	0	101,903	0	0	0
28762	ORLANDO	FL		07/02/2012		6,056,465	0	0	0	0	0	0	0	88,335	0	0	0
28803	CLEARWATER	FL		11/21/2012		3,371,015	0	0	0	0	0	0	0	30,588	0	0	0
28805	BROOKSVILLE	FL		11/21/2012		2,449,092	0	0	0	0	0	0	0	22,222	0	0	0
28816	DESTIN	FL		12/17/2012		3,817,393	0	0	0	0	0	0	0	33,546	0	0	0
28817	DESTIN	FL		12/17/2012		2,542,165	0	0	0	0	0	0	0	22,339	0	0	0
28838	ORANGE PARK	FL		03/28/2013		3,763,220	0	0	0	0	0	0	0	47,244	0	0	0
28841	JACKSONVILLE	FL		03/28/2013		2,217,474	0	0	0	0	0	0	0	27,838	0	0	0
28842	JACKSONVILLE	FL		03/28/2013		2,855,934	0	0	0	0	0	0	0	35,854	0	0	0
28843	JACKSONVILLE	FL		03/28/2013		3,191,966	0	0	0	0	0	0	0	40,072	0	0	0
28844	JACKSONVILLE	FL		03/28/2013		4,468,886	0	0	0	0	0	0	0	56,103	0	0	0
28845	JACKSONVILLE	FL		03/28/2013		3,326,378	0	0	0	0	0	0	0	41,760	0	0	0
28846	FERNANDINA BEACH	FL		03/28/2013		1,444,601	0	0	0	0	0	0	0	18,136	0	0	0
28847	JACKSONVILLE	FL		03/28/2013		1,175,775	0	0	0	0	0	0	0	14,761	0	0	0
28848	JACKSONVILLE	FL		03/28/2013		3,225,569	0	0	0	0	0	0	0	40,494	0	0	0
28901	WELLINGTON	FL		08/01/2013		7,017,651	0	0	0	0	0	0	0	65,847	0	0	0
28910	COCOA BEACH	FL		11/12/2013		2,376,544	0	0	0	0	0	0	0	31,241	0	0	0
28911	COCOA BEACH	FL		11/12/2013		3,611,112	0	0	0	0	0	0	0	47,470	0	0	0
28921	ORLANDO	FL		07/30/2013		15,706,909	0	0	0	0	0	0	0	137,244	0	0	0
28922	NEWPORT RICHEY	FL		07/30/2013		7,853,455	0	0	0	0	0	0	0	68,622	0	0	0
28927	BRADENTON	FL		04/01/2014		5,096,726	0	0	0	0	0	0	0	64,134	0	0	0
28957	WEST PALM BEACH	FL		12/06/2013		675,913	0	0	0	0	0	0	0	8,486	0	0	0
28958	WEST PALM BEACH	FL		12/06/2013		397,596	0	0	0	0	0	0	0	4,992	0	0	0
28959	WEST PALM BEACH	FL		12/06/2013		437,355	0	0	0	0	0	0	0	5,491	0	0	0
29035	TAMPA	FL		05/01/2014		4,504,212	0	0	0	0	0	0	0	54,323	0	0	0
29083	NAPLES	FL		08/28/2014		3,323,991	0	0	0	0	0	0	0	64,898	0	0	0

E02.4

STATEMENT AS OF MARCH 31, 2020 OF THE VOYA RETIREMENT INSURANCE AND ANNUITY COMPANY

**SCHEDULE B - PART 3**

Showing All Mortgage Loans DISPOSED, Transferred or Repaid During the Current Quarter

1 Loan Number	Location		4 Loan Type	5 Date Acquired	6 Disposal Date	7 Book Value/ Recorded Investment Excluding Accrued Interest Prior Year	Change in Book Value/Recorded Investment					14 Book Value/ Recorded Investment Excluding Accrued Interest on Disposal	15 Consid- eration	16 Foreign Exchange Gain (Loss) on Disposal	17 Realized Gain (Loss) on Disposal	18 Total Gain (Loss) on Disposal
	2 City	3 State					8 Unrealized Valuation Increase (Decrease)	9 Current Year's (Amortization) /Accretion	10 Current Year's Other- Than- Temporary Impairment Recognized	11 Capitalized Deferred Interest and Other	12 Total Change in Book Value (8+9-10+11)					
29174	ST. AUGUSTINE	FL		03/30/2015		505,916	0	0	0	0	0	0	5,960	0	0	0
29176	ST. AUGUSTINE	FL		03/30/2015		296,322	0	0	0	0	0	0	3,491	0	0	0
29177	JACKSONVILLE	FL		03/30/2015		549,280	0	0	0	0	0	0	6,470	0	0	0
29178	JACKSONVILLE	FL		03/30/2015		419,188	0	0	0	0	0	0	4,938	0	0	0
29179	ORANGE PARK	FL		03/30/2015		270,304	0	0	0	0	0	0	3,184	0	0	0
29180	JACKSONVILLE	FL		03/30/2015		1,214,199	0	0	0	0	0	0	14,303	0	0	0
29181	PONTE VEDRA	FL		03/30/2015		758,874	0	0	0	0	0	0	8,939	0	0	0
29182	JACKSONVILLE	FL		03/30/2015		747,310	0	0	0	0	0	0	8,803	0	0	0
29183	JACKSONVILLE	FL		03/30/2015		274,640	0	0	0	0	0	0	3,235	0	0	0
29184	JACKSONVILLE	FL		03/30/2015		664,918	0	0	0	0	0	0	7,833	0	0	0
29185	JACKSONVILLE	FL		03/30/2015		549,280	0	0	0	0	0	0	6,470	0	0	0
29186	JACKSONVILLE	FL		03/30/2015		708,282	0	0	0	0	0	0	8,344	0	0	0
29187	JACKSONVILLE	FL		03/30/2015		419,188	0	0	0	0	0	0	4,938	0	0	0
29188	JACKSONVILLE	FL		03/30/2015		409,069	0	0	0	0	0	0	4,819	0	0	0
29189	JACKSONVILLE	FL		03/30/2015		653,933	0	0	0	0	0	0	7,703	0	0	0
29190	JACKSONVILLE	FL		03/30/2015		370,042	0	0	0	0	0	0	4,359	0	0	0
29191	JACKSONVILLE	FL		03/30/2015		340,988	0	0	0	0	0	0	4,017	0	0	0
29192	ST. AUGUSTINE	FL		03/30/2015		566,915	0	0	0	0	0	0	6,678	0	0	0
29193	JACKSONVILLE	FL		03/30/2015		517,480	0	0	0	0	0	0	6,096	0	0	0
29194	JACKSONVILLE	FL		03/30/2015		604,931	0	0	0	0	0	0	7,126	0	0	0
29211	FT LAUDERDALE	FL		12/01/2015		4,191,381	0	0	0	0	0	0	31,240	0	0	0
29212	MIAMI	FL		05/08/2015		4,688,208	0	0	0	0	0	0	54,825	0	0	0
29213	POMPANO BEACH	FL		12/01/2015		1,983,421	0	0	0	0	0	0	14,783	0	0	0
29228	GREENACRES	FL		06/24/2015		19,923,803	0	0	0	0	0	0	94,256	0	0	0
29237	JACKSONVILLE	FL		08/03/2015		1,549,866	0	0	0	0	0	0	19,457	0	0	0
29238	JACKSONVILLE	FL		08/03/2015		4,242,496	0	0	0	0	0	0	32,993	0	0	0
29273	CLEARWATER	FL		12/22/2015		2,213,628	0	0	0	0	0	0	81,630	0	0	0
29285	JACKSONVILLE	FL		01/12/2016		812,476	0	0	0	0	0	0	5,906	0	0	0
29286	JACKSONVILLE	FL		01/12/2016		3,574,896	0	0	0	0	0	0	25,985	0	0	0
29287	JACKSONVILLE	FL		01/12/2016		2,599,925	0	0	0	0	0	0	18,898	0	0	0
29288	JACKSONVILLE	FL		01/12/2016		893,724	0	0	0	0	0	0	6,496	0	0	0
29289	ST. AUGUSTINE	FL		01/12/2016		1,982,442	0	0	0	0	0	0	14,410	0	0	0
29290	JACKSONVILLE	FL		01/12/2016		1,039,970	0	0	0	0	0	0	7,559	0	0	0
29291	YULEE	FL		01/12/2016		1,286,963	0	0	0	0	0	0	9,355	0	0	0
29292	JACKSONVILLE	FL		01/12/2016		861,225	0	0	0	0	0	0	6,260	0	0	0
29293	PONTE VEDRA	FL		01/12/2016		731,229	0	0	0	0	0	0	5,315	0	0	0
29294	ORANGE PARK	FL		01/12/2016		454,987	0	0	0	0	0	0	3,307	0	0	0
29295	JACKSONVILLE	FL		01/12/2016		1,023,720	0	0	0	0	0	0	7,441	0	0	0
29296	ST. AUGUSTINE	FL		01/12/2016		825,476	0	0	0	0	0	0	6,000	0	0	0
29297	ST. AUGUSTINE	FL		01/12/2016		3,314,904	0	0	0	0	0	0	24,095	0	0	0
29298	JACKSONVILLE	FL		01/12/2016		2,616,174	0	0	0	0	0	0	19,016	0	0	0
29299	JACKSONVILLE	FL		01/12/2016		893,724	0	0	0	0	0	0	6,496	0	0	0
29300	ATLANTIC BEACH	FL		01/12/2016		1,121,217	0	0	0	0	0	0	8,150	0	0	0
29301	JACKSONVILLE	FL		01/12/2016		942,473	0	0	0	0	0	0	6,851	0	0	0
29302	JACKSONVILLE	FL		01/12/2016		1,267,463	0	0	0	0	0	0	9,213	0	0	0
29303	JACKSONVILLE	FL		01/12/2016		1,007,471	0	0	0	0	0	0	7,323	0	0	0
29304	JACKSONVILLE	FL		01/12/2016		519,985	0	0	0	0	0	0	3,780	0	0	0
29305	JACKSONVILLE	FL		01/12/2016		1,641,202	0	0	0	0	0	0	11,929	0	0	0
29306	JACKSONVILLE	FL		01/12/2016		3,623,645	0	0	0	0	0	0	26,339	0	0	0
29307	JACKSONVILLE	FL		01/12/2016		1,754,949	0	0	0	0	0	0	12,756	0	0	0
29308	JACKSONVILLE	FL		01/12/2016		1,689,951	0	0	0	0	0	0	12,284	0	0	0
29309	CALLAHAN	FL		01/12/2016		601,232	0	0	0	0	0	0	4,370	0	0	0
29310	JACKSONVILLE	FL		01/12/2016		1,413,709	0	0	0	0	0	0	10,276	0	0	0
29311	ST. AUGUSTINE	FL		01/12/2016		1,153,717	0	0	0	0	0	0	8,386	0	0	0
29409	SORRENTO	FL		08/15/2016		3,093,644	0	0	0	0	0	0	33,354	0	0	0
29417	MELBOURNE	FL		06/09/2016		1,259,002	0	0	0	0	0	0	9,435	0	0	0
29418	MELBOURNE	FL		06/09/2016		1,199,986	0	0	0	0	0	0	8,993	0	0	0
29421	MELBOURNE	FL		06/09/2016		1,888,503	0	0	0	0	0	0	14,152	0	0	0
29428	MELBOURNE	FL		06/09/2016		1,750,800	0	0	0	0	0	0	13,120	0	0	0
29438	MELBOURNE	FL		06/09/2016		1,908,175	0	0	0	0	0	0	14,300	0	0	0

STATEMENT AS OF MARCH 31, 2020 OF THE VOYA RETIREMENT INSURANCE AND ANNUITY COMPANY

**SCHEDULE B - PART 3**

Showing All Mortgage Loans DISPOSED, Transferred or Repaid During the Current Quarter

1 Loan Number	2 Location		4 Loan Type	5 Date Acquired	6 Disposal Date	7 Book Value/ Recorded Investment Excluding Accrued Interest Prior Year	8 Change in Book Value/Recorded Investment					14 Book Value/ Recorded Investment Excluding Accrued Interest on Disposal	15 Consid- eration	16 Foreign Exchange Gain (Loss) on Disposal	17 Realized Gain (Loss) on Disposal	18 Total Gain (Loss) on Disposal
	2 City	3 State					8 Unrealized Valuation Increase (Decrease)	9 Current Year's (Amortization) /Accretion	10 Current Year's Other- Than- Temporary Impairment Recognized	11 Capitalized Deferred Interest and Other	12 Total Change in Book Value (8+9-10+11)					
29441	MELBOURNE	FL		06/09/2016		4,445,851	0	0	0	0	0	0	0	33,316	0	0
29443	MELBOURNE	FL		06/09/2016		1,436,049	0	0	0	0	0	0	0	10,762	0	0
29495	LAKE WORTH	FL		01/09/2017		7,559,288	0	0	0	0	0	0	0	41,097	0	0
29535	JACKSONVILLE BEACH	FL		03/02/2017		11,759,529	0	0	0	0	0	0	0	122,542	0	0
29634	Daytona Beach	FL		11/02/2017		3,815,952	0	0	0	0	0	0	0	24,161	0	0
29668	Naples	FL		12/19/2017		16,325,987	0	7,939	0	0	7,939	0	0	0	0	0
29779	Palmetto	FL		10/16/2018		3,438,982	0	0	0	0	0	0	0	20,482	0	0
29790	Tampa	FL		02/28/2019		6,695,214	0	0	0	0	0	0	0	52,675	0	0
29801	Palm Bay	FL		03/15/2019		8,732,913	0	0	0	0	0	0	0	48,680	0	0
29803	Daytona Beach	FL		01/30/2019		1,966,763	0	0	0	0	0	0	0	10,254	0	0
29804	Orlando	FL		01/30/2019		1,278,396	0	0	0	0	0	0	0	6,665	0	0
29805	Orlando	FL		01/30/2019		5,038,967	0	0	0	0	0	0	0	40,699	0	0
29808	Orlando	FL		01/30/2019		2,806,072	0	0	0	0	0	0	0	22,664	0	0
29921	Orlando	FL		01/16/2020		0	0	0	0	0	0	0	0	18,704	0	0
29946	Orlando	FL		01/16/2020		0	0	0	0	0	0	0	0	3,867	0	0
29947	Orlando	FL		01/16/2020		0	0	0	0	0	0	0	0	1,920	0	0
29948	Orlando	FL		01/16/2020		0	0	0	0	0	0	0	0	7,122	0	0
29949	Orlando	FL		01/16/2020		0	0	0	0	0	0	0	0	2,843	0	0
29950	Orlando	FL		01/16/2020		0	0	0	0	0	0	0	0	4,123	0	0
29951	Orlando	FL		01/16/2020		0	0	0	0	0	0	0	0	7,304	0	0
29952	Orlando	FL		01/16/2020		0	0	0	0	0	0	0	0	2,569	0	0
2881602	DESTIN	FL		02/12/2015		461,307	0	0	0	0	0	0	0	3,471	0	0
2881702	DESTIN	FL		02/12/2015		307,204	0	0	0	0	0	0	0	2,312	0	0
27853	DUNWOODY	GA		01/13/2006		386,679	0	0	0	0	0	0	0	20,712	0	0
28441	AUGUSTA	GA		06/01/2011		8,261,347	0	0	0	0	0	0	0	52,648	0	0
28484	DUNWOODY	GA		08/01/2011		3,475,271	0	0	0	0	0	0	0	21,342	0	0
28830	ALPHARETTA	GA		10/06/2014		4,285,459	0	0	0	0	0	0	0	45,348	0	0
28987	ATLANTA	GA		12/12/2013		2,305,761	0	0	0	0	0	0	0	14,079	0	0
29122	MILLEDGEVILLE	GA		12/12/2014		9,354,481	0	0	0	0	0	0	0	94,165	0	0
29135	DULUTH	GA		12/23/2014		2,034,454	0	0	0	0	0	0	0	93,092	0	0
29687	Canton	GA		04/13/2018		2,226,347	0	0	0	0	0	0	0	10,708	0	0
29692	Stone Mountain	GA		04/13/2018		1,622,540	0	0	0	0	0	0	0	7,804	0	0
29830	Valdosta	GA		04/30/2019		5,537,975	0	0	0	0	0	0	0	31,447	0	0
29831	Marietta	GA		06/06/2019		7,631,117	0	0	0	0	0	0	0	60,123	0	0
2848402	DUNWOODY	GA		05/31/2012		2,104,406	0	0	0	0	0	0	0	12,207	0	0
28833	HONOLULU	HI		02/26/2013		6,295,618	0	0	0	0	0	0	0	128,586	0	0
29609	Honolulu	HI		07/27/2017		45,304,483	0	0	0	0	0	0	0	245,872	0	0
28358	CLINTON	IA		03/25/2011		61,560	0	0	0	0	0	0	0	11,276	0	0
28872	COUNCIL BLUFFS	IA		07/01/2013		6,966,817	0	0	0	0	0	0	0	96,148	0	0
28324	CHICAGO	IL		02/14/2011		1,784,320	0	0	0	0	0	0	0	62,562	0	0
28359	CHICAGO	IL		03/25/2011		57,203	0	0	0	0	0	0	0	10,478	0	0
28360	SCHILLER PARK	IL		03/25/2011		80,882	0	0	0	0	0	0	0	14,815	0	0
28407	HODGKINS	IL		05/05/2011		9,080,544	0	0	0	0	0	0	0	40,765	0	0
28411	CHICAGO	IL		06/16/2011		3,531,106	0	0	0	0	0	0	0	115,700	0	0
28513	AURORA	IL		09/23/2011		1,713,659	0	0	0	0	0	0	0	11,114	0	0
28685	CHICAGO	IL		03/30/2012		7,767,672	0	0	0	0	0	0	0	51,452	0	0
28837	CHICAGO	IL		03/28/2013		7,365,245	0	0	0	0	0	0	0	68,458	0	0
28862	CHICAGO	IL		04/04/2013		4,152,597	0	0	0	0	0	0	0	58,574	0	0
28920	WARREN	IL		08/23/2013		15,957,383	0	0	0	0	0	0	0	509,140	0	0
29042	ARLINGTON HEIGHTS	IL		05/01/2014		7,275,799	0	0	0	0	0	0	0	45,966	0	0
29047	LISLE	IL		06/19/2014		6,129,001	0	0	0	0	0	0	0	50,180	0	0
29052	LISLE	IL		06/19/2014		3,349,571	0	0	0	0	0	0	0	27,424	0	0
29053	LISLE	IL		06/19/2014		2,807,938	0	0	0	0	0	0	0	22,990	0	0
29054	LISLE	IL		06/19/2014		4,817,680	0	0	0	0	0	0	0	39,444	0	0
29057	MELROSE	IL		07/09/2014		5,404,235	0	0	0	0	0	0	0	38,560	0	0
28316	INDIANAPOLIS	IN		12/16/2010		729,520	0	0	0	0	0	0	0	25,506	0	0
28317	INDIANAPOLIS	IN		12/16/2010		354,401	0	0	0	0	0	0	0	12,391	0	0
29079	INDIANAPOLIS	IN		08/01/2014		7,985,581	0	0	0	0	0	0	0	41,444	0	0
29260	FT WAYNE	IN		09/01/2015		3,645,585	0	0	0	0	0	0	0	18,029	0	0
29655	Indianapolis	IN		11/15/2017		7,876,544	0	6,215	0	0	6,215	0	0	40,357	0	0

E02.6

STATEMENT AS OF MARCH 31, 2020 OF THE VOYA RETIREMENT INSURANCE AND ANNUITY COMPANY

**SCHEDULE B - PART 3**

Showing All Mortgage Loans DISPOSED, Transferred or Repaid During the Current Quarter

1 Loan Number	2 Location		4 Loan Type	5 Date Acquired	6 Disposal Date	7 Book Value/ Recorded Investment Excluding Accrued Interest Prior Year	8 Change in Book Value/Recorded Investment					14 Book Value/ Recorded Investment Excluding Accrued Interest on Disposal	15 Consid- eration	16 Foreign Exchange Gain (Loss) on Disposal	17 Realized Gain (Loss) on Disposal	18 Total Gain (Loss) on Disposal
	2 City	3 State					8 Unrealized Valuation Increase (Decrease)	9 Current Year's (Amortization) /Accretion	10 Current Year's Other- Than- Temporary Impairment Recognized	11 Capitalized Deferred Interest and Other	12 Total Change in Book Value (8+9-10+11)					
28532	LEAWOOD	KS		01/17/2012		47,242,461	0	0	0	0	0	0	293,222	0	0	0
28787	LEAWOOD	KS		10/25/2012		23,356,312	0	0	0	0	0	0	151,498	0	0	0
29118	WICHITA	KS		11/18/2014		1,459,965	0	0	0	0	0	0	29,906	0	0	0
29123	LOUISVILLE	KY		12/12/2014		8,107,217	0	0	0	0	0	0	81,610	0	0	0
29875	Richmond	KY		10/16/2019		4,298,059	0	0	0	0	0	0	36,684	0	0	0
29880	Louisville	KY		10/16/2019		6,025,879	0	0	0	0	0	0	41,984	0	0	0
29786	New Orleans	LA		03/04/2019		14,842,164	0	0	0	0	0	0	60,440	0	0	0
29893	Kenner	LA		11/01/2019		8,073,936	0	0	0	0	0	0	39,412	0	0	0
29143	DENNIS	MA		01/15/2015		2,776,317	0	0	0	0	0	0	21,760	0	0	0
2679803	BEVERLY	MA		12/19/2012		11,452,005	0	0	0	0	0	0	72,775	0	0	0
27201	BETHESDA	MD		02/24/2003		7,418,994	0	0	0	0	0	0	45,424	0	0	0
27651	SILVER SPRINGS	MD		05/27/2005		1,110,051	0	0	0	0	0	0	43,224	0	0	0
27886	JESSUP	MD		04/07/2006		443,820	0	0	0	0	0	0	75,768	0	0	0
28311	BETHESDA	MD		10/06/2010		7,855,596	0	0	0	0	0	0	47,429	0	0	0
28765	TONSON	MD		06/27/2012		4,255,018	0	0	0	0	0	0	29,159	0	0	0
28769	HUNT VALLEY	MD		08/29/2012		1,138,526	0	0	0	0	0	0	7,686	0	0	0
28849	SILVER SPRINGS	MD		07/11/2013		24,624,052	0	0	0	0	0	0	141,096	0	0	0
29125	GREENBELT	MD		01/16/2015		1,609,536	0	0	0	0	0	0	18,234	0	0	0
29453	HYATTSVILLE	MD		06/24/2016		18,517,639	0	0	0	0	0	0	195,702	0	0	0
29898	Ellicott City	MD		10/28/2019		8,462,819	0	0	0	0	0	0	112,117	0	0	0
2884902	SILVER SPRINGS	MD		06/06/2014		1,095,703	0	0	0	0	0	0	5,414	0	0	0
27738	GRAND RAPIDS	MI		09/21/2005		459,362	0	0	0	0	0	0	135,641	0	0	0
28361	DETROIT	MI		03/25/2011		28,666	0	0	0	0	0	0	5,251	0	0	0
28362	STERLING HEIGHTS	MI		03/25/2011		30,894	0	0	0	0	0	0	5,659	0	0	0
28373	DETROIT	MI		03/25/2011		52,562	0	0	0	0	0	0	9,628	0	0	0
28374	HIGHLAND PARK	MI		03/25/2011		51,650	0	0	0	0	0	0	9,461	0	0	0
28984	ANN ARBOR	MI		12/18/2013		8,064,949	0	0	0	0	0	0	39,777	0	0	0
29034	ROCHESTER HILLS	MI		05/01/2014		5,751,346	0	0	0	0	0	0	36,335	0	0	0
28485	INVER GROVE HEIGHTS	MN		11/16/2011		4,418,395	0	0	0	0	0	0	41,330	0	0	0
28506	EAGAN	MN		09/23/2011		3,891,113	0	0	0	0	0	0	25,236	0	0	0
28773	SHAKOPEE	MN		08/29/2012		3,151,867	0	0	0	0	0	0	21,277	0	0	0
28799	ST PAUL	MN		10/30/2012		5,958,288	0	0	0	0	0	0	41,246	0	0	0
29099	MINNETONKA	MN		11/03/2014		5,437,299	0	0	0	0	0	0	31,288	0	0	0
29106	MAPLEWOOD	MN		09/24/2014		4,775,837	0	0	0	0	0	0	28,217	0	0	0
29459	CIRCLE PINES	MN		07/11/2016		3,752,636	0	0	0	0	0	0	19,903	0	0	0
29510	MINNEAPOLIS	MN		01/03/2017		12,507,388	0	0	0	0	0	0	92,548	0	0	0
29632	Woodbury	MN		10/12/2017		36,939,305	0	43,358	0	0	43,358	0	0	0	0	0
29705	Saint Paul	MN		04/20/2018		31,849,807	0	0	0	0	0	0	189,443	0	0	0
29885	Sartell	MN		11/01/2019		6,231,781	0	0	0	0	0	0	54,967	0	0	0
10201134	ST PAUL	MN		12/20/2001		144,671	0	0	0	0	0	0	20,550	0	0	0
28363	SPRINGFIELD	MO		03/25/2011		65,504	0	0	0	0	0	0	11,998	0	0	0
28028	NAGS HEAD	NC		12/27/2006		1,184,881	0	0	0	0	0	0	33,906	0	0	0
28409	WILMINGTON	NC		08/01/2011		6,851,933	0	0	0	0	0	0	42,785	0	0	0
28924	CEDAR POINT	NC		04/01/2014		2,084,030	0	0	0	0	0	0	17,537	0	0	0
28925	NEWPORT	NC		04/01/2014		5,773,787	0	0	0	0	0	0	48,585	0	0	0
28974	RALEIGH	NC		11/25/2013		3,998,372	0	0	0	0	0	0	21,011	0	0	0
29002	CHARLOTTE	NC		03/06/2014		4,825,330	0	0	0	0	0	0	59,364	0	0	0
29236	ASHEVILLE	NC		07/09/2015		5,907,512	0	0	0	0	0	0	68,814	0	0	0
29259	ASHEVILLE	NC		10/28/2015		3,010,833	0	0	0	0	0	0	32,881	0	0	0
29454	CHARLOTTE	NC		07/06/2016		5,497,497	0	0	0	0	0	0	29,429	0	0	0
29455	CHARLOTTE	NC		07/06/2016		1,467,079	0	0	0	0	0	0	2,926	0	0	0
29619	Wilmington	NC		10/05/2017		10,112,186	0	0	0	0	0	0	48,794	0	0	0
29753	Candler	NC		08/31/2018		12,990,763	0	0	0	0	0	0	173,473	0	0	0
29857	Lincolnton	NC		09/25/2019		4,420,503	0	0	0	0	0	0	37,046	0	0	0
2802802	NAGS HEAD	NC		06/03/2014		397,541	0	0	0	0	0	0	11,376	0	0	0
2900202	CHARLOTTE	NC		09/26/2018		3,592,315	0	0	0	0	0	0	43,713	0	0	0
27220	LAVISTA	NE		03/28/2003		2,300,372	0	0	0	0	0	0	155,818	0	0	0
29001	ELKHORN	NE		02/21/2014		3,271,957	0	0	0	0	0	0	47,307	0	0	0
27236	CINNAMINSON	NJ		11/13/2012		10,796,845	0	0	0	0	0	0	101,454	0	0	0
27698	MT LAUREL	NJ		07/20/2005		3,607,705	0	0	0	0	0	0	87,726	0	0	0



STATEMENT AS OF MARCH 31, 2020 OF THE VOYA RETIREMENT INSURANCE AND ANNUITY COMPANY

**SCHEDULE B - PART 3**

Showing All Mortgage Loans DISPOSED, Transferred or Repaid During the Current Quarter

1 Loan Number	2 Location		4 Loan Type	5 Date Acquired	6 Disposal Date	7 Book Value/ Recorded Investment Excluding Accrued Interest Prior Year	8 Change in Book Value/Recorded Investment					14 Book Value/ Recorded Investment Excluding Accrued Interest on Disposal	15 Consid- eration	16 Foreign Exchange Gain (Loss) on Disposal	17 Realized Gain (Loss) on Disposal	18 Total Gain (Loss) on Disposal	
	2 City	3 State					8 Unrealized Valuation Increase (Decrease)	9 Current Year's (Amortization) /Accretion	10 Current Year's Other- Than- Temporary Impairment Recognized	11 Capitalized Deferred Interest and Other	12 Total Change in Book Value (8+9-10+11)						13 Total Foreign Exchange Change in Book Value
27892	MADISON	NJ		05/16/2006		4,369,028	0	0	0	0	0	0	0	139,838	0	0	0
28866	MORRISON	NJ		05/08/2013		5,351,742	0	0	0	0	0	0	0	93,524	0	0	0
29043	BURLINGTON	NJ		07/01/2014		7,661,262	0	0	0	0	0	0	0	43,702	0	0	0
29120	KINNELON	NJ		12/15/2014		4,024,642	0	0	0	0	0	0	0	31,985	0	0	0
29131	WYCKOFF	NJ		12/15/2014		3,023,713	0	0	0	0	0	0	0	24,030	0	0	0
29133	MIDLAND PARK	NJ		12/15/2014		7,616,827	0	0	0	0	0	0	0	60,533	0	0	0
29134	POMPTON LAKES	NJ		12/15/2014		7,194,833	0	0	0	0	0	0	0	57,180	0	0	0
29497	SUMMIT	NJ		02/15/2017		5,841,157	0	0	0	0	0	0	0	43,902	0	0	0
29541	HOBOKEN	NJ		02/27/2017		4,820,786	0	0	0	0	0	0	0	36,278	0	0	0
29542	HOBOKEN	NJ		02/27/2017		6,674,935	0	0	0	0	0	0	0	50,231	0	0	0
29543	HOBOKEN	NJ		02/27/2017		11,588,429	0	0	0	0	0	0	0	87,207	0	0	0
29544	HOBOKEN	NJ		02/27/2017		10,754,062	0	0	0	0	0	0	0	80,928	0	0	0
29545	HOBOKEN	NJ		02/27/2017		7,416,594	0	0	0	0	0	0	0	55,812	0	0	0
29658	New Milford	NJ		12/14/2017		13,688,244	0	0	0	0	0	0	0	69,477	0	0	0
29688	Lyndhurst	NJ		04/13/2018		3,207,416	0	0	0	0	0	0	0	15,427	0	0	0
29690	Lyndhurst	NJ		04/13/2018		603,745	0	0	0	0	0	0	0	2,904	0	0	0
29810	Livingston	NJ		03/27/2019		3,957,303	0	0	0	0	0	0	0	16,344	0	0	0
2881103	WESTFIELD	NJ		12/19/2012		935,196	0	0	0	0	0	0	0	5,927	0	0	0
29877	Albuquerque	NM		11/27/2019		3,315,000	0	0	0	0	0	0	0	16,307	0	0	0
29917	Albuquerque	NM		11/27/2019		5,559,000	0	0	0	0	0	0	0	27,345	0	0	0
29918	Albuquerque	NM		11/27/2019		1,938,000	0	0	0	0	0	0	0	9,533	0	0	0
29919	Albuquerque	NM		11/27/2019		2,958,000	0	0	0	0	0	0	0	14,551	0	0	0
10202126	ALBUQUERQUE	NM		10/29/2002		507,452	0	0	0	0	0	0	0	43,393	0	0	0
28391	LAS VEGAS	NV		03/30/2011		7,827,313	0	0	0	0	0	0	0	70,183	0	0	0
28855	LAS VEGAS	NV		03/22/2013		4,344,887	0	0	0	0	0	0	0	15,072	0	0	0
28856	LAS VEGAS	NV		03/22/2013		4,084,104	0	0	0	0	0	0	0	14,168	0	0	0
29033	LAS VEGAS	NV		06/05/2014		2,582,695	0	0	0	0	0	0	0	21,590	0	0	0
29676	Las Vegas	NV		01/31/2018		4,766,427	0	0	0	0	0	0	0	33,064	0	0	0
28705	SCARSDALE	NY		12/27/2012		13,945,746	0	0	0	0	0	0	0	162,896	0	0	0
28868	NEW YORK	NY		05/02/2013		5,824,406	0	0	0	0	0	0	0	18,895	0	0	0
28869	NEW YORK	NY		05/02/2013		3,393,848	0	0	0	0	0	0	0	11,010	0	0	0
28871	NEW YORK	NY		05/09/2013		20,498,586	0	0	0	0	0	0	0	118,883	0	0	0
28882	BROOKLYN CENTER	NY		05/10/2013		34,995,941	0	0	0	0	0	0	0	233,015	0	0	0
28914	RYE	NY		08/27/2013		2,247,063	0	0	0	0	0	0	0	10,494	0	0	0
28915	RYE	NY		08/27/2013		3,054,652	0	0	0	0	0	0	0	14,265	0	0	0
28916	RYE	NY		08/27/2013		10,519,397	0	0	0	0	0	0	0	49,124	0	0	0
28953	Cohoes	NY		12/06/2013		1,192,787	0	0	0	0	0	0	0	14,975	0	0	0
28981	RIVERHEAD	NY		02/19/2014		4,266,710	0	0	0	0	0	0	0	48,217	0	0	0
29003	NEW YORK	NY		05/12/2014		9,602,850	0	0	0	0	0	0	0	52,168	0	0	0
29014	NEW YORK	NY		05/08/2014		10,562,057	0	0	0	0	0	0	0	57,379	0	0	0
29073	BROOKLYN CENTER	NY		08/08/2014		26,648,256	0	0	0	0	0	0	0	159,577	0	0	0
29225	NEW YORK	NY		05/15/2015		13,334,659	0	0	0	0	0	0	0	82,199	0	0	0
29405	LAKEWOOD	NY		05/16/2016		7,065,460	0	758	0	0	758	0	0	73,820	0	0	0
29498	NEW YORK	NY		11/29/2016		13,981,045	0	0	0	0	0	0	0	80,747	0	0	0
29499	NEW YORK	NY		11/29/2016		5,160,788	0	0	0	0	0	0	0	29,806	0	0	0
29613	New York	NY		08/28/2017		12,365,712	0	11,610	0	0	11,610	0	0	0	0	0	0
27695	COLUMBUS	OH		07/08/2005		1,273,202	0	0	0	0	0	0	0	48,028	0	0	0
28364	DAYTON	OH		03/25/2011		68,460	0	0	0	0	0	0	0	12,540	0	0	0
28365	DAYTON	OH		03/25/2011		59,415	0	0	0	0	0	0	0	10,863	0	0	0
28366	DAYTON	OH		03/25/2011		73,584	0	0	0	0	0	0	0	13,478	0	0	0
28367	KETTERING	OH		03/25/2011		52,108	0	0	0	0	0	0	0	9,544	0	0	0
28368	TOLEDO	OH		03/25/2011		70,452	0	0	0	0	0	0	0	12,904	0	0	0
28375	TOLEDO	OH		03/25/2011		66,066	0	0	0	0	0	0	0	12,101	0	0	0
28508	GLENWILLOW	OH		09/23/2011		2,874,694	0	0	0	0	0	0	0	18,644	0	0	0
28510	GLENWILLOW	OH		09/23/2011		1,683,200	0	0	0	0	0	0	0	10,917	0	0	0
28561	BROADVIEW HEIGHTS	OH		05/03/2012		6,688,454	0	0	0	0	0	0	0	96,965	0	0	0
28860	CLEVELAND	OH		03/08/2013		8,484,202	0	0	0	0	0	0	0	101,558	0	0	0
28961	CINCINNATI	OH		12/06/2013		437,355	0	0	0	0	0	0	0	5,491	0	0	0
28995	BEACHWOOD	OH		02/20/2014		1,362,883	0	0	0	0	0	0	0	11,643	0	0	0
29242	OLMSTEAD FALLS	OH		12/28/2015		6,117,014	0	0	0	0	0	0	0	33,469	0	0	0

E02.8

STATEMENT AS OF MARCH 31, 2020 OF THE VOYA RETIREMENT INSURANCE AND ANNUITY COMPANY

**SCHEDULE B - PART 3**

Showing All Mortgage Loans DISPOSED, Transferred or Repaid During the Current Quarter

1 Loan Number	2 Location		4 Loan Type	5 Date Acquired	6 Disposal Date	7 Book Value/ Recorded Investment Excluding Accrued Interest Prior Year	8 Change in Book Value/Recorded Investment					14 Book Value/ Recorded Investment Excluding Accrued Interest on Disposal	15 Consid- eration	16 Foreign Exchange Gain (Loss) on Disposal	17 Realized Gain (Loss) on Disposal	18 Total Gain (Loss) on Disposal
	2 City	3 State					8 Unrealized Valuation Increase (Decrease)	9 Current Year's (Amortization) /Accretion	10 Current Year's Other- Than- Temporary Impairment Recognized	11 Capitalized Deferred Interest and Other	12 Total Change in Book Value (8+9-10+11)					
29406	SPRINGDALE	OH		03/29/2016		4,565,279	0	351	0	0	351	0	22,555	0	0	0
29820	Cincinnati	OH		03/28/2019		3,182,125	0	0	0	0	0	0	25,982	0	0	0
27654	PORTLAND	OR		07/13/2005		1,058,349	0	0	0	0	0	0	39,776	0	0	0
28490	PORTLAND	OR		08/11/2011		9,945,259	0	0	0	0	0	0	313,013	0	0	0
28919	EUGENE	OR		08/13/2013		741,021	0	0	0	0	0	0	11,978	0	0	0
28972	PORTLAND	OR		11/06/2013		5,409,154	0	0	0	0	0	0	22,882	0	0	0
29829	Portland	OR		04/08/2019		22,202,272	0	0	0	0	0	0	129,881	0	0	0
2843506	GRESHAM	OR		05/18/2011		2,972,426	0	0	0	0	0	0	17,520	0	0	0
27181	CENTER TOWNSHIP	PA		12/20/2002		1,241,071	0	0	0	0	0	0	29,054	0	0	0
27182	CENTER TOWNSHIP	PA		12/20/2002		1,241,071	0	0	0	0	0	0	29,054	0	0	0
27183	CENTER TOWNSHIP	PA		12/20/2002		5,688,241	0	0	0	0	0	0	133,163	0	0	0
27507	WILLOW GROVE	PA		04/29/2005		3,044,065	0	0	0	0	0	0	122,303	0	0	0
27844	GROVE CITY	PA		01/06/2006		195,292	0	0	0	0	0	0	40,772	0	0	0
27876	WILLOW GROVE	PA		09/29/2006		1,738,702	0	0	0	0	0	0	52,882	0	0	0
28716	WILLOW GROVE	PA		10/02/2012		2,982,366	0	0	0	0	0	0	79,188	0	0	0
28900	HORSHAM	PA		06/28/2013		6,883,400	0	0	0	0	0	0	135,708	0	0	0
28978	SOUTH PARK	PA		05/01/2014		2,843,462	0	0	0	0	0	0	33,893	0	0	0
28979	NEW CASTLE	PA		12/09/2013		2,535,370	0	0	0	0	0	0	56,536	0	0	0
29046	ALLENTOWN	PA		09/11/2014		14,486,332	0	0	0	0	0	0	114,976	0	0	0
29149	MECHANICSBURG	PA		02/02/2015		709,522	0	0	0	0	0	0	11,511	0	0	0
29150	MECHANICSBURG	PA		02/02/2015		1,026,739	0	0	0	0	0	0	16,658	0	0	0
29151	LANCASTER	PA		02/02/2015		542,563	0	0	0	0	0	0	8,803	0	0	0
29152	LANCASTER	PA		02/02/2015		634,385	0	0	0	0	0	0	10,292	0	0	0
29153	CAMP HILL	PA		02/02/2015		699,076	0	0	0	0	0	0	11,342	0	0	0
29156	CAMP HILL	PA		02/02/2015		262,939	0	0	0	0	0	0	4,266	0	0	0
29415	FOLCROFT	PA		06/09/2016		8,525,804	0	0	0	0	0	0	63,891	0	0	0
29416	SHARON HILL	PA		06/09/2016		6,688,448	0	0	0	0	0	0	50,122	0	0	0
29419	SHARON HILL	PA		06/09/2016		4,308,148	0	0	0	0	0	0	32,285	0	0	0
29420	CHADDS FORD	PA		06/09/2016		5,429,446	0	0	0	0	0	0	40,687	0	0	0
29422	CHADDS FORD	PA		06/09/2016		2,769,804	0	0	0	0	0	0	20,756	0	0	0
29423	FOLCROFT	PA		06/09/2016		5,586,821	0	0	0	0	0	0	41,867	0	0	0
29424	FOLCROFT	PA		06/09/2016		2,399,972	0	0	0	0	0	0	17,985	0	0	0
29425	CHADDS FORD	PA		06/09/2016		3,580,287	0	0	0	0	0	0	26,830	0	0	0
29426	FOLCROFT	PA		06/09/2016		2,124,566	0	0	0	0	0	0	15,921	0	0	0
29427	CHADDS FORD	PA		06/09/2016		3,501,599	0	0	0	0	0	0	26,240	0	0	0
29429	SHARON HILL	PA		06/09/2016		2,596,692	0	0	0	0	0	0	19,459	0	0	0
29430	FOLCROFT	PA		06/09/2016		2,793,411	0	0	0	0	0	0	20,933	0	0	0
29431	SHARON HILL	PA		06/09/2016		2,478,660	0	0	0	0	0	0	18,575	0	0	0
29432	MEDIA	PA		06/09/2016		1,514,737	0	0	0	0	0	0	11,351	0	0	0
29433	CHADDS FORD	PA		06/09/2016		2,478,660	0	0	0	0	0	0	18,575	0	0	0
29434	FOLCROFT	PA		06/09/2016		491,798	0	0	0	0	0	0	3,685	0	0	0
29435	SHARON HILL	PA		06/09/2016		1,790,143	0	0	0	0	0	0	13,415	0	0	0
29436	SHARON HILL	PA		06/09/2016		4,485,195	0	0	0	0	0	0	33,611	0	0	0
29437	SHARON HILL	PA		06/09/2016		9,167,108	0	0	0	0	0	0	68,697	0	0	0
29439	SHARON HILL	PA		06/09/2016		2,006,535	0	0	0	0	0	0	15,037	0	0	0
29440	CHADDS FORD	PA		06/09/2016		3,954,053	0	0	0	0	0	0	29,631	0	0	0
29442	SHARON HILL	PA		06/09/2016		4,603,226	0	0	0	0	0	0	34,496	0	0	0
29444	CHADDS FORD	PA		06/09/2016		10,465,454	0	0	0	0	0	0	78,426	0	0	0
29445	CHADDS FORD	PA		06/09/2016		6,468,123	0	0	0	0	0	0	48,471	0	0	0
29522	CRANBERRY TOWNSHIP	PA		01/19/2017		7,647,302	0	0	0	0	0	0	79,684	0	0	0
29524	EAST UNION TOWNSHIP	PA		12/16/2016		50,004,789	0	0	0	0	0	0	840,394	0	0	0
29537	JENKINS TOWNSHIP	PA		01/25/2017		68,768,614	0	0	0	0	0	0	1,146,094	0	0	0
29538	PITTSSTON TOWNSHIP	PA		01/25/2017		61,815,438	0	0	0	0	0	0	1,030,213	0	0	0
29539	JENKINS TOWNSHIP	PA		01/25/2017		66,733,540	0	0	0	0	0	0	1,112,177	0	0	0
29540	HANOVER	PA		01/25/2017		63,850,514	0	0	0	0	0	0	1,064,129	0	0	0
29664	Hazleton	PA		01/11/2018		38,396,049	0	0	0	0	0	0	567,482	0	0	0
29755	Warrington	PA		09/27/2018		7,239,194	0	0	0	0	0	0	87,450	0	0	0
2750702	WILLOW GROVE	PA		06/28/2007		297,856	0	0	0	0	0	0	11,806	0	0	0
27613	NORTH PROVIDENCE	RI		08/31/2005		1,227,030	0	0	0	0	0	0	73,142	0	0	0
28923	SPARTANBURG	SC		08/23/2013		1,002,257	0	0	0	0	0	0	13,512	0	0	0

E02.9

STATEMENT AS OF MARCH 31, 2020 OF THE VOYA RETIREMENT INSURANCE AND ANNUITY COMPANY

**SCHEDULE B - PART 3**

Showing All Mortgage Loans DISPOSED, Transferred or Repaid During the Current Quarter

1 Loan Number	2 Location		4 Loan Type	5 Date Acquired	6 Disposal Date	7 Book Value/ Recorded Investment Excluding Accrued Interest Prior Year	8 Change in Book Value/Recorded Investment					14 Book Value/ Recorded Investment Excluding Accrued Interest on Disposal	15 Consid- eration	16 Foreign Exchange Gain (Loss) on Disposal	17 Realized Gain (Loss) on Disposal	18 Total Gain (Loss) on Disposal
	2 City	3 State					8 Unrealized Valuation Increase (Decrease)	9 Current Year's (Amortization) /Accretion	10 Current Year's Other- Than- Temporary Impairment Recognized	11 Capitalized Deferred Interest and Other	12 Total Change in Book Value (8+9-10+11)					
29451	MYRTLE BEACH	SC		07/01/2016		2,740,819	0	0	0	0	0	0	20,353	0	0	0
29689	Rock Hill	SC		02/21/2018		3,298,118	0	0	0	0	0	0	30,083	0	0	0
29691	Myrtle Beach	SC		04/13/2018		3,848,949	0	0	0	0	0	0	18,513	0	0	0
29695	Myrtle Beach	SC		04/13/2018		413,211	0	0	0	0	0	0	1,987	0	0	0
29697	Greenville	SC		04/13/2018		3,962,128	0	0	0	0	0	0	19,057	0	0	0
29836	Lake Wylie	SC		06/25/2019		4,447,665	0	0	0	0	0	0	31,843	0	0	0
29867	Greenville	SC		10/29/2019		5,484,527	0	0	0	0	0	0	46,708	0	0	0
29904	Charleston	SC		01/02/2020		0	0	0	0	0	0	0	28,712	0	0	0
28489	CHATTANOOGA	TN		08/31/2011		5,545,357	0	0	0	0	0	0	35,514	0	0	0
27099	FRIENDSWOOD	TX		05/16/2002		3,617,844	0	0	0	0	0	0	91,888	0	0	0
27776	EL PASO	TX		10/07/2005		164,972	0	0	0	0	0	0	44,190	0	0	0
27833	HOUSTON	TX		09/29/2006		92,963	0	0	0	0	0	0	7,589	0	0	0
27836	HOUSTON	TX		09/29/2006		814,145	0	0	0	0	0	0	66,466	0	0	0
27889	SAN ANTONIO	TX		04/28/2006		621,495	0	0	0	0	0	0	106,051	0	0	0
27897	HOUSTON	TX		04/17/2006		576,479	0	0	0	0	0	0	51,270	0	0	0
27918	HOUSTON	TX		08/14/2006		8,549,688	0	0	0	0	0	0	72,381	0	0	0
27957	SAN ANTONIO	TX		07/03/2007		1,023,728	0	0	0	0	0	0	62,345	0	0	0
27984	PLANO	TX		10/19/2006		1,380,867	0	0	0	0	0	0	40,134	0	0	0
28004	LAREDO	TX		11/10/2006		5,352,216	0	0	0	0	0	0	75,190	0	0	0
28117	EL PASO	TX		08/27/2007		114,040	0	0	0	0	0	0	9,635	0	0	0
28118	EL PASO	TX		09/27/2007		187,554	0	0	0	0	0	0	15,342	0	0	0
28119	EL PASO	TX		09/27/2007		135,455	0	0	0	0	0	0	11,080	0	0	0
28120	EL PASO	TX		09/27/2007		358,175	0	0	0	0	0	0	29,299	0	0	0
28121	EL PASO	TX		09/17/2007		144,573	0	0	0	0	0	0	11,826	0	0	0
28122	EL PASO	TX		09/17/2007		136,758	0	0	0	0	0	0	11,187	0	0	0
28123	EL PASO	TX		09/27/2007		213,602	0	0	0	0	0	0	17,473	0	0	0
28124	EL PASO	TX		09/17/2007		264,398	0	0	0	0	0	0	21,628	0	0	0
28125	EL PASO	TX		09/27/2007		158,899	0	0	0	0	0	0	12,998	0	0	0
28126	EL PASO	TX		08/27/2007		167,258	0	0	0	0	0	0	14,131	0	0	0
28127	EL PASO	TX		08/27/2007		192,601	0	0	0	0	0	0	16,273	0	0	0
28128	EL PASO	TX		08/27/2007		204,005	0	0	0	0	0	0	17,236	0	0	0
28129	EL PASO	TX		09/17/2007		263,096	0	0	0	0	0	0	21,522	0	0	0
28148	HOUSTON	TX		10/09/2007		1,014,843	0	0	0	0	0	0	82,467	0	0	0
28369	DALLAS	TX		03/25/2011		74,652	0	0	0	0	0	0	13,674	0	0	0
28370	GRANBURY	TX		03/25/2011		70,805	0	0	0	0	0	0	12,969	0	0	0
28371	SAN ANTONIO	TX		03/25/2011		82,762	0	0	0	0	0	0	15,159	0	0	0
28514	PLANO	TX		09/23/2011		4,284,032	0	0	0	0	0	0	27,784	0	0	0
28515	HOUSTON	TX		09/23/2011		1,645,318	0	0	0	0	0	0	10,671	0	0	0
28763	AUSTIN	TX		09/28/2012		8,935,169	0	0	0	0	0	0	102,731	0	0	0
28770	DALLAS	TX		08/29/2012		7,362,941	0	0	0	0	0	0	49,704	0	0	0
28854	IRVING	TX		03/22/2013		3,861,841	0	0	0	0	0	0	13,506	0	0	0
28858	HOUSTON	TX		02/27/2013		3,529,102	0	0	0	0	0	0	49,001	0	0	0
28886	KATY	TX		06/05/2013		3,896,757	0	0	0	0	0	0	258,719	0	0	0
28960	VICTORIA	TX		12/06/2013		596,394	0	0	0	0	0	0	7,487	0	0	0
29017	SAN ANTONIO	TX		07/02/2014		2,700,501	0	0	0	0	0	0	15,741	0	0	0
29056	DALLAS	TX		06/13/2014		1,420,160	0	0	0	0	0	0	9,667	0	0	0
29058	ARLINGTON	TX		06/13/2014		1,420,160	0	0	0	0	0	0	9,667	0	0	0
29059	RICHARDSON	TX		06/13/2014		3,296,675	0	0	0	0	0	0	24,619	0	0	0
29060	HOUSTON	TX		06/13/2014		2,151,373	0	0	0	0	0	0	14,645	0	0	0
29130	HOUSTON	TX		12/09/2014		6,272,711	0	0	0	0	0	0	30,917	0	0	0
29145	WESLACO	TX		01/15/2015		1,779,691	0	0	0	0	0	0	13,949	0	0	0
29166	LUFKIN	TX		04/29/2015		1,479,844	0	0	0	0	0	0	13,598	0	0	0
29169	WACO	TX		04/29/2015		634,219	0	0	0	0	0	0	5,828	0	0	0
29246	IRVING	TX		08/03/2015		8,558,060	0	0	0	0	0	0	61,448	0	0	0
29261	SOCORRO	TX		09/10/2015		10,766,837	0	0	0	0	0	0	255,983	0	0	0
29274	WOODLANDS	TX		12/17/2015		499,624	0	0	0	0	0	0	3,759	0	0	0
29276	WOODLANDS	TX		12/17/2015		771,480	0	0	0	0	0	0	5,805	0	0	0
29277	CONROE	TX		12/17/2015		1,160,890	0	0	0	0	0	0	8,735	0	0	0
29278	WOODLANDS	TX		12/17/2015		631,888	0	0	0	0	0	0	4,755	0	0	0
29279	SPRING	TX		12/17/2015		426,143	0	0	0	0	0	0	3,207	0	0	0

E02.10

STATEMENT AS OF MARCH 31, 2020 OF THE VOYA RETIREMENT INSURANCE AND ANNUITY COMPANY

**SCHEDULE B - PART 3**

Showing All Mortgage Loans DISPOSED, Transferred or Repaid During the Current Quarter

1 Loan Number	2 Location		4 Loan Type	5 Date Acquired	6 Disposal Date	7 Book Value/ Recorded Investment Excluding Accrued Interest Prior Year	8 Change in Book Value/Recorded Investment					14 Book Value/ Recorded Investment Excluding Accrued Interest on Disposal	15 Consid- eration	16 Foreign Exchange Gain (Loss) on Disposal	17 Realized Gain (Loss) on Disposal	18 Total Gain (Loss) on Disposal
	2 City	3 State					8 Unrealized Valuation Increase (Decrease)	9 Current Year's (Amortization) /Accretion	10 Current Year's Other- Than- Temporary Impairment Recognized	11 Capitalized Deferred Interest and Other	12 Total Change in Book Value (8+9-10+11)					
29280	WOODLANDS	TX		12/17/2015		1,241,711	0	0	0	0	0	0	9,343	0	0	0
29282	COPPELL	TX		12/17/2015		352,677	0	0	0	0	0	0	2,654	0	0	0
29283	SPRING	TX		12/17/2015		235,108	0	0	0	0	0	0	1,769	0	0	0
29284	MANSFIELD	TX		12/17/2015		499,637	0	0	0	0	0	0	3,760	0	0	0
29325	SAN ANTONIO	TX		09/01/2016		2,354,093	0	0	0	0	0	0	12,061	0	0	0
29501	SAN ANTONIO	TX		01/03/2017		8,346,738	0	0	0	0	0	0	61,000	0	0	0
29617	Mesquite	TX		08/30/2017		494,552	0	0	0	0	0	0	4,544	0	0	0
29626	Dallas	TX		11/29/2017		6,636,110	0	5,147	0	0	5,147	0	0	0	0	0
29627	Farmers Branch	TX		11/29/2017		12,644,706	0	9,807	0	0	9,807	0	0	0	0	0
29628	Arlington	TX		11/29/2017		5,290,594	0	4,103	0	0	4,103	0	0	0	0	0
29629	Grand Prairie	TX		11/29/2017		5,919,092	0	4,591	0	0	4,591	0	0	0	0	0
29645	Baytown	TX		12/07/2017		41,301,261	0	0	0	0	0	0	520,918	0	0	0
29656	Dallas	TX		11/17/2017		12,226,464	0	11,813	0	0	11,813	0	0	0	0	0
29748	ROCKWALL	TX		07/18/2018		978,630	0	0	0	0	0	0	4,154	0	0	0
29794	College Station	TX		12/14/2018		3,055,608	0	0	0	0	0	0	12,440	0	0	0
29876	Woodlands	TX		10/29/2019		5,323,648	0	0	0	0	0	0	67,464	0	0	0
29879	Baytown	TX		11/06/2019		32,500,000	0	0	0	0	0	0	356,338	0	0	0
2800402	LAREDO	TX		05/29/2008		5,514,981	0	0	0	0	0	0	61,434	0	0	0
2885802	HOUSTON	TX		02/04/2016		1,752,717	0	0	0	0	0	0	22,647	0	0	0
2965602	Dallas	TX		05/04/2018		655,970	0	10	0	0	10	0	0	0	0	0
28782	OREM	UT		10/04/2012		5,004,153	0	0	0	0	0	0	46,866	0	0	0
28800	SALT LAKE CITY	UT		12/04/2012		7,603,102	0	0	0	0	0	0	69,358	0	0	0
28917	ST GEORGE	UT		07/31/2013		687,327	0	0	0	0	0	0	6,069	0	0	0
28930	SANDY	UT		07/31/2013		149,419	0	0	0	0	0	0	1,319	0	0	0
28937	DRAPER	UT		10/28/2014		6,160,609	0	303	0	0	303	0	27,437	0	0	0
29264	DRAPER	UT		01/14/2016		7,711,223	0	0	0	0	0	0	27,420	0	0	0
29348	OREM	UT		01/22/2016		3,072,565	0	0	0	0	0	0	16,151	0	0	0
29366	SALT LAKE CITY	UT		01/28/2016		12,596,081	0	0	0	0	0	0	135,443	0	0	0
29408	RIVERTON	UT		09/27/2016		4,057,500	0	0	0	0	0	0	20,551	0	0	0
29456	LINDON	UT		08/03/2016		3,785,404	0	0	0	0	0	0	126,465	0	0	0
29457	LINDON	UT		12/20/2016		1,606,223	0	0	0	0	0	0	53,517	0	0	0
29496	MURRAY	UT		11/09/2016		10,693,881	0	0	0	0	0	0	115,225	0	0	0
29546	SALT LAKE CITY	UT		03/01/2017		7,709,357	0	0	0	0	0	0	58,375	0	0	0
29778	West Valley City	UT		10/16/2018		873,501	0	0	0	0	0	0	5,203	0	0	0
2954602	Salt Lake City	UT		05/01/2017		7,150,154	0	0	0	0	0	0	53,807	0	0	0
28741	MC LEAN	VA		06/01/2012		5,560,022	0	0	0	0	0	0	52,811	0	0	0
28876	RICHMOND	VA		05/08/2013		9,386,896	0	0	0	0	0	0	51,098	0	0	0
28952	HAMPTON	VA		12/06/2013		1,451,224	0	0	0	0	0	0	18,219	0	0	0
28962	FAIRFAX	VA		12/06/2013		2,186,777	0	0	0	0	0	0	27,454	0	0	0
29105	ARLINGTON HEIGHTS	VA		10/01/2014		5,198,429	0	0	0	0	0	0	26,153	0	0	0
29492	CHANTILLY	VA		11/09/2016		6,905,965	0	0	0	0	0	0	39,098	0	0	0
29685	Urbanna	VA		02/15/2018		11,230,749	0	0	0	0	0	0	96,553	0	0	0
29686	Topping	VA		02/15/2018		6,738,450	0	0	0	0	0	0	57,932	0	0	0
29696	Virginia Beach	VA		04/13/2018		528,292	0	0	0	0	0	0	2,541	0	0	0
28761	SEATTLE	WA		06/01/2012		14,786,165	0	0	0	0	0	0	83,256	0	0	0
28990	BELLEVUE	WA		09/10/2014		2,009,547	0	0	0	0	0	0	10,555	0	0	0
29231	SEATTLE	WA		12/22/2016		38,000,459	0	(26)	0	0	(26)	0	0	0	0	0
29410	EDMONDS	WA		07/28/2016		2,341,873	0	0	0	0	0	0	12,692	0	0	0
29411	EDMONDS	WA		07/28/2016		2,541,235	0	0	0	0	0	0	14,288	0	0	0
29412	LYNWOOD	WA		06/28/2016		5,140,549	0	0	0	0	0	0	28,171	0	0	0
29414	EDMONDS	WA		06/28/2016		7,922,875	0	0	0	0	0	0	45,037	0	0	0
29657	Olympia	WA		12/01/2017		5,775,138	0	0	0	0	0	0	29,310	0	0	0
29722	Bellingham	WA		05/30/2018		4,549,230	0	0	0	0	0	0	20,325	0	0	0
29726	Bellingham	WA		05/30/2018		3,411,923	0	0	0	0	0	0	15,244	0	0	0
29828	Bellingham	WA		03/28/2019		4,708,805	0	0	0	0	0	0	20,711	0	0	0
29837	Seattle	WA		06/26/2019		5,559,100	0	0	0	0	0	0	24,866	0	0	0
2843706	KENT	WA		05/18/2011		2,353,565	0	0	0	0	0	0	14,538	0	0	0
28509	NEW BERLIN	WI		09/23/2011		668,584	0	0	0	0	0	0	4,336	0	0	0
28772	NEW BERLIN	WI		08/29/2012		1,182,500	0	0	0	0	0	0	7,982	0	0	0
28798	HOWARD	WI		11/15/2012		4,109,214	0	0	0	0	0	0	37,286	0	0	0

E02.11

STATEMENT AS OF MARCH 31, 2020 OF THE VOYA RETIREMENT INSURANCE AND ANNUITY COMPANY

**SCHEDULE B - PART 3**

Showing All Mortgage Loans DISPOSED, Transferred or Repaid During the Current Quarter

1 Loan Number	Location		4 Loan Type	5 Date Acquired	6 Disposal Date	7 Book Value/ Recorded Investment Excluding Accrued Interest Prior Year	Change in Book Value/Recorded Investment					14 Book Value/ Recorded Investment Excluding Accrued Interest on Disposal	15 Consid- eration	16 Foreign Exchange Gain (Loss) on Disposal	17 Realized Gain (Loss) on Disposal	18 Total Gain (Loss) on Disposal	
	2 City	3 State					8 Unrealized Valuation Increase (Decrease)	9 Current Year's (Amortization) /Accretion	10 Current Year's Other- Than- Temporary Impairment Recognized	11 Capitalized Deferred Interest and Other	12 Total Change in Book Value (8+9-10+11)						13 Total Foreign Exchange Change in Book Value
29072	HOWARD	WI		07/28/2014		2,221,096	0	0	0	0	0	0	17,287	0	0	0	
29121	MILWAUKEE	WI		02/20/2015		40,424,856	0	0	0	0	0	0	754,024	0	0	0	
29318	WALKESHA	WI		02/11/2016		5,614,098	0	0	0	0	0	0	42,252	0	0	0	
29797	Franklin	WI		12/19/2018		980,974	0	0	0	0	0	0	5,339	0	0	0	
0299999. Mortgages with partial repayments						3,621,215,791	0	105,982	0	0	105,982	0	0	38,010,341	0	0	0
0599999 - Totals						3,674,434,574	0	116,687	0	0	116,687	0	53,049,714	91,239,831	0	0	0

STATEMENT AS OF MARCH 31, 2020 OF THE VOYA RETIREMENT INSURANCE AND ANNUITY COMPANY

**SCHEDULE BA - PART 2**

Showing Other Long-Term Invested Assets ACQUIRED AND ADDITIONS MADE During the Current Quarter

1 CUSIP Identification	2 Name or Description	3 Location		5 Name of Vendor or General Partner	6 NAIC Designation and Administrative Symbol	7 Date Originally Acquired	8 Type and Strategy	9 Actual Cost at Time of Acquisition	10 Additional Investment Made After Acquisition	11 Amount of Encumbrances	12 Commitment for Additional Investment	13 Percentage of Ownership
		City	State									
000000-00-0	MESA WEST RE INC FUND IV LP	WILMINGTON	DE	MESA WEST RE INC FUND IV LP		03/17/2017		0	675,000	0	5,400,000	1.503
000000-00-0	OAKTREE REDF II FUND	GRAND CAYMAN	CYM	OAKTREE REDF II FUND		12/27/2017		0	4,032,000	0	5,178,883	0.658
000000-00-0	VOYA COMM MORTGAGE LENDING FUND LP	WILMINGTON	DE	VOYA COMM MORTGAGE LENDING FUND LP		10/15/2019		0	4,776,082	0	0	4.774
<b>1199999. Non-Registered Private Funds - Mortgage Loans - Unaffiliated</b>								0	9,483,082	0	10,578,883	XXX
000000-00-0	AMERICAN SECURITIES PARTNERS VIII	WILMINGTON	DE	AMERICAN SECURITIES PARTNERS VIII		01/19/2016	3	0	577,341	0	1,822,805	0.240
000000-00-0	AMERICAN SECURITIES PARTNERS VIII LP	WILMINGTON	DE	AMERICAN SECURITIES PARTNERS VIII LP		03/28/2019	3	0	1,172,068	0	7,164,254	0.124
000000-00-0	APOLLO HYBRID VALUE FUND LP	WILMINGTON	DE	APOLLO HYBRID VALUE FUND LP		03/29/2019	3	0	2,292,497	0	3,345,687	0.452
000000-00-0	ARCLIGHT ENERGY PARTNERS FUND VII	WILMINGTON	DE	ARCLIGHT ENERGY PARTNERS FUND VII		02/25/2020		483,286	0	0	7,016,714	0.220
000000-00-0	AUDAX PRIVATE EQUITY FUND V-A LP	WILMINGTON	DE	AUDAX PRIVATE EQUITY FUND V-A LP		01/25/2016	3	0	968,582	0	1,195,726	0.557
000000-00-0	AUDAX PRIVATE EQUITY FUND VI-A LP	WILMINGTON	DE	AUDAX PRIVATE EQUITY FUND VI-A LP		08/29/2019	3	0	572,422	0	6,227,648	0.349
000000-00-0	BAYVIEW OPPORTUNITY FUND V	WILMINGTON	DE	BAYVIEW OPPORTUNITY FUND V		03/22/2017	10	0	518,629	0	1,358,694	0.489
000000-00-0	BERKSHIRE FUND IX LP	SIMSBURY	CT	BERKSHIRE FUND IX LP		03/03/2017	3	0	179,138	0	4,979,870	0.285
000000-00-0	BLACKSTONE EQ MANAGED ACCT PORT LP	WILMINGTON	DE	BLACKSTONE EQ MANAGED ACCT PORT LP		02/03/2020		3,850,000	0	0	0	1.679
000000-00-0	BROOKFIELD INFRASTRUCTURE FUND III B	WILMINGTON	DE	BROOKFIELD INFRASTRUCTURE FUND III B		05/16/2016		0	426,253	0	1,326,072	0.047
000000-00-0	BROOKFIELD INFRASTRUCTURE FUND IV	WILMINGTON	DE	BROOKFIELD INFRASTRUCTURE FUND IV		09/13/2019		0	787,500	0	4,584,194	0.048
000000-00-0	CARLYLE REALTY PARTNERS VIII LP	WILMINGTON	DE	CARLYLE REALTY PARTNERS VIII LP		12/04/2017		0	472,807	0	7,600,721	0.183
000000-00-0	CERBERUS RM FUND	GRAND CAYMAN	CYM	CERBERUS RM FUND		06/05/2019	7	0	2,668,000	0	577,946	2.791
000000-00-0	CHAMBERS ENERGY CAPITAL III	WILMINGTON	DE	CHAMBERS ENERGY CAPITAL III		05/13/2016		0	1,189,815	0	1,635,454	1.111
000000-00-0	CHARLESBANK CAP PTNS IX OVERAGE PR	WILMINGTON	DE	CHARLESBANK CAP PTNS IX OVERAGE PR		05/21/2018	3	0	310,715	0	2,393,250	0.563
000000-00-0	CI CAPITAL INVESTORS III LP	WILMINGTON	DE	CI CAPITAL INVESTORS III LP		03/14/2016	3	0	816,631	0	7,149,215	1.954
000000-00-0	CLARION CAPITAL PARTNERS III	GRAND CAYMAN	CYM	CLARION CAPITAL PARTNERS III		06/21/2019	3	0	39,442	0	7,543,075	1.860
000000-00-0	COMVEST INVESTMENT PARTNERS V BALP	WILMINGTON	DE	COMVEST INVESTMENT PARTNERS V BALP		11/02/2015	3	0	342,097	0	3,591,717	2.675
000000-00-0	CVC CREDIT PARTNERS EURO MID MARKET	WILMINGTON	DE	CVC CREDIT PARTNERS EURO MID MARKET		05/18/2016		0	367,425	0	644,320	6.449
000000-00-0	DYAL PARTNERS III PE	WILMINGTON	DE	DYAL PARTNERS III PE		01/08/2016	3	0	39,200	0	3,679,013	0.371
000000-00-0	ENCAP ENERGY CAPITAL FUND X LP	HOUSTON	TX	ENCAP ENERGY CAPITAL FUND X LP		03/26/2015	3	0	39,039	0	958,133	0.085
000000-00-0	EOT INFRASTRUCTURE III	ATLANTA	GA	EOT INFRASTRUCTURE III		10/25/2017		0	345,261	0	616,538	0.206
000000-00-0	EOT INFRASTRUCTURE IV	LUXEMBOURG	LUX	EOT INFRASTRUCTURE IV		06/05/2019		0	1,917,874	0	4,101,996	0.190
000000-00-0	FS EQUITY PARTNERS VIII LP	WILMINGTON	DE	FS EQUITY PARTNERS VIII LP		04/25/2019	3	0	961,423	0	5,759,078	0.421
000000-00-0	GCG INVESTORS IV LP	WILMINGTON	DE	GCG INVESTORS IV LP		03/14/2017	2	0	671,213	0	1,755,802	3.541
000000-00-0	GENERAL ATLANTIC INV PTNS 2019	GRAND CAYMAN	CYM	GENERAL ATLANTIC INV PTNS 2019		01/14/2020		52,621	394,036	0	5,053,342	0.340
000000-00-0	GENSTAR CAPITAL PARTNERS IX	WILMINGTON	DE	GENSTAR CAPITAL PARTNERS IX		07/03/2019	3	0	104,247	0	5,574,204	0.173
000000-00-0	GENSTAR CAPITAL PARTNERS VII	WILMINGTON	DE	GENSTAR CAPITAL PARTNERS VII		10/01/2015	3	0	61,403	0	11,151	0.928
000000-00-0	GENSTAR CAPITAL PARTNERS VIII	WILMINGTON	DE	GENSTAR CAPITAL PARTNERS VIII		04/28/2017	3	0	79,763	0	764,815	0.471
000000-00-0	GENSTAR IX OPPORTUNITIES I	WILMINGTON	DE	GENSTAR IX OPPORTUNITIES I		07/08/2019	3	0	1,685	0	1,271,123	0.211
000000-00-0	GENSTAR VIII OPPORTUNITIES FUND I	WILMINGTON	DE	GENSTAR VIII OPPORTUNITIES FUND I		10/05/2017	3	0	20,335	0	106,837	0.257
000000-00-0	GREAT HILL EQUITY PARTNERS VI LP	WILMINGTON	DE	GREAT HILL EQUITY PARTNERS VI LP		10/30/2017	3	0	160,765	0	1,232,451	0.275
000000-00-0	GREEN EQUITY INVESTORS VII LP	WILMINGTON	DE	GREEN EQUITY INVESTORS VII LP		05/12/2017	3	0	438,622	0	1,304,051	0.122
000000-00-0	GTOR FUND XII LP	WILMINGTON	DE	GTOR FUND XII LP		05/04/2018	3	0	1,858,025	0	8,599,752	0.334
000000-00-0	HARVEST PARTNERS VII LP	WILMINGTON	DE	HARVEST PARTNERS VII LP		09/28/2016	3	0	715,409	0	104,843	0.247
000000-00-0	HARVEST PARTNERS VIII LP	DES MOINES	IA	HARVEST PARTNERS VIII LP		11/27/2019	3	0	458,774	0	6,310,660	0.186
000000-00-0	HELLMAN & FRIEDMAN INVESTORS VIII	GRAND CAYMAN	CYM	HELLMAN & FRIEDMAN INVESTORS VIII		09/01/2016	3	0	16,724	0	390,756	0.137
000000-00-0	INSIGHT VENT PTNS GWTH-BUYOUT FUND	GRAND CAYMAN	CYM	INSIGHT VENT PTNS GWTH-BUYOUT FUND		05/11/2015	3	0	130,000	0	96,324	0.118
000000-00-0	INSIGHT VENTURE PARTNERS X LP	GRAND CAYMAN	CYM	INSIGHT VENTURE PARTNERS X LP		04/17/2018	3	0	730,000	0	1,023,424	0.157
000000-00-0	INSIGHT VENTURE PARTNERS XI LP	GRAND CAYMAN	CYM	INSIGHT VENTURE PARTNERS XI LP		03/25/2020	3	1,237,500	0	0	7,012,500	0.090
000000-00-0	KAYNE SENIOR CREDIT FUND IV	WILMINGTON	DE	KAYNE SENIOR CREDIT FUND IV		01/24/2020		825,000	825,000	0	3,850,000	3.058
000000-00-0	KKR GLOBAL INFRASTRUCTURE INVEST III	GRAND CAYMAN	CYM	KKR GLOBAL INFRASTRUCTURE INVEST III		12/03/2018		0	637,319	0	5,365,531	0.155
000000-00-0	MACQUARIE INFRASTRUCTURE PARTNERS IV	WILMINGTON	DE	MACQUARIE INFRASTRUCTURE PARTNERS IV		05/17/2018	3	0	347,294	0	1,270,729	0.226
000000-00-0	METALMARK CAP PARTNERS II LP	NEW YORK	NY	METALMARK CAP PARTNERS II LP		12/11/2014	3	0	7,194	0	554,906	0.863
000000-00-0	MISOUTH EQUITY PARTNERS	WILMINGTON	DE	MISOUTH EQUITY PARTNERS		09/06/2019	3	0	631,475	0	6,604,019	0.798
000000-00-0	NAUTIC PARTNERS IX LP	WILMINGTON	DE	NAUTIC PARTNERS IX LP		02/21/2020		35,015	422,096	0	0	0.318
000000-00-0	NAUTIC PARTNERS VIII LP	WILMINGTON	DE	NAUTIC PARTNERS VIII LP		12/14/2016	3	0	362,465	0	1,423,335	0.612
000000-00-0	NEW MOUNTAIN PARTNERS V	WILMINGTON	DE	NEW MOUNTAIN PARTNERS V		11/29/2017	3	0	701,383	0	3,052,011	0.129
000000-00-0	NGP NATURAL RESOURCES XI LP	IRVING	TX	NGP NATURAL RESOURCES XI LP		11/05/2014	3	0	377,457	0	555,730	0.188
000000-00-0	PEAK ROCK CAPITAL FUND II	WILMINGTON	DE	PEAK ROCK CAPITAL FUND II		01/31/2018	3	0	84,137	0	5,209,739	0.727
000000-00-0	PETERSHILL FUND II LP	NEW YORK	NY	PETERSHILL FUND II LP		01/21/2015	3	0	302,875	0	4,821,498	1.138
000000-00-0	PETERSHILL PRIVATE EQUITY LP	WILMINGTON	DE	PETERSHILL PRIVATE EQUITY LP		05/07/2018	3	0	211,911	0	6,932,958	1.188
000000-00-0	SILVER OAK SVS PARTNERS III LP	WILMINGTON	DE	SILVER OAK SVS PARTNERS III LP		11/21/2016	3	0	128,621	0	871,093	1.004
000000-00-0	STONEPEAK INFRASTRUCTURE PTNRS III	WILMINGTON	DE	STONEPEAK INFRASTRUCTURE PTNRS III		02/22/2018		0	207,288	0	4,220,365	0.133
000000-00-0	TA SUBORDINATED DEBT FUND IV LP	WILMINGTON	DE	TA SUBORDINATED DEBT FUND IV LP		02/22/2016	3	0	240,000	0	2,960,000	1.408
000000-00-0	TAILWIND CAPITAL PARTNERS III LP	WILMINGTON	DE	TAILWIND CAPITAL PARTNERS III LP		09/27/2018	3	0	160,641	0	8,438,977	0.811
000000-00-0	THOMA BRAVO FUND XII	WILMINGTON	DE	THOMA BRAVO FUND XII		05/31/2016	3	0	88,149	0	187,198	0.113

E03

STATEMENT AS OF MARCH 31, 2020 OF THE VOYA RETIREMENT INSURANCE AND ANNUITY COMPANY

**SCHEDULE BA - PART 2**

Showing Other Long-Term Invested Assets ACQUIRED AND ADDITIONS MADE During the Current Quarter

1 CUSIP Identification	2 Name or Description	3 Location		5 Name of Vendor or General Partner	6 NAIC Designation and Administrative Symbol	7 Date Originally Acquired	8 Type and Strategy	9 Actual Cost at Time of Acquisition	10 Additional Investment Made After Acquisition	11 Amount of Encumbrances	12 Commitment for Additional Investment	13 Percentage of Ownership
		City	State									
000000-00-0	THOMA BRAVO SPECIAL OPS FUND II-A LP	WILMINGTON	DE	THOMA BRAVO SPECIAL OPS FUND II-A LP		04/29/2015	3	0	96,546	0	480,532	1.661
000000-00-0	THOMAS BRAVO FUND XIII	WILMINGTON	DE	THOMAS BRAVO FUND XIII		02/14/2019	3	0	1,878,475	0	2,913,748	0.129
000000-00-0	TWO SIGMA RISK ENHANCED PREMIA FUND	WILMINGTON	DE	TWO SIGMA RISK ENHANCED PREMIA FUND		09/30/2016	4	0	4,400,000	0	0	0.338
000000-00-0	VERITAS CAPITAL FUND VI LP	WILMINGTON	DE	VERITAS CAPITAL FUND VI LP		06/15/2017	3	0	2,395,358	0	2,421,719	0.452
000000-00-0	VISTA EQUITY PARTNERS FUND VI LP	GRAND CAYMAN	CYM	VISTA EQUITY PARTNERS FUND VI LP		06/28/2016	3	0	42,803	0	780,554	0.075
000000-00-0	VISTA EQUITY PARTNERS FUND VII LP	GRAND CAYMAN	CYM	VISTA EQUITY PARTNERS FUND VII LP		01/24/2019	3	0	54,045	0	5,556,024	0.101
<b>1999999. Joint Venture Interests - Common Stock - Unaffiliated</b>								6,483,422	37,447,689	0	194,354,821	XXX
000000-00-0	Voya Institutional Plan Services, LLC	WINDSOR	CT			12/31/2019		(2,200,256)	0	0	0	100.000
<b>2099999. Joint Venture Interests - Common Stock - Affiliated</b>								(2,200,256)	0	0	0	XXX
000000-00-0	BLACKSTONE REAL ESTATE PARTNERS IX LP	WILMINGTON	DE	BLACKSTONE REAL ESTATE PARTNERS IX LP		09/23/2019		0	65,442	0	6,559,552	0.039
000000-00-0	BLACKSTONE REAL ESTATE PARTNERS VIII	WILMINGTON	DE	BLACKSTONE REAL ESTATE PARTNERS VIII		08/18/2015		0	41,602	0	560,752	0.059
000000-00-0	TPG REAL ESTATE PARTNERS III	WILMINGTON	DE	TPG REAL ESTATE PARTNERS III		09/17/2019		0	305,526	0	7,068,306	0.205
<b>2199999. Joint Venture Interests - Real Estate - Unaffiliated</b>								0	412,570	0	14,188,610	XXX
<b>4899999. Total - Unaffiliated</b>								6,483,422	47,343,340	0	219,122,314	XXX
<b>4999999. Total - Affiliated</b>								(2,200,256)	0	0	0	XXX
<b>5099999 - Totals</b>								4,283,166	47,343,340	0	219,122,314	XXX

**SCHEDULE BA - PART 3**

Showing Other Long-Term Invested Assets DISPOSED, Transferred or Repaid During the Current Quarter

1 CUSIP Identification	2 Name or Description	3 Location		5 Name of Purchaser or Nature of Disposal	6 Date Originally Acquired	7 Disposal Date	8 Book/ Adjusted Carrying Value Less Encumbrances, Prior Year	9 Change in Book/Adjusted Carrying Value						15 Book/ Adjusted Carrying Value Less Encumbrances on Disposal	16 Consid-eration	17 Foreign Exchange Gain (Loss) on Disposal	18 Realized Gain (Loss) on Disposal	19 Total Gain (Loss) on Disposal	20 Invest-ment Income
		City	State					9 Unrealized Valuation Increase (De-crease)	10 Current Year's (Depreci-ation) or (Amortiz-ation)/ Accretion	11 Current Year's Other Than Temporary Impairment Recogn-ized	12 Capital-ized Deferred Interest and Other	13 Total Change in Book/ Adjusted Carrying Value (9+10-11+12)	14 Total Foreign Exchange Change in Book/ Adjusted Carrying Value						
313603-B3-5	FNMA_90-20 R	VARIOUS	US	SALE	05/31/2018	03/26/2020	467	0	0	0	0	0	0	467	0	0	(467)	(467)	0
313603-F3-1	FNMA_90-23 R	VARIOUS	US	SALE	05/31/2018	02/25/2020	54,919	0	0	0	0	0	0	54,919	0	0	(54,919)	(54,919)	0
313603-RM-6	FNMA_90-8 R	VARIOUS	US	SALE	05/31/2018	01/27/2020	0	0	0	0	0	0	0	0	0	0	0	0	0
313603-PY-2	FNMA_90-1 R	VARIOUS	US	SALE	05/31/2018	03/26/2020	43	0	0	0	0	0	0	43	0	0	(43)	(43)	0
<b>0999999. Non-Registered Private Funds - Bonds - NAIC Designation Not Assigned by the SVO - Unaffiliated</b>								55,429	0	0	0	0	0	55,429	0	0	(55,429)	(55,429)	0
000000-00-0	OAKTREE REDF II FUND	GRAND CAYMAN	CYM	CAPITAL CONTRIBUTION	12/27/2017	03/27/2020	670,883	0	0	0	0	0	0	670,883	670,883	0	0	0	0
000000-00-0	BLACKSTONE MARKET OPPORTUNITIES FU PRVT	WILMINGTON	DE	RETURN OF CAPITAL	04/02/2007	03/27/2020	0	0	0	0	0	0	0	0	0	0	0	0	0
000000-00-0	MONITOR CLIPPER EQUITY PARTNERS II PRVT	CAMBRIDGE	MA	RETURN OF CAPITAL	12/05/2003	02/24/2020	9,166	0	0	0	0	0	0	9,166	9,166	0	0	0	0
000000-00-0	BROOKFIELD INFRASTRUCTURE FUND IV	WILMINGTON	DE	CAPITAL CONTRIBUTION	09/13/2019	03/31/2020	136,028	0	0	0	0	0	0	136,028	136,028	0	0	0	0
000000-00-0	GENSTAR CAPITAL PARTNERS IX	WILMINGTON	DE	RETURN OF CAPITAL	07/03/2019	03/31/2020	99,383	0	0	0	0	0	0	99,383	99,383	0	0	0	0
000000-00-0	GOOD HILL PARTNERS LP	WILMINGTON	DE	RETURN OF CAPITAL	06/28/2018	03/31/2020	1,183,355	0	0	0	0	0	0	1,183,355	1,183,355	0	0	0	0
000000-00-0	BRYNWOOD PARTNERS VIII LP	WILMINGTON	DE	RETURN OF CAPITAL	04/20/2018	01/15/2020	870,591	0	0	0	0	0	0	870,591	870,591	0	0	0	0
000000-00-0	QUAD-C PARTNERS IX	MINNEAPOLIS	MN	RETURN OF CAPITAL	04/26/2017	03/31/2020	10,733	0	0	0	0	0	0	10,733	10,733	0	0	0	0
000000-00-0	TWO SIGMA RISK ENHANCED PREMIA FUND	WILMINGTON	DE	SALE	09/30/2016	01/31/2020	9,392,725	(592,725)	0	0	0	(592,725)	0	8,800,000	9,506,018	0	706,018	706,018	0
000000-00-0	BLACKSTONE FI & TRADING FUND	WILMINGTON	DE	RETURN OF CAPITAL	10/11/2016	03/31/2020	1,410,619	0	0	0	0	0	0	1,410,619	1,410,619	0	0	0	0
000000-00-0	ELEMENT CAPITAL FUND	WILMINGTON	DE	RETURN OF CAPITAL	03/01/2017	01/27/2020	1,248,000	0	0	0	0	0	0	1,248,000	1,248,000	0	0	0	0
000000-00-0	TA XII-A	WILMINGTON	DE	RETURN OF CAPITAL	02/22/2016	03/31/2020	75,949	0	0	0	0	0	0	75,949	75,949	0	0	0	0
000000-00-0	GENSTAR CAPITAL PARTNERS VII	WILMINGTON	DE	RETURN OF CAPITAL	10/01/2015	03/16/2020	882,735	0	0	0	0	0	0	882,735	882,735	0	0	0	0
000000-00-0	CHAMBERS ENERGY CAPITAL III	WILMINGTON	DE	CAPITAL CONTRIBUTION	05/13/2016	03/23/2020	646,222	0	0	0	0	0	0	646,222	646,222	0	0	0	0
000000-00-0	GREAT HILL EQUITY PARTNERS V LP	WILMINGTON	DE	RETURN OF CAPITAL	04/29/2015	03/31/2020	22,560	0	0	0	0	0	0	22,560	22,560	0	0	0	0
000000-00-0	ARCLIGHT ENERGY PARTNERS FUND VI	WILMINGTON	DE	RETURN OF CAPITAL	08/14/2015	02/20/2020	193,535	0	0	0	0	0	0	193,535	193,535	0	0	0	0
000000-00-0	ENCAP ENERGY CAPITAL FUND X LP	HOUSTON	TX	CAPITAL CONTRIBUTION	03/26/2015	03/06/2020	29,305	0	0	0	0	0	0	29,305	29,305	0	0	0	0

STATEMENT AS OF MARCH 31, 2020 OF THE VOYA RETIREMENT INSURANCE AND ANNUITY COMPANY

**SCHEDULE BA - PART 3**

Showing Other Long-Term Invested Assets **DISPOSED**, Transferred or Repaid During the Current Quarter

1 CUSIP Identification	2 Name or Description	Location		5 Name of Purchaser or Nature of Disposal	6 Date Originally Acquired	7 Disposal Date	8 Book/ Adjusted Carrying Value Less Encum- brances, Prior Year	Change in Book/Adjusted Carrying Value						15 Book/ Adjusted Carrying Value Less Encum- brances on Disposal	16 Consid- eration	17 Foreign Exchange Gain (Loss) on Disposal	18 Realized Gain (Loss) on Disposal	19 Total Gain (Loss) on Disposal	20 Invest- ment Income	
		3 City	4 State					9 Unrealized Valuation Increase (De- crease)	10 Current Year's (Depre- ciation) or (Amorti- zation)/ Accretion	11 Current Year's Other Than Temporary Impair- ment Recogn- ized	12 Capital- ized Deferred Interest and Other	13 Total Change in Book/ Adjusted Carrying Value (9+10- 11+12)	14 Total Foreign Exchange Change in Book/ Adjusted Carrying Value							
000000-00-0	FEL CAPITAL PARTNERS IV LP	SAN FRANCISCO	CA	RETURN OF CAPITAL	03/25/2015	03/19/2020	383,313	0	0	0	0	0	0	383,313	383,313	0	0	0	0	
000000-00-0	BROOKFIELD INFRASTRUCTURE FUND III B	WILMINGTON	DE	RETURN OF CAPITAL	05/16/2016	03/26/2020	49,363	0	0	0	0	0	0	49,363	49,363	0	0	0	0	
000000-00-0	HBK MULTI-STRATEGY FUND	DALLAS	TX	RETURN OF CAPITAL	07/01/2014	02/29/2020	504,917	0	0	0	0	0	0	504,917	504,917	0	0	0	0	
000000-00-0	METALMARK CAP PARTNERS II LP	NEW YORK	NY	RETURN OF CAPITAL	12/11/2014	03/17/2020	412,203	0	0	0	0	0	0	412,203	412,203	0	0	0	0	
000000-00-0	BLACKSTONE STRAT OPP OFFSHORE FUND	NEW YORK	NY	RETURN OF CAPITAL	05/01/2014	03/31/2020	47,676	0	0	0	0	0	0	47,676	47,676	0	0	0	0	
000000-00-0	KINDERHOOK CAPITAL FUND V-B	WILMINGTON	DE	RETURN OF CAPITAL	12/19/2017	03/23/2020	119,413	0	0	0	0	0	0	119,413	119,413	0	0	0	0	
000000-00-0	BLACKSTONE STRATEGIC OPPORTUNITIES FUND	NEW YORK	NY	RETURN OF CAPITAL	02/28/2017	03/23/2020	33,219	0	0	0	0	0	0	33,219	33,219	0	0	0	0	
000000-00-0	EQT INFRASTRUCTURE III	LUXEMBOURG	LUX	SALE	10/25/2017	03/31/2020	0	0	0	0	0	0	0	0	19,874	19,874	0	19,874	0	
000000-00-0	CLEARLAKE CAPITAL PARTNERS V	WILMINGTON	DE	RETURN OF CAPITAL	02/01/2018	03/03/2020	62,593	0	0	0	0	0	0	62,593	62,593	0	0	0	0	
<b>1999999. Joint Venture Interests - Common Stock - Unaffiliated</b>							18,494,486	(592,725)	0	0	0	(592,725)	0	17,901,761	18,627,653	19,874	706,018	725,892	0	
000000-00-0	POMONA VOYA HOLDINGS IV LP	WILMINGTON	DE	RETURN OF CAPITAL	05/31/2018	02/21/2020	40,638	0	0	0	0	0	0	40,638	40,638	0	0	0	0	
000000-00-0	POMONA CAPITAL IX LP	WILMINGTON	DE	RETURN OF CAPITAL	02/08/2018	03/09/2020	378,749	0	0	0	0	0	0	378,749	378,749	0	0	0	0	
<b>2099999. Joint Venture Interests - Common Stock - Affiliated</b>							419,387	0	0	0	0	0	0	419,387	419,387	0	0	0	0	0
000000-00-0	BLACKSTONE REAL ESTATE PARTNERS IX LP	WILMINGTON	DE	RETURN OF CAPITAL	09/23/2019	03/03/2020	8,359	0	0	0	0	0	0	8,359	8,359	0	0	0	0	
000000-00-0	200 CONNECTICUT AVENUE	WILMINGTON	DE	RETURN OF CAPITAL	09/27/2019	02/25/2020	4,024,047	0	0	0	0	0	0	4,024,047	4,024,047	0	0	0	0	
000000-00-0	BLACKSTONE REAL ESTATE PARTNERS VIII	WILMINGTON	DE	RETURN OF CAPITAL	08/18/2015	03/02/2020	96,109	0	0	0	0	0	0	96,109	96,109	0	0	0	0	
<b>2199999. Joint Venture Interests - Real Estate - Unaffiliated</b>							4,128,515	0	0	0	0	0	0	4,128,515	4,128,515	0	0	0	0	0
<b>4899999. Total - Unaffiliated</b>							22,678,430	(592,725)	0	0	0	(592,725)	0	22,085,705	22,756,168	19,874	650,589	670,463	0	
<b>4999999. Total - Affiliated</b>							419,387	0	0	0	0	0	0	419,387	419,387	0	0	0	0	0
<b>5099999 - Totals</b>							23,097,817	(592,725)	0	0	0	(592,725)	0	22,505,092	23,175,555	19,874	650,589	670,463	0	



STATEMENT AS OF MARCH 31, 2020 OF THE VOYA RETIREMENT INSURANCE AND ANNUITY COMPANY

**SCHEDULE D - PART 3**

Show All Long-Term Bonds and Stock Acquired During the Current Quarter

1	2	3	4	5	6	7	8	9	10
CUSIP Identification	Description	Foreign	Date Acquired	Name of Vendor	Number of Shares of Stock	Actual Cost	Par Value	Paid for Accrued Interest and Dividends	NAIC Designation and Administrative Symbol
912828-25-2	TREASURY NOTE		02/05/2020	WACHOVIA CAPITAL MARKETS LLC		9,961,719	10,000,000	2,266	1
<b>0599999. Subtotal - Bonds - U.S. Governments</b>						9,961,719	10,000,000	2,266	XXX
46513J-B3-4	ISRAEL (STATE OF)	D.	03/31/2020	CITIGROUP GLOBAL MARKETS INC		3,000,000	3,000,000	0	1FE
718286-C6-0	PHILIPPINES (REPUBLIC OF)	D.	03/18/2020	VARIOUS		2,898,000	2,800,000	19,250	2FE
EK8021-05-8	PETRONAS CAPITAL LTD	D.	03/18/2020	GOLDMAN SACHS & CO		1,018,000	1,000,000	250	1FE
<b>1099999. Subtotal - Bonds - All Other Governments</b>						6,916,000	6,800,000	19,500	XXX
30711X-SR-1	CAS_18-C06		03/17/2020	HFD NOMURA SECURITIES INC		8,055,000	9,000,000	21,429	3
30711X-AT-1	CAS_2015_C01		02/21/2020	ROBERT W. BAIRD & CO., INC.		310,607	290,531	0	1
30711X-C3-6	CAS_18-C02		03/17/2020	VARIOUS		21,993,717	23,238,575	47,876	2
30711X-DD-3	CAS_16-C04		01/16/2020	AMHERST PIERPONT		489,621	450,858	1,967	1
30711X-DK-7	CAS_16-C05		03/17/2020	VARIOUS		16,796,780	18,257,370	70,882	1
30711X-DS-0	CAS_16-C06		03/23/2020	MESIROW FINANCIAL		4,433,000	6,200,000	28,339	1
30711X-GP-3	CAS_17-C02		03/13/2020	AMHERST PIERPONT		2,940,000	3,000,000	9,234	1
30711X-JX-3	CAS_17-C03		03/11/2020	HFD NOMURA SECURITIES INC		3,196,973	3,189,000	6,968	1
30711X-NV-2	CAS_17-C05		01/10/2020	BANK OF AMERICA SECURITIES LLC		10,183,984	10,000,000	21,069	1
30711X-NX-8	CAS_17-C05		03/11/2020	VARIOUS		4,108,124	4,139,167	7,480	1
30711X-P6-3	CAS_18-C04		03/17/2020	HFD NOMURA SECURITIES INC		20,444,188	22,700,000	60,574	3
30711X-SX-3	CAS_17-C06		03/13/2020	AMHERST PIERPONT		4,264,682	4,396,579	11,353	2
30711X-Y2-4	CAS_18-C05		03/18/2020	VARIOUS		19,150,281	21,550,000	55,890	2
30711X-YX-6	CAS_18-C01		03/09/2020	VARIOUS		42,027,771	41,901,000	67,736	2
31325X-U9-9	FHSTR_365		02/14/2020	J.P. MORGAN SECURITIES, INC.		14,268,863	0	201,541	1FE
31325X-VH-0	FHSTR_365		01/15/2020	J.P. MORGAN SECURITIES, INC.		7,081,985	0	103,198	1FE
3136A1-XZ-3	FINMA_11-107		03/23/2020	J.P. MORGAN SECURITIES, INC.		3,347,537	0	65,026	1FE
3136A9-FK-9	FINMA_12-111		03/01/2020	CAPITALIZED INTEREST		14,417	14,417	0	1FE
3136AE-SE-8	FINMA_13-61		01/14/2020	MORGAN STANLEY & CO. INC.		340,221	0	5,915	1FE
3136AL-FG-1	FINMA_14-66		03/01/2020	CAPITALIZED INTEREST		43,308	43,308	0	1FE
3136AQ-Z2-2	FINMA_16-4		03/17/2020	MORGAN STANLEY & CO. INC.		11,322,408	0	171,574	1FE
3136AQ-KZ-2	FINMA_15-79A		03/23/2020	J.P. MORGAN SECURITIES, INC.		1,471,706	0	30,428	1FE
3136AU-AG-3	FINMA_17-8		03/24/2020	MORGAN STANLEY & CO. INC.		10,234,346	0	0	1FE
3136AU-BA-8	FINMA_16-82		03/20/2020	MORGAN STANLEY & CO. INC.		12,186,331	0	0	1FE
3136AV-5K-1	FINMA_17-23		03/23/2020	J.P. MORGAN SECURITIES, INC.		2,502,578	0	52,572	1FE
3136AV-JE-0	FINMA_17-4		03/23/2020	J.P. MORGAN SECURITIES, INC.		1,759,656	0	38,014	1FE
3136B3-VP-2	FINMA_18-93		01/21/2020	J.P. MORGAN SECURITIES, INC.		5,347,854	0	109,985	1FE
3137A0-XK-6	FHLMC_3714		03/01/2020	CAPITALIZED INTEREST		60,105	60,105	0	1FE
3137A2-AG-6	FHLMC_3745		03/01/2020	CAPITALIZED INTEREST		36,171	36,171	0	1FE
3137AC-KF-5	FHLMC_3876		03/23/2020	J.P. MORGAN SECURITIES, INC.		1,075,585	0	8,562	1FE
3137AE-UP-8	FHLMC_3914D		03/23/2020	J.P. MORGAN SECURITIES, INC.		880,748	0	6,991	1FE
3137AX-JA-2	FHLMC_4155		01/14/2020	MORGAN STANLEY & CO. INC.		837,376	0	11,708	1FE
3137AX-K8-5	FHLMC_4151		01/14/2020	MORGAN STANLEY & CO. INC.		684,405	0	9,829	1FE
3137AY-3X-7	FHLMC_4150		01/14/2020	MORGAN STANLEY & CO. INC.		1,264,083	0	17,674	1FE
3137B1-MD-1	FHLMC_4198		01/14/2020	MORGAN STANLEY & CO. INC.		324,802	0	6,131	1FE
3137BA-P7-1	FHLMC_4341		03/01/2020	CAPITALIZED INTEREST		41,866	41,866	0	1FE
3137BB-2P-4	FHLMC_4338		03/01/2020	CAPITALIZED INTEREST		170,532	170,532	0	1FE
3137BG-VR-7	FHLMC_4453		03/01/2020	CAPITALIZED INTEREST		54,469	54,469	0	1FE
3137BM-CE-4	FHLMC_4541		01/21/2020	J.P. MORGAN SECURITIES, INC.		2,755,957	0	45,338	1FE
3137BP-FF-1	FHLMC_4585		03/30/2020	CREDIT SUISSE SECURITIES (USA) LLC		5,138,126	0	63,761	1FE
3137BS-SR-5	FHLMC_4634		03/01/2020	CAPITALIZED INTEREST		90,403	90,403	0	1FE
3137F1-XF-0	FHLMC_4698		03/01/2020	CAPITALIZED INTEREST		16,049	16,049	0	1FE
3137FB-YH-3	FHLMC_4737		01/22/2020	MORGAN STANLEY & CO. INC.		2,498,028	0	45,025	1FE
3137FE-VJ-6	FHLMC_4800		03/01/2020	VARIOUS		11,117,089	10,323,525	9,116	1FE
3137G0-AM-1	STACR_14-DN1		03/13/2020	BANK OF AMERICA SECURITIES LLC		35,032,813	35,000,000	125,088	1
3137G0-Q0-5	STACR_17-DNA3		03/17/2020	BNP PARIBAS SECURITIES CORP		3,384,300	3,890,000	10,256	1
31395B-5X-7	FINMA_06-32		03/23/2020	J.P. MORGAN SECURITIES, INC.		2,127,007	0	44,589	1FE
31396Y-BA-9	FINMA_07-117		03/23/2020	J.P. MORGAN SECURITIES, INC.		679,327	0	14,906	1FE
31396Y-KY-7	FINMA_08-10		03/23/2020	J.P. MORGAN SECURITIES, INC.		721,292	0	15,444	1FE
31397P-NN-6	FHLMC_3400		03/23/2020	J.P. MORGAN SECURITIES, INC.		1,084,340	0	8,364	1FE
31397Q-3A-4	FINMA_10-149A		03/23/2020	J.P. MORGAN SECURITIES, INC.		2,506,465	0	47,039	1FE
31397U-PB-7	FINMA_11-53		02/19/2020	J.P. MORGAN SECURITIES, INC.		2,007,399	0	33,091	1FE
31397Y-SP-7	FHLMC_3501		03/23/2020	J.P. MORGAN SECURITIES, INC.		904,492	0	6,793	1FE
31398E-PY-4	FHLMC_3549		03/23/2020	J.P. MORGAN SECURITIES, INC.		128,696	0	1,310	1FE
31398G-3F-4	FINMA_10-3D		03/23/2020	J.P. MORGAN SECURITIES, INC.		935,206	0	20,724	1FE

E04

STATEMENT AS OF MARCH 31, 2020 OF THE VOYA RETIREMENT INSURANCE AND ANNUITY COMPANY

**SCHEDULE D - PART 3**

Show All Long-Term Bonds and Stock Acquired During the Current Quarter

1	2	3	4	5	6	7	8	9	10
CUSIP Identification	Description	Foreign	Date Acquired	Name of Vendor	Number of Shares of Stock	Actual Cost	Par Value	Paid for Accrued Interest and Dividends	NAIC Designation and Administrative Symbol
31398G-YZ-6	FNMA_10-88		.03/23/2020	J.P. MORGAN SECURITIES, INC.		.761,080	.0	16,861	1FE
31398K-CC-2	FHLMC_3582		.03/23/2020	J.P. MORGAN SECURITIES, INC.		1,152,474	.0	8,566	1FE
31418D-LT-7	FNMA_30YR UMBS		.01/13/2020	MIZUHO SECURITIES USA INC		45,822,656	45,000,000	48,750	1FE
35563T-AB-7	STACR_18-DNA2		.02/13/2020	VARIOUS		57,500,724	56,596,000	69,819	2Z
35563X-AH-5	STACR_2018-HQA2		.03/17/2020	HFD NOMURA SECURITIES INC		19,010,232	21,602,536	54,196	2Z
38375B-ES-7	GNMA_10-H18-IF		.03/01/2020	CAPITALIZED INTEREST		10,098	.0	.0	1FE
38375B-JL-7	GNMA_10-H27		.03/01/2020	CAPITALIZED INTEREST		2,202	.0	.0	1FE
38376R-HY-5	GNMA_15-H24		.01/01/2020	CAPITALIZED INTEREST		930	.0	.0	1FE
38376R-SL-1	GNMA_16-H06		.01/01/2020	CAPITALIZED INTEREST		9,337	.0	.0	1FE
38376R-VS-2	GNMA_16-H13		.01/01/2020	CAPITALIZED INTEREST		400	.0	.0	1FE
38377M-F5-0	GNMA_10-147		.02/13/2020	CREDIT SUISSE SECURITIES (USA) LLC		11,344	.0	240	1FE
38378B-AX-7	GNMA_11-161		.03/01/2020	CAPITALIZED INTEREST		4,818	4,818	.0	1FE
38378B-CC-1	GNMA_12-1		.03/01/2020	CAPITALIZED INTEREST		18,374	18,374	.0	1FE
38378B-CP-2	GNMA_12-2		.03/01/2020	CAPITALIZED INTEREST		4,735	4,735	.0	1FE
38378B-DK-2	GNMA_12-19		.03/01/2020	CAPITALIZED INTEREST		4,792	4,792	.0	1FE
38378B-EQ-8	GNMA_12-28		.03/01/2020	CAPITALIZED INTEREST		4,344	4,344	.0	1FE
38378B-SW-0	GNMA_12-46		.03/01/2020	CAPITALIZED INTEREST		4,568	4,568	.0	1FE
38378K-A3-3	GNMA_13-108		.03/01/2020	CAPITALIZED INTEREST		50,835	50,835	.0	1FE
38378K-P8-4	GNMA_13-118		.03/01/2020	CAPITALIZED INTEREST		80,216	80,216	.0	1FE
38378N-2Y-8	GNMA_14-75		.03/01/2020	CAPITALIZED INTEREST		118,516	118,516	.0	1FE
38378N-3Z-4	GNMA_14-75		.03/01/2020	CAPITALIZED INTEREST		160,947	160,947	.0	1FE
38378N-60-1	GNMA_14-93		.03/01/2020	CAPITALIZED INTEREST		183,695	183,695	.0	1FE
38378N-DL-4	GNMA_13-145		.03/01/2020	CAPITALIZED INTEREST		137,697	137,697	.0	1FE
38378N-F8-1	GNMA_14-50		.03/01/2020	CAPITALIZED INTEREST		128,608	128,608	.0	1FE
38378N-G9-8	GNMA_14-50		.03/01/2020	CAPITALIZED INTEREST		54,384	54,384	.0	1FE
38378N-U8-4	GNMA_14-52		.03/01/2020	CAPITALIZED INTEREST		72,491	72,491	.0	1FE
38378P-6Z-6	GNMA_14-8		.03/01/2020	CAPITALIZED INTEREST		82,510	82,510	.0	1FE
38378X-G6-2	GNMA_14-168		.03/01/2020	CAPITALIZED INTEREST		152,263	152,263	.0	1FE
38378X-S9-3	GNMA_14-189		.03/01/2020	CAPITALIZED INTEREST		70,326	70,326	.0	1FE
38378X-SN-2	GNMA_14-134		.03/01/2020	CAPITALIZED INTEREST		15,125	15,125	.0	1FE
38378X-SZ-5	GNMA_14-150		.03/01/2020	CAPITALIZED INTEREST		212,741	212,741	.0	1FE
38378X-VM-0	GNMA_14-155		.03/01/2020	CAPITALIZED INTEREST		205,025	205,025	.0	1FE
38378X-YC-9	GNMA_14-169		.03/01/2020	CAPITALIZED INTEREST		110,686	110,686	.0	1FE
38379J-O9-5	GNMA_15-35		.03/01/2020	CAPITALIZED INTEREST		18,272	18,272	.0	1FE
38379K-3D-8	GNMA_15-174		.03/01/2020	CAPITALIZED INTEREST		18,609	18,609	.0	1FE
38379K-5Y-0	GNMA_15-163		.03/01/2020	CAPITALIZED INTEREST		38,767	38,767	.0	1FE
38379K-A8-1	GNMA_15-114		.03/01/2020	CAPITALIZED INTEREST		42,757	42,757	.0	1FE
38379K-F8-6	GNMA_15-120		.03/01/2020	CAPITALIZED INTEREST		21,676	21,676	.0	1FE
38379K-G0-5	GNMA_15-58		.03/01/2020	CAPITALIZED INTEREST		44,789	44,789	.0	1FE
38379K-J6-6	GNMA_15-130		.03/01/2020	CAPITALIZED INTEREST		28,629	28,629	.0	1FE
38379K-K0-0	GNMA_15-59		.03/01/2020	CAPITALIZED INTEREST		31,949	31,949	.0	1FE
38379K-L6-3	GNMA_15-128		.03/01/2020	CAPITALIZED INTEREST		59,831	59,831	.0	1FE
38379K-RH-3	GNMA_15-71		.03/01/2020	CAPITALIZED INTEREST		72,683	72,683	.0	1FE
38379K-IV-6	GNMA_15-97		.03/01/2020	CAPITALIZED INTEREST		41,731	41,731	.0	1FE
38379K-X5-2	GNMA_15-145		.03/01/2020	CAPITALIZED INTEREST		79,036	79,036	.0	1FE
38379L-EG-7	GNMA_15-39		.03/01/2020	CAPITALIZED INTEREST		18,970	18,970	.0	1FE
38379R-6V-0	GNMA_17-138		.03/01/2020	CAPITALIZED INTEREST		7,215	7,215	.0	1FE
38379R-CB-7	GNMA_15-188		.03/01/2020	CAPITALIZED INTEREST		18,846	18,846	.0	1FE
38379R-VS-9	GNMA_17-71		.03/01/2020	CAPITALIZED INTEREST		64,183	64,183	.0	1FE
38379U-AH-9	GNMA_15-18		.03/01/2020	CAPITALIZED INTEREST		36,490	36,490	.0	1FE
38379U-FK-7	GNMA_16-30		.03/01/2020	CAPITALIZED INTEREST		29,615	29,615	.0	1FE
38379U-HX-0	GNMA_16-52		.03/01/2020	CAPITALIZED INTEREST		13,991	13,991	.0	1FE
38379U-ZB-5	GNMA_16-102		.03/01/2020	CAPITALIZED INTEREST		47,697	47,697	.0	1FE
38380J-DV-7	GNMA_17-168		.03/01/2020	CAPITALIZED INTEREST		49,366	49,366	.0	1FE
38380J-HV-3	GNMA_17-181		.03/01/2020	CAPITALIZED INTEREST		46,077	46,077	.0	1FE
38380M-F5-5	GNMA_19-8		.03/01/2020	CAPITALIZED INTEREST		91,857	91,857	.0	1FE
38380M-LC-3	GNMA_18-123		.03/01/2020	CAPITALIZED INTEREST		101,138	101,138	.0	1FE
38380M-YS-4	GNMA_18-170		.03/01/2020	CAPITALIZED INTEREST		77,226	77,226	.0	1FE
3199999	Subtotal - Bonds - U.S. Special Revenues					432,133,642	344,231,557	1,939,221	XXX
00217L-AE-2	AREIT_19-CRE3		.03/31/2020	WACHOVIA CAPITAL MARKETS LLC		1,200,000	1,500,000	1,597	1FE
00217L-AG-7	AREIT_19-CRE3		.03/31/2020	WACHOVIA CAPITAL MARKETS LLC		1,117,500	1,500,000	1,845	1FE

STATEMENT AS OF MARCH 31, 2020 OF THE VOYA RETIREMENT INSURANCE AND ANNUITY COMPANY

**SCHEDULE D - PART 3**

Show All Long-Term Bonds and Stock Acquired During the Current Quarter

1	2	3	4	5	6	7	8	9	10
CUSIP Identification	Description	Foreign	Date Acquired	Name of Vendor	Number of Shares of Stock	Actual Cost	Par Value	Paid for Accrued Interest and Dividends	NAIC Designation and Administrative Symbol
010392-FG-8	ALABAMA POWER COMPANY		03/16/2020	ROBERT W. BAIRD & CO., INC.		2,137,020	2,000,000	14,350	1FE
02151G-AA-5	CWALT_07-24 A1		02/01/2020	CAPITALIZED INTEREST		0	791	0	1FM
02151G-AD-9	CWA_07-24 A4		02/01/2020	CAPITALIZED INTEREST		0	791	0	1FM
026874-DM-6	AMERICAN INTERNATIONAL GROUP INC		03/18/2020	CREDIT SUISSE SECURITIES (USA) LLC		3,200,000	4,000,000	107,972	2FE
03066F-AH-4	AMCAR_17-4		03/20/2020	BANK OF AMERICA SECURITIES LLC		454,688	500,000	257	1FE
03066L-AG-3	AMCAR_18-2		03/25/2020	BANK OF AMERICA SECURITIES LLC		477,750	600,000	602	2FE
043178-BS-6	ARTHUR J GALLAGHER & CO		01/30/2020	PRIVATE DIRECT		4,900,000	4,900,000	0	2Z
04410C-AG-4	AHT1_18-KEYS		01/24/2020	BANK OF AMERICA SECURITIES LLC		3,995,000	4,000,000	4,516	1FM
04621X-AK-4	ASSURANT INC		03/18/2020	BTIG, LLC		2,400,000	3,000,000	100,917	3FE
052769-AG-1	AUTODESK INC		01/07/2020	CITIGROUP GLOBAL MARKETS INC		6,984,250	7,000,000	0	2FE
05492T-BF-6	BBOMS_20-C6		01/30/2020	BARCLAYS CAPITAL INC		6,757,454	6,542,500	12,066	1FE
056059-AS-7	BX_18-IND		03/18/2020	CITIGROUP GLOBAL MARKETS INC		1,136,625	1,400,000	536	1FM
056070-AU-2	BX_20-BXLP		01/23/2020	CITIGROUP GLOBAL MARKETS INC		7,000,000	7,000,000	0	2FE
059523-AX-8	BAFC_07-5 7A1		01/01/2020	CAPITALIZED INTEREST		0	1,320	0	3FM
06539U-AA-4	BANK_19-BNK16		01/27/2020	WACHOVIA CAPITAL MARKETS LLC		4,375,425	5,000,000	4,167	2FE
065402-AJ-8	BANK_19-BN18		01/31/2020	CITIGROUP GLOBAL MARKETS INC		5,600,625	6,000,000	1,500	1FM
06540A-AM-3	BANK_19-BN20		01/07/2020	MORGAN STANLEY & CO. INC.		1,129,304	1,290,000	717	1FM
06540B-AJ-8	BANK_19-BN21		01/07/2020	MORGAN STANLEY & CO. INC.		2,644,219	3,000,000	1,667	1FM
06540R-AU-8	BANK_17-BNK9		02/12/2020	CREDIT SUISSE SECURITIES (USA) LLC		2,745,352	3,000,000	3,033	1FM
06650A-AK-3	BANK_17-BNK8		03/30/2020	BREAN CAPITAL LLC		1,348,594	1,750,000	0	1FM
08162M-BD-9	BMARK_20-B17		03/03/2020	J.P. MORGAN SECURITIES, INC.		4,119,982	4,000,000	8,614	1FE
09522*-AA-8	BLUE AND GOLD TENANT LLC		01/22/2020	PRIVATE DIRECT		7,500,000	7,500,000	0	1PL
12515B-AR-9	CD_19-C08		01/07/2020	MORGAN STANLEY & CO. INC.		1,831,328	2,000,000	1,333	1FM
12529A-AG-9	CFK_20-MF2		03/05/2020	CANTOR FITZGERALD		3,089,930	3,000,000	4,465	2FE
12593Q-BH-2	COMM_15_CR26		03/30/2020	J.P. MORGAN SECURITIES, INC.		4,673,438	5,000,000	0	1FM
12597N-AC-7	CSAIL_20-C19		03/11/2020	CREDIT SUISSE SECURITIES (USA) LLC		1,665,084	2,000,000	4,028	2FE
12597N-AE-3	CSAIL_20-C19		03/11/2020	CREDIT SUISSE SECURITIES (USA) LLC		2,295,369	3,000,000	6,042	2FE
12647G-CM-8	CSMC_13-1VR4		03/31/2020	WACHOVIA CAPITAL MARKETS LLC		1,745,548	1,793,755	174	1FM
12648A-AY-6	CSMC_14-1VR1		03/31/2020	WACHOVIA CAPITAL MARKETS LLC		1,313,346	1,337,590	137	1FM
12648A-AZ-3	CSMC_14-1VR1		03/31/2020	WACHOVIA CAPITAL MARKETS LLC		1,137,474	1,170,391	120	1FM
12650U-BA-8	CSMLT_15-3		03/26/2020	WACHOVIA CAPITAL MARKETS LLC		2,306,824	2,713,910	8,072	1FM
12653V-AL-0	CSMC_19-1CE4		03/25/2020	MORGAN STANLEY & CO. INC.		1,427,500	2,000,000	2,236	4FE
14315X-AC-2	CARIX_20-1		01/14/2020	BANK OF AMERICA SECURITIES LLC		7,498,529	7,500,000	0	1FE
14448C-AA-2	CARRIER GLOBAL CORP		02/13/2020	MORGAN STANLEY & CO. INC.		3,499,720	3,500,000	0	2FE
14448C-AB-0	CARRIER GLOBAL CORP		02/13/2020	GOLDMAN SACHS & CO		7,999,680	8,000,000	0	2FE
14448C-AH-7	CARRIER GLOBAL CORP		02/13/2020	J.P. MORGAN SECURITIES, INC.		2,000,000	2,000,000	0	2FE
15506#-AA-1	CENTRAL RIVERS POWER US LLC		01/28/2020	PRIVATE DIRECT		7,500,000	7,500,000	0	2PL
171798-AE-1	CIMAREX ENERGY CO.		03/31/2020	BANK OF AMERICA SECURITIES LLC		2,603,125	3,850,000	7,741	2FE
17325D-AL-7	CGOMT_16-P5		01/08/2020	BARCLAYS CAPITAL INC		2,785,195	3,000,000	2,250	1FM
191216-CP-3	COCA-COLA COMPANY (THE)		03/20/2020	BANK OF AMERICA SECURITIES LLC		1,497,360	1,500,000	0	1FE
191216-CQ-1	COCA-COLA COMPANY (THE)		03/20/2020	BANK OF AMERICA SECURITIES LLC		1,987,160	2,000,000	0	1FE
20049A-AG-3	COMM_20-CBM		01/30/2020	DEUTSCHE BANK SECURITIES, INC.		3,067,006	3,000,000	3,632	2FE
20049A-AH-1	COMM_20-CBM		02/04/2020	VARIOUS		6,234,795	6,223,000	7,534	2FE
20753M-AF-5	CAS_19-R03		03/05/2020	MORGAN STANLEY & CO. INC.		5,868,596	5,858,984	7,991	2FM
20753Q-AE-9	CAS_18-R07		03/18/2020	BANK OF AMERICA SECURITIES LLC		4,230,610	4,592,250	12,328	1FM
20753T-AB-9	CAS_19-R04		02/21/2020	ROBERT W. BAIRD & CO., INC.		439,537	435,000	0	3FM
210518-DH-6	CONSUMERS ENERGY COMPANY		03/17/2020	BARCLAYS CAPITAL INC		4,980,300	5,000,000	0	1FE
212015-AS-0	CONTINENTAL RESOURCES INC		03/31/2020	BANK OF AMERICA SECURITIES LLC		2,185,500	4,700,000	43,981	3FE
247361-ZN-1	DELTA AIR LINES INC		03/26/2020	SEAPORT GROUP		2,632,500	3,250,000	63,589	2FE
25755T-AE-0	DPABS_15-1A		03/18/2020	BARCLAYS CAPITAL INC		909,927	965,000	6,596	2FE
278865-BE-9	ECOLAB INC		03/20/2020	CREDIT SUISSE SECURITIES (USA) LLC		1,998,120	2,000,000	0	1FE
29364U-BB-3	ENTERGY LOUISIANA LLC		03/26/2020	BNP PARIBAS SECURITIES CORP		4,533,885	4,500,000	15,750	1FE
29429E-AJ-0	CGOMT_16-P4		03/31/2020	J.P. MORGAN SECURITIES, INC.		3,247,119	3,750,000	352	1FM
30161N-AX-9	EXELON CORP		03/30/2020	J.P. MORGAN SECURITIES, INC.		1,995,880	2,000,000	0	2FE
30161N-AY-7	EXELON CORP		03/30/2020	J.P. MORGAN SECURITIES, INC.		998,860	1,000,000	0	2FE
30231G-BF-8	EXXON MOBIL CORP		03/17/2020	CITIGROUP GLOBAL MARKETS INC		5,000,000	5,000,000	0	1FE
30311K-AC-0	FR FLOW CONTROL CB LLC		02/14/2020	PRIVATE DIRECT		2,989,631	3,008,880	0	4FE
30311K-AD-8	FR FLOW CONTROL CB LLC		02/14/2020	PRIVATE DIRECT		1,168,477	1,176,000	0	3FE
33851Y-AC-0	FSMT_20-11NV		02/14/2020	BANK OF AMERICA SECURITIES LLC		5,071,875	5,000,000	11,250	1FE
34531M-AB-4	FORDL_20-A		01/22/2020	BARCLAYS CAPITAL INC		8,999,492	9,000,000	0	1FE
35563K-AH-3	STACR_19-DNA1		03/20/2020	BANK OF AMERICA SECURITIES LLC		3,020,000	4,000,000	13,305	1Z

STATEMENT AS OF MARCH 31, 2020 OF THE VOYA RETIREMENT INSURANCE AND ANNUITY COMPANY

**SCHEDULE D - PART 3**

Show All Long-Term Bonds and Stock Acquired During the Current Quarter

1	2	3	4	5	6	7	8	9	10
CUSIP Identification	Description	Foreign	Date Acquired	Name of Vendor	Number of Shares of Stock	Actual Cost	Par Value	Paid for Accrued Interest and Dividends	NAIC Designation and Administrative Symbol
36192K-AY-3	GSMS_12-GCJ7		03/12/2020	BTIG, LLC		2,500,586	2,500,000	5,922	1FM
36253X-AN-5	GSMS_17-500K		03/17/2020	BANK OF AMERICA SECURITIES LLC		3,096,656	3,350,000	821	1FM
362570-AF-3	GSMS_19-PJ3		03/18/2020	GOLDMAN SACHS & CO		6,336,166	6,416,371	11,852	1FM
36258F-AA-7	GSMS_20-PJ1		01/16/2020	GOLDMAN SACHS & CO		6,117,188	6,000,000	13,417	1FE
36258F-AF-6	GSMS_20-PJ1		03/16/2020	GOLDMAN SACHS & CO		3,431,983	3,459,006	5,717	1FE
36258F-AH-2	GSMS_20-PJ1		01/16/2020	GOLDMAN SACHS & CO		6,195,717	6,000,000	13,417	1FE
36258Y-AS-7	GSMS_20-GC45		01/10/2020	GOLDMAN SACHS & CO		6,136,478	6,208,000	16,096	1FE
36258Y-AU-2	GSMS_20-GC45		01/10/2020	GOLDMAN SACHS & CO		4,131,905	4,303,000	11,156	2FE
36259K-AB-3	GMALT_20-1		02/10/2020	J.P. MORGAN SECURITIES, INC.		9,999,580	10,000,000	0	1FE
36262D-AA-6	GSMS_20-PJ2		02/18/2020	GOLDMAN SACHS & CO		7,161,875	7,000,000	18,375	1FE
36418A-BV-8	GFMT_19-2		03/27/2020	CANTOR FITZGERALD		1,288,384	1,485,169	4,703	1FM
369550-BH-0	GENERAL DYNAMICS CORPORATION		03/23/2020	BANK OF AMERICA SECURITIES LLC		1,976,600	2,000,000	0	1FE
369550-BJ-6	GENERAL DYNAMICS CORPORATION		03/23/2020	BANK OF AMERICA SECURITIES LLC		1,477,950	1,500,000	0	1FE
39813H-AA-9	GRIDFLEX GENERATION LLC		01/01/2020	CAPITALIZED INTEREST		38	38	0	2PL
42809H-AH-0	HESS CORP		03/27/2020	BARCLAYS CAPITAL INC		1,260,940	1,882,000	54,578	3FE
44974A-AG-2	IMTT_17-APTS		03/20/2020	KEYBANC CAPITAL MARKETS INC.		1,545,409	1,807,496	748	1FM
46591N-BH-9	JPMIT_20-LTV1		01/16/2020	J.P. MORGAN SECURITIES, INC.		6,602,578	6,500,000	18,326	1FE
46591T-AC-8	JPMIT_20-2		02/19/2020	J.P. MORGAN SECURITIES, INC.		4,094,375	4,000,000	10,500	1FE
46591T-AE-4	JPMIT_20-2		02/19/2020	J.P. MORGAN SECURITIES, INC.		1,739,119	0	55,358	1FE
46591T-BN-3	JPMIT_20-2		02/19/2020	J.P. MORGAN SECURITIES, INC.		149,726	0	5,280	1FE
46591V-BD-0	JPMIT_20-INV1		02/20/2020	J.P. MORGAN SECURITIES, INC.		7,769,175	0	25,848	1FE
46640J-AE-7	JPMCC_13-C13		03/31/2020	BTIG, LLC		1,165,781	1,500,000	166	1FM
46651B-AC-4	JPMIT_19-6		03/17/2020	CANTOR FITZGERALD		6,170,986	6,223,497	10,891	1FM
46651W-AE-4	JPMCC_20-LOOP		01/16/2020	J.P. MORGAN SECURITIES, INC.		8,239,960	8,000,000	3,248	1FE
46651W-AG-9	JPMCC_20-LOOP		01/16/2020	J.P. MORGAN SECURITIES, INC.		8,224,712	8,000,000	3,432	2FE
46651X-AJ-1	JPMIT_20-1		01/24/2020	J.P. MORGAN SECURITIES, INC.		7,354,129	7,000,000	19,736	1FE
46651Y-AC-4	JPMIT_19-9		03/25/2020	J.P. MORGAN SECURITIES, INC.		935,424	959,409	2,425	1FM
482598-AN-9	KNDL_19-KNSQ		03/18/2020	BANK OF AMERICA SECURITIES LLC		4,535,255	5,198,000	1,808	1FM
502478-AA-4	LV STADIUM EVENTS CO LLC		03/12/2020	PRIVATE DIRECT		2,100,000	2,100,000	0	2FE
52520T-AS-7	LMT_06-5 2A1		03/01/2020	CAPITALIZED INTEREST		0	6	0	1FM
539830-BB-4	LOCKHEED MARTIN CORP		03/20/2020	BANK OF AMERICA SECURITIES LLC		3,612,320	4,000,000	44,770	1FE
57328A-AV-8	MARTIN MARIETTA MATERIALS INC		03/05/2020	DEUTSCHE BANK SECURITIES, INC.		1,977,280	2,000,000	0	2FE
58770F-AC-6	MBALT_20-A		01/21/2020	DAIICHI KAMETAKA SECURITIES INC		8,998,814	9,000,000	0	1FE
59100H-AH-0	META SPECIAL AEROSPACE LLC		01/15/2020	PRIVATE DIRECT		996,250	1,000,000	0	2PL
61690G-AT-8	MSBAM_14-C14		01/17/2020	CITIGROUP GLOBAL MARKETS INC		3,650,938	3,500,000	10,075	1FM
61690Y-BZ-4	MSC_16-BNK2		03/23/2020	MORGAN STANLEY & CO. INC.		1,580,000	2,000,000	5,207	1FM
617458-AQ-7	MSC_11-C1		03/18/2020	MORGAN STANLEY & CO. INC.		16,919,345	17,533,000	47,119	1FM
617458-AS-3	MSC_11-C11		03/19/2020	MORGAN STANLEY & CO. INC.		7,240,000	8,000,000	22,693	1FM
61769J-AC-5	MSC_19-H6		01/07/2020	MORGAN STANLEY & CO. INC.		1,458,821	1,602,000	1,068	1FM
61770K-BC-8	MSC_20-L4		02/07/2020	MORGAN STANLEY & CO. INC.		5,149,786	5,000,000	9,331	1FE
637432-NM-3	NATIONAL RURAL UTILITIES COOPERATI		03/18/2020	TD SECURITIES USA		1,434,240	1,500,000	14,500	1FE
654106-AL-7	NIKE INC		03/25/2020	BANK OF AMERICA SECURITIES LLC		1,987,480	2,000,000	0	1FE
65479N-AB-0	NALT_20-A		01/22/2020	CITIGROUP GLOBAL MARKETS INC		6,999,610	7,000,000	0	1FE
666807-BT-8	NORTHROP GRUMMAN CORP		03/19/2020	J.P. MORGAN SECURITIES, INC.		1,492,635	1,500,000	0	2FE
67066G-AF-1	NVIDIA CORPORATION		03/26/2020	GOLDMAN SACHS & CO		498,145	500,000	0	1FE
67066G-AG-9	NVIDIA CORPORATION		03/26/2020	GOLDMAN SACHS & CO		1,996,000	2,000,000	0	1FE
67066G-AH-7	NVIDIA CORPORATION		03/26/2020	GOLDMAN SACHS & CO		1,994,840	2,000,000	0	1FE
67112F-AM-2	OBX_18-1		03/27/2020	WACHOVIA CAPITAL MARKETS LLC		2,427,577	2,743,025	9,820	1FM
67113A-BH-2	OBX_19-EXP3		03/27/2020	BANK OF AMERICA SECURITIES LLC		2,711,029	2,979,153	12,155	1FM
67113A-BL-3	OBX_19-EXP3		03/27/2020	WACHOVIA CAPITAL MARKETS LLC		4,332,185	4,965,255	20,258	1FM
67113C-AE-6	OBX_20-INV1		01/15/2020	CITIGROUP GLOBAL MARKETS INC		6,135,938	6,000,000	16,917	1FE
67113C-AM-8	OBX_20-INV1		01/15/2020	CITIGROUP GLOBAL MARKETS INC		7,911,816	0	42,843	1FE
674599-CQ-6	OCCIDENTAL PETROLEUM CORPORATION		03/17/2020	SEAPORT GROUP		1,343,000	1,700,000	4,451	3FE
681919-BC-9	OMNICOM GROUP INC		03/27/2020	CITIGROUP GLOBAL MARKETS INC		2,988,600	3,000,000	0	2FE
68233J-BT-0	ONCOR ELECTRIC DELIVERY COMPANY LL		03/17/2020	MIZUHO SECURITIES USA INC		4,985,250	5,000,000	0	1FE
682680-BB-8	ONEOK INC		03/05/2020	BARCLAYS CAPITAL INC		1,997,940	2,000,000	0	2FE
69346T-AE-4	PFP_19-5		03/25/2020	WACHOVIA CAPITAL MARKETS LLC		1,793,750	2,500,000	1,799	1FE
693684-AA-0	PSMC_20-1		01/24/2020	WACHOVIA CAPITAL MARKETS LLC		9,201,094	9,000,000	25,375	1FE
704708-AB-8	POLYMER SOLUTIONS GROUP LLC		03/24/2020	PRIVATE DIRECT		229,475	229,475	0	3PL
713448-ET-1	PEPSICO INC		03/17/2020	BANK OF AMERICA SECURITIES LLC		6,946,240	7,000,000	0	1FE
713448-EU-8	PEPSICO INC		03/17/2020	BANK OF AMERICA SECURITIES LLC		4,973,700	5,000,000	0	1FE

E04.3

STATEMENT AS OF MARCH 31, 2020 OF THE VOYA RETIREMENT INSURANCE AND ANNUITY COMPANY

**SCHEDULE D - PART 3**

Show All Long-Term Bonds and Stock Acquired During the Current Quarter

1	2	3	4	5	6	7	8	9	10
CUSIP Identification	Description	Foreign	Date Acquired	Name of Vendor	Number of Shares of Stock	Actual Cost	Par Value	Paid for Accrued Interest and Dividends	NAIC Designation and Administrative Symbol
741660-AE-7	PRIMA 19-7A		.01/16/2020	BANK OF AMERICA SECURITIES LLC		19,423,066	19,500,000	1,760	2FE
742718-FJ-3	PROCTER & GAMBLE COMPANY		.03/23/2020	CITIGROUP GLOBAL MARKETS INC		1,492,545	1,500,000	.0	1FE
742718-FK-0	PROCTER & GAMBLE COMPANY		.03/23/2020	CITIGROUP GLOBAL MARKETS INC		993,640	1,000,000	.0	1FE
74331M-AE-6	PROG_18-SFR3		.03/25/2020	BROWNSTONE INVESTMENT GROUP LLC		3,016,365	3,333,000	11,730	2FE
74333B-AJ-7	PROG_19-SFR1		.03/27/2020	BROWNSTONE INVESTMENT GROUP LLC		1,311,563	1,500,000	5,396	2FE
74334A-AE-9	PROG_18-SFR1		.03/25/2020	BROWNSTONE INVESTMENT GROUP LLC		1,507,730	1,666,000	5,270	2FE
74340*-AN-4	PROLOGIS TARGETED US LOGISTICS FUN		.01/06/2020	PRIVATE DIRECT		1,000,000	1,000,000	.0	1PL
743874-AC-3	PFMT_20-1-1		.02/14/2020	AMHERST PIERPONT		3,549,766	3,500,000	7,292	1FE
74834L-AY-6	QUEST DIAGNOSTICS INC		.01/16/2020	VARIOUS		6,562,315	5,750,000	83,327	2FE
749389-AA-0	RCKT_20-1		.02/06/2020	BANK OF AMERICA SECURITIES LLC		11,122,032	11,000,000	16,500	1FE
759950-GB-8	RAMC_05-4 M1		.03/01/2020	CAPITALIZED INTEREST		.0	5,914	.0	1FM
78397F-AG-8	SGCMS_20-COVE		.03/27/2020	BTIG, LLC		2,673,750	3,000,000	8,498	2FE
81746D-AU-4	SEMT_17-5		.03/26/2020	GOLDMAN SACHS & CO		709,878	738,015	2,081	1FM
81748K-AA-0	SEMT_20-2		.02/13/2020	MORGAN STANLEY & CO, INC.		10,246,875	10,000,000	19,444	1FE
81748M-AG-3	SEMT_20-1		.01/08/2020	WACHOVIA CAPITAL MARKETS LLC		8,261,336	8,000,000	12,444	1FE
83406T-AC-6	SOFI_20-A		.01/13/2020	MIZUHO SECURITIES USA INC		999,291	1,000,000	.0	1FE
83407A-AC-6	SCLP_20-1		.02/07/2020	DEUTSCHE BANK SECURITIES, INC.		5,039,834	5,040,000	.0	1FE
83416M-A*-6	SOLAR SENIOR CAPITAL LTD		.03/31/2020	PRIVATE DIRECT		6,200,000	6,200,000	.0	2Z
83546D-AG-3	SONIC_20-1		.01/15/2020	BARCLAYS CAPITAL INC		3,500,000	3,500,000	.0	2FE
854502-AM-3	STANLEY BLACK & DECKER INC		.02/03/2020	WACHOVIA CAPITAL MARKETS LLC		3,500,000	3,500,000	.0	2FE
86745N-AA-6	SNVA_18-1A		.02/05/2020	CREDIT SUISSE SECURITIES (USA) LLC		2,499,092	2,500,000	.0	1FE
871829-BM-8	SYSCO CORPORATION		.03/30/2020	GOLDMAN SACHS & CO		2,994,060	3,000,000	.0	2FE
87342R-AE-4	BELL_18-1A		.03/18/2020	GUGGENHEIM CAPITAL MARKETS, LLC		982,580	1,115,875	3,828	2FE
88632A-CC-0	TBLT_18-3		.03/31/2020	BANK OF AMERICA SECURITIES LLC		1,864,195	1,955,877	228	1FM
89232H-AB-1	TAOT_20-A		.02/04/2020	MITSUBISHI UFJ SECURITIES		9,999,877	10,000,000	.0	1FE
911132-BV-7	UNITED PARCEL SERVICE INC		.03/19/2020	J.P. MORGAN SECURITIES, INC.		1,492,785	1,500,000	.0	1FE
92536M-AA-9	VERUS_18-INV1		.03/18/2020	HFD NOMURA SECURITIES INC		7,728,521	7,831,307	14,987	1FE
92937E-AH-7	WFRBS_13-C11		.03/20/2020	BTIG, LLC		1,660,000	2,000,000	5,136	1FM
93363R-AC-0	WAMU_06-AR13 2A1B		.01/01/2020	CAPITALIZED INTEREST		.0	22,407	.0	1FM
94847A-AC-1	WEDGEWOOD VILLAGE PHARMACY LLC		.03/16/2020	PRIVATE DIRECT		3,000,000	3,000,000	.0	4PL
94989V-AJ-8	WFCM_15-NXS3		.03/31/2020	J.P. MORGAN SECURITIES, INC.		3,037,227	3,250,000	411	1FM
95002C-AE-1	WFCM_20-SOP		.01/29/2020	WACHOVIA CAPITAL MARKETS LLC		4,994,380	5,000,000	.0	1FE
95002K-AA-1	WFMS_20-1		.02/14/2020	WACHOVIA CAPITAL MARKETS LLC		7,083,125	7,000,000	15,167	1FE
98162J-AL-0	WPT_17-WWP		.02/03/2020	J.P. MORGAN SECURITIES, INC.		10,308,594	10,000,000	4,128	1FM
B1N174-TG-1	PROFESSIONAL PHYSICAL THERAPY		.01/01/2020	CAPITALIZED INTEREST		.0	3,180	.0	5G1
B1N19J-QZ-7	HILL TOP ENERGY CENTER LLC		.03/02/2020	PRIVATE DIRECT		2,180,000	2,180,000	.0	2Z
G7017E-AB-4	PEROXYCHEM LLC		.12/31/2019	CAPITALIZED INTEREST		.0	6,250	.0	4
15135U-AR-0	CENOVUS ENERGY INC	A.	.03/27/2020	MORGAN STANLEY & CO, INC.		1,560,000	3,000,000	47,700	3FE
034863-AW-0	ANGLO AMERICAN CAPITAL PLC	D.	.03/30/2020	RBC CAPITAL MARKETS		2,983,020	3,000,000	.0	2FE
06738E-AT-2	BARCLAYS PLC	D.	.03/18/2020	BARCLAYS CAPITAL INC		3,881,551	4,300,000	28,729	2FE
09626Q-BA-4	BLUEM_14-2A	D.	.03/31/2020	HFD NOMURA SECURITIES INC		915,000	1,000,000	6,438	1FE
12434L-AG-9	BXMT_20-FL2	D.	.01/31/2020	WACHOVIA CAPITAL MARKETS LLC		2,000,000	2,000,000	.0	1FE
191241-AH-1	COCA-COLA FEMSA SAB DE CV	D.	.01/08/2020	CITIGROUP GLOBAL MARKETS INC		3,464,020	3,500,000	.0	1FE
225313-AM-7	CREDIT AGRICOLE SA	D.	.01/08/2020	CREDIT AGRICOLE SECURITIES		8,945,280	9,000,000	.0	2FE
225401-AP-3	CREDIT SUISSE GROUP AG	D.	.03/27/2020	CREDIT SUISSE SECURITIES (USA) LLC		5,000,000	5,000,000	.0	2FE
251566-AA-3	DEUTSCHE TELEKOM AG	D.	.01/16/2020	MIZUHO SECURITIES USA INC		1,881,796	1,874,000	.0	2FE
29287T-AA-7	ENGIE ENERGIA CHILE SA	D.	.01/23/2020	SCOTIA USA INC		3,971,840	4,000,000	.0	2FE
56819Q-BA-4	MDPK_15-19A	D.	.02/27/2020	MITSUBISHI UFJ SECURITIES		1,250,000	1,250,000	.0	1FE
56819Q-BE-6	MDPK_15-19A	D.	.02/27/2020	MITSUBISHI UFJ SECURITIES		2,500,000	2,500,000	.0	1FE
67091R-AK-5	OCP_15-8A	D.	.03/23/2020	ROBERT W. BAIRD & CO., INC.		2,587,741	2,772,381	14,067	1FE
67389X-AP-2	OAKCL_15-1A	D.	.03/16/2020	J.P. MORGAN SECURITIES, INC.		920,000	1,000,000	5,483	1FE
67401L-AC-1	OAKTA_16-111A	D.	.03/27/2020	CANTOR FITZGERALD		925,000	1,000,000	7,426	1FE
69370P-AG-6	PERTAMINA PERSERO PT	D.	.01/13/2020	CITIGROUP GLOBAL MARKETS INC		1,500,000	1,500,000	.0	2FE
69689C-AY-2	PLMRS_15-2A	D.	.01/24/2020	CITIGROUP GLOBAL MARKETS INC		1,900,000	1,900,000	.0	1FE
87240N-AN-6	TCW_17-1A	D.	.02/11/2020	JEFFERIES & COMPANY, INC.		4,000,000	4,000,000	.0	1FE
B1N1EG-RN-3	EQUADOR DIVERSIFIED PAYMENT RIGHTS	D.	.02/20/2020	PRIVATE DIRECT		.0	8,150,000	.0	4FE
G4910#-BA-7	INTERSERVE HOLDINGS LTD	B.	.03/18/2020	PRIVATE DIRECT		2,158,969	2,173,958	.0	3Z
G4910#-AA-0	INTERSERVE HOLDINGS LTD	B.	.03/31/2020	PRIVATE DIRECT		.0	401,157	.0	4PL
G6363#-AL-1	NORDIC AVIATION CAPITAL 29 DAC	D.	.02/27/2020	PRIVATE DIRECT		5,000,000	5,000,000	.0	2Z
G8090*-AC-1	FIRST OMEGA SHIPPING INC SPV	D.	.02/27/2020	PRIVATE DIRECT		12,100,000	12,100,000	.0	2Z
L9082*-AR-0	TRAFIGURA FUNDING SA	D.	.03/25/2020	PRIVATE DIRECT		5,500,000	5,500,000	.0	2PL

E04.4

STATEMENT AS OF MARCH 31, 2020 OF THE VOYA RETIREMENT INSURANCE AND ANNUITY COMPANY

**SCHEDULE D - PART 3**

Show All Long-Term Bonds and Stock Acquired During the Current Quarter

1 CUSIP Identification	2 Description	3 Foreign	4 Date Acquired	5 Name of Vendor	6 Number of Shares of Stock	7 Actual Cost	8 Par Value	9 Paid for Accrued Interest and Dividends	10 NAIC Designation and Admini- strative Symbol
3899999. Subtotal - Bonds - Industrial and Miscellaneous (Unaffiliated)						681,393,250	685,473,383	1,416,943	XXX
92912V-BE-4	VOYA_14-2A	D	02/18/2020	BNP PARIBAS SECURITIES CORP		7,000,000	7,000,000	45,838	1FE
92917N-AN-8	VOYA_19-1A	D	02/07/2020	JEFFERIES & COMPANY, INC.		3,500,000	3,500,000	0	1FE
5599999. Subtotal - Bonds - Parent, Subsidiaries and Affiliates						10,500,000	10,500,000	45,838	XXX
8399997. Total - Bonds - Part 3						1,140,904,611	1,057,004,940	3,423,768	XXX
8399998. Total - Bonds - Part 5						XXX	XXX	XXX	XXX
8399999. Total - Bonds						1,140,904,611	1,057,004,940	3,423,768	XXX
486606-3*-5	KAYNE ANDERSON MIDSTREAM/ENERGY FU		02/11/2020	PRIVATE DIRECT	332,000,000	8,300,000	0.00	0	2FE
8499999. Subtotal - Preferred Stocks - Industrial and Miscellaneous (Unaffiliated) Perpetual Preferred						8,300,000	XXX	0	XXX
8999997. Total - Preferred Stocks - Part 3						8,300,000	XXX	0	XXX
8999998. Total - Preferred Stocks - Part 5						XXX	XXX	XXX	XXX
8999999. Total - Preferred Stocks						8,300,000	XXX	0	XXX
FHLBBO-ST-3	FEDERAL HOME LOAN BANK OF BOSTON		03/04/2020	DIRECT		2,471,400		0	
9199999. Subtotal - Common Stocks - Industrial and Miscellaneous (Unaffiliated) Other						2,471,400	XXX	0	XXX
9799997. Total - Common Stocks - Part 3						2,471,400	XXX	0	XXX
9799998. Total - Common Stocks - Part 5						XXX	XXX	XXX	XXX
9799999. Total - Common Stocks						2,471,400	XXX	0	XXX
9899999. Total - Preferred and Common Stocks						10,771,400	XXX	0	XXX
9999999 - Totals						1,151,676,011	XXX	3,423,768	XXX

STATEMENT AS OF MARCH 31, 2020 OF THE VOYA RETIREMENT INSURANCE AND ANNUITY COMPANY

**SCHEDULE D - PART 4**

Show All Long-Term Bonds and Stock Sold, Redeemed or Otherwise Disposed of During the Current Quarter

1	2	3	4	5	6	7	8	9	10	Change In Book/Adjusted Carrying Value					16	17	18	19	20	21	22
										11	12	13	14	15							
CUSIP Identification	Description	Foreign	Disposal Date	Name of Purchaser	Number of Shares of Stock	Consideration	Par Value	Actual Cost	Prior Year Book/Adjusted Carrying Value	Unrealized Valuation Increase/(Decrease)	Current Year's (Amortization)/Accretion	Current Year's Other Than Temporary Impairment Recognized	Total Change in Book/Adjusted Carrying Value (11 + 12 - 13)	Total Foreign Exchange Change in Book/Adjusted Carrying Value	Book/Adjusted Carrying Value at Disposal Date	Foreign Exchange Gain (Loss) on Disposal	Realized Gain (Loss) on Disposal	Total Gain (Loss) on Disposal	Bond Interest/Stock Dividends Received During Year	Stated Contractual Maturity Date	NAIC Designation and Administrative Symbol
36176L-GJ-8	GNMA		03/01/2020	MBS PAYDOWN		50,547	50,547	53,580	50,581	.0	(34)	.0	(34)	.0	50,547	.0	.0	.0	230	07/20/2041	1FE
36202A-NQ-6	GNMA 30YR		03/01/2020	MBS PAYDOWN		81	81	86	81	.0	.0	.0	.0	.0	81	.0	.0	.0	.1	10/20/2022	1FE
36202B-Y5-8	GNMA 30YR		03/01/2020	MBS PAYDOWN		17	17	18	17	.0	.0	.0	.0	.0	17	.0	.0	.0	.0	06/20/2021	1FE
36202D-KL-4	GNMA 30YR		03/01/2020	MBS PAYDOWN		4,547	4,547	4,549	4,547	.0	.0	.0	.0	.0	4,547	.0	.0	.0	.58	11/20/2030	1FE
36202F-HX-7	GNMA 30YR		03/01/2020	MBS PAYDOWN		143,054	143,054	149,872	143,156	.0	(102)	.0	(102)	.0	143,054	.0	.0	.0	1,043	07/20/2040	1FE
36202F-LF-1	GNMA 30YR		03/01/2020	MBS PAYDOWN		47,847	47,847	50,987	47,898	.0	(51)	.0	(51)	.0	47,847	.0	.0	.0	.358	06/20/2041	1FE
36202F-V9-4	GNMA 30YR		03/01/2020	MBS PAYDOWN		122,155	122,155	131,927	122,297	.0	(142)	.0	(142)	.0	122,155	.0	.0	.0	.858	08/20/2041	1FE
36202F-X9-2	GNMA 30YR		03/01/2020	MBS PAYDOWN		48,987	48,987	52,202	49,038	.0	(51)	.0	(51)	.0	48,987	.0	.0	.0	.360	10/20/2041	1FE
36223D-SG-2	GNMA 30YR		03/01/2020	MBS PAYDOWN		85	85	94	85	.0	.0	.0	.0	.0	85	.0	.0	.0	.1	05/15/2021	1FE
36297F-K6-8	GNMA 30YR		03/01/2020	MBS PAYDOWN		5,176	5,176	5,405	5,178	.0	(2)	.0	(2)	.0	5,176	.0	.0	.0	.43	12/15/2039	1FE
36297F-KW-1	GNMA 30YR		03/01/2020	MBS PAYDOWN		8,674	8,674	9,059	8,686	.0	(12)	.0	(12)	.0	8,674	.0	.0	.0	.72	12/15/2039	1FE
912828-Z5-2	TREASURY NOTE		02/14/2020	TD SECURITIES USA		9,985,547	10,000,000	9,961,719	.0	.0	246	.0	246	.0	9,961,964	.0	23,583	23,583	6,799	01/31/2025	1
<b>0599999 Subtotal - Bonds - U.S. Governments</b>						<b>10,416,717</b>	<b>10,431,170</b>	<b>10,419,498</b>	<b>431,564</b>	<b>0</b>	<b>(148)</b>	<b>0</b>	<b>(148)</b>	<b>0</b>	<b>10,393,134</b>	<b>0</b>	<b>23,583</b>	<b>23,583</b>	<b>9,823</b>	<b>XXX</b>	<b>XXX</b>
88189T-BA-3	OMAHA NEB SPL OBLIG		02/01/2020	CORPORATE ACTION SINKING FUND REDEMPTION		270,000	270,000	312,026	294,941	.0	(281)	.0	(281)	.0	294,660	.0	(24,660)	(24,660)	8,640	02/01/2026	1FE
69848A-AA-6	PANHANDLE TEX ECONOMIC DEV COR		01/15/2020			20,346	20,346	19,832	20,330	.0	16	.0	16	.0	20,346	.0	.0	.0	405	07/15/2048	1FE
<b>1799999 Subtotal - Bonds - U.S. States, Territories and Possessions</b>						<b>290,346</b>	<b>290,346</b>	<b>331,858</b>	<b>315,271</b>	<b>0</b>	<b>(265)</b>	<b>0</b>	<b>(265)</b>	<b>0</b>	<b>315,006</b>	<b>0</b>	<b>(24,660)</b>	<b>(24,660)</b>	<b>9,045</b>	<b>XXX</b>	<b>XXX</b>
49151E-4G-5	KY ST PPTY & BLDG COMM REV		02/04/2020	JP MORGAN CHASE		2,907,890	2,350,000	2,747,268	2,614,989	.0	(3,148)	.0	(3,148)	.0	2,611,841	.0	296,049	296,049	38,170	11/01/2029	1FE
49155Z-LY-9	KENTUCKY ST TPK AUTH ECONOMIC DEV		02/04/2020	JP MORGAN CHASE		771,115	705,000	783,114	741,898	.0	(1,034)	.0	(1,034)	.0	740,864	.0	30,251	30,251	22,079	07/01/2025	1FE
744434-CW-9	PUBLIC PWR GENERATION AGY NEB REV		01/01/2020	CORPORATE ACTION		125,000	125,000	148,915	145,323	.0	.0	.0	.0	.0	145,323	.0	(20,323)	(20,323)	4,526	01/01/2041	1FE
<b>2499999 Subtotal - Bonds - U.S. Political Subdivisions of States, Territories and Possessions</b>						<b>3,804,005</b>	<b>3,180,000</b>	<b>3,679,297</b>	<b>3,502,210</b>	<b>0</b>	<b>(4,182)</b>	<b>0</b>	<b>(4,182)</b>	<b>0</b>	<b>3,498,028</b>	<b>0</b>	<b>305,977</b>	<b>305,977</b>	<b>64,775</b>	<b>XXX</b>	<b>XXX</b>
30711X-SR-1	CAS 18-006		03/25/2020	MBS PAYDOWN		214,618	214,618	192,083	.0	.0	.0	.0	.0	214,618	.0	.0	.0	.644	03/25/2031	3	
30711X-AB-0	CAS 13-001		03/25/2020	MBS PAYDOWN		200,960	200,960	202,820	201,020	.0	(59)	.0	(59)	.0	200,960	.0	.0	.0	2,322	10/25/2023	1
30711X-AD-6	CAS 14-001		03/25/2020	MBS PAYDOWN		186,906	186,906	178,846	186,324	.0	582	.0	582	.0	186,906	.0	.0	.0	1,567	01/25/2024	1
30711X-AF-1	CAS 14-002		03/25/2020	MBS PAYDOWN		929,960	929,960	848,678	929,960	.0	3,355	.0	3,355	.0	929,960	.0	.0	.0	5,442	05/25/2024	1
30711X-AH-7	CAS 14-002		03/25/2020	MBS PAYDOWN		275,573	275,573	248,554	274,404	.0	1,169	.0	1,169	.0	275,573	.0	.0	.0	1,557	05/25/2024	1
30711X-AK-0	CAS 14-003		03/25/2020	MBS PAYDOWN		31,307	31,307	27,258	31,147	.0	161	.0	161	.0	31,307	.0	.0	.0	201	07/25/2024	1
30711X-AP-9	CAS 14-004		03/25/2020	MBS PAYDOWN		156,536	156,536	155,065	156,230	.0	306	.0	306	.0	156,536	.0	.0	.0	1,410	11/25/2024	1
30711X-AT-1	CAS 2015-001		03/25/2020	VARIOUS		9,568,625	9,036,480	9,604,411	9,560,303	.0	(1,830)	.0	(1,830)	.0	9,564,640	.0	3,985	3,985	29,343	02/25/2025	1
30711X-AX-2	CAS 2015-002		03/25/2020	MBS PAYDOWN		2,819,939	2,819,939	2,957,792	2,822,217	.0	(2,277)	.0	(2,277)	.0	2,819,939	.0	.0	.0	22,170	05/25/2025	1
30711X-BB-9	CAS 15-003		03/25/2020	MBS PAYDOWN		1,872,808	1,872,808	2,052,224	1,877,710	.0	(4,901)	.0	(4,901)	.0	1,872,808	.0	.0	.0	11,999	07/25/2025	1
30711X-BF-0	CAS 15-004		03/25/2020	MBS PAYDOWN		2,869,132	2,869,132	3,257,334	2,881,636	.0	(12,504)	.0	(12,504)	.0	2,869,132	.0	.0	.0	28,497	04/25/2028	1
30711X-C3-6	CAS 18-002		03/25/2020	VARIOUS		13,273,637	13,132,301	13,038,823	12,286,957	.0	2,024	.0	2,024	.0	13,061,919	.0	211,717	211,717	35,842	08/25/2030	2
30711X-CB-8	CAS 16-002		03/25/2020	MBS PAYDOWN		149,717	149,717	162,536	150,291	.0	(574)	.0	(574)	.0	149,717	.0	.0	.0	1,540	09/25/2028	1
30711X-CT-9	CAS 16-003		03/25/2020	MBS PAYDOWN		562,322	562,322	618,686	564,765	.0	(2,443)	.0	(2,443)	.0	562,322	.0	.0	.0	6,985	10/25/2028	1
30711X-DE-1	CAS 16-004		03/25/2020	INTEREST ONLY PAYMENT		.0	.0	72,794	7,625	.0	(7,625)	.0	(7,625)	.0	.0	.0	.0	.0	10,799	01/25/2029	1FE
30711X-DK-7	CAS 16-005		03/25/2020	MBS PAYDOWN		720,702	720,702	699,509	251,166	.0	179	.0	179	.0	720,702	.0	.0	.0	4,826	01/25/2029	1
30711X-DR-2	CAS 16-006		01/27/2020	BNP PARIBAS SECURITIES CORP		381,309	350,000	381,199	377,991	.0	(388)	.0	(388)	.0	377,603	.0	3,706	3,706	1,995	04/25/2029	1
30711X-DS-0	CAS 16-006		01/27/2020	VARIOUS		13,976,563	13,000,000	14,056,102	13,829,432	.0	(14,336)	.0	(14,336)	.0	13,815,096	.0	161,467	161,467	67,411	04/25/2029	1
30711X-EP-5	CAS 17-001		03/25/2020	MBS PAYDOWN		25,918	25,918	27,917	26,025	.0	(107)	.0	(107)	.0	25,918	.0	.0	.0	340	07/25/2029	1
30711X-NT-7	CAS 17-005		03/25/2020	MBS PAYDOWN		877,318	877,318	894,864	878,468	.0	(1,150)	.0	(1,150)	.0	877,318	.0	.0	.0	4,820	01/25/2030	1
30711X-NX-8	CAS 17-005		03/25/2020	VARIOUS		33,962,194	33,351,262	33,928,695	33,779,221	.0	(854)	.0	(854)	.0	33,850,973	.0	111,220	111,220	72,623	01/25/2030	1
30711X-QC-1	CAS 17-005		03/25/2020	MBS PAYDOWN		703,721	703,721	714,716	704,342	.0	(622)	.0	(622)	.0	703,721	.0	.0	.0	3,813	01/25/2030	1
30711X-R6-3	CAS 18-004		03/25/2020	MBS PAYDOWN		486,661	486,661	438,299	.0	.0	.0	.0	.0	486,661	.0	.0	.0	1,637	12/25/2030	3	
30711X-SX-3	CAS 17-006		03/25/2020	MBS PAYDOWN		119,015	119,015	115,445	.0	.0	.0	.0	.0	119,015	.0	.0	.0	424	02/25/2030	2	
30711X-WX-8	CAS 17-007		03/25/2020	MBS PAYDOWN		60,698	60,698	61,305	60,720	.0	(22)	.0	(22)	.0	60,698	.0	.0	.0	419	05/25/2030	2
31282Y-AC-3	B FHSTR 103		03/01/2020	INTEREST ONLY PAYMENT		.0	.0	69	4	.0	(4)	.0	(4)	.0	.0	.0	.0	.0	12	11/01/2021	1FE
31282Y-AE-9	B FHSTR 106-B		03/01/2020	INTEREST ONLY PAYMENT		.0	.0	287	15	.0	(15)	.0	(15)	.0	.0	.0	.0	.0	35	06/01/2022	1FE
31282Y-AL-3	B FHSTR 135		03/01/2020	INTEREST ONLY PAYMENT		.0	.0	296	18	.0	(18)	.0	(18)	.0	.0	.0	.0	.0	53	11/01/2021	1FE
31282Y-AM-1	B FHSTR 136		03/01/2020	INTEREST ONLY PAYMENT		.0	.0	140	10	.0	(10)	.0	(10)	.0	.0	.0	.0	.0	28	11/01/2021	1FE
31282Y-AN-9	B FHSTR 138		03/01/2020	INTEREST ONLY PAYMENT		.0	.0	158	9	.0	(9)	.0	(9)	.0	.0	.0	.0	.0	19	08/01/2022	1FE
31282Y-AR-0	B FHSTR 140		03/01/2020	INTEREST ONLY PAYMENT		.0	.0	27													

STATEMENT AS OF MARCH 31, 2020 OF THE VOYA RETIREMENT INSURANCE AND ANNUITY COMPANY

**SCHEDULE D - PART 4**

Show All Long-Term Bonds and Stock Sold, Redeemed or Otherwise Disposed of During the Current Quarter

1	2	3	4	5	6	7	8	9	10	Change In Book/Adjusted Carrying Value					16	17	18	19	20	21	22
										11	12	13	14	15							
CUSIP Identification	Description	Foreign	Disposal Date	Name of Purchaser	Number of Shares of Stock	Consideration	Par Value	Actual Cost	Prior Year Book/Adjusted Carrying Value	Unrealized Valuation Increase/(Decrease)	Current Year's (Amortization)/Accretion	Current Year's Other Than Temporary Impairment Recognized	Total Change in Book/Adjusted Carrying Value (11 + 12 - 13)	Total Foreign Exchange Change in Book /Adjusted Carrying Value	Book/Adjusted Carrying Value at Disposal Date	Foreign Exchange Gain (Loss) on Disposal	Realized Gain (Loss) on Disposal	Total Gain (Loss) on Disposal	Bond Interest/Stock Dividends Received During Year	Stated Contractual Maturity Date	NAIC Designation and Administrative Symbol
31282Y-YA-1	FHSTR 244		03/15/2020	INTEREST ONLY PAYMENT		.0	0	5,645	83	.0	(83)	.0	(83)	.0	.0	.0	.0	.0	.257	.12/15/2036	IFE
31283E-AC-6	FHGS 3 IO		03/01/2020	INTEREST ONLY PAYMENT		.0	0	68	5	.0	(5)	.0	(5)	.0	.0	.0	.0	.0	.13	.07/25/2022	IFE
31283G-BM-8	FGOLD 30YR		03/01/2020	MBS PAYDOWN		.9	9	10	9	.0	.0	.0	.0	.0	.0	.0	.0	.0	.5	.04/01/2022	IFE
31283G-KM-8	FGOLD 30YR GIANT		03/01/2020	MBS PAYDOWN		.288	288	321	289	.0	(1)	.0	(1)	.0	.0	.0	.0	.0	.5	.04/01/2021	IFE
31283G-M5-3	FGOLD 30YR GIANT		03/01/2020	MBS PAYDOWN		.12	12	13	12	.0	.0	.0	.0	.0	.0	.0	.0	.0	.1	.08/01/2021	IFE
31283G-YX-9	FGOLD 30YR		03/01/2020	MBS PAYDOWN		.42	42	43	42	.0	.0	.0	.0	.0	.0	.0	.0	.0	.1	.06/01/2027	IFE
3128HU-5X-5	FHSTR 258		03/01/2020	INTEREST ONLY PAYMENT		.0	0	40,119	673	.0	(673)	.0	(673)	.0	.0	.0	.0	.0	.1	.01/15/2036	IFE
3128HU-A5-0	FHSTR 246		03/15/2020	INTEREST ONLY PAYMENT		.0	0	4,391	60	.0	(60)	.0	(60)	.0	.0	.0	.0	.0	.206	.05/15/2037	IFE
3128HU-A8-4	FHSTR 246		03/15/2020	INTEREST ONLY PAYMENT		.0	0	5,735	78	.0	(78)	.0	(78)	.0	.0	.0	.0	.0	.269	.05/15/2037	IFE
3128HU-BP-5	FHSTR 246		03/15/2020	INTEREST ONLY PAYMENT		.0	0	14,697	208	.0	(208)	.0	(208)	.0	.0	.0	.0	.0	.671	.05/15/2037	IFE
3128HU-CK-5	FHSTR 246		03/15/2020	INTEREST ONLY PAYMENT		.0	0	34,529	497	.0	(497)	.0	(497)	.0	.0	.0	.0	.0	1,562	.05/15/2037	IFE
3128HV-A5-8	FGLMC 225		03/01/2020	MBS PAYDOWN		.49	49,180	45,461	49,081	.0	.99	.0	.99	.0	.0	.0	.0	.0	.0	.11/01/2033	IFE
3128HW-C6-2	FHSTR 242		03/01/2020	MBS PAYDOWN		.40	40,549	40,549	36,411	.0	40,427	.0	122	.0	.0	.0	.0	.0	.0	.11/15/2036	IFE
3128HW-WK-7	FHSTR 269		03/01/2020	MBS PAYDOWN		.117	117,718	92,041	117,224	.0	494	.0	494	.0	.0	.0	.0	.0	.0	.08/15/2042	IFE
3128K5-ZE-5	FGOLD 30YR		03/01/2020	MBS PAYDOWN		.9	9,253	9,549	9,258	.0	(5)	.0	(5)	.0	.0	.0	.0	.0	.93	.02/01/2035	IFE
3128M6-M6-2	FGOLD 30YR GIANT		03/01/2020	MBS PAYDOWN		.694	694	753	695	.0	.0	.0	.0	.0	.0	.0	.0	.0	.6	.08/01/2038	IFE
3128M7-YM-2	FGOLD 30YR GIANT		03/01/2020	MBS PAYDOWN		.14	14,282	15,583	14,295	.0	(12)	.0	(12)	.0	.0	.0	.0	.0	.128	.11/01/2038	IFE
3128MJ-X4-7	FGOLD 30YR GIANT		03/01/2020	MBS PAYDOWN		1,183	1,183,041	1,240,252	1,187,367	.0	(4,326)	.0	(4,326)	.0	.0	.0	.0	.0	6,774	.03/01/2046	IFE
3128MJ-XK-1	FGOLD 30YR GIANT		03/01/2020	MBS PAYDOWN		453	453,206	472,538	454,694	.0	(1,487)	.0	(1,487)	.0	.0	.0	.0	.0	2,589	.12/01/2045	IFE
312903-D6-1	FHLMC 153	R	03/15/2020	MBS PAYDOWN		4	4,059	2,504	.0	.0	4,059	.0	4,059	.0	.0	.0	.0	.0	.0	.04/15/2021	IFE
312903-JA-6	FHLMC 114	RS	01/15/2020	PRIOR YEAR INCOME		.0	0	.0	.0	.0	.0	.0	.0	.0	.0	.0	.0	.0	.24	.01/15/2021	IFE
312903-PH-4	FHLMC 127	G	02/15/2020	MBS PAYDOWN		.16	.16	1,404	.0	.0	.16	.0	.16	.0	.0	.0	.0	.0	.58	.03/15/2021	IFE
312903-RA-1	FHLMC 163	G	02/15/2020	VARIOUS		.21	.21	127	.72	.0	(51)	.0	(51)	.0	.0	.0	.0	.0	.51	.07/15/2021	IFE
312903-TR-8	FHLMC 136	F	12/15/2019	VARIOUS		.2	.2	9	.118	.0	(116)	.0	(116)	.0	.0	.0	.0	.0	.4	.04/15/2021	IFE
312904-3F-0	FHLMC 1038	H	03/15/2020	MBS PAYDOWN		1,870	1,870	2,168	1,893	.0	(23)	.0	(23)	.0	.0	.0	.0	.0	.82	.02/15/2021	IFE
312904-BH-7	FHLMC 183	I	03/16/2020	PRIOR YEAR INCOME		.0	0	.0	.0	.0	.0	.0	.0	.0	.0	.0	.0	.0	.1	.08/15/2021	IFE
312904-LH-6	FHLMC 1003	I	03/15/2020	MBS PAYDOWN		543	543	655	549	.0	(6)	.0	(6)	.0	.0	.0	.0	.0	.29	.10/15/2020	IFE
312904-NJ-0	FHLMC 1007	I	03/01/2020	MBS PAYDOWN		.2	.2	.14	.3	.0	(1)	.0	(1)	.0	.0	.0	.0	.0	.3	.10/15/2020	IFE
312904-PG-4	FHLMC 1009	E	03/15/2020	MBS PAYDOWN		203	203	239	205	.0	(2)	.0	(2)	.0	.0	.0	.0	.0	.8	.10/15/2020	IFE
312904-PS-8	FHLMC 1011	G	03/15/2020	MBS PAYDOWN		362	362	455	369	.0	(7)	.0	(7)	.0	.0	.0	.0	.0	.25	.11/15/2020	IFE
312904-W9-2	FHLMC 1035	L	03/01/2020	MBS PAYDOWN		.2	.2	15	.3	.0	(1)	.0	(1)	.0	.0	.0	.0	.0	.3	.01/15/2021	IFE
312905-5J-7	FHLMC 1095	E	03/15/2020	MBS PAYDOWN		.28	.28	120	35	.0	(7)	.0	(7)	.0	.0	.0	.0	.0	.25	.06/15/2021	IFE
312905-DR-0	FHLMC 1050	I	03/01/2020	MBS PAYDOWN		.14	.14	126	23	.0	(9)	.0	(9)	.0	.0	.0	.0	.0	.24	.03/15/2021	IFE
312905-EH-1	FHLMC 1050	X	03/01/2020	MBS PAYDOWN		.3	.3	58	4	.0	(1)	.0	(1)	.0	.0	.0	.0	.0	.2	.03/15/2021	IFE
312905-NF-6	FHLMC 1059	IA	03/01/2020	MBS PAYDOWN		.36	.36	150	54	.0	(18)	.0	(18)	.0	.0	.0	.0	.0	.20	.04/15/2021	IFE
312906-7A-2	FHLMC 1146	F	03/15/2020	MBS PAYDOWN		513	513	663	522	.0	(9)	.0	(9)	.0	.0	.0	.0	.0	.28	.09/15/2021	IFE
312906-U2-4	FHLMC 1131	F	03/15/2020	MBS PAYDOWN		679	679	863	692	.0	(13)	.0	(13)	.0	.0	.0	.0	.0	.41	.09/15/2021	IFE
312906-XX-3	FHLMC 1126	M	03/01/2020	MBS PAYDOWN		.14	.14	152	21	.0	(7)	.0	(7)	.0	.0	.0	.0	.0	.23	.07/15/2021	IFE
312907-5H-7	FHLMC 1190	J	03/01/2020	MBS PAYDOWN		.5	.5	69	9	.0	(4)	.0	(4)	.0	.0	.0	.0	.0	.10	.01/15/2022	IFE
312907-6X-1	FHLMC 1189	H	03/15/2020	MBS PAYDOWN		.470	.470	498	472	.0	(1)	.0	(1)	.0	.0	.0	.0	.0	.8	.01/15/2022	IFE
312907-NJ-8	FHLMC 1160	F	03/15/2020	MBS PAYDOWN		1,373	1,373	1,783	1,391	.0	(18)	.0	(18)	.0	.0	.0	.0	.0	.71	.10/15/2021	IFE
312907-PB-8	FHLMC 1159	E	03/01/2020	MBS PAYDOWN		.342	.342	330	341	.0	.1	.0	.1	.0	.0	.0	.0	.0	.0	.11/15/2021	IFE
312907-PY-9	FHLMC 1157	LZ	03/01/2020	MBS PAYDOWN		8,214	8,214	8,303	8,215	.0	(1)	.0	(1)	.0	.0	.0	.0	.0	.103	.10/15/2021	IFE
312907-SH-1	FHLMC 1161	I	03/01/2020	MBS PAYDOWN		3,943	3,943	3,496	3,944	.0	(1)	.0	(1)	.0	.0	.0	.0	.0	.42	.11/15/2021	IFE
312909-E2-6	FHLMC 1256	E	03/15/2020	MBS PAYDOWN		.21	.21	187	32	.0	(10)	.0	(10)	.0	.0	.0	.0	.0	.32	.04/15/2022	IFE
312909-FV-1	FHLMC 1248	BC	03/15/2020	MBS PAYDOWN		.3	.3	50	7	.0	(4)	.0	(4)	.0	.0	.0	.0	.0	.7	.03/15/2022	IFE
312909-GB-4	FREDDIE MAC FHLMC 1248	IOETTE	03/16/2020	PRIOR YEAR INCOME		.0	0	.0	.0	.0	.0	.0	.0	.0	.0	.0	.0	.0	.91	.03/15/2022	IFE
312909-PF-5	FHLMC 1249	B	03/01/2020	MBS PAYDOWN		.360	.360	346	359	.0	.1	.0	.1	.0	.0	.0	.0	.0	.0	.04/15/2022	IFE
312910-3T-7	FHLMC 1311	LB	03/01/2020	MBS PAYDOWN		.69	.69	1,044	110	.0	(41)	.0	(41)	.0	.0	.0	.0	.0	.118	.07/15/2022	IFE
312910-H5-4	FHLMC 1315	SA	03/15/2020	MBS PAYDOWN		.2	.2	284	16	.0	(14)	.0	(14)	.0	.0	.0	.0	.0	.32	.07/15/2022	IFE
312910-H9-6	FHLMC 1315	W	03/01/2020	MBS PAYDOWN		.39	.39	405	58	.0	(19)	.0	(19)	.0	.0	.0	.0	.0	.43	.07/15/2022	IFE
312910-KL-5	FHLMC 1294	E	03/01/2020	MBS PAYDOWN		.1	.1	11	2	.0	(1)	.0	(1)	.0	.0	.0	.0	.0	.2	.06/15/2022	IFE
312911-L7-3	FHLMC 1372	E	03/15/2020	INTEREST ONLY PAYMENT		.0	0	37	3	.0	(3)	.0	(3)	.0	.0	.0	.0	.0	.11	.09/15/2022	IFE
312912-A6-5	FHLMC 1403	N	03/01/2020	MBS PAYDOWN		.79	79,417	76,172	79,381	.0	.36	.0	.36	.0	.0	.0	.0	.0	1,110	.11/15/2022	IFE
312912-ML-9	FHLMC 1395	S	03/15/2020	INTEREST ONLY PAYMENT		.0	0	1,980	80	.0	(80)	.0	(80)	.0	.0	.0	.0	.0	.224	.10/15/2022	IFE
312929-FS-6	FGOLD 30YR		03/01/2020	MBS PAYDOWN		16	16,492	17,446	16,498	.0	(5)	.0	(5)	.0	.0	.0	.0	.0	.151	.11/01/2038	IFE
312929-ST-9	FGOLD 30YR		03/01/2020	MBS PAYDOWN		.65	.65	65	65	.0	.0	.0	.0	.0	.0	.0	.0	.0	.1	.07/01/2029	IFE
312929-EK-8	FGOLD 30YR		03/01/2020	MBS PAYDOWN		.18	.18	20	19	.0	.0	.0	.0	.0	.0	.0	.0	.0	.0	.06/01/2022	IFE



STATEMENT AS OF MARCH 31, 2020 OF THE VOYA RETIREMENT INSURANCE AND ANNUITY COMPANY

**SCHEDULE D - PART 4**

Show All Long-Term Bonds and Stock Sold, Redeemed or Otherwise Disposed of During the Current Quarter

1	2	3	4	5	6	7	8	9	10	Change In Book/Adjusted Carrying Value					16	17	18	19	20	21	22	
										11	12	13	14	15								
CUSIP Ident-ification	Description	For-ign	Disposal Date	Name of Purchaser	Number of Shares of Stock	Consid-eration	Par Value	Actual Cost	Prior Year Book/ Adjusted Carrying Value	Unrealized Valuation Increase/ (Decrease)	Current Year's (Amor-tization)/ Accretion	Current Year's Other Than Temporary Impairment Recogn-ized	Total Change in Book/ Adjusted Carrying Value (11 + 12 - 13)	Total Foreign Exchange Change in Book /Adjusted Carrying Value	Book/ Adjusted Carrying Value at Disposal Date	Foreign Exchange Gain (Loss) on Disposal	Realized Gain (Loss) on Disposal	Total Gain (Loss) on Disposal	Bond Interest/ Stock Dividends Received During Year	Stated Con-tractual Maturity Date	NAIC Desig-nation and Admini-strative Symbol	
31292G-N3-6	FGOLD 30YR		03/01/2020	MBS PAYDOWN		.86	.86	.87	.86	.0	.0	.0	.0	.0	.86	.0	.0	.0	.1	07/01/2025	IFE	
31292H-AA-2	FGOLD 30YR		03/01/2020	MBS PAYDOWN		.294	.294	.298	.294	.0	.0	.0	.0	.0	.294	.0	.0	.0	.5	12/01/2029	IFE	
31292K-2X-4	FGOLD 30YR		03/01/2020	MBS PAYDOWN		26,818	26,818	27,959	26,838	.0	(20)	.0	(20)	.0	26,818	.0	.0	.0	176	08/01/2040	IFE	
31292S-BP-4	FGOLD 30YR		03/01/2020	MBS PAYDOWN		182,655	182,655	187,221	182,879	.0	(224)	.0	(224)	.0	182,655	.0	.0	.0	1,233	07/01/2043	IFE	
312939-WA-5	FGOLD 30YR		03/01/2020	MBS PAYDOWN		13,554	13,554	14,100	13,554	.0	(21)	.0	(21)	.0	13,554	.0	.0	.0	103	03/01/2040	IFE	
312941-SR-4	FGOLD 30YR		03/01/2020	MBS PAYDOWN		16,461	16,461	17,204	16,564	.0	(103)	.0	(103)	.0	16,461	.0	.0	.0	115	08/01/2040	IFE	
312941-K7-1	FGOLD 30YR		03/01/2020	MBS PAYDOWN		128,448	128,448	136,677	128,693	.0	(245)	.0	(245)	.0	128,448	.0	.0	.0	899	07/01/2040	IFE	
312941-UH-5	FGOLD 30YR		03/01/2020	MBS PAYDOWN		112,104	112,104	119,408	112,615	.0	(511)	.0	(511)	.0	112,104	.0	.0	.0	1,075	08/01/2040	IFE	
312941-ZQ-3	FGOLD 30YR		03/01/2020	MBS PAYDOWN		39,372	39,372	41,166	39,503	.0	(131)	.0	(131)	.0	39,372	.0	.0	.0	323	08/01/2040	IFE	
31295W-CE-6	FGOLD 30YR		03/01/2020	MBS PAYDOWN		52	52	60	52	.0	.0	.0	.0	.0	52	.0	.0	.0	1	03/01/2021	IFE	
31295W-XG-8	FGOLD 30YR		02/01/2020	MBS PAYDOWN		.1	.1	.1	.1	.0	.0	.0	.0	.0	.1	.0	.0	.0	.0	0	12/01/2020	IFE
31325U-PB-3	FHSTR 304		03/15/2020	INTEREST ONLY PAYMENT		.0	.0	25,842	.537	.0	(537)	.0	(537)	.0	.0	.0	.0	.0	1,210	12/15/2032	IFE	
31325U-PC-4	FHSTR 304		03/15/2020	INTEREST ONLY PAYMENT		.0	.0	108,836	1,652	.0	(1,652)	.0	(1,652)	.0	.0	.0	.0	.0	3,911	02/15/2042	IFE	
31325U-PH-3	FHSTR 304		03/15/2020	INTEREST ONLY PAYMENT		.0	.0	34,531	1,031	.0	(1,031)	.0	(1,031)	.0	.0	.0	.0	.0	2,246	12/15/2027	IFE	
31325U-PJ-9	FHSTR 304		03/15/2020	INTEREST ONLY PAYMENT		.0	.0	80,403	1,454	.0	(1,454)	.0	(1,454)	.0	.0	.0	.0	.0	3,032	12/15/2027	IFE	
31325U-RK-4	FHSTR 311		03/15/2020	INTEREST ONLY PAYMENT		.0	.0	557,571	6,822	.0	(6,822)	.0	(6,822)	.0	.0	.0	.0	.0	20,093	08/15/2043	IFE	
31325X-U9-9	FHSTR 365		03/01/2020	INTEREST ONLY PAYMENT		.0	.0	308,585	.0	.0	(2,023)	.0	(2,023)	.0	.0	.0	.0	.0	6,882	10/15/2047	IFE	
31325X-VH-0	FHSTR 365		03/01/2020	INTEREST ONLY PAYMENT		.0	.0	222,179	.0	.0	(3,895)	.0	(3,895)	.0	.0	.0	.0	.0	7,230	06/15/2046	IFE	
3132HL-DJ-9	FHLMC GOLD 30YR		03/01/2020	MBS PAYDOWN		597,609	597,609	634,119	601,526	.0	(3,917)	.0	(3,917)	.0	597,609	.0	.0	.0	4,792	07/01/2042	IFE	
3132HT-6G-6	FHSTR 327		03/01/2020	MBS PAYDOWN		379,890	379,890	306,868	378,817	.0	1,073	.0	1,073	.0	379,890	.0	.0	.0	.0	03/15/2044	IFE	
3132HT-M9-4	FHSTR 308		03/01/2020	MBS PAYDOWN		402,127	402,127	293,309	400,894	.0	1,233	.0	1,233	.0	402,127	.0	.0	.0	.0	07/15/2043	IFE	
3132HT-SS-6	FHSTR 310		03/01/2020	MBS PAYDOWN		99,265	99,265	76,892	98,915	.0	350	.0	350	.0	99,265	.0	.0	.0	.0	09/15/2043	IFE	
3132HT-V6-7	FHSTR 322		03/15/2020	MBS PAYDOWN		143,255	143,255	171,010	143,540	.0	(286)	.0	(286)	.0	143,255	.0	.0	.0	1,501	12/15/2043	IFE	
3132OP-A5-3	FHLMC GOLD 30YR		03/01/2020	MBS PAYDOWN		239,579	239,579	246,692	239,889	.0	(310)	.0	(310)	.0	239,579	.0	.0	.0	1,481	04/01/2045	IFE	
3132WR-RL-9	FHLMC MULTIFAM 55DAY		03/01/2020	MBS PAYDOWN		46,880	46,880	47,187	46,882	.0	(2)	.0	(2)	.0	46,880	.0	.0	.0	303	09/01/2045	IFE	
31335A-KH-0	FHLMC GOLD 30YR GIANT		03/01/2020	MBS PAYDOWN		466,052	466,052	482,364	466,421	.0	(369)	.0	(369)	.0	466,052	.0	.0	.0	2,375	07/01/2045	IFE	
31335A-KW-7	FHLMC GOLD 30YR GIANT		03/01/2020	MBS PAYDOWN		305,391	305,391	323,906	306,488	.0	(1,097)	.0	(1,097)	.0	305,391	.0	.0	.0	2,850	09/01/2045	IFE	
313398-VT-3	FHLMC T-35 A		03/25/2020	MBS PAYDOWN		18,114	18,114	18,086	18,113	.0	.1	.0	.1	.0	18,114	.0	.0	.0	47	09/25/2031	IFE	
313399-A9-8	FHLMC 2344 PS		03/15/2020	INTEREST ONLY PAYMENT		.0	.0	9,300	201	.0	(201)	.0	(201)	.0	.0	.0	.0	.0	605	08/15/2031	IFE	
31339D-DF-2	FHLMC 2420 MZ		03/01/2020	MBS PAYDOWN		19,520	19,520	20,405	19,523	.0	(3)	.0	(3)	.0	19,520	.0	.0	.0	212	02/15/2032	IFE	
31339D-JE-9	FHLMC 2422 SC		03/15/2020	INTEREST ONLY PAYMENT		.0	.0	1,206	.0	.0	.0	.0	.0	.0	.0	.0	.0	.0	186	02/15/2032	IFE	
31339G-4K-4	FHLMC 2372 XS		03/15/2020	INTEREST ONLY PAYMENT		.0	.0	697	5	.0	(5)	.0	(5)	.0	.0	.0	.0	.0	90	10/15/2031	IFE	
31339G-C3-3	FHLMC 2369 SU		03/15/2020	INTEREST ONLY PAYMENT		.0	.0	2,171	60	.0	(60)	.0	(60)	.0	.0	.0	.0	.0	161	10/15/2031	IFE	
31339G-VC-2	FHLMC 2380 S		03/15/2020	INTEREST ONLY PAYMENT		.0	.0	1,126	3	.0	(3)	.0	(3)	.0	.0	.0	.0	.0	174	11/15/2031	IFE	
31339L-JE-1	FHLMC 2396 SM		03/15/2020	INTEREST ONLY PAYMENT		.0	.0	651	15	.0	(15)	.0	(15)	.0	.0	.0	.0	.0	50	12/15/2031	IFE	
31339M-LE-6	FHLMC 2408 SM		03/15/2020	INTEREST ONLY PAYMENT		.0	.0	7,014	169	.0	(169)	.0	(169)	.0	.0	.0	.0	.0	489	01/15/2032	IFE	
31339M-LN-6	FHLMC 2407 SO		03/15/2020	INTEREST ONLY PAYMENT		.0	.0	561	5	.0	(5)	.0	(5)	.0	.0	.0	.0	.0	91	01/15/2032	IFE	
31339N-H3-3	FHLMC 2410 WA		03/15/2020	MBS PAYDOWN		10	10	102	10	.0	10	.0	10	.0	10	.0	.0	.0	18	09/15/2021	IFE	
31339N-J2-3	FHLMC 2410 QS		03/15/2020	MBS PAYDOWN		48,905	48,905	53,125	48,501	.0	405	.0	405	.0	48,905	.0	.0	.0	1,341	02/15/2032	IFE	
31339N-NE-2	FSPC T-39 IO		03/01/2020	INTEREST ONLY PAYMENT		.0	.0	351	.0	.0	.0	.0	.0	.0	.0	.0	.0	.0	55	06/25/2032	IFE	
31339N-TQ-9	FHLMC 2425 SI		03/15/2020	INTEREST ONLY PAYMENT		.0	.0	6,758	14	.0	(14)	.0	(14)	.0	.0	.0	.0	.0	862	03/15/2032	IFE	
31339W-YT-7	FHLMC 2439 XI		03/01/2020	INTEREST ONLY PAYMENT		.0	.0	2,045	45	.0	(45)	.0	(45)	.0	.0	.0	.0	.0	105	03/15/2032	IFE	
313371-FW-7	FHLMC 1599 S		03/15/2020	MBS PAYDOWN		6,719	6,719	7,773	6,757	.0	(38)	.0	(38)	.0	6,719	.0	.0	.0	170	10/15/2023	IFE	
313371-MD-1	FHLMC 1590 IB		03/15/2020	MBS PAYDOWN		28,511	28,511	30,097	28,371	.0	140	.0	140	.0	28,511	.0	.0	.0	672	10/15/2023	IFE	
313371-WK-4	FHLMC 1591 SJ		03/15/2020	INTEREST ONLY PAYMENT		.0	.0	369	16	.0	(16)	.0	(16)	.0	.0	.0	.0	.0	39	10/15/2023	IFE	
313372-JH-4	FHLMC 24 SY		03/25/2020	INTEREST ONLY PAYMENT		.0	.0	2,257	102	.0	(102)	.0	(102)	.0	.0	.0	.0	.0	202	11/25/2023	IFE	
313372-RK-8	FHLMC 1609 ID		03/01/2020	MBS PAYDOWN		13,498	13,498	12,950	13,478	.0	20	.0	20	.0	13,498	.0	.0	.0	.0	11/15/2023	IFE	
313374-3G-9	FHLMC 1715 SB		03/01/2020	MBS PAYDOWN		5,432	5,432	7,388	5,502	.0	(70)	.0	(70)	.0	5,432	.0	.0	.0	249	04/15/2024	IFE	
313374-K7-0	FHLMC 1699 SD		03/15/2020	INTEREST ONLY PAYMENT		.0	.0	3,630	120	.0	(120)	.0	(120)	.0	.0	.0	.0	.0	346	03/15/2024	IFE	
313374-YG-5	FHLMC 1689 FI		03/15/2020	MBS PAYDOWN		2,042	2,042	2,564	2,064	.0	(22)	.0	(22)	.0	2,042	.0	.0	.0	52	03/15/2024	IFE	
313376-05-3	FHLMC 1826 SB		03/15/2020	INTEREST ONLY PAYMENT		.0	.0	89	6	.0	(6)	.0	(6)	.0	.0	.0	.0	.0	16	09/15/2021	IFE	
313377-WJ-4	FHLMC 1883 S		03/15/2020	INTEREST ONLY PAYMENT		.0	.0	308	3	.0	(3)	.0	(3)	.0	.0	.0	.0	.0	60	09/15/2026	IFE	
313378-AD-9	FHLMC 1908 SB		03/01/2020	INTEREST ONLY PAYMENT		.0	.0	4,575	194	.0	(194)	.0	(194)	.0	.0	.0	.0	.0	505	03/15/2024	IFE	
313379-5A-9	FHLMC 1932 U		03/01/2020	MBS PAYDOWN		878	878	787	875	.0	3	.0	3	.0	878	.0	.0	.0	.0	02/15/2027	IFE	
31337A-AV-4	FHLMC 210 TA		03/15/2020	INTEREST ONLY PAYMENT		.0	.0	10	3	.0	.1	.0	.1	.0	.4	.0	(4)	.0	.0	12/15/2021	IFE	
31337B-HC-7	FHLMC 98 CF		03/01/2020	INTEREST ONLY PAYMENT		.0	.0	280	8	.0	(8)	.0	(8)	.0	.0	.0	.0	.0	20	10/15/2023	IFE	
31337C-E6-1	FHLMC 2013 SC		03/01/2020	INTEREST ONLY PAYMENT		.0	.0	805	32	.0	(32)	.0	(32)	.0	.0	.0	.0	.0	77	03/25/2024	IFE	
31337C-YS-1	FHLMC 2030 S		03/15/2020	INTEREST ONLY PAYMENT		.0	.0	2,627	70	.0	(70)	.0	(70)	.0	.0	.0	.0	.0	210	02/15/2028	IFE	

STATEMENT AS OF MARCH 31, 2020 OF THE VOYA RETIREMENT INSURANCE AND ANNUITY COMPANY

**SCHEDULE D - PART 4**

Show All Long-Term Bonds and Stock Sold, Redeemed or Otherwise Disposed of During the Current Quarter

1	2	3	4	5	6	7	8	9	10	Change In Book/Adjusted Carrying Value					16	17	18	19	20	21	22
										11	12	13	14	15							
CUSIP Identification	Description	Foreign	Disposal Date	Name of Purchaser	Number of Shares of Stock	Consideration	Par Value	Actual Cost	Prior Year Book/Adjusted Carrying Value	Unrealized Valuation Increase/(Decrease)	Current Year's (Amortization)/Accretion	Current Year's Other Than Temporary Impairment Recognized	Total Change in Book/Adjusted Carrying Value (11 + 12 - 13)	Total Foreign Exchange Change in Book /Adjusted Carrying Value	Book/Adjusted Carrying Value at Disposal Date	Foreign Exchange Gain (Loss) on Disposal	Realized Gain (Loss) on Disposal	Total Gain (Loss) on Disposal	Bond Interest/Stock Dividends Received During Year	Stated Contractual Maturity Date	NAIC Designation and Administrative Symbol
3133TD-PX-8	FSPC T-11		03/01/2020	MBS PAYDOWN		15,309	15,309	16,807	15,333	0	(24)	0	(24)	0	15,309	0	0	0	168	01/25/2028	IFE
3133TD-SL-1	FHLMC 2052	SC	03/15/2020	INTEREST ONLY PAYMENT		0	0	1,211	25	0	(25)	0	(25)	0	0	0	0	0	145	04/15/2022	IFE
3133TJ-MB-3	FHLMC 2127	S	03/15/2020	INTEREST ONLY PAYMENT		0	0	531	3	0	(3)	0	(3)	0	0	0	0	0	78	02/15/2029	IFE
3133TJ-SA-2	FHLMC 2137	Z	03/01/2020	MBS PAYDOWN		10,299	10,299	10,794	10,303	0	(4)	0	(4)	0	10,299	0	0	0	109	03/15/2029	IFE
3133TP-EH-8	FHLMC 2242	SG	03/17/2020	INTEREST ONLY PAYMENT		0	0	1,219	133	0	(133)	0	(133)	0	0	0	0	0	347	07/17/2030	IFE
3133TP-K9-9	FHLMC 2245	EA	03/01/2020	MBS PAYDOWN		1,243	1,243	769	1,239	0	4	0	4	0	1,243	0	0	0	0	08/15/2030	IFE
3133TP-L5-6	FHLMC 2245	VB	03/01/2020	INTEREST ONLY PAYMENT		0	0	1,843	83	0	(83)	0	(83)	0	0	0	0	0	179	05/15/2030	IFE
3133TP-L7-2	FHLMC 2245	VE	03/01/2020	MBS PAYDOWN		13,607	13,607	11,646	13,524	0	83	0	83	0	13,607	0	0	0	297	05/15/2023	IFE
3133TP-L9-8	FHLMC 2245	VH	03/15/2020	INTEREST ONLY PAYMENT		0	0	2,615	19	0	(19)	0	(19)	0	0	0	0	0	206	09/15/2022	IFE
3133TQ-B3-0	FHLMC 2259	S	03/15/2020	INTEREST ONLY PAYMENT		0	0	3,061	75	0	(75)	0	(75)	0	0	0	0	0	273	10/15/2030	IFE
3133TQ-EX-1	FHLMC 2267	S	03/17/2020	INTEREST ONLY PAYMENT		0	0	90	0	0	0	0	0	0	0	0	0	0	12	08/17/2022	IFE
3133TR-7C-3	FSPC T-31	A7	03/25/2020	MBS PAYDOWN		2,836	2,836	2,835	2,828	0	8	0	8	0	2,836	0	0	0	11	05/25/2031	IFE
3133TR-S7-1	FHLMC 2295	SE	03/15/2020	INTEREST ONLY PAYMENT		0	0	596	9	0	(9)	0	(9)	0	0	0	0	0	33	03/15/2031	IFE
3133TR-WM-3	FHLMC 2292	JS	03/17/2020	INTEREST ONLY PAYMENT		0	0	906	0	0	0	0	0	0	0	0	0	0	134	05/17/2022	IFE
3133TR-WQ-4	FHLMC 2292	KS	03/25/2020	INTEREST ONLY PAYMENT		0	0	1,498	0	0	0	0	0	0	0	0	0	0	185	07/25/2022	IFE
3133TS-S5-0	FHLMC 2291	ST	01/15/2020	INTEREST ONLY PAYMENT		0	0	39	0	0	0	0	0	0	0	0	0	0	3	03/15/2031	IFE
3133TS-BJ-1	FHLMC 2293	SM	03/15/2020	INTEREST ONLY PAYMENT		0	0	10	1	0	(1)	0	(1)	0	0	0	0	0	3	03/15/2031	IFE
3133TT-TN-1	FHLMC 2330	PS	03/15/2020	MBS PAYDOWN		6,071	6,071	7,297	6,072	0	(1)	0	(1)	0	6,071	0	0	0	152	06/15/2031	IFE
3133TU-F5-2	FHLMC 2323	UD	03/15/2020	INTEREST ONLY PAYMENT		0	0	9,000	250	0	(250)	0	(250)	0	0	0	0	0	724	10/15/2028	IFE
31358E-2K-7	FNMA 90-103	O	03/01/2020	MBS PAYDOWN		2	2	14	3	0	(1)	0	(1)	0	2	0	0	0	3	09/25/2020	IFE
31358E-CG-5	FNMA 90-48	N	01/01/2020	MBS PAYDOWN		1	1	4	1	0	0	0	0	0	1	0	0	0	1	04/25/2020	IFE
31358E-DT-6	FNMA 90-53	R	03/01/2020	MBS PAYDOWN		2,337	2,337	676	2,017	0	319	0	319	0	2,337	0	0	0	28	05/25/2020	IFE
31358E-GT-3	FNMA 90-56	E	03/01/2020	MBS PAYDOWN		994	994	957	993	0	1	0	1	0	994	0	0	0	14	05/25/2020	IFE
31358E-H8-8	FNMA 90-91	H	03/01/2020	MBS PAYDOWN		9	9	56	11	0	(2)	0	(2)	0	9	0	0	0	13	08/25/2020	IFE
31358E-RC-8	FNMA 90-72	C	03/01/2020	MBS PAYDOWN		3	3	19	4	0	(1)	0	(1)	0	3	0	0	0	5	07/25/2020	IFE
31358E-TT-9	FNMA 90-78	R	03/01/2020	MBS PAYDOWN		1,094	1,094	184	0	0	1,094	0	1,094	0	1,094	0	0	0	16	07/25/2020	IFE
31358E-TW-2	FNMA 90-76	I	03/01/2020	MBS PAYDOWN		1	1	8	2	0	0	0	0	0	1	0	0	0	2	07/25/2020	IFE
31358E-TX-0	FNMA 90-76	N	03/01/2020	MBS PAYDOWN		3	3	20	4	0	0	0	0	0	3	0	0	0	5	07/25/2020	IFE
31358E-VD-1	FNMA 90-82	M	03/01/2020	MBS PAYDOWN		2	2	16	4	0	(2)	0	(2)	0	2	0	0	0	4	07/25/2020	IFE
31358F-AW-9	FNMA 90-105	K	03/01/2020	MBS PAYDOWN		24	24	172	37	0	(13)	0	(13)	0	24	0	0	0	39	09/25/2020	IFE
31358F-B7-3	FNMA 91-8	J	03/01/2020	MBS PAYDOWN		13	13	131	21	0	(8)	0	(8)	0	13	0	0	0	22	02/25/2021	IFE
31358F-EA-3	FNMA 90-122	S	03/25/2020	MBS PAYDOWN		438	438	591	457	0	(18)	0	(18)	0	438	0	0	0	33	10/25/2020	IFE
31358F-EY-1	FNMA 90-123	N	03/01/2020	MBS PAYDOWN		10	10	69	14	0	(4)	0	(4)	0	10	0	0	0	13	10/25/2020	IFE
31358F-F7-9	FNMA 91-10	K	03/01/2020	MBS PAYDOWN		16	16	100	22	0	(7)	0	(7)	0	16	0	0	0	15	02/25/2021	IFE
31358F-NF-2	FNMA 90-132	HD	03/01/2020	MBS PAYDOWN		37	37	145	49	0	(12)	0	(12)	0	37	0	0	0	23	11/25/2020	IFE
31358F-NG-0	FNMA 90-132	J	03/01/2020	MBS PAYDOWN		8	8	43	12	0	(4)	0	(4)	0	8	0	0	0	7	11/25/2020	IFE
31358F-V5-5	FNMA 91-17	H	03/01/2020	MBS PAYDOWN		13	13	126	22	0	(9)	0	(9)	0	13	0	0	0	21	03/25/2021	IFE
31358F-VF-3	FNMA 91-1	L	03/01/2020	MBS PAYDOWN		2	2	18	3	0	(1)	0	(1)	0	2	0	0	0	4	01/25/2021	IFE
31358G-3B-1	FNMA G-15	SA	03/25/2020	MBS PAYDOWN		18	18	110	23	0	(5)	0	(5)	0	18	0	0	0	28	06/25/2021	IFE
31358G-G2-7	FNMA 91-59	LC	03/01/2020	MBS PAYDOWN		36	36	406	63	0	(26)	0	(26)	0	36	0	0	0	54	06/25/2021	IFE
31358G-JS-7	FNMA 91-35	K	03/01/2020	MBS PAYDOWN		14	14	61	17	0	(3)	0	(3)	0	14	0	0	0	11	04/25/2021	IFE
31358G-L7-0	FNMA 91-61	J	03/01/2020	MBS PAYDOWN		4	4	38	7	0	(3)	0	(3)	0	4	0	0	0	6	06/25/2021	IFE
31358G-MB-0	FNMA 91-40	K	03/01/2020	MBS PAYDOWN		11	11	69	15	0	(4)	0	(4)	0	11	0	0	0	11	05/25/2021	IFE
31358G-R8-2	FNMA 91-57	N	03/01/2020	MBS PAYDOWN		2	2	15	3	0	(1)	0	(1)	0	2	0	0	0	3	05/25/2021	IFE
31358G-UK-1	FNMA 91-46	S	03/25/2020	MBS PAYDOWN		14	14	258	33	0	(18)	0	(18)	0	14	0	0	0	50	05/25/2021	IFE
31358G-Y6-8	FNMA 91-56	NB	03/01/2020	MBS PAYDOWN		25	25	104	30	0	(5)	0	(5)	0	25	0	0	0	17	06/25/2021	IFE
31358H-3N-3	FNMA 91-96	L	03/01/2020	MBS PAYDOWN		10	10	68	14	0	(4)	0	(4)	0	10	0	0	0	9	08/25/2021	IFE
31358H-AX-3	FNMA 91-67	M	03/01/2020	MBS PAYDOWN		13	13	140	22	0	(8)	0	(8)	0	13	0	0	0	22	08/25/2021	IFE
31358H-E5-0	FNMA 91-97	KA	03/01/2020	MBS PAYDOWN		4	4	46	6	0	(2)	0	(2)	0	4	0	0	0	7	08/25/2021	IFE
31358H-GD-1	FNMA G-19	JQ	03/01/2020	MBS PAYDOWN		2,413	2,413	2,729	2,418	0	(6)	0	(6)	0	2,413	0	0	0	35	07/25/2021	IFE
31358H-KB-0	FNMA 91-77	PL	03/01/2020	MBS PAYDOWN		10	10	110	18	0	(9)	0	(9)	0	10	0	0	0	19	07/25/2021	IFE
31358H-S3-0	FNMA 91-102	G	03/01/2020	MBS PAYDOWN		3	3	31	5	0	(2)	0	(2)	0	3	0	0	0	4	08/25/2021	IFE
31358H-U4-5	FNMA 91-105	K	03/01/2020	MBS PAYDOWN		9	9	112	18	0	(9)	0	(9)	0	9	0	0	0	17	09/25/2021	IFE
31358H-Y7-4	FNMA 91-107	Q	03/01/2020	MBS PAYDOWN		3	3	30	5	0	(2)	0	(2)	0	3	0	0	0	5	08/25/2021	IFE
31358H-Z4-0	FNMA 91-109	J	03/01/2020	MBS PAYDOWN		1	1	10	2	0	(1)	0	(1)	0	1	0	0	0	2	09/25/2021	IFE
31358H-ZZ-1	FNMA G-23	S	03/25/2020	MBS PAYDOWN		1	1	3	0	0	0	0	0	1	0	0	0	0	0	08/25/2021	IFE
31358J-2J-9	FNMA 91-141	PJ	03/01/2020	MBS PAYDOWN		5	5	52	9	0	(4)	0	(4)	0	5	0	0	0	9	10/25/2021	IFE
31358J-BV-2	FNMA G-26	S	03/25/2020	MBS PAYDOWN		24	24	196	37	0	(13)	0	(13)	0	24	0	0	0	38	08/25/2021	IFE

E05.3

STATEMENT AS OF MARCH 31, 2020 OF THE VOYA RETIREMENT INSURANCE AND ANNUITY COMPANY

**SCHEDULE D - PART 4**

Show All Long-Term Bonds and Stock Sold, Redeemed or Otherwise Disposed of During the Current Quarter

1	2	3	4	5	6	7	8	9	10	Change In Book/Adjusted Carrying Value					16	17	18	19	20	21	22
										11	12	13	14	15							
CUSIP Ident-ification	Description	For-ign	Disposal Date	Name of Purchaser	Number of Shares of Stock	Consid-eration	Par Value	Actual Cost	Prior Year Book/ Adjusted Carrying Value	Unrealized Valuation Increase/ (Decrease)	Current Year's (Amor-tization)/ Accretion	Current Year's Other Than Temporary Impairment Recogn-ized	Total Change in Book/ Adjusted Carrying Value (11 + 12 - 13)	Total Foreign Exchange Change in Book /Adjusted Carrying Value	Book/ Adjusted Carrying Value at Disposal Date	Foreign Exchange Gain (Loss) on Disposal	Realized Gain (Loss) on Disposal	Total Gain (Loss) on Disposal	Bond Interest/ Stock Dividends Received During Year	Stated Con-tractual Maturity Date	NAIC Desig-nation and Admini-strative Symbol
31358J-GY-1	FNMA 91-123	O	03/01/2020	MBS PAYDOWN		.3	3	.40	.6	.0	(.2)	.0	(.2)	.0	3	.0	.0	.0	.6	09/25/2021	IFE
31358J-NM-9	FNMA 91-108	V	03/01/2020	MBS PAYDOWN		.9	9	105	16	.0	(.7)	.0	(.7)	.0	9	.0	.0	.0	14	09/25/2021	IFE
31358J-P5-4	FNMA 91-143	G	03/01/2020	MBS PAYDOWN		.8	8	78	12	.0	(.4)	.0	(.4)	.0	8	.0	.0	.0	13	10/25/2021	IFE
31358K-DF-2	FNMA 91-151	C	03/01/2020	MBS PAYDOWN		.656	656	626	654	.0	.3	.0	.3	.0	656	.0	.0	.0	.0	11/25/2021	IFE
31358K-DL-9	FNMA 91-151	SO	03/25/2020	MBS PAYDOWN		.7	7	287	28	.0	(.21)	.0	(.21)	.0	7	.0	.0	.0	.39	11/25/2021	IFE
31358K-H4-3	FNMA 91-162	V	03/01/2020	MBS PAYDOWN		.3	3	35	5	.0	(.2)	.0	(.2)	.0	3	.0	.0	.0	.5	12/25/2021	IFE
31358K-P2-8	FNMA 91-160	PM	03/01/2020	MBS PAYDOWN		.8	8	93	.0	.0	.8	.0	.8	.0	8	.0	.0	.0	.23	12/25/2021	IFE
31358K-TY-4	FNMA 9-39	VA	03/01/2020	MBS PAYDOWN		.14	14	121	22	.0	(.8)	.0	(.8)	.0	14	.0	.0	.0	.23	11/25/2021	IFE
31358K-WG-9	FNMA 91-166	H	03/01/2020	MBS PAYDOWN		11,811	11,811	10,467	11,790	.0	21	.0	21	.0	11,811	.0	.0	.0	134	12/25/2021	IFE
31358L-CA-2	FNMA 92-11	G	03/01/2020	MBS PAYDOWN		.4	4	60	.8	.0	(.4)	.0	(.4)	.0	4	.0	.0	.0	.7	01/25/2022	IFE
31358L-JX-5	FNMA 92-6	K	03/01/2020	MBS PAYDOWN		.6	6	79	10	.0	(.4)	.0	(.4)	.0	6	.0	.0	.0	.9	01/25/2022	IFE
31358L-MU-7	FNMA 692-8	L	03/01/2020	MBS PAYDOWN		.5	5	39	.8	.0	(.3)	.0	(.3)	.0	5	.0	.0	.0	.7	01/25/2022	IFE
31358L-XP-6	FNMA 692-16	SO	03/25/2020	MBS PAYDOWN		.1	1	79	10	.0	(.9)	.0	(.9)	.0	1	.0	.0	.0	.19	03/25/2022	IFE
31358L-ZA-7	FNMA 692-11	SC	03/25/2020	MBS PAYDOWN		.19	19	210	32	.0	(.13)	.0	(.13)	.0	19	.0	.0	.0	.30	02/25/2022	IFE
31358M-2B-9	FNMA 92-73	SO	03/25/2020	MBS PAYDOWN		.8	8	759	54	.0	(.46)	.0	(.46)	.0	8	.0	.0	.0	.93	05/25/2022	IFE
31358M-2Y-9	FNMA 692-25	SD	03/25/2020	MBS PAYDOWN		669	669	760	676	.0	(.7)	.0	(.7)	.0	669	.0	.0	.0	25	05/25/2022	IFE
31358M-W3-5	FNMA 92-69	S	03/25/2020	MBS PAYDOWN		.6	6	87	10	.0	(.5)	.0	(.5)	.0	6	.0	.0	.0	.10	05/25/2022	IFE
31358M-XA-7	FNMA 92-49	M	03/01/2020	MBS PAYDOWN		.19	19	299	35	.0	(.16)	.0	(.16)	.0	19	.0	.0	.0	.30	04/25/2022	IFE
31358N-P7-1	FNMA 92-112	JC	03/01/2020	MBS PAYDOWN		.33	33	494	58	.0	(.25)	.0	(.25)	.0	33	.0	.0	.0	.54	07/25/2022	IFE
31358P-RG-4	FNMA 692-50	S	03/25/2020	INTEREST ONLY PAYMENT		.0	0	29	.2	.0	(.2)	.0	(.2)	.0	0	.0	.0	.0	.4	08/25/2022	IFE
31358Q-S9-0	FNMA 92-180	MA	03/01/2020	MBS PAYDOWN		.29	29	391	48	.0	(.19)	.0	(.19)	.0	29	.0	.0	.0	.38	10/25/2022	IFE
31358Q-AT-2	FNMA 92-161	SA	03/25/2020	MBS PAYDOWN		3,659	3,659	4,584	3,712	.0	(.53)	.0	(.53)	.0	3,659	.0	.0	.0	157	09/25/2022	IFE
31358Q-BA-2	FNMA 92-167	C	03/01/2020	MBS PAYDOWN		168	168	164	167	.0	.0	.0	.0	.0	168	.0	.0	.0	0	09/25/2022	IFE
31358Q-SY-2	FNMA 692-52	SO	03/25/2020	VARIOUS		.15	15	2,379	43	.0	(.28)	.0	(.28)	.0	15	.0	.0	.0	.374	09/25/2022	IFE
31358R-A8-6	FNMA 92-211	L	03/01/2020	MBS PAYDOWN		19,570	19,570	18,331	19,556	.0	.13	.0	.13	.0	19,570	.0	.0	.0	.238	12/25/2022	IFE
31358R-YU-1	FNMA 692-65	LD	03/01/2020	MBS PAYDOWN		.20	20	226	34	.0	(.14)	.0	(.14)	.0	20	.0	.0	.0	.25	11/25/2022	IFE
31358S-3E-9	FNMA 00-53	SD	03/25/2020	INTEREST ONLY PAYMENT		.0	0	837	.9	.0	(.9)	.0	(.9)	.0	0	.0	.0	.0	144	07/25/2022	IFE
31358S-HM-6	FNMA 00-28	SD	03/25/2020	INTEREST ONLY PAYMENT		.0	0	884	16	.0	(.16)	.0	(.16)	.0	0	.0	.0	.0	.57	09/25/2030	IFE
31358S-N4-9	FNMA 00-46	VB	03/25/2020	INTEREST ONLY PAYMENT		.0	0	1,414	67	.0	(.67)	.0	(.67)	.0	0	.0	.0	.0	120	07/25/2023	IFE
31358S-WM-0	FNMA 00-36	S	03/25/2020	INTEREST ONLY PAYMENT		.0	0	8	.3	.0	(.3)	.0	(.3)	.0	0	.0	.0	.0	.98	06/25/2030	IFE
31358T-BL-2	FNMA 93-2	H	03/01/2020	MBS PAYDOWN		.509	509	688	513	.0	(.5)	.0	(.5)	.0	509	.0	.0	.0	13	01/25/2023	IFE
31358U-GW-1	FNMA 93-124	M	03/01/2020	MBS PAYDOWN		5,577	5,577	4,002	5,540	.0	.38	.0	.38	.0	5,577	.0	.0	.0	0	10/25/2022	IFE
31358U-ST-6	FNMA 93-165	SD	03/25/2020	MBS PAYDOWN		2,080	2,080	2,261	2,092	.0	(.12)	.0	(.12)	.0	2,080	.0	.0	.0	.34	09/25/2023	IFE
31358V-DD-7	FNMA 93-202	SZ	03/01/2020	MBS PAYDOWN		3,650	3,650	3,985	3,656	.0	(.6)	.0	(.6)	.0	3,650	.0	.0	.0	.60	11/25/2023	IFE
31358V-TU-0	FNMA 94-46	E	03/01/2020	MBS PAYDOWN		2,141	2,141	1,510	2,131	.0	.10	.0	.10	.0	2,141	.0	.0	.0	0	11/25/2023	IFE
31358V-YD-0	FNMA 94-42	SE	03/01/2020	MBS PAYDOWN		3,409	3,409	4,346	3,445	.0	(.37)	.0	(.37)	.0	3,409	.0	.0	.0	127	04/25/2024	IFE
31358V-AN-7	FNMA 96-14	SJ	03/01/2020	INTEREST ONLY PAYMENT		.0	0	3,093	98	.0	(.98)	.0	(.98)	.0	0	.0	.0	.0	279	04/25/2024	IFE
31358V-K8-8	FNMA 697-4	SA	03/17/2020	INTEREST ONLY PAYMENT		.0	0	6,549	158	.0	(.158)	.0	(.158)	.0	0	.0	.0	.0	.477	06/17/2027	IFE
31358V-QU-3	FNMA 97-33	K	03/01/2020	INTEREST ONLY PAYMENT		.0	0	1,201	58	.0	(.58)	.0	(.58)	.0	0	.0	.0	.0	137	04/25/2024	IFE
31358V-WY-8	FNMA 97-34	SB	03/25/2020	INTEREST ONLY PAYMENT		.0	0	1,169	57	.0	(.57)	.0	(.57)	.0	0	.0	.0	.0	101	10/25/2023	IFE
31358V-FP-4	FNMA 97-50	SO	03/25/2020	INTEREST ONLY PAYMENT		.0	0	2,366	111	.0	(.111)	.0	(.111)	.0	0	.0	.0	.0	.207	10/25/2023	IFE
31358V-FQ-2	FNMA 97-50	SC	03/25/2020	INTEREST ONLY PAYMENT		.0	0	424	20	.0	(.20)	.0	(.20)	.0	0	.0	.0	.0	.37	10/25/2023	IFE
31358V-NY-6	FNMA 97-61	PK	03/01/2020	INTEREST ONLY PAYMENT		.0	0	879	19	.0	(.19)	.0	(.19)	.0	0	.0	.0	.0	.48	08/18/2027	IFE
31358V-UJ-6	FNMA 97-56	QG	03/01/2020	INTEREST ONLY PAYMENT		.0	0	119	4	.0	(.4)	.0	(.4)	.0	0	.0	.0	.0	.7	09/18/2027	IFE
31358V-BA-7	FNMA 01-8	SD	03/18/2020	INTEREST ONLY PAYMENT		.0	0	793	30	.0	(.30)	.0	(.30)	.0	0	.0	.0	.0	105	03/18/2031	IFE
31358V-MU-1	FNMA 01-5	SG	03/17/2020	INTEREST ONLY PAYMENT		.0	0	4,003	200	.0	(.200)	.0	(.200)	.0	0	.0	.0	.0	.475	02/17/2031	IFE
31358V-7E-2	FNMA 98-M5	X	03/01/2020	INTEREST ONLY PAYMENT		.0	0	4	.0	.0	.0	.0	.0	.0	0	.0	.0	.0	.42	07/25/2028	IFE
31358V-3Y-9	FNMA 98-66	OK	03/25/2020	INTEREST ONLY PAYMENT		.0	0	2,099	10	.0	(.10)	.0	(.10)	.0	0	.0	.0	.0	.215	12/25/2028	IFE
31358V-F5-7	FNMA 99-22	IO	03/01/2020	INTEREST ONLY PAYMENT		.0	0	130	9	.0	(.9)	.0	(.9)	.0	0	.0	.0	.0	.24	10/25/2021	IFE
31358V-F7-3	FNMA 99-22	B	03/01/2020	INTEREST ONLY PAYMENT		.0	0	122	10	.0	(.10)	.0	(.10)	.0	0	.0	.0	.0	.25	12/25/2021	IFE
31358V-F9-9	FNMA 99-22	SI	03/25/2020	INTEREST ONLY PAYMENT		.0	0	1,758	78	.0	(.78)	.0	(.78)	.0	0	.0	.0	.0	.228	10/25/2022	IFE
31358V-LN-1	FNMA 99-7	S	03/25/2020	INTEREST ONLY PAYMENT		.0	0	535	40	.0	(.40)	.0	(.40)	.0	0	.0	.0	.0	.101	03/25/2029	IFE
31358V-QM-8	FNMA 99-6	SE	03/17/2020	INTEREST ONLY PAYMENT		.0	0	3,280	114	.0	(.114)	.0	(.114)	.0	0	.0	.0	.0	.322	02/17/2029	IFE
31358V-2Y-6	FNMA 99-51	S	03/17/2020	INTEREST ONLY PAYMENT		.0	0	3,438	116	.0	(.116)	.0	(.116)	.0	0	.0	.0	.0	.322	09/17/2029	IFE
31358V-6C-8	FNMA 00-18	SC	03/25/2020	INTEREST ONLY PAYMENT		.0	0	5,976	258	.0	(.258)	.0	(.258)	.0	0	.0	.0	.0	.598	10/25/2023	IFE
31358V-7D-5	FNMA 00-23	SB	03/25/2020	INTEREST ONLY PAYMENT		.0	0	6,656	184	.0	(.184)	.0	(.184)	.0	0	.0	.0	.0	.510	07/25/2030	IFE
31358V-HH-5	FNMA 99-57	SE	03/25/2020	INTEREST ONLY PAYMENT		.0	0	825	4	.0	(.4)	.0	(.4)	.0	0	.0	.0	.0	118	12/25/2029	IFE
31358V-PV-5	FNMA 99-64	SE	03/25/2020	INTEREST ONLY PAYMENT		.0	0	1,143	9	.0	(.9)	.0	(.9)	.0	0	.0	.0	.0	163	01/25/2030	IFE

E05.4

STATEMENT AS OF MARCH 31, 2020 OF THE VOYA RETIREMENT INSURANCE AND ANNUITY COMPANY

**SCHEDULE D - PART 4**

Show All Long-Term Bonds and Stock Sold, Redeemed or Otherwise Disposed of During the Current Quarter

1	2	3	4	5	6	7	8	9	10	Change In Book/Adjusted Carrying Value					16	17	18	19	20	21	22	
										11	12	13	14	15								
CUSIP Identification	Description	Foreign	Disposal Date	Name of Purchaser	Number of Shares of Stock	Consideration	Par Value	Actual Cost	Prior Year Book/Adjusted Carrying Value	Unrealized Valuation Increase/(Decrease)	Current Year's (Amortization)/Accretion	Current Year's Other Than Temporary Impairment Recognized	Total Change in Book/Adjusted Carrying Value (11 + 12 - 13)	Total Foreign Exchange Change in Book /Adjusted Carrying Value	Book/Adjusted Carrying Value at Disposal Date	Foreign Exchange Gain (Loss) on Disposal	Realized Gain (Loss) on Disposal	Total Gain (Loss) on Disposal	Bond Interest/Stock Dividends Received During Year	Stated Contractual Maturity Date	NAIC Designation and Administrative Symbol	
313603-7H-9	FNMA 90-47	M	03/01/2020	MBS PAYDOWN		.1	.1	.7	.2	.0	(.1)	.0	(.1)	.0	.1	.0	.0	.0	.2	05/25/2020	IFE	
313603-WN-8	FNMA 90-12	H	02/25/2020	VARIOUS		.0	.0	.1	.0	.0	.0	.0	.0	.0	.0	.0	.0	.0	.0	02/25/2020	IFE	
313614-4L-0	FNMA 30YR		03/01/2020	MBS PAYDOWN		.92	.92	.99	.92	.0	.0	.0	.0	.0	.92	.0	.0	.0	.1	08/01/2020	IFE	
31363W-AB-1	FNMA 30YR		01/01/2020	VARIOUS		.3	.3	.3	.3	.0	.0	.0	.0	.0	.3	.0	.0	.0	.0	02/15/2020	IFE	
31363W-C8-6	FNMA 30YR		03/01/2020	MBS PAYDOWN		.24	.24	.27	.24	.0	.0	.0	.0	.0	.24	.0	.0	.0	.0	11/15/2020	IFE	
31364H-K6-3	FNSTR 268	2	03/01/2020	INTEREST ONLY PAYMENT		.0	.0	2,346	220	.0	(220)	.0	(220)	.0	.0	.0	.0	.0	409	02/25/2023	IFE	
31364H-LF-2	FNSTR 111	2	03/01/2020	INTEREST ONLY PAYMENT		.0	.0	.179	.9	.0	(.9)	.0	(.9)	.0	.0	.0	.0	.0	.23	11/25/2021	IFE	
31364H-MB-0	FNSTR 121	2	03/01/2020	INTEREST ONLY PAYMENT		.0	.0	.204	.24	.0	(.24)	.0	(.24)	.0	.0	.0	.0	.0	.58	02/25/2022	IFE	
31364H-NA-5	FNSTR 279	2	03/01/2020	INTEREST ONLY PAYMENT		.0	.0	1,954	.74	.0	(.74)	.0	(.74)	.0	.0	.0	.0	.0	.165	07/25/2026	IFE	
31364H-NB-9	FNSTR 133	2	03/01/2020	INTEREST ONLY PAYMENT		.0	.0	.222	.14	.0	(.14)	.0	(.14)	.0	.0	.0	.0	.0	.37	04/25/2022	IFE	
31364H-NF-0	FNSTR 135	2	03/01/2020	INTEREST ONLY PAYMENT		.0	.0	.160	.12	.0	(.12)	.0	(.12)	.0	.0	.0	.0	.0	.28	04/25/2022	IFE	
31364H-P4-3	FNSTR 283	2	03/01/2020	INTEREST ONLY PAYMENT		.0	.0	1,117	.83	.0	(.83)	.0	(.83)	.0	.0	.0	.0	.0	.202	11/25/2026	IFE	
31364H-R8-2	FNSTR 293	2	03/01/2020	INTEREST ONLY PAYMENT		.0	.0	.218	.8	.0	(.8)	.0	(.8)	.0	.0	.0	.0	.0	.17	12/25/2024	IFE	
31364H-T5-6	FNSTR 300		03/01/2020	MBS PAYDOWN	7,338		7,338	6,853	7,322	.0	.17	.0	.17	.0	7,338	.0	.0	.0	.0	04/25/2028	IFE	
3136A0-J7-3	FNMA 11-86		03/25/2020	INTEREST ONLY PAYMENT		.0	.0	82,768	1,539	.0	(1,539)	.0	(1,539)	.0	.0	.0	.0	.0	4,385	09/25/2041	IFE	
3136A1-AU-9	FNMA 11-102A		03/25/2020	INTEREST ONLY PAYMENT		.0	.0	21,439	.416	.0	(.416)	.0	(.416)	.0	.0	.0	.0	.0	1,054	10/25/2041	IFE	
3136A1-LJ-2	FNMA 11-99		03/25/2020	INTEREST ONLY PAYMENT		.0	.0	83,687	1,165	.0	(1,165)	.0	(1,165)	.0	.0	.0	.0	.0	2,897	10/25/2041	IFE	
3136A1-VV-4	FNMA 11-100E		03/25/2020	INTEREST ONLY PAYMENT		.0	.0	21,712	.292	.0	(.292)	.0	(.292)	.0	.0	.0	.0	.0	1,033	04/25/2039	IFE	
3136A1-XZ-3	FNMA 11-107		03/25/2020	INTEREST ONLY PAYMENT		.0	.0	36,946	.0	.0	.0	.0	.0	.0	.0	.0	.0	.0	.742	10/25/2041	IFE	
3136A2-3M-3	FNMA 11-144		03/25/2020	INTEREST ONLY PAYMENT		.0	.0	71,933	.880	.0	(.880)	.0	(.880)	.0	.0	.0	.0	.0	2,110	01/25/2042	IFE	
3136A2-AT-0	FNMA 11-110		03/25/2020	INTEREST ONLY PAYMENT		.0	.0	178,753	4,517	.0	(4,517)	.0	(4,517)	.0	.0	.0	.0	.0	7,979	04/25/2041	IFE	
3136A2-AX-1	FNMA 11-110		03/25/2020	INTEREST ONLY PAYMENT		.0	.0	72,507	1,849	.0	(1,849)	.0	(1,849)	.0	.0	.0	.0	.0	3,248	04/25/2041	IFE	
3136A2-CR-2	FNMA 11-110		03/25/2020	INTEREST ONLY PAYMENT		.0	.0	63,981	1,329	.0	(1,329)	.0	(1,329)	.0	.0	.0	.0	.0	2,633	04/25/2041	IFE	
3136A2-WA-7	FNMA 11-126		03/25/2020	INTEREST ONLY PAYMENT		.0	.0	221,256	3,050	.0	(3,050)	.0	(3,050)	.0	.0	.0	.0	.0	7,574	12/25/2041	IFE	
3136A3-C9-0	FNMA 12-9		03/25/2020	INTEREST ONLY PAYMENT		.0	.0	196,426	3,512	.0	(3,512)	.0	(3,512)	.0	.0	.0	.0	.0	8,669	02/25/2042	IFE	
3136A3-JH-5	FNMA 11-137		03/01/2020	INTEREST ONLY PAYMENT		.0	.0	59,780	2,093	.0	(2,093)	.0	(2,093)	.0	.0	.0	.0	.0	5,229	01/25/2027	IFE	
3136A4-6A-2	FNMA 12-37D		03/25/2020	INTEREST ONLY PAYMENT		.0	.0	21,988	.394	.0	(.394)	.0	(.394)	.0	.0	.0	.0	.0	.974	01/25/2040	IFE	
3136A4-PY-9	FNMA 12-16		03/25/2020	INTEREST ONLY PAYMENT		.0	.0	79,965	1,536	.0	(1,536)	.0	(1,536)	.0	.0	.0	.0	.0	3,618	03/25/2042	IFE	
3136A5-3A-2	FNMA 12-55		03/25/2020	INTEREST ONLY PAYMENT		.0	.0	97,309	1,943	.0	(1,943)	.0	(1,943)	.0	.0	.0	.0	.0	4,518	05/25/2042	IFE	
3136A5-BU-9	FNMA 12-40		03/01/2020	INTEREST ONLY PAYMENT		.0	.0	11,978	1,057	.0	(1,057)	.0	(1,057)	.0	.0	.0	.0	.0	1,702	06/25/2030	IFE	
3136A5-T4-8	FNMA 12-49		03/25/2020	INTEREST ONLY PAYMENT		.0	.0	62,228	1,105	.0	(1,105)	.0	(1,105)	.0	.0	.0	.0	.0	2,344	05/25/2042	IFE	
3136A5-UN-4	FNMA 12-30		03/25/2020	INTEREST ONLY PAYMENT		.0	.0	109,619	2,167	.0	(2,167)	.0	(2,167)	.0	.0	.0	.0	.0	5,930	04/25/2042	IFE	
3136A6-LN-2	FNMA 12-62		03/25/2020	INTEREST ONLY PAYMENT		.0	.0	79,976	1,084	.0	(1,084)	.0	(1,084)	.0	.0	.0	.0	.0	2,498	06/25/2042	IFE	
3136A6-PZ-1	FNMA 12-61		03/25/2020	INTEREST ONLY PAYMENT		.0	.0	28,441	.394	.0	(.394)	.0	(.394)	.0	.0	.0	.0	.0	.917	06/25/2042	IFE	
3136A6-SE-5	FNMA 12-59		03/25/2020	INTEREST ONLY PAYMENT		.0	.0	90,356	1,089	.0	(1,089)	.0	(1,089)	.0	.0	.0	.0	.0	3,744	06/25/2042	IFE	
3136A7-AK-8	FNMA 12-68		03/25/2020	INTEREST ONLY PAYMENT		.0	.0	104,928	2,530	.0	(2,530)	.0	(2,530)	.0	.0	.0	.0	.0	5,617	05/25/2031	IFE	
3136A7-E5-7	FHLMC 12-85		03/01/2020	MBS PAYDOWN	112,798		112,798	92,512	112,438	.0	.361	.0	.361	.0	112,798	.0	.0	.0	.0	08/25/2042	IFE	
3136A7-YL-0	FNMA 12-83		03/25/2020	INTEREST ONLY PAYMENT		.0	.0	64,567	.991	.0	(.991)	.0	(.991)	.0	.0	.0	.0	.0	2,619	08/25/2042	IFE	
3136A7-ZJ-4	FNMA 12-83		03/25/2020	INTEREST ONLY PAYMENT		.0	.0	45,644	.568	.0	(.568)	.0	(.568)	.0	.0	.0	.0	.0	1,140	08/25/2042	IFE	
3136A8-HQ-6	FNMA 12-93		03/25/2020	INTEREST ONLY PAYMENT		.0	.0	276,629	4,300	.0	(4,300)	.0	(4,300)	.0	.0	.0	.0	.0	9,636	09/25/2042	IFE	
3136A8-PF-1	FNMA 12-100		03/25/2020	INTEREST ONLY PAYMENT		.0	.0	48,165	1,617	.0	(1,617)	.0	(1,617)	.0	.0	.0	.0	.0	3,106	03/25/2031	IFE	
3136A9-4S-4	FNMA 12-122		03/25/2020	INTEREST ONLY PAYMENT		.0	.0	96,402	1,382	.0	(1,382)	.0	(1,382)	.0	.0	.0	.0	.0	2,834	11/25/2042	IFE	
3136A9-EU-8	FNMA 12-111		03/25/2020	INTEREST ONLY PAYMENT		.0	.0	137,270	1,822	.0	(1,822)	.0	(1,822)	.0	.0	.0	.0	.0	3,693	10/25/2042	IFE	
3136A9-HB-7	FNMA 12-111		03/25/2020	MBS PAYDOWN	418		418	.363	.416	.0	.2	.0	.2	.0	418	.0	.0	.0	.0	2	10/25/2042	IFE
3136A9-HT-8	FNMA 12-110		03/01/2020	MBS PAYDOWN	25,501		25,501	25,737	25,506	.0	(.5)	.0	(.5)	.0	25,501	.0	.0	.0	.116	10/25/2042	IFE	
3136A9-QG-6	FNMA 12-128		03/25/2020	INTEREST ONLY PAYMENT		.0	.0	241,665	3,006	.0	(3,006)	.0	(3,006)	.0	.0	.0	.0	.0	7,520	11/25/2042	IFE	
3136A9-QK-7	FNMA 12-128		03/25/2020	INTEREST ONLY PAYMENT		.0	.0	94,044	1,308	.0	(1,308)	.0	(1,308)	.0	.0	.0	.0	.0	3,207	06/25/2042	IFE	
3136A9-QR-2	FNMA 12-128		03/25/2020	INTEREST ONLY PAYMENT		.0	.0	397,539	7,008	.0	(7,008)	.0	(7,008)	.0	.0	.0	.0	.0	14,159	11/25/2042	IFE	
3136A9-TB-4	FNMA 12-128		03/01/2020	INTEREST ONLY PAYMENT		.0	.0	20,944	.389	.0	(.389)	.0	(.389)	.0	.0	.0	.0	.0	.864	11/25/2032	IFE	
3136A9-TH-1	FNMA 12-128		03/01/2020	INTEREST ONLY PAYMENT		.0	.0	64,592	1,241	.0	(1,241)	.0	(1,241)	.0	.0	.0	.0	.0	2,785	11/25/2032	IFE	
3136AA-UP-8	FNMA 12-134		03/25/2020	INTEREST ONLY PAYMENT		.0	.0	230,437	4,546	.0	(4,546)	.0	(4,546)	.0	.0	.0	.0	.0	10,248	12/25/2042	IFE	
3136AA-YK-5	FNMA 12-133		03/25/2020	INTEREST ONLY PAYMENT		.0	.0	91,770	1,407	.0	(1,407)	.0	(1,407)	.0	.0	.0	.0	.0	3,413	12/25/2042	IFE	
3136AB-4J-9	FNMA 13-2		03/25/2020	INTEREST ONLY PAYMENT		.0	.0	87,304	1,016	.0	(1,016)	.0	(1,016)	.0	.0	.0	.0	.0	2,812	02/25/2043	IFE	
3136AB-KF-9	FNMA 12-144		03/01/2020	INTEREST ONLY PAYMENT		.0	.0	62,326	1,177	.0	(1,177)	.0	(1,177)	.0	.0	.0	.0	.0	2,675	09/25/2031	IFE	
3136AB-N2-5	FNMA 13-6		03/25/2020	INTEREST ONLY PAYMENT		.0	.0	30,720	.602	.0	(.602)	.0	(.602)	.0	.0	.0	.0	.0	1,302	02/25/2043	IFE	
3136AB-PB-3	FNMA 12-148		03/01/2020	INTEREST ONLY PAYMENT		.0	.0	56,372	1,711	.0	(1,711)	.0	(1,711)	.0	.0	.0	.0	.0	3,951	11/25/2042	IFE	
3136AB-YL-2	FNMA 13-3		03/25/2020	INTEREST ONLY PAYMENT		.0	.0	183,509	3,492	.0	(3,492)	.0	(3,492)	.0	.0	.0	.0	.0	7,592	02/25/2043	IFE	
3136AC-JE-2	FNMA 13-17		03/25/2020	INTEREST ONLY PAYMENT		.0	.0	39,047	.706	.0	(.706)	.0	(.706)	.0	.0	.0	.0	.0	1,400	03/25/2043	IFE	

E05.5

STATEMENT AS OF MARCH 31, 2020 OF THE VOYA RETIREMENT INSURANCE AND ANNUITY COMPANY

**SCHEDULE D - PART 4**

Show All Long-Term Bonds and Stock Sold, Redeemed or Otherwise Disposed of During the Current Quarter

1	2	3	4	5	6	7	8	9	10	Change In Book/Adjusted Carrying Value					16	17	18	19	20	21	22	
										11	12	13	14	15								
CUSIP Identification	Description	Foreign	Disposal Date	Name of Purchaser	Number of Shares of Stock	Consideration	Par Value	Actual Cost	Prior Year Book/Adjusted Carrying Value	Unrealized Valuation Increase/(Decrease)	Current Year's (Amortization)/Accretion	Current Year's Other Than Temporary Impairment Recognized	Total Change in Book/Adjusted Carrying Value (11 + 12 - 13)	Total Foreign Exchange Change in Book /Adjusted Carrying Value	Book/Adjusted Carrying Value at Disposal Date	Foreign Exchange Gain (Loss) on Disposal	Realized Gain (Loss) on Disposal	Total Gain (Loss) on Disposal	Bond Interest/Stock Dividends Received During Year	Stated Contractual Maturity Date	NAIC Designation and Administrative Symbol	
3136AD-AW-9	FNMA_13-23		03/25/2020	INTEREST ONLY PAYMENT		.0	0	93,301	1,499	.0	(1,499)	.0	(1,499)	.0	.0	.0	.0	.0	3,888	03/25/2043	IFE	
3136AD-RS-0	FNMA_13-35		03/01/2020	INTEREST ONLY PAYMENT		.0	0	28,827	319	.0	(319)	.0	(319)	.0	.0	.0	.0	.0	836	04/25/2033	IFE	
3136AD-W7-0	FNMA_13-43		03/25/2020	INTEREST ONLY PAYMENT		.0	0	127,428	2,669	.0	(2,669)	.0	(2,669)	.0	.0	.0	.0	.0	6,376	12/25/2042	IFE	
3136AD-Y7-8	FNMA_13-43		03/25/2020	INTEREST ONLY PAYMENT		.0	0	213,514	3,479	.0	(3,479)	.0	(3,479)	.0	.0	.0	.0	.0	8,185	05/25/2043	IFE	
3136AE-3M-7	FNMA_13-69		03/25/2020	INTEREST ONLY PAYMENT		.0	0	153,563	3,167	.0	(3,167)	.0	(3,167)	.0	.0	.0	.0	.0	6,395	05/25/2043	IFE	
3136AE-SE-8	FNMA_13-61		03/01/2020	INTEREST ONLY PAYMENT		.0	0	15,825	.0	.0	(463)	.0	(463)	.0	.0	.0	.0	.0	793	04/25/2033	IFE	
3136AF-PL-2	FNMA_13-75		03/01/2020	INTEREST ONLY PAYMENT		.0	0	5,572	143	.0	(143)	.0	(143)	.0	.0	.0	.0	.0	319	09/25/2032	IFE	
3136AG-5J-7	FNMA_13-112		03/25/2020	INTEREST ONLY PAYMENT		.0	0	54,385	883	.0	(883)	.0	(883)	.0	.0	.0	.0	.0	2,905	11/25/2043	IFE	
3136AG-CZ-3	FNMA_13-97		03/25/2020	INTEREST ONLY PAYMENT		.0	0	34,511	1,407	.0	(1,407)	.0	(1,407)	.0	.0	.0	.0	.0	3,017	11/25/2031	IFE	
3136AG-EK-4	FNMA_13-98		03/01/2020	MBS PAYDOWN	493,397	493,397	493,397	398,499	491,513	.0	1,884	.0	1,884	.0	493,397	.0	.0	.0	.0	09/25/2043	IFE	
3136AG-GA-4	FNMA_13-92		03/01/2020	MBS PAYDOWN	82,893	82,893	82,893	65,156	82,581	.0	312	.0	312	.0	82,893	.0	.0	.0	.0	09/25/2043	IFE	
3136AG-YK-2	FNMA_13-101		03/25/2020	MBS PAYDOWN	400,999	400,999	400,999	278,193	398,844	.0	2,156	.0	2,156	.0	400,999	.0	.0	.0	.0	10/25/2043	IFE	
3136AG-ZH-8	FNMA_13-101		03/25/2020	MBS PAYDOWN	42,868	42,868	42,868	33,597	42,615	.0	252	.0	252	.0	42,868	.0	.0	.0	.0	10/25/2043	IFE	
3136AH-EV-8	FNMA_13-121		03/25/2020	INTEREST ONLY PAYMENT		.0	0	853,365	18,557	.0	(18,557)	.0	(18,557)	.0	.0	.0	.0	.0	43,933	12/25/2043	IFE	
3136AH-G6-1	FNMA_13-130		03/25/2020	INTEREST ONLY PAYMENT		.0	0	479,070	12,985	.0	(12,985)	.0	(12,985)	.0	.0	.0	.0	.0	22,313	10/25/2042	IFE	
3136AH-NE-6	FNMA_13-128		03/01/2020	MBS PAYDOWN	26,465	26,465	26,465	20,920	26,370	.0	95	.0	95	.0	26,465	.0	.0	.0	.0	12/25/2043	IFE	
3136AH-ZM-5	FNMA_13-130		03/25/2020	INTEREST ONLY PAYMENT		.0	0	49,086	1,205	.0	(1,205)	.0	(1,205)	.0	.0	.0	.0	.0	2,249	05/25/2043	IFE	
3136AJ-CB-0	FNMA_14-2		03/25/2020	INTEREST ONLY PAYMENT		.0	0	98,916	1,979	.0	(1,979)	.0	(1,979)	.0	.0	.0	.0	.0	5,034	02/25/2044	IFE	
3136AJ-FB-4	FNMA_14-26		03/01/2020	MBS PAYDOWN	11,204	11,204	11,204	11,657	11,221	.0	(17)	.0	(17)	.0	11,204	.0	.0	.0	.0	75	04/25/2033	IFE
3136AJ-JU-8	FNMA_14-18		03/25/2020	INTEREST ONLY PAYMENT		.0	0	136,934	2,630	.0	(2,630)	.0	(2,630)	.0	.0	.0	.0	.0	6,088	04/25/2044	IFE	
3136AJ-ZD-1	FNMA_14-15		03/01/2020	MBS PAYDOWN	195,340	195,340	195,340	156,755	194,537	.0	803	.0	803	.0	195,340	.0	.0	.0	.0	04/25/2044	IFE	
3136AK-GQ-1	FNMA_14-65C		03/25/2020	INTEREST ONLY PAYMENT		.0	0	101,609	1,590	.0	(1,590)	.0	(1,590)	.0	.0	.0	.0	.0	4,034	10/25/2044	IFE	
3136AK-DR-1	FNMA_14-31		03/01/2020	INTEREST ONLY PAYMENT		.0	0	283,008	4,939	.0	(4,939)	.0	(4,939)	.0	.0	.0	.0	.0	11,222	06/25/2044	IFE	
3136AL-2Q-3	FNMA_14-84		03/25/2020	INTEREST ONLY PAYMENT		.0	0	335,892	6,618	.0	(6,618)	.0	(6,618)	.0	.0	.0	.0	.0	16,004	12/25/2044	IFE	
3136AL-6A-4	FNMA_14-94		03/01/2020	INTEREST ONLY PAYMENT		.0	0	7,859	423	.0	(423)	.0	(423)	.0	.0	.0	.0	.0	757	10/25/2032	IFE	
3136AL-LV-1	FNMA_14-73		03/25/2020	INTEREST ONLY PAYMENT		.0	0	32,047	667	.0	(667)	.0	(667)	.0	.0	.0	.0	.0	1,494	11/25/2044	IFE	
3136AM-KT-5	FANNIE MAE FNMA_14-87 MS		03/25/2020	INTEREST ONLY PAYMENT		.0	0	179,899	3,515	.0	(3,515)	.0	(3,515)	.0	.0	.0	.0	.0	8,595	01/25/2045	IFE	
3136AM-JB-4	FNMA_15-19		03/25/2020	INTEREST ONLY PAYMENT		.0	0	279,472	4,911	.0	(4,911)	.0	(4,911)	.0	.0	.0	.0	.0	11,265	04/25/2045	IFE	
3136AN-MD-6	FNMA_15-25		03/25/2020	INTEREST ONLY PAYMENT		.0	0	94,660	1,845	.0	(1,845)	.0	(1,845)	.0	.0	.0	.0	.0	5,146	05/25/2045	IFE	
3136AN-RY-5	FNMA_15-30		03/25/2020	INTEREST ONLY PAYMENT		.0	0	89,608	1,655	.0	(1,655)	.0	(1,655)	.0	.0	.0	.0	.0	3,882	05/25/2045	IFE	
3136AN-WU-7	FNMA_15-27		03/25/2020	INTEREST ONLY PAYMENT		.0	0	422,946	10,402	.0	(10,402)	.0	(10,402)	.0	.0	.0	.0	.0	23,428	05/25/2045	IFE	
3136AP-3X-8	FNMA_15-65		03/01/2020	MBS PAYDOWN	23,704	23,704	23,704	20,822	23,615	.0	89	.0	89	.0	23,704	.0	.0	.0	.0	09/25/2055	IFE	
3136AP-4F-6	FNMA_15-65		03/25/2020	INTEREST ONLY PAYMENT		.0	0	64,665	1,166	.0	(1,166)	.0	(1,166)	.0	.0	.0	.0	.0	3,544	09/25/2055	IFE	
3136AQ-2R-0	FNMA_16-4		03/25/2020	INTEREST ONLY PAYMENT		.0	0	239,352	3,900	.0	(3,900)	.0	(3,900)	.0	.0	.0	.0	.0	8,040	02/25/2046	IFE	
3136AQ-2Z-2	FNMA_16-4		03/25/2020	INTEREST ONLY PAYMENT		.0	0	173,825	.0	.0	.0	.0	.0	.0	.0	.0	.0	.0	3,161	02/25/2046	IFE	
3136AQ-4Q-0	FNMA_16-6		03/25/2020	INTEREST ONLY PAYMENT		.0	0	156,765	2,214	.0	(2,214)	.0	(2,214)	.0	.0	.0	.0	.0	4,650	02/25/2046	IFE	
3136AQ-6F-2	FNMA_16-10		03/25/2020	INTEREST ONLY PAYMENT		.0	0	134,674	2,854	.0	(2,854)	.0	(2,854)	.0	.0	.0	.0	.0	5,900	03/25/2046	IFE	
3136AQ-GD-6	FNMA_15-77		03/25/2020	INTEREST ONLY PAYMENT		.0	0	464,758	8,970	.0	(8,970)	.0	(8,970)	.0	.0	.0	.0	.0	19,040	10/25/2045	IFE	
3136AQ-HX-1	FNMA_15-82		03/25/2020	INTEREST ONLY PAYMENT		.0	0	652,928	11,901	.0	(11,901)	.0	(11,901)	.0	.0	.0	.0	.0	34,773	11/25/2045	IFE	
3136AQ-KZ-2	FNMA_15-79A		03/25/2020	INTEREST ONLY PAYMENT		.0	0	21,238	.0	.0	.0	.0	.0	.0	.0	.0	.0	.0	454	11/25/2045	IFE	
3136AQ-RD-4	FNMA_15-84		03/25/2020	INTEREST ONLY PAYMENT		.0	0	100,703	1,918	.0	(1,918)	.0	(1,918)	.0	.0	.0	.0	.0	5,752	11/25/2045	IFE	
3136AQ-WF-3	FNMA_15-87		03/25/2020	INTEREST ONLY PAYMENT		.0	0	329,564	6,254	.0	(6,254)	.0	(6,254)	.0	.0	.0	.0	.0	17,040	12/25/2045	IFE	
3136AQ-Y5-4	FNMA_16-5		03/25/2020	INTEREST ONLY PAYMENT		.0	0	224,429	4,118	.0	(4,118)	.0	(4,118)	.0	.0	.0	.0	.0	8,481	02/25/2046	IFE	
3136AR-2Z-0	FNMA_16-28		03/01/2020	INTEREST ONLY PAYMENT		.0	0	169,315	3,065	.0	(3,065)	.0	(3,065)	.0	.0	.0	.0	.0	6,951	03/25/2038	IFE	
3136AR-BD-9	FNMA_16-2		03/25/2020	INTEREST ONLY PAYMENT		.0	0	211,191	4,500	.0	(4,500)	.0	(4,500)	.0	.0	.0	.0	.0	10,129	02/25/2046	IFE	
3136AR-DN-5	FNMA_16-2		03/25/2020	INTEREST ONLY PAYMENT		.0	0	239,531	4,882	.0	(4,882)	.0	(4,882)	.0	.0	.0	.0	.0	12,644	02/25/2046	IFE	
3136AR-DU-9	FNMA_16-2		03/25/2020	INTEREST ONLY PAYMENT		.0	0	150,365	3,301	.0	(3,301)	.0	(3,301)	.0	.0	.0	.0	.0	9,151	02/25/2046	IFE	
3136AR-MA-3	FNMA_16-7		03/25/2020	INTEREST ONLY PAYMENT		.0	0	475,026	9,279	.0	(9,279)	.0	(9,279)	.0	.0	.0	.0	.0	27,476	02/25/2034	IFE	
3136AR-ZW-1	FNMA_16-19		03/01/2020	MBS PAYDOWN	205,210	205,210	205,210	166,862	204,525	.0	685	.0	685	.0	205,210	.0	.0	.0	.0	04/25/2046	IFE	
3136AS-6H-4	FNMA_16-52		03/25/2020	INTEREST ONLY PAYMENT		.0	0	279,400	4,179	.0	(4,179)	.0	(4,179)	.0	.0	.0	.0	.0	9,715	08/25/2046	IFE	
3136AS-HK-5	FNMA_16-24		03/25/2020	INTEREST ONLY PAYMENT		.0	0	152,246	2,413	.0	(2,413)	.0	(2,413)	.0	.0	.0	.0	.0	5,896	05/25/2046	IFE	
3136AS-LH-7	FNMA_16-38		03/25/2020	INTEREST ONLY PAYMENT		.0	0	472,496	7,127	.0	(7,127)	.0	(7,127)	.0	.0	.0	.0	.0	16,477	06/25/2046	IFE	
3136AS-UC-8	FNMA_16-32		03/25/2020	INTEREST ONLY PAYMENT		.0	0	575,592	11,244	.0	(11,244)	.0	(11,244)	.0	.0	.0	.0	.0	30,618	10/25/2034	IFE	
3136AS-V2-9	FNMA_16-42		03/25/2020	INTEREST ONLY PAYMENT		.0	0	157,155	3,088	.0	(3,088)	.0	(3,088)	.0	.0	.0	.0	.0	9,264	07/25/2046	IFE	
3136AS-WN-2	FNMA_16-46B		03/25/2020	INTEREST ONLY PAYMENT		.0	0	171,470	3,104	.0	(3,104)	.0	(3,104)	.0	.0	.0	.0	.0	7,761	07/25/2046	IFE	
3136AS-WX-0	FNMA_16-43		03/25/2020	INTEREST ONLY PAYMENT		.0	0	270,335	3,915	.0	(3,915)	.0	(3,915)	.0	.0	.0	.0	.0	8,681	07/25/2046	IFE	
3136AT-6L-3	FNMA_16-86		03/25/2020	INTEREST ONLY PAYMENT		.0	0	356,871	5,978	.0	(5,978)	.0	(5,978)	.0	.0	.0	.0	.0	16,757	11/25/2046	IFE	
3136AT-BS-2	FNMA_16-50		03/25/2020	INTEREST ONLY PAYMENT		.0	0	335,186	5,647	.0	(5,647)	.0	(5,647)	.0	.0	.0	.0	.0	10,564	08/25/2046	IFE	

E05.6

STATEMENT AS OF MARCH 31, 2020 OF THE VOYA RETIREMENT INSURANCE AND ANNUITY COMPANY

**SCHEDULE D - PART 4**

Show All Long-Term Bonds and Stock Sold, Redeemed or Otherwise Disposed of During the Current Quarter

1	2	3	4	5	6	7	8	9	10	Change In Book/Adjusted Carrying Value					16	17	18	19	20	21	22
										11	12	13	14	15							
CUSIP Identification	Description	Foreign	Disposal Date	Name of Purchaser	Number of Shares of Stock	Consideration	Par Value	Actual Cost	Prior Year Book/Adjusted Carrying Value	Unrealized Valuation Increase/(Decrease)	Current Year's (Amortization)/Accretion	Current Year's Other Than Temporary Impairment Recognized	Total Change in Book/Adjusted Carrying Value (11 + 12 - 13)	Total Foreign Exchange Change in Book /Adjusted Carrying Value	Book/Adjusted Carrying Value at Disposal Date	Foreign Exchange Gain (Loss) on Disposal	Realized Gain (Loss) on Disposal	Total Gain (Loss) on Disposal	Bond Interest/Stock Dividends Received During Year	Stated Contractual Maturity Date	NAIC Designation and Administrative Symbol
3136AT-FX-7	FNMA 16-54		03/25/2020	INTEREST ONLY PAYMENT		.0		154,413	2,234	.0	(2,234)	.0	(2,234)	.0	.0	.0	.0	.0	5,877	08/25/2046	IFE
3136AT-K2-9	FNMA 16-72		03/25/2020	INTEREST ONLY PAYMENT		.0		326,941	5,110	.0	(5,110)	.0	(5,110)	.0	.0	.0	.0	.0	10,147	10/25/2046	IFE
3136AT-KN-3	FNMA 16-49		03/25/2020	INTEREST ONLY PAYMENT		.0		467,993	9,149	.0	(9,149)	.0	(9,149)	.0	.0	.0	.0	.0	25,993	08/25/2046	IFE
3136AT-KX-1	FNMA 16-49		03/25/2020	INTEREST ONLY PAYMENT		.0		213,087	3,429	.0	(3,429)	.0	(3,429)	.0	.0	.0	.0	.0	8,140	08/25/2046	IFE
3136AT-NC-4	FNMA 16-60		03/25/2020	INTEREST ONLY PAYMENT		.0		122,174	2,142	.0	(2,142)	.0	(2,142)	.0	.0	.0	.0	.0	6,087	09/25/2046	IFE
3136AU-4G-3	FNMA 17-8		03/25/2020	INTEREST ONLY PAYMENT		.0		46,672	827	.0	(827)	.0	(827)	.0	.0	.0	.0	.0	2,966	02/25/2047	IFE
3136AU-AT-8	FNMA 16-82		03/25/2020	INTEREST ONLY PAYMENT		.0		474,246	8,479	.0	(8,479)	.0	(8,479)	.0	.0	.0	.0	.0	24,453	11/25/2046	IFE
3136AU-HJ-8	FNMA 16-79		03/25/2020	INTEREST ONLY PAYMENT		.0		778,653	13,385	.0	(13,385)	.0	(13,385)	.0	.0	.0	.0	.0	37,548	11/25/2046	IFE
3136AU-KQ-3	FNMA 16-84		03/25/2020	INTEREST ONLY PAYMENT		.0		329,776	6,505	.0	(6,505)	.0	(6,505)	.0	.0	.0	.0	.0	11,958	11/25/2046	IFE
3136AV-2E-8	FNMA 17-21		03/25/2020	INTEREST ONLY PAYMENT		.0		277,926	4,777	.0	(4,777)	.0	(4,777)	.0	.0	.0	.0	.0	10,882	04/25/2047	IFE
3136AV-5K-1	FNMA 17-23		03/25/2020	INTEREST ONLY PAYMENT		.0		8,643	.0	.0	.0	.0	.0	.0	.0	.0	.0	.0	188	04/25/2047	IFE
3136AV-BX-6	FNMA 17-1		03/01/2020	INTEREST ONLY PAYMENT		.0		25,346	668	.0	(668)	.0	(668)	.0	.0	.0	.0	.0	1,412	09/25/2035	IFE
3136AV-HR-3	FNMA 17-4		03/25/2020	INTEREST ONLY PAYMENT		.0		210,535	4,694	.0	(4,694)	.0	(4,694)	.0	.0	.0	.0	.0	13,014	02/25/2047	IFE
3136AV-JE-0	FNMA 17-4		03/25/2020	INTEREST ONLY PAYMENT		.0		23,768	.0	.0	.0	.0	.0	.0	.0	.0	.0	.0	531	02/25/2047	IFE
3136AV-R3-5	FNMA 17-24		03/25/2020	INTEREST ONLY PAYMENT		.0		169,520	2,491	.0	(2,491)	.0	(2,491)	.0	.0	.0	.0	.0	5,795	04/25/2047	IFE
3136AV-WY-1	FNMA 17-9		03/25/2020	INTEREST ONLY PAYMENT		.0		141,423	2,448	.0	(2,448)	.0	(2,448)	.0	.0	.0	.0	.0	7,476	03/25/2047	IFE
3136AW-6F-9	FNMA 17-48		03/25/2020	INTEREST ONLY PAYMENT		.0		108,931	2,139	.0	(2,139)	.0	(2,139)	.0	.0	.0	.0	.0	5,099	07/25/2057	IFE
3136AW-AN-7	FNMA 17-25		03/25/2020	INTEREST ONLY PAYMENT		.0		231,197	5,025	.0	(5,025)	.0	(5,025)	.0	.0	.0	.0	.0	14,674	04/25/2047	IFE
3136AW-FD-4	FNMA 17-33		03/25/2020	INTEREST ONLY PAYMENT		.0		589,542	14,780	.0	(14,780)	.0	(14,780)	.0	.0	.0	.0	.0	23,615	05/25/2039	IFE
3136AW-OF-7	FNMA 17-30		03/25/2020	INTEREST ONLY PAYMENT		.0		265,028	4,047	.0	(4,047)	.0	(4,047)	.0	.0	.0	.0	.0	9,134	05/25/2047	IFE
3136AX-3P-8	FNMA 17-81		03/25/2020	INTEREST ONLY PAYMENT		.0		326,929	7,882	.0	(7,882)	.0	(7,882)	.0	.0	.0	.0	.0	13,993	10/25/2047	IFE
3136AX-A5-4	FNMA 17-69		03/25/2020	INTEREST ONLY PAYMENT		.0		322,524	5,702	.0	(5,702)	.0	(5,702)	.0	.0	.0	.0	.0	12,196	09/25/2047	IFE
3136AX-YA-7	FNMA 17-61		03/25/2020	INTEREST ONLY PAYMENT		.0		257,655	3,960	.0	(3,960)	.0	(3,960)	.0	.0	.0	.0	.0	11,080	08/25/2047	IFE
3136AX-HJ-5	FNMA 17-79		03/25/2020	INTEREST ONLY PAYMENT		.0		31,807	780	.0	(780)	.0	(780)	.0	.0	.0	.0	.0	2,303	10/25/2047	IFE
3136B0-AN-6	FNMA 17-96		03/25/2020	INTEREST ONLY PAYMENT		.0		498,953	8,261	.0	(8,261)	.0	(8,261)	.0	.0	.0	.0	.0	18,672	12/25/2057	IFE
3136B0-X3-5	FNMA 18-11		03/25/2020	INTEREST ONLY PAYMENT		.0		934,728	22,518	.0	(22,518)	.0	(22,518)	.0	.0	.0	.0	.0	39,546	12/25/2047	IFE
3136B1-DK-7	FNMA 18-11		03/25/2020	INTEREST ONLY PAYMENT		.0		249,264	4,590	.0	(4,590)	.0	(4,590)	.0	.0	.0	.0	.0	13,081	03/25/2048	IFE
3136B1-JA-3	FNMA 18-15		03/25/2020	INTEREST ONLY PAYMENT		.0		211,269	4,613	.0	(4,613)	.0	(4,613)	.0	.0	.0	.0	.0	8,727	03/25/2048	IFE
3136B1-L9-3	FNMA 18-27		03/25/2020	INTEREST ONLY PAYMENT		.0		1,006,232	17,068	.0	(17,068)	.0	(17,068)	.0	.0	.0	.0	.0	38,328	05/25/2048	IFE
3136B1-N4-2	FNMA 18-28		03/25/2020	INTEREST ONLY PAYMENT		.0		285,541	6,316	.0	(6,316)	.0	(6,316)	.0	.0	.0	.0	.0	16,136	05/25/2048	IFE
3136B1-PH-1	FNMA 18-19		03/25/2020	INTEREST ONLY PAYMENT		.0		263,462	4,277	.0	(4,277)	.0	(4,277)	.0	.0	.0	.0	.0	8,257	04/25/2058	IFE
3136B2-3C-4	FNMA 18-64		03/25/2020	INTEREST ONLY PAYMENT		.0		153,157	3,242	.0	(3,242)	.0	(3,242)	.0	.0	.0	.0	.0	8,651	01/25/2040	IFE
3136B2-3L-4	FNMA 18-63		03/01/2020	INTEREST ONLY PAYMENT		.0		53,620	862	.0	(862)	.0	(862)	.0	.0	.0	.0	.0	1,904	09/25/2048	IFE
3136B2-CG-5	FNMA 18-39		03/25/2020	INTEREST ONLY PAYMENT		.0		34,545	676	.0	(676)	.0	(676)	.0	.0	.0	.0	.0	1,965	11/25/2033	IFE
3136B2-FF-4	FNMA 18-45		03/25/2020	INTEREST ONLY PAYMENT		.0		142,753	2,602	.0	(2,602)	.0	(2,602)	.0	.0	.0	.0	.0	8,119	06/25/2041	IFE
3136B3-H5-2	FNMA 19-4		03/25/2020	INTEREST ONLY PAYMENT		.0		427,899	8,793	.0	(8,793)	.0	(8,793)	.0	.0	.0	.0	.0	20,802	02/25/2049	IFE
3136B3-NH-9	FNMA 18-79		03/25/2020	INTEREST ONLY PAYMENT		.0		428,993	8,286	.0	(8,286)	.0	(8,286)	.0	.0	.0	.0	.0	25,325	11/25/2048	IFE
3136B3-VP-2	FNMA 18-93		03/25/2020	INTEREST ONLY PAYMENT		.0		428,035	4,252	.0	(4,252)	.0	(4,252)	.0	.0	.0	.0	.0	17,826	01/25/2049	IFE
3136B3-XT-2	FNMA 18-94		03/25/2020	INTEREST ONLY PAYMENT		.0		228,861	4,815	.0	(4,815)	.0	(4,815)	.0	.0	.0	.0	.0	12,552	01/25/2049	IFE
3136B5-4P-7	FNMA 19-49		03/25/2020	INTEREST ONLY PAYMENT		.0		247,706	5,678	.0	(5,678)	.0	(5,678)	.0	.0	.0	.0	.0	10,268	03/25/2040	IFE
3136B5-4R-3	FNMA 19-49		03/25/2020	INTEREST ONLY PAYMENT		.0		265,459	6,061	.0	(6,061)	.0	(6,061)	.0	.0	.0	.0	.0	10,969	08/25/2037	IFE
3136B5-4S-1	FNMA 19-49		03/25/2020	INTEREST ONLY PAYMENT		.0		10,080	245	.0	(245)	.0	(245)	.0	.0	.0	.0	.0	474	06/25/2037	IFE
3136B5-GH-1	FNMA 19-35		03/25/2020	INTEREST ONLY PAYMENT		.0		809,399	17,426	.0	(17,426)	.0	(17,426)	.0	.0	.0	.0	.0	35,715	07/25/2049	IFE
3136B5-ME-2	FNMA 19-31		03/25/2020	INTEREST ONLY PAYMENT		.0		694,251	17,115	.0	(17,115)	.0	(17,115)	.0	.0	.0	.0	.0	33,898	07/25/2049	IFE
3136B5-TZ-8	FNR 19-41		03/25/2020	INTEREST ONLY PAYMENT		.0		584,939	16,182	.0	(16,182)	.0	(16,182)	.0	.0	.0	.0	.0	27,712	08/25/2059	IFE
3136B6-YK-3	FNR 19-66		03/01/2020	INTEREST ONLY PAYMENT		.0		77,886	702	.0	(702)	.0	(702)	.0	.0	.0	.0	.0	2,118	11/25/2049	IFE
3136FC-C5-3	FNSTR 366	23	03/01/2020	INTEREST ONLY PAYMENT		.0		472	38	.0	(38)	.0	(38)	.0	.0	.0	.0	.0	88	10/25/2035	IFE
3136FC-JF-4	FNSTR 351	16	03/01/2020	INTEREST ONLY PAYMENT		.0		1,600	23	.0	(23)	.0	(23)	.0	.0	.0	.0	.0	135	03/25/2034	IFE
3136FC-M4-5	FNSTR 369	9	03/01/2020	INTEREST ONLY PAYMENT		.0		861	18	.0	(18)	.0	(18)	.0	.0	.0	.0	.0	38	04/25/2036	IFE
3136FC-MA-1	FNSTR 354		03/01/2020	MBS PAYDOWN		20,473	20,473	18,106	20,421	.0	52	.0	52	.0	20,473	.0	.0	.0	.0	12/25/2034	IFE
3136FC-QN-9	FNSTR 356	18	03/01/2020	INTEREST ONLY PAYMENT		.0		561	11	.0	(11)	.0	(11)	.0	.0	.0	.0	.0	54	12/25/2034	IFE
3136FC-ZJ-8	FNSTR 365	9	03/01/2020	INTEREST ONLY PAYMENT		.0		681	11	.0	(11)	.0	(11)	.0	.0	.0	.0	.0	26	01/25/2036	IFE
3136FC-ZL-3	FNMA 365	11	03/01/2020	INTEREST ONLY PAYMENT		.0		11,595	218	.0	(218)	.0	(218)	.0	.0	.0	.0	.0	504	02/01/2036	IFE
3136FC-ZZ-2	FNSTR 366	3	03/01/2020	INTEREST ONLY PAYMENT		.0		1,131	14	.0	(14)	.0	(14)	.0	.0	.0	.0	.0	48	10/25/2035	IFE
3136FE-AA-0	FNSTR 370		03/01/2020	MBS PAYDOWN		70,936	70,936	64,818	70,728	.0	208	.0	208	.0	70,936	.0	.0	.0	.0	06/25/2036	IFE
3136FF-AA-7	FNSTR 380		03/01/2020	MBS PAYDOWN		80,858	80,858	72,684	80,619	.0	238	.0	238	.0	80,858	.0	.0	.0	.0	07/25/2037	IFE
3136FL-EY-8	FNSTR 409		03/01/2020	INTEREST ONLY PAYMENT		.0		84,684	2,748	.0	(2,748)	.0	(2,748)	.0	.0	.0	.0	.0	5,767	04/25/2027	IFE
3136FL-FB-7	FNS 409		03/01/2020	INTEREST ONLY PAYMENT		.0		26,487	1,079	.0	(1,079)	.0	(1,079)	.0	.0	.0	.0	.0	2,320	05/25/2027	IFE

STATEMENT AS OF MARCH 31, 2020 OF THE VOYA RETIREMENT INSURANCE AND ANNUITY COMPANY

**SCHEDULE D - PART 4**

Show All Long-Term Bonds and Stock Sold, Redeemed or Otherwise Disposed of During the Current Quarter

1	2	3	4	5	6	7	8	9	10	Change In Book/Adjusted Carrying Value					16	17	18	19	20	21	22
										11	12	13	14	15							
CUSIP Identification	Description	Foreign	Disposal Date	Name of Purchaser	Number of Shares of Stock	Consideration	Par Value	Actual Cost	Prior Year Book/Adjusted Carrying Value	Unrealized Valuation Increase/(Decrease)	Current Year's (Amortization)/Accretion	Current Year's Other Than Temporary Impairment Recognized	Total Change in Book/Adjusted Carrying Value (11 + 12 - 13)	Total Foreign Exchange Change in Book /Adjusted Carrying Value	Book/Adjusted Carrying Value at Disposal Date	Foreign Exchange Gain (Loss) on Disposal	Realized Gain (Loss) on Disposal	Total Gain (Loss) on Disposal	Bond Interest/Stock Dividends Received During Year	Stated Contractual Maturity Date	NAIC Designation and Administrative Symbol
31371K-P7-0	FNMA 30YR		03/01/2020	MBS PAYDOWN		.757	.757	.795	.759	.0	(.1)	.0	(.1)	.0	.757	.0	.0	.0	.6	06/01/2032	IFE
31376M-JB-9	FNMA 30YR		03/01/2020	MBS PAYDOWN		2,670	2,670	2,884	2,677	.0	(.7)	.0	(.7)	.0	2,670	.0	.0	.0	.42	09/01/2021	IFE
3137A0-AD-7	FHLMC 369		03/01/2020	MBS PAYDOWN		33,831	33,831	27,847	33,677	.0	153	.0	153	.0	33,831	.0	.0	.0	.0	07/15/2040	IFE
3137A0-U3-7	FHLMC 3709		03/01/2020	MBS PAYDOWN		78,249	78,249	65,331	77,894	.0	355	.0	355	.0	78,249	.0	.0	.0	.0	08/15/2040	IFE
3137A1-KF-9	FHLMC 3708		03/15/2020	INTEREST ONLY PAYMENT		.0	.0	94,786	1,674	.0	(1,674)	.0	(1,674)	.0	.0	.0	.0	.0	4,235	05/15/2040	IFE
3137A2-N7-2	FHLMC 3756G		03/15/2020	INTEREST ONLY PAYMENT		.0	.0	3,963	617	.0	(617)	.0	(617)	.0	.0	.0	.0	.0	1,598	11/15/2038	IFE
3137A6-6H-0	FHLMC 3792		03/15/2020	MBS PAYDOWN		328,198	328,198	722,242	333,422	.0	(5,223)	.0	(5,223)	.0	328,198	.0	.0	.0	13,898	06/15/2039	IFE
3137A6-AT-9	FHLMC 3798C		03/15/2020	INTEREST ONLY PAYMENT		.0	.0	82,063	1,306	.0	(1,306)	.0	(1,306)	.0	.0	.0	.0	.0	3,992	01/15/2041	IFE
3137A7-D7-2	FHLMC 3805J		03/15/2020	INTEREST ONLY PAYMENT		.0	.0	15,177	236	.0	(236)	.0	(236)	.0	.0	.0	.0	.0	709	06/15/2040	IFE
3137AA-EU-3	FHLMC 3869		03/15/2020	INTEREST ONLY PAYMENT		.0	.0	24,527	379	.0	(379)	.0	(379)	.0	.0	.0	.0	.0	1,294	05/15/2041	IFE
3137AA-QG-1	FHLMC 3862		03/15/2020	INTEREST ONLY PAYMENT		.0	.0	43,780	639	.0	(639)	.0	(639)	.0	.0	.0	.0	.0	2,232	05/15/2041	IFE
3137AB-AT-8	FHLMC 3792 SL		03/15/2020	MBS PAYDOWN		276,318	276,318	268,259	274,729	.0	1,589	.0	1,589	.0	276,318	.0	.0	.0	2,406	05/15/2041	IFE
3137AF-BF-8	FHLMC 3930A		03/15/2020	INTEREST ONLY PAYMENT		.0	.0	30,282	672	.0	(672)	.0	(672)	.0	.0	.0	.0	.0	1,479	10/15/2039	IFE
3137AF-QU-9	FHLMC 3919		03/15/2020	INTEREST ONLY PAYMENT		.0	.0	276,115	3,436	.0	(3,436)	.0	(3,436)	.0	.0	.0	.0	.0	12,026	09/15/2041	IFE
3137AG-3Q-1	FHLMC 3943		03/15/2020	INTEREST ONLY PAYMENT		.0	.0	42,942	2,328	.0	(2,328)	.0	(2,328)	.0	.0	.0	.0	.0	5,234	02/15/2026	IFE
3137AH-SB-0	FHLMC 3936		03/15/2020	INTEREST ONLY PAYMENT		.0	.0	33,612	1,846	.0	(1,846)	.0	(1,846)	.0	.0	.0	.0	.0	4,020	03/15/2026	IFE
3137AH-U3-0	FHLMC 3951		03/15/2020	INTEREST ONLY PAYMENT		.0	.0	18,895	777	.0	(777)	.0	(777)	.0	.0	.0	.0	.0	2,075	07/15/2026	IFE
3137AH-YC-6	FHLMC 3954		03/15/2020	INTEREST ONLY PAYMENT		.0	.0	236,433	3,943	.0	(3,943)	.0	(3,943)	.0	.0	.0	.0	.0	12,086	11/15/2041	IFE
3137AJ-BC-7	FHLMC 3958		03/15/2020	INTEREST ONLY PAYMENT		.0	.0	79,128	650	.0	(650)	.0	(650)	.0	.0	.0	.0	.0	2,617	11/15/2041	IFE
3137AK-SF-4	FHLMC 3975		03/01/2020	INTEREST ONLY PAYMENT		.0	.0	10,176	302	.0	(302)	.0	(302)	.0	.0	.0	.0	.0	672	06/15/2041	IFE
3137AL-WU-9	FHLMC 3996		03/15/2020	INTEREST ONLY PAYMENT		.0	.0	120,679	4,214	.0	(4,214)	.0	(4,214)	.0	.0	.0	.0	.0	9,421	12/15/2040	IFE
3137AM-QL-4	FHLMC 4012		03/15/2020	INTEREST ONLY PAYMENT		.0	.0	106,432	1,362	.0	(1,362)	.0	(1,362)	.0	.0	.0	.0	.0	4,459	03/15/2042	IFE
3137AP-BY-5	FHLMC 4028		03/01/2020	INTEREST ONLY PAYMENT		.0	.0	30,766	3,285	.0	(3,285)	.0	(3,285)	.0	.0	.0	.0	.0	6,416	09/15/2038	IFE
3137AQ-Q2-7	FHLMC 4039		03/01/2020	INTEREST ONLY PAYMENT		.0	.0	93,189	1,966	.0	(1,966)	.0	(1,966)	.0	.0	.0	.0	.0	4,428	05/15/2027	IFE
3137AQ-SS-8	FHLMC 4047		03/15/2020	INTEREST ONLY PAYMENT		.0	.0	68,860	2,391	.0	(2,391)	.0	(2,391)	.0	.0	.0	.0	.0	5,379	04/15/2031	IFE
3137AR-7L-4	FHLMC 4060		03/15/2020	INTEREST ONLY PAYMENT		.0	.0	72,689	954	.0	(954)	.0	(954)	.0	.0	.0	.0	.0	2,677	06/15/2042	IFE
3137AR-CU-8	FHLMC 4061		03/15/2020	INTEREST ONLY PAYMENT		.0	.0	176,341	2,031	.0	(2,031)	.0	(2,031)	.0	.0	.0	.0	.0	5,745	06/15/2042	IFE
3137AR-FX-9	FHLMC 4062		03/01/2020	INTEREST ONLY PAYMENT		.0	.0	10,675	353	.0	(353)	.0	(353)	.0	.0	.0	.0	.0	771	02/15/2041	IFE
3137AR-KM-7	FHLMC 4057		03/15/2020	INTEREST ONLY PAYMENT		.0	.0	162,439	1,481	.0	(1,481)	.0	(1,481)	.0	.0	.0	.0	.0	5,099	06/15/2042	IFE
3137AR-SP-2	FHLMC 4080		03/15/2020	INTEREST ONLY PAYMENT		.0	.0	28,043	209	.0	(209)	.0	(209)	.0	.0	.0	.0	.0	984	07/15/2042	IFE
3137AS-FB-5	FHLMC 4076		03/15/2020	INTEREST ONLY PAYMENT		.0	.0	39,843	1,565	.0	(1,565)	.0	(1,565)	.0	.0	.0	.0	.0	3,735	11/15/2039	IFE
3137AT-7E-6	FHLMC 4098		03/01/2020	INTEREST ONLY PAYMENT		.0	.0	58,628	1,466	.0	(1,466)	.0	(1,466)	.0	.0	.0	.0	.0	3,048	04/15/2042	IFE
3137AT-LS-9	FHLMC 4097		03/15/2020	INTEREST ONLY PAYMENT		.0	.0	131,995	2,474	.0	(2,474)	.0	(2,474)	.0	.0	.0	.0	.0	6,436	09/15/2031	IFE
3137AT-VA-7	FHLMC 4113		03/01/2020	INTEREST ONLY PAYMENT		.0	.0	58,606	274	.0	(274)	.0	(274)	.0	.0	.0	.0	.0	1,429	09/15/2042	IFE
3137AT-VD-1	FHLMC 4113		03/15/2020	INTEREST ONLY PAYMENT		.0	.0	59,744	858	.0	(858)	.0	(858)	.0	.0	.0	.0	.0	2,065	09/15/2042	IFE
3137AX-JA-2	FHLMC 4155		03/01/2020	INTEREST ONLY PAYMENT		.0	.0	18,734	.0	.0	(400)	.0	(400)	.0	.0	.0	.0	.0	726	01/15/2033	IFE
3137AX-K8-5	FHLMC 4151		03/01/2020	INTEREST ONLY PAYMENT		.0	.0	27,063	.0	.0	(601)	.0	(601)	.0	.0	.0	.0	.0	1,078	01/15/2033	IFE
3137AX-T7-8	FHLMC 4156		03/01/2020	INTEREST ONLY PAYMENT		.0	.0	52,934	1,725	.0	(1,725)	.0	(1,725)	.0	.0	.0	.0	.0	3,809	10/15/2031	IFE
3137AY-3X-7	FHLMC 4150		03/01/2020	INTEREST ONLY PAYMENT		.0	.0	46,622	.0	.0	(1,017)	.0	(1,017)	.0	.0	.0	.0	.0	1,815	01/15/2033	IFE
3137AY-AK-7	FHLMC 4150		03/15/2020	INTEREST ONLY PAYMENT		.0	.0	76,611	345	.0	(345)	.0	(345)	.0	.0	.0	.0	.0	1,723	01/15/2043	IFE
3137AY-SE-2	FHLMC 4165		03/15/2020	INTEREST ONLY PAYMENT		.0	.0	45,457	808	.0	(808)	.0	(808)	.0	.0	.0	.0	.0	1,855	02/15/2043	IFE
3137B0-4T-8	FHLMC 4175		03/15/2020	INTEREST ONLY PAYMENT		.0	.0	93,306	980	.0	(980)	.0	(980)	.0	.0	.0	.0	.0	2,679	03/15/2043	IFE
3137B0-BB-6	FHLMC 4183		03/15/2020	INTEREST ONLY PAYMENT		.0	.0	41,751	312	.0	(312)	.0	(312)	.0	.0	.0	.0	.0	1,028	03/15/2043	IFE
3137B0-GA-6	FHLMC 4174		03/15/2020	INTEREST ONLY PAYMENT		.0	.0	16,425	651	.0	(651)	.0	(651)	.0	.0	.0	.0	.0	1,688	05/15/2039	IFE
3137B0-RY-2	FHLMC 4186		03/01/2020	INTEREST ONLY PAYMENT		.0	.0	64,386	859	.0	(859)	.0	(859)	.0	.0	.0	.0	.0	2,005	03/15/2033	IFE
3137B1-AB-8	FHLMC 4179		03/01/2020	INTEREST ONLY PAYMENT		.0	.0	51,244	2,314	.0	(2,314)	.0	(2,314)	.0	.0	.0	.0	.0	4,508	12/15/2030	IFE
3137B1-MD-1	FHLMC 4198		03/01/2020	INTEREST ONLY PAYMENT		.0	.0	14,764	.0	.0	(468)	.0	(468)	.0	.0	.0	.0	.0	781	01/15/2033	IFE
3137B2-3C-2	FHLMC 4211		03/15/2020	INTEREST ONLY PAYMENT		.0	.0	100,182	2,356	.0	(2,356)	.0	(2,356)	.0	.0	.0	.0	.0	7,729	04/15/2035	IFE
3137B3-LJ-5	FHLMC 4240		03/01/2020	INTEREST ONLY PAYMENT		.0	.0	17,448	268	.0	(268)	.0	(268)	.0	.0	.0	.0	.0	667	11/15/2042	IFE
3137B3-WH-7	FHLMC 4245		03/15/2020	INTEREST ONLY PAYMENT		.0	.0	74,449	925	.0	(925)	.0	(925)	.0	.0	.0	.0	.0	2,562	08/15/2043	IFE
3137B4-PX-8	FHLMC 4246		03/15/2020	INTEREST ONLY PAYMENT		.0	.0	302,996	5,142	.0	(5,142)	.0	(5,142)	.0	.0	.0	.0	.0	12,467	02/15/2036	IFE
3137B5-CY-7	FHLMC 4254		03/01/2020	MBS PAYDOWN		311,051	311,051	178,466	309,525	.0	1,526	.0	1,526	.0	311,051	.0	.0	.0	.0	06/15/2043	IFE
3137B5-QN-6	FHLMC 4263		03/15/2020	INTEREST ONLY PAYMENT		.0	.0	131,912	2,268	.0	(2,268)	.0	(2,268)	.0	.0	.0	.0	.0	8,095	11/15/2043	IFE
3137B5-SC-8	FHLMC 4265		03/15/2020	INTEREST ONLY PAYMENT		.0	.0	24,320	366	.0	(366)	.0	(366)	.0	.0	.0	.0	.0	1,099	11/15/2043	IFE
3137B6-CY-5	FHLMC 4272		03/15/2020	INTEREST ONLY PAYMENT		.0	.0	136,125	1,343	.0	(1,343)	.0	(1,343)	.0	.0	.0	.0	.0	6,072	11/15/2043	IFE
3137B6-CZ-2	FHLMC 4272		03/15/2020	INTEREST ONLY PAYMENT		.0	.0	90,918	2,458	.0	(2,458)	.0	(2,458)	.0	.0	.0	.0	.0	5,779	11/15/2043	IFE
3137B6-D4-0	FHLMC 4272		03/15/2020	INTEREST ONLY PAYMENT		.0	.0	115,231	2,065	.0	(2,065)	.0	(2,065)	.0	.0	.0	.0	.0	4,875	06/15/2038	IFE
3137B6-V5-7	FHLMC 4286		03/15/2020	INTEREST ONLY PAYMENT		.0	.0	83,635	938	.0	(938)	.0	(938)	.0	.0	.0	.0	.0	3,030	12/15/2043	IFE

E05.8

STATEMENT AS OF MARCH 31, 2020 OF THE VOYA RETIREMENT INSURANCE AND ANNUITY COMPANY

**SCHEDULE D - PART 4**

Show All Long-Term Bonds and Stock Sold, Redeemed or Otherwise Disposed of During the Current Quarter

1	2	3	4	5	6	7	8	9	10	Change In Book/Adjusted Carrying Value					16	17	18	19	20	21	22
										11	12	13	14	15							
CUSIP Identification	Description	Foreign	Disposal Date	Name of Purchaser	Number of Shares of Stock	Consideration	Par Value	Actual Cost	Prior Year Book/Adjusted Carrying Value	Unrealized Valuation Increase/(Decrease)	Current Year's (Amortization)/Accretion	Current Year's Other Than Temporary Impairment Recognized	Total Change in Book/Adjusted Carrying Value (11 + 12 - 13)	Total Foreign Exchange Change in Book /Adjusted Carrying Value	Book/Adjusted Carrying Value at Disposal Date	Foreign Exchange Gain (Loss) on Disposal	Realized Gain (Loss) on Disposal	Total Gain (Loss) on Disposal	Bond Interest/Stock Dividends Received During Year	Stated Contractual Maturity Date	NAIC Designation and Administrative Symbol
3137B7-ER-6	FHLMC 4290		03/15/2020	INTEREST ONLY PAYMENT		.0	0	128,789	1,497	.0	(1,497)	.0	(1,497)	.0	.0	.0	.0	.0	5,818	07/15/2035	IFE
3137BB-PE-4	FHLMC 4351		03/15/2020	INTEREST ONLY PAYMENT		.0	0	170,918	1,775	.0	(1,775)	.0	(1,775)	.0	.0	.0	.0	.0	7,196	06/15/2044	IFE
3137BB-R8-5	FHLMC 4347		03/15/2020	INTEREST ONLY PAYMENT		.0	0	178,537	2,290	.0	(2,290)	.0	(2,290)	.0	.0	.0	.0	.0	7,911	06/15/2054	IFE
3137BC-HN-1	FHLMC 4360		03/15/2020	INTEREST ONLY PAYMENT		.0	0	46,293	598	.0	(598)	.0	(598)	.0	.0	.0	.0	.0	1,878	07/15/2044	IFE
3137BC-PL-6	FHLMC 4365		03/01/2020	INTEREST ONLY PAYMENT		.0	0	76,420	1,441	.0	(1,441)	.0	(1,441)	.0	.0	.0	.0	.0	3,474	12/15/2036	IFE
3137BD-L7-9	FHLMC 4384		03/15/2020	INTEREST ONLY PAYMENT		.0	0	206,889	2,806	.0	(2,806)	.0	(2,806)	.0	.0	.0	.0	.0	7,142	09/15/2044	IFE
3137BD-WC-6	FHLMC 4385		03/15/2020	INTEREST ONLY PAYMENT		.0	0	152,911	2,018	.0	(2,018)	.0	(2,018)	.0	.0	.0	.0	.0	6,424	05/15/2044	IFE
3137BE-3Q-5	FHLMC 4386		03/15/2020	INTEREST ONLY PAYMENT		.0	0	165,431	2,792	.0	(2,792)	.0	(2,792)	.0	.0	.0	.0	.0	7,695	09/15/2044	IFE
3137BF-W8-0	FHLMC 4417		03/01/2020	MBS PAYDOWN		357,854	357,854	297,019	356,716	.0	1,138	.0	1,138	.0	357,854	.0	.0	.0	.0	06/15/2041	IFE
3137BG-FU-8	FHLMC 4436		03/15/2020	INTEREST ONLY PAYMENT		.0	0	115,347	1,372	.0	(1,372)	.0	(1,372)	.0	.0	.0	.0	.0	4,822	02/15/2045	IFE
3137BH-QW-0	FHLMC 4464		03/15/2020	INTEREST ONLY PAYMENT		.0	0	132,252	1,595	.0	(1,595)	.0	(1,595)	.0	.0	.0	.0	.0	4,263	04/15/2045	IFE
3137BL-LU-0	FHLMC 4507		03/15/2020	INTEREST ONLY PAYMENT		.0	0	353,389	6,025	.0	(6,025)	.0	(6,025)	.0	.0	.0	.0	.0	16,066	09/15/2045	IFE
3137BM-3B-0	FHLMC 4526		03/15/2020	INTEREST ONLY PAYMENT		.0	0	184,459	2,328	.0	(2,328)	.0	(2,328)	.0	.0	.0	.0	.0	6,335	11/15/2045	IFE
3137BM-CE-4	FHLMC 4541		03/01/2020	INTEREST ONLY PAYMENT		.0	0	90,925	.0	.0	(1,299)	.0	(1,299)	.0	.0	.0	.0	.0	2,988	12/15/2045	IFE
3137BN-3A-0	FHLMC 4550		03/15/2020	INTEREST ONLY PAYMENT		.0	0	92,440	921	.0	(921)	.0	(921)	.0	.0	.0	.0	.0	3,254	02/15/2046	IFE
3137BP-PL-6	FHLMC 4582		03/15/2020	INTEREST ONLY PAYMENT		.0	0	316,679	3,947	.0	(3,947)	.0	(3,947)	.0	.0	.0	.0	.0	10,461	05/15/2046	IFE
3137BP-XJ-3	FHLMC 4587		03/15/2020	INTEREST ONLY PAYMENT		.0	0	304,444	4,631	.0	(4,631)	.0	(4,631)	.0	.0	.0	.0	.0	4,201	06/15/2046	IFE
3137BR-CG-8	FHLMC 4611		03/15/2020	INTEREST ONLY PAYMENT		.0	0	113,084	1,853	.0	(1,853)	.0	(1,853)	.0	.0	.0	.0	.0	5,559	06/15/2041	IFE
3137BR-FM-2	FHLMC 4607		03/15/2020	INTEREST ONLY PAYMENT		.0	0	125,566	2,206	.0	(2,206)	.0	(2,206)	.0	.0	.0	.0	.0	8,765	08/15/2046	IFE
3137BR-SF-3	FHLMC 4612		03/15/2020	INTEREST ONLY PAYMENT		.0	0	135,736	1,537	.0	(1,537)	.0	(1,537)	.0	.0	.0	.0	.0	4,554	09/15/2046	IFE
3137BS-B2-8	FHLMC 4620		03/15/2020	INTEREST ONLY PAYMENT		.0	0	326,286	5,382	.0	(5,382)	.0	(5,382)	.0	.0	.0	.0	.0	16,069	10/15/2046	IFE
3137BS-HH-9	FHLMC 4621		03/15/2020	INTEREST ONLY PAYMENT		.0	0	60,866	719	.0	(719)	.0	(719)	.0	.0	.0	.0	.0	2,160	10/15/2046	IFE
3137BW-5X-8	FHLMC 4669		03/15/2020	INTEREST ONLY PAYMENT		.0	0	142,387	1,807	.0	(1,807)	.0	(1,807)	.0	.0	.0	.0	.0	7,544	03/15/2044	IFE
3137BW-RG-1	FHLMC 4664		03/15/2020	INTEREST ONLY PAYMENT		.0	0	120,711	1,667	.0	(1,667)	.0	(1,667)	.0	.0	.0	.0	.0	4,875	03/15/2047	IFE
3137BX-SJ-2	FHLMC 4685		03/15/2020	INTEREST ONLY PAYMENT		.0	0	87,582	908	.0	(908)	.0	(908)	.0	.0	.0	.0	.0	3,471	05/15/2047	IFE
3137BX-WY-4	FHLMC 4684		03/01/2020	INTEREST ONLY PAYMENT		.0	0	372,690	4,643	.0	(4,643)	.0	(4,643)	.0	.0	.0	.0	.0	13,666	05/15/2047	IFE
3137BY-PE-4	FHLMC 4692		03/15/2020	INTEREST ONLY PAYMENT		.0	0	313,604	4,111	.0	(4,111)	.0	(4,111)	.0	.0	.0	.0	.0	14,066	06/15/2047	IFE
3137F1-YG-7	FHLMC 4705		03/15/2020	INTEREST ONLY PAYMENT		.0	0	252,174	3,546	.0	(3,546)	.0	(3,546)	.0	.0	.0	.0	.0	11,450	01/15/2039	IFE
3137F5-RN-1	FHLMC 4795		03/15/2020	INTEREST ONLY PAYMENT		.0	0	477,553	10,128	.0	(10,128)	.0	(10,128)	.0	.0	.0	.0	.0	21,618	05/15/2048	IFE
3137FA-QF-8	FHMS_KW03		03/01/2020	INTEREST ONLY PAYMENT		.0	0	5,842	68	.0	(68)	.0	(68)	.0	.0	.0	.0	.0	148	06/25/2027	IFE
3137FB-X8-4	FHLMC 4739		03/15/2020	INTEREST ONLY PAYMENT		.0	0	334,296	4,612	.0	(4,612)	.0	(4,612)	.0	.0	.0	.0	.0	15,305	12/15/2047	IFE
3137FB-YH-3	FHLMC 4737		03/01/2020	INTEREST ONLY PAYMENT		.0	0	132,460	.0	.0	(916)	.0	(916)	.0	.0	.0	.0	.0	3,546	12/15/2047	IFE
3137FC-ZC-1	FHLMC 4748		03/15/2020	INTEREST ONLY PAYMENT		.0	0	48,669	837	.0	(837)	.0	(837)	.0	.0	.0	.0	.0	2,226	08/15/2047	IFE
3137FH-AE-3	FHLMC 4824		03/01/2020	INTEREST ONLY PAYMENT		.0	0	479,552	8,734	.0	(8,734)	.0	(8,734)	.0	.0	.0	.0	.0	18,710	04/15/2048	IFE
3137FL-ZV-9	FHLMC 4887		03/15/2020	INTEREST ONLY PAYMENT		.0	0	405,942	5,799	.0	(5,799)	.0	(5,799)	.0	.0	.0	.0	.0	19,421	09/15/2035	IFE
3137FP-D9-3	FHLMC 4917		03/25/2020	INTEREST ONLY PAYMENT		.0	0	252,607	4,712	.0	(4,712)	.0	(4,712)	.0	.0	.0	.0	.0	9,982	10/25/2049	IFE
3137FP-XW-0	FHLMC 4923		03/15/2020	INTEREST ONLY PAYMENT		.0	0	185,970	2,720	.0	(2,720)	.0	(2,720)	.0	.0	.0	.0	.0	7,356	10/15/2039	IFE
3137G0-AD-1	STACR 13-DN2		03/25/2020	MBS PAYDOWN		190,266	190,266	203,031	190,557	.0	(292)	.0	(292)	.0	190,266	.0	.0	.0	1,505	11/25/2023	1
3137G0-BK-4	STACR 14-DN3		03/25/2020	MBS PAYDOWN		588,765	588,765	590,590	588,649	.0	116	.0	116	.0	588,765	.0	.0	.0	5,566	08/25/2024	1
3137G0-CU-1	STACR 14-DN4		03/25/2020	MBS PAYDOWN		119,343	119,343	112,764	118,943	.0	399	.0	399	.0	119,343	.0	.0	.0	1,248	10/25/2024	1
3137G0-DF-3	STACR 14-HQ3		03/25/2020	MBS PAYDOWN		297,046	297,046	293,335	296,498	.0	548	.0	548	.0	297,046	.0	.0	.0	3,177	10/25/2024	1
3137G0-EJ-4	STACR 15-HQ1		03/25/2020	MBS PAYDOWN		289,904	289,904	267,153	288,356	.0	1,547	.0	1,547	.0	289,904	.0	.0	.0	2,673	03/25/2025	1
3137G0-HI-2	STACR 2016-DNA1		02/06/2020	VARIOUS		20,203,832	18,200,000	20,869,916	20,490,408	.0	(44,132)	.0	(44,132)	.0	20,446,276	.0	(242,444)	(242,444)	127,751	07/25/2028	1
3137G0-JJ-9	STACR 16-HQA3		01/28/2020	AMHERST PIERPONT		9,562,500	8,500,000	10,532,363	10,012,896	.0	(36,794)	.0	(36,794)	.0	9,976,103	.0	(413,603)	(413,603)	67,192	09/25/2028	1
3137G0-JU-4	STACR 16-DNA2		03/25/2020	MBS PAYDOWN		938,780	938,780	1,016,266	941,648	.0	(2,868)	.0	(2,868)	.0	938,780	.0	.0	.0	8,012	10/25/2028	1
3137G0-KQ-1	STACR 16-DNA3		03/25/2020	VARIOUS		5,650,265	5,181,320	5,763,017	5,661,083	.0	(7,538)	.0	(7,538)	.0	5,653,545	.0	(3,280)	(3,280)	27,562	12/25/2028	1
3137G0-QQ-5	STACR 17-DNA3		02/07/2020	AMHERST PIERPONT		1,551,738	1,500,000	1,529,355	1,523,547	.0	(922)	.0	(922)	.0	1,522,625	.0	29,113	29,113	8,323	03/25/2030	1
3137G0-RL-5	STACR 17-HQA3		03/25/2020	MBS PAYDOWN		177,344	177,344	180,004	177,420	.0	(76)	.0	(76)	.0	177,344	.0	.0	.0	1,218	04/25/2030	1
3137GA-4S-3	FHLMC 3730B		03/01/2020	INTEREST ONLY PAYMENT		.0	0	51,101	1,510	.0	(1,510)	.0	(1,510)	.0	.0	.0	.0	.0	2,856	03/15/2040	IFE
3137GA-LT-2	FHLMC 3736		03/15/2020	INTEREST ONLY PAYMENT		.0	0	87,502	1,021	.0	(1,021)	.0	(1,021)	.0	.0	.0	.0	.0	3,720	10/15/2040	IFE
3137GA-N7-8	FHLMC 3746 SA		03/15/2020	INTEREST ONLY PAYMENT		.0	0	69,382	1,005	.0	(1,005)	.0	(1,005)	.0	.0	.0	.0	.0	3,059	07/15/2040	IFE
31384V-MN-9	FNMA 30YR		03/01/2020	MBS PAYDOWN		1,916	1,916	1,986	1,919	.0	(2)	.0	(2)	.0	1,916	.0	.0	.0	28	01/01/2025	IFE
31384A-YE-9	FNMA 30YR		03/01/2020	MBS PAYDOWN		80,411	80,411	84,682	80,560	.0	(150)	.0	(150)	.0	80,411	.0	.0	.0	861	01/01/2041	IFE
3138AN-4C-4	FANNIE MAE		03/01/2020	MBS PAYDOWN		358,204	358,204	372,476	358,595	.0	(492)	.0	(492)	.0	358,204	.0	.0	.0	1,853	09/01/2041	IFE
3138AN-C6-8	FANNIE MAE		03/01/2020	MBS PAYDOWN		84,008	84,008	89,324	84,084	.0	(76)	.0	(76)	.0	84,008	.0	.0	.0	645	08/01/2041	IFE
3138AN-DY-6	FANNIE MAE		03/01/2020	MBS PAYDOWN		271,525	271,525	282,641	271,747	.0	(222)	.0	(222)	.0	271,525	.0	.0	.0	1,421	08/01/2041	IFE
3138AP-Q3-5	FANNIE MAE		03/01/2020	MBS PAYDOWN		35,553	35,553	37,095	35,561	.0	(8)	.0	(8)	.0	35,553	.0	.0	.0	243	09/01/2041	IFE
3138AS-SC-7	FANNIE MAE		03/01/2020	MBS PAYDOWN		233,384	233,384	249,429	233,768	.0	(384)	.0	(384)	.0	233,384	.0	.0	.0	1,928	09/01/2041	IFE

E05.9



STATEMENT AS OF MARCH 31, 2020 OF THE VOYA RETIREMENT INSURANCE AND ANNUITY COMPANY

**SCHEDULE D - PART 4**

Show All Long-Term Bonds and Stock Sold, Redeemed or Otherwise Disposed of During the Current Quarter

1	2	3	4	5	6	7	8	9	10	Change In Book/Adjusted Carrying Value					16	17	18	19	20	21	22
										11	12	13	14	15							
CUSIP Identification	Description	Foreign	Disposal Date	Name of Purchaser	Number of Shares of Stock	Consideration	Par Value	Actual Cost	Prior Year Book/ Adjusted Carrying Value	Unrealized Valuation Increase/ (Decrease)	Current Year's (Amortization)/ Accretion	Current Year's Other Than Temporary Impairment Recognized	Total Change in Book/ Adjusted Carrying Value (11 + 12 - 13)	Total Foreign Exchange Change in Book /Adjusted Carrying Value	Book/ Adjusted Carrying Value at Disposal Date	Foreign Exchange Gain (Loss) on Disposal	Realized Gain (Loss) on Disposal	Total Gain (Loss) on Disposal	Bond Interest/ Stock Dividends Received During Year	Stated Contractual Maturity Date	NAIC Designation and Administrative Symbol
3138AH-HC-0	FANNIE MAE		03/01/2020	MBS PAYDOWN		100,179	100,179	104,609	100,269	.0	(90)	.0	(90)	.0	100,179	.0	.0	.0	.581	12/01/2041	IFE
3138EN-GF-0	FNMA 30YR		03/01/2020	MBS PAYDOWN		736,387	736,387	760,434	737,204	.0	(817)	.0	(817)	.0	736,387	.0	.0	.0	5,518	06/01/2044	IFE
3138ER-YH-7	FNMA 30YR		03/01/2020	MBS PAYDOWN		883,412	883,412	886,310	883,503	.0	(92)	.0	(92)	.0	883,412	.0	.0	.0	6,448	11/01/2046	IFE
3138ET-6F-8	FNMA 30YR		03/01/2020	MBS PAYDOWN		7,949	7,949	8,186	8,186	.0	(162)	.0	(162)	.0	8,024	.0	(75)	(75)	.39	10/01/2043	IFE
3138WG-AC-8	FNMA 30YR		03/01/2020	MBS PAYDOWN		256,839	256,839	265,557	257,528	.0	(690)	.0	(690)	.0	256,839	.0	.0	.0	1,657	12/01/2045	IFE
3138WX-A9-8	FNMA 30YR		03/01/2020	MBS PAYDOWN		4,368	4,368	4,605	4,368	.0	(11)	.0	(11)	.0	4,368	.0	.0	.0	.32	08/01/2043	IFE
3138X5-ZX-8	FNMA 30YR		03/01/2020	MBS PAYDOWN		1,712	1,712	1,805	1,712	.0	(6)	.0	(6)	.0	1,712	.0	.0	.0	.13	08/01/2043	IFE
3138X8-LE-9	FNMA 30YR		03/01/2020	MBS PAYDOWN		4,670	4,670	4,924	4,681	.0	(11)	.0	(11)	.0	4,670	.0	.0	.0	.35	09/01/2043	IFE
313920-QK-9	FNMA 01-38 SA		03/25/2020	INTEREST ONLY PAYMENT		.0	.0	2,068	51	.0	(51)	.0	(51)	.0	.0	.0	.0	.0	.176	08/25/2031	IFE
313920-ZJ-2	FNMA 01-46 S		03/18/2020	INTEREST ONLY PAYMENT		.0	.0	11,456	200	.0	(200)	.0	(200)	.0	.0	.0	.0	.0	1,062	09/18/2031	IFE
313921-A9-9	FNMA 01-59 S		03/25/2020	INTEREST ONLY PAYMENT		.0	.0	4,248	79	.0	(79)	.0	(79)	.0	.0	.0	.0	.0	.277	11/25/2031	IFE
313921-GK-8	FNMA 01-56 SG		03/25/2020	INTEREST ONLY PAYMENT		.0	.0	3,178	12	.0	(12)	.0	(12)	.0	.0	.0	.0	.0	.580	10/25/2031	IFE
313921-JE-9	FNMA 01-57 S		03/25/2020	INTEREST ONLY PAYMENT		.0	.0	1,050	20	.0	(20)	.0	(20)	.0	.0	.0	.0	.0	.57	06/25/2031	IFE
313921-U8-9	FNMA 01-60 Q1		03/25/2020	INTEREST ONLY PAYMENT		.0	.0	6,737	52	.0	(52)	.0	(52)	.0	.0	.0	.0	.0	200	09/25/2031	IFE
31392A-DM-7	FNMA 01-62 SC		03/25/2020	INTEREST ONLY PAYMENT		.0	.0	1,699	32	.0	(32)	.0	(32)	.0	.0	.0	.0	.0	.92	11/25/2031	IFE
31392A-NC-8	FNMA 01-50 SO		03/25/2020	INTEREST ONLY PAYMENT		.0	.0	1,072	20	.0	(20)	.0	(20)	.0	.0	.0	.0	.0	.58	11/25/2031	IFE
31392A-VG-0	FNMA 01-63 SA		03/18/2020	INTEREST ONLY PAYMENT		.0	.0	1,272	22	.0	(22)	.0	(22)	.0	.0	.0	.0	.0	.74	12/18/2031	IFE
31392B-5U-6	FNMA 02-10 SA		03/25/2020	INTEREST ONLY PAYMENT		.0	.0	1,094	10	.0	(10)	.0	(10)	.0	.0	.0	.0	.0	145	02/25/2032	IFE
31392B-5X-0	FNMA 02-10 SE		03/25/2020	INTEREST ONLY PAYMENT		.0	.0	2,639	60	.0	(60)	.0	(60)	.0	.0	.0	.0	.0	167	01/25/2032	IFE
31392B-6J-0	FNMA 02-10 QJ		03/25/2020	INTEREST ONLY PAYMENT		.0	.0	2,843	31	.0	(31)	.0	(31)	.0	.0	.0	.0	.0	.70	10/25/2031	IFE
31392B-6K-7	FNMA 02-10 QI		03/25/2020	INTEREST ONLY PAYMENT		.0	.0	2,122	27	.0	(27)	.0	(27)	.0	.0	.0	.0	.0	64	10/25/2031	IFE
31392B-6S-0	FNMA 02-10 QT		03/25/2020	MBS PAYDOWN		24,625	24,625	28,234	24,455	.0	171	.0	171	.0	24,625	.0	.0	.0	565	10/25/2031	IFE
31392B-JJ-6	FNMA 01-72 SW		03/25/2020	MBS PAYDOWN		1,642	1,642	2,158	1,652	.0	(10)	.0	(10)	.0	1,642	.0	.0	.0	43	12/25/2031	IFE
31392B-K2-1	FNMA 02-9 SI		03/25/2020	INTEREST ONLY PAYMENT		.0	.0	143	3	.0	(3)	.0	(3)	.0	.0	.0	.0	.0	.7	03/25/2032	IFE
31392B-ND-4	FNMA 01-81 SX		03/18/2020	INTEREST ONLY PAYMENT		.0	.0	663	36	.0	(36)	.0	(36)	.0	.0	.0	.0	.0	.75	01/18/2032	IFE
31392B-SY-3	FNMA 02-5 S		03/25/2020	INTEREST ONLY PAYMENT		.0	.0	4,731	164	.0	(164)	.0	(164)	.0	.0	.0	.0	.0	421	02/25/2032	IFE
31392B-T0-9	FNMA 02-5 SA		03/25/2020	INTEREST ONLY PAYMENT		.0	.0	2,233	66	.0	(66)	.0	(66)	.0	.0	.0	.0	.0	162	11/25/2027	IFE
31392B-WA-0	FNMA 02-1 SC		03/25/2020	INTEREST ONLY PAYMENT		.0	.0	2,628	60	.0	(60)	.0	(60)	.0	.0	.0	.0	.0	167	01/25/2032	IFE
31392C-6U-3	FNMA 02-25 SX		03/25/2020	INTEREST ONLY PAYMENT		.0	.0	569	6	.0	(6)	.0	(6)	.0	.0	.0	.0	.0	109	04/25/2032	IFE
31392C-N2-6	FNMA 02-34 SA		03/18/2020	INTEREST ONLY PAYMENT		.0	.0	4,103	109	.0	(109)	.0	(109)	.0	.0	.0	.0	.0	301	05/18/2032	IFE
31392C-Q4-9	FNMA 02-34 SE		03/18/2020	INTEREST ONLY PAYMENT		.0	.0	7,823	163	.0	(163)	.0	(163)	.0	.0	.0	.0	.0	497	05/18/2032	IFE
31392C-RB-2	FNMA 02-21 SD		03/25/2020	INTEREST ONLY PAYMENT		.0	.0	1,618	10	.0	(10)	.0	(10)	.0	.0	.0	.0	.0	214	04/25/2032	IFE
31392C-UN-2	FNMA 02-16 SN		03/25/2020	INTEREST ONLY PAYMENT		.0	.0	376	10	.0	(10)	.0	(10)	.0	.0	.0	.0	.0	.27	01/25/2032	IFE
31392D-A0-5	FNMA 02-28 SB		03/25/2020	INTEREST ONLY PAYMENT		.0	.0	1,469	58	.0	(58)	.0	(58)	.0	.0	.0	.0	.0	121	05/25/2032	IFE
31392D-QF-2	FNMA 02-39 ST		03/18/2020	INTEREST ONLY PAYMENT		.0	.0	928	22	.0	(22)	.0	(22)	.0	.0	.0	.0	.0	74	06/18/2032	IFE
31392D-SC-7	FNMA 02-44 SJ		03/25/2020	INTEREST ONLY PAYMENT		.0	.0	3,272	68	.0	(68)	.0	(68)	.0	.0	.0	.0	.0	180	04/25/2032	IFE
31392D-VZ-2	FNMA 02-47 NS		03/25/2020	INTEREST ONLY PAYMENT		.0	.0	4,123	86	.0	(86)	.0	(86)	.0	.0	.0	.0	.0	226	04/25/2032	IFE
31392D-WZ-1	FNMA 02-51 SM		03/25/2020	INTEREST ONLY PAYMENT		.0	.0	5,247	118	.0	(118)	.0	(118)	.0	.0	.0	.0	.0	292	08/25/2032	IFE
31392E-6F-2	FNMA 02-67		03/01/2020	MBS PAYDOWN		29,412	29,412	32,133	29,480	.0	(68)	.0	(68)	.0	29,412	.0	.0	.0	289	11/25/2032	IFE
31392E-GM-6	FNMA 02-52 S		03/25/2020	INTEREST ONLY PAYMENT		.0	.0	8,796	41	.0	(41)	.0	(41)	.0	.0	.0	.0	.0	1,165	09/25/2032	IFE
31392E-HK-9	FNMA 02-53 SG		03/25/2020	INTEREST ONLY PAYMENT		.0	.0	539	6	.0	(6)	.0	(6)	.0	.0	.0	.0	.0	102	07/25/2032	IFE
31392E-P9-5	FNMA 02-64 SH		03/25/2020	INTEREST ONLY PAYMENT		.0	.0	1,665	41	.0	(41)	.0	(41)	.0	.0	.0	.0	.0	110	10/25/2032	IFE
31392E-VX-5	FNMA 02-60 Y1		03/01/2020	INTEREST ONLY PAYMENT		.0	.0	3,930	25	.0	(25)	.0	(25)	.0	.0	.0	.0	.0	217	02/25/2044	IFE
31392E-WS-5	FNMA 02-60 MS		03/25/2020	INTEREST ONLY PAYMENT		.0	.0	805	24	.0	(24)	.0	(24)	.0	.0	.0	.0	.0	56	08/25/2032	IFE
31392F-6E-2	FNMA 02-77 S		03/25/2020	MBS PAYDOWN		23,022	23,022	24,408	22,822	.0	200	.0	200	.0	23,022	.0	.0	.0	479	12/25/2032	IFE
31392F-27-5	FNMA 02-82 SH		03/25/2020	MBS PAYDOWN		681	681	716	675	.0	5	.0	5	.0	681	.0	.0	.0	13	12/25/2032	IFE
31392H-T9-4	FNMA 03-8 SJ		03/25/2020	INTEREST ONLY PAYMENT		.0	.0	4,271	112	.0	(112)	.0	(112)	.0	.0	.0	.0	.0	318	02/25/2033	IFE
31392J-ZL-0	FNMA 03-2 S		03/25/2020	INTEREST ONLY PAYMENT		.0	.0	1,407	12	.0	(12)	.0	(12)	.0	.0	.0	.0	.0	145	02/25/2033	IFE
31392J-AT-6	FNGT 03-T2 A1		03/25/2020	MBS PAYDOWN		9,729	9,729	9,736	9,734	.0	(5)	.0	(5)	.0	9,729	.0	.0	.0	25	03/25/2033	IFE
31392M-AE-2	FHLMC 2448 ZH		03/01/2020	MBS PAYDOWN		94,088	94,088	100,116	94,142	.0	(54)	.0	(54)	.0	94,088	.0	.0	.0	994	05/15/2032	IFE
31392P-HX-6	FHLMC 2459 SP		03/15/2020	INTEREST ONLY PAYMENT		.0	.0	3,026	51	.0	(51)	.0	(51)	.0	.0	.0	.0	.0	164	06/15/2032	IFE
31392R-DC-2	FHLMC 2469 SH		03/15/2020	INTEREST ONLY PAYMENT		.0	.0	4,898	117	.0	(117)	.0	(117)	.0	.0	.0	.0	.0	398	07/15/2032	IFE
31392U-L3-6	FHLMC 2504 SM		03/17/2020	INTEREST ONLY PAYMENT		.0	.0	3,008	93	.0	(93)	.0	(93)	.0	.0	.0	.0	.0	240	09/17/2032	IFE
31392X-V9-6	FHLMC 2520 BE		03/01/2020	MBS PAYDOWN		36,882	36,882	40,467	36,904	.0	(22)	.0	(22)	.0	36,882	.0	.0	.0	255	11/15/2032	IFE
31393A-LW-5	FNMA 03-31 M		03/25/2020	INTEREST ONLY PAYMENT		.0	.0	2,802	50	.0	(50)	.0	(50)	.0	.0	.0	.0	.0	201	04/25/2033	IFE
31393A-S4-0	FNVI 03-W5 SA		03/25/2020	MBS PAYDOWN		6,761	6,761	6,759	6,761	.0	.0	.0	.0	.0	6,761	.0	.0	.0	27	04/25/2033	IFE
31393B-6U-4	FNVI 03-W9 A		03/25/2020	MBS PAYDOWN		6,327	6,327	6,327	6,327	.0	.0	.0	.0	.0	6,327	.0	.0	.0	14	06/25/2033	IFE
31393C-7G-2	FNMA 03-W13 AV2		03/25/2020	MBS PAYDOWN		140	140	140	140	.0	.0	.0	.0	.0	140	.0	.0	.0	0	10/25/2033	IFE

E05.10

STATEMENT AS OF MARCH 31, 2020 OF THE VOYA RETIREMENT INSURANCE AND ANNUITY COMPANY

**SCHEDULE D - PART 4**

Show All Long-Term Bonds and Stock Sold, Redeemed or Otherwise Disposed of During the Current Quarter

1	2	3	4	5	6	7	8	9	10	Change In Book/Adjusted Carrying Value					16	17	18	19	20	21	22	
										11	12	13	14	15								
CUSIP Ident-ification	Description	For-ign	Disposal Date	Name of Purchaser	Number of Shares of Stock	Consid-eration	Par Value	Actual Cost	Prior Year Book/ Adjusted Carrying Value	Unrealized Valuation Increase/ (Decrease)	Current Year's (Amor-tization)/ Accretion	Current Year's Other Than Temporary Impairment Recogn-ized	Total Change in Book/ Adjusted Carrying Value (11 + 12 - 13)	Total Foreign Exchange Change in Book /Adjusted Carrying Value	Book/ Adjusted Carrying Value at Disposal Date	Foreign Exchange Gain (Loss) on Disposal	Realized Gain (Loss) on Disposal	Total Gain (Loss) on Disposal	Bond Interest/ Stock Dividends Received During Year	Stated Con-tractual Maturity Date	NAIC Desig-nation and Admini-strative Symbol	
31393C-PX-5	FNMA 03-55		03/01/2020	MBS PAYDOWN		123,607	123,607	135,350	123,855	.0	(248)	.0	(248)	.0	123,607	.0	.0	.0	1,129	06/25/2033	IFE	
31393C-TF-0	FNMA 03-45		03/01/2020	MBS PAYDOWN		3,457	3,457	4,862	3,481	.0	(25)	.0	(25)	.0	3,457	.0	.0	.0	86	06/25/2033	IFE	
31393C-ZC-0	FNMA 03-46	T	03/01/2020	MBS PAYDOWN		41,694	41,694	45,382	41,724	.0	(30)	.0	(30)	.0	41,694	.0	.0	.0	406	06/25/2033	IFE	
31393F-AC-0	FHLMC 2530	QT	03/15/2020	INTEREST ONLY PAYMENT		.0	.0	.0	.0	.0	(19)	.0	(19)	.0	.0	.0	.0	.0	.0	63	01/15/2032	IFE
31393F-VT-0	FHLMC 2534		03/15/2020	MBS PAYDOWN		1,048	1,048	1,517	1,056	.0	(9)	.0	(9)	.0	1,048	.0	.0	.0	29	02/15/2032	IFE	
31393G-PX-6	FHLMC 2535	HI	03/01/2020	INTEREST ONLY PAYMENT		.0	.0	.0	.0	.0	(9)	.0	(9)	.0	.0	.0	.0	.0	.0	28	12/15/2022	IFE
31393J-BT-4	FHLMC 2551	SD	03/15/2020	INTEREST ONLY PAYMENT		.0	.0	.0	.0	.0	(126)	.0	(126)	.0	.0	.0	.0	.0	.0	455	01/15/2033	IFE
31393N-QN-2	FHLMC 2599	EA	03/01/2020	MBS PAYDOWN		15,080	15,080	14,326	15,051	.0	29	.0	29	.0	15,080	.0	.0	.0	.0	0	04/15/2033	IFE
31393Q-P3-0	FHLMC 2614		03/01/2020	MBS PAYDOWN		1,202	1,202	1,433	1,207	.0	(5)	.0	(5)	.0	1,202	.0	.0	.0	.0	22	05/15/2033	IFE
31393Q-X5-6	FHLMC 2610	EA	03/01/2020	MBS PAYDOWN		7,600	7,600	6,840	7,565	.0	35	.0	35	.0	7,600	.0	.0	.0	.0	0	05/15/2033	IFE
31393U-3C-5	FNMA 04-2	SW	03/25/2020	INTEREST ONLY PAYMENT		.0	.0	4,892	109	.0	(109)	.0	(109)	.0	.0	.0	.0	.0	.0	364	02/25/2034	IFE
31393U-5Y-5	FNMA 04-14	SP	03/25/2020	INTEREST ONLY PAYMENT		.0	.0	3,206	.0	.0	.0	.0	.0	.0	.0	.0	.0	.0	.0	495	11/25/2033	IFE
31393U-6D-0	FNMA 04-14	S	03/25/2020	INTEREST ONLY PAYMENT		.0	.0	5,318	.1	.0	(1)	.0	(1)	.0	.0	.0	.0	.0	.0	783	03/25/2034	IFE
31393U-CE-1	FNMA 03-126	IC	03/25/2020	INTEREST ONLY PAYMENT		.0	.0	.0	.0	.0	(9)	.0	(9)	.0	.0	.0	.0	.0	.0	17	12/25/2033	IFE
31393U-EF-6	FNMA 03-119	MO	03/25/2020	MBS PAYDOWN		9,879	9,879	11,194	9,773	.0	106	.0	106	.0	9,879	.0	.0	.0	.0	227	11/25/2033	IFE
31393U-ZG-1	FNMA 03-131	SK	03/25/2020	MBS PAYDOWN		24,642	24,642	28,851	24,521	.0	121	.0	121	.0	24,642	.0	.0	.0	.0	496	01/25/2034	IFE
31393W-WX-3	FHLMC 2638	CS	03/15/2020	MBS PAYDOWN		7,549	7,549	5,489	7,549	.0	2,060	.0	2,060	.0	7,549	.0	.0	.0	.0	102	07/15/2033	IFE
31393X-BH-9	FNMA 04-12	ES	03/25/2020	MBS PAYDOWN		23,608	23,608	23,992	23,283	.0	325	.0	325	.0	23,608	.0	.0	.0	.0	496	07/25/2033	IFE
31393X-YR-2	FNMA 04-17	BS	03/25/2020	INTEREST ONLY PAYMENT		.0	.0	55,790	.0	.0	(1,288)	.0	(1,288)	.0	.0	.0	.0	.0	.0	3,555	01/25/2034	IFE
31393Y-D6-9	FNMA 04-47	UI	03/01/2020	INTEREST ONLY PAYMENT		.0	.0	11,002	185	.0	(185)	.0	(185)	.0	.0	.0	.0	.0	.0	863	06/25/2034	IFE
31393Y-O9-9	FNMA 04-46		03/25/2020	MBS PAYDOWN		7,124	7,124	6,473	7,099	.0	25	.0	25	.0	7,124	.0	.0	.0	.0	0	03/25/2034	IFE
31393Y-T7-0	FNMA 04-46	QT	03/25/2020	INTEREST ONLY PAYMENT		.0	.0	7,272	230	.0	(230)	.0	(230)	.0	.0	.0	.0	.0	.0	375	05/25/2034	IFE
31393Y-TH-8	FNMA 04-43	S	03/25/2020	MBS PAYDOWN		7,152	7,152	7,045	6,978	.0	174	.0	174	.0	7,152	.0	.0	.0	.0	112	06/25/2034	IFE
31394A-2W-5	FNMA 04-73	TI	03/01/2020	INTEREST ONLY PAYMENT		.0	.0	7,924	137	.0	(137)	.0	(137)	.0	.0	.0	.0	.0	.0	330	10/25/2034	IFE
31394A-4U-7	FNMA 04-70	XJ	03/01/2020	INTEREST ONLY PAYMENT		.0	.0	5,532	91	.0	(91)	.0	(91)	.0	.0	.0	.0	.0	.0	220	10/25/2034	IFE
31394A-E4-4	FNMA 04-69	IP	03/01/2020	INTEREST ONLY PAYMENT		.0	.0	17,277	334	.0	(334)	.0	(334)	.0	.0	.0	.0	.0	.0	862	12/25/2033	IFE
31394A-J7-2	FNMA 04-66	XA	03/01/2020	INTEREST ONLY PAYMENT		.0	.0	9,871	205	.0	(205)	.0	(205)	.0	.0	.0	.0	.0	.0	515	09/25/2034	IFE
31394A-NN-2	FNMA 04-63	PI	03/01/2020	INTEREST ONLY PAYMENT		.0	.0	1,648	57	.0	(57)	.0	(57)	.0	.0	.0	.0	.0	.0	320	08/25/2034	IFE
31394A-NQ-5	FNMA 04-63	TI	03/01/2020	INTEREST ONLY PAYMENT		.0	.0	8,571	136	.0	(136)	.0	(136)	.0	.0	.0	.0	.0	.0	417	08/25/2034	IFE
31394A-NR-3	FNMA 04-63	BI	03/01/2020	INTEREST ONLY PAYMENT		.0	.0	25,071	454	.0	(454)	.0	(454)	.0	.0	.0	.0	.0	.0	1,377	08/25/2034	IFE
31394A-OS-8	FNMA 04-62	TP	03/01/2020	INTEREST ONLY PAYMENT		.0	.0	9,318	155	.0	(155)	.0	(155)	.0	.0	.0	.0	.0	.0	428	07/25/2033	IFE
31394A-TB-2	FNMA 04-61	SW	03/25/2020	INTEREST ONLY PAYMENT		.0	.0	9,281	249	.0	(249)	.0	(249)	.0	.0	.0	.0	.0	.0	660	08/25/2034	IFE
31394A-TD-8	FNMA 04-61	GS	03/25/2020	INTEREST ONLY PAYMENT		.0	.0	11,677	434	.0	(434)	.0	(434)	.0	.0	.0	.0	.0	.0	1,037	08/25/2034	IFE
31394A-TX-4	FNMA 04-61		03/25/2020	MBS PAYDOWN		3,887	3,887	4,473	3,898	.0	(11)	.0	(11)	.0	3,887	.0	.0	.0	.0	53	11/25/2032	IFE
31394A-WM-4	FNMA 04-60		03/25/2020	INTEREST ONLY PAYMENT		.0	.0	30,021	451	.0	(451)	.0	(451)	.0	.0	.0	.0	.0	.0	1,299	04/25/2034	IFE
31394A-ZQ-2	FNMA 04-71	TI	03/01/2020	INTEREST ONLY PAYMENT		.0	.0	7,685	165	.0	(165)	.0	(165)	.0	.0	.0	.0	.0	.0	442	04/25/2034	IFE
31394A-ZS-8	FNMA 04-71	UI	03/01/2020	INTEREST ONLY PAYMENT		.0	.0	7,717	150	.0	(150)	.0	(150)	.0	.0	.0	.0	.0	.0	436	02/25/2034	IFE
31394B-H4-9	FNMA 04-100	SB	03/25/2020	INTEREST ONLY PAYMENT		.0	.0	8,348	190	.0	(190)	.0	(190)	.0	.0	.0	.0	.0	.0	464	01/25/2035	IFE
31394B-TQ-7	FNMA 04-90	CS	03/25/2020	INTEREST ONLY PAYMENT		.0	.0	2,930	59	.0	(59)	.0	(59)	.0	.0	.0	.0	.0	.0	225	11/25/2034	IFE
31394C-JG-8	FNMA 05-19	SA	03/25/2020	INTEREST ONLY PAYMENT		.0	.0	12,217	115	.0	(115)	.0	(115)	.0	.0	.0	.0	.0	.0	758	03/25/2035	IFE
31394C-RE-4	FNMA 05-17		03/25/2020	INTEREST ONLY PAYMENT		.0	.0	18,358	123	.0	(123)	.0	(123)	.0	.0	.0	.0	.0	.0	810	03/25/2035	IFE
31394D-GV-7	FNMA 05-56		03/25/2020	MBS PAYDOWN		1,114	1,114	1,157	1,115	.0	(2)	.0	(2)	.0	1,114	.0	.0	.0	.0	10	08/25/2033	IFE
31394D-O6-0	FNMA 05-45		03/25/2020	MBS PAYDOWN		42,381	42,381	64,843	42,622	.0	(241)	.0	(241)	.0	42,381	.0	.0	.0	.0	1,348	06/25/2035	IFE
31394E-KG-2	FNMA 05-86	SO	03/25/2020	MBS PAYDOWN		9,425	9,425	9,549	9,340	.0	85	.0	85	.0	9,425	.0	.0	.0	.0	196	07/25/2035	IFE
31394E-KP-2	FNMA 05-66	HS	03/25/2020	MBS PAYDOWN		306	306	279	304	.0	2	.0	2	.0	306	.0	.0	.0	.0	5	07/25/2020	IFE
31394E-KU-1	FNMA 05-66	SX	03/25/2020	INTEREST ONLY PAYMENT		.0	.0	13,402	385	.0	(385)	.0	(385)	.0	.0	.0	.0	.0	.0	955	07/25/2035	IFE
31394E-TE-8	FNMA 05-59	PS	03/25/2020	MBS PAYDOWN		18,984	18,984	19,292	18,786	.0	198	.0	198	.0	18,984	.0	.0	.0	.0	394	05/25/2035	IFE
31394E-TM-0	FNMA 05-59	SW	03/25/2020	INTEREST ONLY PAYMENT		.0	.0	49,975	999	.0	(999)	.0	(999)	.0	.0	.0	.0	.0	.0	2,632	06/25/2035	IFE
31394E-TX-6	FNMA 05-59	DS	03/25/2020	INTEREST ONLY PAYMENT		.0	.0	3,108	28	.0	(28)	.0	(28)	.0	.0	.0	.0	.0	.0	402	05/25/2035	IFE
31394E-WY-0	FNMA 05-72	AS	03/25/2020	INTEREST ONLY PAYMENT		.0	.0	26,649	210	.0	(210)	.0	(210)	.0	.0	.0	.0	.0	.0	2,862	08/25/2035	IFE
31394F-4P-7	FNMA 05-93		03/25/2020	MBS PAYDOWN		51,372	51,372	65,964	51,763	.0	(391)	.0	(391)	.0	51,372	.0	.0	.0	.0	940	08/25/2034	IFE
31394F-BL-8	FNMA 05-75	SU	03/25/2020	MBS PAYDOWN		15,954	15,954	17,769	15,791	.0	164	.0	164	.0	15,954	.0	.0	.0	.0	612	09/25/2035	IFE
31394F-CG-8	FNMA 05-76	SA	03/25/2020	MBS PAYDOWN		127,698	127,698	137,843	126,499	.0	1,198	.0	1,198	.0	127,698	.0	.0	.0	.0	3,307	06/25/2034	IFE
31394F-DH-5	FNMA 05-74		03/25/2020	MBS PAYDOWN		13,485	13,485	16,534	13,591	.0	(106)	.0	(106)	.0	13,485	.0	.0	.0	.0	341	05/25/2035	IFE
31394F-DT-9	FNMA 05-74		03/25/2020	MBS PAYDOWN		110,412	110,412	166,219	111,058	.0	(646)	.0	(646)	.0	110,412	.0	.0	.0	.0	3,325	07/25/2035	IFE
31394F-L6-0	FNMA 05-84	SN	03/25/2020	INTEREST ONLY PAYMENT		.0	.0	28,409	536	.0	(536)	.0	(536)	.0	.0	.0	.0	.0	.0	1,535	10/25/2035	IFE
31394K-KV-5	FHLMC 2682	SB	03/15/2020	MBS PAYDOWN		3,007	3,007	3,127	2,984	.0	22	.0	22	.0	3,007	.0	.0	.0	.0	52	10/15/2033	IFE
31394M-WC-0	FHLMC 2725 SC		03/01/2020	MBS PAYDOWN		26,597	26,597	24,186	26,414	.0	183	.0	183	.0	26,597	.0	.0	.0	.0	249	11/15/2033	IFE

E05.11

STATEMENT AS OF MARCH 31, 2020 OF THE VOYA RETIREMENT INSURANCE AND ANNUITY COMPANY

**SCHEDULE D - PART 4**

Show All Long-Term Bonds and Stock Sold, Redeemed or Otherwise Disposed of During the Current Quarter

1	2	3	4	5	6	7	8	9	10	Change In Book/Adjusted Carrying Value					16	17	18	19	20	21	22	
										11	12	13	14	15								
CUSIP Identification	Description	Foreign	Disposal Date	Name of Purchaser	Number of Shares of Stock	Consideration	Par Value	Actual Cost	Prior Year Book/ Adjusted Carrying Value	Unrealized Valuation Increase/ (Decrease)	Current Year's (Amortization)/ Accretion	Current Year's Other Than Temporary Impairment Recognized	Total Change in Book/ Adjusted Carrying Value (11 + 12 - 13)	Total Foreign Exchange Change in Book /Adjusted Carrying Value	Book/ Adjusted Carrying Value at Disposal Date	Foreign Exchange Gain (Loss) on Disposal	Realized Gain (Loss) on Disposal	Total Gain (Loss) on Disposal	Bond Interest/ Stock Dividends Received During Year	Stated Contractual Maturity Date	NAIC Designation and Administrative Symbol	
31394P-JE-4	FHLMC 2736 SB		03/01/2020	MBS PAYDOWN		61,861	61,861	59,164	60,800	.0	1,061	.0	1,061	.0	61,861	.0	.0	.0	1,075	12/15/2033	IFE	
31394R-FB-0	FHLMC 2750 SG		03/15/2020	INTEREST ONLY PAYMENT		.0	.0	5,213	.0	.0	(11)	.0	(11)	.0	.0	.0	.0	.0	507	02/15/2034	IFE	
31394R-FJ-3	FHLMC 2750 SO		03/15/2020	INTEREST ONLY PAYMENT		.0	.0	5,820	.0	.0	(271)	.0	(271)	.0	.0	.0	.0	.0	773	08/15/2022	IFE	
31394R-YC-7	FHLMC 2761 ST		03/15/2020	INTEREST ONLY PAYMENT		.0	.0	5,057	.0	.0	(78)	.0	(78)	.0	.0	.0	.0	.0	.0	.0	12/15/2033	IFE
31394U-EP-3	FNMA_05-95 PS		03/25/2020	MBS PAYDOWN		14,151	14,151	13,864	13,864	.0	287	.0	287	.0	14,151	.0	.0	.0	807	10/25/2035	IFE	
31394U-HT-2	FNMA_05-102 DS		03/25/2020	MBS PAYDOWN		4,936	4,936	5,684	3,319	.0	1,617	.0	1,617	.0	4,936	.0	.0	.0	125	11/25/2035	IFE	
31394U-HY-1	FNMA_05-102 DS		03/25/2020	MBS PAYDOWN		16,670	16,670	27,911	16,765	.0	(95)	.0	(95)	.0	16,670	.0	.0	.0	648	11/25/2035	IFE	
31394U-L2-6	FNMA_05-106 PK		03/25/2020	MBS PAYDOWN		3,871	3,871	3,656	.0	.0	3,871	.0	3,871	.0	3,871	.0	.0	.0	96	12/25/2035	IFE	
31394U-V6-6	FNMA_05-110 PS		03/25/2020	MBS PAYDOWN		55,293	55,293	56,235	54,546	.0	747	.0	747	.0	55,293	.0	.0	.0	2,018	09/25/2035	IFE	
31394V-CT-5	FNMA_05-117 KS		03/25/2020	INTEREST ONLY PAYMENT		.0	.0	6,420	.0	.0	(122)	.0	(122)	.0	.0	.0	.0	.0	252	01/25/2036	IFE	
31394V-EV-8	FNMA_05-122 PS		03/25/2020	INTEREST ONLY PAYMENT		.0	.0	7,697	.0	.0	(100)	.0	(100)	.0	.0	.0	.0	.0	398	11/25/2035	IFE	
31394V-FN-5	FNMA_05-113 DI		03/25/2020	INTEREST ONLY PAYMENT		.0	.0	15,680	.0	.0	(160)	.0	(160)	.0	.0	.0	.0	.0	877	01/25/2036	IFE	
31394V-JJ-0	FNMA_05-114 SP		03/25/2020	MBS PAYDOWN		23,226	23,226	27,798	23,188	.0	38	.0	38	.0	23,226	.0	.0	.0	633	01/25/2036	IFE	
31394V-Z6-0	FNMA_06-8 NS		03/25/2020	INTEREST ONLY PAYMENT		.0	.0	13,058	.0	.0	(39)	.0	(39)	.0	.0	.0	.0	.0	1,929	03/25/2036	IFE	
31394Y-VD-3	FHLMC 2795 TS		03/15/2020	INTEREST ONLY PAYMENT		.0	.0	10,531	143	.0	(143)	.0	(143)	.0	.0	.0	.0	.0	570	03/15/2024	IFE	
31395A-JY-2	FHLMC 2810 ME		03/01/2020	MBS PAYDOWN		50,186	50,186	55,742	50,241	.0	(55)	.0	(55)	.0	50,186	.0	.0	.0	426	06/15/2034	IFE	
31395B-5X-7	FNMA_06-32 PS		03/25/2020	INTEREST ONLY PAYMENT		.0	.0	21,132	.0	.0	.0	.0	.0	.0	.0	.0	.0	.0	458	05/25/2036	IFE	
31395B-GL-1	FNMA_06-3 PS		03/25/2020	INTEREST ONLY PAYMENT		.0	.0	26,401	.0	.0	(774)	.0	(774)	.0	.0	.0	.0	.0	1,917	07/25/2035	IFE	
31395B-LW-1	FNMA_06-10 PS		03/25/2020	MBS PAYDOWN		168,978	168,978	149,625	168,377	.0	601	.0	601	.0	168,978	.0	.0	.0	.0	03/25/2036	IFE	
31395B-TT-0	FNMA_06-15 PS		03/25/2020	INTEREST ONLY PAYMENT		.0	.0	35,542	.0	.0	(443)	.0	(443)	.0	.0	.0	.0	.0	1,476	03/25/2036	IFE	
31395B-TU-7	FNMA_06-15 PS		03/01/2020	MBS PAYDOWN		4,084	4,084	3,564	4,073	.0	11	.0	11	.0	4,084	.0	.0	.0	.0	03/25/2036	IFE	
31395B-VJ-9	FNMA_06-15 PS	IW	03/25/2020	INTEREST ONLY PAYMENT		.0	.0	5,088	47	.0	(47)	.0	(47)	.0	.0	.0	.0	.0	805	01/25/2036	IFE	
31395B-VW-0	FNMA_06-15 PS	SB	03/25/2020	MBS PAYDOWN		2,387	2,387	2,125	.0	.0	2,387	.0	2,387	.0	2,387	.0	.0	.0	69	03/25/2036	IFE	
31395B-ZL-0	FNMA_06-27 PS		03/25/2020	MBS PAYDOWN		4,674	4,674	4,349	4,659	.0	15	.0	15	.0	4,674	.0	.0	.0	.0	04/25/2036	IFE	
31395C-FD-8	FHLMC 2820 PI		03/01/2020	INTEREST ONLY PAYMENT		.0	.0	8,194	125	.0	(125)	.0	(125)	.0	.0	.0	.0	.0	316	06/15/2033	IFE	
31395C-Y5-4	FHLMC 2827 SH		03/15/2020	MBS PAYDOWN		11,887	11,887	11,323	11,542	.0	346	.0	346	.0	11,887	.0	.0	.0	448	02/15/2033	IFE	
31395D-BC-2	FNMA_06-40 SI		03/25/2020	INTEREST ONLY PAYMENT		.0	.0	4,146	16	.0	(16)	.0	(16)	.0	.0	.0	.0	.0	414	05/25/2036	IFE	
31395D-P4-5	FNMA_06-43 SI		03/25/2020	INTEREST ONLY PAYMENT		.0	.0	28,326	358	.0	(358)	.0	(358)	.0	.0	.0	.0	.0	1,521	06/25/2036	IFE	
31395D-PQ-6	FNMA_06-36 SA		03/25/2020	MBS PAYDOWN		519	519	524	.0	.0	519	.0	519	.0	519	.0	.0	.0	22	05/25/2036	IFE	
31395D-QP-7	FNMA_06-36 MS		03/25/2020	INTEREST ONLY PAYMENT		.0	.0	6,267	78	.0	(78)	.0	(78)	.0	.0	.0	.0	.0	417	05/25/2036	IFE	
31395D-SA-2	FNMA_06-51 PS		03/25/2020	INTEREST ONLY PAYMENT		.0	.0	10,096	238	.0	(238)	.0	(238)	.0	.0	.0	.0	.0	549	03/25/2036	IFE	
31395G-2E-1	FHLMC 2864 PS		03/01/2020	MBS PAYDOWN		50,150	50,150	55,634	50,267	.0	(118)	.0	(118)	.0	50,150	.0	.0	.0	457	09/15/2034	IFE	
31395K-V9-1	FHLMC 2906 SN		03/15/2020	MBS PAYDOWN		78,125	78,125	79,589	77,789	.0	336	.0	336	.0	78,125	.0	.0	.0	1,668	12/15/2034	IFE	
31395L-VZ-1	FHLMC 2916 PS		03/15/2020	INTEREST ONLY PAYMENT		.0	.0	17,633	205	.0	(205)	.0	(205)	.0	.0	.0	.0	.0	819	01/15/2035	IFE	
31395M-ST-7	FHLMC 2933 PS		03/01/2020	MBS PAYDOWN		22,839	22,839	18,071	22,790	.0	49	.0	49	.0	22,839	.0	.0	.0	.0	02/15/2035	IFE	
31395N-BF-3	FNMA_06-44 IS		03/25/2020	INTEREST ONLY PAYMENT		.0	.0	5,430	28	.0	(28)	.0	(28)	.0	.0	.0	.0	.0	807	06/25/2036	IFE	
31395N-LC-9	FNMA_06-48 PS		03/25/2020	INTEREST ONLY PAYMENT		.0	.0	19,437	395	.0	(395)	.0	(395)	.0	.0	.0	.0	.0	819	06/25/2036	IFE	
31395N-MK-0	FNMA_06-48 DO		03/25/2020	INTEREST ONLY PAYMENT		.0	.0	20,098	198	.0	(198)	.0	(198)	.0	.0	.0	.0	.0	1,165	06/25/2036	IFE	
31395N-ML-8	FNMA_06-48 PS		03/25/2020	MBS PAYDOWN		23,913	23,913	20,356	23,760	.0	153	.0	153	.0	23,913	.0	.0	.0	.0	06/25/2036	IFE	
31395N-QU-4	FNMA_06-63 PS		03/01/2020	MBS PAYDOWN		181,535	181,535	201,389	182,017	.0	(481)	.0	(481)	.0	181,535	.0	.0	.0	1,633	07/25/2036	IFE	
31395N-SH-1	FNMA_06-60 AI		03/25/2020	INTEREST ONLY PAYMENT		.0	.0	24,792	355	.0	(355)	.0	(355)	.0	.0	.0	.0	.0	1,659	07/25/2036	IFE	
31395N-TD-9	FNMA_06-60 DI		03/25/2020	INTEREST ONLY PAYMENT		.0	.0	13,348	823	.0	(823)	.0	(823)	.0	.0	.0	.0	.0	2,245	04/25/2035	IFE	
31395N-TJ-6	FNMA_06-60 EI		03/25/2020	INTEREST ONLY PAYMENT		.0	.0	2,678	36	.0	(36)	.0	(36)	.0	.0	.0	.0	.0	397	02/25/2036	IFE	
31395N-UH-8	FANNIE MAE		03/25/2020	INTEREST ONLY PAYMENT		.0	.0	198,743	2,302	.0	(2,302)	.0	(2,302)	.0	.0	.0	.0	.0	6,019	07/25/2036	IFE	
31395N-UK-1	FNMA_06-60 LI		03/01/2020	MBS PAYDOWN		15,780	15,780	13,761	15,743	.0	38	.0	38	.0	15,780	.0	.0	.0	.0	07/25/2036	IFE	
31395N-UQ-8	FNMA_06-60 LI		03/25/2020	INTEREST ONLY PAYMENT		.0	.0	8,677	4	.0	(4)	.0	(4)	.0	.0	.0	.0	.0	1,958	07/25/2036	IFE	
31395N-WY-9	FNMA_06-56 CS		03/25/2020	INTEREST ONLY PAYMENT		.0	.0	27,793	401	.0	(401)	.0	(401)	.0	.0	.0	.0	.0	2,119	07/25/2036	IFE	
31395N-YE-1	FNMA_06-56 PS		03/25/2020	INTEREST ONLY PAYMENT		.0	.0	29,229	391	.0	(391)	.0	(391)	.0	.0	.0	.0	.0	2,663	07/25/2036	IFE	
31395P-E4-0	FHLMC 2943 PS		03/15/2020	MBS PAYDOWN		2,462	2,462	11,448	2,544	.0	(82)	.0	(82)	.0	2,462	.0	.0	.0	341	03/15/2035	IFE	
31395Q-E7-1	FNSTR 417		03/25/2020	INTEREST ONLY PAYMENT		.0	.0	18,395	368	.0	(368)	.0	(368)	.0	.0	.0	.0	.0	757	12/25/2042	IFE	
31395Q-NF-4	FHLMC 2979 SJ		03/15/2020	MBS PAYDOWN		19,090	19,090	19,818	19,000	.0	90	.0	90	.0	19,090	.0	.0	.0	397	05/15/2035	IFE	
31395Q-Z5-3	FHLMC 2996 SA		03/15/2020	MBS PAYDOWN		16,093	16,093	15,334	15,229	.0	864	.0	864	.0	16,093	.0	.0	.0	401	06/15/2035	IFE	
31395Q-ZY-0	FHLMC 2990 DP		02/15/2020	MBS PAYDOWN		65,073	65,073	74,887	65,341	.0	(268)	.0	(268)	.0	65,073	.0	.0	.0	1,545	08/15/2034	IFE	
31395V-2T-5	FHLMC 2990 PS		03/01/2020	MBS PAYDOWN		14,609	14,609	12,856	14,578	.0	31	.0	31	.0	14,609	.0	.0	.0	.0	02/15/2035	IFE	
31395V-HT-9	FHLM																					

STATEMENT AS OF MARCH 31, 2020 OF THE VOYA RETIREMENT INSURANCE AND ANNUITY COMPANY

**SCHEDULE D - PART 4**

Show All Long-Term Bonds and Stock Sold, Redeemed or Otherwise Disposed of During the Current Quarter

1	2	3	4	5	6	7	8	9	10	Change In Book/Adjusted Carrying Value					16	17	18	19	20	21	22
										11	12	13	14	15							
CUSIP Identification	Description	Foreign	Disposal Date	Name of Purchaser	Number of Shares of Stock	Consideration	Par Value	Actual Cost	Prior Year Book/ Adjusted Carrying Value	Unrealized Valuation Increase/ (Decrease)	Current Year's (Amortization)/ Accretion	Current Year's Other Than Temporary Impairment Recognized	Total Change in Book/ Adjusted Carrying Value (11 + 12 - 13)	Total Foreign Exchange Change in Book /Adjusted Carrying Value	Book/ Adjusted Carrying Value at Disposal Date	Foreign Exchange Gain (Loss) on Disposal	Realized Gain (Loss) on Disposal	Total Gain (Loss) on Disposal	Bond Interest/ Stock Dividends Received During Year	Stated Contractual Maturity Date	NAIC Designation and Administrative Symbol
31396C-BU-3	FHLMC 3045 DO		03/01/2020	MBS PAYDOWN		34,463	34,463	28,992	34,369	.0	94	.0	94	.0	34,463	.0	.0	.0	.0	10/15/2035	IFE
31396E-DX-1	FHLMC 3050		03/15/2020	MBS PAYDOWN		4,451	4,451	5,578	4,488	.0	(37)	.0	(37)	.0	4,451	.0	.0	.0	.0	09/15/2034	IFE
31396F-JA-2	FHLMC 3072		03/01/2020	MBS PAYDOWN		19,606	19,606	17,351	19,564	.0	41	.0	41	.0	19,606	.0	.0	.0	.0	02/15/2035	IFE
31396F-M9-1	FHLMC 3074	BI	03/01/2020	INTEREST ONLY PAYMENT		.0	.0	10,234	202	.0	(202)	.0	(202)	.0	.0	.0	.0	.0	.0	11/15/2035	IFE
31396F-TX-1	FHLMC 3092	MS	03/15/2020	MBS PAYDOWN		28,708	28,708	35,095	28,616	.0	92	.0	92	.0	28,708	.0	.0	.0	.0	12/15/2035	IFE
31396F-UA-9	FHLMC 3092	SJ	03/15/2020	INTEREST ONLY PAYMENT		.0	.0	15,245	303	.0	(303)	.0	(303)	.0	.0	.0	.0	.0	.0	12/15/2035	IFE
31396F-Z7-1	FHLMC 3077		03/01/2020	MBS PAYDOWN		12,363	12,363	11,249	12,334	.0	29	.0	29	.0	12,363	.0	.0	.0	.0	04/15/2035	IFE
31396G-E2-3	FHLMC 3084		03/15/2020	MBS PAYDOWN		27,609	27,609	37,276	27,699	.0	(90)	.0	(90)	.0	27,609	.0	.0	.0	.0	12/15/2034	IFE
31396G-J3-6	FHLMC 3105		03/15/2020	INTEREST ONLY PAYMENT		.0	.0	58,750	349	.0	(349)	.0	(349)	.0	.0	.0	.0	.0	.0	01/15/2036	IFE
31396H-2D-0	FHLMC 3100		03/15/2020	MBS PAYDOWN		8,255	8,255	7,544	8,232	.0	23	.0	23	.0	8,255	.0	.0	.0	.0	01/15/2036	IFE
31396H-2E-8	FHLMC 3100	PQ	03/15/2020	INTEREST ONLY PAYMENT		.0	.0	23,940	432	.0	(432)	.0	(432)	.0	.0	.0	.0	.0	.0	01/15/2036	IFE
31396H-GB-9	FHLMC 3114	BI	03/15/2020	INTEREST ONLY PAYMENT		.0	.0	16,873	345	.0	(345)	.0	(345)	.0	.0	.0	.0	.0	.0	04/15/2030	IFE
31396H-H5-1	FHLMC 3114	IP	03/15/2020	INTEREST ONLY PAYMENT		.0	.0	16,997	37	.0	(37)	.0	(37)	.0	.0	.0	.0	.0	.0	02/15/2036	IFE
31396H-PL-5	FHLMC 3118	SG	03/15/2020	INTEREST ONLY PAYMENT		.0	.0	4,459	.0	.0	.0	.0	.0	.0	.0	.0	.0	.0	.0	02/15/2036	IFE
31396H-SA-8	FHLMC 3119	HI	03/15/2020	INTEREST ONLY PAYMENT		.0	.0	50,771	399	.0	(399)	.0	(399)	.0	.0	.0	.0	.0	.0	02/15/2036	IFE
31396J-SW-1	FHLMC 3134	SA	03/15/2020	INTEREST ONLY PAYMENT		.0	.0	17,423	36	.0	(36)	.0	(36)	.0	.0	.0	.0	.0	.0	03/15/2036	IFE
31396J-PN-9	FHLMC 3123		03/15/2020	INTEREST ONLY PAYMENT		.0	.0	44,960	373	.0	(373)	.0	(373)	.0	.0	.0	.0	.0	.0	03/15/2036	IFE
31396K-5P-3	FNMA 06-98	SO	03/25/2020	INTEREST ONLY PAYMENT		.0	.0	50,408	977	.0	(977)	.0	(977)	.0	.0	.0	.0	.0	.0	10/25/2036	IFE
31396K-5V-0	FNMA 06-98	ST	03/25/2020	MBS PAYDOWN		2,822	2,822	2,767	2,805	.0	17	.0	17	.0	2,822	.0	.0	.0	.0	10/25/2036	IFE
31396K-6U-1	FNMA 06-100	SA	03/25/2020	MBS PAYDOWN		11,215	11,215	16,837	11,177	.0	39	.0	39	.0	11,215	.0	.0	.0	.0	10/25/2036	IFE
31396K-D2-5	FNMA 06-83		03/25/2020	INTEREST ONLY PAYMENT		.0	.0	56,541	1,107	.0	(1,107)	.0	(1,107)	.0	.0	.0	.0	.0	.0	09/25/2036	IFE
31396K-F7-2	FNMA 06-88	BI	03/25/2020	INTEREST ONLY PAYMENT		.0	.0	7,679	166	.0	(166)	.0	(166)	.0	.0	.0	.0	.0	.0	09/25/2036	IFE
31396K-UP-8	FNMA 06-72		03/25/2020	INTEREST ONLY PAYMENT		.0	.0	53,850	1,172	.0	(1,172)	.0	(1,172)	.0	.0	.0	.0	.0	.0	08/25/2036	IFE
31396K-LL-4	FNMA 06-70	PK	03/25/2020	MBS PAYDOWN		25,998	25,998	27,562	25,694	.0	304	.0	304	.0	25,998	.0	.0	.0	.0	06/25/2036	IFE
31396K-MA-1	FNMA 06-81	SE	03/25/2020	INTEREST ONLY PAYMENT		.0	.0	51,266	751	.0	(751)	.0	(751)	.0	.0	.0	.0	.0	.0	09/25/2036	IFE
31396L-3N-8	FNMA 06-114	SO	03/25/2020	INTEREST ONLY PAYMENT		.0	.0	166	1	.0	(1)	.0	(1)	.0	.0	.0	.0	.0	.0	12/25/2036	IFE
31396L-3P-3	FNMA 06-114		03/25/2020	MBS PAYDOWN		2,012	2,012	1,774	2,002	.0	11	.0	11	.0	2,012	.0	.0	.0	.0	12/25/2036	IFE
31396L-D5-6	FNMA 06-117		03/25/2020	INTEREST ONLY PAYMENT		.0	.0	10,110	183	.0	(183)	.0	(183)	.0	.0	.0	.0	.0	.0	12/25/2036	IFE
31396L-F8-8	FNMA 06-122	S	03/25/2020	INTEREST ONLY PAYMENT		.0	.0	2,146	47	.0	(47)	.0	(47)	.0	.0	.0	.0	.0	.0	12/25/2036	IFE
31396L-GE-4	FNMA 06-103		03/01/2020	MBS PAYDOWN		9,183	9,183	7,916	9,142	.0	42	.0	42	.0	9,183	.0	.0	.0	.0	10/25/2036	IFE
31396L-HY-9	FNMA 06-101		03/25/2020	INTEREST ONLY PAYMENT		.0	.0	25,308	287	.0	(287)	.0	(287)	.0	.0	.0	.0	.0	.0	10/25/2036	IFE
31396L-LW-8	FNMA 06-104		03/25/2020	INTEREST ONLY PAYMENT		.0	.0	33,727	644	.0	(644)	.0	(644)	.0	.0	.0	.0	.0	.0	11/25/2036	IFE
31396L-QX-1	FNMA 06-109		03/25/2020	INTEREST ONLY PAYMENT		.0	.0	26,898	410	.0	(410)	.0	(410)	.0	.0	.0	.0	.0	.0	11/25/2036	IFE
31396L-RB-8	FNMA 06-109		03/25/2020	INTEREST ONLY PAYMENT		.0	.0	15,168	255	.0	(255)	.0	(255)	.0	.0	.0	.0	.0	.0	11/25/2036	IFE
31396L-T3-4	FNMA 06-115	IE	03/25/2020	INTEREST ONLY PAYMENT		.0	.0	2,545	30	.0	(30)	.0	(30)	.0	.0	.0	.0	.0	.0	12/25/2036	IFE
31396L-XH-8	FNMA 06-110	CX	03/25/2020	INTEREST ONLY PAYMENT		.0	.0	21,218	366	.0	(366)	.0	(366)	.0	.0	.0	.0	.0	.0	11/25/2036	IFE
31396N-7L-4	FHLMC 3138	SC	03/15/2020	INTEREST ONLY PAYMENT		.0	.0	11,004	56	.0	(56)	.0	(56)	.0	.0	.0	.0	.0	.0	04/15/2036	IFE
31396N-E5-1	FHLMC 3140	SG	03/15/2020	INTEREST ONLY PAYMENT		.0	.0	16,187	231	.0	(231)	.0	(231)	.0	.0	.0	.0	.0	.0	03/15/2036	IFE
31396N-H4-1	FHLMC 3136	NS	03/15/2020	INTEREST ONLY PAYMENT		.0	.0	16,198	174	.0	(174)	.0	(174)	.0	.0	.0	.0	.0	.0	04/15/2036	IFE
31396N-HC-3	FHLMC 3136	PS	03/15/2020	INTEREST ONLY PAYMENT		.0	.0	19,284	363	.0	(363)	.0	(363)	.0	.0	.0	.0	.0	.0	04/15/2036	IFE
31396N-KH-8	FHLMC 3147		03/15/2020	INTEREST ONLY PAYMENT		.0	.0	34,126	231	.0	(231)	.0	(231)	.0	.0	.0	.0	.0	.0	04/15/2036	IFE
31396N-LG-9	FHLMC 3147		03/15/2020	INTEREST ONLY PAYMENT		.0	.0	19,809	400	.0	(400)	.0	(400)	.0	.0	.0	.0	.0	.0	04/15/2036	IFE
31396P-2I-0	FNMA 07-21		03/25/2020	INTEREST ONLY PAYMENT		.0	.0	68	2	.0	(2)	.0	(2)	.0	.0	.0	.0	.0	.0	03/25/2037	IFE
31396P-3X-7	FNMA 07-21		03/25/2020	MBS PAYDOWN		38,532	38,532	33,710	38,370	.0	162	.0	162	.0	38,532	.0	.0	.0	.0	03/25/2037	IFE
31396P-5X-5	FNMA 07-18	SB	03/25/2020	INTEREST ONLY PAYMENT		.0	.0	3,065	.0	.0	.0	.0	.0	.0	.0	.0	.0	.0	.0	03/25/2037	IFE
31396P-EY-3	FNMA 06-128		03/25/2020	INTEREST ONLY PAYMENT		.0	.0	32,652	601	.0	(601)	.0	(601)	.0	.0	.0	.0	.0	.0	01/25/2037	IFE
31396P-G6-2	FNMA 07-14		03/01/2020	MBS PAYDOWN		4,079	4,079	3,556	4,062	.0	16	.0	16	.0	4,079	.0	.0	.0	.0	03/25/2037	IFE
31396P-HL-8	FNMA 07-1		03/25/2020	INTEREST ONLY PAYMENT		.0	.0	48,432	627	.0	(627)	.0	(627)	.0	.0	.0	.0	.0	.0	02/25/2037	IFE
31396P-ME-8	FNMA 39633	PS	03/25/2020	INTEREST ONLY PAYMENT		.0	.0	25,584	833	.0	(833)	.0	(833)	.0	.0	.0	.0	.0	.0	02/25/2037	IFE
31396P-ZF-1	FNMA 07-17		03/25/2020	INTEREST ONLY PAYMENT		.0	.0	20,137	312	.0	(312)	.0	(312)	.0	.0	.0	.0	.0	.0	03/25/2037	IFE
31396Q-5E-5	FNMA 09-69		03/25/2020	INTEREST ONLY PAYMENT		.0	.0	25,583	448	.0	(448)	.0	(448)	.0	.0	.0	.0	.0	.0	09/25/2039	IFE
31396Q-CH-0	FNMA 09-48D	IA	03/01/2020	INTEREST ONLY PAYMENT		.0	.0	547	11	.0	(11)	.0	(11)	.0	.0	.0	.0	.0	.0	07/25/2039	IFE
31396Q-LY-3	FNMA 09-50		03/01/2020	MBS PAYDOWN		219,487	219,487	238,800	219,531	.0	(44)	.0	(44)	.0	219,487	.0	.0	.0	.0	02/25/2049	IFE
31396Q-YP-8	FNMA 09-70		03/25/2020	MBS PAYDOWN		10,461	10,461	9,261	10,419	.0	42	.0	42	.0	10,461	.0	.0	.0	.0	01/25/2037	IFE
31396R-AU-1	FHLMC 3156		03/01/2020	MBS PAYDOWN		58,120	58,120	50,900	57,985	.0	134	.0	134	.0	58,120	.0	.0	.0	.0	05/15/2036	IFE
31396R-G9-2	FHLMC 3149		03/15/2020	MBS PAYDOWN		182	182	141	179	.0	2	.0	2	.0	182	.0	.0	.0	.0	05/15/2036	IFE
31396R-J5-7	FHLMC 3149	SI	03/15/2020	INTEREST ONLY PAYMENT		.0	.0	53,435	407	.0	(407)	.0	(407)	.0	.0	.0	.0	.0	.0	05/15/2036	IFE
31396R-KM-8	FHLMC 3153		03/01/2020	MBS PAYDOWN		5,488	5,488	4,953	5,476	.0	12	.0	12	.0	5,488	.0	.0	.0	.0	05/15/2036	IFE

E05.13

STATEMENT AS OF MARCH 31, 2020 OF THE VOYA RETIREMENT INSURANCE AND ANNUITY COMPANY

**SCHEDULE D - PART 4**

Show All Long-Term Bonds and Stock Sold, Redeemed or Otherwise Disposed of During the Current Quarter

1	2	3	4	5	6	7	8	9	10	Change In Book/Adjusted Carrying Value					16	17	18	19	20	21	22
										11	12	13	14	15							
CUSIP Identification	Description	Foreign	Disposal Date	Name of Purchaser	Number of Shares of Stock	Consideration	Par Value	Actual Cost	Prior Year Book/ Adjusted Carrying Value	Unrealized Valuation Increase/ (Decrease)	Current Year's (Amortization)/ Accretion	Current Year's Other Than Temporary Impairment Recognized	Total Change in Book/ Adjusted Carrying Value (11 + 12 - 13)	Total Foreign Exchange Change in Book /Adjusted Carrying Value	Book/ Adjusted Carrying Value at Disposal Date	Foreign Exchange Gain (Loss) on Disposal	Realized Gain (Loss) on Disposal	Total Gain (Loss) on Disposal	Bond Interest/ Stock Dividends Received During Year	Stated Contractual Maturity Date	NAIC Designation and Administrative Symbol
31396R-KW-6	FHLMC 3153		03/15/2020	INTEREST ONLY PAYMENT		.0	.0	18,649	245	.0	(245)	.0	(245)	.0	.0	.0	.0	.0	.817	05/15/2036	IFE
31396T-2M-4	FHLMC 3175		03/01/2020	MBS PAYDOWN		56,771	56,771	49,577	56,422	.0	349	.0	349	.0	56,771	.0	.0	.0	.0	06/15/2036	IFE
31396T-A8-6	FHLMC 3170 SA		03/15/2020	INTEREST ONLY PAYMENT		.0	.0	47,458	386	.0	(386)	.0	(386)	.0	.0	.0	.0	.0	2,344	09/15/2033	IFE
31396T-ZH-9	FHLMC 3191		03/15/2020	MBS PAYDOWN		7,733	7,733	13,533	7,822	.0	(88)	.0	(88)	.0	7,733	.0	.0	.0	284	07/15/2036	IFE
31396V-X2-1	FHLMC 3184 JS		03/15/2020	INTEREST ONLY PAYMENT		.0	.0	5,494	12	.0	(12)	.0	(12)	.0	.0	.0	.0	.0	884	07/15/2036	IFE
31396V-A5-7	FNMA 07-46 SD		03/25/2020	INTEREST ONLY PAYMENT		.0	.0	271	9	.0	(9)	.0	(9)	.0	.0	.0	.0	.0	27	05/25/2037	IFE
31396V-D7-0	FNMA 07-48		03/25/2020	INTEREST ONLY PAYMENT		.0	.0	33,686	708	.0	(708)	.0	(708)	.0	.0	.0	.0	.0	1,731	05/25/2037	IFE
31396V-HU-5	FNMA 07-30		03/25/2020	INTEREST ONLY PAYMENT		.0	.0	43,899	683	.0	(683)	.0	(683)	.0	.0	.0	.0	.0	2,103	04/25/2037	IFE
31396V-J6-6	FNR 2007-45 SM		03/25/2020	INTEREST ONLY PAYMENT		.0	.0	39,426	571	.0	(571)	.0	(571)	.0	.0	.0	.0	.0	2,172	06/25/2036	IFE
31396V-KZ-0	FNMA 07-28 JS		03/25/2020	INTEREST ONLY PAYMENT		.0	.0	15,434	.0	.0	.0	.0	.0	.0	.0	.0	.0	.0	2,258	09/25/2035	IFE
31396V-LW-6	FNMA 07-28		03/25/2020	MBS PAYDOWN		134,626	134,626	128,588	134,475	.0	150	.0	150	.0	134,626	.0	.0	.0	586	01/25/2036	IFE
31396V-N4-6	FNMA 07-42		03/25/2020	INTEREST ONLY PAYMENT		.0	.0	18,180	370	.0	(370)	.0	(370)	.0	.0	.0	.0	.0	962	05/25/2037	IFE
31396V-PY-8	FNMA 07-W3 242		03/25/2020	INTEREST ONLY PAYMENT		.0	.0	1,789	.0	.0	.0	.0	.0	.0	.0	.0	.0	.0	145	04/25/2037	IFE
31396V-VG-0	FNMA 07-43 KS		03/25/2020	INTEREST ONLY PAYMENT		.0	.0	3,406	19	.0	(19)	.0	(19)	.0	.0	.0	.0	.0	727	05/25/2037	IFE
31396V-VH-8	FNMA 07-43		03/25/2020	INTEREST ONLY PAYMENT		.0	.0	747	15	.0	(15)	.0	(15)	.0	.0	.0	.0	.0	41	05/25/2037	IFE
31396V-ED-4	FNMA 07-54		03/25/2020	INTEREST ONLY PAYMENT		.0	.0	32,337	715	.0	(715)	.0	(715)	.0	.0	.0	.0	.0	1,553	06/25/2037	IFE
31396V-FP-6	FNMA 07-54		03/25/2020	INTEREST ONLY PAYMENT		.0	.0	63,784	2,354	.0	(2,354)	.0	(2,354)	.0	.0	.0	.0	.0	3,982	06/25/2037	IFE
31396V-JS-6	FNMA 07-57		03/01/2020	MBS PAYDOWN		67,614	67,614	60,515	67,415	.0	199	.0	199	.0	67,614	.0	.0	.0	.0	06/25/2036	IFE
31396V-NC-6	FNMA 07-71 SM		03/25/2020	INTEREST ONLY PAYMENT		.0	.0	14,028	345	.0	(345)	.0	(345)	.0	.0	.0	.0	.0	866	07/25/2037	IFE
31396V-PH-3	FNMA 07-67 SI		03/25/2020	INTEREST ONLY PAYMENT		.0	.0	1,731	88	.0	(88)	.0	(88)	.0	.0	.0	.0	.0	125	07/25/2037	IFE
31396V-PV-2	FNMA 07-67 SK		03/25/2020	INTEREST ONLY PAYMENT		.0	.0	7,697	111	.0	(111)	.0	(111)	.0	.0	.0	.0	.0	536	07/25/2037	IFE
31396V-SH-0	FNMA 07-60B BS		03/25/2020	INTEREST ONLY PAYMENT		.0	.0	26,069	303	.0	(303)	.0	(303)	.0	.0	.0	.0	.0	1,355	07/25/2037	IFE
31396V-ZA-7	FNMA 07-66 SD		03/25/2020	MBS PAYDOWN		5,234	5,234	6,118	1,766	.0	3,468	.0	3,468	.0	5,234	.0	.0	.0	217	07/25/2037	IFE
31396V-KV-5	FNMA 07-84D SB		03/25/2020	MBS PAYDOWN		8,375	8,375	12,668	8,370	.0	5	.0	5	.0	8,375	.0	.0	.0	253	08/25/2037	IFE
31396V-YQ-1	FNMA 07-91A SA		03/25/2020	INTEREST ONLY PAYMENT		.0	.0	10,691	192	.0	(192)	.0	(192)	.0	.0	.0	.0	.0	667	10/25/2037	IFE
31396V-BA-9	FNMA 07-117		03/25/2020	INTEREST ONLY PAYMENT		.0	.0	14,021	.0	.0	.0	.0	.0	.0	.0	.0	.0	.0	318	01/25/2038	IFE
31396V-KY-7	FNMA 08-10		03/25/2020	INTEREST ONLY PAYMENT		.0	.0	6,340	.0	.0	.0	.0	.0	.0	.0	.0	.0	.0	140	03/25/2038	IFE
31396V-L5-9	FNMA 08-25		03/25/2020	INTEREST ONLY PAYMENT		.0	.0	44,485	961	.0	(961)	.0	(961)	.0	.0	.0	.0	.0	2,119	04/25/2038	IFE
31396V-N9-9	FNMA 08-33		03/25/2020	INTEREST ONLY PAYMENT		.0	.0	44,822	782	.0	(782)	.0	(782)	.0	.0	.0	.0	.0	2,118	04/25/2038	IFE
31396V-WB-4	FNMA 08-13		03/25/2020	INTEREST ONLY PAYMENT		.0	.0	28,858	574	.0	(574)	.0	(574)	.0	.0	.0	.0	.0	1,781	03/25/2038	IFE
31396V-WR-9	FNMA 08-18		03/25/2020	INTEREST ONLY PAYMENT		.0	.0	2,025	49	.0	(49)	.0	(49)	.0	.0	.0	.0	.0	115	03/25/2038	IFE
31396V-Y5-5	FNMA 08-28		03/25/2020	MBS PAYDOWN		106,117	106,117	170,848	107,520	.0	(1,403)	.0	(1,403)	.0	106,117	.0	.0	.0	3,606	04/25/2038	IFE
31397A-Q8-9	FHLMC 3203		03/15/2020	MBS PAYDOWN		33,962	33,962	29,266	33,845	.0	117	.0	117	.0	33,962	.0	.0	.0	.0	08/15/2036	IFE
31397A-ZX-4	FHLMC 3213A LS		03/15/2020	INTEREST ONLY PAYMENT		.0	.0	5,553	42	.0	(42)	.0	(42)	.0	.0	.0	.0	.0	412	09/15/2036	IFE
31397B-HF-1	FHLMC 3218 AS		03/15/2020	INTEREST ONLY PAYMENT		.0	.0	28,154	235	.0	(235)	.0	(235)	.0	.0	.0	.0	.0	1,811	09/15/2036	IFE
31397B-QV-6	FHLMC 3225		03/01/2020	MBS PAYDOWN		65,342	65,342	59,573	65,210	.0	132	.0	132	.0	65,342	.0	.0	.0	.0	10/15/2036	IFE
31397B-W7-2	FHLMC 3231 SE		03/15/2020	MBS PAYDOWN		16,293	16,293	16,232	15,453	.0	841	.0	841	.0	16,293	.0	.0	.0	395	10/15/2036	IFE
31397C-BA-6	FHLMC 3236 KS		03/15/2020	INTEREST ONLY PAYMENT		.0	.0	5,114	.0	.0	.0	.0	.0	.0	.0	.0	.0	.0	974	11/15/2036	IFE
31397C-FS-3	FHLMC 3240		03/15/2020	INTEREST ONLY PAYMENT		.0	.0	42,432	191	.0	(191)	.0	(191)	.0	.0	.0	.0	.0	1,640	11/15/2036	IFE
31397C-UP-2	FHLMC 3239		03/15/2020	MBS PAYDOWN		63,472	63,472	104,412	63,979	.0	(507)	.0	(507)	.0	63,472	.0	.0	.0	1,698	11/15/2036	IFE
31397C-VF-3	FHLMC 3239 GI		03/01/2020	INTEREST ONLY PAYMENT		.0	.0	3,028	6	.0	(6)	.0	(6)	.0	.0	.0	.0	.0	77	11/15/2036	IFE
31397C-VU-0	FHLMC 3239 PS		03/15/2020	MBS PAYDOWN		64,942	64,942	64,333	61,814	.0	3,128	.0	3,128	.0	64,942	.0	.0	.0	2,136	11/15/2036	IFE
31397E-AH-8	FHLMC 3255		03/15/2020	INTEREST ONLY PAYMENT		.0	.0	17,895	102	.0	(102)	.0	(102)	.0	.0	.0	.0	.0	560	12/15/2036	IFE
31397F-6N-7	FHLMC 32-74		03/01/2020	MBS PAYDOWN		4,226	4,226	3,651	4,210	.0	15	.0	15	.0	4,226	.0	.0	.0	.0	02/15/2037	IFE
31397F-6Y-3	FHLMC 3274 SM		03/15/2020	INTEREST ONLY PAYMENT		.0	.0	30,065	302	.0	(302)	.0	(302)	.0	.0	.0	.0	.0	1,608	02/15/2037	IFE
31397F-HB-1	FHLMC 3271 SD		03/15/2020	INTEREST ONLY PAYMENT		.0	.0	740	15	.0	(15)	.0	(15)	.0	.0	.0	.0	.0	46	02/15/2037	IFE
31397F-TH-5	FHLMC 3293 SA		03/15/2020	INTEREST ONLY PAYMENT		.0	.0	13,401	210	.0	(210)	.0	(210)	.0	.0	.0	.0	.0	1,959	03/15/2037	IFE
31397G-7A-2	FHLMC 3287A		03/15/2020	INTEREST ONLY PAYMENT		.0	.0	13,649	124	.0	(124)	.0	(124)	.0	.0	.0	.0	.0	570	03/15/2037	IFE
31397G-KC-3	FHLMC 3308		03/15/2020	INTEREST ONLY PAYMENT		.0	.0	18,551	337	.0	(337)	.0	(337)	.0	.0	.0	.0	.0	1,058	02/15/2033	IFE
31397G-QV-5	FHLMC 3300		03/01/2020	MBS PAYDOWN		40,924	40,924	35,930	40,744	.0	180	.0	180	.0	40,924	.0	.0	.0	.0	02/15/2037	IFE
31397G-R2-8	FHLMC 3300 MO		03/01/2020	MBS PAYDOWN		17,853	17,853	14,695	17,777	.0	76	.0	76	.0	17,853	.0	.0	.0	.0	11/15/2036	IFE
31397G-RK-8	FHLMC 3300		03/15/2020	INTEREST ONLY PAYMENT		.0	.0	23,540	332	.0	(332)	.0	(332)	.0	.0	.0	.0	.0	1,059	04/15/2037	IFE
31397G-S3-5	FHLMC 3297		03/15/2020	INTEREST ONLY PAYMENT		.0	.0	19,432	410	.0	(410)	.0	(410)	.0	.0	.0	.0	.0	1,373	04/15/2037	IFE
31397H-D3-9	FHLMC 3318 CS		03/15/2020	INTEREST ONLY PAYMENT		.0	.0	17,304	23	.0	(23)	.0	(23)	.0	.0	.0	.0	.0	639	05/15/2037	IFE
31397H-DN-5	FHLMC 3318 GS		03/15/2020	INTEREST ONLY PAYMENT		.0	.0	113	2	.0	(2)	.0	(2)	.0	.0	.0	.0	.0	18	05/15/2037	IFE
31397J-5X-8	FHLMC 3331D SP		03/15/2020	INTEREST ONLY PAYMENT		.0	.0	9,496	141	.0	(141)	.0	(141)	.0	.0	.0	.0	.0	740	06/15/2037	IFE
31397J-DA-9	FHLMC 3325		03/15/2020	INTEREST ONLY PAYMENT		.0	.0	7,638	224	.0	(224)	.0	(224)	.0	.0	.0	.0	.0	612	06/15/2037	IFE
31397J-KD-5	FHLMC 3326		03/15/2020	INTEREST ONLY PAYMENT		.0	.0	5,504	118	.0	(118)	.0	(118)	.0	.0	.0	.0	.0	384	06/15/2037	IFE

EO5.14

STATEMENT AS OF MARCH 31, 2020 OF THE VOYA RETIREMENT INSURANCE AND ANNUITY COMPANY

**SCHEDULE D - PART 4**

Show All Long-Term Bonds and Stock Sold, Redeemed or Otherwise Disposed of During the Current Quarter

1	2	3	4	5	6	7	8	9	10	Change In Book/Adjusted Carrying Value					16	17	18	19	20	21	22
										11	12	13	14	15							
CUSIP Identification	Description	Foreign	Disposal Date	Name of Purchaser	Number of Shares of Stock	Consideration	Par Value	Actual Cost	Prior Year Book/Adjusted Carrying Value	Unrealized Valuation Increase/(Decrease)	Current Year's (Amortization)/Accretion	Current Year's Other Than Temporary Impairment Recognized	Total Change in Book/Adjusted Carrying Value (11 + 12 - 13)	Total Foreign Exchange Change in Book/Adjusted Carrying Value	Book/Adjusted Carrying Value at Disposal Date	Foreign Exchange Gain (Loss) on Disposal	Realized Gain (Loss) on Disposal	Total Gain (Loss) on Disposal	Bond Interest/Stock Dividends Received During Year	Stated Contractual Maturity Date	NAIC Designation and Administrative Symbol
31397J-KK-9	FHLMC 3326		03/15/2020	INTEREST ONLY PAYMENT		.0	.0	42,825	.460	.0	(460)	.0	(460)	.0	.0	.0	.0	.0	1,837	02/15/2036	IFE
31397J-NZ-3	FHLMC 3350		03/01/2020	MBS PAYDOWN		24,701	24,701	28,406	24,761	.0	(61)	.0	(61)	.0	24,701	.0	.0	.0	349	07/15/2037	IFE
31397J-VU-5	FHLMC 3349	MY	03/01/2020	MBS PAYDOWN		20,333	20,333	22,509	20,333	.0	(35)	.0	(35)	.0	20,333	.0	.0	.0	186	07/15/2037	IFE
31397K-F8-9	FHLMC 3361		03/15/2020	INTEREST ONLY PAYMENT		.0	.0	16,898	.202	.0	(202)	.0	(202)	.0	.0	.0	.0	.0	745	08/15/2035	IFE
31397K-RN-3	FHLMC 3378		03/15/2020	MBS PAYDOWN		11,960	11,960	19,135	12,054	.0	(95)	.0	(95)	.0	11,960	.0	.0	.0	329	06/15/2037	IFE
31397L-B8-1	FNMA 08-53C	KI	03/25/2020	INTEREST ONLY PAYMENT		.0	.0	2,421	.62	.0	(62)	.0	(62)	.0	.0	.0	.0	.0	161	07/25/2023	IFE
31397L-H9-3	FNMA 08-60		03/25/2020	INTEREST ONLY PAYMENT		.0	.0	18,679	403	.0	(403)	.0	(403)	.0	.0	.0	.0	.0	1,086	07/25/2038	IFE
31397L-PB-9	FNMA 08-42	MF	03/25/2020	MBS PAYDOWN		3,692	3,692	3,469	3,683	.0	9	.0	9	.0	3,692	.0	.0	.0	.7	03/25/2037	IFE
31397L-PR-4	FNMA 08-42		03/25/2020	INTEREST ONLY PAYMENT		.0	.0	53,945	1,132	.0	(1,132)	.0	(1,132)	.0	.0	.0	.0	.0	2,759	05/25/2038	IFE
31397L-X4-6	FNMA 08-62		03/25/2020	INTEREST ONLY PAYMENT		.0	.0	36,785	893	.0	(893)	.0	(893)	.0	.0	.0	.0	.0	2,648	07/25/2038	IFE
31397M-7C-5	FNMA 09-1B	SM	03/25/2020	INTEREST ONLY PAYMENT		.0	.0	2,435	.50	.0	(50)	.0	(50)	.0	.0	.0	.0	.0	458	02/25/2039	IFE
31397M-E4-5	FNMA 08-92		03/25/2020	INTEREST ONLY PAYMENT		.0	.0	86,944	1,411	.0	(1,411)	.0	(1,411)	.0	.0	.0	.0	.0	3,556	12/25/2038	IFE
31397M-Q7-5	FNMA 08-93		03/25/2020	INTEREST ONLY PAYMENT		.0	.0	1,605	.32	.0	(32)	.0	(32)	.0	.0	.0	.0	.0	116	07/25/2048	IFE
31397N-3G-8	FNMA 09-43		03/25/2020	INTEREST ONLY PAYMENT		.0	.0	16,022	303	.0	(303)	.0	(303)	.0	.0	.0	.0	.0	921	06/25/2039	IFE
31397N-FK-6	FNMA 09-17B		03/25/2020	INTEREST ONLY PAYMENT		.0	.0	2,807	101	.0	(101)	.0	(101)	.0	.0	.0	.0	.0	240	03/25/2039	IFE
31397N-LU-7	FNMA 09-11	SU	03/25/2020	INTEREST ONLY PAYMENT		.0	.0	4,416	.52	.0	(52)	.0	(52)	.0	.0	.0	.0	.0	303	03/25/2049	IFE
31397N-MG-7	FNMA 09-11	PO	03/01/2020	MBS PAYDOWN		13,372	13,372	10,898	13,255	.0	117	.0	117	.0	13,372	.0	.0	.0	.0	08/25/2038	IFE
31397N-SE-6	FNMA 09-22		03/25/2020	INTEREST ONLY PAYMENT		.0	.0	6,527	146	.0	(146)	.0	(146)	.0	.0	.0	.0	.0	380	04/25/2037	IFE
31397N-UG-8	FNMA 09-19D	TD	03/01/2020	MBS PAYDOWN		17,318	17,318	18,683	17,338	.0	(20)	.0	(20)	.0	17,318	.0	.0	.0	130	08/25/2036	IFE
31397P-2K-5	FHLMC 3376	SJ	03/15/2020	INTEREST ONLY PAYMENT		.0	.0	3,236	19	.0	(19)	.0	(19)	.0	.0	.0	.0	.0	291	10/15/2037	IFE
31397P-4L-1	FHLMC 3383		03/15/2020	INTEREST ONLY PAYMENT		.0	.0	1,653	44	.0	(44)	.0	(44)	.0	.0	.0	.0	.0	109	11/15/2037	IFE
31397P-AQ-3	FHLMC 3385	SI	03/15/2020	INTEREST ONLY PAYMENT		.0	.0	900	15	.0	(15)	.0	(15)	.0	.0	.0	.0	.0	68	11/15/2037	IFE
31397P-FP-0	FHLMC 3387	SC	03/15/2020	INTEREST ONLY PAYMENT		.0	.0	182	3	.0	(3)	.0	(3)	.0	.0	.0	.0	.0	11	11/15/2037	IFE
31397P-FR-6	FHLMC 3387	SE	03/15/2020	INTEREST ONLY PAYMENT		.0	.0	13,232	147	.0	(147)	.0	(147)	.0	.0	.0	.0	.0	613	11/15/2037	IFE
31397P-MB-3	FHLMC 3397		03/15/2020	INTEREST ONLY PAYMENT		.0	.0	21,034	255	.0	(255)	.0	(255)	.0	.0	.0	.0	.0	1,190	12/15/2037	IFE
31397P-U7-3	FHLMC 3408	BI	03/15/2020	INTEREST ONLY PAYMENT		.0	.0	2,604	37	.0	(37)	.0	(37)	.0	.0	.0	.0	.0	174	01/15/2038	IFE
31397Q-3A-4	FNMA 10-149A		03/25/2020	INTEREST ONLY PAYMENT		.0	.0	35,223	.0	.0	.0	.0	.0	.0	.0	.0	.0	.0	684	01/25/2041	IFE
31397Q-PY-8	FNMA 11-10		03/01/2020	MBS PAYDOWN		131,293	131,293	145,847	131,466	.0	(173)	.0	(173)	.0	131,293	.0	.0	.0	1,169	02/25/2041	IFE
31397R-4G-8	FHLMC 3415		03/15/2020	INTEREST ONLY PAYMENT		.0	.0	24,532	377	.0	(377)	.0	(377)	.0	.0	.0	.0	.0	1,080	08/15/2035	IFE
31397R-C3-8	FHLMC 3416		03/15/2020	INTEREST ONLY PAYMENT		.0	.0	10,507	104	.0	(104)	.0	(104)	.0	.0	.0	.0	.0	574	02/15/2038	IFE
31397R-DX-1	FHLMC 3420	CS	03/15/2020	INTEREST ONLY PAYMENT		.0	.0	9,471	116	.0	(116)	.0	(116)	.0	.0	.0	.0	.0	451	02/15/2038	IFE
31397R-MY-9	FHLMC 3429		03/15/2020	MBS PAYDOWN		1,997	1,997	2,277	1,996	.0	1	.0	1	.0	1,997	.0	.0	.0	34	03/15/2038	IFE
31397S-LZ-5	FNMA 11-30B		03/25/2020	INTEREST ONLY PAYMENT		.0	.0	12,833	244	.0	(244)	.0	(244)	.0	.0	.0	.0	.0	697	04/25/2041	IFE
31397T-3F-7	FHLMC 3435		03/15/2020	INTEREST ONLY PAYMENT		.0	.0	26,163	391	.0	(391)	.0	(391)	.0	.0	.0	.0	.0	1,552	04/15/2038	IFE
31397T-3Q-3	FHLMC 3442	MT	03/15/2020	MBS PAYDOWN		52,625	52,625	50,116	52,537	.0	88	.0	88	.0	52,625	.0	.0	.0	154	07/15/2034	IFE
31397U-3F-4	FNMA 11-60		03/01/2020	MBS PAYDOWN		25,796	25,796	22,812	25,694	.0	102	.0	102	.0	25,796	.0	.0	.0	.0	08/25/2039	IFE
31397U-GY-9	FNMA 11-49		03/25/2020	INTEREST ONLY PAYMENT		.0	.0	7,260	147	.0	(147)	.0	(147)	.0	.0	.0	.0	.0	436	06/25/2041	IFE
31397U-KP-3	FNMA 11-51C		03/25/2020	MBS PAYDOWN		267,708	267,708	260,290	266,601	.0	1,107	.0	1,107	.0	267,708	.0	.0	.0	1,577	06/25/2041	IFE
31397U-M7-1	FNMA 11-57 SE		03/25/2020	INTEREST ONLY PAYMENT		.0	.0	14,496	165	.0	(165)	.0	(165)	.0	.0	.0	.0	.0	836	07/25/2041	IFE
31397U-N6-2	FNMA 11-57B		03/25/2020	INTEREST ONLY PAYMENT		.0	.0	20,788	420	.0	(420)	.0	(420)	.0	.0	.0	.0	.0	1,055	07/25/2041	IFE
31397U-RB-7	FNMA 11-53		03/25/2020	INTEREST ONLY PAYMENT		.0	.0	144,544	1,561	.0	(1,561)	.0	(1,561)	.0	.0	.0	.0	.0	6,534	06/25/2041	IFE
31397U-RE-1	FNMA 11-63A		03/01/2020	INTEREST ONLY PAYMENT		.0	.0	8,843	969	.0	(969)	.0	(969)	.0	.0	.0	.0	.0	1,965	01/25/2041	IFE
31397U-SA-8	FNMA 11-63		03/25/2020	INTEREST ONLY PAYMENT		.0	.0	25,641	339	.0	(339)	.0	(339)	.0	.0	.0	.0	.0	790	07/25/2041	IFE
31397V-FT-9	FNSTR 421		03/01/2020	INTEREST ONLY PAYMENT		.0	.0	8,759	104	.0	(104)	.0	(104)	.0	.0	.0	.0	.0	345	12/25/2038	IFE
31397V-GE-1	FNSTR 421		03/01/2020	INTEREST ONLY PAYMENT		.0	.0	136,710	2,561	.0	(2,561)	.0	(2,561)	.0	.0	.0	.0	.0	6,119	06/25/2039	IFE
31397V-RA-1	FHLMC 3504		03/15/2020	INTEREST ONLY PAYMENT		.0	.0	2,387	133	.0	(133)	.0	(133)	.0	.0	.0	.0	.0	429	01/15/2039	IFE
31397V-SN-2	FHLMC 3501-SC	SC	03/15/2020	INTEREST ONLY PAYMENT		.0	.0	4,017	29	.0	(29)	.0	(29)	.0	.0	.0	.0	.0	300	01/15/2039	IFE
31397V-W7-2	FHLMC 3513		03/15/2020	INTEREST ONLY PAYMENT		.0	.0	17,877	338	.0	(338)	.0	(338)	.0	.0	.0	.0	.0	788	02/15/2039	IFE
31397V-Z2-0	FHLMC 3510		03/15/2020	INTEREST ONLY PAYMENT		.0	.0	10,240	151	.0	(151)	.0	(151)	.0	.0	.0	.0	.0	464	07/15/2037	IFE
31397V-ZF-1	FHLMC 3510	ID	03/15/2020	INTEREST ONLY PAYMENT		.0	.0	30,061	249	.0	(249)	.0	(249)	.0	.0	.0	.0	.0	1,433	02/15/2037	IFE
31397V-ZP-9	FHLMC 3510		03/15/2020	MBS PAYDOWN		17,732	17,732	15,423	17,680	.0	52	.0	52	.0	17,732	.0	.0	.0	.0	02/15/2037	IFE
31398E-BM-5	FHLMC 3540G	KS	03/15/2020	INTEREST ONLY PAYMENT		.0	.0	4,477	6	.0	(6)	.0	(6)	.0	.0	.0	.0	.0	414	11/15/2036	IFE
31398E-X7-4	FHLMC 3550		03/15/2020	INTEREST ONLY PAYMENT		.0	.0	25,465	404	.0	(404)	.0	(404)	.0	.0	.0	.0	.0	1,421	07/15/2039	IFE
31398F-6B-2	FNMA 09-101		03/25/2020	INTEREST ONLY PAYMENT		.0	.0	49,134	896	.0	(896)	.0	(896)	.0	.0	.0	.0	.0	2,746	12/25/2039	IFE
31398F-7C-9	FNMA 09-101		03/01/2020	MBS PAYDOWN		32,703	32,703	29,607	32,555	.0	148	.0	148	.0	32,703	.0	.0	.0	.0	12/25/2049	IFE
31398F-B6-7	FNMA 09-90E		03/25/2020	INTEREST ONLY PAYMENT		.0	.0	16,901	363	.0	(363)	.0	(363)	.0	.0	.0	.0	.0	1,273	11/25/2039	IFE
31398F-LW-9	FNMA 09-78		03/25/2020	INTEREST ONLY PAYMENT		.0	.0	66,982	1,310	.0	(1,310)	.0	(1,310)	.0	.0	.0	.0	.0	2,898	10/25/2039	IFE
31398F-PJ-4	FNMA 09-82		03/25/2020	INTEREST ONLY PAYMENT		.0	.0	11,846	386	.0	(386)	.0	(386)	.0	.0	.0	.0	.0	807	10/25/2039	IFE

E05.15



STATEMENT AS OF MARCH 31, 2020 OF THE VOYA RETIREMENT INSURANCE AND ANNUITY COMPANY

**SCHEDULE D - PART 4**

Show All Long-Term Bonds and Stock Sold, Redeemed or Otherwise Disposed of During the Current Quarter

1	2	3	4	5	6	7	8	9	10	Change In Book/Adjusted Carrying Value					16	17	18	19	20	21	22
										11	12	13	14	15							
CUSIP Identification	Description	Foreign	Disposal Date	Name of Purchaser	Number of Shares of Stock	Consideration	Par Value	Actual Cost	Prior Year Book/ Adjusted Carrying Value	Unrealized Valuation Increase/ (Decrease)	Current Year's (Amortization)/ Accretion	Current Year's Other Than Temporary Impairment Recognized	Total Change in Book/ Adjusted Carrying Value (11 + 12 - 13)	Total Foreign Exchange Change in Book /Adjusted Carrying Value	Book/ Adjusted Carrying Value at Disposal Date	Foreign Exchange Gain (Loss) on Disposal	Realized Gain (Loss) on Disposal	Total Gain (Loss) on Disposal	Bond Interest/ Stock Dividends Received During Year	Stated Contractual Maturity Date	NAIC Designation and Administrative Symbol
31416B-7D-4	FNMA 30YR		03/01/2020	MBS PAYDOWN		53,172	53,172	59,586	53,397	0	(225)	0	(225)	0	53,172	0	0	0	467	03/01/2039	IFE
31417F-SII-9	FNMA 30YR		03/01/2020	MBS PAYDOWN		254,061	254,061	262,080	254,360	0	(298)	0	(298)	0	254,061	0	0	0	1,298	03/01/2043	IFE
31418D-FQ-0	FNMA 30YR UMBS		03/01/2020	MBS PAYDOWN		243,474	243,474	247,811	243,555	0	(81)	0	(81)	0	243,474	0	0	0	1,455	09/01/2049	IFE
31418D-GM-8	FNMA 30YR UMBS		03/01/2020	MBS PAYDOWN		266,857	266,857	275,394	267,029	0	(172)	0	(172)	0	266,857	0	0	0	1,874	10/01/2049	IFE
31418D-LT-7	FNMA 30YR UMBS		03/01/2020	MBS PAYDOWN		324,487	324,487	330,419	324,487	0	(108)	0	(108)	0	324,487	0	0	0	1,288	02/01/2050	IFE
31418M-ML-3	FNMA 30YR		03/01/2020	MBS PAYDOWN		30,579	30,579	33,412	30,664	0	(85)	0	(85)	0	30,579	0	0	0	235	10/01/2039	IFE
31418S-4V-8	FNMA 30YR		03/01/2020	MBS PAYDOWN		3,878	3,878	4,132	3,892	0	(15)	0	(15)	0	3,878	0	0	0	38	07/01/2040	IFE
31418U-BS-2	FNMA 30YR		03/01/2020	MBS PAYDOWN		61,383	61,383	66,514	61,467	0	(85)	0	(85)	0	61,383	0	0	0	714	05/01/2040	IFE
31418V-3A-8	FNMA 30YR		03/01/2020	MBS PAYDOWN		36,859	36,859	38,437	36,882	0	(23)	0	(23)	0	36,859	0	0	0	233	07/01/2040	IFE
31418V-UM-2	FNMA 30YR		03/01/2020	MBS PAYDOWN		13,802	13,802	14,912	13,854	0	(52)	0	(52)	0	13,802	0	0	0	74	08/01/2040	IFE
31418X-EK-0	FNMA 30YR		03/01/2020	MBS PAYDOWN		92,466	92,466	96,367	92,579	0	(113)	0	(113)	0	92,466	0	0	0	508	08/01/2040	IFE
31419B-SY-2	FNMA 30YR		03/01/2020	MBS PAYDOWN		40,718	40,718	42,436	40,727	0	(9)	0	(9)	0	40,718	0	0	0	305	08/01/2040	IFE
31419C-R4-7	FNMA 30YR		03/01/2020	MBS PAYDOWN		6,382	6,382	6,794	6,384	0	(1)	0	(1)	0	6,382	0	0	0	53	08/01/2040	IFE
31419D-NR-8	FNMA 30YR		03/01/2020	MBS PAYDOWN		4,518	4,518	4,807	4,519	0	(1)	0	(1)	0	4,518	0	0	0	38	09/01/2040	IFE
37610L-AH-0	GNMA 06-29 SH		03/20/2020	INTEREST ONLY PAYMENT		0	0	2,945	3	0	(3)	0	(3)	0	0	0	0	0	387	06/20/2036	IFE
38373A-UX-2	GNMA 09-68 PS		03/16/2020	INTEREST ONLY PAYMENT		0	0	12,918	210	0	(210)	0	(210)	0	0	0	0	0	1,019	11/16/2038	IFE
38373Q-NX-5	GNMA 03-41 S		03/17/2020	INTEREST ONLY PAYMENT		0	0	2,434	105	0	(105)	0	(105)	0	0	0	0	0	245	02/17/2033	IFE
38373Q-S2-8	GNMA 03-52 S		03/16/2020	INTEREST ONLY PAYMENT		0	0	2,067	9	0	(9)	0	(9)	0	0	0	0	0	215	06/16/2033	IFE
38373R-AN-9	GNMA 01-22 SA		01/16/2020	INTEREST ONLY PAYMENT		0	0	16,937	11,682	0	(11,682)	0	(11,682)	0	0	0	0	0	997	05/16/2031	IFE
38373S-3R-6	GNMA 03-26 SX		03/16/2020	MBS PAYDOWN		14,917	14,917	15,374	14,789	0	128	0	128	0	14,917	0	0	0	236	04/16/2031	IFE
38373S-3Y-1	GNMA 03-26 SY		03/16/2020	INTEREST ONLY PAYMENT		0	0	10,407	91	0	(91)	0	(91)	0	0	0	0	0	1,328	04/16/2033	IFE
38373S-B2-2	GNMA 03-23 S		03/16/2020	INTEREST ONLY PAYMENT		0	0	16,644	259	0	(259)	0	(259)	0	0	0	0	0	1,455	12/16/2029	IFE
38373S-QN-0	GNMA 03-11 SA		03/16/2020	INTEREST ONLY PAYMENT		0	0	15,103	503	0	(503)	0	(503)	0	0	0	0	0	1,665	02/16/2033	IFE
38373V-MX-5	GNMA 02-65 SC		03/16/2020	INTEREST ONLY PAYMENT		0	0	6,418	211	0	(211)	0	(211)	0	0	0	0	0	624	09/16/2032	IFE
38373V-NT-3	GNMA 02-63 SF		03/16/2020	INTEREST ONLY PAYMENT		0	0	8,232	36	0	(36)	0	(36)	0	0	0	0	0	513	09/16/2032	IFE
38373V-PS-3	GNMA 02-64 SG		03/16/2020	INTEREST ONLY PAYMENT		0	0	5,981	100	0	(100)	0	(100)	0	0	0	0	0	367	09/16/2032	IFE
38373V-Z9-0	GNMA 02-51 SC		03/16/2020	INTEREST ONLY PAYMENT		0	0	47	4	0	(4)	0	(4)	0	0	0	0	0	13	07/16/2032	IFE
38373Y-2P-8	GNMA 03-7 SB		03/16/2020	INTEREST ONLY PAYMENT		0	0	1,618	59	0	(59)	0	(59)	0	0	0	0	0	186	01/16/2033	IFE
38373Y-KV-5	GNMA 02-92 ES		03/20/2020	INTEREST ONLY PAYMENT		0	0	5,127	112	0	(112)	0	(112)	0	0	0	0	0	319	02/20/2029	IFE
38373Y-KX-1	GNMA 02-92 SE		03/20/2020	INTEREST ONLY PAYMENT		0	0	1,818	40	0	(40)	0	(40)	0	0	0	0	0	113	02/20/2029	IFE
383742-J6-1	GNMA 08-32 SIW		03/16/2020	INTEREST ONLY PAYMENT		0	0	4,531	11	0	(11)	0	(11)	0	0	0	0	0	391	04/16/2038	IFE
38374B-7B-3	GNMA 03-80 SA		03/16/2020	INTEREST ONLY PAYMENT		0	0	4,087	58	0	(58)	0	(58)	0	0	0	0	0	219	09/16/2033	IFE
38374B-XC-2	GNMA 03-67		03/01/2020	MBS PAYDOWN		60,619	60,619	63,784	60,442	0	177	0	177	0	60,619	0	0	0	0	08/20/2033	IFE
38374B-Z6-1	GNMA 03-69 SG		03/16/2020	INTEREST ONLY PAYMENT		0	0	14,878	266	0	(266)	0	(266)	0	0	0	0	0	862	12/16/2029	IFE
38374C-4M-0	GNMA 03-85 QC		03/17/2020	MBS PAYDOWN		48,721	48,721	57,803	48,576	0	146	0	146	0	48,721	0	0	0	546	05/17/2033	IFE
38374C-H6-1	GNMA 03-86 SH		03/16/2020	INTEREST ONLY PAYMENT		0	0	27,727	606	0	(606)	0	(606)	0	0	0	0	0	2,125	10/16/2033	IFE
38374D-BJ-7	GNMA 06-34		03/01/2020	MBS PAYDOWN		1,185	1,185	1,008	1,182	0	3	0	3	0	1,185	0	0	0	0	07/20/2036	IFE
38374D-BK-4	GNMA 06-34 PS		03/20/2020	INTEREST ONLY PAYMENT		0	0	9,027	109	0	(109)	0	(109)	0	0	0	0	0	503	07/20/2036	IFE
38374E-P3-5	GNMA 03-110 S		03/20/2020	INTEREST ONLY PAYMENT		0	0	20,249	317	0	(317)	0	(317)	0	0	0	0	0	1,168	10/20/2033	IFE
38374F-5Y-6	GNMA 04-26 GS		03/17/2020	INTEREST ONLY PAYMENT		0	0	11,285	15	0	(15)	0	(15)	0	0	0	0	0	1,149	07/17/2033	IFE
38374F-GF-5	GNMA 04-8 SI		03/26/2020	INTEREST ONLY PAYMENT		0	0	7,403	334	0	(334)	0	(334)	0	0	0	0	0	706	11/26/2023	IFE
38374F-S7-0	GNMA 04-18		03/16/2020	MBS PAYDOWN		5,396	5,396	18,399	5,599	0	(203)	0	(203)	0	5,396	0	0	0	573	03/16/2034	IFE
38374F-TV-6	GNMA 04-19C MS		03/20/2020	MBS PAYDOWN		17,260	17,260	19,218	17,266	0	(6)	0	(6)	0	17,260	0	0	0	288	03/20/2034	IFE
38374G-6K-3	GNMA 04-46 SD		03/16/2020	INTEREST ONLY PAYMENT		0	0	2,088	33	0	(33)	0	(33)	0	0	0	0	0	112	06/16/2034	IFE
38374G-M9-0	GNMA 04-34 SN		03/20/2020	MBS PAYDOWN		27,871	27,871	22,994	26,987	0	884	0	884	0	27,871	0	0	0	518	02/20/2034	IFE
38374G-SJ-2	GNMA 04-37		03/01/2020	MBS PAYDOWN		93,163	93,163	75,362	92,925	0	238	0	238	0	93,163	0	0	0	0	04/20/2034	IFE
38374G-UN-0	GNMA 04-39 UD		03/16/2020	INTEREST ONLY PAYMENT		0	0	3,946	51	0	(51)	0	(51)	0	0	0	0	0	148	05/16/2034	IFE
38374G-XG-2	GNMA 04-39 QD		03/16/2020	MBS PAYDOWN		7,725	7,725	7,570	7,437	0	287	0	287	0	7,725	0	0	0	194	05/16/2034	IFE
38374G-YQ-0	GNMA 04-32 S		03/16/2020	INTEREST ONLY PAYMENT		0	0	2,963	55	0	(55)	0	(55)	0	0	0	0	0	162	11/16/2031	IFE
38374G-YL-0	GNMA 04-32 SU		03/20/2020	MBS PAYDOWN		9,446	9,446	8,644	9,164	0	282	0	282	0	9,446	0	0	0	186	04/20/2034	IFE
38374H-RJ-6	GNMA 04-63 SB		03/16/2020	MBS PAYDOWN		15,325	15,325	14,693	15,008	0	317	0	317	0	15,325	0	0	0	283	08/16/2034	IFE
38374J-KT-2	GNMA 04-89		03/20/2020	MBS PAYDOWN		15,590	15,590	18,080	15,632	0	(42)	0	(42)	0	15,590	0	0	0	201	10/20/2034	IFE
38374K-7U-1	GNMA 05-28		03/01/2020	MBS PAYDOWN		9,965	9,965	9,400	9,949	0	16	0	16	0	9,965	0	0	0	0	02/17/2033	IFE
38374K-AW-3	GNMA 04-109 IK		03/20/2020	MBS PAYDOWN		3,212	3,212	3,172	3,140	0	72	0	72	0	3,212	0	0	0	53	12/20/2034	IFE
38374K-KX-0	GNMA 05-8 SB		03/20/2020	INTEREST ONLY PAYMENT		0	0	8,360	82	0	(82)	0	(82)	0	0	0	0	0	647	01/20/2035	IFE
38374K-WV-9	GNMA 05-16A		03/20/2020	INTEREST ONLY PAYMENT		0	0	12,222	134	0	(134)	0	(134)	0	0	0	0	0	593	02/20/2035	IFE
38374L-4E-8	GNMA 05-68 SH		03/17/2020	MBS PAYDOWN		23,587	23,587	26,884	23,570	0	17	0	17	0	23,587	0	0	0	426	06/17/2035	IFE
38374M-6J-3	GNMA 06-21 CS		03/20/2020	MBS PAYDOWN		59,330	59,330	75,522	59,154	0	176	0	176	0	59,330	0	0	0	2,589	05/20/2036	IFE

E05.17



STATEMENT AS OF MARCH 31, 2020 OF THE VOYA RETIREMENT INSURANCE AND ANNUITY COMPANY

**SCHEDULE D - PART 4**

Show All Long-Term Bonds and Stock Sold, Redeemed or Otherwise Disposed of During the Current Quarter

1	2	3	4	5	6	7	8	9	10	Change In Book/Adjusted Carrying Value					16	17	18	19	20	21	22	
										11	12	13	14	15								
CUSIP Identification	Description	Foreign	Disposal Date	Name of Purchaser	Number of Shares of Stock	Consideration	Par Value	Actual Cost	Prior Year Book/Adjusted Carrying Value	Unrealized Valuation Increase/(Decrease)	Current Year's (Amortization)/Accretion	Current Year's Other Than Temporary Impairment Recognized	Total Change in Book/Adjusted Carrying Value (11 + 12 - 13)	Total Foreign Exchange Change in Book /Adjusted Carrying Value	Book/Adjusted Carrying Value at Disposal Date	Foreign Exchange Gain (Loss) on Disposal	Realized Gain (Loss) on Disposal	Total Gain (Loss) on Disposal	Bond Interest/Stock Dividends Received During Year	Stated Contractual Maturity Date	NAIC Designation and Administrative Symbol	
38374M-7D-5	GNMA_06-35 SA		03/20/2020	INTEREST ONLY PAYMENT		.0	.0	.548	.0	.0	.0	.0	.0	.0	.0	.0	.0	.0	.81	07/20/2036	IFE	
38374N-SL-2	GNMA_06-50 JC		03/01/2020	MBS PAYDOWN		77,454	77,454	84,135	77,578	.0	(124)	.0	(124)	.0	77,454	.0	.0	.0	.616	06/20/2036	IFE	
38374T-5Z-3	GNMA_09-47A KI		03/01/2020	INTEREST ONLY PAYMENT		.0	.0	3,862	47	.0	(47)	.0	(47)	.0	.0	.0	.0	.0	146	06/16/2039	IFE	
38374T-KL-7	GNMA_09-15 SM		03/20/2020	INTEREST ONLY PAYMENT		.0	.0	11,443	172	.0	(172)	.0	(172)	.0	.0	.0	.0	.0	733	03/20/2039	IFE	
38374U-JQ-5	GNMA_09-33B SN		03/20/2020	INTEREST ONLY PAYMENT		.0	.0	9,398	594	.0	(594)	.0	(594)	.0	.0	.0	.0	.0	1,513	05/20/2039	IFE	
38374V-LF-6	GNMA_09-33		03/20/2020	INTEREST ONLY PAYMENT		.0	.0	44,982	2,625	.0	(2,625)	.0	(2,625)	.0	.0	.0	.0	.0	5,895	05/20/2039	IFE	
38374V-LG-4	GNMA_09-33B NI		03/01/2020	INTEREST ONLY PAYMENT		.0	.0	1,867	120	.0	(120)	.0	(120)	.0	.0	.0	.0	.0	257	05/20/2039	IFE	
38374V-LM-9	GNMA_09-56		03/20/2020	INTEREST ONLY PAYMENT		.0	.0	28,825	361	.0	(361)	.0	(361)	.0	.0	.0	.0	.0	1,643	07/20/2039	IFE	
38374V-P9-4	GNMA_09-50E NS		03/20/2020	INTEREST ONLY PAYMENT		.0	.0	20,451	668	.0	(668)	.0	(668)	.0	.0	.0	.0	.0	1,953	09/20/2038	IFE	
38374V-UT-4	GNMA_09-57C HI		03/01/2020	INTEREST ONLY PAYMENT		.0	.0	6,023	145	.0	(145)	.0	(145)	.0	.0	.0	.0	.0	415	06/16/2039	IFE	
38374V-VS-5	GNMA_09-53A SC		03/16/2020	INTEREST ONLY PAYMENT		.0	.0	1,275	182	.0	(182)	.0	(182)	.0	.0	.0	.0	.0	363	10/16/2038	IFE	
38374V-Y7-8	GNMA_2009-50 PS		03/20/2020	INTEREST ONLY PAYMENT		.0	.0	14,547	139	.0	(139)	.0	(139)	.0	.0	.0	.0	.0	1,161	06/20/2039	IFE	
38374V-ZT-9	GNMA_09-54D US		03/16/2020	INTEREST ONLY PAYMENT		.0	.0	4,877	41	.0	(41)	.0	(41)	.0	.0	.0	.0	.0	449	04/16/2039	IFE	
38374X-EE-1	GNMA_09-16		03/20/2020	INTEREST ONLY PAYMENT		.0	.0	24,599	362	.0	(362)	.0	(362)	.0	.0	.0	.0	.0	1,358	01/20/2037	IFE	
38375B-SZ-1	GNMA_13-H19		03/01/2020	INTEREST ONLY PAYMENT		.0	.0	132,611	3,760	.0	(3,760)	.0	(3,760)	.0	.0	.0	.0	.0	7,350	08/20/2063	IFE	
38375B-ES-7	GNMA_10-H18-1F		02/01/2020	INTEREST ONLY PAYMENT		.0	.0	29,249	184	.0	(184)	.0	(184)	.0	.0	.0	.0	.0	988	09/20/2060	IFE	
38375B-GQ-9	GNMA_10-H24		03/01/2020	INTEREST ONLY PAYMENT		.0	.0	28,217	230	.0	(230)	.0	(230)	.0	.0	.0	.0	.0	859	10/20/2060	IFE	
38375B-JL-7	GNMA_10-H27		02/01/2020	INTEREST ONLY PAYMENT		.0	.0	34,414	138	.0	(138)	.0	(138)	.0	.0	.0	.0	.0	1,016	12/20/2060	IFE	
38375B-LV-2	GNMA_11-H13		03/01/2020	INTEREST ONLY PAYMENT		.0	.0	83,478	1,345	.0	(1,345)	.0	(1,345)	.0	.0	.0	.0	.0	3,207	04/20/2061	IFE	
38375B-RK-0	GNMA_12-H09		03/01/2020	INTEREST ONLY PAYMENT		.0	.0	25,965	510	.0	(510)	.0	(510)	.0	.0	.0	.0	.0	1,331	03/20/2062	IFE	
38375B-X7-2	GNMA_13-H10-XI		03/01/2020	INTEREST ONLY PAYMENT		.0	.0	310,453	12,827	.0	(12,827)	.0	(12,827)	.0	.0	.0	.0	.0	24,598	04/20/2063	IFE	
38375B-YR-7	GNMA_12-H26		03/01/2020	INTEREST ONLY PAYMENT		.0	.0	11,212	77	.0	(77)	.0	(77)	.0	.0	.0	.0	.0	453	07/20/2062	IFE	
38375J-EM-3	GNMA_07-1 S		03/20/2020	INTEREST ONLY PAYMENT		.0	.0	15,446	119	.0	(119)	.0	(119)	.0	.0	.0	.0	.0	1,046	01/20/2037	IFE	
38375J-MP-7	GNMA_07-9 AI		03/16/2020	INTEREST ONLY PAYMENT		.0	.0	23,478	56	.0	(56)	.0	(56)	.0	.0	.0	.0	.0	2,122	03/16/2037	IFE	
38375J-MY-8	GNMA_07-9 DO		03/01/2020	MBS PAYDOWN		2,799	2,799	2,395	2,789	.0	10	.0	10	.0	2,799	.0	.0	.0	.0	.0	03/20/2037	IFE
38375J-PP-2	GNMA_07-8		03/20/2020	INTEREST ONLY PAYMENT		.0	.0	31,167	552	.0	(552)	.0	(552)	.0	.0	.0	.0	.0	1,522	03/20/2037	IFE	
38375J-TE-5	GNMA_07-17		03/01/2020	MBS PAYDOWN		3,658	3,658	3,074	3,650	.0	8	.0	8	.0	3,658	.0	.0	.0	.0	.0	04/16/2037	IFE
38375J-UP-8	GNMA_07-19		03/20/2020	INTEREST ONLY PAYMENT		.0	.0	9,370	54	.0	(54)	.0	(54)	.0	.0	.0	.0	.0	709	04/20/2037	IFE	
38375K-2J-0	GNMA_07-43 SI		03/20/2020	INTEREST ONLY PAYMENT		.0	.0	472	10	.0	(10)	.0	(10)	.0	.0	.0	.0	.0	33	07/20/2037	IFE	
38375K-AQ-5	GNMA_07-26 SA		03/20/2020	INTEREST ONLY PAYMENT		.0	.0	27,704	411	.0	(411)	.0	(411)	.0	.0	.0	.0	.0	1,588	05/20/2037	IFE	
38375K-G3-0	GNMA_07-47 SD		03/16/2020	MBS PAYDOWN		75,564	75,564	75,257	71,988	.0	3,575	.0	3,575	.0	75,564	.0	.0	.0	2,716	08/16/2036	IFE	
38375K-JJ-2	GNMA_07-36		03/16/2020	INTEREST ONLY PAYMENT		.0	.0	21,618	307	.0	(307)	.0	(307)	.0	.0	.0	.0	.0	1,184	06/16/2037	IFE	
38375L-EF-3	GNMA_07-53		03/20/2020	INTEREST ONLY PAYMENT		.0	.0	11,313	131	.0	(131)	.0	(131)	.0	.0	.0	.0	.0	513	09/20/2037	IFE	
38375L-SY-7	GNMA_07-60		03/01/2020	MBS PAYDOWN		4,377	4,377	3,854	4,366	.0	10	.0	10	.0	4,377	.0	.0	.0	.0	.0	10/20/2037	IFE
38375L-Y7-9	GNMA_07-66 SG		03/20/2020	INTEREST ONLY PAYMENT		.0	.0	20,073	163	.0	(163)	.0	(163)	.0	.0	.0	.0	.0	1,226	11/20/2037	IFE	
38375P-KL-4	GNMA_08-9A SC		03/20/2020	INTEREST ONLY PAYMENT		.0	.0	2,898	16	.0	(16)	.0	(16)	.0	.0	.0	.0	.0	230	02/20/2038	IFE	
38375P-O9-5	GNMA_08-7		03/20/2020	MBS PAYDOWN		5,924	5,924	7,131	5,914	.0	10	.0	10	.0	5,924	.0	.0	.0	123	11/20/2037	IFE	
38375P-R6-0	GNMA_08-20A SI		03/20/2020	INTEREST ONLY PAYMENT		.0	.0	4,750	69	.0	(69)	.0	(69)	.0	.0	.0	.0	.0	359	09/20/2037	IFE	
38375P-XS-5	GNMA_08-11B SB		03/20/2020	INTEREST ONLY PAYMENT		.0	.0	6,201	47	.0	(47)	.0	(47)	.0	.0	.0	.0	.0	485	02/20/2038	IFE	
38375P-YP-0	GNMA_08-10 SP		03/20/2020	INTEREST ONLY PAYMENT		.0	.0	3,654	15	.0	(15)	.0	(15)	.0	.0	.0	.0	.0	364	01/20/2038	IFE	
38375Q-3R-8	GNMA_08-53 TS		03/20/2020	INTEREST ONLY PAYMENT		.0	.0	15,978	231	.0	(231)	.0	(231)	.0	.0	.0	.0	.0	1,270	05/20/2038	IFE	
38375Q-GJ-2	GNMA_08-38		03/20/2020	INTEREST ONLY PAYMENT		.0	.0	17,677	271	.0	(271)	.0	(271)	.0	.0	.0	.0	.0	981	05/20/2038	IFE	
38375Q-JY-6	GNMA_08-42C		03/01/2020	MBS PAYDOWN		77,225	77,225	84,417	77,359	.0	(134)	.0	(134)	.0	77,225	.0	.0	.0	698	05/20/2038	IFE	
38375Q-KH-1	GNMA_08-44		03/20/2020	INTEREST ONLY PAYMENT		.0	.0	19,718	257	.0	(257)	.0	(257)	.0	.0	.0	.0	.0	980	05/20/2038	IFE	
38375U-AQ-3	GNMA_13-H21		03/01/2020	INTEREST ONLY PAYMENT		.0	.0	403,742	12,818	.0	(12,818)	.0	(12,818)	.0	.0	.0	.0	.0	26,843	08/20/2063	IFE	
38375U-JM-1	GNMA_14-H12		03/01/2020	INTEREST ONLY PAYMENT		.0	.0	26,573	422	.0	(422)	.0	(422)	.0	.0	.0	.0	.0	1,332	06/20/2064	IFE	
38375U-SH-4	GNMA_14-H22		03/01/2020	INTEREST ONLY PAYMENT		.0	.0	93,931	1,442	.0	(1,442)	.0	(1,442)	.0	.0	.0	.0	.0	2,945	11/20/2064	IFE	
38375U-WZ-9	GNMA_16-H11		03/01/2020	INTEREST ONLY PAYMENT		.0	.0	264	8	.0	(8)	.0	(8)	.0	.0	.0	.0	.0	15	01/20/2066	IFE	
38375X-JM-7	GNMA_08-62B PS		03/20/2020	INTEREST ONLY PAYMENT		.0	.0	4,157	36	.0	(36)	.0	(36)	.0	.0	.0	.0	.0	395	07/20/2038	IFE	
38375X-L9-3	GNMA_08-66		03/20/2020	INTEREST ONLY PAYMENT		.0	.0	15,527	287	.0	(287)	.0	(287)	.0	.0	.0	.0	.0	878	08/20/2038	IFE	
38375Y-T2-8	GNMA_08-89		03/20/2020	INTEREST ONLY PAYMENT		.0	.0	5,711	83	.0	(83)	.0	(83)	.0	.0	.0	.0	.0	293	11/20/2038	IFE	
38375Y-Z5-4	GNMA_08-97		03/20/2020	INTEREST ONLY PAYMENT		.0	.0	7,831	32	.0	(32)	.0	(32)	.0	.0	.0	.0	.0	241	12/20/2038	IFE	
38376C-F7-9	GNMA_09-76 SJ		03/16/2020	INTEREST ONLY PAYMENT		.0	.0	18,485	366	.0	(366)	.0	(366)	.0	.0	.0	.0	.0	1,159	06/16/2039	IFE	
38376C-O6-9	GNMA_09-92B		03/16/2020	INTEREST ONLY PAYMENT		.0	.0	41,077	805	.0	(805)	.0	(805)	.0	.0	.0	.0	.0	3,256	04/16/2039	IFE	
38376C-XX-2	GNMA_09-79		03/01/2020	MBS PAYDOWN		23,517	23,517	20,866	23,460	.0	56	.0	56	.0	23,517	.0	.0	.0	.0	.0	11/16/2037	IFE
38376C-Z8-5	GNMA_09-89B SL		03/20/2020	INTEREST ONLY PAYMENT		.0	.0	12,788	132	.0	(132)	.0	(132)	.0	.0	.0	.0	.0	792	07/20/2039	IFE	
38376C-Z9-3	GNMA_09-89		03/01/2020	MBS PAYDOWN		48,925	48,925	52,671	49,065	.0	(140)	.0	(140)	.0	48,925	.0	.0	.0	449	07/16/2039	IFE	
38376C-ZR-3	GNMA_09-76 XS		03/16/2020	INTEREST ONLY PAYMENT		.0	.0	14,387	101	.0	(101)	.0	(101)	.0	.0	.0	.0	.0	775	09/16/2039	IFE	

EO5.18

STATEMENT AS OF MARCH 31, 2020 OF THE VOYA RETIREMENT INSURANCE AND ANNUITY COMPANY

**SCHEDULE D - PART 4**

Show All Long-Term Bonds and Stock Sold, Redeemed or Otherwise Disposed of During the Current Quarter

1	2	3	4	5	6	7	8	9	10	Change In Book/Adjusted Carrying Value					16	17	18	19	20	21	22
										11	12	13	14	15							
CUSIP Identification	Description	Foreign	Disposal Date	Name of Purchaser	Number of Shares of Stock	Consideration	Par Value	Actual Cost	Prior Year Book/Adjusted Carrying Value	Unrealized Valuation Increase/(Decrease)	Current Year's (Amortization)/Accretion	Current Year's Other Than Temporary Impairment Recognized	Total Change in Book/Adjusted Carrying Value (11 + 12 - 13)	Total Foreign Exchange Change in Book /Adjusted Carrying Value	Book/Adjusted Carrying Value at Disposal Date	Foreign Exchange Gain (Loss) on Disposal	Realized Gain (Loss) on Disposal	Total Gain (Loss) on Disposal	Bond Interest/Stock Dividends Received During Year	Stated Contractual Maturity Date	NAIC Designation and Administrative Symbol
38376E-TF-2	GNMA_09-10B0		03/01/2020	INTEREST ONLY PAYMENT		.0	0	3,056	.700	.0	(.700)	.0	(.700)	.0	.0	.0	.0	.0	1,425	09/20/2038	IFE
38376E-TW-5	GNMA_09-110		03/16/2020	INTEREST ONLY PAYMENT		.0	0	17,445	.349	.0	(.349)	.0	(.349)	.0	.0	.0	.0	.0	1,083	04/16/2039	IFE
38376E-LK-9	GNMA_09-110E		03/16/2020	INTEREST ONLY PAYMENT		.0	0	77,511	1,079	.0	(1,079)	.0	(1,079)	.0	.0	.0	.0	.0	3,748	11/16/2039	IFE
38376F-4F-6	GNMA_09-81B		03/20/2020	INTEREST ONLY PAYMENT		.0	0	9,252	.132	.0	(.132)	.0	(.132)	.0	.0	.0	.0	.0	645	09/20/2039	IFE
38376F-BU-5	GNMA_09-61		03/20/2020	INTEREST ONLY PAYMENT		.0	0	15,411	.551	.0	(.551)	.0	(.551)	.0	.0	.0	.0	.0	1,632	11/20/2038	IFE
38376F-DJ-8	GNMA_09-61 YC		03/16/2020	INTEREST ONLY PAYMENT		.0	0	2,162	.58	.0	(.58)	.0	(.58)	.0	.0	.0	.0	.0	120	02/16/2039	IFE
38376F-DK-5	GNMA_09-61 YD		03/16/2020	INTEREST ONLY PAYMENT		.0	0	2,162	.58	.0	(.58)	.0	(.58)	.0	.0	.0	.0	.0	120	02/16/2039	IFE
38376F-FL-1	GNMA_09-61 S0		03/20/2020	INTEREST ONLY PAYMENT		.0	0	30,181	.655	.0	(.655)	.0	(.655)	.0	.0	.0	.0	.0	1,680	08/20/2039	IFE
38376F-HJ-9	GNMA_09-61 AS		03/20/2020	INTEREST ONLY PAYMENT		.0	0	10,085	.95	.0	(.95)	.0	(.95)	.0	.0	.0	.0	.0	815	03/20/2039	IFE
38376F-MF-6	GNMA_09-66 MS		03/16/2020	INTEREST ONLY PAYMENT		.0	0	12,941	.402	.0	(.402)	.0	(.402)	.0	.0	.0	.0	.0	1,131	06/16/2039	IFE
38376F-SV-5	GNMA_09-66 QS		03/20/2020	INTEREST ONLY PAYMENT		.0	0	8,759	.73	.0	(.73)	.0	(.73)	.0	.0	.0	.0	.0	697	07/20/2039	IFE
38376J-EF-7	GNMA_09-106		03/20/2020	INTEREST ONLY PAYMENT		.0	0	39,860	.501	.0	(.501)	.0	(.501)	.0	.0	.0	.0	.0	2,028	11/20/2039	IFE
38376J-T8-7	GNMA_09-100 SC		03/16/2020	INTEREST ONLY PAYMENT		.0	0	5,828	.314	.0	(.314)	.0	(.314)	.0	.0	.0	.0	.0	1,029	05/16/2039	IFE
38376J-V3-5	GNMA_09-100B SX		03/16/2020	INTEREST ONLY PAYMENT		.0	0	24,241	.379	.0	(.379)	.0	(.379)	.0	.0	.0	.0	.0	1,578	11/16/2039	IFE
38376K-VC-2	GNMA_09-87		03/20/2020	INTEREST ONLY PAYMENT		.0	0	18,664	.314	.0	(.314)	.0	(.314)	.0	.0	.0	.0	.0	1,129	09/20/2039	IFE
38376L-CB-3	GNMA_10-91 IM		03/01/2020	INTEREST ONLY PAYMENT		.0	0	6,014	.373	.0	(.373)	.0	(.373)	.0	.0	.0	.0	.0	760	06/20/2039	IFE
38376L-EQ-8	GNMA_10-90C		03/20/2020	INTEREST ONLY PAYMENT		.0	0	37,399	.492	.0	(.492)	.0	(.492)	.0	.0	.0	.0	.0	1,724	07/20/2040	IFE
38376L-HD-4	GNMA_11-90		03/20/2020	INTEREST ONLY PAYMENT		.0	0	30,497	.371	.0	(.371)	.0	(.371)	.0	.0	.0	.0	.0	1,380	06/20/2041	IFE
38376R-GH-3	GNMA_15-H21		03/01/2020	INTEREST ONLY PAYMENT		.0	0	156,419	4,683	.0	(4,683)	.0	(4,683)	.0	.0	.0	.0	.0	11,404	06/20/2063	IFE
38376R-GZ-3	GNMA_15-H22		03/01/2020	INTEREST ONLY PAYMENT		.0	0	4,755	.101	.0	(.101)	.0	(.101)	.0	.0	.0	.0	.0	225	09/20/2065	IFE
38376R-HY-5	GNMA_15-H24		03/01/2020	INTEREST ONLY PAYMENT		.0	0	3,376	.172	.0	(.172)	.0	(.172)	.0	.0	.0	.0	.0	273	09/20/2065	IFE
38376R-LA-2	GNMA_15-H30		02/01/2020	INTEREST ONLY PAYMENT		.0	0	2	.0	.0	.0	.0	.0	.0	.0	.0	.0	.0	.0	03/20/2062	IFE
38376R-NT-9	GNMA_16-H03		03/01/2020	INTEREST ONLY PAYMENT		.0	0	3,316	.49	.0	(.49)	.0	(.49)	.0	.0	.0	.0	.0	137	12/20/2065	IFE
38376R-PD-2	GNMA_16-H01		03/01/2020	INTEREST ONLY PAYMENT		.0	0	3,669	.96	.0	(.96)	.0	(.96)	.0	.0	.0	.0	.0	196	10/20/2065	IFE
38376R-QY-5	GNMA_16-H04		03/01/2020	INTEREST ONLY PAYMENT		.0	0	951	.29	.0	(.29)	.0	(.29)	.0	.0	.0	.0	.0	55	07/20/2065	IFE
38376R-SL-1	GNMA_16-H06		03/01/2020	INTEREST ONLY PAYMENT		.0	0	3,505	.166	.0	(.166)	.0	(.166)	.0	.0	.0	.0	.0	254	02/20/2066	IFE
38376R-VS-2	GNMA_16-H13		03/01/2020	INTEREST ONLY PAYMENT		.0	0	6,546	.119	.0	(.119)	.0	(.119)	.0	.0	.0	.0	.0	274	06/20/2066	IFE
38376T-6Q-0	GNMA_16-180		03/01/2020	MBS PAYDOWN		46,789	46,789	38,615	46,599	.0	190	.0	190	.0	46,789	.0	.0	.0	.0	10/20/2046	IFE
38376T-AB-8	GNMA_10-12 SA		03/20/2020	INTEREST ONLY PAYMENT		.0	0	25,191	.281	.0	(.281)	.0	(.281)	.0	.0	.0	.0	.0	1,431	01/20/2040	IFE
38376T-ZN-5	GNMA_10-11		03/16/2020	INTEREST ONLY PAYMENT		.0	0	64,149	.680	.0	(.680)	.0	(.680)	.0	.0	.0	.0	.0	3,736	01/16/2040	IFE
38376U-JJ-9	GNMA_17-56		03/20/2020	INTEREST ONLY PAYMENT		.0	0	236,238	4,326	.0	(4,326)	.0	(4,326)	.0	.0	.0	.0	.0	11,818	04/20/2047	IFE
38376V-RR-0	GNMA_10-26F WS		03/20/2020	INTEREST ONLY PAYMENT		.0	0	55,085	.162	.0	(.162)	.0	(.162)	.0	.0	.0	.0	.0	2,841	02/20/2040	IFE
38376W-BQ-7	GNMA_10-14		03/20/2020	MBS PAYDOWN		6,038	6,038	5,328	6,015	.0	23	.0	23	.0	6,038	.0	.0	.0	.0	11/20/2035	IFE
38376W-BS-3	GNMA_10-14		03/01/2020	MBS PAYDOWN		14,364	14,364	12,596	14,338	.0	26	.0	26	.0	14,364	.0	.0	.0	.0	08/20/2035	IFE
38376W-DC-6	GNMA_10-14		03/16/2020	INTEREST ONLY PAYMENT		.0	0	46,455	.515	.0	(.515)	.0	(.515)	.0	.0	.0	.0	.0	2,489	02/16/2040	IFE
38376W-GV-1	GNMA_10-14 HS		03/16/2020	INTEREST ONLY PAYMENT		.0	0	11,777	.95	.0	(.95)	.0	(.95)	.0	.0	.0	.0	.0	638	02/16/2040	IFE
38376W-M8-5	GNMA_10-35		03/01/2020	INTEREST ONLY PAYMENT		.0	0	89,886	1,286	.0	(1,286)	.0	(1,286)	.0	.0	.0	.0	.0	2,967	03/20/2040	IFE
38376X-M7-5	GNMA_10-31		03/20/2020	INTEREST ONLY PAYMENT		.0	0	14,019	1,839	.0	(1,839)	.0	(1,839)	.0	.0	.0	.0	.0	3,572	08/20/2038	IFE
38376Y-T8-4	GNMA_10-47L SH		03/20/2020	INTEREST ONLY PAYMENT		.0	0	9,337	.53	.0	(.53)	.0	(.53)	.0	.0	.0	.0	.0	581	07/20/2038	IFE
38377D-KH-8	GNMA_10-101		03/01/2020	MBS PAYDOWN		40,685	40,685	34,989	40,527	.0	158	.0	158	.0	40,685	.0	.0	.0	.0	08/20/2040	IFE
38377D-SN-7	GNMA_10-101		03/01/2020	INTEREST ONLY PAYMENT		.0	0	6,979	.327	.0	(.327)	.0	(.327)	.0	.0	.0	.0	.0	801	10/20/2039	IFE
38377E-GX-6	GNMA_10-42		03/16/2020	INTEREST ONLY PAYMENT		.0	0	27,015	.374	.0	(.374)	.0	(.374)	.0	.0	.0	.0	.0	1,839	06/16/2039	IFE
38377E-MR-2	GNMA_10-42		03/16/2020	INTEREST ONLY PAYMENT		.0	0	42,812	.568	.0	(.568)	.0	(.568)	.0	.0	.0	.0	.0	1,657	11/16/2039	IFE
38377E-NC-4	GNMA_10-42		03/16/2020	MBS PAYDOWN		41,724	41,724	55,783	41,860	.0	(136)	.0	(136)	.0	41,724	.0	.0	.0	.0	06/16/2039	IFE
38377F-ZZ-3	GNMA_10-80		03/20/2020	INTEREST ONLY PAYMENT		.0	0	12,985	.538	.0	(.538)	.0	(.538)	.0	.0	.0	.0	.0	1,295	04/20/2040	IFE
38377G-4A-4	GNMA_10-88		03/20/2020	INTEREST ONLY PAYMENT		.0	0	24,799	.365	.0	(.365)	.0	(.365)	.0	.0	.0	.0	.0	1,147	07/20/2040	IFE
38377G-ZP-7	GNMA_10-68		03/16/2020	INTEREST ONLY PAYMENT		.0	0	45,837	.434	.0	(.434)	.0	(.434)	.0	.0	.0	.0	.0	2,102	12/16/2039	IFE
38377J-4B-6	GNMA_10-113		03/20/2020	INTEREST ONLY PAYMENT		.0	0	13,024	.556	.0	(.556)	.0	(.556)	.0	.0	.0	.0	.0	1,507	11/20/2039	IFE
38377J-4Y-6	GNMA_10-113K		03/16/2020	INTEREST ONLY PAYMENT		.0	0	20,266	.212	.0	(.212)	.0	(.212)	.0	.0	.0	.0	.0	1,075	02/16/2040	IFE
38377J-M8-3	GNMA_10-111		03/20/2020	INTEREST ONLY PAYMENT		.0	0	28,153	.290	.0	(.290)	.0	(.290)	.0	.0	.0	.0	.0	1,308	09/20/2040	IFE
38377L-L4-8	GNMA_10-130C		03/16/2020	INTEREST ONLY PAYMENT		.0	0	18,814	.223	.0	(.223)	.0	(.223)	.0	.0	.0	.0	.0	1,121	10/16/2040	IFE
38377M-F3-5	GNMA_10-147 PS		03/20/2020	INTEREST ONLY PAYMENT		.0	0	33,222	.414	.0	(.414)	.0	(.414)	.0	.0	.0	.0	.0	1,361	05/20/2040	IFE
38377M-F5-0	GNMA_10-147		03/20/2020	INTEREST ONLY PAYMENT		.0	0	93,502	1,115	.0	(1,116)	.0	(1,116)	.0	.0	.0	.0	.0	4,168	11/20/2040	IFE
38377M-QM-1	GNMA_10-154		03/20/2020	INTEREST ONLY PAYMENT		.0	0	5,885	.246	.0	(.246)	.0	(.246)	.0	.0	.0	.0	.0	681	10/20/2039	IFE
38377N-F4-1	GNMA_10-157		03/01/2020	MBS PAYDOWN		5,406	5,406	4,747	5,395	.0	.11	.0	.11	.0	5,406	.0	.0	.0	.0	12/20/2040	IFE
38377Q-FA-0	GNMA_11-26D		03/16/2020	INTEREST ONLY PAYMENT		.0	0	64,352	.927	.0	(.927)	.0	(.927)	.0	.0	.0	.0	.0	3,067	12/16/2040	IFE
38377Q-GM-3	GNMA_11-18		03/20/2020	INTEREST ONLY PAYMENT		.0	0	81,185	.805	.0	(.805)	.0	(.805)	.0	.0	.0	.0	.0	2,601	08/20/2040	IFE
38377Q-ZT-7	GNMA_11-46		03/20/2020	INTEREST ONLY PAYMENT		.0	0	32,198	.627	.0	(.627)	.0	(.627)	.0	.0	.0	.0	.0	1,767	03/20/2041	IFE

EO5.19

STATEMENT AS OF MARCH 31, 2020 OF THE VOYA RETIREMENT INSURANCE AND ANNUITY COMPANY

**SCHEDULE D - PART 4**

Show All Long-Term Bonds and Stock Sold, Redeemed or Otherwise Disposed of During the Current Quarter

1	2	3	4	5	6	7	8	9	10	Change In Book/Adjusted Carrying Value					16	17	18	19	20	21	22	
										11	12	13	14	15								
CUSIP Identification	Description	Foreign	Disposal Date	Name of Purchaser	Number of Shares of Stock	Consideration	Par Value	Actual Cost	Prior Year Book/ Adjusted Carrying Value	Unrealized Valuation Increase/ (Decrease)	Current Year's (Amortization)/ Accretion	Current Year's Other Than Temporary Impairment Recognized	Total Change in Book/ Adjusted Carrying Value (11 + 12 - 13)	Total Foreign Exchange in Book /Adjusted Carrying Value	Book/ Adjusted Carrying Value at Disposal Date	Foreign Exchange Gain (Loss) on Disposal	Realized Gain (Loss) on Disposal	Total Gain (Loss) on Disposal	Bond Interest/ Stock Dividends Received During Year	Stated Contractual Maturity Date	NAIC Designation and Administrative Symbol	
38377T-3H-2	GNMA 11-28		03/20/2020	INTEREST ONLY PAYMENT		.0	0	86,241	1,341	.0	(1,341)	.0	(1,341)	.0	0	0	0	0	4,227	12/20/2040	IFE	
38377T-Q5-3	GNMA 11-24		03/20/2020	INTEREST ONLY PAYMENT		.0	0	38,940	545	.0	(545)	.0	(545)	.0	0	0	0	0	1,870	02/20/2041	IFE	
38377T-Z0-7	GNMA 11-19 JS		03/20/2020	INTEREST ONLY PAYMENT		.0	0	30,063	331	.0	(331)	.0	(331)	.0	0	0	0	0	1,512	02/20/2041	IFE	
38377V-GW-0	GNMA 11-52 MY		03/20/2020	INTEREST ONLY PAYMENT		.0	0	75,996	1,092	.0	(1,092)	.0	(1,092)	.0	0	0	0	0	4,330	04/20/2041	IFE	
38377V-FB-4	GNMA 11-56		03/20/2020	INTEREST ONLY PAYMENT		.0	0	110,743	1,659	.0	(1,659)	.0	(1,659)	.0	0	0	0	0	5,584	04/20/2041	IFE	
38377V-LD-6	GNMA 11-56		03/20/2020	MBS PAYDOWN	1,139,391		1,139,391	873,839	1,131,792	.0	7,599	.0	7,599	.0	1,139,391	0	0	0	0	04/20/2041	IFE	
38377W-G6-5	GNMA 11-108		03/20/2020	INTEREST ONLY PAYMENT		.0	0	31,196	431	.0	(431)	.0	(431)	.0	0	0	0	0	1,525	07/20/2041	IFE	
38377W-GK-4	GNMA 11-72		03/20/2020	INTEREST ONLY PAYMENT		.0	0	11,361	166	.0	(166)	.0	(166)	.0	0	0	0	0	532	05/20/2041	IFE	
38377W-H2-3	GNMA 11-108B		03/20/2020	INTEREST ONLY PAYMENT		.0	0	58,965	906	.0	(906)	.0	(906)	.0	0	0	0	0	3,566	06/20/2041	IFE	
38377W-KB-9	GNMA 11-70		03/16/2020	MBS PAYDOWN	950,701		950,701	737,076	944,079	.0	6,621	.0	6,621	.0	950,701	0	0	0	0	05/16/2041	IFE	
38377X-QA-5	GNMA 11-88B		03/20/2020	INTEREST ONLY PAYMENT		.0	0	21,696	187	.0	(187)	.0	(187)	.0	0	0	0	0	939	06/20/2041	IFE	
38377X-DM-1	GNMA 11-102		03/20/2020	INTEREST ONLY PAYMENT		.0	0	41,069	460	.0	(460)	.0	(460)	.0	0	0	0	0	2,063	07/20/2041	IFE	
38377X-VA-7	GNMA 11-116		03/01/2020	INTEREST ONLY PAYMENT		.0	0	25,058	820	.0	(820)	.0	(820)	.0	0	0	0	0	1,780	08/16/2026	IFE	
38377Y-G3-8	GNMA 11-141		03/20/2020	INTEREST ONLY PAYMENT		.0	0	70,206	375	.0	(375)	.0	(375)	.0	0	0	0	0	2,069	10/20/2041	IFE	
38377Y-LW-8	GNMA 11-124B		03/01/2020	MBS PAYDOWN	1,357		1,357	863	1,351	.0	6	.0	6	.0	1,357	0	0	0	0	09/20/2041	IFE	
38378A-ER-8	GNMA 11-153		03/16/2020	INTEREST ONLY PAYMENT		.0	0	25,303	404	.0	(404)	.0	(404)	.0	0	0	0	0	1,122	07/16/2041	IFE	
38378A-HD-6	GNMA 11-154A		03/01/2020	INTEREST ONLY PAYMENT		.0	0	4,113	496	.0	(496)	.0	(496)	.0	0	0	0	0	997	01/16/2026	IFE	
38378B-XV-6	GNMA 12-89		03/01/2020	INTEREST ONLY PAYMENT		.0	0	95,743	2,444	.0	(2,444)	.0	(2,444)	.0	0	0	0	0	13,048	12/16/2053	IFE	
38378C-HN-0	GNMA 12-15		03/01/2020	INTEREST ONLY PAYMENT		.0	0	23,536	851	.0	(851)	.0	(851)	.0	0	0	0	0	2,009	04/20/2040	IFE	
38378C-K4-8	GNMA 12-3		03/01/2020	INTEREST ONLY PAYMENT		.0	0	80,416	2,347	.0	(2,347)	.0	(2,347)	.0	0	0	0	0	4,873	01/16/2027	IFE	
38378D-2B-0	GNMA 12-32		03/01/2020	INTEREST ONLY PAYMENT		.0	0	23,936	782	.0	(782)	.0	(782)	.0	0	0	0	0	1,610	03/16/2027	IFE	
38378D-Z5-7	GNMA 12-32		03/16/2020	INTEREST ONLY PAYMENT		.0	0	68,989	659	.0	(659)	.0	(659)	.0	0	0	0	0	2,276	03/16/2042	IFE	
38378E-K9-3	GNMA 12-61C		03/16/2020	INTEREST ONLY PAYMENT		.0	0	31,718	216	.0	(216)	.0	(216)	.0	0	0	0	0	948	05/16/2042	IFE	
38378E-PB-3	GNMA 12-66		03/16/2020	INTEREST ONLY PAYMENT		.0	0	11,789	430	.0	(430)	.0	(430)	.0	0	0	0	0	1,092	06/16/2026	IFE	
38378E-R5-4	GNMA 12-81		03/01/2020	INTEREST ONLY PAYMENT		.0	0	6,262	403	.0	(403)	.0	(403)	.0	0	0	0	0	917	08/20/2039	IFE	
38378F-NM-8	GNMA 13-4		03/01/2020	INTEREST ONLY PAYMENT		.0	0	66,367	839	.0	(839)	.0	(839)	.0	0	0	0	0	1,995	10/16/2042	IFE	
38378F-3S-3	GNMA 12-124		03/20/2020	INTEREST ONLY PAYMENT		.0	0	10,882	66	.0	(66)	.0	(66)	.0	0	0	0	0	404	10/20/2042	IFE	
38378H-4N-3	GNMA 12-124		03/20/2020	INTEREST ONLY PAYMENT		.0	0	28,642	234	.0	(234)	.0	(234)	.0	0	0	0	0	1,115	10/20/2042	IFE	
38378H-NH-5	GNMA 12-118		03/20/2020	INTEREST ONLY PAYMENT		.0	0	38,113	467	.0	(467)	.0	(467)	.0	0	0	0	0	1,824	09/20/2042	IFE	
38378H-NN-2	GNMA 12-118		03/20/2020	INTEREST ONLY PAYMENT		.0	0	14,888	318	.0	(318)	.0	(318)	.0	0	0	0	0	998	09/20/2042	IFE	
38378J-R2-0	GNMA 13-34		03/16/2020	INTEREST ONLY PAYMENT		.0	0	29,125	406	.0	(406)	.0	(406)	.0	0	0	0	0	1,481	01/16/2040	IFE	
38378P-7C-6	GNMA 14-8		03/20/2020	INTEREST ONLY PAYMENT		.0	0	51,389	1,379	.0	(1,379)	.0	(1,379)	.0	0	0	0	0	4,716	05/20/2042	IFE	
38378P-8Y-7	GNMA 14-8		03/20/2020	INTEREST ONLY PAYMENT		.0	0	26,708	349	.0	(349)	.0	(349)	.0	0	0	0	0	1,529	01/20/2044	IFE	
38378P-WK-0	GNMA 13-189		03/16/2020	INTEREST ONLY PAYMENT		.0	0	162,849	2,054	.0	(2,054)	.0	(2,054)	.0	0	0	0	0	6,315	12/16/2043	IFE	
38378U-AG-2	GNMA 13-133		03/16/2020	INTEREST ONLY PAYMENT		.0	0	112,583	1,207	.0	(1,207)	.0	(1,207)	.0	0	0	0	0	4,997	02/16/2037	IFE	
38378U-BB-9	GNMA 13-144		03/20/2020	INTEREST ONLY PAYMENT		.0	0	58,727	2,169	.0	(2,169)	.0	(2,169)	.0	0	0	0	0	6,280	07/20/2042	IFE	
38378U-FF-9	GNMA 13-150		03/16/2020	INTEREST ONLY PAYMENT		.0	0	173,301	2,215	.0	(2,215)	.0	(2,215)	.0	0	0	0	0	9,748	10/16/2043	IFE	
38378U-XW-2	GNMA 13-152		03/16/2020	INTEREST ONLY PAYMENT		.0	0	96,045	961	.0	(961)	.0	(961)	.0	0	0	0	0	3,064	10/16/2043	IFE	
38378V-2K-0	GNMA 13-117		03/20/2020	INTEREST ONLY PAYMENT		.0	0	189,261	2,160	.0	(2,160)	.0	(2,160)	.0	0	0	0	0	7,167	03/20/2043	IFE	
38378V-L3-7	GNMA 13-116		03/16/2020	INTEREST ONLY PAYMENT		.0	0	47,610	537	.0	(537)	.0	(537)	.0	0	0	0	0	2,013	08/16/2043	IFE	
38378V-LC-7	GNMA 13-104		03/16/2020	INTEREST ONLY PAYMENT		.0	0	173,436	2,110	.0	(2,110)	.0	(2,110)	.0	0	0	0	0	8,350	07/16/2043	IFE	
38378V-W5-0	GNMA 13-117		03/20/2020	MBS PAYDOWN	603,014		603,014	808,038	605,659	.0	(2,646)	.0	(2,646)	.0	603,014	0	0	0	0	12,312	06/20/2039	IFE
38378W-CC-5	GNMA 13-122		03/20/2020	MBS PAYDOWN	342,508		342,508	360,992	343,720	.0	(1,212)	.0	(1,212)	.0	342,508	0	0	0	0	4,795	05/20/2039	IFE
38378W-H5-1	GNMA 13-114		03/16/2020	MBS PAYDOWN	59,993		59,993	99,334	60,360	.0	(367)	.0	(367)	.0	59,993	0	0	0	0	2,406	08/16/2043	IFE
38378W-JJ-8	GNMA 13-114		03/20/2020	MBS PAYDOWN	49,170		49,170	70,812	49,656	.0	(487)	.0	(487)	.0	49,170	0	0	0	0	1,808	08/20/2043	IFE
38378W-N5-8	GNMA 13-131		03/15/2020	INTEREST ONLY PAYMENT		.0	0	74,076	966	.0	(966)	.0	(966)	.0	0	0	0	0	2,892	09/16/2043	IFE	
38378Y-CK-3	GNMA 13-172		03/16/2020	INTEREST ONLY PAYMENT		.0	0	88,285	926	.0	(926)	.0	(926)	.0	0	0	0	0	3,112	10/16/2043	IFE	
38378Y-ZV-4	GNMA 14-3		03/16/2020	INTEREST ONLY PAYMENT		.0	0	101,364	1,783	.0	(1,783)	.0	(1,783)	.0	0	0	0	0	4,630	01/16/2044	IFE	
38379A-E5-5	GNMA 14-43		03/01/2020	INTEREST ONLY PAYMENT		.0	0	109,145	2,253	.0	(2,253)	.0	(2,253)	.0	0	0	0	0	5,200	03/20/2044	IFE	
38379A-WZ-9	GNMA 14-36		03/16/2020	INTEREST ONLY PAYMENT		.0	0	153,364	2,444	.0	(2,444)	.0	(2,444)	.0	0	0	0	0	8,462	03/16/2044	IFE	
38379A-X9-6	GNMA 14-41		03/16/2020	INTEREST ONLY PAYMENT		.0	0	48,463	667	.0	(667)	.0	(667)	.0	0	0	0	0	2,481	03/16/2044	IFE	
38379A-XF-2	GNMA 14-36		03/20/2020	INTEREST ONLY PAYMENT		.0	0	49,340	946	.0	(946)	.0	(946)	.0	0	0	0	0	2,509	03/20/2044	IFE	
38379B-3II-6	GNMA 14-79		03/01/2020	INTEREST ONLY PAYMENT		.0	0	127,732	2,312	.0	(2,312)	.0	(2,312)	.0	0	0	0	0	5,265	05/16/2044	IFE	
38379B-5X-2	GNMA 14-66		03/01/2020	INTEREST ONLY PAYMENT		.0	0	120,417	1,947	.0	(1,947)	.0	(1,947)	.0	0	0	0	0	4,835	05/16/2044	IFE	
38379B-70-5	GNMA 14-76B		03/01/2020	INTEREST ONLY PAYMENT		.0	0	391,259	7,300	.0	(7,300)	.0	(7,300)	.0	0	0	0	0	21,081	01/20/2040	IFE	
38379B-GA-0	GNMA 14-55		03/16/2020	INTEREST ONLY PAYMENT		.0	0	191,387	2,939	.0	(2,939)	.0	(2,939)	.0	0	0	0	0	9,885	04/16/2044	IFE	
38379B-L4-8	GNMA 14-80		03/01/2020	INTEREST ONLY PAYMENT		.0	0	123,589	2,205	.0	(2,205)	.0	(2,205)	.0	0	0	0	0	4,823	05/20/2044	IFE	
38379C-Y4-2	GNMA 14-96		03/16/2020	INTEREST ONLY PAYMENT		.0	0	134,463	1,918	.0	(1,918)	.0	(1,918)	.0	0	0	0	0	6,669	07/16/2044	IFE	

E05.20

STATEMENT AS OF MARCH 31, 2020 OF THE VOYA RETIREMENT INSURANCE AND ANNUITY COMPANY

**SCHEDULE D - PART 4**

Show All Long-Term Bonds and Stock Sold, Redeemed or Otherwise Disposed of During the Current Quarter

1	2	3	4	5	6	7	8	9	10	Change In Book/Adjusted Carrying Value					16	17	18	19	20	21	22							
										11	12	13	14	15														
CUSIP Identification	Description	Foreign	Disposal Date	Name of Purchaser	Number of Shares of Stock	Consideration	Par Value	Actual Cost	Prior Year Book/Adjusted Carrying Value	Unrealized Valuation Increase/(Decrease)	Current Year's (Amortization)/Accretion	Current Year's Other Than Temporary Impairment Recognized	Total Change in Book/Adjusted Carrying Value (11 + 12 - 13)	Total Foreign Exchange Change in Book/Adjusted Carrying Value	Book/Adjusted Carrying Value at Disposal Date	Foreign Exchange Gain (Loss) on Disposal	Realized Gain (Loss) on Disposal	Total Gain (Loss) on Disposal	Bond Interest/Stock Dividends Received During Year	Stated Contractual Maturity Date	NAIC Designation and Administrative Symbol							
38379D-CX-0	GNMA_14-99		03/20/2020	INTEREST ONLY PAYMENT		.0	0	100,412	.747	.0	(.747)	.0	(.747)	.0	.0	.0	.0	.0	3,942	06/20/2044	1FE							
38379D-HH-7	GNMA_14-108		03/20/2020	INTEREST ONLY PAYMENT		.0	0	62,026	.401	.0	(.401)	.0	(.401)	.0	.0	.0	.0	.0	1,865	07/20/2044	1FE							
38379H-ZA-6	GNMA_14-185		03/01/2020	INTEREST ONLY PAYMENT		.0	0	27,721	.458	.0	(.458)	.0	(.458)	.0	.0	.0	.0	.0	1,152	12/20/2044	1FE							
38379H-ZE-8	GNMA_14-185		03/01/2020	INTEREST ONLY PAYMENT		.0	0	47,627	1,053	.0	(1,053)	.0	(1,053)	.0	.0	.0	.0	.0	2,047	12/16/2044	1FE							
38379K-EK-0	GNMA_15-41		01/31/2020	VARIOUS	13,743,543		13,014,526	12,709,808	12,801,323	.0	2,230	.0	2,230	.0	12,803,553	.0	339,990	339,990	72,474	01/16/2057	1FE							
38379V-GW-9	GNMA_15-132		03/20/2020	INTEREST ONLY PAYMENT		.0	0	295,524	3,547	.0	(3,547)	.0	(3,547)	.0	.0	.0	.0	.0	12,301	09/20/2045	1FE							
38379R-HB-2	GNMA_16-36		03/01/2020	INTEREST ONLY PAYMENT		.0	0	510,108	13,022	.0	(13,022)	.0	(13,022)	.0	.0	.0	.0	.0	32,785	08/16/2057	1FE							
38379U-FV-3	GNMA_16-24		03/01/2020	INTEREST ONLY PAYMENT		.0	0	160,933	5,204	.0	(5,204)	.0	(5,204)	.0	.0	.0	.0	.0	12,870	09/16/2057	1FE							
38379V-AB-0	GNMA_16-16		03/16/2020	INTEREST ONLY PAYMENT		.0	0	122,711	1,771	.0	(1,771)	.0	(1,771)	.0	.0	.0	.0	.0	5,348	02/16/2046	1FE							
38379V-EC-4	GNMA_16-20		03/20/2020	INTEREST ONLY PAYMENT		.0	0	99,444	1,263	.0	(1,263)	.0	(1,263)	.0	.0	.0	.0	.0	3,250	02/20/2046	1FE							
38379W-FS-6	GNMA_16-49		03/20/2020	INTEREST ONLY PAYMENT		.0	0	51,502	.876	.0	(.876)	.0	(.876)	.0	.0	.0	.0	.0	3,383	04/20/2046	1FE							
38380G-NE-0	GNMA_17-118		03/20/2020	INTEREST ONLY PAYMENT		.0	0	191,990	3,038	.0	(3,038)	.0	(3,038)	.0	.0	.0	.0	.0	8,540	08/20/2047	1FE							
38380H-TR-3	GNMA_17-156		03/20/2020	INTEREST ONLY PAYMENT		.0	0	362,205	4,861	.0	(4,861)	.0	(4,861)	.0	.0	.0	.0	.0	14,933	10/20/2047	1FE							
38380L-QM-8	GNR_19-H02		03/01/2020	INTEREST ONLY PAYMENT		.0	0	26,231	.390	.0	(.390)	.0	(.390)	.0	.0	.0	.0	.0	653	01/20/2069	1FE							
38380U-AV-5	GNMA_17-182		03/20/2020	INTEREST ONLY PAYMENT		.0	0	510,019	6,216	.0	(6,216)	.0	(6,216)	.0	.0	.0	.0	.0	22,006	12/20/2047	1FE							
38381A-AC-0	GNMA_18-128		03/20/2020	INTEREST ONLY PAYMENT		.0	0	556,291	9,627	.0	(9,627)	.0	(9,627)	.0	.0	.0	.0	.0	28,358	09/20/2048	1FE							
38381R-AY-5	GNMA_19-20		03/20/2020	INTEREST ONLY PAYMENT		.0	0	571,502	6,533	.0	(6,533)	.0	(6,533)	.0	.0	.0	.0	.0	23,147	02/20/2049	1FE							
38381R-N5-4	GNMA_19-36		03/20/2020	INTEREST ONLY PAYMENT		.0	0	472,879	9,023	.0	(9,023)	.0	(9,023)	.0	.0	.0	.0	.0	22,544	03/20/2049	1FE							
38381V-TH-3	GNMA_19-57		03/20/2020	INTEREST ONLY PAYMENT		.0	0	211,986	1,534	.0	(1,534)	.0	(1,534)	.0	.0	.0	.0	.0	6,472	05/20/2049	1FE							
38381V-TK-6	GNMA_19-57		03/20/2020	INTEREST ONLY PAYMENT		.0	0	125,108	2,008	.0	(2,008)	.0	(2,008)	.0	.0	.0	.0	.0	6,223	05/20/2049	1FE							
38381V-RH-9	GNMA_19-117		03/20/2020	INTEREST ONLY PAYMENT		.0	0	78,223	.676	.0	(.676)	.0	(.676)	.0	.0	.0	.0	.0	2,950	09/20/2049	1FE							
911760-LJ-3	VENDE 98-1 210		03/01/2020	INTEREST ONLY PAYMENT		.0	0	4,323	.0	.0	.0	.0	.0	.0	.0	.0	.0	.0	49	03/15/2028	1FE							
911760-LZ-7	VENDE 98-3 10		03/01/2020	INTEREST ONLY PAYMENT		.0	0	.1	.0	.0	.0	.0	.0	.0	.0	.0	.0	.0	0	03/15/2029	1FE							
<b>3199999 Subtotal - Bonds - U.S. Special Revenues</b>								163,665,828	157,057,511		224,087,977		161,557,503		0	(1,172,813)		0	(1,172,813)		162,864,034		0	801,792	801,792	3,626,861	XXX	XXX
00075W-AP-4	ABFC 06-HE1		03/25/2020	MBS PAYDOWN		.0	0	111,594	111,594	.0	.0	.0	333	.0	.0	.0	.0	.0	230	01/25/2037	1FM							
00110A-AE-4	AAPT 06-A		01/01/2020	MBS PAYDOWN		.0	0	1,806,451	1,806,451	.0	.0	.0	.0	.0	.0	.0	.0	.0	47,928	07/01/2021	1FE							
003009-A*-8	ABERDEEN ASIA PACIFIC INCOME FUND		03/31/2020	PRIVATE DIRECT		.0	0	7,539,090	7,500,000	.0	.0	.0	39,090	.0	.0	.0	.0	.0	71,135	06/12/2020	1FE							
007036-QE-9	ARMT 05-8 2A21		03/01/2020	MBS PAYDOWN		.0	0	155,650	155,676	.0	.0	.0	610	.0	.0	.0	.0	.0	1,276	11/25/2035	1FM							
00737B-AB-1	ADS TACTICAL INC -TL		03/31/2020	SINKING FUND REDEMPTION		.0	0	14,988	14,988	.0	.0	.0	.0	.0	.0	.0	.0	.0	47	07/26/2023	4FE							
00802#-AA-4	AEROSTAR AIRPORT HOLDINGS LLC		03/22/2020	SINKING FUND REDEMPTION		.0	0	245,142	244,913	.0	.0	.0	.0	.0	.0	.0	.0	.0	228	03/22/2035	3FE							
01126#-AA-1	ALAMO 6 LLC		03/31/2020	SINKING FUND REDEMPTION		.0	0	74,301	74,301	.0	.0	.0	.0	.0	.0	.0	.0	.0	47	07/26/2023	4FE							
01185#-AA-3	ALASKA VENTURES LLC		03/31/2020	VARIOUS		.0	0	327,437	327,437	.0	.0	.0	.0	.0	.0	.0	.0	.0	7,605	06/30/2033	2PL							
02147F-AQ-9	CWALT 06-18CB A6		03/25/2020	MBS PAYDOWN		.0	0	26,879	42,111	.0	.0	.0	639	.0	.0	.0	.0	.0	1,630	07/25/2036	1FM							
02147P-AZ-7	CWALT 06-29T1 2A16		03/25/2020	MBS PAYDOWN		.0	0	8,892	19,561	.0	.0	.0	(13)	.0	.0	.0	.0	.0	55	10/25/2036	1FM							
02147R-AF-7	CWALT 06-23CB 1A6		03/01/2020	MBS PAYDOWN		.0	0	10,831	13,469	.0	.0	.0	.17	.0	.0	.0	.0	.0	134	08/25/2036	1FM							
02147R-AT-7	CWALT 06-23CB 2A6		03/25/2020	MBS PAYDOWN		.0	0	9,839	16,731	.0	.0	.0	.5	.0	.0	.0	.0	.0	647	08/25/2036	1FM							
02147W-AN-9	CWALT 06-26CB A13		03/25/2020	INTEREST ONLY PAYMENT		.0	0	.0	11,177	.0	.0	.0	.36	.0	.0	.0	.0	.0	2,983	09/25/2036	6FE							
02151B-AR-9	CWALT 07-22 2A1		03/25/2020	MBS PAYDOWN		.0	0	11,835	10,213	.0	.0	.0	(8)	.0	.0	.0	.0	.0	42	09/25/2037	1FM							
02151E-AC-6	CWALT 07-23CB A3		03/25/2020	MBS PAYDOWN		.0	0	32,336	37,028	.0	.0	.0	(62)	.0	.0	.0	.0	.0	138	09/25/2037	1FM							
02151E-AR-3	CWALT 07-23CB A7		03/25/2020	MBS PAYDOWN		.0	0	59,794	68,469	.0	.0	.0	(80)	.0	.0	.0	.0	.0	244	09/25/2037	1FM							
02151E-AS-1	CWALT 07-23CB A8		03/25/2020	MBS PAYDOWN		.0	0	2,674	3,062	.0	.0	.0	.72	.0	.0	.0	.0	.0	111	09/25/2037	1FM							
02151F-AG-4	CWALT 07-21CB 2A1		03/25/2020	MBS PAYDOWN		.0	0	43,076	47,483	.0	.0	.0	(182)	.0	.0	.0	.0	.0	146	09/25/2037	1FM							
02151G-AA-5	CWALT 07-24 A1		03/25/2020	MBS PAYDOWN		.0	0	21,675	29,747	.0	.0	.0	.87	.0	.0	.0	.0	.0	71	10/25/2037	1FM							
02151G-AD-9	CWA 07-24 A4		03/25/2020	MBS PAYDOWN		.0	0	21,675	29,747	.0	.0	.0	.82	.0	.0	.0	.0	.0	75	10/25/2037	1FM							
023761-AA-7	AMERICAN AIRLINES INC		02/15/2020	SINKING FUND REDEMPTION		.0	0	47,500	47,500	.0	.0	.0	.0	.0	.0	.0	.0	.0	867	02/15/2029	1FE							
02376U-AA-3	AMERICAN AIRLINES INC		01/15/2020	SINKING FUND REDEMPTION		.0	0	95,005	95,005	.0	.0	.0	.0	.0	.0	.0	.0	.0	1,698	01/15/2028	1FE							
02377B-AB-2	AMERICAN AIRLINES INC		03/22/2020	SINKING FUND REDEMPTION		.0	0	130,283	130,283	.0	.0	.0	.0	.0	.0	.0	.0	.0	2,345	09/22/2027	1FE							
02377L-AA-2	AMER AIRLINES PT TR 2019-1AA PTT		02/15/2020	SINKING FUND REDEMPTION		.0	0	46,190	46,190	.0	.0	.0	.0	.0	.0	.0	.0	.0	728	02/15/2032	1FE							
02378L-AA-1	AMERICAN AIRLINES 2017-1 CL C PTT		02/15/2020	SINKING FUND REDEMPTION		.0	0	841,630	841,630	.0	.0	.0	.0	.0	.0	.0	.0	.0	21,798	08/15/2023	2PL							

E05.21

STATEMENT AS OF MARCH 31, 2020 OF THE VOYA RETIREMENT INSURANCE AND ANNUITY COMPANY

**SCHEDULE D - PART 4**

Show All Long-Term Bonds and Stock Sold, Redeemed or Otherwise Disposed of During the Current Quarter

1	2	3	4	5	6	7	8	9	10	Change In Book/Adjusted Carrying Value					16	17	18	19	20	21	22
										11	12	13	14	15							
CUSIP Identification	Description	Foreign	Disposal Date	Name of Purchaser	Number of Shares of Stock	Consideration	Par Value	Actual Cost	Prior Year Book/Adjusted Carrying Value	Unrealized Valuation Increase/(Decrease)	Current Year's (Amortization)/Accretion	Current Year's Other Than Temporary Impairment Recognized	Total Change in Book/Adjusted Carrying Value (11 + 12 - 13)	Total Foreign Exchange Change in Book /Adjusted Carrying Value	Book/Adjusted Carrying Value at Disposal Date	Foreign Exchange Gain (Loss) on Disposal	Realized Gain (Loss) on Disposal	Total Gain (Loss) on Disposal	Bond Interest/Stock Dividends Received During Year	Stated Contractual Maturity Date	NAIC Designation and Administrative Symbol
02660T-EL-3	AHM 05-2 1A2		03/25/2020	MBS PAYDOWN		5,164	5,716	5,716	5,100	0	64	0	64	0	5,164	0	0	0	27	09/25/2045	1FM
029912-BE-1	AMERICAN TOWER CORPORATION		01/15/2020	CORPORATE ACTION		20,274,710	19,000,000	18,973,020	18,994,132	0	1,274,710	0	1,274,710	0	20,268,842	0	5,868	5,868	230,428	11/01/2021	2FE
03072S-LU-7	AMSI_03-11 AF6		02/01/2020	MBS PAYDOWN		2,882	2,882	2,882	2,882	0	2	0	2	0	2,882	0	0	0	21	12/25/2033	1FM
038370-AA-0	AQFIT_19-A		03/15/2020	MBS PAYDOWN		403,164	403,164	403,101	402,658	0	505	0	505	0	403,164	0	0	0	2,101	07/16/2040	1FE
042856-AA-2	APRW_18-1		03/01/2020	MBS PAYDOWN		321,197	321,197	321,191	321,191	0	(13)	0	(13)	0	321,197	0	0	0	2,037	04/25/2048	1FM
04542B-AQ-5	ABFC_02-SB1 A111		03/25/2020	MBS PAYDOWN		22,663	22,663	22,663	22,663	0	0	0	0	0	22,663	0	0	0	96	12/25/2030	1FM
04774#-AA-0	ATLANTA FALCONS STADIUM CO LLC		03/01/2020	SINKING FUND REDEMPTION		141,126	141,126	141,126	141,126	0	0	0	0	0	141,126	0	0	0	2,533	09/01/2042	2PL
04774#-AB-8	ATLANTA FALCONS STADIUM CO LLC		03/01/2020	SINKING FUND REDEMPTION		99,460	99,460	99,460	99,460	0	0	0	0	0	99,460	0	0	0	1,785	09/01/2042	2PL
05348E-AP-4	AVALONBAY COMMUNITIES INC		03/11/2020	CORPORATE ACTION		5,093,412	5,000,000	4,991,700	4,999,041	0	93,564	0	93,564	0	5,092,605	0	807	807	129,472	01/15/2021	1FE
05566S-AA-1	BURLINGTON NORTHERN AND SANTA FE R		01/15/2020	SINKING FUND REDEMPTION		1,102,665	1,102,665	1,102,665	1,102,665	0	0	0	0	0	1,102,665	0	0	0	26,662	01/15/2023	1FE
05577@-AP-5	UNION PACIFIC CORP SER A-1		02/23/2020	SINKING FUND REDEMPTION		35,621	35,621	35,621	35,621	0	0	0	0	0	35,621	0	0	0	700	02/23/2026	1
05577@-AQ-3	UNION PACIFIC CORP SER A-2		02/23/2020	SINKING FUND REDEMPTION		16,763	16,763	16,763	16,763	0	0	0	0	0	16,763	0	0	0	329	02/23/2026	1
056054-AH-2	BX_19-XL		02/15/2020	MBS PAYDOWN		445,995	445,995	445,995	445,995	0	0	0	0	0	445,995	0	0	0	2,695	10/15/2036	1FM
056054-AJ-8	BX_19-XL		02/15/2020	MBS PAYDOWN		200,698	200,698	200,698	200,698	0	0	0	0	0	200,698	0	0	0	1,282	10/15/2036	1FM
05648C-AB-6	BAD BOY LLC		03/31/2020	SINKING FUND REDEMPTION		10,500	10,500	10,395	10,438	0	62	0	62	0	10,500	0	0	0	206	12/06/2025	3Z
056927-AB-0	BAFC_06-A 1A2		03/01/2020	MBS PAYDOWN		20,086	20,361	14,110	20,024	0	62	0	62	0	20,086	0	0	0	147	02/20/2036	1FM
05946X-AN-3	BAFC_00-1 1A10		03/01/2020	INTEREST ONLY PAYMENT		0	0	2,105	37	0	(37)	0	(37)	0	0	0	0	0	78	11/20/2032	5G1
05946X-R2-1	BAFC_05-7 1A2		03/25/2020	MBS PAYDOWN		4,259	4,259	3,889	4,116	0	143	0	143	0	4,259	0	0	0	138	11/25/2035	1FM
05946X-R3-9	BAFC_05-7 1A3		03/01/2020	MBS PAYDOWN		805	805	753	811	0	(6)	0	(6)	0	805	0	0	0	11	11/25/2035	1FM
05948K-4P-1	BOAA_06-3 4CB1		03/01/2020	MBS PAYDOWN		4,037	4,288	4,350	0	0	4,037	0	4,037	0	4,037	0	0	0	46	04/25/2036	1FM
05948K-4A-1	BOAA_05-5 1CB2		03/25/2020	MBS PAYDOWN		4,389	4,471	4,603	4,372	0	17	0	17	0	4,389	0	0	0	94	06/25/2035	1FM
05948K-K4-0	BOAA_05-8 1CB2		03/25/2020	MBS PAYDOWN		27,052	28,006	28,529	27,006	0	46	0	46	0	27,052	0	0	0	390	09/25/2035	1FM
05948K-N7-0	BOAA_05-9 2CB1		03/01/2020	MBS PAYDOWN		23,698	24,396	22,613	23,687	0	11	0	11	0	23,698	0	0	0	249	10/25/2035	1FM
059496-BV-0	BOAA_07-1 4A1		03/01/2020	MBS PAYDOWN		13,414	13,719	12,696	13,405	0	9	0	9	0	13,414	0	0	0	115	04/25/2037	1FM
05949A-ZG-8	BOAMS_04-L 4A1		03/01/2020	MBS PAYDOWN		4,930	4,930	4,825	4,928	0	2	0	2	0	4,930	0	0	0	32	01/25/2035	1FM
05949C-CE-4	BOAMS_05-F 4A1		03/01/2020	MBS PAYDOWN		9,268	9,268	9,338	9,272	0	(4)	0	(4)	0	9,268	0	0	0	73	07/25/2035	1FM
05949C-EK-8	BOAMS_05-G 3A2		03/01/2020	MBS PAYDOWN		898	898	889	889	0	9	0	9	0	898	0	0	0	7	08/25/2035	1FM
05949C-GD-2	BOAMS_05-H 4A1		03/01/2020	MBS PAYDOWN		1,197	1,197	1,188	1,198	0	(1)	0	(1)	0	1,197	0	0	0	9	09/25/2035	1FM
05950A-AU-0	BOAA_06-4 4CB1		03/01/2020	MBS PAYDOWN		27,045	32,999	33,942	27,115	0	(70)	0	(70)	0	27,045	0	0	0	266	05/25/2046	4FM
05950F-AC-9	BAFC_06-4 A3		03/25/2020	MBS PAYDOWN		1,815	2,220	1,893	1,702	0	113	0	113	0	1,815	0	0	0	8	07/25/2036	1FM
05951G-BE-1	BAFC_07-2		03/25/2020	MBS PAYDOWN		10,893	25,465	21,322	10,845	0	49	0	49	0	10,893	0	0	0	67	03/25/2037	1FM
05951G-BG-6	BAFC_07-2		03/25/2020	MBS PAYDOWN		6,807	15,913	13,324	6,777	0	30	0	30	0	6,807	0	0	0	42	03/25/2037	1FM
05951V-AV-1	BAFC_06-1 6A1		03/20/2020	MBS PAYDOWN		11,074	11,065	10,791	11,006	0	68	0	68	0	11,074	0	0	0	43	10/20/2046	1FM
059523-AX-8	BAFC_07-5 7A1		03/01/2020	MBS PAYDOWN		0	3,724	2,162	(431)	426	5	0	431	0	0	0	0	0	9	07/25/2047	3FM
05953Y-AH-4	BAFC_07-4 TA1B		03/01/2020	MBS PAYDOWN		3,773	3,988	3,699	3,770	0	3	0	3	0	3,773	0	0	0	30	05/25/2037	1FM
06050A-AA-1	BOAA_06-8 1A1		03/25/2020	INTEREST ONLY PAYMENT		0	0	3,141	123	0	(123)	0	(123)	0	0	0	0	0	781	11/25/2036	5G1
06051G-BM-0	BAFC_04-2 1CB1		03/01/2020	MBS PAYDOWN		63,539	63,539	64,269	63,550	0	(11)	0	(11)	0	63,539	0	0	0	766	09/20/2034	2FM
06650A-AF-4	BANK_17-BW8		03/01/2020	INTEREST ONLY PAYMENT		0	0	2,039	21	0	(21)	0	(21)	0	0	0	0	0	47	11/15/2050	1FE
07378R-AB-5	BSABS_07-AC4 A2		03/25/2020	MBS PAYDOWN		21,799	22,926	22,854	21,662	0	136	0	136	0	21,799	0	0	0	372	02/25/2037	1FM
07378R-AQ-2	BSABS_07-AC4 A5		03/25/2020	INTEREST ONLY PAYMENT		0	0	7,522	219	0	(219)	0	(219)	0	0	0	0	0	797	02/25/2037	5FE
07384M-YU-0	BSARM_03-7 4AM		03/01/2020	MBS PAYDOWN		283,256	283,256	283,433	283,256	0	0	0	0	0	283,256	0	0	0	1,949	10/25/2033	1FM
07384Y-NA-0	BSABS_03-A5 A5		03/01/2020	MBS PAYDOWN		7,885	7,885	7,796	7,884	0	1	0	1	0	7,885	0	0	0	79	10/25/2033	1FM
07386V-AB-6	BSABS_07-AC3 A2		03/25/2020	INTEREST ONLY PAYMENT		0	0	14,883	635	0	(635)	0	(635)	0	0	0	0	0	4,372	04/25/2037	6FE
07387#-AA-2	BEAR SWAMP FINANCE LP		01/01/2020	SINKING FUND REDEMPTION		5,258	5,258	5,258	5,258	0	0	0	0	0	5,258	0	0	0	0	10/08/2025	2PL
073879-4H-8	BSABS_05-AC9 A4		03/25/2020	MBS PAYDOWN		12,802	12,802	12,418	12,687	0	115	0	115	0	12,802	0	0	0	253	12/25/2035	1FM
073879-B2-3	BSABS_05-AC5 2A2		03/25/2020	MBS PAYDOWN		1,432	1,432	1,463	1,414	0	18	0	18	0	1,432	0	0	0	29	08/25/2020	1FM
073879-T2-4	BSABS_05-AC7 A1		03/25/2020	MBS PAYDOWN		78,355	78,355	78,331	78,097	0	258	0	258	0	78,355	0	0	0	242	10/25/2035	1FM
073879-W0-7	BSABS_05-AC3 2A1		03/01/2020	MBS PAYDOWN		44,026	37,285	37,515	44,054	0	(28)	0	(28)	0	44,026	0	0	0	381	06/25/2020	5FM
073879-Z2-7	BSABS_05-AC8 A1		03/25/2020	MBS PAYDOWN		14,954	15,008	7,737	14,904	0	49	0	49	0	14,954	0	0	0	61	11/25/2035	1FM
07387U-CE-9	BSABS_06-AC1 1A1		03/01/2020	MBS PAYDOWN		16,985	16,985	16,818	16,965	0	20	0	20	0	16,985	0	0	0	50	02/25/2036	1FM
07387U-GC-9	BSABS_06-AC2 1A2		03/25/2020	MBS PAYDOWN		55,905	55,905	46,787	55,701	0	204	0	204	0	55,905	0	0	0	749	03/25/2036	1FM

E05.22

STATEMENT AS OF MARCH 31, 2020 OF THE VOYA RETIREMENT INSURANCE AND ANNUITY COMPANY

**SCHEDULE D - PART 4**

Show All Long-Term Bonds and Stock Sold, Redeemed or Otherwise Disposed of During the Current Quarter

1	2	3	4	5	6	7	8	9	10	Change In Book/Adjusted Carrying Value					16	17	18	19	20	21	22
										11	12	13	14	15							
CUSIP Identification	Description	Foreign	Disposal Date	Name of Purchaser	Number of Shares of Stock	Consideration	Par Value	Actual Cost	Prior Year Book/ Adjusted Carrying Value	Unrealized Valuation Increase/ (Decrease)	Current Year's (Amortization)/ Accretion	Current Year's Other Than Temporary Impairment Recognized	Total Change in Book/ Adjusted Carrying Value (11 + 12 - 13)	Total Foreign Exchange Change in Book /Adjusted Carrying Value	Book/ Adjusted Carrying Value at Disposal Date	Foreign Exchange Gain (Loss) on Disposal	Realized Gain (Loss) on Disposal	Total Gain (Loss) on Disposal	Bond Interest/ Stock Dividends Received During Year	Stated Contractual Maturity Date	NAIC Designation and Administrative Symbol
07388B-AF-9	BSABS 07-AC5 A6		03/25/2020	INTEREST ONLY PAYMENT		.0	.0	.7,196	.0	.0	.0	.0	.0	.0	.0	.0	.0	.0	1,032	07/25/2037	6FE
07388W-AB-2	BSABS 06-AC4 A2		03/25/2020	MBS PAYDOWN		40,947	40,384	41,406	40,908	.0	39	.0	39	.0	40,947	.0	.0	.0	1,364	07/25/2036	1FM
073914-VY-6	BMSI 97-6 X		03/01/2020	INTEREST ONLY PAYMENT		.0	.0	459	.0	.0	.0	.0	.0	.0	.0	.0	.0	.0	95	03/25/2031	1FE
07401N-AP-4	BSMF 06-ARS		03/25/2020	MBS PAYDOWN		144,383	144,383	136,210	144,099	.0	284	.0	284	.0	144,383	.0	.0	.0	447	01/25/2037	1FM
093712-AC-1	BLOOM ENERGY CORPORATION		01/31/2020	CORPORATE ACTION		735,000	735,000	735,000	735,000	.0	.0	.0	.0	.0	735,000	.0	.0	.0	36,750	07/31/2024	4PL
09539*-AA-9	BLUE DOLPHIN FRAC LLC		01/31/2020	SINKING FUND REDEMPTION		319,512	319,512	319,512	319,512	.0	.0	.0	.0	.0	319,512	.0	.0	.0	3,714	10/31/2024	1PL
105678-AA-0	BRAVES STADIUM COMPANY LLC		03/30/2020	SINKING FUND REDEMPTION		225,423	225,423	225,423	225,423	.0	.0	.0	.0	.0	225,423	.0	.0	.0	4,249	09/30/2041	2PL
109043-AG-4	BRIGGS & STRATTON CORP		01/03/2020	ROBERT W. BAIRD & CO., INC.		1,059,300	1,070,000	1,070,000	1,070,000	.0	.0	.0	.0	.0	1,070,000	.0	(10,700)	(10,700)	4,413	12/15/2020	5FE
11042T-AA-1	BRITISH AIRWAYS 18-1 CLASS AA PTT		03/20/2020	SINKING FUND REDEMPTION		8,659	8,659	8,659	8,659	.0	.0	.0	.0	.0	8,659	.0	.0	.0	82	09/20/2031	1FE
11043X-AA-1	BRITISH AIR 19-1 AA PTT		03/06/2020	BARCLAYS CAPITAL INC		5,940,318	5,499,479	5,499,479	5,499,479	.0	.0	.0	.0	.0	5,499,479	.0	440,838	440,838	42,850	12/15/2032	1FE
125238-AA-9	CC TUGS LLC		03/31/2020	SINKING FUND REDEMPTION		69,299	69,299	69,299	69,299	.0	.0	.0	.0	.0	69,299	.0	.0	.0	1,109	09/30/2030	3PL
12523Z-BN-9	CIGNA CORPORATION		03/31/2020	CORPORATE ACTION		10,387,717	10,000,000	9,914,700	9,980,734	.0	390,192	.0	390,192	.0	10,370,926	.0	16,791	16,791	179,444	11/15/2021	2FE
12553X-AD-5	CIM 18-INV1		03/01/2020	MBS PAYDOWN		100,002	100,002	99,400	100,045	.0	(43)	.0	(43)	.0	100,002	.0	.0	.0	643	08/25/2048	1FM
12554C-BA-5	CIM 18-J1		03/01/2020	INTEREST ONLY PAYMENT		.0	.0	152,464	152,464	.0	(6,532)	.0	(6,532)	.0	.0	.0	.0	.0	7,693	03/25/2048	1FE
12554T-AC-5	CIM 19-INV2		03/01/2020	MBS PAYDOWN		489,303	489,303	502,962	489,710	.0	(407)	.0	(407)	.0	489,303	.0	.0	.0	3,247	05/25/2049	1FE
12555D-AA-3	CIM 19-INV1		03/01/2020	MBS PAYDOWN		693,808	693,808	705,157	694,113	.0	(306)	.0	(306)	.0	693,808	.0	.0	.0	4,787	02/25/2049	1FE
12556M-AB-0	CIM 19-J1		03/01/2020	MBS PAYDOWN		729,427	729,427	739,229	729,579	.0	(152)	.0	(152)	.0	729,427	.0	.0	.0	3,732	08/25/2049	1FM
12557L-AC-9	CIM 19-INV3		03/01/2020	MBS PAYDOWN		322,014	322,014	326,402	322,093	.0	(78)	.0	(78)	.0	322,014	.0	.0	.0	1,932	08/25/2049	1FE
12557L-AQ-8	CIM 19-INV3		03/01/2020	MBS PAYDOWN		136,872	136,872	137,890	136,888	.0	(16)	.0	(16)	.0	136,872	.0	.0	.0	821	08/25/2049	1FE
12558T-AN-7	CIM 19-J2		03/01/2020	MBS PAYDOWN		342,196	342,196	344,977	342,278	.0	(82)	.0	(82)	.0	342,196	.0	.0	.0	2,333	10/25/2049	1FE
12566X-AL-2	CMALT 07-A7 2A2		03/25/2020	MBS PAYDOWN		16,858	16,858	20,496	16,341	.0	517	.0	517	.0	16,858	.0	.0	.0	1,178	07/25/2037	1FM
12637H-AL-2	CSMC 06-4 1A11		03/01/2020	MBS PAYDOWN		3,282	3,282	2,859	3,281	.0	.1	.0	.1	.0	3,282	.0	.0	.0	34	05/25/2036	2FM
12648H-AK-1	CSMC 14-1VR2		03/01/2020	MBS PAYDOWN		340,557	340,557	344,799	340,630	.0	(73)	.0	(73)	.0	340,557	.0	.0	.0	1,828	04/25/2044	1FM
12653B-AL-4	CSIF 18-TOP		03/15/2020	MBS PAYDOWN		617,639	617,639	617,639	617,639	.0	.0	.0	.0	.0	617,639	.0	.0	.0	4,404	08/15/2035	1FM
126670-GR-3	CWLT 05-13 AF4		03/01/2020	MBS PAYDOWN		69,032	103,407	64,522	68,639	.0	392	.0	392	.0	69,032	.0	.0	.0	966	04/25/2036	1FM
12667F-S7-1	CWLT 04-J12 X		03/01/2020	INTEREST ONLY PAYMENT		.0	.0	711	.0	.0	.0	.0	.0	.0	.0	.0	.0	.0	44	01/25/2035	5G1
12667F-T8-8	CWLT 05-J1 2A1		03/01/2020	MBS PAYDOWN		14,614	14,614	14,842	14,614	.0	.0	.0	.0	.0	14,614	.0	.0	.0	133	02/25/2025	1FM
12667G-GA-5	CWLT 05-19CB A2		03/25/2020	MBS PAYDOWN		22,055	22,055	22,355	21,684	.0	73	.0	73	.0	21,757	.0	.0	.0	496	06/25/2035	1FM
12667G-LD-3	CWLT 05-23CB A3		03/25/2020	MBS PAYDOWN		6,191	6,191	6,437	6,172	.0	19	.0	19	.0	6,191	.0	.0	.0	159	07/25/2035	1FM
12667G-TM-5	CWLT 05-26CB A1		03/25/2020	MBS PAYDOWN		8,706	8,706	7,005	7,967	.0	6	.0	6	.0	7,972	.0	.0	.0	36	07/25/2035	1FM
12667G-YX-5	CWLT 05-31		03/25/2020	MBS PAYDOWN		102,266	102,266	96,258	102,083	.0	182	.0	182	.0	102,266	.0	.0	.0	414	08/25/2035	1FM
12668A-KU-8	CWLT 05-53T2 2A6		03/25/2020	MBS PAYDOWN		3,375	3,947	2,299	3,243	108	24	.0	132	.0	3,375	.0	.0	.0	12	11/25/2035	1FM
12668A-NB-7	CWLT 05-55CB 2A4		03/25/2020	MBS PAYDOWN		11,057	14,817	14,956	11,020	.0	37	.0	37	.0	11,057	.0	.0	.0	403	11/25/2035	1FM
12668B-SN-4	CWLT 06-6CB 2A8		03/25/2020	INTEREST ONLY PAYMENT		.0	.0	152	.0	.0	.0	.0	.0	.0	.0	.0	.0	.0	622	05/25/2036	6FE
12668B-WF-6	CWLT 06-11CB 3A1		03/01/2020	MBS PAYDOWN		26,972	32,111	32,485	26,986	.0	(13)	.0	(13)	.0	26,972	.0	.0	.0	269	05/25/2036	1FM
12668B-XG-3	CWLT 06-12CB A11		03/25/2020	MBS PAYDOWN		12,877	20,257	20,409	12,825	.0	52	.0	52	.0	12,877	.0	.0	.0	715	05/25/2036	1FM
12669E-EH-5	CWHL 03-15 1A2		03/25/2020	VARIOUS		95	106	106	10	.0	85	.0	85	.0	95	.0	.0	.0	1	05/25/2021	1FM
12669F-AU-7	CWHL 03-56		03/01/2020	MBS PAYDOWN		83,490	83,490	83,073	83,503	.0	(13)	.0	(13)	.0	83,490	.0	.0	.0	423	12/25/2033	1FM
12669F-QA-4	CWHL 04-3 A26		01/01/2020	MBS PAYDOWN		2,216	2,216	2,288	2,216	.0	.0	.0	.0	.0	2,216	.0	.0	.0	10	04/25/2034	1FM
12669G-NP-2	CWHL 05-7 2A1		03/25/2020	MBS PAYDOWN		3,503	3,503	3,503	3,488	.0	15	.0	15	.0	3,503	.0	.0	.0	12	03/25/2035	2FM
12669G-UA-1	CWHL 05-J2 2A3		03/25/2020	MBS PAYDOWN		4,315	4,315	3,927	4,204	.0	111	.0	111	.0	4,315	.0	.0	.0	87	08/25/2035	1FM
131347-CA-2	CALPINE CORP		01/21/2020	CORPORATE ACTION		6,756,000	6,756,000	6,997,150	6,756,000	.0	.0	.0	.0	.0	6,756,000	.0	.0	.0	209,436	01/15/2022	3FE
14315X-AC-2	CARNIX 20-1		02/27/2020	TD SECURITIES USA		7,582,031	7,500,000	7,498,529	.0	.0	(99)	.0	(99)	.0	7,498,430	.0	83,602	83,602	14,175	12/16/2024	1FE
147528-E*-0	CASEYS GENERAL STORES INC.	PRVT	03/30/2020	MATURITY		1,125,000	1,125,000	1,125,000	1,125,000	.0	.0	.0	.0	.0	1,125,000	.0	.0	2	32,175	03/30/2020	2
14986D-AH-3	CD 06-CD3 AM AM		01/01/2020	MBS PAYDOWN		83,886	83,886	81,456	83,886	.0	.0	.0	.0	.0	83,886	.0	.0	.0	395	10/15/2048	1FM
15135B-AH-4	CENTENE ESCROW CORP		03/06/2020	CORPORATE ACTION		680,213	660,000	660,000	660,000	.0	20,213	.0	20,213	.0	680,213	.0	.0	.0	22,571	02/15/2024	3FE
152314-LS-7	CHE 04-D MIV3		03/25/2020	MBS PAYDOWN		2,957	2,957	2,943	2,943	.0	6	.0	6	.0	2,949	.0	8	8	18	09/25/2034	1FM
16158R-AC-0	CHASE 19-ATR1		03/01/2020	MBS PAYDOWN		743,694	743,694	752,874	744,031	.0	(336)	.0	(336)	.0	743,694	.0	.0	.0	4,727	04/25/2049	1FM
16158R-AM-8	CHASE 19-ATR1		03/25/2020	INTEREST ONLY PAYMENT		.0	.0	125,219	8,446	.0	(8,446)	.0	(8,446)	.0	.0	.0	.0	.0	11,310	04/25/2049	1FE
16158R-AU-0	CHASE 19-ATR1		03/01/2020	INTEREST ONLY PAYMENT		.0	.0	82,630	6,021	.0	(6,021)	.0	(6,021)	.0	.0	.0	.0	.0	9,486	04/25/2049	1FE
16158R-AX-4	CHASE 19-ATR1		03/01/2020	INTEREST ONLY PAYMENT		.0	.0	12,776	822	.0	(822)	.0	(822)	.0	.0	.0	.0	.0	1,237	04/25/2049	1FE
16159G-AC-3	CHASE 19-ATR2		03/01/2020	MBS PAYDOWN		817,511	817,511	826,708	817,												

STATEMENT AS OF MARCH 31, 2020 OF THE VOYA RETIREMENT INSURANCE AND ANNUITY COMPANY

**SCHEDULE D - PART 4**

Show All Long-Term Bonds and Stock Sold, Redeemed or Otherwise Disposed of During the Current Quarter

1	2	3	4	5	6	7	8	9	10	Change In Book/Adjusted Carrying Value					16	17	18	19	20	21	22
										11	12	13	14	15							
CUSIP Identification	Description	Foreign	Disposal Date	Name of Purchaser	Number of Shares of Stock	Consideration	Par Value	Actual Cost	Prior Year Book/Adjusted Carrying Value	Unrealized Valuation Increase/(Decrease)	Current Year's (Amortization)/Accretion	Current Year's Other Than Temporary Impairment Recognized	Total Change in Book/Adjusted Carrying Value (11 + 12 - 13)	Total Foreign Exchange Change in Book /Adjusted Carrying Value	Book/Adjusted Carrying Value at Disposal Date	Foreign Exchange Gain (Loss) on Disposal	Realized Gain (Loss) on Disposal	Total Gain (Loss) on Disposal	Bond Interest/Stock Dividends Received During Year	Stated Contractual Maturity Date	NAIC Designation and Administrative Symbol
16159W-BD-5	CHASE 19-1		03/25/2020	INTEREST ONLY PAYMENT		.0	.0	157,712	6,588	.0	(6,588)	.0	(6,588)	.0	.0	.0	.0	.0	11,176	03/25/2050	1FE
16159W-BH-6	CHASE 19-1		03/01/2020	MBS PAYDOWN		246,539	246,539	248,734	246,590	.0	(51)	.0	(51)	.0	246,539	.0	.0	.0	1,717	03/25/2050	1FM
16159W-BP-8	CHASE 19-1		03/01/2020	INTEREST ONLY PAYMENT		.0	.0	8,447	.0	.0	(364)	.0	(364)	.0	.0	.0	.0	.0	580	03/25/2050	1FE
16165T-AB-9	CFLX_05-1 1A2		03/01/2020	MBS PAYDOWN		8,105	8,105	8,246	8,103	.0	.2	.0	.2	.0	8,105	.0	.0	.0	64	02/25/2035	1FM
16384Y-AF-4	CHEMOURS COMPANY		03/31/2020	SINKING FUND REDEMPTION		12,563	12,563	12,123	12,563	.0	.0	.0	.0	.0	12,563	.0	.0	.0	109	04/03/2025	3FE
167885-A#-9	CHICAGO PARKING METERS LLC		03/30/2020	VARIOUS		231,459	231,459	231,459	231,459	.0	.0	.0	.0	.0	231,459	.0	.0	.0	8,102	12/30/2033	2PL
171265-A#-0	CHUGACH ELECTRIC ASSOCIATION INC.		03/15/2020	SINKING FUND REDEMPTION		330,000	330,000	330,000	330,000	.0	.0	.0	.0	.0	330,000	.0	.0	.0	7,838	03/15/2041	1
171265-B#-7	CHUGACH ELECTRIC ASSOCIATION INC.		03/15/2020	SINKING FUND REDEMPTION		560,000	560,000	560,000	560,000	.0	.0	.0	.0	.0	560,000	.0	.0	.0	9,604	03/15/2037	1
171798-AD-3	CIMAREX ENERGY CO.		03/31/2020	BANK OF AMERICA SECURITIES LLC		2,579,500	3,850,000	3,699,927	3,720,031	.0	3,775	.0	3,775	.0	3,723,806	.0	(1,144,306)	(1,144,306)	56,951	05/15/2027	2FE
17290Y-AW-8	CGMIT_16-C1		03/01/2020	INTEREST ONLY PAYMENT		.0	.0	7,504	.0	.0	(104)	.0	(104)	.0	.0	.0	.0	.0	231	05/12/2049	1FE
17307G-AU-2	CMLTI_03-UP3 A2		03/01/2020	MBS PAYDOWN		6,717	6,717	7,105	6,727	.0	(10)	.0	(10)	.0	6,717	.0	.0	.0	85	09/25/2033	1FM
17307G-EB-7	CMLTI_05-8 14A4		03/01/2020	MBS PAYDOWN		141,266	142,609	104,789	140,356	.0	910	.0	910	.0	141,266	.0	.0	.0	1,007	10/25/2035	1FM
17307G-ZK-7	CMLTI_05-5 34A4		03/01/2020	MBS PAYDOWN		44,405	46,270	44,271	43,999	.0	406	.0	406	.0	44,405	.0	.0	.0	340	10/25/2035	1FM
17321R-AM-8	CGMIT_13-GC17		01/08/2020	BARCLAYS CAPITAL INC		3,224,666	3,075,000	2,942,871	2,983,314	.0	416	.0	416	.0	2,983,730	.0	240,936	240,936	17,411	11/10/2046	2FM
17323M-AD-7	CMLTI_15-A		03/01/2020	MBS PAYDOWN		24,284	24,284	25,287	24,297	.0	(13)	.0	(13)	.0	24,284	.0	.0	.0	160	06/25/2058	1FM
17325H-BU-7	CGMIT_17-P7		03/01/2020	INTEREST ONLY PAYMENT		.0	.0	11,159	129	.0	(129)	.0	(129)	.0	.0	.0	.0	.0	278	04/14/2050	1FE
17326C-BE-3	CGMIT_17-B1		03/01/2020	INTEREST ONLY PAYMENT		.0	.0	4,664	53	.0	(53)	.0	(53)	.0	.0	.0	.0	.0	113	08/15/2050	1FE
17326D-AJ-1	CGMIT_17-P8		03/01/2020	INTEREST ONLY PAYMENT		.0	.0	3,000	32	.0	(32)	.0	(32)	.0	.0	.0	.0	.0	71	09/15/2050	1FE
17326F-AF-4	CGMIT_17-C4		03/01/2020	INTEREST ONLY PAYMENT		.0	.0	5,289	60	.0	(60)	.0	(60)	.0	.0	.0	.0	.0	133	10/12/2050	1FE
184691-A#-0	CLEARBRIDGE ENERGY MIDSTREAM OPP FUND		03/27/2020	PRIVATE DIRECT		2,165,773	2,131,638	2,131,638	2,131,638	.0	34,134	.0	34,134	.0	2,165,773	.0	.0	.0	42,619	10/15/2023	1FE
184691-A#-2	CLEARBRIDGE ENERGY MIDSTREAM OPP FUND		03/27/2020	PRIVATE DIRECT		3,370,674	3,317,550	3,317,550	3,317,550	.0	53,125	.0	53,125	.0	3,370,674	.0	.0	.0	57,211	10/15/2020	1FE
184691-B*-3	CLEARBRIDGE ENERGY MIDSTREAM OPP FUND		03/27/2020	PRIVATE DIRECT		1,785,939	1,757,791	1,757,791	1,757,791	.0	28,148	.0	28,148	.0	1,785,939	.0	.0	.0	36,314	10/15/2025	1FE
184692-C*-0	CLEARBRIDGE AMERICAN ENERGY MLP FUND INC		03/27/2020	PRIVATE DIRECT		2,077,772	2,041,255	2,041,255	2,041,255	.0	36,517	.0	36,517	.0	2,077,772	.0	.0	.0	34,322	04/30/2026	1FE
18976G-AL-0	CMALT_07-A6 1A11		03/01/2020	MBS PAYDOWN		2,995	3,389	3,103	2,997	.0	(2)	.0	(2)	.0	2,995	.0	.0	.0	30	06/25/2037	2FM
190749-AG-6	CIICI_06-C1 10		03/01/2020	INTEREST ONLY PAYMENT		.0	.0	128	10	.0	(10)	.0	(10)	.0	.0	.0	.0	.0	34	08/15/2048	1FE
20267V-AC-1	CBSLT_17-AGS		03/25/2020	MBS PAYDOWN		87,284	87,284	87,279	87,242	.0	41	.0	41	.0	87,284	.0	.0	.0	488	05/25/2041	1FE
20267X-AC-7	CBSLT_18-CGS		03/25/2020	MBS PAYDOWN		236,449	236,449	236,395	236,200	.0	249	.0	249	.0	236,449	.0	.0	.0	1,595	02/25/2046	1FE
20267X-AD-5	CBSLT_18-CGS		03/25/2020	MBS PAYDOWN		491,738	491,738	491,691	491,179	.0	559	.0	559	.0	491,738	.0	.0	.0	3,435	02/25/2046	1FE
20269D-AD-7	CBSLT_18-AGS		03/25/2020	MBS PAYDOWN		157,920	157,920	157,884	157,791	.0	129	.0	129	.0	157,920	.0	.0	.0	902	02/25/2044	1FE
20753M-AF-5	CAS_19-R03		03/25/2020	MBS PAYDOWN		286,968	286,968	287,438	.0	.0	.0	.0	.0	286,968	.0	.0	.0	873	09/25/2031	2FM	
20753Q-AE-9	CAS_18-R07		03/25/2020	MBS PAYDOWN		191,466	191,466	176,388	.0	.0	.0	.0	.0	191,466	.0	.0	.0	621	04/25/2031	1FM	
212015-AN-1	CONTINENTAL RESOURCES INC		03/31/2020	BANK OF AMERICA SECURITIES LLC		2,420,500	4,700,000	4,683,268	4,691,874	.0	430	.0	430	.0	4,692,304	.0	(2,271,804)	(2,271,804)	60,029	06/01/2024	2FE
212168-AA-6	CONTINENTAL WIND LLC		02/29/2020	SINKING FUND REDEMPTION		229,744	229,744	238,671	229,744	.0	.0	.0	.0	.0	229,744	.0	.0	.0	6,892	02/28/2033	2FE
22160K-AG-0	COSTCO WHOLESALE CORP		02/15/2020	MATURITY		7,000,000	7,000,000	6,992,650	6,999,813	.0	187	.0	187	.0	7,000,000	.0	.0	.0	61,250	02/15/2020	1FE
22540A-7C-6	CSFB_01-HE17 A10		03/25/2020	INTEREST ONLY PAYMENT		.0	.0	2,536	.0	.0	.0	.0	.0	.0	.0	.0	.0	.0	192	01/25/2032	3FE
22541Q-YG-1	CSFB_03-25		03/01/2020	MBS PAYDOWN		21,990	21,990	23,158	22,009	.0	(19)	.0	(19)	.0	21,990	.0	.0	.0	117	10/25/2033	3FM
22545B-2J-6	CSFB_05-8 8A1		03/01/2020	MBS PAYDOWN		3,428	3,567	3,713	3,466	.0	(38)	.0	(38)	.0	3,428	.0	.0	.0	65	09/25/2035	1FM
22944B-AU-2	CSMC_07-5 3A1		03/25/2020	MBS PAYDOWN		14,271	16,152	9,279	14,164	.0	107	.0	107	.0	14,271	.0	.0	.0	57	08/25/2037	1FM
233046-AF-8	DNKN_17-1A		02/20/2020	MBS PAYDOWN		33,750	33,750	33,750	33,750	.0	.0	.0	.0	.0	33,750	.0	.0	.0	340	11/20/2047	2FE
233046-AL-5	DNKN_19-1A		02/20/2020	MBS PAYDOWN		12,500	12,500	12,500	12,500	.0	.0	.0	.0	.0	12,500	.0	.0	.0	136	05/20/2049	2FE
23321P-BC-1	DLJMA_92-5 A2		03/01/2020	MBS PAYDOWN		2,505	2,505	2,588	2,505	.0	(1)	.0	(1)	.0	2,505	.0	.0	.0	35	07/25/2022	1FM
233293-AP-4	DPL INC		02/28/2020	VARIOUS		4,694,363	4,922,000	4,737,425	4,744,643	.0	2,273	.0	2,273	.0	4,746,916	.0	(52,553)	(52,553)	77,226	04/15/2029	2FE
247361-2T-8	DELTA AIR LINES INC		03/26/2020	SEAPORT GROUP SINKING FUND REDEMPTION		2,567,500	3,250,000	3,236,838	3,237,029	.0	271	.0	271	.0	3,237,300	.0	(669,800)	(669,800)	51,458	10/28/2029	2FE
24736X-AA-6	DELTA AIR LINES INC		01/30/2020	SINKING FUND REDEMPTION		109,578	109,578	109,578	109,578	.0	.0	.0	.0	.0	109,578	.0	.0	.0	1,986	07/30/2027	1FE
25755T-AG-5	DPABS_17-1A		01/25/2020	MBS PAYDOWN		10,250	10,250	10,036	10,247	.0	3	.0	3	.0	10,250	.0	.0	.0	79	07/25/2047	2FE
25755T-AH-3	DPABS_17-1A		01/25/2020	MBS PAYDOWN		11,250	11,250	11,250	11,250	.0	.0	.0	.0	.0	11,250	.0	.0	.0	116	07/25/2047	2FE
25755T-AJ-9	DPABS_18-1A		01/25/2020	MBS PAYDOWN		31,500	31,500	31,500	31,500	.0	.0	.0	.0	.0	31,500	.0	.0	.0	324	07/25/2048	2FE
25755T-AL-4	DPABS_18-1A		01/25/2020	MBS PAYDOWN		8,750	8,750	8,750	8,750	.0	.0	.0	.0	.0	8,750	.0	.0	.0	59	10/25/2049	2FE
2620RL-AD-0	HONK_19-1A		01/20/2020	MBS PAYDOWN		7,500	7,500	7,500	7,500	.0	.0	.0	.0	.0	7,500	.0	.0	.0	87	04/20/2049	2FE
268571-AB-2	ELFI_18-A		03/25/2020	MBS PAYDOWN		113,354	113,354	113,341	113,175	.0	179	.0	179	.0	113,354	.0	.0	.0	671	08/25/2042	1FE
26860#-AA-8	EIF P10 P100 LLC		01/13/2020	PRIOR YEAR INCOME		.0	.0	.0	.0	.0	.0	.0	.0	.0	.0	.0	.0	.0	213	12/31/2041	2PL

E05.24

STATEMENT AS OF MARCH 31, 2020 OF THE VOYA RETIREMENT INSURANCE AND ANNUITY COMPANY

**SCHEDULE D - PART 4**

Show All Long-Term Bonds and Stock Sold, Redeemed or Otherwise Disposed of During the Current Quarter

1	2	3	4	5	6	7	8	9	10	Change In Book/Adjusted Carrying Value					16	17	18	19	20	21	22
										11	12	13	14	15							
CUSIP Identification	Description	Foreign	Disposal Date	Name of Purchaser	Number of Shares of Stock	Consideration	Par Value	Actual Cost	Prior Year Book/ Adjusted Carrying Value	Unrealized Valuation Increase/ (Decrease)	Current Year's (Amortization)/ Accretion	Current Year's Other Than Temporary Impairment Recognized	Total Change in Book/ Adjusted Carrying Value (11 + 12 - 13)	Total Foreign Exchange Change in Book /Adjusted Carrying Value	Book/ Adjusted Carrying Value at Disposal Date	Foreign Exchange Gain (Loss) on Disposal	Realized Gain (Loss) on Disposal	Total Gain (Loss) on Disposal	Bond Interest/ Stock Dividends Received During Year	Stated Contractual Maturity Date	NAIC Designation and Administrative Symbol
28047H-AC-2	EDGEWOOD PARTNERS HOLDINGS LLC		03/31/2020	SINKING FUND REDEMPTION		1,567	1,567	1,567	1,567	.0	.0	.0	.0	.0	1,567	.0	.0	.0	.24	09/08/2024	3PL
28258#-AA-4	8POINT3 SOLAR INVESTCO 1 LLC		02/29/2020	VARIOUS		191,595	191,595	191,595	191,595	.0	.0	.0	.0	.0	191,595	.0	.0	.0	3,288	11/30/2035	2PL
29278N-AK-9	ENERGY TRANSFER LP		01/30/2020	CORPORATE ACTION		5,672,670	5,657,670	5,657,670	5,485,454	.0	205,555	.0	205,555	.0	5,691,009	.0	(18,339)	(18,339)	119,547	10/15/2020	2FE
29429E-AF-8	CGCMT 16-P4		03/01/2020	INTEREST ONLY PAYMENT		.0	.0	4,929	.0	.0	(70)	.0	(70)	.0	.0	.0	.0	.0	158	07/10/2049	1FE
30247D-AE-1	FFML 06-FF13		03/25/2020	MBS PAYDOWN		104,913	104,913	78,477	104,506	.0	407	.0	407	.0	104,913	.0	.0	.0	343	10/25/2036	1FM
30311K-AC-0	FR FLOW CONTROL CB LLC		03/31/2020	SINKING FUND REDEMPTION		20,520	20,520	20,209	12,865	.0	146	.0	146	.0	20,520	.0	.0	.0	337	06/28/2026	4FE
30676J-AC-2	FALMOUTH HOLDINGS GROUP CO - TL		02/06/2020	SINKING FUND REDEMPTION		8,996,486	8,996,486	8,961,767	8,976,728	.0	19,758	.0	19,758	.0	8,996,486	.0	.0	.0	76,609	12/11/2021	2FE
31620M-AQ-9	FIDELITY NATIONAL INFORMATION SERV		01/02/2020	CORPORATE ACTION		2,121,955	2,000,000	1,996,340	1,998,395	.0	121,955	.0	121,955	.0	2,120,350	.0	1,605	1,605	19,250	10/15/2022	2FE
32051G-KH-7	FHAMS 05-FA3 1APO		03/01/2020	MBS PAYDOWN		2,285	2,285	1,601	2,281	.0	.3	.0	.3	.0	2,285	.0	.0	.0	.0	05/25/2035	1FM
32051G-KL-8	FHAMS 05-FA3 2APO		03/01/2020	MBS PAYDOWN		229	229	184	167	.0	62	.0	62	.0	229	.0	.0	.0	.0	05/25/2020	1FM
33851H-AC-7	FSMT 18-2		03/01/2020	MBS PAYDOWN		921,888	921,888	932,547	922,091	.0	(203)	.0	(203)	.0	921,888	.0	.0	.0	6,254	04/25/2048	1FM
33851Y-AC-0	FSMT 20-11NV		03/01/2020	MBS PAYDOWN		81,943	81,943	83,121	.0	.0	(20)	.0	(20)	.0	81,943	.0	.0	.0	205	03/25/2050	1FE
33852A-AM-9	FSMT 19-11NV		03/25/2020	INTEREST ONLY PAYMENT		.0	.0	575,186	23,392	.0	(23,392)	.0	(23,392)	.0	.0	.0	.0	.0	37,675	10/25/2049	1FE
33852A-AR-8	FSMT 19-11NV		03/01/2020	MBS PAYDOWN		79,666	79,666	80,437	79,678	.0	(13)	.0	(13)	.0	79,666	.0	.0	.0	515	10/25/2049	1FE
33972P-AA-7	FLNG LIQUEFACTION 2 LLC		03/31/2020	SINKING FUND REDEMPTION		398,350	398,350	391,381	391,381	.0	.0	.0	.0	.0	391,381	.0	6,969	6,969	8,216	03/31/2038	2FE
34531M-AB-4	FORDL 20-A		02/27/2020	VARIOUS		9,029,531	9,000,000	8,999,492	.0	(1,637)	.0	(1,637)	.0	8,997,854	.0	31,677	31,677	15,300	07/15/2022	1FE	
345397-VM-2	FORD MOTOR CREDIT CO LLC		01/15/2020	MATURITY		755,000	755,000	742,195	754,930	.0	.70	.0	.70	.0	755,000	.0	.0	.0	30,672	01/15/2020	3FE
361841-AD-1	QLP CAPITAL LP / QLP FINANCING II		03/08/2020	CORPORATE ACTION		1,202,492	1,175,000	1,184,375	1,175,975	.0	26,276	.0	26,276	.0	1,202,251	.0	241	241	20,208	11/01/2020	2FE
36228F-PF-7	GSR 03-3F 2A1		03/01/2020	MBS PAYDOWN		2,972	2,972	2,957	2,972	.0	.0	.0	.0	.0	2,972	.0	.0	.0	22	04/25/2033	1FM
36228F-XX-9	GSR 03-10 1A1		03/01/2020	MBS PAYDOWN		1,782	1,782	1,810	1,784	.0	(2)	.0	(2)	.0	1,782	.0	.0	.0	9	10/25/2033	1FM
3622LP-AJ-8	GPT 18-GPP		01/15/2020	MBS PAYDOWN		2,632,000	2,632,000	2,632,000	2,632,000	.0	.0	.0	.0	.0	2,632,000	.0	.0	.0	7,117	06/15/2035	1FE
362341-XE-4	GSR 05-AR7 5A1		03/01/2020	MBS PAYDOWN		7,506	5,680	5,241	7,488	.0	.18	.0	.18	.0	7,506	.0	.0	.0	39	11/25/2035	1FM
362351-AB-4	GSA 06-20 1A2		03/25/2020	MBS PAYDOWN		14,045	14,045	7,523	14,012	.0	33	.0	33	.0	14,045	.0	.0	.0	46	12/25/2046	1FM
36242D-7K-3	GSR 05-5F 8A1		03/25/2020	MBS PAYDOWN		2,405	2,405	2,405	2,405	.0	.0	.0	.0	.0	2,405	.0	.0	.0	8	06/25/2035	1FM
36242D-T5-2	GSIPS 05-PP2 1AF 144A		03/25/2020	MBS PAYDOWN		43,615	43,615	43,545	43,545	.0	44	.0	44	.0	43,590	.0	25	25	149	03/25/2035	1FM
36251P-AF-1	GSMS 16-GS3		03/01/2020	INTEREST ONLY PAYMENT		.0	.0	4,154	54	.0	(54)	.0	(54)	.0	.0	.0	.0	.0	126	10/10/2049	1FE
36251X-AE-7	GSMS 16-GS4		01/08/2020	CITIGROUP GLOBAL MARKETS INC		6,432,500	8,000,000	5,420,195	5,863,955	.0	4,076	.0	4,076	.0	5,868,032	.0	564,468	564,468	33,735	11/10/2049	1FM
36257L-AA-5	GSMS 19-PJ2		03/01/2020	MBS PAYDOWN		806,516	806,516	824,410	807,059	.0	(544)	.0	(544)	.0	806,516	.0	.0	.0	5,534	11/25/2049	1FM
36257L-AL-1	GSMS 19-PJ2		03/01/2020	INTEREST ONLY PAYMENT		.0	.0	517,457	37,016	.0	(37,016)	.0	(37,016)	.0	.0	.0	.0	.0	56,981	11/25/2049	1FE
36257Q-AA-4	GSMS 19-PJ3		03/01/2020	MBS PAYDOWN		518,434	518,434	524,024	518,572	.0	(137)	.0	(137)	.0	518,434	.0	.0	.0	3,568	03/25/2050	1FM
36257Q-AQ-9	GSMS 19-PJ3		03/01/2020	MBS PAYDOWN		9,892	9,892	10,460	9,898	.0	(6)	.0	(6)	.0	9,892	.0	.0	.0	68	03/25/2050	1FM
36257Q-AR-7	GSMS 19-PJ3		03/01/2020	MBS PAYDOWN		12,860	12,860	13,525	12,867	.0	(7)	.0	(7)	.0	12,860	.0	.0	.0	88	03/25/2050	1FM
36257T-AA-8	GSMS 19-PJ1		03/01/2020	MBS PAYDOWN		462,669	462,669	468,019	462,843	.0	(173)	.0	(173)	.0	462,669	.0	.0	.0	3,026	08/25/2049	1FM
36258F-AA-7	GSMS 20-PJ1		03/01/2020	VARIOUS		115,346	115,346	117,599	.0	.0	(52)	.0	(52)	.0	115,346	.0	.0	.0	549	05/25/2050	1FE
36259K-AB-3	GMALT 20-1		02/27/2020	SECURITIES LLC		10,018,359	10,000,000	9,999,580	.0	.0	15	.0	15	.0	9,999,595	.0	18,764	18,764	6,031	04/20/2022	1FE
36262D-AA-6	GSMS 20-PJ2		03/01/2020	MBS PAYDOWN		44,168	44,168	45,190	.0	.0	(13)	.0	(13)	.0	44,168	.0	.0	.0	129	07/25/2050	1FE
36298X-AA-0	GSIPS 06-PP2 1AF1 144A		03/25/2020	MBS PAYDOWN		38,491	64,443	57,646	38,361	.0	130	.0	130	.0	38,491	.0	.0	.0	171	04/25/2036	1FM
36417J-BU-2	GFMT 18-1		03/01/2020	MBS PAYDOWN		11,210	11,210	11,161	11,209	.0	.0	.0	.0	.0	11,210	.0	.0	.0	71	11/25/2057	1FM
36418A-AG-2	GFMT 19-2		03/01/2020	MBS PAYDOWN		1,176,733	1,176,733	1,197,469	1,177,460	.0	(727)	.0	(727)	.0	1,176,733	.0	.0	.0	7,009	06/25/2059	1FM
36418W-AG-4	GFMT 19-1		03/01/2020	MBS PAYDOWN		345,149	345,149	350,700	345,347	.0	(197)	.0	(197)	.0	345,149	.0	.0	.0	2,320	02/25/2059	1FM
364725-BE-0	GANNETT CO INC		02/11/2020	CORPORATE ACTION		1,588,044	1,555,000	1,566,607	1,556,407	.0	32,873	.0	32,873	.0	1,589,280	.0	(1,236)	(1,236)	31,942	10/15/2023	3FE
38141E-A5-8	GOLDMAN SACHS GROUP INC		03/15/2020	MATURITY		14,500,000	14,500,000	14,157,055	14,489,870	.0	10,130	.0	10,130	.0	14,500,000	.0	.0	.0	389,688	03/15/2020	1FE
39278*-AA-1	GREEN COUNTRY ENERGY LLC PRVT		02/10/2020	VARIOUS		19,397	19,397	19,397	19,397	.0	.0	.0	.0	.0	19,397	.0	.0	.0	350	02/10/2024	4FE
39813#-AA-9	GRIDFLEX GENERATION LLC		03/31/2020	SINKING FUND REDEMPTION		743,858	743,858	743,858	743,858	.0	.0	.0	.0	.0	743,858	.0	.0	.0	9,689	12/31/2030	2PL
40432B-BG-3	HALO 07-2 APO		03/01/2020	MBS PAYDOWN		2,145	2,145	2,076	2,172	.0	(27)	.0	(27)	.0	2,145	.0	.0	.0	.0	09/25/2037	1FM
406216-BG-5	HALLIBURTON CO		03/05/2020	CORPORATE ACTION		265,206	234,000	233,342	233,585	.0	11	.0	11	.0	233,596	.0	31,610	31,610	2,717	11/15/2025	2FE
41161P-LG-6	HVML 05-1 X		03/01/2020	INTEREST ONLY PAYMENT		.0	.0	29,141	492	.0	(492)	.0	(492)	.0	.0	.0	.0	.0	2,858	03/19/2035	5G1
41165A-AB-8	HVML 07-5		03/19/2020	MBS PAYDOWN		136,118	136,118	121,826	135,750	.0	368	.0	368	.0	136,118	.0	.0	.0	389	09/19/2037	1FM
42809H-AD-9	HESS CORP		03/27/2020	BARCLAYS CAPITAL INC		1,260,940	1,882,000	1,868,901	1,870,998	.0	.3	.0	.3	.0	1,871,001	.0	(610,061)	(610,061)	13,467	02/15/2041	3FE
44416*-AB-2	HUDSON TRANSMISSION PARTNERS LLC		02/29/2020	SINKING FUND REDEMPTION		82,567	82,567	82,567	82,567	.0	.0	.0	.0	.0	82,567	.0	.0	.0	.0	05/31/2033	2PL

E05.25



STATEMENT AS OF MARCH 31, 2020 OF THE VOYA RETIREMENT INSURANCE AND ANNUITY COMPANY

**SCHEDULE D - PART 4**

Show All Long-Term Bonds and Stock Sold, Redeemed or Otherwise Disposed of During the Current Quarter

1	2	3	4	5	6	7	8	9	10	Change In Book/Adjusted Carrying Value					16	17	18	19	20	21	22
										11	12	13	14	15							
CUSIP Identification	Description	Foreign	Disposal Date	Name of Purchaser	Number of Shares of Stock	Consideration	Par Value	Actual Cost	Prior Year Book/Adjusted Carrying Value	Unrealized Valuation Increase/(Decrease)	Current Year's (Amortization)/Accretion	Current Year's Other Than Temporary Impairment Recognized	Total Change in Book/Adjusted Carrying Value (11 + 12 - 13)	Total Foreign Exchange Change in Book/Adjusted Carrying Value	Book/Adjusted Carrying Value at Disposal Date	Foreign Exchange Gain (Loss) on Disposal	Realized Gain (Loss) on Disposal	Total Gain (Loss) on Disposal	Bond Interest/Stock Dividends Received During Year	Stated Contractual Maturity Date	NAIC Designation and Administrative Symbol
44416*-AE-6	HUDSON TRANSMISSION PARTNERS LLC		02/29/2020	SINKING FUND REDEMPTION		8,522	8,522	8,522	8,522	.0	.0	.0	.0	.0	8,522	.0	.0	.0	.0	.11/30/2032	2PL
44416*-AF-3	HUDSON TRANSMISSION PARTNERS LLC		02/29/2020	SINKING FUND REDEMPTION		6,612	6,612	6,612	6,612	.0	.0	.0	.0	.0	6,612	.0	.0	.0	.0	.11/30/2032	2PL
44416*-AG-1	HUDSON TRANSMISSION PARTNERS LLC		02/29/2020	SINKING FUND REDEMPTION		39,380	39,380	39,380	39,380	.0	.0	.0	.0	.0	39,380	.0	.0	.0	.0	.11/30/2032	2PL
459200-UJ-9	INTERNATIONAL BUSINESS MACHINES CO		03/06/2020	CORPORATE ACTION		4,535,665	4,500,000	4,494,285	4,498,648	.0	35,861	.0	35,861	.0	4,534,509	.0	1,156	1,156	55,406	02/19/2021	IFE
45938B-AB-3	INTERNATIONAL CRUISE & EXCURSION G		03/31/2020	VARIOUS		17,250	17,250	17,060	17,220	.0	.0	.0	.0	.0	17,220	.0	30	30	302	06/08/2025	3PL
46590U-AA-0	HENDR 18-2A		03/15/2020	MBS PAYDOWN		187,175	187,175	187,077	186,945	.0	230	.0	230	.0	187,175	.0	.0	.0	1,232	10/15/2075	IFE
46591D-AL-3	JPMIT 19-INV1		03/25/2020	VARIOUS		.0	.0	350,528	350,528	.0	(16,079)	.0	(16,079)	.0	.0	.0	.0	.0	25,199	10/25/2049	IFE
46591F-AC-8	JPMIT 19-5		03/01/2020	MBS PAYDOWN		1,762,031	1,762,031	1,801,676	1,762,713	.0	(682)	.0	(682)	.0	1,762,031	.0	.0	.0	11,335	11/25/2049	IFM
46591F-AZ-7	JPMIT 19-5		03/01/2020	MBS PAYDOWN		9,460	9,460	10,126	10,126	.0	(5)	.0	(5)	.0	9,460	.0	.0	.0	69	11/25/2049	IFM
46591H-AA-8	CHASE 19-CL1		03/25/2020	MBS PAYDOWN		230,902	230,902	230,902	230,902	.0	.0	.0	.0	.0	230,902	.0	.0	.0	1,199	04/25/2047	IFE
46591K-AC-7	JPMIT 19-8		03/01/2020	MBS PAYDOWN		610,026	610,026	617,937	610,209	.0	(184)	.0	(184)	.0	610,026	.0	.0	.0	4,006	03/25/2050	IFM
46591K-BA-0	JPMIT 19-8		03/25/2020	INTEREST ONLY PAYMENT		.0	.0	431,834	25,406	.0	(25,406)	.0	(25,406)	.0	.0	.0	.0	.0	42,191	03/25/2050	IFE
46591L-BD-2	JPMIT 19-INV3		03/25/2020	INTEREST ONLY PAYMENT		.0	.0	210,867	10,194	.0	(10,194)	.0	(10,194)	.0	.0	.0	.0	.0	14,412	05/25/2050	IFE
46591L-BN-0	JPMIT 19-INV3		03/01/2020	INTEREST ONLY PAYMENT		.0	.0	112,834	5,308	.0	(5,308)	.0	(5,308)	.0	.0	.0	.0	.0	7,106	05/25/2050	IFE
46591L-BP-5	JPMIT 19-INV3		03/01/2020	INTEREST ONLY PAYMENT		.0	.0	27,053	1,291	.0	(1,291)	.0	(1,291)	.0	.0	.0	.0	.0	1,800	05/25/2050	IFE
46591N-BH-9	JPMIT 20-LTV1		03/01/2020	MBS PAYDOWN		155,357	155,357	157,808	157,808	.0	(57)	.0	(57)	.0	155,357	.0	.0	.0	793	06/25/2050	IFE
46591T-AC-8	JPMIT 20-2		03/01/2020	MBS PAYDOWN		27,783	27,783	28,439	.0	.0	(8)	.0	(8)	.0	27,783	.0	.0	.0	81	07/25/2050	IFE
46591T-AE-4	JPMIT 20-2		03/01/2020	INTEREST ONLY PAYMENT		.0	.0	12,080	.0	.0	(43)	.0	(43)	.0	.0	.0	.0	.0	427	07/25/2050	IFE
46591T-BN-3	JPMIT 20-2		03/01/2020	INTEREST ONLY PAYMENT		.0	.0	1,040	.0	.0	(4)	.0	(4)	.0	.0	.0	.0	.0	41	07/25/2050	IFE
46591V-BD-0	JPMIT 20-INV1		03/25/2020	INTEREST ONLY PAYMENT		.0	.0	131,975	.0	.0	(439)	.0	(439)	.0	.0	.0	.0	.0	4,391	08/25/2050	IFE
465964-AY-0	JPMIT 18-LTV1		03/01/2020	INTEREST ONLY PAYMENT		.0	.0	53,237	4,466	.0	(4,466)	.0	(4,466)	.0	.0	.0	.0	.0	4,877	04/25/2049	IFE
46620V-AA-2	HENDR 17-2A		03/15/2020	MBS PAYDOWN		129,593	129,593	129,534	129,426	.0	167	.0	167	.0	129,593	.0	.0	.0	725	09/15/2072	IFE
466247-LP-6	JPMIT 05-A1 3A1		03/01/2020	MBS PAYDOWN		21,289	21,289	22,034	21,361	.0	(72)	.0	(72)	.0	21,289	.0	.0	.0	218	02/25/2035	IFM
46625H-HQ-6	JPMORGAN CHASE & CO		03/25/2020	MATURITY		11,000,000	11,000,000	10,995,710	10,999,875	.0	125	.0	125	.0	11,000,000	.0	.0	.0	272,250	03/25/2020	IFE
46639J-AP-5	JPMCC 13-C10		01/08/2020	CITIGROUP GLOBAL MARKETS INC		2,789,324	2,900,000	2,215,847	2,425,785	.0	2,029	.0	2,029	.0	2,427,814	.0	361,510	361,510	10,996	12/15/2047	IFM
46642C-AK-6	JPMCC 14-C20		01/08/2020	BARCLAYS CAPITAL INC		2,797,969	3,000,000	2,667,656	2,717,716	.0	885	.0	885	.0	2,718,602	.0	79,367	79,367	15,320	07/15/2047	2Z
46643G-AG-5	JPMBB 14-C24		03/01/2020	INTEREST ONLY PAYMENT		.0	.0	24,474	.0	.0	(178)	.0	(178)	.0	.0	.0	.0	.0	658	11/15/2047	IFE
46647S-BE-9	JPMIT 17-3		03/01/2020	INTEREST ONLY PAYMENT		.0	.0	147,205	6,980	.0	(6,980)	.0	(6,980)	.0	.0	.0	.0	.0	8,561	08/26/2047	IFE
46648D-AJ-1	JPMCC 17-FL10		01/15/2020	MBS PAYDOWN		7,963,000	7,918,208	7,918,208	7,910,810	.0	52,190	.0	52,190	.0	7,963,000	.0	.0	.0	20,503	06/15/2032	IFE
46648H-AZ-6	JPMIT 17-2		03/01/2020	MBS PAYDOWN		22,536	22,536	22,474	22,536	.0	.0	.0	.0	.0	22,536	.0	.0	.0	140	05/25/2047	IFM
46648K-AW-6	JPMDB 17-C7		03/01/2020	INTEREST ONLY PAYMENT		.0	.0	1,682	.0	.0	(19)	.0	(19)	.0	.0	.0	.0	.0	41	10/15/2050	IFE
46649K-AW-5	JPMIT 18-5		03/01/2020	INTEREST ONLY PAYMENT		.0	.0	59,148	3,121	.0	(3,121)	.0	(3,121)	.0	.0	.0	.0	.0	3,415	10/25/2048	IFE
46649Y-BG-9	JPMIT 18-9		03/01/2020	MBS PAYDOWN		22,206	22,206	22,470	22,209	.0	(4)	.0	(4)	.0	22,206	.0	.0	.0	165	02/25/2049	IFM
46650H-AC-2	JPMIT 19-1		03/01/2020	MBS PAYDOWN		1,063,017	1,063,017	1,060,193	1,062,802	.0	215	.0	215	.0	1,063,017	.0	.0	.0	7,196	05/25/2049	IFM
46650H-AH-0	JPMIT 19-1		03/25/2020	INTEREST ONLY PAYMENT		.0	.0	726,739	50,337	.0	(50,337)	.0	(50,337)	.0	.0	.0	.0	.0	73,083	05/25/2049	IFE
46650H-AV-0	JPMIT 19-1		03/01/2020	INTEREST ONLY PAYMENT		.0	.0	30,084	2,129	.0	(2,129)	.0	(2,129)	.0	.0	.0	.0	.0	2,640	05/25/2049	IFE
46650H-AW-8	JPMIT 19-1		03/01/2020	MBS PAYDOWN		17,084	17,084	17,469	17,088	.0	(4)	.0	(4)	.0	17,084	.0	.0	.0	127	05/25/2049	IFM
46650M-BG-1	JPMIT 18-8		03/01/2020	MBS PAYDOWN		21,845	21,845	23,199	21,858	.0	(13)	.0	(13)	.0	21,845	.0	.0	.0	153	01/25/2049	IFM
46650P-AM-2	JPMIT 19-LTV1		03/25/2020	INTEREST ONLY PAYMENT		.0	.0	500,304	53,819	.0	(53,819)	.0	(53,819)	.0	.0	.0	.0	.0	53,129	06/25/2049	IFE
46650P-AY-6	JPMIT 19-LTV1		03/01/2020	MBS PAYDOWN		25,260	25,260	26,702	25,272	.0	(12)	.0	(12)	.0	25,260	.0	.0	.0	203	06/25/2049	IFM
46650P-AZ-3	JPMIT 19-LTV1		03/01/2020	MBS PAYDOWN		22,891	22,891	23,834	22,899	.0	(8)	.0	(8)	.0	22,891	.0	.0	.0	184	06/25/2049	IFM
46650Q-AC-2	JPMIT 19-3		03/01/2020	MBS PAYDOWN		796,590	796,590	805,925	796,861	.0	(271)	.0	(271)	.0	796,590	.0	.0	.0	5,262	09/25/2049	IFM
46650T-AC-6	JPMIT 19-2		03/01/2020	MBS PAYDOWN		898,576	898,576	909,808	898,866	.0	(290)	.0	(290)	.0	898,576	.0	.0	.0	5,328	08/25/2049	IFM
46650T-AX-0	JPMIT 19-2		03/01/2020	MBS PAYDOWN		9,470	9,470	10,082	9,475	.0	(5)	.0	(5)	.0	9,470	.0	.0	.0	72	08/25/2049	IFM
46650T-BE-1	JPMIT 19-2		03/25/2020	INTEREST ONLY PAYMENT		.0	.0	410,157	30,736	.0	(30,736)	.0	(30,736)	.0	.0	.0	.0	.0	39,209	08/25/2049	IFE
46651A-AT-9	JPMIT 19-LTV2		03/01/2020	MBS PAYDOWN		537,995	537,995	550,100	538,159	.0	(164)	.0	(164)	.0	537,995	.0	.0	.0	3,813	12/25/2049	IFM
46651A-BA-9	JPMIT 19-LTV2		03/01/2020	MBS PAYDOWN		21,912	21,912	23,969	21,930	.0	(17)	.0	(17)	.0	21,912	.0	.0	.0	174	12/25/2049	IFM
46651A-BB-7	JPMIT 19-LTV2		03/01/2020	MBS PAYDOWN		10,956	10,956	11,831	10,964	.0	(7)	.0	(7)	.0	10,956	.0	.0	.0	87	12/25/2049	IFM
46651B-AC-4	JPMIT 19-6		03/01/2020	MBS PAYDOWN		218,058	218,058	221,465	218,093	.0	(35)	.0	(35)	.0	218,058	.0	.0	.0	1,225	12/25/2049	IFM
46651D-AC-0	JPMIT 19-INV2		03/01/2020	MBS PAYDOWN		375,061	375,061	379,656	375,122	.0	(61)	.0	(61)	.0	375,061	.0	.0	.0	2,066	02/25/2050	IFE
46651D-AM-8	JPMIT 19-INV2		03/25/2020	INTEREST ONLY PAYMENT		.0	.0	1,691,431	82,401	.0	(82,401)	.0	(82,401)	.0	.0	.0	.0	.0	98,245	09/25/2049	IFE
46651D-AR-7	JPMIT 19-INV2		03/01/2020	MBS PAYDOWN		375,061	375,061	378,134	375,089	.0	(28)	.0	(28)	.0	375,061	.0	.0	.0	2,066</		

STATEMENT AS OF MARCH 31, 2020 OF THE VOYA RETIREMENT INSURANCE AND ANNUITY COMPANY

**SCHEDULE D - PART 4**

Show All Long-Term Bonds and Stock Sold, Redeemed or Otherwise Disposed of During the Current Quarter

1	2	3	4	5	6	7	8	9	10	Change In Book/Adjusted Carrying Value					16	17	18	19	20	21	22
										11	12	13	14	15							
CUSIP Identification	Description	Foreign	Disposal Date	Name of Purchaser	Number of Shares of Stock	Consideration	Par Value	Actual Cost	Prior Year Book/ Adjusted Carrying Value	Unrealized Valuation Increase/ (Decrease)	Current Year's (Amortization)/ Accretion	Current Year's Other Than Temporary Impairment Recognized	Total Change in Book/ Adjusted Carrying Value (11 + 12 - 13)	Total Foreign Exchange Change in Book /Adjusted Carrying Value	Book/ Adjusted Carrying Value at Disposal Date	Foreign Exchange Gain (Loss) on Disposal	Realized Gain (Loss) on Disposal	Total Gain (Loss) on Disposal	Bond Interest/ Stock Dividends Received During Year	Stated Contractual Maturity Date	NAIC Designation and Administrative Symbol
46651G-AC-3	JPMMT 19-7		03/01/2020	MBS PAYDOWN		1,198,462	1,198,462	1,213,443	1,198,701	.0	(238)	.0	(238)	.0	1,198,462	.0	.0	.0	7,264	02/25/2050	1FM
46651G-AM-1	JPMMT 19-7		03/25/2020	INTEREST ONLY PAYMENT		.0	.0	714,626	38,297	.0	(38,297)	.0	(38,297)	.0	.0	.0	.0	.0	52,477	02/25/2050	1FE
46651G-AX-7	JPMMT 19-7		03/01/2020	INTEREST ONLY PAYMENT		.0	.0	35,959	1,917	.0	(1,917)	.0	(1,917)	.0	.0	.0	.0	.0	2,765	02/25/2050	1FE
46651H-AC-1	JPMMT 19-LTV3		03/01/2020	MBS PAYDOWN		477,804	477,804	484,150	483,771	.0	(5,966)	.0	(5,966)	.0	477,804	.0	.0	.0	3,155	03/25/2050	1FM
46651H-BD-8	JPMMT 19-LTV3		03/25/2020	INTEREST ONLY PAYMENT		.0	.0	776,005	58,492	.0	(58,492)	.0	(58,492)	.0	.0	.0	.0	.0	68,718	03/25/2050	1FE
46651H-BL-0	JPMMT 19-LTV3		03/01/2020	INTEREST ONLY PAYMENT		.0	.0	60,313	4,647	.0	(4,647)	.0	(4,647)	.0	.0	.0	.0	.0	7,676	03/25/2050	1FE
46651H-BP-1	JPMMT 19-LTV3		03/01/2020	INTEREST ONLY PAYMENT		.0	.0	52,556	3,921	.0	(3,921)	.0	(3,921)	.0	.0	.0	.0	.0	5,236	03/25/2050	1FE
46651H-BQ-9	JPMMT 19-LTV3		03/01/2020	MBS PAYDOWN		15,490	15,490	16,821	15,503	.0	(12)	.0	(12)	.0	15,490	.0	.0	.0	118	03/25/2050	1FM
46651H-BT-3	JPMMT 19-LTV3		03/01/2020	MBS PAYDOWN		8,085	8,085	8,661	8,090	.0	(5)	.0	(5)	.0	8,085	.0	.0	.0	62	03/25/2050	1FM
46651T-AA-9	HENDR 18-1A		03/15/2020	MBS PAYDOWN		214,704	214,704	214,532	214,394	.0	310	.0	310	.0	214,704	.0	.0	.0	1,390	10/17/2072	1FE
46651Y-AE-0	JPMMT 19-9		03/01/2020	INTEREST ONLY PAYMENT		.0	.0	15,675	582	.0	(582)	.0	(582)	.0	.0	.0	.0	.0	1,061	05/25/2050	1FE
46651Y-BC-3	JPMMT 19-9		03/25/2020	INTEREST ONLY PAYMENT		.0	.0	150,501	6,092	.0	(6,092)	.0	(6,092)	.0	.0	.0	.0	.0	9,393	05/25/2050	1FE
46651Y-BN-9	JPMMT 19-9		03/01/2020	INTEREST ONLY PAYMENT		.0	.0	7,196	271	.0	(271)	.0	(271)	.0	.0	.0	.0	.0	495	05/25/2050	1FE
48121@-AC-5	JRD HOLDINGS LLC		03/27/2020	SINKING FUND REDEMPTION		2,180,000	2,180,000	2,180,000	2,180,000	.0	.0	.0	.0	.0	2,180,000	.0	.0	.0	37,823	03/27/2021	2PL
48121@-AD-3	JRD HOLDINGS LLC		03/27/2020	SINKING FUND REDEMPTION		942,700	942,700	955,519	944,459	.0	(1,759)	.0	(1,759)	.0	942,700	.0	.0	.0	19,467	03/27/2024	2PL
48661E-A#-5	KAYNE ANDERSON KYE FUND		03/25/2020	CORPORATE ACTION		210,618	198,000	198,000	198,000	.0	12,618	.0	12,618	.0	210,618	.0	.0	.0	4,444	03/22/2022	1FE
49239@-AB-4	ANADARKO PETROLEUM CORP PRVT		01/30/2020	MATURITY		325,322	325,322	325,322	325,322	.0	.0	.0	.0	.0	325,322	.0	.0	.0	10,931	01/30/2020	2
49725V-AB-8	KIOWA POWER PARTNERS LLC 144A		03/30/2020	SINKING FUND REDEMPTION		121,088	121,088	122,952	121,113	.0	(26)	.0	(26)	.0	121,088	.0	.0	.0	1,737	03/30/2021	2FE
50075N-BA-1	KRAFT FOODS INC		02/10/2020	MATURITY		5,000,000	5,000,000	4,958,800	4,999,430	.0	570	.0	570	.0	5,000,000	.0	.0	.0	134,375	02/10/2020	2FE
50077L-AD-8	KRAFT HEINZ FOODS CO		02/14/2020	J.P. MORGAN SECURITIES, INC.		7,425,975	7,500,000	7,467,150	7,477,857	.0	419	.0	419	.0	7,478,276	.0	(52,301)	(52,301)	48,750	06/01/2026	2FE
50077L-AK-2	KRAFT HEINZ FOODS CO		02/14/2020	J.P. MORGAN SECURITIES, INC.		9,349,830	9,000,000	8,988,030	8,992,896	.0	154	.0	154	.0	8,993,050	.0	356,780	356,780	211,325	07/15/2025	2FE
50200X-AA-8	LCSS 2018-A		03/15/2020	MBS PAYDOWN		63,510	63,510	63,510	63,510	.0	.0	.0	.0	.0	63,510	.0	.0	.0	446	12/15/2062	1FE
50550#-AA-3	LACKAWANNA ENERGY CENTER LLC		03/31/2020	SINKING FUND REDEMPTION		120,000	120,000	120,000	120,000	.0	.0	.0	.0	.0	120,000	.0	.0	.0	.0	03/31/2024	3
50706U-AF-2	LAGO RESORT & CASINO LLC - TL		03/31/2020	SINKING FUND REDEMPTION		21,000	21,000	20,428	20,952	.0	48	.0	48	.0	21,000	.0	.0	.0	608	03/07/2022	5FE
513075-BH-3	LAMAR MEDIA CORP		02/20/2020	CORPORATE ACTION		666,738	655,000	655,000	655,000	.0	11,738	.0	11,738	.0	666,738	.0	.0	.0	21,026	01/15/2024	3FE
51888@-AD-2	DRB 17-C		03/25/2020	MBS PAYDOWN		127,132	127,132	125,053	126,914	.0	218	.0	218	.0	127,132	.0	.0	.0	562	11/25/2042	1FE
51888@-AC-4	LRB 18-B		03/25/2020	MBS PAYDOWN		211,243	211,243	211,188	210,894	.0	350	.0	350	.0	211,243	.0	.0	.0	1,276	05/26/2043	1FE
52520N-AG-6	LMT 06-6 242		03/25/2020	INTEREST ONLY PAYMENT		.0	.0	256	(17)	.0	.17	.0	.17	.0	.0	.0	.0	.0	48	10/25/2036	5G1
52520N-AH-4	LMT 06-6 243		03/25/2020	INTEREST ONLY PAYMENT		.0	.0	.9	(1)	.0	.1	.0	.1	.0	.0	.0	.0	.0	2	10/25/2036	5G1
52520R-AF-9	LMT 06-4 242		03/25/2020	INTEREST ONLY PAYMENT		.0	.0	7,355	356	.0	(356)	.0	(356)	.0	.0	.0	.0	.0	2,238	08/25/2036	6FE
52520T-AS-7	LMT 06-5 2A1		02/25/2020	MBS PAYDOWN		7,099	7,600	1,531	7,109	.0	(10)	.0	(10)	.0	7,099	.0	.0	.0	29	09/25/2036	1FM
52521F-AG-2	LMT 07-3 24A		03/25/2020	INTEREST ONLY PAYMENT		.0	.0	12,049	.0	.0	.0	.0	.0	.0	.0	.0	.0	.0	4,378	02/25/2037	5G1
52521J-AQ-2	LMT 07-3 1A6		03/25/2020	INTEREST ONLY PAYMENT		.0	.0	.0	.1	.0	(.1)	.0	(.1)	.0	.0	.0	.0	.0	6	03/25/2037	5G1
52521R-AR-2	LMT 07-5 2A2		03/25/2020	INTEREST ONLY PAYMENT		.0	.0	11,388	.0	.0	.0	.0	.0	.0	.0	.0	.0	.0	4,589	06/25/2037	6FE
53117C-AQ-5	LIBERTY PROPERTY LP		03/05/2020	CORPORATE ACTION		2,200,304	2,000,000	1,993,980	1,997,240	.0	200,406	.0	200,406	.0	2,197,646	.0	2,658	2,658	48,889	02/15/2024	1FE
53688T-AA-2	LFRF-2015-1		01/30/2020	MBS PAYDOWN		559,782	559,782	559,782	559,782	.0	.0	.0	.0	.0	559,782	.0	.0	.0	5,598	10/30/2027	1PL
55265K-3T-4	MAST 03-12		03/01/2020	MBS PAYDOWN		2,967	2,967	3,149	2,972	.0	(6)	.0	(6)	.0	2,967	.0	.0	.0	26	12/25/2033	1FM
552676-AP-3	MDC HOLDINGS INC		02/01/2020	MATURITY		14,000,000	14,000,000	13,659,100	13,996,318	.0	3,682	.0	3,682	.0	14,000,000	.0	.0	.0	393,750	02/01/2020	3FE
55312Y-BD-3	MLCFC 07-5 X		03/01/2020	INTEREST ONLY PAYMENT		.0	.0	.0	.0	.0	.0	.0	.0	.0	.0	.0	.0	.0	138	08/12/2048	6FE
55357G-AH-0	MSHC INC - SERVICE LOGIC		12/31/2019	SINKING FUND REDEMPTION		477	477	475	477	.0	.0	.0	.0	.0	477	.0	.0	.0	.0	07/31/2023	3PL
56540#-AA-3	MAPLELEAF MIDSTREAM INVESTMENTS LL		01/05/2020	SINKING FUND REDEMPTION		1,305,774	1,305,774	1,305,772	1,305,772	.0	.2	.0	.2	.0	1,305,774	.0	.0	.0	29,772	09/30/2025	2PL
576434-DB-4	MALT 05-1 2A1		03/01/2020	MBS PAYDOWN		12,857	12,857	13,072	12,861	.0	(4)	.0	(4)	.0	12,857	.0	.0	.0	158	02/25/2035	1FM
576434-ZR-8	MALT 04-13 2A1		03/01/2020	MBS PAYDOWN		478	478	491	477	.0	2	.0	2	.0	478	.0	.0	.0	5	07/25/2020	1FM
57643M-MM-3	MASTR 06-1 2A1		03/25/2020	MBS PAYDOWN		85,215	85,226	84,461	85,437	.0	(222)	.0	(222)	.0	85,215	.0	.0	.0	389	05/25/2036	1FM
585499-AA-4	MELLO 18-MTG2		03/01/2020	MBS PAYDOWN		989,871	989,871	988,583	990,403	.0	(531)	.0	(531)	.0	989,871	.0	.0	.0	7,811	10/25/2048	1FM
58770F-AC-6	MBALT 20-A		02/27/2020	WACHOVIA CAPITAL MARKETS LLC		9,060,469	9,000,000	8,998,814	.0	.0	(1,076)	.0	(1,076)	.0	8,997,738	.0	62,730	62,730	13,340	12/15/2022	1FE
589929-2M-9	MLCC 03-F A1		03/25/2020	MBS PAYDOWN		1,783	1,783	1,783	1,783	.0	.0	.0	.0	.0	1,783	.0	.0	.0	8	10/25/2028	1FM
589929-K5-6	MLCC 03-B A1		02/25/2020	MBS PAYDOWN		1,277	1,277	1,277	1,277	.0	.0	.0	.0	.0	1,277	.0	.0	.0	4	04/25/2028	1FM

EO5.27

STATEMENT AS OF MARCH 31, 2020 OF THE VOYA RETIREMENT INSURANCE AND ANNUITY COMPANY

**SCHEDULE D - PART 4**

Show All Long-Term Bonds and Stock Sold, Redeemed or Otherwise Disposed of During the Current Quarter

1	2	3	4	5	6	7	8	9	10	Change In Book/Adjusted Carrying Value					16	17	18	19	20	21	22
										11	12	13	14	15							
CUSIP Identification	Description	Foreign	Disposal Date	Name of Purchaser	Number of Shares of Stock	Consideration	Par Value	Actual Cost	Prior Year Book/ Adjusted Carrying Value	Unrealized Valuation Increase/ (Decrease)	Current Year's (Amortization)/ Accretion	Current Year's Other Than Temporary Impairment Recognized	Total Change in Book/ Adjusted Carrying Value (11 + 12 - 13)	Total Foreign Exchange Change in Book /Adjusted Carrying Value	Book/ Adjusted Carrying Value at Disposal Date	Foreign Exchange Gain (Loss) on Disposal	Realized Gain (Loss) on Disposal	Total Gain (Loss) on Disposal	Bond Interest/ Stock Dividends Received During Year	Stated Contractual Maturity Date	NAIC Designation and Administrative Symbol
59020U-NZ-4 59100H-AG-2	MLOC_04-G A1 META SPECIAL AEROSPACE LLC		03/25/2020 03/14/2020	MBS PAYDOWN VARIOUS SINKING FUND REDEMPTION		1,531 1,024,375	1,531 1,028,125	1,531 1,024,234	1,531 1,024,391	.0 .0	.0 81	.0 .0	.0 81	.0 .0	1,531 1,024,471	.0 .0	.0 (96)	.0 (96)	.8 11,094	01/25/2030 11/16/2022	1FM 2PL
59100H-AH-0 59980C-AF-0	META SPECIAL AEROSPACE LLC MOMLT_17-3		03/31/2020 03/01/2020	MBS PAYDOWN MBS PAYDOWN		6,289 6,620	6,289 6,620	6,289 6,459	.0 6,620	.0 .0	.35 1	.0 .0	.35 1	.0 .0	6,289 6,620	.0 .0	.0 .0	.0 .0	.79 .35	11/16/2022 01/25/2061	2PL 1FM
59982V-AA-7 615394-AK-9	MCSLT_19-2GS MOOG INC		03/20/2020 01/13/2020	MBS PAYDOWN CORPORATE ACTION		108,071 911,817	108,071 911,817	108,064 900,000	107,858 900,000	.0 .0	213 11,817	.0 .0	213 11,817	.0 .0	108,071 911,817	.0 .0	.0 .0	.0 .0	.665 5,513	07/20/2043 12/01/2022	1FE 3FE
61754J-AH-1 61913P-AP-7	MSC_07-T27 AJ MHL_05-1 TA1		03/01/2020 03/25/2020	MBS PAYDOWN MBS PAYDOWN		1,714,272 4,465	1,714,272 4,465	1,619,101 4,465	1,713,808 4,465	.0 .0	464 .0	.0 .0	464 .0	.0 .0	1,714,272 4,465	.0 .0	.0 .0	.0 .0	25,319 15	06/11/2042 02/25/2035	1FM 1FM
61915R-BC-9 61945L-AA-1	MHL_05-AR1 IA2 MSAIC_19-2A		03/25/2020 03/20/2020	MBS PAYDOWN MBS PAYDOWN		600 259,895	614 259,895	243 259,806	588 259,624	.0 .0	12 271	.0 .0	12 271	.0 .0	600 259,895	.0 .0	.0 .0	.0 .0	3 1,339	11/25/2035 09/20/2040	1FM 1FE
61946C-AA-0 61946F-AA-3	MSAIC_19-1A MSAIC_18-1A		03/20/2020 03/20/2020	MBS PAYDOWN MBS PAYDOWN		305,357 227,780	305,357 227,780	305,255 227,768	304,658 227,283	.0 .0	698 497	.0 .0	698 497	.0 .0	305,357 227,780	.0 .0	.0 .0	.0 .0	2,232 1,467	12/21/2043 06/22/2043	1FE 1FE
61946L-AA-0	MSAIC_18-2GS		03/20/2020	MBS PAYDOWN SINKING FUND REDEMPTION		81,872	81,872	81,859	81,681	.0 .0	191 .0	.0 .0	191 .0	.0 .0	81,872	.0 .0	.0 .0	.0 .0	536	02/22/2044	1FE
63773H-AE-5 63946B-AE-0	NATIONAL SPINE AND PAIN CENTERS LLC NBC UNIVERSAL INC		03/31/2020 03/06/2020	SINKING FUND REDEMPTION CORPORATE ACTION		940 10,345,300	940 10,000,000	930 9,997,500	937 9,999,634	.0 .0	.3 345,348	.0 .0	.3 345,348	.0 .0	940 10,344,982	.0 .0	.0 318	.0 318	.0 188,368	06/02/2024 04/01/2021	4. 1FE
64079*-AA-0 64352B-AC-6	NEPTUNE REG TRANS PRVT NCAMT_06-ALT1 AF3		03/30/2020 03/01/2020	SINKING FUND REDEMPTION MBS PAYDOWN		157,490 66,416	157,490 66,416	157,490 66,422	157,490 66,501	.0 .0	.0 (84)	.0 .0	.0 (84)	.0 .0	157,490 66,416	.0 .0	.0 .0	.0 .0	.0 213	06/30/2027 07/25/2036	1PL 1FM
64828G-AH-3 64830E-AF-8	NRZT_19-6A NRZT_19-3		03/01/2020 03/01/2020	INTEREST ONLY PAYMENT INTEREST ONLY PAYMENT		.0 .0	.0 .0	100,581 611,458	5,777 19,748	.0 .0	(5,777) (19,748)	.0 .0	(5,777) (19,748)	.0 .0	.0 .0	.0 .0	.0 .0	.0 .0	6,297 35,450	09/25/2035 11/25/2058	1FE 1FE
64830E-AM-3 64830E-AW-1	NRZT_19-3A NRZT_19-3A		03/01/2020 03/01/2020	INTEREST ONLY PAYMENT INTEREST ONLY PAYMENT		.0 .0	.0 .0	7,772 3,488	114 53	.0 .0	(114) (53)	.0 .0	(114) (53)	.0 .0	.0 .0	.0 .0	.0 .0	.0 .0	277 132	11/25/2058 11/25/2058	1FE 1FE
64830E-BF-7 65479N-AB-0	NRZT_19-3A NALT_20-A		03/01/2020 02/27/2020	INTEREST ONLY PAYMENT TD SECURITIES USA		.0 7,025,430	.0 7,025,430	1,246 6,999,610	21 .0	.0 .0	(21) (1,835)	.0 .0	(21) (1,835)	.0 .0	.0 6,997,775	.0 .0	27,655 27,655	27,655 27,655	.0 10,850	11/25/2058 05/16/2022	2FE 1FE
67098A-AC-3 67112V-AM-7	OBX_19-INV1 OBX_19-INV2		03/01/2020 03/25/2020	MBS PAYDOWN INTEREST ONLY PAYMENT		443,767 .0	443,767 .0	450,607 781,891	443,947 781,891	.0 .0	(180) (46,205)	.0 .0	(180) (46,205)	.0 .0	443,767 .0	.0 .0	.0 .0	.0 .0	3,331 61,256	11/25/2048 05/27/2049	1FE 1FE
67112V-BB-0 67113A-AQ-3	OBX_19-INV2 OBX_19-EXPS		03/01/2020 03/01/2020	MBS PAYDOWN MBS PAYDOWN		824,105 144,899	824,105 144,899	842,055 145,889	824,483 144,952	.0 .0	(378) (52)	.0 .0	(378) (52)	.0 .0	824,105 144,899	.0 .0	.0 .0	.0 .0	5,829 675	05/27/2049 10/25/2059	1FE 1FM
67113C-AE-6 67113C-AM-8	OBX_20-INV1 OBX_20-INV1		03/01/2020 03/25/2020	MBS PAYDOWN INTEREST ONLY PAYMENT		523,502 .0	523,502 .0	535,362 690,308	523,502 0	.0 .0	(412) (17,293)	.0 .0	(412) (17,293)	.0 .0	523,502 .0	.0 .0	.0 .0	.0 .0	2,455 36,228	05/25/2049 05/25/2049	1FE 1FE
67113K-AX-6 67448Q-AC-5	OBX_19-EXP2 OBX_19-EXP1		03/01/2020 03/01/2020	MBS PAYDOWN MBS PAYDOWN		572,264 459,587	572,264 459,587	583,303 463,175	572,774 459,834	.0 .0	(509) (247)	.0 .0	(509) (247)	.0 .0	572,264 459,587	.0 .0	.0 .0	.0 .0	4,417 3,676	06/25/2059 01/25/2059	1FE 1FM
67773*-AG-5 68218X-AC-6	OHIO VALLEY ELECTRIC CORP PRVT ON LOCATION EVENTS LLC - TL		01/01/2020 02/18/2020	VARIOUS VARIOUS		2,145 1,434,217	2,145 1,434,217	2,145 1,423,482	2,145 1,423,482	.0 .0	.0 10,736	.0 .0	.0 10,736	.0 .0	.0 1,434,217	.0 .0	.0 .0	.0 .0	.996 39,699	12/15/2025 09/29/2021	3. 3FE
68218X-AF-9 68246U-AB-0	ON LOCATION EVENTS LLC - TL 1A SMART START LLC		02/18/2020 03/31/2020	VARIOUS SINKING FUND REDEMPTION		3,601,560 2,475	3,601,560 2,475	3,574,609 2,475	3,574,609 2,475	.0 .0	26,952 .0	.0 .0	26,952 .0	.0 .0	3,601,560 2,475	.0 .0	.0 .0	.0 .0	79,464 39	09/29/2021 02/21/2022	3FE 4.
68389F-ET-7 688239-AE-2	COHE_04-1 M2 OSHKOSH CORP		03/25/2020 03/12/2020	MBS PAYDOWN CORPORATE ACTION		11,774 462,096	11,774 450,000	11,523 450,000	11,774 450,000	67 .0	16 12,096	.0 .0	83 12,096	.0 .0	11,774 462,096	.0 .0	.0 .0	.0 .0	.62 12,833	01/25/2034 03/01/2025	1FM 2FE
693476-BJ-1 69359B-AB-3	PNC FUNDING CORP PHI INC		02/08/2020 03/31/2020	MATURITY VARIOUS		2,000,000 221,670	2,000,000 221,670	2,099,880 217,021	2,001,388 221,433	.0 .0	(1,388) 237	.0 .0	(1,388) 237	.0 .0	2,000,000 221,670	.0 .0	.0 .0	.0 .0	51,250 1,509	02/08/2020 08/30/2024	1FE 3PL
693684-AA-0 69372X-AA-0	PSMC_20-1 PSMC_19-1		03/01/2020 03/01/2020	MBS PAYDOWN MBS PAYDOWN		127,319 619,205	127,319 619,205	130,164 633,137	127,319 619,757	.0 .0	(27) (552)	.0 .0	(27) (552)	.0 .0	127,319 619,205	.0 .0	.0 .0	.0 .0	467 4,128	01/25/2050 07/25/2049	1FE 1FM
69374J-AA-9 69374K-AA-6	PSTAT_18-3 PSMC_18-4		03/01/2020 03/01/2020	MBS PAYDOWN MBS PAYDOWN		293,881 454,654	293,881 454,654	293,938 449,326	293,838 454,346	.0 .0	43 307	.0 .0	43 307	.0 .0	293,881 454,654	.0 .0	.0 .0	.0 .0	1,840 3,129	08/25/2048 11/25/2048	1FM 1FM
69374X-AA-8 70466@-AA-6	PSMC_19-2 POLYMER SOLUTIONS GROUP LLC		03/01/2020 03/31/2020	MBS PAYDOWN SINKING FUND REDEMPTION		454,542 33,809	454,542 33,809	463,633 33,770	454,780 33,770	.0 .0	(238) 35	.0 .0	(238) 35	.0 .0	454,542 33,804	.0 .0	.0 .0	.0 5	2,782 536	10/25/2049 06/30/2021	1FM 3PL
70470@-AB-8 723133-AA-2	POLYMER SOLUTIONS GROUP LLC PINELAWN DEPOSITOR CORP 144A		03/03/2020 03/30/2020	PRIOR YEAR INCOME SINKING FUND REDEMPTION		.0 425,720	.0 425,721	.0 423,909	.0 425,691	.0 .0	.0 29	.0 .0	.0 29	.0 .0	.0 425,720	.0 .0	.0 .0	.0 .0	483 6,758	06/30/2021 06/30/2025	3PL 2.
72352@-AA-9 73020*-AC-7	P10 PICO HOLDCO ISSUER LLC PNG COMPANIES LLC PRVT		02/29/2020 02/26/2020	SINKING FUND REDEMPTION MATURITY		203,342 9,250,000	203,342 9,250,000	203,342 9,305,500	203,342 9,251,098	.0 .0	.0 (1,098)	.0 .0	.0 (1,098)	.0 .0	203,342 9,250,000	.0 .0	.0 .0	.0 .0	5,002 255,763	08/31/2041 02/26/2020	2PL 2.
74160M-EV-0 74160M-GP-1	PRIME_04-1 147 PRIME_05-1 146		03/25/2020 03/25/2020	MBS PAYDOWN MBS PAYDOWN		16,228 19,637	16,228 19,637	15,479 17,153	16,238 17,153	.0 .0	(10) 1,319	.0 .0	(10) 1,319	.0 .0	16,228 18,472	.0 .0	.0 1,165	.0 1,165	.87 83	08/25/2034 03/25/2035	1FM 1FM

E05.28

STATEMENT AS OF MARCH 31, 2020 OF THE VOYA RETIREMENT INSURANCE AND ANNUITY COMPANY

**SCHEDULE D - PART 4**

Show All Long-Term Bonds and Stock Sold, Redeemed or Otherwise Disposed of During the Current Quarter

1	2	3	4	5	6	7	8	9	10	Change In Book/Adjusted Carrying Value					16	17	18	19	20	21	22
										11	12	13	14	15							
CUSIP Ident-ification	Description	For-ign	Disposal Date	Name of Purchaser	Number of Shares of Stock	Consid-eration	Par Value	Actual Cost	Prior Year Book/ Adjusted Carrying Value	Unrealized Valuation Increase/ (Decrease)	Current Year's (Amor-tization)/ Accretion	Current Year's Other Than Temporary Impairment Recogn-ized	Total Change in Book/ Adjusted Carrying Value (11 + 12 - 13)	Total Foreign Exchange Change in Book /Adjusted Carrying Value	Book/ Adjusted Carrying Value at Disposal Date	Foreign Exchange Gain (Loss) on Disposal	Realized Gain (Loss) on Disposal	Total Gain (Loss) on Disposal	Bond Interest/ Stock Dividends Received During Year	Stated Con-tractual Maturity Date	NAIC Desig-nation and Admini-strative Symbol
74166Y-AA-8	PROSE 19-1A		01/30/2020	MBS PAYDOWN		8,750	8,750	8,750	8,750	.0	.0	.0	.0	.0	8,750	.0	.0	.0	.98	07/30/2049	2FE
743874-AC-3	PFMT 20-1-1		03/01/2020	MBS PAYDOWN		25,282	25,282	25,642	.0	.0	(11)	.0	(11)	.0	25,282	.0	.0	.0	.63	02/25/2050	1FE
74436G-BM-4	PSI 16 H		03/01/2020	MBS PAYDOWN		519	519	397	517	.0	.0	.0	.0	.0	519	.0	.0	.0	.8	10/25/2021	5GI
74922G-AK-0	RALI_06-QS14 A10		03/25/2020	MBS PAYDOWN		2,492	4,610	3,359	2,491	.0	.0	.0	.0	.0	.0	.0	.0	.0	.16	11/25/2036	1FM
74922R-AH-3	RALI_06-QS18 2A1		03/25/2020	MBS PAYDOWN		11,089	19,661	14,051	11,099	.0	(10)	.0	(10)	.0	11,089	.0	.0	.0	.80	12/25/2036	1FM
74927U-AV-0	RBSGC_05-A 1A		03/01/2020	MBS PAYDOWN		43,966	44,385	44,156	44,897	.0	(931)	.0	(931)	.0	43,966	.0	.0	.0	.208	04/25/2035	3FM
749357-AA-7	RCKT 19-1		03/01/2020	MBS PAYDOWN		649,101	649,101	659,142	649,279	.0	(178)	.0	(178)	.0	649,101	.0	.0	.0	3,506	09/25/2049	1FM
749389-AA-0	RCKT 20-1		03/01/2020	MBS PAYDOWN		96,318	96,318	97,387	.0	.0	(96)	.0	(96)	.0	96,318	.0	.0	.0	.241	02/25/2050	1FE
75116C-AA-4	RALI_07-QS6 A1		03/25/2020	MBS PAYDOWN		10,564	12,632	9,777	10,563	.0	.1	.0	.1	.0	10,564	.0	.0	.0	.40	04/25/2037	1FM
75281A-AW-9	RANGE RESOURCES CORP		01/24/2020	CORPORATE ACTION		1,107,450	1,070,000	1,056,625	1,067,589	.0	105	.0	105	.0	1,067,694	.0	39,756	39,756	9,058	06/01/2021	4FE
75281A-BA-6	RANGE RESOURCES CORP		03/10/2020	VARIOUS		986,900	1,420,000	1,410,590	1,413,584	.0	113	.0	113	.0	1,413,697	.0	(426,797)	(426,797)	55,658	03/15/2023	3FE
75508E-AA-6	RAYONIER AM PRODUCTS INC		02/25/2020	BARCLAYS CAPITAL INC		936,338	1,435,000	1,433,088	1,422,997	.0	(325)	.0	(325)	.0	1,422,672	.0	(486,335)	(486,335)	18,854	06/01/2024	5FE
75974B-AA-0	RENEWABLE POWER GENERATION LLC		03/31/2020	SINKING FUND REDEMPTION		563,696	563,696	563,696	563,696	.0	.0	.0	.0	.0	563,696	.0	.0	.0	.0	03/31/2035	2PL
759950-FG-8	RAMC_05-1 AFG		03/01/2020	MBS PAYDOWN		34,385	34,385	34,385	34,383	.0	.3	.0	.3	.0	34,385	.0	.0	.0	.300	05/25/2035	1FM
759950-GB-8	RAMC_05-4 M1		02/01/2020	MBS PAYDOWN		.0	34,553	.0	.0	.0	.0	.0	.0	.0	.0	.0	.0	.0	.136	02/25/2036	1FM
76110H-2X-6	RALI_05-QS5 A1		03/25/2020	MBS PAYDOWN		12,631	13,008	11,189	12,613	.0	.18	.0	.18	.0	12,631	.0	.0	.0	.36	04/25/2035	1FM
76111H-JH-2	RALI_05-QS14 2A1		03/01/2020	MBS PAYDOWN		6,103	7,376	5,910	6,112	.0	(9)	.0	(9)	.0	6,103	.0	.0	.0	.65	09/25/2035	1FM
76111H-NP-9	RALI_05-Q04 2A2		03/25/2020	MBS PAYDOWN		3,225	3,255	3,255	2,771	.0	454	.0	454	.0	3,225	.0	.0	.0	.11	12/25/2045	1FM
76111H-VY-1	RALI_06-Q02 A1		03/25/2020	MBS PAYDOWN		11,634	11,634	11,634	11,528	.0	106	.0	106	.0	11,634	.0	.0	.0	.48	02/25/2046	1FM
76112B-ES-5	RAAC_04-SP3 A11		03/25/2020	MBS PAYDOWN		9,748	9,748	9,748	9,748	.0	.0	.0	.0	.0	9,748	.0	.0	.0	.49	09/25/2034	1FM
78423X-AB-8	SH130 CONCESSION CO LLC		03/27/2020	SINKING FUND REDEMPTION		31,775	31,775	31,789	31,775	.0	.0	.0	.0	.0	31,775	.0	.0	.0	.356	06/30/2022	2FE
78445X-AA-4	SLMA_10-1		03/25/2020	MBS PAYDOWN		576	576	577	576	.0	.0	.0	.0	.0	576	.0	.0	.0	.2	03/25/2025	4FE
78471C-AB-5	SOFT_17-D		03/25/2020	MBS PAYDOWN		94,081	94,081	94,058	93,974	.0	107	.0	107	.0	94,081	.0	.0	.0	.402	09/25/2040	1FE
81743A-AU-3	SEMT_19-5		03/01/2020	MBS PAYDOWN		96,791	96,791	98,001	96,814	.0	(23)	.0	(23)	.0	96,791	.0	.0	.0	.557	12/25/2049	1FM
81743P-AA-4	SEMT_03-1 A1		03/20/2020	MBS PAYDOWN		10,721	10,721	9,984	10,706	.0	.16	.0	.16	.0	10,721	.0	.0	.0	.34	04/20/2033	1FM
81743P-BH-8	SEMT_03-4 1A1		03/20/2020	MBS PAYDOWN		7,287	7,287	7,104	7,293	.0	(6)	.0	(6)	.0	7,287	.0	.0	.0	.23	07/20/2033	1FM
81744F-DV-6	SEMT_04-9 A1		03/20/2020	MBS PAYDOWN		1,131	1,131	1,131	1,131	.0	.0	.0	.0	.0	1,131	.0	.0	.0	.4	10/20/2034	1FM
81744F-EV-5	SEMT_04-10 A2		03/20/2020	MBS PAYDOWN		7,283	7,283	7,283	7,283	.0	.0	.0	.0	.0	7,283	.0	.0	.0	.18	11/20/2034	1FM
81745D-AE-1	SEMT_13-9		03/01/2020	MBS PAYDOWN		176,636	176,636	179,810	176,694	.0	(58)	.0	(58)	.0	176,636	.0	.0	.0	.936	07/25/2043	1FM
81746H-AA-9	SEMT_17-CH1		03/01/2020	MBS PAYDOWN		353,614	353,614	363,058	353,881	.0	(267)	.0	(267)	.0	353,614	.0	.0	.0	2,143	10/25/2047	1FM
81746Y-AA-2	SEMT_19-2		03/01/2020	MBS PAYDOWN		964,942	964,942	983,336	965,650	.0	(708)	.0	(708)	.0	964,942	.0	.0	.0	6,587	06/25/2049	1FM
81747A-AA-3	SEMT_19-1		03/01/2020	MBS PAYDOWN		1,096,108	1,096,108	1,098,334	1,096,345	.0	(238)	.0	(238)	.0	1,096,108	.0	.0	.0	7,412	02/25/2049	1FM
81747C-AA-9	SEMT_19-CH2		03/01/2020	MBS PAYDOWN		768,821	768,821	791,110	769,583	.0	(763)	.0	(763)	.0	768,821	.0	.0	.0	6,001	08/25/2049	1FM
81747D-BC-2	SEMT_18-CH1		03/01/2020	INTEREST ONLY PAYMENT		.0	.0	25,564	1,621	.0	(1,621)	.0	(1,621)	.0	.0	.0	.0	.0	1,876	03/25/2048	1FE
81747J-AD-8	SEMT_18-6		03/01/2020	MBS PAYDOWN		274,792	274,792	276,342	274,887	.0	(94)	.0	(94)	.0	274,792	.0	.0	.0	1,749	07/25/2048	1FM
81747M-AA-7	SEMT_19-CH1		03/01/2020	MBS PAYDOWN		483,960	483,960	492,850	484,386	.0	(426)	.0	(426)	.0	483,960	.0	.0	.0	3,640	03/25/2049	1FM
81747M-CD-9	SEMT_19-CH1		03/01/2020	MBS PAYDOWN		24,526	24,526	26,156	24,544	.0	(18)	.0	(18)	.0	24,526	.0	.0	.0	206	03/25/2049	1FM
81748B-AB-8	SEMT_19-3		03/01/2020	MBS PAYDOWN		1,172,780	1,172,780	1,193,487	1,173,150	.0	(370)	.0	(370)	.0	1,172,780	.0	.0	.0	6,875	09/25/2049	1FM
81748G-AA-9	SEMT_19-CH3		03/01/2020	MBS PAYDOWN		1,062,642	1,062,642	1,083,080	1,063,245	.0	(602)	.0	(602)	.0	1,062,642	.0	.0	.0	7,695	09/25/2049	1FM
81748G-CA-7	SEMT_19-CH3		03/01/2020	INTEREST ONLY PAYMENT		.0	.0	346,057	24,129	.0	(24,129)	.0	(24,129)	.0	.0	.0	.0	.0	36,787	09/25/2049	1FE
81748G-EJ-6	SEMT_19-CH3		03/01/2020	MBS PAYDOWN		15,288	15,288	16,437	15,300	.0	(12)	.0	(12)	.0	15,288	.0	.0	.0	.116	09/25/2049	1FM
81748J-AA-3	SEMT_19-4		03/01/2020	MBS PAYDOWN		333,166	333,166	340,142	333,318	.0	(152)	.0	(152)	.0	333,166	.0	.0	.0	2,239	11/25/2049	1FM
81748K-AA-0	SEMT_20-2		03/01/2020	MBS PAYDOWN		59,521	59,521	60,991	.0	.0	(58)	.0	(58)	.0	59,521	.0	.0	.0	174	03/25/2050	1FE
82281F-BA-1	SCOT_17-2		03/01/2020	INTEREST ONLY PAYMENT		.0	.0	136,802	6,360	.0	(6,360)	.0	(6,360)	.0	.0	.0	.0	.0	6,597	10/25/2047	1FE
831350-AJ-2	SLIDE 18-FUN		03/15/2020	MBS PAYDOWN		53,691	53,691	53,691	53,691	.0	.0	.0	.0	.0	53,691	.0	.0	.0	298	06/15/2031	1FE
83546D-AF-5	SONIC 18-1A		03/20/2020	MBS PAYDOWN		3,500	3,500	3,500	3,500	.0	.0	.0	.0	.0	3,500	.0	.0	.0	.24	02/20/2048	2FE
83546D-AG-3	SONIC 20-1		03/20/2020	MBS PAYDOWN		2,917	2,917	2,917	.0	.0	.0	.0	.0	.0	2,917	.0	.0	.0	.18	01/20/2050	2FE
83611M-BV-9	SIHE_04-WMC1		03/25/2020	MBS PAYDOWN		18,792	18,792	18,228	18,767	.0	25	.0	25	.0	18,792	.0	.0	.0	.83	01/25/2035	1FM
844741-BB-3	SOUTHWEST AIRLINES CO INC		03/20/2020	R. W. PRESSPRICH & CO., INC.		4,862,500	5,000,000	4,995,350	4,999,171	.0	224	.0	224	.0	4,999,396	.0	(136,896)	(136,896)	51,160	11/05/2020	1FE
853496-AB-3	STANDARD INDUSTRIES INC		02/15/2020	CALLED BONDS at 101.375		170,310	168,000	168,000	168,000	.0	2,310	.0	2,310	.0	170,310	.0	.0	.0	4,620	02/15/2023	3FE
858271-A*-0	STEELRIVER TRANSMISSION CO LLC		03/31/2020	SINKING FUND REDEMPTION		39,466	39,466	39,466	39,466	.0	.0	.0	.0	.0	39,466	.0	.0	.0	.377	06/30/2047	2PL
86083B-AA-5	STIM STAR IV LLC		01/31/2020	VARIOUS		500,668	500,668	500,668	500,668	.0	.0	.0	.0	.0</							

STATEMENT AS OF MARCH 31, 2020 OF THE VOYA RETIREMENT INSURANCE AND ANNUITY COMPANY

**SCHEDULE D - PART 4**

Show All Long-Term Bonds and Stock Sold, Redeemed or Otherwise Disposed of During the Current Quarter

1	2	3	4	5	6	7	8	9	10	Change In Book/Adjusted Carrying Value					16	17	18	19	20	21	22
										11	12	13	14	15							
CUSIP Identification	Description	Foreign	Disposal Date	Name of Purchaser	Number of Shares of Stock	Consideration	Par Value	Actual Cost	Prior Year Book/Adjusted Carrying Value	Unrealized Valuation Increase/(Decrease)	Current Year's (Amortization)/Accretion	Current Year's Other Than Temporary Impairment Recognized	Total Change in Book/Adjusted Carrying Value (11 + 12 - 13)	Total Foreign Exchange Change in Book /Adjusted Carrying Value	Book/Adjusted Carrying Value at Disposal Date	Foreign Exchange Gain (Loss) on Disposal	Realized Gain (Loss) on Disposal	Total Gain (Loss) on Disposal	Bond Interest/Stock Dividends Received During Year	Stated Contractual Maturity Date	NAIC Designation and Administrative Symbol
86358R-ND-5	ARC_01-BC6W A		03/25/2020	MBS PAYDOWN		.707	.707	.707	.707	.0	.0	.0	.0	.0	.707	.0	.0	.0	.4	10/25/2031	5G1
86359L-BL-2	SAMI_04-AR2 1A		03/19/2020	MBS PAYDOWN		3,737	3,737	3,737	3,737	.0	.0	.0	.0	.0	3,737	.0	.0	.0	.0	05/19/2034	1FM
86360F-AA-7	SFS_06-A A 144A		03/15/2020	MBS PAYDOWN		59,972	59,972	59,972	59,972	.0	.0	.0	.0	.0	59,972	.0	.0	.0	365	01/15/2030	1FE
86360F-AB-5	SFS_06-A B 144A		03/15/2020	MBS PAYDOWN		9,480	9,480	9,480	9,480	.0	.0	.0	.0	.0	9,480	.0	.0	.0	104	01/15/2030	1FE
86745J-AA-5	SNVA_18-1A		01/20/2020	MBS PAYDOWN		152,687	152,687	152,687	152,281	.0	405	.0	405	.0	152,687	.0	.0	.0	3,718	07/20/2048	1FE
86765B-AG-4	SUNOCO LOGISTICS PARTNERS L.P.		02/15/2020	MATURITY		6,000,000	6,000,000	5,980,320	5,999,693	.0	307	.0	307	.0	6,000,000	.0	.0	.0	165,000	02/15/2020	2FE
86772D-AA-4	SUNRN_18-1		01/30/2020	MBS PAYDOWN		21,408	21,408	21,092	21,397	.0	11	.0	11	.0	21,408	.0	.0	.0	284	04/30/2049	1FE
86772F-AA-9	SUNRN_19-2		01/30/2020	MBS PAYDOWN		12,436	12,436	12,430	12,472	.0	(36)	.0	(36)	.0	12,436	.0	.0	.0	115	02/01/2055	1FE
86773P-AA-6	SUNRN_19-1A		03/30/2020	MBS PAYDOWN		36,400	36,400	36,398	36,272	.0	128	.0	128	.0	36,400	.0	.0	.0	362	06/30/2054	1FE
86800R-AG-6	STALT_06-1F 3S		03/25/2020	INTEREST ONLY PAYMENT		.0	.0	1,060	.0	.0	.0	.0	.0	.0	.0	.0	.0	.0	326	04/25/2036	6FE
86934N-AA-7	SCML_18-SBC7		03/01/2020	MBS PAYDOWN		912,441	912,441	912,402	912,129	.0	312	.0	312	.0	912,441	.0	.0	.0	5,611	05/25/2039	1FE
87342R-AE-4	BELL_18-1A		02/25/2020	MBS PAYDOWN		20,000	20,000	20,000	20,000	.0	.0	.0	.0	.0	20,000	.0	.0	.0	247	11/25/2048	2FE
87612E-AV-8	TARGET CORP MTN		01/28/2020	CORPORATE ACTION		3,030,044	3,000,000	2,991,390	2,999,446	.0	30,126	.0	30,126	.0	3,029,572	.0	472	472	62,323	07/15/2020	1FE
88031R-AA-6	TENASKA ALABAMA I I PARTNERS LP 144A		03/30/2020	VARIOUS		197,892	197,892	197,892	197,204	.0	688	.0	688	.0	197,892	.0	.0	.0	3,030	03/30/2023	2FE
88104#-AA-4	TERRAFORM UTILITY SOLAR XIX HOLDIN		01/09/2020	PRIOR YEAR INCOME		.0	.0	.0	.0	.0	.0	.0	.0	.0	.0	.0	.0	.0	1,471	08/31/2040	2PL
88732J-AW-8	TIME WARNER CABLE INC		02/01/2020	MATURITY		2,500,000	2,500,000	2,448,000	2,499,460	.0	540	.0	540	.0	2,500,000	.0	.0	.0	62,500	02/01/2020	3FE
889184-AA-5	TOLEDO HOSPITAL		02/04/2020	DO NOT USE - RBC CAPITAL MARKETS		8,098,564	7,708,000	8,535,596	8,468,878	.0	(1,910)	.0	(1,910)	.0	8,466,968	.0	(368,403)	(368,403)	86,403	11/15/2045	2FE
89232H-AB-1	TAOT_20-A		02/27/2020	TD SECURITIES USA		10,028,125	10,000,000	9,999,877	9,999,877	.0	.9	.0	.9	.0	9,999,886	.0	28,239	28,239	7,422	11/15/2022	1FE
89307#-AA-7	TRANS BAY CABLE LLC		03/31/2020	VARIOUS		76,560	76,560	76,492	76,492	.0	.0	.0	.0	.0	76,492	.0	68	68	1,631	06/30/2047	1PL
89407#-AF-5	TRANSWESTERN PIPELINE COMPANY LLC PRVT		02/18/2020	CORPORATE ACTION		5,697,971	5,550,000	5,550,000	5,550,000	.0	147,971	.0	147,971	.0	5,697,971	.0	.0	.0	57,017	12/09/2020	2
909287-AA-2	UNITED AIR LINES		01/02/2020	SINKING FUND REDEMPTION		143,803	143,803	144,007	143,772	.0	31	.0	31	.0	143,803	.0	.0	.0	4,771	07/02/2022	3FE
90931C-AA-6	UNITED AIR 2019-1 AA PTT		02/25/2020	SINKING FUND REDEMPTION		133,016	133,016	133,016	133,016	.0	.0	.0	.0	.0	133,016	.0	.0	.0	2,760	08/25/2031	1FE
90931L-AA-6	UNITED AIRLINES INC 2016-1 AA PTT		01/07/2020	SINKING FUND REDEMPTION		5,277	5,277	5,277	5,277	.0	.0	.0	.0	.0	5,277	.0	.0	.0	82	07/07/2028	1FE
91834P-AG-0	VMC_19-FL3		03/15/2020	MBS PAYDOWN		117,865	117,865	117,865	117,865	.0	.0	.0	.0	.0	117,865	.0	.0	.0	1,053	09/15/2036	1FE
92535V-AA-0	VBTOW_16-2A		03/15/2020	MBS PAYDOWN		23,839	23,839	23,838	23,790	.0	49	.0	49	.0	23,839	.0	.0	.0	206	10/15/2046	2FE
929227-2G-0	WAMU_03-S5		03/01/2020	MBS PAYDOWN		8,924	8,924	9,426	8,940	.0	(16)	.0	(16)	.0	8,924	.0	.0	.0	111	06/25/2033	1FM
92922F-3R-7	WAMU_05-AR12 2A2		03/01/2020	MBS PAYDOWN		8,751	8,751	8,631	8,751	.0	8,751	.0	8,751	.0	8,751	.0	.0	.0	31	09/25/2035	1FM
92922F-4G-0	WAMU_05-AR14 2A2		03/01/2020	MBS PAYDOWN		1,286	1,286	679	1,286	.0	1,286	.0	1,286	.0	1,286	.0	.0	.0	8	12/25/2035	1FM
92922F-4V-7	WAMU_05-AR13		03/25/2020	MBS PAYDOWN		204,451	204,451	201,768	204,316	.0	136	.0	136	.0	204,451	.0	.0	.0	908	10/25/2045	1FM
92922F-7T-9	WAMU_05-AR17 A1B3		03/25/2020	MBS PAYDOWN		19,962	19,962	19,962	19,915	.0	47	.0	47	.0	19,962	.0	.0	.0	85	12/25/2045	1FM
92922F-S2-5	WAMU_05-AR8 21B3		03/25/2020	MBS PAYDOWN		3,780	3,780	3,780	3,780	.0	.0	.0	.0	.0	3,780	.0	.0	.0	16	07/25/2045	1FM
92922F-TB-4	WAMU_04-AR7		03/01/2020	MBS PAYDOWN		185,875	185,875	188,780	186,152	.0	(277)	.0	(277)	.0	185,875	.0	.0	.0	1,597	07/25/2034	1FM
92922F-WE-4	WAMU_04-AR9 A1		03/01/2020	MBS PAYDOWN		21,848	21,848	21,220	21,855	.0	(7)	.0	(7)	.0	21,848	.0	.0	.0	148	08/25/2034	1FM
92925C-DC-3	WAMU_06-AR3 A1C		03/01/2020	MBS PAYDOWN		5,447	5,447	32,770	5,378	.0	70	.0	70	.0	5,447	.0	.0	.0	174	02/25/2046	4FM
92939K-AH-1	WFRBS_14-C24		03/01/2020	INTEREST ONLY PAYMENT		.0	.0	16,842	202	.0	(202)	.0	(202)	.0	.0	.0	.0	.0	466	11/15/2047	1FE
92966#-AG-4	WABASH VALLEY POWER ASSOCIATION IN PRVT		01/31/2020	VARIOUS		204,322	204,322	204,322	204,322	.0	.0	.0	.0	.0	204,322	.0	.0	.0	3,136	01/31/2028	1
92977Y-AE-1	WMULT_05-A 4A1		03/01/2020	MBS PAYDOWN		20,289	20,289	20,345	20,302	.0	(12)	.0	(12)	.0	20,289	.0	.0	.0	161	08/20/2035	1FM
93363B-AC-2	WAMU_06-AR19 1A1B		03/01/2020	MBS PAYDOWN		10,799	10,815	10,805	10,649	.0	150	.0	150	.0	10,799	.0	.0	.0	64	01/25/2047	1FM
93363B-AE-8	WAMU_06-AR19 2A1B		03/01/2020	MBS PAYDOWN		6,903	6,950	4,775	6,876	.0	27	.0	27	.0	6,903	.0	.0	.0	33	01/25/2047	1FM
93363B-AC-0	WAMU_06-AR13 2A1B		03/01/2020	MBS PAYDOWN		73,980	73,969	41,762	73,261	.0	719	.0	719	.0	73,980	.0	.0	.0	300	10/25/2046	1FM
93363X-AD-5	WMHE_07-HE4		03/25/2020	MBS PAYDOWN		188,332	188,332	129,573	188,031	.0	302	.0	302	.0	188,332	.0	.0	.0	873	07/25/2047	1FM
93364B-AA-8	WAMU_07-0A5 1A		03/01/2020	MBS PAYDOWN		18,627	18,627	18,627	18,577	.0	50	.0	50	.0	18,627	.0	.0	.0	84	06/25/2047	1FM
939336-2W-2	WMALT_05-1 CX		03/01/2020	INTEREST ONLY PAYMENT		.0	.0	19,810	167	.0	(167)	.0	(167)	.0	.0	.0	.0	.0	853	03/25/2035	5G1
93934F-AA-0	WMALT_05-5 CB1		03/25/2020	MBS PAYDOWN		7,238	7,601	7,601	7,215	.0	24	.0	24	.0	7,238	.0	.0	.0	25	07/25/2035	1FM
93934F-BU-5	WMALT_05-7 4CB		03/01/2020	MBS PAYDOWN		19,382	23,804	20,365	19,341	.0	41	.0	41	.0	19,382	.0	.0	.0	382	08/25/2035	1FM
93934F-PT-3	WAMU_06-AR4 2A1A		03/01/2020	MBS PAYDOWN		3,729	3,729	3,722	3,720	.0	9	.0	9	.0	3,729	.0	.0	.0	14	05/25/2046	1FM
93934N-AA-3	WMALT_06-5 1A1		03/25/2020	MBS PAYDOWN		19,668	22,376	12,910	19,571	.0	97	.0	97	.0	19,668	.0	.0	.0	69	07/25/2036	1FM
93935B-BR-3	WMALT_07-0A3 4A2		03/01/2020	MBS PAYDOWN		68,601	70,874	70,785	68,481	.0	120	.0	120	.0	68,601	.0	.0	.0	364	04/25/2047	1FM
93935A-AF-9	WMALT_06-AR5 5A		03/01/2020	MBS PAYDOWN		7,678	7,218	5,399	7,443	203	32	.0	235	.0	7,678	.0	.0	.0	43	06/25/2046	1FM
93935F-AC-5	WMALT_06-AR6		03/01/2020	MBS PAYDOWN		145,088	181,548	131,140	144,981	.0	107	.0	107	.0	145,088	.0	.0	.0	932	08/25/2046	1FM
93935Y-AA-8	WMALT_06-AR10		03/25/2020	MBS PAYDOWN		26,724	26,724	18,421	26,604	.0	121	.0	121	.0	26,724	.0	.0	.0	88	12/25/2036	1FM
94847A-AB-3	WEDGEWOOD VILLAGE PHARMACY LLC		03/27/2020																		

STATEMENT AS OF MARCH 31, 2020 OF THE VOYA RETIREMENT INSURANCE AND ANNUITY COMPANY

**SCHEDULE D - PART 4**

Show All Long-Term Bonds and Stock Sold, Redeemed or Otherwise Disposed of During the Current Quarter

1	2	3	4	5	6	7	8	9	10	Change In Book/Adjusted Carrying Value					16	17	18	19	20	21	22
										11	12	13	14	15							
CUSIP Identification	Description	Foreign	Disposal Date	Name of Purchaser	Number of Shares of Stock	Consideration	Par Value	Actual Cost	Prior Year Book/Adjusted Carrying Value	Unrealized Valuation Increase/(Decrease)	Current Year's (Amortization)/Accretion	Current Year's Other Than Temporary Impairment Recognized	Total Change in Book/Adjusted Carrying Value (11 + 12 - 13)	Total Foreign Exchange Change in Book /Adjusted Carrying Value	Book/Adjusted Carrying Value at Disposal Date	Foreign Exchange Gain (Loss) on Disposal	Realized Gain (Loss) on Disposal	Total Gain (Loss) on Disposal	Bond Interest/Stock Dividends Received During Year	Stated Contractual Maturity Date	NAIC Designation and Administrative Symbol
94982P-AA-7	WFMS 05-AR7 1A1		03/01/2020	MBS PAYDOWN		154,293	154,293	150,640	154,315	.0	(22)	.0	(22)	.0	154,293	.0	.0	.0	1,244	05/25/2035	1FM
94982P-AE-9	WFMS 05-AR7 2A1		03/01/2020	MBS PAYDOWN		40,337	40,337	40,463	41,339	.0	(1,002)	.0	(1,002)	.0	40,337	.0	.0	.0	173	05/25/2035	1FM
949831-AA-9	WFMS 19-3		03/01/2020	MBS PAYDOWN		421,244	421,244	427,168	421,244	.0	(139)	.0	(139)	.0	421,244	.0	.0	.0	2,528	07/25/2049	1FM
949831-AS-0	WFMS 19-3		03/01/2020	MBS PAYDOWN		84,249	84,249	85,065	84,267	.0	(18)	.0	(18)	.0	84,249	.0	.0	.0	506	07/25/2049	1FM
949831-AW-1	WFMS 19-3		03/01/2020	INTEREST ONLY PAYMENT		.0	.0	327,786	15,278	.0	(15,278)	.0	(15,278)	.0	.0	.0	.0	.0	23,971	10/25/2049	1FE
949831-AX-9	WFMS 19-3		03/01/2020	INTEREST ONLY PAYMENT		.0	.0	138,000	6,146	.0	(6,146)	.0	(6,146)	.0	.0	.0	.0	.0	9,102	10/25/2049	1FE
94983J-AC-6	WFMS 06-AR1 11A1		03/01/2020	MBS PAYDOWN		4,821	4,821	4,522	4,823	.0	(2)	.0	(2)	.0	4,821	.0	.0	.0	37	03/25/2036	1FM
94985J-CD-0	WFMS 07-7 APO		03/30/2020	VARIOUS		46,124	48,513	28,743	45,601	.0	523	.0	523	.0	46,124	.0	.0	.0	.0	06/25/2037	1FM
95001P-AL-7	WFCM 18-BX1		02/15/2020	MBS PAYDOWN		170,717	170,717	170,611	170,486	.0	231	.0	231	.0	170,717	.0	.0	.0	960	12/15/2036	1FM
95001T-AA-3	WFMS 19-1		03/01/2020	MBS PAYDOWN		822,609	822,609	821,966	822,544	.0	65	.0	65	.0	822,609	.0	.0	.0	5,000	11/25/2048	1FM
95001T-AW-5	WFMS 19-1		03/01/2020	INTEREST ONLY PAYMENT		.0	.0	32,233	1,752	.0	(1,752)	.0	(1,752)	.0	.0	.0	.0	.0	4,023	11/25/2048	1FE
95002F-AX-2	WFMS 19-4		03/01/2020	INTEREST ONLY PAYMENT		.0	.0	37,051	955	.0	(955)	.0	(955)	.0	.0	.0	.0	.0	1,618	09/25/2049	1FE
95002J-AA-4	WFMS 19-2		03/01/2020	MBS PAYDOWN		1,567,948	1,567,948	1,595,877	1,569,139	.0	(1,191)	.0	(1,191)	.0	1,567,948	.0	.0	.0	10,770	04/25/2049	1FM
95002K-AA-1	WFMS 20-1		03/01/2020	MBS PAYDOWN		23,360	23,360	23,637	.0	.0	(8)	.0	(8)	.0	23,360	.0	.0	.0	58	12/25/2049	1FE
95058X-AE-8	WEN 18-1A		03/15/2020	MBS PAYDOWN		19,500	19,500	19,500	19,500	.0	.0	.0	.0	.0	19,500	.0	.0	.0	189	03/15/2048	2FE
95058X-AG-3	WEN 19-1A		03/15/2020	MBS PAYDOWN		45,000	45,000	45,000	45,000	.0	.0	.0	.0	.0	45,000	.0	.0	.0	426	06/15/2049	2FE
95810D-AR-2	WESTERN DIGITAL CORPORATION		01/31/2020	SINKING FUND REDEMPTION		972,193	972,193	935,736	969,808	.0	2,385	.0	2,385	.0	972,193	.0	.0	.0	4,101	04/29/2023	2FE
973148-AA-3	WIND ENERGY TRANSMISSION TEXAS LLC		03/31/2020	SINKING FUND REDEMPTION		60,452	60,452	60,673	60,453	.0	(1)	.0	(1)	.0	60,452	.0	.0	.0	.0	12/18/2034	1
974153-AA-6	WSTOP 18-1		03/05/2020	MBS PAYDOWN		15,000	15,000	15,000	15,000	.0	.0	.0	.0	.0	15,000	.0	.0	.0	186	12/05/2048	2FE
97806*-AG-7	WOLVERINE POWER SUPPLY COOPERATIVE		03/10/2020	SINKING FUND REDEMPTION		183,333	183,333	183,333	183,333	.0	.0	.0	.0	.0	183,333	.0	.0	.0	3,511	09/10/2045	1
98310C-AC-6	WYNDHAM HOTELS & RESORTS INC		03/31/2020	SINKING FUND REDEMPTION		12,500	12,500	12,141	12,505	.0	(5)	.0	(5)	.0	12,500	.0	.0	.0	71	05/30/2025	2FE
98978V-AH-6	ZOETIS INC		01/16/2020	VARIOUS		5,474,745	4,500,000	5,382,371	5,379,911	.0	(781)	.0	(781)	.0	5,366,669	.0	108,076	108,076	99,875	02/01/2043	2FE
B1NORM-06-6	PSKW LLC - TL		03/09/2020	PRIVATE DIRECT SINKING FUND REDEMPTION		7,359,593	7,359,593	7,248,357	7,294,870	.0	(10,352)	.0	(10,352)	.0	7,296,980	.0	62,613	62,613	132,837	12/31/2021	3FE
B1N02S-V1-9	ISLAND MEDICAL MANAGEMENT HOLDINGS - TL		03/31/2020	SINKING FUND REDEMPTION		15,292	15,292	14,778	15,380	.0	(134)	.0	(134)	.0	15,246	.0	46	46	316	09/01/2022	3FE
B1N174-T6-1	PROFESSIONAL PHYSICAL THERAPY		02/01/2020	VARIOUS		3,698	3,712	3,360	3,698	.0	.0	.0	.0	.0	3,698	.0	.0	.0	32	12/16/2022	5G1
B1N17E-EP-5	WIRB-COPERNICUS GROUP		01/08/2020	VARIOUS		728,002	728,002	728,002	728,002	.0	.0	.0	.0	.0	728,002	.0	.0	.0	4,812	08/15/2022	1FE
C7236#-AA-2	PET SUPERMARKET INC - TL		02/29/2020	VARIOUS		35,839	35,839	35,636	35,813	.0	26	.0	26	.0	35,839	.0	.0	.0	704	07/05/2022	2PL
EK0121-71-6	VALARIS PLC		03/26/2020	VARIOUS		3,150,000	15,000,000	7,350,000	7,350,000	.0	.0	.0	.0	.0	7,350,000	.0	(4,200,000)	(4,200,000)	621,563	01/15/2044	5FE
G7017E-AB-4	PEROXYCHEM LLC		02/03/2020	VARIOUS		2,500,000	2,500,000	2,487,531	2,487,735	.0	12,265	.0	12,265	.0	2,500,000	.0	.0	.0	71,106	10/01/2024	4
00908P-AA-5	AIR CANADA 2017-1 CLASS AA PASS TH	A	01/15/2020	SINKING FUND REDEMPTION		76,800	76,800	76,800	76,800	.0	.0	.0	.0	.0	76,800	.0	.0	.0	1,267	01/15/2030	1FE
009090-AA-9	AIR CANADA 2015-1A PTT	A	03/15/2020	SINKING FUND REDEMPTION		101,323	101,323	101,323	101,323	.0	.0	.0	.0	.0	101,323	.0	.0	.0	1,824	03/15/2027	1FE
15135U-AF-6	CENOVUS ENERGY INC	A	03/27/2020	MORGAN STANLEY & CO. INC		1,650,000	3,000,000	3,181,560	3,177,824	.0	(1,153)	.0	(1,153)	.0	3,176,671	.0	(1,526,671)	(1,526,671)	76,500	11/15/2039	3FE
683715-AA-4	OPEN TEXT CORPORATION	A	03/05/2020	CORPORATE ACTION		1,368,981	1,350,000	1,350,000	1,350,000	.0	18,981	.0	18,981	.0	1,368,981	.0	.0	.0	48,516	01/15/2023	3FE
740212-AE-5	PRECISION DRILLING CORPORATION	A	01/06/2020	SINKING FUND REDEMPTION		275,146	275,146	275,146	275,146	.0	.0	.0	.0	.0	275,146	.0	.0	.0	288	12/15/2021	4FE
C1466#-AA-6	CANADIAN PACIFIC RAILWAY LTD PRVT	A	03/03/2020	SINKING FUND REDEMPTION		132,544	132,544	132,544	132,544	.0	.0	.0	.0	.0	132,544	.0	.0	.0	3,585	03/03/2024	1
C4111#-AF-8	GRAYMONT LTD PRVT	A	01/10/2020	SINKING FUND REDEMPTION		861,539	861,539	861,539	861,539	.0	.0	.0	.0	.0	861,539	.0	.0	.0	29,594	01/10/2023	2PL
C4861*-AB-3	IRVING OIL LTD PRVT	A	03/31/2020	MATURITY		9,750,000	9,750,000	9,750,000	9,750,000	.0	.0	.0	.0	.0	9,750,000	.0	.0	.0	306,638	03/31/2020	2FE
020053-AA-3	ALM 13-8A	D	03/04/2020	MBS PAYDOWN		3,720,000	3,720,000	3,720,000	3,720,000	.0	.0	.0	.0	.0	3,720,000	.0	.0	.0	50,003	03/15/2028	1FE
02364W-AV-7	AMERICA MOVIL SAB DE CV	D	03/30/2020	MATURITY		761,000	761,000	780,929	761,657	.0	(657)	.0	(657)	.0	761,000	.0	.0	.0	19,025	03/30/2020	1FE
05330K-AA-3	AUTOPISTAS METROPOLITANAS DE PUERT	D	03/31/2020	SINKING FUND REDEMPTION		76,050	76,050	75,827	75,827	.0	.0	.0	.0	.0	75,827	.0	223	223	1,283	06/30/2035	2FE
11014P-AC-9	BRIST 16-1A	D	02/28/2020	MBS PAYDOWN		3,000,000	3,000,000	3,000,300	2,986,844	.0	13,156	.0	13,156	.0	3,000,000	.0	.0	.0	51,152	04/15/2029	1FE
12551A-AA-3	CIFC 17-1A	D	01/21/2020	MBS PAYDOWN		9,210,000	9,210,000	9,210,000	9,210,000	.0	.0	.0	.0	.0	9,210,000	.0	.0	.0	78,280	04/23/2028	1FE
268270-AA-3	E. CL S. A.	D	01/28/2020	CORPORATE ACTION		3,103,500	3,000,000	3,401,250	3,060,168	.0	(4,269)	.0	(4,269)	.0	3,055,900	.0	47,600	47,600	90,469	01/15/2021	2FE
26876H-AA-6	ENA SUR TRUST	D	02/25/2020	SINKING FUND REDEMPTION		429,294	429,294	429,294	429,294	.0	.0	.0	.0	.0	429,294	.0	.0	.0	6,171	05/25/2025	2FE
45605P-AM-0	BIIND 16-1A	C	01/15/2020	VARIOUS		611,701	611,701	611,561	611,561	.0	140	.0	140	.0	611,701	.0	.0	.0	8,261	04/15/2026	2FE

E05.31

STATEMENT AS OF MARCH 31, 2020 OF THE VOYA RETIREMENT INSURANCE AND ANNUITY COMPANY

**SCHEDULE D - PART 4**

Show All Long-Term Bonds and Stock Sold, Redeemed or Otherwise Disposed of During the Current Quarter

1	2	3	4	5	6	7	8	9	10	Change In Book/Adjusted Carrying Value					16	17	18	19	20	21	22		
										11	12	13	14	15									
CUSIP Identification	Description	Foreign	Disposal Date	Name of Purchaser	Number of Shares of Stock	Consideration	Par Value	Actual Cost	Prior Year Book/ Adjusted Carrying Value	Unrealized Valuation Increase/ (Decrease)	Current Year's (Amortization)/ Accretion	Current Year's Other Than Temporary Impairment Recognized	Total Change in Book/ Adjusted Carrying Value (11 + 12 - 13)	Total Foreign Exchange Change in Book /Adjusted Carrying Value	Book/ Adjusted Carrying Value at Disposal Date	Foreign Exchange Gain (Loss) on Disposal	Realized Gain (Loss) on Disposal	Total Gain (Loss) on Disposal	Bond Interest/ Stock Dividends Received During Year	Stated Contractual Maturity Date	NAIC Designation and Administrative Symbol		
52111P-AA-9	LCM 23A	D	02/20/2020	MBS PAYDOWN		7,650,000	7,650,000	7,650,000	7,650,000	0	0	0	0	0	7,650,000	0	0	0	90,429	10/20/2029	1FE		
55819Q-AQ-0	MDPK_15-19A	D	03/10/2020	CORPORATE ACTION		7,000,000	7,000,000	7,000,000	7,000,000	0	0	0	0	0	7,000,000	0	0	0	99,400	01/22/2028	1FE		
55819Q-AU-1	MDPK_15-19A	D	03/10/2020	CORPORATE ACTION		7,500,000	7,500,000	7,500,000	7,500,000	0	0	0	0	0	7,500,000	0	0	0	122,542	01/22/2028	1FE		
55819X-AE-2	MDPK_16-22A	D	02/20/2020	MBS PAYDOWN		2,000,000	2,000,000	1,998,000	1,993,255	0	6,745	0	6,745	0	2,000,000	0	0	0	28,255	10/25/2029	1FE		
59882W-AA-5	MCSLT_19-1A	D	03/20/2020	MBS PAYDOWN		45,281	45,281	45,284	45,284	0	105	0	105	0	45,281	0	0	0	311	03/20/2043	1FE		
69689C-AN-6	PLMRS_15-2A	D	02/19/2020	MBS PAYDOWN		2,000,000	2,000,000	2,000,000	2,000,000	0	0	0	0	0	2,000,000	0	0	0	22,054	07/20/2030	1FE		
69689C-AQ-9	PLMRS_15-2A	D	02/19/2020	MBS PAYDOWN		900,000	900,000	900,000	900,000	0	0	0	0	0	900,000	0	0	0	11,285	07/20/2030	1FE		
90320M-AA-3	UPCB FINANCE IV LTD	D	02/13/2020	CORPORATE ACTION		3,178,194	3,095,000	3,100,556	3,097,042	0	83,114	0	83,114	0	3,180,156	0	(1,962)	(1,962)	96,117	01/15/2025	3FE		
EF0492-75-3	RAS LAFFAN LIQUEFIED NATURAL GAS C	D	03/30/2020	SINKING FUND REDEMPTION		18,904	18,904	20,227	18,904	0	0	0	0	0	18,904	0	0	0	506	09/30/2020	1FE		
E16271-90-8	PTTEP CANADA INTERNATIONAL FINA	D	01/14/2020	CORPORATE ACTION		732,144	700,000	717,850	702,851	0	(79)	0	(79)	0	702,772	0	29,372	29,372	10,957	04/05/2021	2FE		
G1910#-AQ-9	COBHAM PLC	D	02/18/2020	CORPORATE ACTION		5,049,000	5,049,000	5,179,540	5,127,540	0	(1,257)	0	(1,257)	0	5,127,490	0	(78,490)	(78,490)	65,721	10/28/2024	3		
G4803#-AE-0	INFORMA GROUP HOLDINGS	D	02/24/2020	CORPORATE ACTION		3,293,946	3,224,643	3,224,643	3,224,643	0	69,303	0	69,303	0	3,293,946	0	0	0	28,925	12/15/2020	2		
G8038#-AF-5	SERCO GROUP PLC	D	01/08/2020	SINKING FUND REDEMPTION		3,347,534	3,347,534	3,347,534	3,347,534	0	0	0	0	0	3,347,534	0	0	0	32,588	05/09/2021	3		
K7017#-AA-8	MERIDIAN SPIRIT APS	D	03/31/2020	SINKING FUND REDEMPTION		192,537	192,537	192,537	192,537	0	0	0	0	0	192,537	0	0	0	0	08/01/2030	2FE		
L8038#-AA-4	SBM BALEAI AZUL	D	03/15/2020	SINKING FUND REDEMPTION		204,470	204,470	204,470	204,470	0	0	0	0	0	204,470	0	0	0	2,811	09/15/2027	3		
L9082#-AE-9	TRAFIGURA FUNDING SA	D	03/25/2020	MATURITY		9,800,000	9,800,000	9,880,300	9,810,607	0	(10,607)	0	(10,607)	0	9,800,000	0	0	0	223,636	03/25/2020	2FE		
M2512#-AC-7	COCA COLA ICECEK	D	01/03/2020	VENERABLE IN KIND SINKING FUND REDEMPTION		211,818	200,000	200,000	200,000	0	0	0	0	0	200,000	0	11,818	11,818	814	05/30/2023	4		
P7003#-AA-3	LA BUFA WIND SAPI DE CV	D	03/31/2020	SINKING FUND REDEMPTION		11,965	11,965	11,965	11,965	0	0	0	0	0	11,965	0	0	0	173	09/30/2037	2PL		
Q1842#-AA-6	BROOKFIELD WA RAIL PTY LTD	D	03/27/2020	MATURITY		8,300,000	8,300,000	8,300,000	8,300,000	0	0	0	0	0	8,300,000	0	0	0	147,325	03/27/2020	2		
R6236#-AA-2	NORSPAN LNG VIII AS	D	03/30/2020	SINKING FUND REDEMPTION		494,021	494,021	494,021	494,021	0	0	0	0	0	494,021	0	0	0	11,511	03/30/2032	2PL		
Y8564#-AB-0	TEEKAY SHUTTLE TANKER FINANCE LLC	D	01/01/2020	VARIOUS		0	0	0	0	0	0	0	0	0	0	0	0	0	30,177	12/31/2023	2FE		
<b>3899999. Subtotal - Bonds - Industrial and Miscellaneous (Unaffiliated)</b>						503,202,212	518,756,408	521,493,415	455,513,185	804	2,789,353	0	2,790,157	0	512,592,793	0	(9,390,583)	(9,390,583)	9,125,892	XXX	XXX		
92912V-AQ-8	VOYA_14-2A	D	03/12/2020	CORPORATE ACTION		1,567,000	1,567,000	1,567,722	1,565,635	0	(2,825)	0	(2,825)	0	1,562,810	0	4,190	4,190	22,971	04/17/2030	1FE		
92912V-AS-4	VOYA_14-2A	D	03/12/2020	CORPORATE ACTION		983,000	983,000	985,969	983,688	0	(302)	0	(302)	0	983,386	0	(386)	(386)	17,621	04/17/2030	1FE		
92912V-AW-5	VOYA_14-2A	D	03/12/2020	CORPORATE ACTION		535,000	535,000	534,812	534,962	0	45	0	45	0	535,007	0	(7)	(7)	8,318	04/17/2030	1FE		
92915C-AN-4	VOYA_16-1A	D	01/20/2020	MBS PAYDOWN		5,625	5,625	5,625	5,625	0	0	0	0	0	5,625	0	0	0	37	01/20/2031	1FE		
92915P-AF-2	INGIM_14-1A	D	01/18/2020	MBS PAYDOWN		14,125	14,125	14,125	14,125	0	0	0	0	0	14,125	0	0	0	98	04/18/2031	1FE		
92915U-AA-2	VOYA CLO LTD VOYA_17-2A	D	01/15/2020	MBS PAYDOWN		15,300	15,300	15,356	15,300	0	0	0	0	0	15,300	0	0	0	113	06/07/2030	1FE		
92916M-AE-1	VOYA_17-1A	D	01/17/2020	MBS PAYDOWN		220,912	220,912	221,152	220,917	0	0	0	0	0	220,917	0	(5)	(5)	1,667	04/17/2030	1FE		
92917C-AA-0	INGIM_13-1A	D	01/15/2020	MBS PAYDOWN		26,625	26,625	26,625	26,627	0	(2)	0	(2)	0	26,625	0	0	0	177	10/15/2030	1FE		
<b>5599999. Subtotal - Bonds - Parent, Subsidiaries and Affiliates</b>						3,367,587	3,367,587	3,371,386	3,366,879	0	(3,084)	0	(3,084)	0	3,363,795	0	3,792	3,792	51,002	XXX	XXX		
<b>8399997. Total - Bonds - Part 4</b>						684,746,695	693,083,022	763,383,431	624,686,612	804	1,608,861	0	1,609,665	0	693,026,790	0	(8,280,099)	(8,280,099)	12,887,398	XXX	XXX		
<b>8399998. Total - Bonds - Part 5</b>						XXX	XXX	XXX	XXX	XXX	XXX	XXX	XXX	XXX	XXX	XXX	XXX	XXX	XXX	XXX	XXX	XXX	
<b>8399999. Total - Bonds</b>						684,746,695	693,083,022	763,383,431	624,686,612	804	1,608,861	0	1,609,665	0	693,026,790	0	(8,280,099)	(8,280,099)	12,887,398	XXX	XXX		
<b>8999997. Total - Preferred Stocks - Part 4</b>						0	XXX	0	0	0	0	0	0	0	0	0	0	0	0	0	0	XXX	XXX
<b>8999998. Total - Preferred Stocks - Part 5</b>						XXX	XXX	XXX	XXX	XXX	XXX	XXX	XXX	XXX	XXX	XXX	XXX	XXX	XXX	XXX	XXX	XXX	XXX
<b>8999999. Total - Preferred Stocks</b>						0	XXX	0	0	0	0	0	0	0	0	0	0	0	0	0	0	XXX	XXX
FHLBBO-ST-3	FEDERAL HOME LOAN BANK OF BOSTON	D	01/23/2020	DIRECT		32,714,000	3,271,400	3,271,400	3,271,400	0	0	0	0	0	3,271,400	0	0	0	0	0	XXX	XXX	
G36518-10-7	GORTMULLAN HOLDINGS LTD	D	02/26/2020	DIRECT		72,336,000	0	0	0	0	0	0	0	0	0	0	(1)	(1)	0	0	XXX	XXX	
B1N19T-SH-3	INTERSERVE GROUP HOLDINGS LIMITED	B	03/31/2020	DIRECT		1,000	0	0	105,059	0	0	0	0	0	105,059	(105,059)	0	(105,059)	0	0	XXX	XXX	
<b>9199999. Subtotal - Common Stocks - Industrial and Miscellaneous (Unaffiliated) Other</b>						3,271,400	XXX	3,271,401	3,376,460	0	0	0	0	0	3,376,460	(105,059)	(1)	(105,060)	0	0	XXX	XXX	
<b>9799997. Total - Common Stocks - Part 4</b>						3,271,400	XXX	3,271,401	3,376,460	0	0	0	0	0	3,376,460	(105,059)	(1)	(105,060)	0	0	XXX	XXX	
<b>9799998. Total - Common Stocks - Part 5</b>						XXX	XXX	XXX	XXX	XXX	XXX	XXX	XXX	XXX	XXX	XXX	XXX	XXX	XXX	XXX	XXX	XXX	XXX
<b>9799999. Total - Common Stocks</b>						3,271,400	XXX	3,271,401	3,376,460	0	0	0	0	0	3,376,460	(105,059)	(1)	(105,060)	0	0	XXX	XXX	
<b>9899999. Total - Preferred and Common Stocks</b>						3,271,400	XXX	3,271,401	3,376,460	0	0	0	0	0	3,376,460	(105,059)	(1)	(105,060)	0	0	XXX	XXX	
<b>9999999 - Totals</b>						688,018,095	XXX	766,654,832	628,063,072	804	1,608,861	0	1,609,665	0	696,403,250	(105,059)	(8,280,100)	(8,385,159)	12,887,398	XXX	XXX		

E05.32

STATEMENT AS OF MARCH 31, 2020 OF THE VOYA RETIREMENT INSURANCE AND ANNUITY COMPANY

**SCHEDULE DB - PART A - SECTION 1**

Showing all Options, Caps, Floors, Collars, Swaps and Forwards Open as of Current Statement Date

1	2	3	4	5	6	7	8	9	10	11	12	13	14	15	16	17	18	19	20	21	22	23												
Description	Description of Item(s) Hedged, Used for Income Generation or Replicated	Schedule/ Exhibit Identifier	Type(s) of Risk(s) (a)	Exchange, Counterparty or Central Clearinghouse	Trade Date	Date of Maturity or Expiration	Number of Contracts	Notional Amount	Strike Price, Rate or Index Received (Paid)	Cumulative Prior Year(s) Initial Cost of Un-discounted Premium (Received) Paid	Current Year Initial Cost of Un-discounted Premium (Received) Paid	Current Year Income	Book/ Adjusted Carrying Value	Code	Fair Value	Unrealized Valuation Increase/ (Decrease)	Total Foreign Exchange Change in B./A.C.V.	Current Year's (Amortization)/ Accretion	Adjustment to Carrying Value of Hedged Item	Potential Exposure	Credit Quality of Reference Entity	Hedge Effectiveness at Inception and at Quarter-end (b)												
007999999. Subtotal - Purchased Options - Hedging Effective Excluding Variable Annuity Guarantees Under SSAP No.108										0	0	0	0	XXX	0	0	0	0	0	0	XXX	XXX												
014999999. Subtotal - Purchased Options - Hedging Effective Variable Annuity Guarantees Under SSAP No.108										0	0	0	0	XXX	0	0	0	0	0	0	0	0	0	0	XXX	XXX								
OTC OPTION CALL BOUGHT, APR20 SPX C @ 2902.07	Equity Index Annuity Liabilities	Exhibit 5	Equity/Index	Societe Generale ... 02RNE81BXP4R0TD8PU41	.05/02/2019	.04/13/2020	516	1,496,398	APR20 SPX C @ 2902.07	93,181	0	0	1,822	XXX	1,822	(156,040)	0	(24,439)	0	0	0	0001	0001											
OTC OPTION CALL BOUGHT, MAY20 SPX C @ 2871.26	Equity Index Annuity Liabilities	Exhibit 5	Equity/Index	Societe Generale ... 02RNE81BXP4R0TD8PU41	.06/03/2019	.05/15/2020	437	1,253,559	MAY20 SPX C @ 2871.26	48,271	0	0	11,226	XXX	11,226	(146,940)	0	(12,659)	0	0	0	0	0001	0001										
OTC OPTION CALL BOUGHT, JUN20 SPX C @ 2893.57	Equity Index Annuity Liabilities	Exhibit 5	Equity/Index	HSBC Bank USA, National Association ... 11E8VN30JCEQV1H4R804	.07/01/2019	.06/15/2020	737	2,130,140	JUN20 SPX C @ 2893.57	157,991	0	0	28,402	XXX	28,402	(210,828)	0	(41,078)	0	0	0	0	0001	0001										
OTC OPTION CALL BOUGHT, JUL20 SPX C @ 2995.18	Equity Index Annuity Liabilities	Exhibit 5	Equity/Index	Wells Fargo Bank, N. A. ... KB1H1DSPRFMYMCFXT09	.08/06/2019	.07/15/2020	1,227	3,675,379	JUL20 SPX C @ 2995.18	147,265	0	0	33,662	XXX	33,662	(301,123)	0	(38,957)	0	0	0	0	0001	0001										
OTC OPTION CALL BOUGHT, AUG20 SPX C @ 2900.01	Equity Index Annuity Liabilities	Exhibit 5	Equity/Index	BNP Paribas ... ROMUJISFPUBM8PR08K5P83	.09/04/2019	.08/17/2020	1,791	5,191,758	AUG20 SPX C @ 2900.01	382,396	0	0	120,908	XXX	120,908	(483,862)	0	(99,994)	0	0	0	0	0001	0001										
OTC OPTION CALL BOUGHT, SEP20 SPX C @ 2976.31	Equity Index Annuity Liabilities	Exhibit 5	Equity/Index	BNP Paribas ... ROMUJISFPUBM8PR08K5P83	.10/02/2019	.09/14/2020	1,839	5,474,305	SEP20 SPX C @ 2976.31	281,845	0	0	100,179	XXX	100,179	(450,665)	0	(73,701)	0	0	0	0	0001	0001										
OTC OPTION CALL BOUGHT, OCT20 SPX C @ 2971.83	Equity Index Annuity Liabilities	Exhibit 5	Equity/Index	BNP Paribas ... ROMUJISFPUBM8PR08K5P83	.11/01/2019	.10/14/2020	1,037	3,080,395	OCT20 SPX C @ 2971.83	255,641	0	0	68,809	XXX	68,809	(229,600)	0	(66,849)	0	0	0	0	0001	0001										
OTC OPTION CALL BOUGHT, NOV20 SPX C @ 3097.38	Equity Index Annuity Liabilities	Exhibit 5	Equity/Index	BNP Paribas ... ROMUJISFPUBM8PR08K5P83	.12/09/2019	.11/13/2020	1,157	3,583,200	NOV20 SPX C @ 3097.38	266,758	0	0	49,609	XXX	49,609	(189,101)	0	(71,397)	0	0	0	0	0001	0001										
OTC OPTION CALL BOUGHT, DEC20 SPX C @ 3142.73	Equity Index Annuity Liabilities	Exhibit 5	Equity/Index	HSBC Bank USA, National Association ... 11E8VN30JCEQV1H4R804	.01/02/2020	.12/14/2020	235	736,955	DEC20 SPX C @ 3142.73	0	60,355	0	9,829	XXX	9,829	(35,046)	0	(15,480)	0	0	0	0	0001	0001										
OTC OPTION CALL BOUGHT, JAN21 SPX C @ 3281.12	Equity Index Annuity Liabilities	Exhibit 5	Equity/Index	BNP Paribas ... ROMUJISFPUBM8PR08K5P83	.02/04/2020	.01/15/2021	338	1,107,394	JAN21 SPX C @ 3281.12	0	69,239	0	8,985	XXX	8,985	(49,048)	0	(11,206)	0	0	0	0	0001	0001										
OTC OPTION CALL BOUGHT, FEB21 SPX C @ 3248.47	Equity Index Annuity Liabilities	Exhibit 5	Equity/Index	Societe Generale ... 02RNE81BXP4R0TD8PU41	.03/03/2020	.02/12/2021	482	1,562,024	FEB21 SPX C @ 3248.47	0	53,555	0	17,614	XXX	17,614	(31,607)	0	(4,334)	0	0	0	0	0001	0001										
015999999. Subtotal - Purchased Options - Hedging Other - Call Options and Warrants										1,633,348	183,149	0	451,045	XXX	451,045	(2,283,860)	0	(460,094)	0	0	0	0	0	0	0	0	XXX	XXX						
CAP BOUGHT, 4.000000	Retirement- Low Rate Hedge	Exhibit 5	INTEREST RISK	Goldman Sachs International ... W22LRO1P21HZNB6K528	.03/05/2015	.03/09/2025	1	500,000,000	4.000000 10Y CMS CAP	13,500,000	0	0	324,916	XXX	324,916	(131,208)	0	(336,111)	0	0	0	0	0001	0001										
CAP BOUGHT, 4.000000	Retirement- Low Rate Hedge	Exhibit 5	INTEREST RISK	Goldman Sachs International ... W22LRO1P21HZNB6K528	.03/05/2015	.03/09/2025	1	500,000,000	4.000000 10Y CMS CAP	13,500,000	0	0	324,916	XXX	324,916	(131,208)	0	(336,111)	0	0	0	0	0001	0001										
CAP BOUGHT, 4.000000	Retirement- Low Rate Hedge	Exhibit 5	INTEREST RISK	Goldman Sachs International ... W22LRO1P21HZNB6K528	.03/05/2015	.03/09/2025	1	30,000,000	4.000000 10Y CMS CAP	810,000	0	0	19,495	XXX	19,495	(7,873)	0	(20,167)	0	0	0	0	0001	0001										
017999999. Subtotal - Purchased Options - Hedging Other - Caps										27,810,000	0	0	669,327	XXX	669,327	(270,289)	0	(692,389)	0	0	0	0	0	0	0	0	0	XXX	XXX					
021999999. Subtotal - Purchased Options - Hedging Other										29,443,348	183,149	0	1,120,372	XXX	1,120,372	(2,554,149)	0	(1,152,483)	0	0	0	0	0	0	0	0	0	0	XXX	XXX				
028999999. Subtotal - Purchased Options - Replications										0	0	0	0	XXX	0	0	0	0	0	0	0	0	0	0	0	0	0	0	XXX	XXX				
035999999. Subtotal - Purchased Options - Income Generation										0	0	0	0	XXX	0	0	0	0	0	0	0	0	0	0	0	0	0	0	0	XXX	XXX			
042999999. Subtotal - Purchased Options - Other										0	0	0	0	XXX	0	0	0	0	0	0	0	0	0	0	0	0	0	0	0	0	XXX	XXX		
043999999. Total Purchased Options - Call Options and Warrants										1,633,348	183,149	0	451,045	XXX	451,045	(2,283,860)	0	(460,094)	0	0	0	0	0	0	0	0	0	0	0	0	XXX	XXX		
044999999. Total Purchased Options - Put Options										0	0	0	0	XXX	0	0	0	0	0	0	0	0	0	0	0	0	0	0	0	0	XXX	XXX		
045999999. Total Purchased Options - Caps										27,810,000	0	0	669,327	XXX	669,327	(270,289)	0	(692,389)	0	0	0	0	0	0	0	0	0	0	0	0	XXX	XXX		
046999999. Total Purchased Options - Floors										0	0	0	0	XXX	0	0	0	0	0	0	0	0	0	0	0	0	0	0	0	0	XXX	XXX		
047999999. Total Purchased Options - Collars										0	0	0	0	XXX	0	0	0	0	0	0	0	0	0	0	0	0	0	0	0	0	0	XXX	XXX	
048999999. Total Purchased Options - Other										0	0	0	0	XXX	0	0	0	0	0	0	0	0	0	0	0	0	0	0	0	0	0	XXX	XXX	
049999999. Total Purchased Options										29,443,348	183,149	0	1,120,372	XXX	1,120,372	(2,554,149)	0	(1,152,483)	0	0	0	0	0	0	0	0	0	0	0	0	0	XXX	XXX	
056999999. Subtotal - Written Options - Hedging Effective Excluding Variable Annuity Guarantees Under SSAP No.108										0	0	0	0	XXX	0	0	0	0	0	0	0	0	0	0	0	0	0	0	0	0	0	XXX	XXX	
063999999. Subtotal - Written Options - Hedging Effective Variable Annuity Guarantees Under SSAP No.108										0	0	0	0	XXX	0	0	0	0	0	0	0	0	0	0	0	0	0	0	0	0	0	0	XXX	XXX

E06



STATEMENT AS OF MARCH 31, 2020 OF THE VOYA RETIREMENT INSURANCE AND ANNUITY COMPANY

**SCHEDULE DB - PART A - SECTION 1**

Showing all Options, Caps, Floors, Collars, Swaps and Forwards Open as of Current Statement Date

1	2	3	4	5	6	7	8	9	10	11	12	13	14	15	16	17	18	19	20	21	22	23	
Description	Description of Item(s) Hedged, Used for Income Generation or Replicated	Schedule/ Exhibit Identifier	Type(s) of Risk(s) (a)	Exchange, Counterparty or Central Clearinghouse	Trade Date	Date of Maturity or Expiration	Number of Contracts	Notional Amount	Strike Price, Rate or Index Received (Paid)	Cumulative Prior Year(s) Initial Cost of Un-discounted Premium (Received) Paid	Current Year Initial Cost of Un-discounted Premium (Received) Paid	Current Year Income	Book/ Adjusted Carrying Value	Code	Fair Value	Unrealized Valuation Increase/ (Decrease)	Total Foreign Exchange Change in B./A.C.V.	Current Year's (Amortization)/ Accretion	Adjustment to Carrying Value of Hedged Item	Potential Exposure	Credit Quality of Reference Entity	Hedge Effectiveness at Inception and at Quarter-end (b)	
OTC OPTION CALL WRITTEN, APR20 SPX @ 2978.31	Equity Index Annuity Liabilities	Exhibit 5	Equity/Index	Societe Generale ... C2RNE81BXP4ROT8PU41	05/02/2019	04/13/2020	516	1,496,398	APR20 SPX C @ 2978.31	(68,411)	0	0	(767)		(767)	128,643	0	17,941	0	0		0001	
OTC OPTION CALL WRITTEN, MAY20 SPX @ 2946.7	Equity Index Annuity Liabilities	Exhibit 5	Equity/Index	Societe Generale ... C2RNE81BXP4ROT8PU41	06/03/2019	05/15/2020	437	1,253,559	MAY20 SPX C @ 2946.7	(33,356)	0	0	(5,469)		(5,469)	127,702	0	8,748	0	0		0001	
OTC OPTION CALL WRITTEN, JUN20 SPX @ 2983.03	Equity Index Annuity Liabilities	Exhibit 5	Equity/Index	HSBC Bank USA, National Association ... 11EBVN30JCEQV1H4R804	07/01/2019	06/15/2020	737	2,130,140	JUN20 SPX C @ 2983.03	(115,318)	0	0	(13,752)		(13,752)	180,610	0	29,983	0	0		0001	
OTC OPTION CALL WRITTEN, JUL20 SPX @ 3089.13	Equity Index Annuity Liabilities	Exhibit 5	Equity/Index	Wells Fargo Bank, N. A. ... KB1H1DSPRFMYMCJFT09	08/06/2019	07/15/2020	1,227	3,675,379	JUL20 SPX C @ 3089.13	(94,160)	0	0	(16,496)		(16,496)	242,431	0	24,909	0	0		0001	
OTC OPTION CALL WRITTEN, AUG20 SPX @ 2989.81	Equity Index Annuity Liabilities	Exhibit 5	Equity/Index	BNP Paribas ... ROMUJISFPUBMPRO8K5P83	09/04/2019	08/17/2020	1,791	5,191,758	AUG20 SPX C @ 2989.81	(283,175)	0	0	(73,196)		(73,196)	426,041	0	74,049	0	0		0001	
OTC OPTION CALL WRITTEN, SEP20 SPX @ 3076.59	Equity Index Annuity Liabilities	Exhibit 5	Equity/Index	BNP Paribas ... ROMUJISFPUBMPRO8K5P83	10/02/2019	09/14/2020	1,839	5,474,305	SEP20 SPX C @ 3076.59	(187,504)	0	0	(57,013)		(57,013)	377,020	0	49,031	0	0		0001	
OTC OPTION CALL WRITTEN, OCT20 SPX @ 3078.85	Equity Index Annuity Liabilities	Exhibit 5	Equity/Index	BNP Paribas ... ROMUJISFPUBMPRO8K5P83	11/01/2019	10/14/2020	1,037	3,080,395	OCT20 SPX C @ 3078.85	(182,481)	0	0	(40,069)		(40,069)	193,414	0	47,718	0	0		0001	
OTC OPTION CALL WRITTEN, NOV20 SPX @ 3223.46	Equity Index Annuity Liabilities	Exhibit 5	Equity/Index	BNP Paribas, HSBC Bank USA, National Association ... 11EBVN30JCEQV1H4R804	12/09/2019	11/13/2020	1,157	3,583,200	NOV20 SPX C @ 3223.46	(179,705)	0	0	(25,457)		(25,457)	139,280	0	48,098	0	0		0001	
OTC OPTION CALL WRITTEN, DEC20 SPX @ 3278.58	Equity Index Annuity Liabilities	Exhibit 5	Equity/Index	Association ... 11EBVN30JCEQV1H4R804	01/02/2020	12/14/2020	235	736,955	DEC20 SPX C @ 3278.58	0	(39,449)	0	(4,999)		(4,999)	24,332	0	10,118	0	0		0001	
OTC OPTION CALL WRITTEN, JAN21 SPX @ 3421.73	Equity Index Annuity Liabilities	Exhibit 5	Equity/Index	BNP Paribas ... ROMUJISFPUBMPRO8K5P83	02/04/2020	01/15/2021	338	1,107,394	JAN21 SPX C @ 3421.73	0	(41,462)	0	(4,542)		(4,542)	30,209	0	6,711	0	0		0001	
OTC OPTION CALL WRITTEN, FEB21 SPX @ 3363.9	Equity Index Annuity Liabilities	Exhibit 5	Equity/Index	Societe Generale ... C2RNE81BXP4ROT8PU41	03/03/2020	02/12/2021	482	1,562,024	FEB21 SPX C @ 3363.9	0	(31,383)	0	(10,671)		(10,671)	18,173	0	2,540	0	0		0001	
0649999999. Subtotal - Written Options - Hedging Other - Call Options and Warrants										(1,144,110)	(112,294)	0	(252,431)	XXX	(252,431)	1,887,855	0	319,846	0	0	XXX	XXX	
CAP WRITTEN, 8.000000 10Y CMS CAP	Retirement- Low Rate Hedge	Exhibit 5	INTEREST RISK	Goldman Sachs International ... W22LR0WP21HZNB6K528	03/05/2015	03/09/2025	1	500,000,000	8.000000 10Y CMS CAP	(2,625,000)	0	0	(17,316)		(17,316)	(58,762)	0	65,355	0	0		0001	
CAP WRITTEN, 8.000000 10Y CMS CAP	Retirement- Low Rate Hedge	Exhibit 5	INTEREST RISK	Goldman Sachs International ... W22LR0WP21HZNB6K528	03/05/2015	03/09/2025	1	500,000,000	8.000000 10Y CMS CAP	(2,625,000)	0	0	(17,316)		(17,316)	(58,762)	0	65,355	0	0		0001	
CAP WRITTEN, 8.000000 10Y CMS CAP	Retirement- Low Rate Hedge	Exhibit 5	INTEREST RISK	Goldman Sachs International ... W22LR0WP21HZNB6K528	03/05/2015	03/09/2025	1	30,000,000	8.000000 10Y CMS CAP	(157,500)	0	0	(1,039)		(1,039)	(3,526)	0	3,921	0	0		0001	
0669999999. Subtotal - Written Options - Hedging Other - Caps										(5,407,500)	0	0	(35,671)	XXX	(35,671)	(121,050)	0	134,631	0	0	XXX	XXX	
0709999999. Subtotal - Written Options - Hedging Other										(6,551,610)	(112,294)	0	(288,102)	XXX	(288,102)	1,766,805	0	454,477	0	0	XXX	XXX	
0779999999. Subtotal - Written Options - Replications										0	0	0	0	XXX	0	0	0	0	0	0	XXX	XXX	
0849999999. Subtotal - Written Options - Income Generation										0	0	0	0	XXX	0	0	0	0	0	0	0	XXX	XXX
0919999999. Subtotal - Written Options - Other										0	0	0	0	XXX	0	0	0	0	0	0	0	XXX	XXX
0929999999. Total Written Options - Call Options and Warrants										(1,144,110)	(112,294)	0	(252,431)	XXX	(252,431)	1,887,855	0	319,846	0	0	XXX	XXX	
0939999999. Total Written Options - Put Options										0	0	0	0	XXX	0	0	0	0	0	0	0	XXX	XXX
0949999999. Total Written Options - Caps										(5,407,500)	0	0	(35,671)	XXX	(35,671)	(121,050)	0	134,631	0	0	XXX	XXX	
0959999999. Total Written Options - Floors										0	0	0	0	XXX	0	0	0	0	0	0	0	XXX	XXX
0969999999. Total Written Options - Collars										0	0	0	0	XXX	0	0	0	0	0	0	0	XXX	XXX
0979999999. Total Written Options - Other										0	0	0	0	XXX	0	0	0	0	0	0	0	XXX	XXX
0989999999. Total Written Options										(6,551,610)	(112,294)	0	(288,102)	XXX	(288,102)	1,766,805	0	454,477	0	0	XXX	XXX	
CL INTEREST RATE SWAP, REC FIXED, PAY 6M	Cash Flow Hedge on Floating Rate Asset	D-1	INTEREST RISK	CME Group Inc./Morgan Stanley & Co. LLC LCZ7YXGLJUHFXNND88	10/16/2013	10/30/2020	1	5,300,000	REC SWP: USD 3.410000 10/30/2020 [PAY 6M]	0	0	5,583	0		0	30,923	0	0	0	20,244		(100/100)	

EO6.1

STATEMENT AS OF MARCH 31, 2020 OF THE VOYA RETIREMENT INSURANCE AND ANNUITY COMPANY

**SCHEDULE DB - PART A - SECTION 1**

Showing all Options, Caps, Floors, Collars, Swaps and Forwards Open as of Current Statement Date

1	2	3	4	5	6	7	8	9	10	11	12	13	14	15	16	17	18	19	20	21	22	23
Description	Description of Item(s) Hedged, Used for Income Generation or Replicated	Schedule/ Exhibit Identifier	Type(s) of Risk(s) (a)	Exchange, Counterparty or Central Clearinghouse	Trade Date	Date of Maturity or Expiration	Number of Contracts	Notional Amount	Strike Price, Rate or Index Received (Paid)	Cumulative Prior Year(s) Initial Cost of Un-discounted Premium (Received) Paid	Current Year Initial Cost of Un-discounted Premium (Received) Paid	Current Year Income	Book/ Adjusted Carrying Value	Code	Fair Value	Unrealized Valuation Increase/ (Decrease)	Total Foreign Exchange Change in B./A.C.V.	Current Year's (Amortization)/ Accretion	Adjustment to Carrying Value of Hedged Item	Potential Exposure	Credit Quality of Reference Entity	Hedge Effectiveness at Inception and at Quarter-end (b)
CL INTEREST RATE SWAP, REC FIXED, PAY 6ML	Cash Flow Hedge on Floating Rate Asset	D-1	INTEREST RISK	OGE Group Inc./Morgan Stanley & Co. LLC LCZ7XYGSLJUHFXNXD88	10/16/2013	10/30/2020	1	100,000	3.410000 ...REC SWP: USD 10/30/2020 [PAY 6ML]	0	0	105	0		583	0	0	0	0	382		(100/100)
CL INTEREST RATE SWAP, REC FIXED, PAY 6ML	Cash Flow Hedge on Floating Rate Asset	D-1	INTEREST RISK	OGE Group Inc./Morgan Stanley & Co. LLC LCZ7XYGSLJUHFXNXD88	10/16/2013	10/30/2020	1	400,000	3.410000 ...REC SWP: USD 10/30/2020 [PAY 6ML]	0	0	422	0		2,334	0	0	0	0	1,528		(100/100)
CL INTEREST RATE SWAP, REC FIXED, PAY 6ML	Cash Flow Hedge on Floating Rate Asset	D-1	INTEREST RISK	OGE Group Inc./Morgan Stanley & Co. LLC LCZ7XYGSLJUHFXNXD88	10/16/2013	10/30/2023	1	100,000	4.090000 ...REC SWP: USD 10/30/2023 [PAY 6ML]	0	0	242	0		8,323	0	0	0	0	947		(100/100)
CL INTEREST RATE SWAP, REC FIXED, PAY 6ML	Cash Flow Hedge on Floating Rate Asset	D-1	INTEREST RISK	OGE Group Inc./Morgan Stanley & Co. LLC LCZ7XYGSLJUHFXNXD88	10/16/2013	10/30/2023	1	6,800,000	4.090000 ...REC SWP: USD 10/30/2023 [PAY 6ML]	0	0	16,453	0		565,968	0	0	0	0	64,363		(100/100)
CL INTEREST RATE SWAP, REC FIXED, PAY 6ML	Cash Flow Hedge on Floating Rate Asset	D-1	INTEREST RISK	OGE Group Inc./Morgan Stanley & Co. LLC LCZ7XYGSLJUHFXNXD88	10/16/2013	10/30/2023	1	600,000	4.090000 ...REC SWP: USD 10/30/2023 [PAY 6ML]	0	0	1,452	0		49,938	0	0	0	0	5,679		(100/100)
CL INTEREST RATE SWAP, REC FIXED, PAY 6ML	Cash Flow Hedge on Floating Rate Asset	D-1	INTEREST RISK	OGE Group Inc./Morgan Stanley & Co. LLC LCZ7XYGSLJUHFXNXD88	03/17/2015	04/13/2030	1	10,000,000	3.340500 ...REC 1ML [PAY 4/13/2030]	0	0	11,287	0		1,556,773	0	0	0	0	158,438		(100/100)
CL INTEREST RATE SWAP, REC 1ML, PAY FIXED	Cash flow hedge mortgage derivative products	D-1	INTEREST RISK	OGE Group Inc./Morgan Stanley & Co. LLC LCZ7XYGSLJUHFXNXD88	07/29/2015	07/25/2020	1	12,600,000	1.600000 ...REC 1ML [PAY 7/25/2020]	0	0	1,614	0		(40,671)	0	0	0	0	35,516		(100/100)
CL INTEREST RATE SWAP, REC 1ML, PAY FIXED	Cash flow hedge mortgage derivative products	D-1	INTEREST RISK	OGE Group Inc./Morgan Stanley & Co. LLC LCZ7XYGSLJUHFXNXD88	07/29/2015	07/25/2020	1	119,600,000	1.600000 ...REC 1ML [PAY 7/25/2020]	0	0	15,319	0		(386,048)	0	0	0	0	337,119		(100/100)
CL INTEREST RATE SWAP, REC 1ML, PAY FIXED	Cash flow hedge mortgage derivative products	D-1	INTEREST RISK	OGE Group Inc./Morgan Stanley & Co. LLC LCZ7XYGSLJUHFXNXD88	10/27/2016	10/31/2023	1	188,000,000	1.375000 ...REC 1ML [PAY 10/31/2023]	0	0	145,281	0		(6,970,151)	0	0	0	0	1,780,128		(100/100)
CL INTEREST RATE SWAP, REC 1ML, PAY FIXED	Cash flow hedge mortgage derivative products	D-1	INTEREST RISK	OGE Group Inc./Morgan Stanley & Co. LLC LCZ7XYGSLJUHFXNXD88	10/27/2016	10/31/2023	1	4,000,000	1.375000 ...REC 1ML [PAY 10/31/2023]	0	0	3,091	0		(148,301)	0	0	0	0	37,875		(100/100)
CL INTEREST RATE SWAP, REC 1ML, PAY FIXED	Cash flow hedge mortgage derivative products	D-1	INTEREST RISK	LCH. Clearnet LLC/Morgan Stanley & Co. LLC WAM6YERMS70XFZUJY219	12/20/2017	12/15/2024	1	190,000,000	2.291000 15-DEC-2024 ...REC 1ML [PAY 15-DEC-2024]	0	0	(333,255)	0		(16,835,401)	0	0	0	0	2,062,250		(100/100)
CL INTEREST RATE SWAP, REC 1ML, PAY FIXED	Cash flow hedge mortgage derivative products	D-1	INTEREST RISK	LCH. Clearnet LLC/Morgan Stanley & Co. LLC WAM6YERMS70XFZUJY219	12/20/2017	12/15/2024	1	4,000,000	2.291000 15-DEC-2024 ...REC 1ML [PAY 15-DEC-2024]	0	0	(7,016)	0		(354,430)	0	0	0	0	43,416		(100/100)
CL INTEREST RATE SWAP, REC 1ML, PAY FIXED	Cash flow hedge mortgage derivative products	D-1	INTEREST RISK	LCH. Clearnet LLC/Morgan Stanley & Co. LLC WAM6YERMS70XFZUJY219	08/14/2018	08/25/2025	1	10,000,000	2.833000 25-AUG-2025 ...REC 1ML [PAY 25-AUG-2025]	0	0	(26,869)	0		(1,284,319)	0	0	0	0	116,248		(100/100)
CL INTEREST RATE SWAP, REC 1ML, PAY FIXED	Cash flow hedge mortgage derivative products	D-1	INTEREST RISK	LCH. Clearnet LLC/Morgan Stanley & Co. LLC WAM6YERMS70XFZUJY219	08/14/2018	08/25/2025	1	12,000,000	2.833000 25-AUG-2025 ...REC 1ML [PAY 25-AUG-2025]	0	0	(32,243)	0		(1,541,183)	0	0	0	0	139,498		(100/100)

E06.2

STATEMENT AS OF MARCH 31, 2020 OF THE VOYA RETIREMENT INSURANCE AND ANNUITY COMPANY

**SCHEDULE DB - PART A - SECTION 1**

Showing all Options, Caps, Floors, Collars, Swaps and Forwards Open as of Current Statement Date

1	2	3	4	5	6	7	8	9	10	11	12	13	14	15	16	17	18	19	20	21	22	23
Description	Description of Item(s) Hedged, Used for Income Generation or Replicated	Schedule/ Exhibit Identifier	Type(s) of Risk(s) (a)	Exchange, Counterparty or Central Clearinghouse	Trade Date	Date of Maturity or Expiration	Number of Contracts	Notional Amount	Strike Price, Rate or Index Received (Paid)	Cumulative Prior Year(s) Initial Cost of Un-discounted Premium (Received) Paid	Current Year Initial Cost of Un-discounted Premium (Received) Paid	Current Year Income	Book/ Adjusted Carrying Value	Code	Fair Value	Unrealized Valuation Increase/ (Decrease)	Total Foreign Exchange Change in B./A.C.V.	Current Year's (Amortization)/ Accretion	Adjustment to Carrying Value of Hedged Item	Potential Exposure	Credit Quality of Reference Entity	Hedge Effectiveness at Inception and at Quarter-end (b)
CL INTEREST RATE SWAP, REC 1ML, PAY FIXED	Cash flow hedge mortgage derivative products	D-1	INTEREST RISK	LCH. Clearnet LLC/Morgan Stanley & Co. LLC WAM6YERMS70XFZUJY219	08/14/2018	08/25/2025	1	375,000,000	...REC 1ML [PAY FSWP: USD 2.833000 25-AUG-2025]	0	0	(1,007,600)	0		(48,161,980)	0	0	0	0	4,359,316		(100/100)
CL INTEREST RATE SWAP, REC 1ML, PAY FIXED	Cash flow hedge mortgage derivative products	D-1	INTEREST RISK	LCH. Clearnet LLC/Morgan Stanley & Co. LLC WAM6YERMS70XFZUJY219	08/14/2018	08/25/2028	1	17,000,000	...REC 1ML [PAY FSWP: USD 2.882500 25-AUG-2028]	0	0	(45,580)	0		(3,226,459)	0	0	0	0	246,474		(100/100)
CL INTEREST RATE SWAP, REC 1ML, PAY FIXED	Cash flow hedge mortgage derivative products	D-1	INTEREST RISK	LCH. Clearnet LLC/Morgan Stanley & Co. LLC WAM6YERMS70XFZUJY219	08/14/2018	08/25/2028	1	332,000,000	...REC 1ML [PAY FSWP: USD 2.882500 25-AUG-2028]	0	0	(890,157)	0		(63,010,842)	0	0	0	0	4,813,490		(100/100)
CL INTEREST RATE SWAP, REC 1ML, PAY FIXED	Cash flow hedge mortgage derivative products	D-1	INTEREST RISK	LCH. Clearnet LLC/Morgan Stanley & Co. LLC WAM6YERMS70XFZUJY219	08/14/2018	08/25/2028	1	4,000,000	...REC 1ML [PAY FSWP: USD 2.882500 25-AUG-2028]	0	0	(10,725)	0		(759,167)	0	0	0	0	57,994		(100/100)
CL INTEREST RATE SWAP, REC 1ML, PAY FIXED	Cash flow hedge mortgage derivative products	D-1	INTEREST RISK	LCH. Clearnet LLC/Morgan Stanley & Co. LLC WAM6YERMS70XFZUJY219	10/04/2018	10/15/2033	1	3,000,000	...REC 1ML [PAY FSWP: USD 3.189000 15-OCT-2033]	0	0	(10,391)	0		(968,152)	0	0	0	0	55,217		(100/100)
CL INTEREST RATE SWAP, REC 1ML, PAY FIXED	Cash flow hedge mortgage derivative products	D-1	INTEREST RISK	LCH. Clearnet LLC/Morgan Stanley & Co. LLC WAM6YERMS70XFZUJY219	10/04/2018	10/15/2033	1	95,000,000	...REC 1ML [PAY FSWP: USD 3.189000 15-OCT-2033]	0	0	(329,045)	0		(30,658,152)	0	0	0	0	1,748,535		(100/100)
CL INTEREST RATE SWAP, REC 1ML, PAY FIXED	Cash flow hedge mortgage derivative products	D-1	INTEREST RISK	LCH. Clearnet LLC/Morgan Stanley & Co. LLC WAM6YERMS70XFZUJY219	10/04/2018	10/15/2033	1	2,000,000	...REC 1ML [PAY FSWP: USD 3.189000 15-OCT-2033]	0	0	(6,927)	0		(645,435)	0	0	0	0	36,811		(100/100)
CL INTEREST RATE SWAP, REC 1ML, PAY FIXED	Cash flow hedge mortgage derivative products	D-1	INTEREST RISK	LCH. Clearnet LLC/Morgan Stanley & Co. LLC WAM6YERMS70XFZUJY219	10/09/2018	10/15/2025	1	7,000,000	...REC 1ML [PAY FSWP: USD 3.105600 15-OCT-2025]	0	0	(25,371)	0		(1,024,622)	0	0	0	0	82,419		(100/100)
CL INTEREST RATE SWAP, REC 1ML, PAY FIXED	Cash flow hedge mortgage derivative products	D-1	INTEREST RISK	LCH. Clearnet LLC/Morgan Stanley & Co. LLC WAM6YERMS70XFZUJY219	10/09/2018	10/15/2025	1	225,000,000	...REC 1ML [PAY FSWP: USD 3.105600 15-OCT-2025]	0	0	(815,497)	0		(32,934,265)	0	0	0	0	2,649,179		(100/100)
CL INTEREST RATE SWAP, REC 1ML, PAY FIXED	Cash flow hedge mortgage derivative products	D-1	INTEREST RISK	LCH. Clearnet LLC/Morgan Stanley & Co. LLC WAM6YERMS70XFZUJY219	10/09/2018	10/15/2025	1	4,000,000	...REC 1ML [PAY FSWP: USD 3.105600 15-OCT-2025]	0	0	(14,498)	0		(585,498)	0	0	0	0	47,097		(100/100)
CL INTEREST RATE SWAP, REC 1ML, PAY FIXED	Cash flow hedge mortgage derivative products	D-1	INTEREST RISK	LCH. Clearnet LLC/Morgan Stanley & Co. LLC WAM6YERMS70XFZUJY219	12/28/2018	12/25/2023	1	128,000,000	...REC 1ML [PAY SNIP: USD 2.542000 25-DEC-2023]	0	0	(264,878)	0		(10,459,706)	0	0	0	0	1,237,202		(100/100)
CL INTEREST RATE SWAP, REC 1ML, PAY FIXED	Cash flow hedge mortgage derivative products	D-1	INTEREST RISK	LCH. Clearnet LLC/Morgan Stanley & Co. LLC WAM6YERMS70XFZUJY219	12/28/2018	12/25/2023	1	1,800,000	...REC 1ML [PAY SNIP: USD 2.542000 25-DEC-2023]	0	0	(3,725)	0		(147,090)	0	0	0	0	17,398		(100/100)
CL INTEREST RATE SWAP, REC 1ML, PAY FIXED	Cash flow hedge mortgage derivative products	D-1	INTEREST RISK	LCH. Clearnet LLC/Morgan Stanley & Co. LLC WAM6YERMS70XFZUJY219	12/24/2019	12/25/2024	1	5,000,000	...REC 1ML [PAY SNIP: USD 1.651000 25-DEC-2024]	0	0	297	0		(293,688)	0	0	0	0	54,427		(100/100)
CL INTEREST RATE SWAP, REC 1ML, PAY FIXED	Cash flow hedge mortgage derivative products	D-1	INTEREST RISK	LCH. Clearnet LLC/Morgan Stanley & Co. LLC WAM6YERMS70XFZUJY219	12/24/2019	12/25/2024	1	40,000,000	...REC 1ML [PAY SNIP: USD 1.651000 25-DEC-2024]	0	0	2,378	0		(2,349,507)	0	0	0	0	435,418		(100/100)

E06.3

STATEMENT AS OF MARCH 31, 2020 OF THE VOYA RETIREMENT INSURANCE AND ANNUITY COMPANY

**SCHEDULE DB - PART A - SECTION 1**

Showing all Options, Caps, Floors, Collars, Swaps and Forwards Open as of Current Statement Date

1	2	3	4	5	6	7	8	9	10	11	12	13	14	15	16	17	18	19	20	21	22	23
Description	Description of Item(s) Hedged, Used for Income Generation or Replicated	Schedule/ Exhibit Identifier	Type(s) of Risk(s) (a)	Exchange, Counterparty or Central Clearinghouse	Trade Date	Date of Maturity or Expiration	Number of Contracts	Notional Amount	Strike Price, Rate or Index Received (Paid)	Cumulative Prior Year(s) Initial Cost of Un-discounted Premium (Received) Paid	Current Year Initial Cost of Un-discounted Premium (Received) Paid	Current Year Income	Book/ Adjusted Carrying Value	Code	Fair Value	Unrealized Valuation Increase/ (Decrease)	Total Foreign Exchange Change in B./A.C.V.	Current Year's (Amortization)/ Accretion	Adjustment to Carrying Value of Hedged Item	Potential Exposure	Credit Quality of Reference Entity	Hedge Effectiveness at Inception and at Quarter-end (b)
CL INTEREST RATE SWAP, REC 1ML, PAY FIXED	Cash flow hedge mortgage derivative products	D-1	INTEREST RISK	LCH. Clearnet LLC/Morgan Stanley & Co. LLC	12/24/2019	12/25/2024	1	850,000,000	1.651000 25-DEC-2024]	0	0	50,540	0		(49,927,014)	0	0	0	0	9,252,638	XXX	(100/100)
099999999. Subtotal - Swaps - Hedging Effective Excluding Variable Annuity Guarantees Under SSAP No.108 - Interest Rate										0	0	(3,569,713)	0	XXX	(270,497,239)	0	0	0	0	29,897,246	XXX	XXX
CURRENCY SWAP, CSIWAP: EUR/USD 9/23/2026	Hedge of Fixed Rate Foreign Denominated AFS Security	D-1	Currency	BNP Paribas	09/14/2016	09/23/2026	1	112,400	.CSWAP: EUR/USD 9/23/2026	205	0	574	2,679		9,032	0	2,522	0	0	1,431		(100/100)
CURRENCY SWAP, CSIWAP: EUR/USD 9/23/2026	Hedge of Fixed Rate Foreign Denominated AFS Security	D-1	Currency	BNP Paribas	09/14/2016	09/23/2026	1	112,400	.CSWAP: EUR/USD 9/23/2026	205	0	574	2,675		9,027	0	2,525	0	0	1,431		(100/100)
CURRENCY SWAP, CSIWAP: EUR/USD 9/23/2026	Hedge of Fixed Rate Foreign Denominated AFS Security	D-1	Currency	BNP Paribas	09/14/2016	09/23/2026	1	112,400	.CSWAP: EUR/USD 9/23/2026	205	0	574	2,675		9,027	0	2,525	0	0	1,431		(100/100)
CURRENCY SWAP, CSIWAP: EUR/USD 9/23/2026	Hedge of Fixed Rate Foreign Denominated AFS Security	D-1	Currency	BNP Paribas	09/14/2016	09/23/2026	1	11,577,200	.CSWAP: EUR/USD 9/23/2026	21,115	0	59,159	275,525		929,823	0	260,075	0	0	147,410		(100/100)
CURRENCY SWAP, CSIWAP: EUR/USD 9/23/2028	Hedge of Fixed Rate Foreign Denominated AFS Security	D-1	Currency	Citibank, N.A.	09/14/2016	09/23/2028	1	7,081,200	.CSWAP: EUR/USD 9/23/2028	12,915	0	35,280	168,525		646,733	0	159,075	0	0	103,150		(100/100)
CURRENCY SWAP, CSIWAP: EUR/USD 9/23/2028	Hedge of Fixed Rate Foreign Denominated AFS Security	D-1	Currency	Citibank, N.A.	09/14/2016	09/23/2028	1	112,400	.CSWAP: EUR/USD 9/23/2028	205	0	560	2,675		10,266	0	2,525	0	0	1,637		(100/100)
CURRENCY SWAP, CSIWAP: EUR/USD 11/15/2023	Hedge of Fixed Rate Foreign Denominated AFS Security	D-1	Currency	Citibank, N.A.	09/27/2016	11/15/2023	1	22,390,000	.CSWAP: EUR/USD 11/15/2023	933,000	0	114,430	445,000		1,246,792	0	505,000	0	0	213,217		(100/100)
CURRENCY SWAP, CSIWAP: EUR/USD 11/15/2023	Hedge of Fixed Rate Foreign Denominated AFS Security	D-1	Currency	Citibank, N.A.	09/27/2016	11/15/2023	1	111,950	.CSWAP: EUR/USD 11/15/2023	4,665	0	572	2,225		6,234	0	2,525	0	0	1,066		(100/100)
CURRENCY SWAP, CSIWAP: EUR/USD 11/15/2023	Hedge of Fixed Rate Foreign Denominated AFS Security	D-1	Currency	Citibank, N.A.	09/27/2016	11/15/2023	1	111,950	.CSWAP: EUR/USD 11/15/2023	4,665	0	572	2,225		6,234	0	2,525	0	0	1,066		(100/100)
CURRENCY SWAP, CSIWAP: EUR/USD 11/15/2023	Hedge of Fixed Rate Foreign Denominated AFS Security	D-1	Currency	Citibank, N.A.	09/27/2016	11/15/2023	1	111,950	.CSWAP: EUR/USD 11/15/2023	4,665	0	572	2,225		6,234	0	2,525	0	0	1,066		(100/100)
CURRENCY SWAP, CSIWAP: EUR/USD 11/15/2028	Hedge of Fixed Rate Foreign Denominated AFS Security	D-1	Currency	Citibank, N.A.	09/27/2016	11/15/2028	1	111,950	.CSWAP: EUR/USD 11/15/2028	4,665	0	535	2,225		9,799	0	2,525	0	0	1,645		(100/100)
CURRENCY SWAP, CSIWAP: EUR/USD 11/15/2028	Hedge of Fixed Rate Foreign Denominated AFS Security	D-1	Currency	Citibank, N.A.	09/27/2016	11/15/2028	1	111,950	.CSWAP: EUR/USD 11/15/2028	4,665	0	535	2,225		9,799	0	2,525	0	0	1,645		(100/100)
CURRENCY SWAP, CSIWAP: EUR/USD 11/15/2028	Hedge of Fixed Rate Foreign Denominated AFS Security	D-1	Currency	Citibank, N.A.	09/27/2016	11/15/2028	1	111,950	.CSWAP: EUR/USD 11/15/2028	4,665	0	535	2,225		9,799	0	2,525	0	0	1,645		(100/100)
CURRENCY SWAP, CSIWAP: EUR/USD 11/15/2028	Hedge of Fixed Rate Foreign Denominated AFS Security	D-1	Currency	Citibank, N.A.	09/27/2016	11/15/2028	1	16,008,850	.CSWAP: EUR/USD 11/15/2028	667,095	0	76,437	318,175		1,401,278	0	361,075	0	0	235,184		(100/100)
CURRENCY SWAP, CSIWAP: EUR/USD 11/15/2026	Hedge of Fixed Rate Foreign Denominated AFS Security	D-1	Currency	Citibank, N.A.	09/27/2016	11/15/2026	1	111,950	.CSWAP: EUR/USD 11/15/2026	4,665	0	552	2,225		8,583	0	2,525	0	0	1,441		(100/100)
CURRENCY SWAP, CSIWAP: EUR/USD 11/15/2026	Hedge of Fixed Rate Foreign Denominated AFS Security	D-1	Currency	Citibank, N.A.	09/27/2016	11/15/2026	1	9,627,700	.CSWAP: EUR/USD 11/15/2026	401,190	0	47,489	191,350		738,153	0	217,150	0	0	123,952		(100/100)

EO6.4

STATEMENT AS OF MARCH 31, 2020 OF THE VOYA RETIREMENT INSURANCE AND ANNUITY COMPANY

**SCHEDULE DB - PART A - SECTION 1**

Showing all Options, Caps, Floors, Collars, Swaps and Forwards Open as of Current Statement Date

1	2	3	4	5	6	7	8	9	10	11	12	13	14	15	16	17	18	19	20	21	22	23
Description	Description of Item(s) Hedged, Used for Income Generation or Replicated	Schedule/ Exhibit Identifier	Type(s) of Risk(s) (a)	Exchange, Counterparty or Central Clearinghouse	Trade Date	Date of Maturity or Expiration	Number of Contracts	Notional Amount	Strike Price, Rate or Index Received (Paid)	Cumulative Prior Year(s) Initial Cost of Un-discounted Premium (Received) Paid	Current Year Initial Cost of Un-discounted Premium (Received) Paid	Current Year Income	Book/ Adjusted Carrying Value	Code	Fair Value	Unrealized Valuation Increase/ (Decrease)	Total Foreign Exchange Change in B./A.C.V.	Current Year's (Amortization)/ Accretion	Adjustment to Carrying Value of Hedged Item	Potential Exposure	Credit Quality of Reference Entity	Hedge Effectiveness at Inception and at Quarter-end (b)
CURRENCY SWAP, CSWAP: EUR/USD 11/15/2026	Hedge of Fixed Rate Foreign Denominated AFS Security	D-1	Currency	Citibank, N.A. 570DZIWZ7FF32TWEFA76	09/27/2016	11/15/2026	1	111,950	.CSWAP: EUR/USD 11/15/2026	4,665	0	552	2,225		8,583	0	2,525	0	0	1,441		(100/100)
CURRENCY SWAP, CSWAP: EUR/USD 11/15/2026	Hedge of Fixed Rate Foreign Denominated AFS Security	D-1	Currency	Citibank, N.A. 570DZIWZ7FF32TWEFA76	09/27/2016	11/15/2026	1	111,950	.CSWAP: EUR/USD 11/15/2026	4,665	0	552	2,225		8,583	0	2,525	0	0	1,441		(100/100)
CURRENCY SWAP, CSWAP: GBP/USD 12/15/2026	Hedge of Fixed Rate Foreign Denominated AFS Security	D-1	Currency	BNP Paribas ROMUJISFPUBM8K5P83	10/07/2016	12/15/2026	1	11,426,400	.CSWAP: GBP/USD 12/15/2026	13,340	0	27,027	18,860		586,305	0	780,160	0	0	148,019		(100/100)
CURRENCY SWAP, CSWAP: GBP/USD 12/15/2026	Hedge of Fixed Rate Foreign Denominated AFS Security	D-1	Currency	BNP Paribas ROMUJISFPUBM8K5P83	10/07/2016	12/15/2026	1	124,200	.CSWAP: GBP/USD 12/15/2026	145	0	294	205		6,373	0	8,480	0	0	1,609		(100/100)
CURRENCY SWAP, CSWAP: GBP/USD 12/15/2026	Hedge of Fixed Rate Foreign Denominated AFS Security	D-1	Currency	BNP Paribas ROMUJISFPUBM8K5P83	10/07/2016	12/15/2026	1	124,200	.CSWAP: GBP/USD 12/15/2026	145	0	294	205		6,373	0	8,480	0	0	1,609		(100/100)
CURRENCY SWAP, CSWAP: GBP/USD 12/15/2026	Hedge of Fixed Rate Foreign Denominated AFS Security	D-1	Currency	BNP Paribas ROMUJISFPUBM8K5P83	10/07/2016	12/15/2026	1	124,200	.CSWAP: GBP/USD 12/15/2026	145	0	294	205		6,373	0	8,480	0	0	1,609		(100/100)
CURRENCY SWAP, CSWAP: GBP/USD 11/23/2028	Hedge of Fixed Rate Foreign Denominated AFS Security	D-1	Currency	Goldman Sachs International W22LROIP21HZNB6K528	10/14/2016	11/23/2028	1	48,860,000	.CSWAP: GBP/USD 11/23/2028	(736,000)	0	93,909	(738,000)		1,227,252	0	3,392,000	0	0	718,707		(100/100)
CURRENCY SWAP, CSWAP: GBP/USD 11/23/2028	Hedge of Fixed Rate Foreign Denominated AFS Security	D-1	Currency	Goldman Sachs International W22LROIP21HZNB6K528	10/14/2016	11/23/2028	1	244,300	.CSWAP: GBP/USD 11/23/2028	(3,680)	0	470	(3,690)		6,136	0	16,960	0	0	3,594		(100/100)
CURRENCY SWAP, CSWAP: GBP/USD 11/23/2028	Hedge of Fixed Rate Foreign Denominated AFS Security	D-1	Currency	Goldman Sachs International W22LROIP21HZNB6K528	10/14/2016	11/23/2028	1	610,750	.CSWAP: GBP/USD 11/23/2028	(9,200)	0	1,174	(9,225)		15,341	0	42,400	0	0	8,984		(100/100)
CURRENCY SWAP, CSWAP: GBP/USD 11/23/2028	Hedge of Fixed Rate Foreign Denominated AFS Security	D-1	Currency	Goldman Sachs International W22LROIP21HZNB6K528	10/14/2016	11/23/2028	1	122,150	.CSWAP: GBP/USD 11/23/2028	(1,840)	0	235	(1,845)		3,068	0	8,480	0	0	1,797		(100/100)
CURRENCY SWAP, CSWAP: GBP/USD 11/23/2028	Hedge of Fixed Rate Foreign Denominated AFS Security	D-1	Currency	Goldman Sachs International W22LROIP21HZNB6K528	10/14/2016	11/23/2028	1	244,300	.CSWAP: GBP/USD 11/23/2028	(3,680)	0	470	(3,690)		6,136	0	16,960	0	0	3,594		(100/100)
CURRENCY SWAP, CSWAP: GBP/USD 11/10/2026	Hedge of Fixed Rate Foreign Denominated AFS Security	D-1	Currency	Citibank, N.A. 570DZIWZ7FF32TWEFA76	10/19/2016	11/10/2026	1	23,885,280	.CSWAP: GBP/USD 11/10/2026	(332,710)	0	51,212	(169,750)		757,359	0	1,645,120	0	0	307,194		(100/100)
CURRENCY SWAP, CSWAP: GBP/USD 11/10/2026	Hedge of Fixed Rate Foreign Denominated AFS Security	D-1	Currency	Citibank, N.A. 570DZIWZ7FF32TWEFA76	10/19/2016	11/10/2026	1	123,120	.CSWAP: GBP/USD 11/10/2026	(1,715)	0	264	(875)		3,904	0	8,480	0	0	1,583		(100/100)
CURRENCY SWAP, CSWAP: GBP/USD 11/10/2026	Hedge of Fixed Rate Foreign Denominated AFS Security	D-1	Currency	Citibank, N.A. 570DZIWZ7FF32TWEFA76	10/19/2016	11/10/2026	1	123,120	.CSWAP: GBP/USD 11/10/2026	(1,715)	0	264	(875)		3,904	0	8,480	0	0	1,583		(100/100)
CURRENCY SWAP, CSWAP: GBP/USD 11/10/2026	Hedge of Fixed Rate Foreign Denominated AFS Security	D-1	Currency	Citibank, N.A. 570DZIWZ7FF32TWEFA76	10/19/2016	11/10/2026	1	123,120	.CSWAP: GBP/USD 11/10/2026	(1,715)	0	264	(875)		3,904	0	8,480	0	0	1,583		(100/100)
CURRENCY SWAP, CSWAP: GBP/USD 11/10/2026	Hedge of Fixed Rate Foreign Denominated AFS Security	D-1	Currency	Citibank, N.A. 570DZIWZ7FF32TWEFA76	10/19/2016	11/10/2026	1	123,120	.CSWAP: GBP/USD 11/10/2026	(1,715)	0	264	(875)		3,904	0	8,480	0	0	1,583		(100/100)
CURRENCY SWAP, CSWAP: GBP/USD 2/20/2027	Hedge of Fixed Rate Foreign Denominated AFS Security	D-1	Currency	Citibank, N.A. 570DZIWZ7FF32TWEFA76	11/01/2016	02/20/2027	1	7,338,000	.CSWAP: GBP/USD 2/20/2027	(133,500)	0	13,261	(101,700)		146,824	0	508,800	0	0	96,348		(100/100)
CURRENCY SWAP, CSWAP: GBP/USD 2/20/2025	Hedge of Fixed Rate Foreign Denominated AFS Security	D-1	Currency	Citibank, N.A. 570DZIWZ7FF32TWEFA76	11/01/2016	02/20/2025	1	9,478,250	.CSWAP: GBP/USD 2/20/2025	(172,438)	0	17,471	(131,363)		133,636	0	657,200	0	0	104,861		(100/100)
CURRENCY SWAP, CSWAP: EUR/USD 12/8/2023	Hedge of Fixed Rate Foreign Denominated AFS Security	D-1	Currency	Goldman Sachs International W22LROIP21HZNB6K528	11/18/2016	12/08/2023	1	105,800	.CSWAP: EUR/USD 12/8/2023	(315)	0	602	(3,925)		594	0	2,525	0	0	1,016		(100/100)

STATEMENT AS OF MARCH 31, 2020 OF THE VOYA RETIREMENT INSURANCE AND ANNUITY COMPANY

**SCHEDULE DB - PART A - SECTION 1**

Showing all Options, Caps, Floors, Collars, Swaps and Forwards Open as of Current Statement Date

1	2	3	4	5	6	7	8	9	10	11	12	13	14	15	16	17	18	19	20	21	22	23
Description	Description of Item(s) Hedged, Used for Income Generation or Replicated	Schedule/ Exhibit Identifier	Type(s) of Risk(s) (a)	Exchange, Counterparty or Central Clearinghouse	Trade Date	Date of Maturity or Expiration	Number of Contracts	Notional Amount	Strike Price, Rate or Index Received (Paid)	Cumulative Prior Year(s) Initial Cost of Un-discounted Premium (Received) Paid	Current Year Initial Cost of Un-discounted Premium (Received) Paid	Current Year Income	Book/ Adjusted Carrying Value	Code	Fair Value	Unrealized Valuation Increase/ (Decrease)	Total Foreign Exchange Change in B./A.C.V.	Current Year's (Amortization)/ Accretion	Adjustment to Carrying Value of Hedged Item	Potential Exposure	Credit Quality of Reference Entity	Hedge Effectiveness at Inception and at Quarter-end (b)
CURRENCY SWAP, CSWAP: EUR/USD 12/8/2023	Hedge of Fixed Rate Foreign Denominated AFS Security	D-1	Currency	Goldman Sachs International W22LR0WP21HZNB66K528	11/18/2016	12/08/2023	1	105,800	.CSWAP: EUR/USD 12/8/2023	(315)	0	602	(3,925)		594	0	2,525	0	0	1,016		(100/100)
CURRENCY SWAP, CSWAP: EUR/USD 12/8/2023	Hedge of Fixed Rate Foreign Denominated AFS Security	D-1	Currency	Goldman Sachs International W22LR0WP21HZNB66K528	11/18/2016	12/08/2023	1	105,800	.CSWAP: EUR/USD 12/8/2023	(315)	0	602	(3,925)		594	0	2,525	0	0	1,016		(100/100)
CURRENCY SWAP, CSWAP: EUR/USD 12/8/2023	Hedge of Fixed Rate Foreign Denominated AFS Security	D-1	Currency	Goldman Sachs International W22LR0WP21HZNB66K528	11/18/2016	12/08/2023	1	15,129,400	.CSWAP: EUR/USD 12/8/2023	(45,045)	0	86,130	(561,275)		84,909	0	361,075	0	0	145,321		(100/100)
CURRENCY SWAP, CSWAP: EUR/USD 12/8/2028	Hedge of Fixed Rate Foreign Denominated AFS Security	D-1	Currency	Goldman Sachs International W22LR0WP21HZNB66K528	11/18/2016	12/08/2028	1	9,098,800	.CSWAP: EUR/USD 12/8/2028	(27,090)	0	47,161	(337,550)		356,262	0	217,150	0	0	134,156		(100/100)
CURRENCY SWAP, CSWAP: EUR/USD 12/8/2028	Hedge of Fixed Rate Foreign Denominated AFS Security	D-1	Currency	Goldman Sachs International W22LR0WP21HZNB66K528	11/18/2016	12/08/2028	1	105,800	.CSWAP: EUR/USD 12/8/2028	(315)	0	548	(3,925)		4,143	0	2,525	0	0	1,560		(100/100)
CURRENCY SWAP, CSWAP: EUR/USD 12/8/2028	Hedge of Fixed Rate Foreign Denominated AFS Security	D-1	Currency	Goldman Sachs International W22LR0WP21HZNB66K528	11/18/2016	12/08/2028	1	105,800	.CSWAP: EUR/USD 12/8/2028	(315)	0	548	(3,925)		4,143	0	2,525	0	0	1,560		(100/100)
CURRENCY SWAP, CSWAP: GBP/USD 2/27/2029	Hedge of Fixed Rate Foreign Denominated AFS Security	D-1	Currency	BNP Paribas ROMUJWSPU8M9R08K5P83	12/06/2016	02/27/2029	1	127,180	.CSWAP: GBP/USD 2/27/2029	2,495	0	404	3,185		14,102	0	8,480	0	0	1,899		(100/100)
CURRENCY SWAP, CSWAP: GBP/USD 2/27/2029	Hedge of Fixed Rate Foreign Denominated AFS Security	D-1	Currency	BNP Paribas ROMUJWSPU8M9R08K5P83	12/06/2016	02/27/2029	1	127,180	.CSWAP: GBP/USD 2/27/2029	2,495	0	404	3,185		14,102	0	8,480	0	0	1,899		(100/100)
CURRENCY SWAP, CSWAP: GBP/USD 2/27/2029	Hedge of Fixed Rate Foreign Denominated AFS Security	D-1	Currency	BNP Paribas ROMUJWSPU8M9R08K5P83	12/06/2016	02/27/2029	1	13,735,440	.CSWAP: GBP/USD 2/27/2029	269,460	0	43,603	343,980		1,523,031	0	915,840	0	0	205,089		(100/100)
CURRENCY SWAP, CSWAP: GBP/USD 8/16/2027	Hedge of Fixed Rate Foreign Denominated AFS Security	D-1	Currency	Wells Fargo Bank, N. A. KB1H1DSRPFMYMCJFX09	02/16/2017	08/16/2027	1	249,840	.CSWAP: GBP/USD 8/16/2027	(7,590)	0	874	1,850		23,939	0	16,960	0	0	3,394		(100/100)
CURRENCY SWAP, CSWAP: GBP/USD 8/16/2027	Hedge of Fixed Rate Foreign Denominated AFS Security	D-1	Currency	Wells Fargo Bank, N. A. KB1H1DSRPFMYMCJFX09	02/16/2017	08/16/2027	1	249,840	.CSWAP: GBP/USD 8/16/2027	(7,590)	0	874	1,850		23,939	0	16,960	0	0	3,394		(100/100)
CURRENCY SWAP, CSWAP: GBP/USD 8/16/2027	Hedge of Fixed Rate Foreign Denominated AFS Security	D-1	Currency	Wells Fargo Bank, N. A. KB1H1DSRPFMYMCJFX09	02/16/2017	08/16/2027	1	18,113,400	.CSWAP: GBP/USD 8/16/2027	(550,275)	0	63,355	134,125		1,735,543	0	1,229,600	0	0	246,049		(100/100)
CURRENCY SWAP, CSWAP: GBP/USD 8/16/2027	Hedge of Fixed Rate Foreign Denominated AFS Security	D-1	Currency	Wells Fargo Bank, N. A. KB1H1DSRPFMYMCJFX09	02/16/2017	08/16/2027	1	124,920	.CSWAP: GBP/USD 8/16/2027	(3,795)	0	437	925		11,969	0	8,480	0	0	1,697		(100/100)
CURRENCY SWAP, CSWAP: GBP/USD 8/5/2024	Hedge of Fixed Rate Foreign Denominated AFS Security	D-1	Currency	Citibank, N.A. 570DZIWZ7FF32TWEFA76	03/01/2017	08/05/2024	1	738,480	.CSWAP: GBP/USD 8/5/2024	(37,740)	0	2,939	(5,490)		41,526	0	50,880	0	0	7,702		(100/100)
CURRENCY SWAP, CSWAP: GBP/USD 8/5/2024	Hedge of Fixed Rate Foreign Denominated AFS Security	D-1	Currency	Citibank, N.A. 570DZIWZ7FF32TWEFA76	03/01/2017	08/05/2024	1	738,480	.CSWAP: GBP/USD 8/5/2024	(37,740)	0	2,939	(5,490)		41,526	0	50,880	0	0	7,702		(100/100)
CURRENCY SWAP, CSWAP: GBP/USD 8/5/2024	Hedge of Fixed Rate Foreign Denominated AFS Security	D-1	Currency	Citibank, N.A. 570DZIWZ7FF32TWEFA76	03/01/2017	08/05/2024	1	369,240	.CSWAP: GBP/USD 8/5/2024	(18,870)	0	1,469	(2,745)		20,763	0	25,440	0	0	3,851		(100/100)
CURRENCY SWAP, CSWAP: GBP/USD 8/5/2024	Hedge of Fixed Rate Foreign Denominated AFS Security	D-1	Currency	Citibank, N.A. 570DZIWZ7FF32TWEFA76	03/01/2017	08/05/2024	1	51,201,280	.CSWAP: GBP/USD 8/5/2024	(2,616,640)	0	203,767	(380,640)		2,879,153	0	3,527,680	0	0	533,966		(100/100)
CURRENCY SWAP, CSWAP: EUR/USD 4/18/2022	Hedge of Fixed Rate Foreign Denominated AFS Security	D-1	Currency	Citibank, N.A. 570DZIWZ7FF32TWEFA76	03/29/2017	04/18/2022	1	269,000	.CSWAP: EUR/USD 4/18/2022	1,538	0	1,592	(5,313)		1,668	0	6,313	0	0	1,925		(100/100)
CURRENCY SWAP, CSWAP: EUR/USD 4/18/2022	Hedge of Fixed Rate Foreign Denominated AFS Security	D-1	Currency	Citibank, N.A. 570DZIWZ7FF32TWEFA76	03/29/2017	04/18/2022	1	269,000	.CSWAP: EUR/USD 4/18/2022	1,538	0	1,592	(5,313)		1,668	0	6,313	0	0	1,925		(100/100)

STATEMENT AS OF MARCH 31, 2020 OF THE VOYA RETIREMENT INSURANCE AND ANNUITY COMPANY

**SCHEDULE DB - PART A - SECTION 1**

Showing all Options, Caps, Floors, Collars, Swaps and Forwards Open as of Current Statement Date

1	2	3	4	5	6	7	8	9	10	11	12	13	14	15	16	17	18	19	20	21	22	23
Description	Description of Item(s) Hedged, Used for Income Generation or Replicated	Schedule/ Exhibit Identifier	Type(s) of Risk(s) (a)	Exchange, Counterparty or Central Clearinghouse	Trade Date	Date of Maturity or Expiration	Number of Contracts	Notional Amount	Strike Price, Rate or Index Received (Paid)	Cumulative Prior Year(s) Initial Cost of Un-discounted Premium (Received) Paid	Current Year Initial Cost of Un-discounted Premium (Received) Paid	Current Year Income	Book/ Adjusted Carrying Value	Code	Fair Value	Unrealized Valuation Increase/ (Decrease)	Total Foreign Exchange Change in B./A.C.V.	Current Year's (Amortization)/ Accretion	Adjustment to Carrying Value of Hedged Item	Potential Exposure	Credit Quality of Reference Entity	Hedge Effectiveness at Inception and at Quarter-end (b)
CURRENCY SWAP, CSWAP: EUR/USD 4/18/2022	Hedge of Fixed Rate Foreign Denominated AFS Security	D-1	Currency	Citibank, N.A. 570DZIWZ7FF32TWEFA76	03/29/2017	04/18/2022	1	11,836,000	.CSWAP: EUR/USD 4/18/2022	67,650	0	70,054	(233,750)		73,379	0	277,750	0	0	84,719		(100/100)
CURRENCY SWAP, CSWAP: EUR/USD 4/18/2023	Hedge of Fixed Rate Foreign Denominated AFS Security	D-1	Currency	Citibank, N.A. 570DZIWZ7FF32TWEFA76	03/29/2017	04/18/2023	1	9,684,000	.CSWAP: EUR/USD 4/18/2023	55,350	0	56,853	(191,250)		176,063	0	227,250	0	0	84,552		(100/100)
CURRENCY SWAP, CSWAP: EUR/USD 4/18/2023	Hedge of Fixed Rate Foreign Denominated AFS Security	D-1	Currency	Citibank, N.A. 570DZIWZ7FF32TWEFA76	03/29/2017	04/18/2023	1	269,000	.CSWAP: EUR/USD 4/18/2023	1,538	0	1,579	(5,313)		4,891	0	6,313	0	0	2,349		(100/100)
CURRENCY SWAP, CSWAP: EUR/USD 4/18/2023	Hedge of Fixed Rate Foreign Denominated AFS Security	D-1	Currency	Citibank, N.A. 570DZIWZ7FF32TWEFA76	03/29/2017	04/18/2023	1	269,000	.CSWAP: EUR/USD 4/18/2023	1,538	0	1,579	(5,313)		4,891	0	6,313	0	0	2,349		(100/100)
CURRENCY SWAP, CSWAP: EUR/USD 4/18/2024	Hedge of Fixed Rate Foreign Denominated AFS Security	D-1	Currency	Citibank, N.A. 570DZIWZ7FF32TWEFA76	03/29/2017	04/18/2024	1	269,000	.CSWAP: EUR/USD 4/18/2024	1,538	0	1,558	(5,313)		7,703	0	6,313	0	0	2,707		(100/100)
CURRENCY SWAP, CSWAP: EUR/USD 4/18/2024	Hedge of Fixed Rate Foreign Denominated AFS Security	D-1	Currency	Citibank, N.A. 570DZIWZ7FF32TWEFA76	03/29/2017	04/18/2024	1	7,532,000	.CSWAP: EUR/USD 4/18/2024	43,050	0	43,633	(148,750)		215,671	0	176,750	0	0	75,809		(100/100)
CURRENCY SWAP, CSWAP: EUR/USD 4/18/2023	Hedge of Fixed Rate Foreign Denominated AFS Security	D-1	Currency	Citibank, N.A. 570DZIWZ7FF32TWEFA76	03/29/2017	04/18/2023	1	322,800	.CSWAP: EUR/USD 4/18/2023	1,845	0	1,895	(6,375)		5,869	0	7,575	0	0	2,818		(100/100)
CURRENCY SWAP, CSWAP: EUR/USD 4/18/2023	Hedge of Fixed Rate Foreign Denominated AFS Security	D-1	Currency	Citibank, N.A. 570DZIWZ7FF32TWEFA76	03/29/2017	04/18/2023	1	484,200	.CSWAP: EUR/USD 4/18/2023	2,768	0	2,843	(9,563)		8,803	0	11,363	0	0	4,228		(100/100)
CURRENCY SWAP, CSWAP: EUR/USD 4/18/2023	Hedge of Fixed Rate Foreign Denominated AFS Security	D-1	Currency	Citibank, N.A. 570DZIWZ7FF32TWEFA76	03/29/2017	04/18/2023	1	11,836,000	.CSWAP: EUR/USD 4/18/2023	67,650	0	69,487	(233,750)		215,188	0	277,750	0	0	103,342		(100/100)
CURRENCY SWAP, CSWAP: EUR/USD 9/13/2027	Hedge of Fixed Rate Foreign Denominated AFS Security	D-1	Currency	Citibank, N.A. 570DZIWZ7FF32TWEFA76	06/08/2017	09/13/2027	1	112,220	.CSWAP: EUR/USD 9/13/2027	(6,945)	0	591	2,495		10,362	0	2,525	0	0	1,532		(100/100)
CURRENCY SWAP, CSWAP: EUR/USD 9/13/2027	Hedge of Fixed Rate Foreign Denominated AFS Security	D-1	Currency	Citibank, N.A. 570DZIWZ7FF32TWEFA76	06/08/2017	09/13/2027	1	34,900,420	.CSWAP: EUR/USD 9/13/2027	(2,159,895)	0	183,732	775,945		3,222,452	0	785,275	0	0	476,539		(100/100)
CURRENCY SWAP, CSWAP: EUR/USD 9/13/2027	Hedge of Fixed Rate Foreign Denominated AFS Security	D-1	Currency	Citibank, N.A. 570DZIWZ7FF32TWEFA76	06/08/2017	09/13/2027	1	448,880	.CSWAP: EUR/USD 9/13/2027	(27,780)	0	2,363	9,980		41,446	0	10,100	0	0	6,129		(100/100)
CURRENCY SWAP, CSWAP: EUR/USD 9/13/2027	Hedge of Fixed Rate Foreign Denominated AFS Security	D-1	Currency	Citibank, N.A. 570DZIWZ7FF32TWEFA76	06/08/2017	09/13/2027	1	448,880	.CSWAP: EUR/USD 9/13/2027	(27,780)	0	2,363	9,980		41,446	0	10,100	0	0	6,129		(100/100)
CURRENCY SWAP, CSWAP: AUD/USD 7/26/2027	Hedge of Fixed Rate Foreign Denominated AFS Security	D-1	Currency	Citibank, N.A. 570DZIWZ7FF32TWEFA76	06/21/2017	07/26/2027	1	302,080	.CSWAP: AUD/USD 7/26/2027	(14,940)	0	157	57,260		62,318	0	36,360	0	0	4,087		(100/100)
CURRENCY SWAP, CSWAP: AUD/USD 7/26/2027	Hedge of Fixed Rate Foreign Denominated AFS Security	D-1	Currency	Citibank, N.A. 570DZIWZ7FF32TWEFA76	06/21/2017	07/26/2027	1	21,372,160	.CSWAP: AUD/USD 7/26/2027	(1,057,005)	0	11,135	4,051,145		4,409,023	0	2,572,470	0	0	289,182		(100/100)
CURRENCY SWAP, CSWAP: AUD/USD 7/26/2027	Hedge of Fixed Rate Foreign Denominated AFS Security	D-1	Currency	Citibank, N.A. 570DZIWZ7FF32TWEFA76	06/21/2017	07/26/2027	1	151,040	.CSWAP: AUD/USD 7/26/2027	(7,470)	0	79	28,630		31,159	0	18,180	0	0	2,044		(100/100)
CURRENCY SWAP, CSWAP: AUD/USD 7/26/2027	Hedge of Fixed Rate Foreign Denominated AFS Security	D-1	Currency	Citibank, N.A. 570DZIWZ7FF32TWEFA76	06/21/2017	07/26/2027	1	151,040	.CSWAP: AUD/USD 7/26/2027	(7,470)	0	79	28,630		31,159	0	18,180	0	0	2,044		(100/100)
CURRENCY SWAP, CSWAP: EUR/USD 7/19/2024	Hedge of Fixed Rate Foreign Denominated AFS Security	D-1	Currency	Citibank, N.A. 570DZIWZ7FF32TWEFA76	06/29/2017	07/19/2024	1	457,200	.CSWAP: EUR/USD 7/19/2024	(3,540)	0	2,469	18,300		39,617	0	10,100	0	0	4,743		(100/100)
CURRENCY SWAP, CSWAP: EUR/USD 7/19/2024	Hedge of Fixed Rate Foreign Denominated AFS Security	D-1	Currency	Citibank, N.A. 570DZIWZ7FF32TWEFA76	06/29/2017	07/19/2024	1	228,600	.CSWAP: EUR/USD 7/19/2024	(1,770)	0	1,234	9,150		19,809	0	5,050	0	0	2,371		(100/100)

STATEMENT AS OF MARCH 31, 2020 OF THE VOYA RETIREMENT INSURANCE AND ANNUITY COMPANY

**SCHEDULE DB - PART A - SECTION 1**

Showing all Options, Caps, Floors, Collars, Swaps and Forwards Open as of Current Statement Date

1	2	3	4	5	6	7	8	9	10	11	12	13	14	15	16	17	18	19	20	21	22	23
Description	Description of Item(s) Hedged, Used for Income Generation or Replicated	Schedule/ Exhibit Identifier	Type(s) of Risk(s) (a)	Exchange, Counterparty or Central Clearinghouse	Trade Date	Date of Maturity or Expiration	Number of Contracts	Notional Amount	Strike Price, Rate or Index Received (Paid)	Cumulative Prior Year(s) Initial Cost of Un-discounted Premium (Received) Paid	Current Year Initial Cost of Un-discounted Premium (Received) Paid	Current Year Income	Book/ Adjusted Carrying Value	Code	Fair Value	Unrealized Valuation Increase/ (Decrease)	Total Foreign Exchange Change in B./A.C.V.	Current Year's (Amortization)/ Accretion	Adjustment to Carrying Value of Hedged Item	Potential Exposure	Credit Quality of Reference Entity	Hedge Effectiveness at Inception and at Quarter-end (b)
CURRENCY SWAP, CSWAP: EUR/USD 7/19/2024	Hedge of Fixed Rate Foreign Denominated AFS Security	D-1	Currency	Citibank, N.A. 570DZIWZ7FF32TWEFA76	06/29/2017	07/19/2024	1	114,300	.CSWAP: EUR/USD 7/19/2024	(885)	0	617	4,575		9,904	0	2,525	0	0	1,186		(100/100)
CURRENCY SWAP, CSWAP: EUR/USD 7/19/2024	Hedge of Fixed Rate Foreign Denominated AFS Security	D-1	Currency	Citibank, N.A. 570DZIWZ7FF32TWEFA76	06/29/2017	07/19/2024	1	34,061,400	.CSWAP: EUR/USD 7/19/2024	(263,730)	0	183,903	1,363,350		2,951,494	0	752,450	0	0	353,325		(100/100)
CURRENCY SWAP, CSWAP: GBP/USD 8/17/2027	Hedge of Fixed Rate Foreign Denominated AFS Security	D-1	Currency	Barclays Bank, PLC G5GSEF7VJP5170UK5573	07/27/2017	08/17/2027	1	393,750	.CSWAP: GBP/USD 8/17/2027	7,110	0	1,418	21,765		57,519	0	25,440	0	0	5,350		(100/100)
CURRENCY SWAP, CSWAP: GBP/USD 8/17/2027	Hedge of Fixed Rate Foreign Denominated AFS Security	D-1	Currency	Barclays Bank, PLC G5GSEF7VJP5170UK5573	07/27/2017	08/17/2027	1	262,500	.CSWAP: GBP/USD 8/17/2027	4,740	0	945	14,510		38,346	0	16,960	0	0	3,566		(100/100)
CURRENCY SWAP, CSWAP: GBP/USD 8/17/2027	Hedge of Fixed Rate Foreign Denominated AFS Security	D-1	Currency	Barclays Bank, PLC G5GSEF7VJP5170UK5573	07/27/2017	08/17/2027	1	262,500	.CSWAP: GBP/USD 8/17/2027	4,740	0	945	14,510		38,346	0	16,960	0	0	3,566		(100/100)
CURRENCY SWAP, CSWAP: GBP/USD 8/17/2027	Hedge of Fixed Rate Foreign Denominated AFS Security	D-1	Currency	Barclays Bank, PLC G5GSEF7VJP5170UK5573	07/27/2017	08/17/2027	1	31,237,500	.CSWAP: GBP/USD 8/17/2027	564,060	0	112,474	1,726,690		4,563,206	0	2,018,240	0	0	424,404		(100/100)
CURRENCY SWAP, CSWAP: GBP/USD 10/31/2027	Hedge of Fixed Rate Foreign Denominated AFS Security	D-1	Currency	Wells Fargo Bank, N. A. KB1H1DSRPFMYMCFXT09	10/04/2017	10/31/2027	1	132,800	.CSWAP: GBP/USD 10/31/2027	5	0	434	8,805		19,526	0	8,480	0	0	1,829		(100/100)
CURRENCY SWAP, CSWAP: GBP/USD 10/31/2027	Hedge of Fixed Rate Foreign Denominated AFS Security	D-1	Currency	Wells Fargo Bank, N. A. KB1H1DSRPFMYMCFXT09	10/04/2017	10/31/2027	1	132,800	.CSWAP: GBP/USD 10/31/2027	5	0	434	8,805		19,526	0	8,480	0	0	1,829		(100/100)
CURRENCY SWAP, CSWAP: GBP/USD 10/31/2027	Hedge of Fixed Rate Foreign Denominated AFS Security	D-1	Currency	Wells Fargo Bank, N. A. KB1H1DSRPFMYMCFXT09	10/04/2017	10/31/2027	1	265,600	.CSWAP: GBP/USD 10/31/2027	10	0	868	17,610		39,053	0	16,960	0	0	3,658		(100/100)
CURRENCY SWAP, CSWAP: GBP/USD 10/31/2027	Hedge of Fixed Rate Foreign Denominated AFS Security	D-1	Currency	Wells Fargo Bank, N. A. KB1H1DSRPFMYMCFXT09	10/04/2017	10/31/2027	1	265,600	.CSWAP: GBP/USD 10/31/2027	10	0	868	17,610		39,053	0	16,960	0	0	3,658		(100/100)
CURRENCY SWAP, CSWAP: GBP/USD 10/31/2027	Hedge of Fixed Rate Foreign Denominated AFS Security	D-1	Currency	Wells Fargo Bank, N. A. KB1H1DSRPFMYMCFXT09	10/04/2017	10/31/2027	1	29,747,200	.CSWAP: GBP/USD 10/31/2027	1,120	0	97,226	1,972,320		4,373,899	0	1,899,520	0	0	409,741		(100/100)
CURRENCY SWAP, CSWAP: GBP/USD 10/31/2029	Hedge of Fixed Rate Foreign Denominated AFS Security	D-1	Currency	Citibank, N.A. 570DZIWZ7FF32TWEFA76	10/04/2017	10/31/2029	1	265,600	.CSWAP: GBP/USD 10/31/2029	10	0	883	17,610		43,675	0	16,960	0	0	4,113		(100/100)
CURRENCY SWAP, CSWAP: GBP/USD 10/31/2029	Hedge of Fixed Rate Foreign Denominated AFS Security	D-1	Currency	Citibank, N.A. 570DZIWZ7FF32TWEFA76	10/04/2017	10/31/2029	1	398,400	.CSWAP: GBP/USD 10/31/2029	15	0	1,325	26,415		65,512	0	25,440	0	0	6,169		(100/100)
CURRENCY SWAP, CSWAP: GBP/USD 10/31/2029	Hedge of Fixed Rate Foreign Denominated AFS Security	D-1	Currency	Citibank, N.A. 570DZIWZ7FF32TWEFA76	10/04/2017	10/31/2029	1	398,400	.CSWAP: GBP/USD 10/31/2029	15	0	1,325	26,415		65,512	0	25,440	0	0	6,169		(100/100)
CURRENCY SWAP, CSWAP: GBP/USD 10/31/2029	Hedge of Fixed Rate Foreign Denominated AFS Security	D-1	Currency	Citibank, N.A. 570DZIWZ7FF32TWEFA76	10/04/2017	10/31/2029	1	265,600	.CSWAP: GBP/USD 10/31/2029	10	0	883	17,610		43,675	0	16,960	0	0	4,113		(100/100)
CURRENCY SWAP, CSWAP: GBP/USD 10/31/2029	Hedge of Fixed Rate Foreign Denominated AFS Security	D-1	Currency	Citibank, N.A. 570DZIWZ7FF32TWEFA76	10/04/2017	10/31/2029	1	30,544,000	.CSWAP: GBP/USD 10/31/2029	1,150	0	101,598	2,025,150		5,022,608	0	1,950,400	0	0	472,983		(100/100)
CURRENCY SWAP, CSWAP: EUR/USD 10/30/2024	Hedge of Fixed Rate Foreign Denominated AFS Security	D-1	Currency	Wells Fargo Bank, N. A. KB1H1DSRPFMYMCFXT09	10/18/2017	10/30/2024	1	117,770	.CSWAP: EUR/USD 10/30/2024	1,495	0	705	8,045		15,222	0	2,525	0	0	1,261		(100/100)
CURRENCY SWAP, CSWAP: EUR/USD 10/30/2024	Hedge of Fixed Rate Foreign Denominated AFS Security	D-1	Currency	Wells Fargo Bank, N. A. KB1H1DSRPFMYMCFXT09	10/18/2017	10/30/2024	1	19,785,360	.CSWAP: EUR/USD 10/30/2024	251,160	0	118,414	1,351,560		2,557,247	0	424,200	0	0	211,858		(100/100)
CURRENCY SWAP, CSWAP: EUR/USD 10/30/2024	Hedge of Fixed Rate Foreign Denominated AFS Security	D-1	Currency	Wells Fargo Bank, N. A. KB1H1DSRPFMYMCFXT09	10/18/2017	10/30/2024	1	353,310	.CSWAP: EUR/USD 10/30/2024	4,485	0	2,115	24,135		45,665	0	7,575	0	0	3,783		(100/100)



STATEMENT AS OF MARCH 31, 2020 OF THE VOYA RETIREMENT INSURANCE AND ANNUITY COMPANY

**SCHEDULE DB - PART A - SECTION 1**

Showing all Options, Caps, Floors, Collars, Swaps and Forwards Open as of Current Statement Date

1	2	3	4	5	6	7	8	9	10	11	12	13	14	15	16	17	18	19	20	21	22	23
Description	Description of Item(s) Hedged, Used for Income Generation or Replicated	Schedule/ Exhibit Identifier	Type(s) of Risk(s) (a)	Exchange, Counterparty or Central Clearinghouse	Trade Date	Date of Maturity or Expiration	Number of Contracts	Notional Amount	Strike Price, Rate or Index Received (Paid)	Cumulative Prior Year(s) Initial Cost of Un-discounted Premium (Received) Paid	Current Year Initial Cost of Un-discounted Premium (Received) Paid	Current Year Income	Book/ Adjusted Carrying Value	Code	Fair Value	Unrealized Valuation Increase/ (Decrease)	Total Foreign Exchange Change in B./A.C.V.	Current Year's (Amortization)/ Accretion	Adjustment to Carrying Value of Hedged Item	Potential Exposure	Credit Quality of Reference Entity	Hedge Effectiveness at Inception and at Quarter-end (b)
CURRENCY SWAP, CSWAP: EUR/USD 10/30/2024	Hedge of Fixed Rate Foreign Denominated AFS Security	D-1	Currency	Wells Fargo Bank, N. A.	10/18/2017	10/30/2024	1	117,770	.CSWAP: EUR/USD 10/30/2024	1,495	0	705	8,045		15,222	0	2,525	0	0	1,261		(100/100)
CURRENCY SWAP, CSWAP: AUD/USD 15-MAR-2028	Hedge of Fixed Rate Foreign Denominated AFS Security	D-1	Currency	Citibank, N.A.	10/31/2017	03/15/2028	1	100,000	.CSWAP: AUD/USD 15-MAR-2028	(2,190)	0	233	19,962		23,461	0	11,887	0	0	1,411		(100/100)
CURRENCY SWAP, CSWAP: AUD/USD 15-MAR-2028	Hedge of Fixed Rate Foreign Denominated AFS Security	D-1	Currency	Citibank, N.A.	10/31/2017	03/15/2028	1	14,000,000	.CSWAP: AUD/USD 15-MAR-2028	(306,630)	0	32,558	2,794,711		3,284,531	0	1,664,179	0	0	197,515		(100/100)
CURRENCY SWAP, CSWAP: AUD/USD 15-MAR-2028	Hedge of Fixed Rate Foreign Denominated AFS Security	D-1	Currency	Citibank, N.A.	10/31/2017	03/15/2028	1	200,000	.CSWAP: AUD/USD 15-MAR-2028	(4,380)	0	465	39,924		46,922	0	23,774	0	0	2,822		(100/100)
CURRENCY SWAP, CSWAP: GBP/USD 14-MAR-2030	Hedge of Fixed Rate Foreign Denominated AFS Security	D-1	Currency	Citibank, N.A.	01/25/2018	03/14/2030	1	12,879,000	.CSWAP: GBP/USD 14-MAR-2030	328,050	0	65,880	1,719,450		3,614,564	0	763,200	0	0	203,216		(100/100)
CURRENCY SWAP, CSWAP: GBP/USD 14-MAR-2030	Hedge of Fixed Rate Foreign Denominated AFS Security	D-1	Currency	Citibank, N.A.	01/25/2018	03/14/2030	1	572,400	.CSWAP: GBP/USD 14-MAR-2030	14,580	0	2,928	76,420		160,647	0	33,920	0	0	9,032		(100/100)
CURRENCY SWAP, CSWAP: GBP/USD 14-MAR-2027	Hedge of Fixed Rate Foreign Denominated AFS Security	D-1	Currency	Citibank, N.A.	01/25/2018	03/14/2027	1	142,920	.CSWAP: GBP/USD 14-MAR-2027	3,465	0	703	18,925		34,101	0	8,480	0	0	1,885		(100/100)
CURRENCY SWAP, CSWAP: GBP/USD 14-MAR-2027	Hedge of Fixed Rate Foreign Denominated AFS Security	D-1	Currency	Citibank, N.A.	01/25/2018	03/14/2027	1	8,003,520	.CSWAP: GBP/USD 14-MAR-2027	194,040	0	39,371	1,059,800		1,909,663	0	474,880	0	0	105,545		(100/100)
CURRENCY SWAP, CSWAP: GBP/USD 14-MAR-2027	Hedge of Fixed Rate Foreign Denominated AFS Security	D-1	Currency	Citibank, N.A.	01/25/2018	03/14/2027	1	142,920	.CSWAP: GBP/USD 14-MAR-2027	3,465	0	703	18,925		34,101	0	8,480	0	0	1,885		(100/100)
CURRENCY SWAP, CSWAP: EUR/USD 29-JUN-2030	Hedge of Fixed Rate Foreign Denominated AFS Security	D-1	Currency	Citibank, N.A.	06/14/2018	06/29/2030	1	467,440	.CSWAP: EUR/USD 29-JUN-2030	4,320	0	3,163	28,540		101,827	0	10,100	0	0	7,483		(100/100)
CURRENCY SWAP, CSWAP: EUR/USD 29-JUN-2030	Hedge of Fixed Rate Foreign Denominated AFS Security	D-1	Currency	Citibank, N.A.	06/14/2018	06/29/2030	1	14,724,360	.CSWAP: EUR/USD 29-JUN-2030	136,080	0	99,650	899,010		3,207,549	0	318,150	0	0	235,728		(100/100)
CURRENCY SWAP, CSWAP: EUR/USD 29-JUN-2030	Hedge of Fixed Rate Foreign Denominated AFS Security	D-1	Currency	Citibank, N.A.	06/14/2018	06/29/2030	1	116,860	.CSWAP: EUR/USD 29-JUN-2030	1,080	0	791	7,135		25,457	0	2,525	0	0	1,871		(100/100)
CURRENCY SWAP, CSWAP: GBP/USD 29-NOV-2028	Hedge of Fixed Rate Foreign Denominated AFS Security	D-1	Currency	Goldman Sachs International	10/31/2018	11/29/2028	1	893,900	.CSWAP: GBP/USD 29-NOV-2028	(525)	0	4,361	25,935		149,597	0	59,360	0	0	13,161		(100/100)
CURRENCY SWAP, CSWAP: GBP/USD 29-NOV-2028	Hedge of Fixed Rate Foreign Denominated AFS Security	D-1	Currency	Goldman Sachs International	10/31/2018	11/29/2028	1	34,095,900	.CSWAP: GBP/USD 29-NOV-2028	(20,025)	0	166,332	989,235		5,706,072	0	2,264,160	0	0	502,010		(100/100)
CURRENCY SWAP, CSWAP: GBP/USD 29-NOV-2028	Hedge of Fixed Rate Foreign Denominated AFS Security	D-1	Currency	Goldman Sachs International	10/31/2018	11/29/2028	1	638,500	.CSWAP: GBP/USD 29-NOV-2028	(375)	0	3,115	18,525		106,855	0	42,400	0	0	9,401		(100/100)
CURRENCY SWAP, CSWAP: EUR/USD 27-MAR-2028	Hedge of Fixed Rate Foreign Denominated AFS Security	D-1	Currency	Societe Generale	03/11/2019	03/27/2028	1	27,855,360	.CSWAP: EUR/USD 27-MAR-2028	(49,600)	0	191,968	643,560		4,129,631	0	626,200	0	0	393,799		(100/100)
CURRENCY SWAP, CSWAP: EUR/USD 27-MAR-2028	Hedge of Fixed Rate Foreign Denominated AFS Security	D-1	Currency	Societe Generale	03/11/2019	03/27/2028	1	336,960	.CSWAP: EUR/USD 27-MAR-2028	(600)	0	2,322	7,785		49,955	0	7,575	0	0	4,764		(100/100)
CURRENCY SWAP, CSWAP: EUR/USD 27-MAR-2028	Hedge of Fixed Rate Foreign Denominated AFS Security	D-1	Currency	Societe Generale	03/11/2019	03/27/2028	1	224,640	.CSWAP: EUR/USD 27-MAR-2028	(400)	0	1,548	5,190		33,304	0	5,050	0	0	3,176		(100/100)
CURRENCY SWAP, CSWAP: GBP/USD 17-SEP-2031	Hedge of Fixed Rate Foreign Denominated AFS Security	D-1	Currency	CREDIT AGRICOLE CORPORATE & INVESTMENT BANK	07/17/2019	09/17/2031	1	124,290	.CSWAP: GBP/USD 17-SEP-2031	(545)	0	495	295		12,384	0	8,480	0	0	2,105		(100/100)

STATEMENT AS OF MARCH 31, 2020 OF THE VOYA RETIREMENT INSURANCE AND ANNUITY COMPANY

**SCHEDULE DB - PART A - SECTION 1**

Showing all Options, Caps, Floors, Collars, Swaps and Forwards Open as of Current Statement Date

1	2	3	4	5	6	7	8	9	10	11	12	13	14	15	16	17	18	19	20	21	22	23				
Description	Description of Item(s) Hedged, Used for Income Generation or Replicated	Schedule/ Exhibit Identifier	Type(s) of Risk(s) (a)	Exchange, Counterparty or Central Clearinghouse	Trade Date	Date of Maturity or Expiration	Number of Contracts	Notional Amount	Strike Price, Rate or Index Received (Paid)	Cumulative Prior Year(s) Initial Cost of Un-discounted Premium (Received) Paid	Current Year Initial Cost of Un-discounted Premium (Received) Paid	Current Year Income	Book/ Adjusted Carrying Value	Code	Fair Value	Unrealized Valuation Increase/ (Decrease)	Total Foreign Exchange Change in B./A.C.V.	Current Year's (Amortization)/ Accretion	Adjustment to Carrying Value of Hedged Item	Potential Exposure	Credit Quality of Reference Entity	Hedge Effectiveness at Inception and at Quarter-end (b)				
CURRENCY SWAP, CSWAP: GBP/USD 17-SEP-2031	Hedge of Fixed Rate Foreign Denominated AFS Security	D-1	Currency	CREDIT AGRICOLE CORPORATE & INVESTMENT BANK 1VUV7VQFKUQJ21A208	07/17/2019	09/17/2031	1	4,101,570	CSWAP: GBP/USD 17-SEP-2031	(17,985)	0	16,335	9,735		408,670	0	279,840	0	0	69,458			(100/100)			
1019999999. Subtotal - Swaps - Hedging Effective Excluding Variable Annuity Guarantees Under SSAP No.108 - Foreign Exchange										(4,592,595)	0	2,722,905	20,664,635	XXX	66,465,923	0	33,461,675	0	0	8,400,541	XXX	XXX				
1049999999. Subtotal - Swaps - Hedging Effective Excluding Variable Annuity Guarantees Under SSAP No.108										(4,592,595)	0	(846,808)	20,664,635	XXX	(204,031,316)	0	33,461,675	0	0	38,297,787	XXX	XXX				
1109999999. Subtotal - Swaps - Hedging Effective Variable Annuity Guarantees Under SSAP No.108										0	0	0	0	XXX	0	0	0	0	0	0	0	0	0	0	XXX	XXX
CL INTEREST RATE SWAP, REC FIXED, PAY 3ML	Cash flow hedge mortgage derivative Products	D-1	INTEREST RISK	CME Group Inc./Morgan Stanley & Co. LLC LCZ7XYGSLJUHFXNXND88	07/07/2010	07/09/2020	1	57,000,000	...REC SWP: USD 3.017500 07/09/2020 [PAY 3ML]	0	0	156,365	257,695		257,695	(100,192)	0	0	0	149,176		0002				
CL INTEREST RATE SWAP, REC FIXED, PAY 3ML	Cash flow hedge mortgage derivative Products	D-1	INTEREST RISK	CME Group Inc./Morgan Stanley & Co. LLC LCZ7XYGSLJUHFXNXND88	07/07/2010	07/09/2020	1	15,000,000	...REC SWP: USD 3.017500 07/09/2020 [PAY 3ML]	0	0	41,149	67,814		67,814	(26,366)	0	0	0	39,257		0002				
CL INTEREST RATE SWAP, REC FIXED, PAY 3ML	Retirement- Low Rate Hedge	Exhibit 5	INTEREST RISK	CME Group Inc./Morgan Stanley & Co. LLC LCZ7XYGSLJUHFXNXND88	09/12/2013	09/16/2033	1	348,000,000	...REC SWP: USD 3.695000 9/16/2033 [PAY 3ML]	0	0	1,421,433	131,959,845		131,959,845	59,254,588	0	0	0	6,386,353		0001				
CL INTEREST RATE SWAP, REC FIXED, PAY 3ML	Retirement- Low Rate Hedge	Exhibit 5	INTEREST RISK	CME Group Inc./Goldman Sachs and Co. LCZ7XYGSLJUHFXNXND88	12/16/2013	12/18/2023	1	517,000,000	...REC SWP: USD 2.932500 12/18/2023 [PAY 3ML]	0	0	1,410,812	47,888,927		47,888,927	23,369,351	0	0	0	4,984,298		0001				
CL INTEREST RATE SWAP, REC FIXED, PAY 1ML	Cash flow hedge mortgage derivative Products	D-1	INTEREST RISK	CME Group Inc./Morgan Stanley & Co. LLC LCZ7XYGSLJUHFXNXND88	01/24/2014	01/28/2024	1	62,000,000	...REC SWP: USD 2.902000 1/28/2024 [PAY 1ML]	0	0	160,057	5,787,792		5,787,792	2,840,054	0	0	0	606,693		0002				
CL INTEREST RATE SWAP, REC FIXED, PAY 1ML	Cash flow hedge mortgage derivative Products	D-1	INTEREST RISK	CME Group Inc./Morgan Stanley & Co. LLC LCZ7XYGSLJUHFXNXND88	01/24/2014	01/28/2039	1	2,000,000	...REC SWP: USD 3.560000 1/28/2039 [PAY 1ML]	0	0	7,178	990,081		990,081	470,988	0	0	0	43,406		0002				
CL INTEREST RATE SWAP, REC FIXED, PAY 3ML	Retirement- Low Rate Hedge	Exhibit 5	INTEREST RISK	CME Group Inc./Morgan Stanley & Co. LLC LCZ7XYGSLJUHFXNXND88	04/03/2014	04/07/2034	1	46,000,000	...REC SWP: USD 3.511000 4/7/2034 [PAY 3ML]	0	0	146,587	16,858,770		16,858,770	8,034,209	0	0	0	861,423		0001				
CL INTEREST RATE SWAP, REC FIXED, PAY 3ML	Retirement- Low Rate Hedge	Exhibit 5	INTEREST RISK	CME Group Inc./Morgan Stanley & Co. LLC LCZ7XYGSLJUHFXNXND88	04/10/2014	04/14/2034	1	46,000,000	...REC SWP: USD 3.381000 4/14/2034 [PAY 3ML]	0	0	137,049	16,054,841		16,054,841	7,984,070	0	0	0	862,012		0001				
CL INTEREST RATE SWAP, REC FIXED, PAY 1ML	Cash flow hedge mortgage derivative Products	D-1	INTEREST RISK	CME Group Inc./Morgan Stanley & Co. LLC LCZ7XYGSLJUHFXNXND88	07/29/2014	07/31/2024	1	65,000,000	...REC SWP: USD 2.523750 7/31/2024 [PAY 1ML]	0	0	122,575	6,003,051		6,003,051	3,381,197	0	0	0	676,827		0002				
CL INTEREST RATE SWAP, REC FIXED, PAY 1ML	Cash flow hedge mortgage derivative Products	D-1	INTEREST RISK	CME Group Inc./Morgan Stanley & Co. LLC LCZ7XYGSLJUHFXNXND88	11/24/2014	11/26/2029	1	51,000,000	...REC SWP: USD 2.655000 11/26/2029 [PAY 1ML]	0	0	108,068	9,730,213		9,730,213	5,712,783	0	0	0	792,677		0002				
CL INTEREST RATE SWAP, REC FIXED, PAY 1ML	Cash flow hedge mortgage derivative Products	D-1	INTEREST RISK	CME Group Inc./Morgan Stanley & Co. LLC LCZ7XYGSLJUHFXNXND88	11/24/2014	11/26/2024	1	3,000,000	...REC SWP: USD 2.336500 11/26/2024 [PAY 1ML]	0	0	4,603	268,914		268,914	167,796	0	0	0	32,382		0002				
CL INTEREST RATE SWAP, REC FIXED, PAY 1ML	Cash flow hedge mortgage derivative Products	D-1	INTEREST RISK	CME Group Inc./Morgan Stanley & Co. LLC LCZ7XYGSLJUHFXNXND88	11/24/2014	11/26/2024	1	77,000,000	...REC SWP: USD 2.336500 11/26/2024 [PAY 1ML]	0	0	118,151	6,902,119		6,902,119	4,306,766	0	0	0	831,125		0002				
CL INTEREST RATE SWAP, REC FIXED, PAY 3ML	Retirement- Low Rate Hedge	Exhibit 5	INTEREST RISK	CME Group Inc./Morgan Stanley & Co. LLC LCZ7XYGSLJUHFXNXND88	03/09/2015	03/11/2035	1	27,000,000	...REC SWP: USD 2.620100 3/11/2035 [PAY 3ML]	0	0	52,909	7,035,279		7,035,279	4,837,361	0	0	0	522,040		0001				

E06.10

STATEMENT AS OF MARCH 31, 2020 OF THE VOYA RETIREMENT INSURANCE AND ANNUITY COMPANY

**SCHEDULE DB - PART A - SECTION 1**

Showing all Options, Caps, Floors, Collars, Swaps and Forwards Open as of Current Statement Date

1	2	3	4	5	6	7	8	9	10	11	12	13	14	15	16	17	18	19	20	21	22	23
Description	Description of Item(s) Hedged, Used for Income Generation or Replicated	Schedule/ Exhibit Identifier	Type(s) of Risk(s) (a)	Exchange, Counterparty or Central Clearinghouse	Trade Date	Date of Maturity or Expiration	Number of Contracts	Notional Amount	Strike Price, Rate or Index Received (Paid)	Cumulative Prior Year(s) Initial Cost of Un-discounted Premium (Received) Paid	Current Year Initial Cost of Un-discounted Premium (Received) Paid	Current Year Income	Book/ Adjusted Carrying Value	Code	Fair Value	Unrealized Valuation Increase/ (Decrease)	Total Foreign Exchange Change in B./A.C.V.	Current Year's (Amortization)/ Accretion	Adjustment to Carrying Value of Hedged Item	Potential Exposure	Credit Quality of Reference Entity	Hedge Effectiveness at Inception and at Quarter-end (b)
CL INTEREST RATE SWAP, REC 3ML, PAY FIXED	Cash flow hedge mortgage derivative Products	D-1	INTEREST RISK	OGE Group Inc./Morgan Stanley & Co. LLC LCZ7XYGSLJUHFXNXD88	06/19/2015	06/23/2032	1	158,000,000	...REC 3ML [PAY FSWP: USD 2.968000 6/23/2032]	0	0	(349,019)	(41,240,908)		(41,240,908)	(23,342,660)	0	0	0	2,763,686	0002	
CL INTEREST RATE SWAP, REC FIXED, PAY 3ML	Cash flow hedge mortgage derivative Products	D-1	INTEREST RISK	OGE Group Inc./Morgan Stanley & Co. LLC LCZ7XYGSLJUHFXNXD88	06/23/2015	06/26/2020	1	338,000,000	...REC FSWP: USD 2.433750 6/26/2020 [PAY 3ML]	0	0	430,032	946,670		946,670	5,081	0	0	0	825,087	0002	
CL INTEREST RATE SWAP, REC FIXED, PAY 1ML	Cash flow hedge mortgage derivative Products	D-1	INTEREST RISK	OGE Group Inc./Morgan Stanley & Co. LLC LCZ7XYGSLJUHFXNXD88	07/29/2015	07/25/2022	1	400,000	...REC SWIP: USD 1.930000 7/25/2022 [PAY 1ML]	0	0	258	15,088		15,088	11,404	0	0	0	3,045	0002	
CL INTEREST RATE SWAP, REC FIXED, PAY 1ML	Cash flow hedge mortgage derivative Products	D-1	INTEREST RISK	OGE Group Inc./Morgan Stanley & Co. LLC LCZ7XYGSLJUHFXNXD88	07/29/2015	07/25/2022	1	51,100,000	...REC SWIP: USD 1.930000 7/25/2022 [PAY 1ML]	0	0	32,957	1,927,513		1,927,513	1,456,836	0	0	0	388,982	0002	
CL INTEREST RATE SWAP, REC 1ML, PAY FIXED	Cash flow hedge mortgage derivative Products	D-1	INTEREST RISK	LCH. Clearnet LLC/Morgan Stanley & Co. LLC WAM6YERMS70XFZUJ0Y219	03/11/2016	03/15/2023	1	4,000,000	...REC 1ML [PAY SWIP: USD 1.487000 3/15/2023]	0	0	496	(138,977)		(138,977)	(149,082)	0	0	0	34,387	0002	
CL INTEREST RATE SWAP, REC 1ML, PAY FIXED	Cash flow hedge mortgage derivative Products	D-1	INTEREST RISK	LCH. Clearnet LLC/Morgan Stanley & Co. LLC WAM6YERMS70XFZUJ0Y219	03/11/2016	03/15/2021	1	5,000,000	...REC 1ML [PAY SWIP: USD 1.273000 3/15/2021]	0	0	3,154	(43,789)		(43,789)	(63,917)	0	0	0	24,446	0002	
CL INTEREST RATE SWAP, REC 3ML, PAY FIXED	Stable Value Products	Exhibit 5	INTEREST RISK	LCH. Clearnet LLC/Morgan Stanley & Co. LLC WAM6YERMS70XFZUJ0Y219	04/11/2016	04/13/2031	1	150,000,000	...REC SWIP: USD 1.885000 4/13/2031 [PAY 3ML]	0	0	21,982	(18,298,302)		(18,298,302)	(19,024,440)	0	0	0	2,492,111	0001	
CL INTEREST RATE SWAP, REC 3ML, PAY FIXED	Retirement- Low Rate Hedge	Exhibit 5	INTEREST RISK	LCH. Clearnet LLC/Morgan Stanley & Co. LLC WAM6YERMS70XFZUJ0Y219	08/16/2016	08/17/2023	1	200,000,000	...REC SWIP: USD 1.240000 8/17/2023 [PAY 3ML]	0	0	290,622	(5,277,916)		(5,277,916)	(8,425,827)	0	0	0	1,838,701	0001	
CL INTEREST RATE SWAP, REC 1ML, PAY FIXED	Cash flow hedge mortgage derivative Products	D-1	INTEREST RISK	OGE Group Inc./Morgan Stanley & Co. LLC LCZ7XYGSLJUHFXNXD88	09/26/2016	09/28/2026	1	96,000,000	...REC 1ML [PAY SWIP: USD 1.320400 9/28/2026]	0	0	88,187	(5,056,144)		(5,056,144)	(7,260,087)	0	0	0	1,223,636	0002	
CL INTEREST RATE SWAP, REC 1ML, PAY FIXED	Cash flow hedge mortgage derivative Products	D-1	INTEREST RISK	LCH. Clearnet LLC/Morgan Stanley & Co. LLC WAM6YERMS70XFZUJ0Y219	09/21/2017	09/25/2020	1	7,000,000	...REC SWIP: USD 1.724000 9/25/2020 [PAY 1ML]	0	0	(1,247)	(40,986)		(40,986)	(38,778)	0	0	0	24,442	0002	
CL INTEREST RATE SWAP, REC 3ML, PAY FIXED	Interest Rate Exposure Retirement Products	D-1	INTEREST RISK	LCH. Clearnet LLC/Morgan Stanley & Co. LLC WAM6YERMS70XFZUJ0Y219	10/04/2017	10/06/2032	1	500,000,000	...REC SWIP: USD 2.806000 10/6/2032 [PAY 3ML]	0	0	73,554	(42,180,599)		(42,180,599)	(29,910,167)	0	0	0	8,848,032	0002	
CL INTEREST RATE SWAP, REC 3ML, PAY FIXED	Interest Rate Exposure Retirement Products	D-1	INTEREST RISK	LCH. Clearnet LLC/Morgan Stanley & Co. LLC WAM6YERMS70XFZUJ0Y219	10/04/2017	10/06/2032	1	350,000,000	...REC SWIP: USD 2.806000 10/6/2032 [PAY 3ML]	0	0	51,488	(29,526,419)		(29,526,419)	(20,937,117)	0	0	0	6,193,622	0002	
CL INTEREST RATE SWAP, REC 3ML, PAY FIXED	Stable Value Products	Exhibit 5	INTEREST RISK	LCH. Clearnet LLC/Morgan Stanley & Co. LLC WAM6YERMS70XFZUJ0Y219	02/14/2018	02/14/2021	1	22,000,000	...REC SWIP: USD 2.568000 14-FEB-2021 [PAY 3ML]	0	0	(39,887)	(360,901)		(360,901)	(161,923)	0	0	0	102,996	0001	
CL INTEREST RATE SWAP, REC FIXED, PAY 3ML	Stable Value Products	Exhibit 5	INTEREST RISK	LCH. Clearnet LLC/Morgan Stanley & Co. LLC WAM6YERMS70XFZUJ0Y219	02/14/2018	02/14/2023	1	36,000,000	...REC SWIP: USD 2.720000 14-FEB-2023 [PAY 3ML]	0	0	75,454	2,339,245		2,339,245	1,204,420	0	0	0	305,296	0001	

EOG-11

STATEMENT AS OF MARCH 31, 2020 OF THE VOYA RETIREMENT INSURANCE AND ANNUITY COMPANY

**SCHEDULE DB - PART A - SECTION 1**

Showing all Options, Caps, Floors, Collars, Swaps and Forwards Open as of Current Statement Date

1	2	3	4	5	6	7	8	9	10	11	12	13	14	15	16	17	18	19	20	21	22	23
Description	Description of Item(s) Hedged, Used for Income Generation or Replicated	Schedule/ Exhibit Identifier	Type(s) of Risk(s) (a)	Exchange, Counterparty or Central Clearinghouse	Trade Date	Date of Maturity or Expiration	Number of Contracts	Notional Amount	Strike Price, Rate or Index Received (Paid)	Cumulative Prior Year(s) Initial Cost of Un-discounted Premium (Received) Paid	Current Year Initial Cost of Un-discounted Premium (Received) Paid	Current Year Income	Book/ Adjusted Carrying Value	Code	Fair Value	Unrealized Valuation Increase/ (Decrease)	Total Foreign Exchange Change in B./A.C.V.	Current Year's (Amortization)/ Accretion	Adjustment to Carrying Value of Hedged Item	Potential Exposure	Credit Quality of Reference Entity	Hedge Effectiveness at Inception and at Quarter-end (b)
CL INTEREST RATE SWAP, REC 3ML, PAY FIXED	Stable Value Products	Exhibit 5	INTEREST RISK	LCH. Clearnet LLC/Morgan Stanley & Co. LLC WAM6YERMS70XFZUJY219	02/14/2018	02/14/2025	1	34,000,000	...REC 3ML [PAY SWIP: USD 2.818000 14-FEB-2025]	0	0	(76,291)	(3,798,496)		(3,798,496)	(1,981,001)	0	0	0	375,521	0001	
CL INTEREST RATE SWAP, REC FIXED, PAY 3ML	Stable Value Products	Exhibit 5	INTEREST RISK	LCH. Clearnet LLC/Morgan Stanley & Co. LLC WAM6YERMS70XFZUJY219	02/14/2018	02/14/2028	1	18,000,000	...REC SWIP: USD 2.923000 14-FEB-2028 [PAY 3ML]	0	0	42,637	3,183,520		3,183,520	1,690,798	0	0	0	252,633	0001	
CL INTEREST RATE SWAP, REC FIXED, PAY 3ML	Stable Value Products	Exhibit 5	INTEREST RISK	LCH. Clearnet LLC/Morgan Stanley & Co. LLC WAM6YERMS70XFZUJY219	02/14/2018	02/14/2033	1	128,000,000	...REC SWIP: USD 3.002000 14-FEB-2033 [PAY 3ML]	0	0	303,943	35,355,237		35,355,237	19,877,384	0	0	0	2,297,318	0001	
CL INTEREST RATE SWAP, REC FIXED, PAY 3ML	Stable Value Products	Exhibit 5	INTEREST RISK	LCH. Clearnet LLC/Morgan Stanley & Co. LLC WAM6YERMS70XFZUJY219	02/14/2018	02/14/2038	1	404,000,000	...REC SWIP: USD 3.031500 14-FEB-2038 [PAY 3ML]	0	0	921,370	149,953,625		149,953,625	88,527,136	0	0	0	8,543,351	0001	
CL INTEREST RATE SWAP, REC FIXED, PAY 3ML	Stable Value Products	Exhibit 5	INTEREST RISK	LCH. Clearnet LLC/Morgan Stanley & Co. LLC WAM6YERMS70XFZUJY219	02/20/2018	02/22/2033	1	6,000,000	...REC SWIP: USD 2.996100 22-FEB-2033 [PAY 3ML]	0	0	14,028	1,655,322		1,655,322	933,152	0	0	0	107,778	0001	
CL INTEREST RATE SWAP, REC FIXED, PAY 3ML	Stable Value Products	Exhibit 5	INTEREST RISK	LCH. Clearnet LLC/Morgan Stanley & Co. LLC WAM6YERMS70XFZUJY219	02/26/2018	02/28/2038	1	5,000,000	...REC SWIP: USD 2.966200 28-FEB-2038 [PAY 3ML]	0	0	10,703	1,804,282		1,804,282	1,092,793	0	0	0	105,848	0001	
CL INTEREST RATE SWAP, REC 3ML, PAY FIXED	Stable Value Products	Exhibit 5	INTEREST RISK	LCH. Clearnet LLC/Morgan Stanley & Co. LLC WAM6YERMS70XFZUJY219	03/05/2018	03/07/2023	1	10,000,000	...REC 3ML [PAY SWIP: USD 2.746800 07-MAR-2023]	0	0	(25,088)	(683,636)		(683,636)	(352,663)	0	0	0	85,648	0001	
CL INTEREST RATE SWAP, REC FIXED, PAY 3ML	Stable Value Products	Exhibit 5	INTEREST RISK	LCH. Clearnet LLC/Morgan Stanley & Co. LLC WAM6YERMS70XFZUJY219	03/05/2018	03/07/2028	1	8,000,000	...REC SWIP: USD 2.894090 07-MAR-2028 [PAY 3ML]	0	0	21,220	1,415,663		1,415,663	765,480	0	0	0	112,710	0001	
CL INTEREST RATE SWAP, REC 3ML, PAY FIXED	Stable Value Products	Exhibit 5	INTEREST RISK	LCH. Clearnet LLC/Morgan Stanley & Co. LLC WAM6YERMS70XFZUJY219	03/12/2018	03/14/2021	1	5,000,000	...REC 3ML [PAY SWIP: USD 2.697960 14-MAR-2021]	0	0	(12,019)	(105,283)		(105,283)	(48,322)	0	0	0	24,411	0001	
CL INTEREST RATE SWAP, REC FIXED, PAY 3ML	Stable Value Products	Exhibit 5	INTEREST RISK	LCH. Clearnet LLC/Morgan Stanley & Co. LLC WAM6YERMS70XFZUJY219	03/12/2018	03/14/2023	1	5,000,000	...REC SWIP: USD 2.795390 14-MAR-2023 [PAY 3ML]	0	0	12,737	353,620		353,620	179,915	0	0	0	42,964	0001	
CL INTEREST RATE SWAP, REC FIXED, PAY 3ML	Stable Value Products	Exhibit 5	INTEREST RISK	LCH. Clearnet LLC/Morgan Stanley & Co. LLC WAM6YERMS70XFZUJY219	03/12/2018	03/14/2028	1	5,000,000	...REC SWIP: USD 2.915300 14-MAR-2028 [PAY 3ML]	0	0	13,112	897,354		897,354	482,478	0	0	0	70,529	0001	
CL INTEREST RATE SWAP, REC 3ML, PAY FIXED	Stable Value Products	Exhibit 5	INTEREST RISK	LCH. Clearnet LLC/Morgan Stanley & Co. LLC WAM6YERMS70XFZUJY219	03/12/2018	03/14/2033	1	15,000,000	...REC 3ML [PAY SWIP: USD 2.985500 14-MAR-2033]	0	0	(39,162)	(4,160,082)		(4,160,082)	(2,366,853)	0	0	0	270,017	0001	
CL INTEREST RATE SWAP, REC 3ML, PAY FIXED	Stable Value Products	Exhibit 5	INTEREST RISK	LCH. Clearnet LLC/Morgan Stanley & Co. LLC WAM6YERMS70XFZUJY219	03/19/2018	03/21/2025	1	5,000,000	...REC 3ML [PAY SWIP: USD 2.824000 21-MAR-2025]	0	0	(10,564)	(573,710)		(573,710)	(300,763)	0	0	0	55,764	0001	
CL INTEREST RATE SWAP, REC FIXED, PAY 3ML	Stable Value Products	Exhibit 5	INTEREST RISK	LCH. Clearnet LLC/Morgan Stanley & Co. LLC WAM6YERMS70XFZUJY219	03/19/2018	03/21/2038	1	17,000,000	...REC 3ML [PAY SWIP: USD 2.963800 21-MAR-2038 [PAY 3ML]	0	0	34,037	6,153,470		6,153,470	3,739,281	0	0	0	360,460	0001	

E06.12

STATEMENT AS OF MARCH 31, 2020 OF THE VOYA RETIREMENT INSURANCE AND ANNUITY COMPANY

**SCHEDULE DB - PART A - SECTION 1**

Showing all Options, Caps, Floors, Collars, Swaps and Forwards Open as of Current Statement Date

1	2	3	4	5	6	7	8	9	10	11	12	13	14	15	16	17	18	19	20	21	22	23
Description	Description of Item(s) Hedged, Used for Income Generation or Replicated	Schedule/ Exhibit Identifier	Type(s) of Risk(s) (a)	Exchange, Counterparty or Central Clearinghouse	Trade Date	Date of Maturity or Expiration	Number of Contracts	Notional Amount	Strike Price, Rate or Index Received (Paid)	Cumulative Prior Year(s) Initial Cost of Un-discounted Premium (Received) Paid	Current Year Initial Cost of Un-discounted Premium (Received) Paid	Current Year Income	Book/ Adjusted Carrying Value	Code	Fair Value	Unrealized Valuation Increase/ (Decrease)	Total Foreign Exchange Change in B./A.C.V.	Current Year's (Amortization)/ Accretion	Adjustment to Carrying Value of Hedged Item	Potential Exposure	Credit Quality of Reference Entity	Hedge Effectiveness at Inception and at Quarter-end (b)
CL INTEREST RATE SWAP, REC 3ML, PAY FIXED	Stable Value Products	Exhibit 5	INTEREST RISK	LCH. Clearnet LLC/Morgan Stanley & Co. LLC WAM6YERMS70XFZUJY219	03/26/2018	03/28/2023	1	8,000,000	2.777700 28-MAR-2023	0	0	(14,844)	(556,088)		(556,088)	(281,473)	0	0	0	69,187	0001	
CL INTEREST RATE SWAP, REC FIXED, PAY 3ML	Stable Value Products	Exhibit 5	INTEREST RISK	LCH. Clearnet LLC/Morgan Stanley & Co. LLC WAM6YERMS70XFZUJY219	03/26/2018	03/28/2038	1	18,000,000	2.944700 28-MAR-2038 [PAY 3ML]	0	0	31,164	6,452,627		6,452,627	3,950,670	0	0	0	381,867	0001	
CL INTEREST RATE SWAP, REC 3ML, PAY FIXED	Stable Value Products	Exhibit 5	INTEREST RISK	LCH. Clearnet LLC/Morgan Stanley & Co. LLC WAM6YERMS70XFZUJY219	04/02/2018	04/04/2021	1	5,000,000	2.643170 04-APR-2021	0	0	(8,587)	(100,530)		(100,530)	(44,258)	0	0	0	25,137	0001	
CL INTEREST RATE SWAP, REC FIXED, PAY 3ML	Stable Value Products	Exhibit 5	INTEREST RISK	LCH. Clearnet LLC/Morgan Stanley & Co. LLC WAM6YERMS70XFZUJY219	04/02/2018	04/04/2028	1	5,000,000	2.770560 04-APR-2028 [PAY 3ML]	0	0	8,734	836,309		836,309	475,735	0	0	0	70,783	0001	
CL INTEREST RATE SWAP, REC FIXED, PAY 3ML	Stable Value Products	Exhibit 5	INTEREST RISK	LCH. Clearnet LLC/Morgan Stanley & Co. LLC WAM6YERMS70XFZUJY219	04/02/2018	04/04/2038	1	13,000,000	2.841900 04-APR-2038 [PAY 3ML]	0	0	21,141	4,431,392		4,431,392	2,829,641	0	0	0	275,939	0001	
CL INTEREST RATE SWAP, REC 3ML, PAY FIXED	Stable Value Products	Exhibit 5	INTEREST RISK	LCH. Clearnet LLC/Morgan Stanley & Co. LLC WAM6YERMS70XFZUJY219	04/09/2018	04/11/2025	1	5,000,000	2.769100 11-APR-2025	0	0	(9,795)	(562,191)		(562,191)	(300,470)	0	0	0	56,085	0001	
CL INTEREST RATE SWAP, REC FIXED, PAY 3ML	Stable Value Products	Exhibit 5	INTEREST RISK	LCH. Clearnet LLC/Morgan Stanley & Co. LLC WAM6YERMS70XFZUJY219	04/09/2018	04/11/2028	1	6,000,000	2.816490 11-APR-2028 [PAY 3ML]	0	0	11,758	1,027,677		1,027,677	572,948	0	0	0	85,041	0001	
CL INTEREST RATE SWAP, REC 3ML, PAY FIXED	Stable Value Products	Exhibit 5	INTEREST RISK	LCH. Clearnet LLC/Morgan Stanley & Co. LLC WAM6YERMS70XFZUJY219	04/09/2018	04/11/2033	1	5,000,000	2.868500 11-APR-2033	0	0	(9,619)	(1,310,623)		(1,310,623)	(780,619)	0	0	0	90,272	0001	
CL INTEREST RATE SWAP, REC FIXED, PAY 3ML	Stable Value Products	Exhibit 5	INTEREST RISK	LCH. Clearnet LLC/Morgan Stanley & Co. LLC WAM6YERMS70XFZUJY219	04/16/2018	04/18/2023	1	9,000,000	2.814900 18-APR-2023 [PAY 3ML]	0	0	19,521	645,918		645,918	319,583	0	0	0	78,580	0001	
CL INTEREST RATE SWAP, REC 3ML, PAY FIXED	Stable Value Products	Exhibit 5	INTEREST RISK	LCH. Clearnet LLC/Morgan Stanley & Co. LLC WAM6YERMS70XFZUJY219	04/16/2018	04/18/2038	1	16,000,000	2.932500 18-APR-2038	0	0	(30,927)	(5,714,718)		(5,714,718)	(3,514,217)	0	0	0	339,979	0001	
CL INTEREST RATE SWAP, REC 3ML, PAY FIXED	Stable Value Products	Exhibit 5	INTEREST RISK	LCH. Clearnet LLC/Morgan Stanley & Co. LLC WAM6YERMS70XFZUJY219	04/23/2018	04/25/2038	1	20,000,000	3.048700 25-APR-2038	0	0	(44,490)	(7,552,739)		(7,552,739)	(4,435,673)	0	0	0	425,199	0001	
CL INTEREST RATE SWAP, REC 3ML, PAY FIXED	Stable Value Products	Exhibit 5	INTEREST RISK	LCH. Clearnet LLC/Morgan Stanley & Co. LLC WAM6YERMS70XFZUJY219	04/23/2018	04/25/2033	1	5,000,000	3.036880 25-APR-2033	0	0	(11,787)	(1,421,090)		(1,421,090)	(789,804)	0	0	0	90,404	0001	
CL INTEREST RATE SWAP, REC 3ML, PAY FIXED	Stable Value Products	Exhibit 5	INTEREST RISK	LCH. Clearnet LLC/Morgan Stanley & Co. LLC WAM6YERMS70XFZUJY219	04/23/2018	04/25/2028	1	6,000,000	2.995600 25-APR-2028	0	0	(14,643)	(1,117,680)		(1,117,680)	(577,832)	0	0	0	85,244	0001	
CL INTEREST RATE SWAP, REC FIXED, PAY 3ML	Stable Value Products	Exhibit 5	INTEREST RISK	LCH. Clearnet LLC/Morgan Stanley & Co. LLC WAM6YERMS70XFZUJY219	04/30/2018	05/02/2038	1	10,000,000	3.032400 02-MAY-2038 [PAY 3ML]	0	0	22,499	3,752,113		3,752,113	2,217,837	0	0	0	212,712	0001	

EOG-13

STATEMENT AS OF MARCH 31, 2020 OF THE VOYA RETIREMENT INSURANCE AND ANNUITY COMPANY

**SCHEDULE DB - PART A - SECTION 1**

Showing all Options, Caps, Floors, Collars, Swaps and Forwards Open as of Current Statement Date

1	2	3	4	5	6	7	8	9	10	11	12	13	14	15	16	17	18	19	20	21	22	23
Description	Description of Item(s) Hedged, Used for Income Generation or Replicated	Schedule/ Exhibit Identifier	Type(s) of Risk(s) (a)	Exchange, Counterparty or Central Clearinghouse	Trade Date	Date of Maturity or Expiration	Number of Contracts	Notional Amount	Strike Price, Rate or Index Received (Paid)	Cumulative Prior Year(s) Initial Cost of Un-discounted Premium (Received) Paid	Current Year Initial Cost of Un-discounted Premium (Received) Paid	Current Year Income	Book/ Adjusted Carrying Value	Code	Fair Value	Unrealized Valuation Increase/ (Decrease)	Total Foreign Exchange Change in B./A.C.V.	Current Year's (Amortization)/ Accretion	Adjustment to Carrying Value of Hedged Item	Potential Exposure	Credit Quality of Reference Entity	Hedge Effectiveness at Inception and at Quarter-end (b)
CL INTEREST RATE SWAP, REC 3ML, PAY FIXED	Stable Value Products	Exhibit 5	INTEREST RISK	LCH. Clearnet LLC/Morgan Stanley & Co. LLC WAM6YERMS70XFZUJY219	.05/07/2018	.05/09/2033	1	5,000,000	...REC 3ML [PAY SNIP: USD 3.037810 09-MAY-2033]	0	0	(12,174)	(1,425,559)		(1,425,559)	(792,351)	0	0	0	90,537	0001	
CL INTEREST RATE SWAP, REC FIXED, PAY 3ML	Stable Value Products	Exhibit 5	INTEREST RISK	LCH. Clearnet LLC/Morgan Stanley & Co. LLC WAM6YERMS70XFZUJY219	.05/07/2018	.05/09/2038	1	7,000,000	...REC SNIP: USD 3.051500 09-MAY-2038 [PAY 3ML]	0	0	16,139	2,651,776		2,651,776	1,556,055	0	0	0	148,978	0001	
CL INTEREST RATE SWAP, REC 3ML, PAY FIXED	Stable Value Products	Exhibit 5	INTEREST RISK	LCH. Clearnet LLC/Morgan Stanley & Co. LLC WAM6YERMS70XFZUJY219	.05/14/2018	.05/16/2021	1	5,000,000	...REC 3ML [PAY SNIP: USD 2.854490 16-MAY-2021]	0	0	(12,541)	(126,720)		(126,720)	(49,889)	0	0	0	26,529	0001	
CL INTEREST RATE SWAP, REC 3ML, PAY FIXED	Stable Value Products	Exhibit 5	INTEREST RISK	LCH. Clearnet LLC/Morgan Stanley & Co. LLC WAM6YERMS70XFZUJY219	.05/21/2018	.05/23/2033	1	7,000,000	...REC 3ML [PAY SNIP: USD 3.154000 23-MAY-2033]	0	0	(18,601)	(2,105,021)		(2,105,021)	(1,119,475)	0	0	0	126,937	0001	
CL INTEREST RATE SWAP, REC 3ML, PAY FIXED	Stable Value Products	Exhibit 5	INTEREST RISK	LCH. Clearnet LLC/Morgan Stanley & Co. LLC WAM6YERMS70XFZUJY219	.05/21/2018	.05/23/2038	1	17,000,000	...REC 3ML [PAY SNIP: USD 3.163700 23-MAY-2038]	0	0	(42,594)	(6,783,059)		(6,783,059)	(3,818,690)	0	0	0	362,185	0001	
CL INTEREST RATE SWAP, REC FIXED, PAY 3ML	Stable Value Products	Exhibit 5	INTEREST RISK	LCH. Clearnet LLC/Morgan Stanley & Co. LLC WAM6YERMS70XFZUJY219	.05/29/2018	.05/31/2038	1	15,000,000	...REC SNIP: USD 2.920000 31-MAY-2038 [PAY 3ML]	0	0	30,837	5,356,402		5,356,402	3,313,677	0	0	0	319,768	0001	
CL INTEREST RATE SWAP, REC 3ML, PAY FIXED	Stable Value Products	Exhibit 5	INTEREST RISK	LCH. Clearnet LLC/Morgan Stanley & Co. LLC WAM6YERMS70XFZUJY219	.06/04/2018	.06/06/2023	1	6,000,000	...REC 3ML [PAY SNIP: USD 2.915000 06-JUN-2023]	0	0	(17,915)	(475,588)		(475,588)	(229,208)	0	0	0	53,528	0001	
CL INTEREST RATE SWAP, REC 3ML, PAY FIXED	Stable Value Products	Exhibit 5	INTEREST RISK	LCH. Clearnet LLC/Morgan Stanley & Co. LLC WAM6YERMS70XFZUJY219	.06/04/2018	.06/06/2025	1	5,000,000	...REC 3ML [PAY SNIP: USD 2.947200 06-JUN-2025]	0	0	(14,848)	(629,370)		(629,370)	(315,000)	0	0	0	56,934	0001	
CL INTEREST RATE SWAP, REC FIXED, PAY 3ML	Stable Value Products	Exhibit 5	INTEREST RISK	LCH. Clearnet LLC/Morgan Stanley & Co. LLC WAM6YERMS70XFZUJY219	.06/04/2018	.06/06/2028	1	13,000,000	...REC SNIP: USD 2.993100 06-JUN-2028 [PAY 3ML]	0	0	38,383	2,463,173		2,463,173	1,284,037	0	0	0	186,007	0001	
CL INTEREST RATE SWAP, REC FIXED, PAY 3ML	Stable Value Products	Exhibit 5	INTEREST RISK	LCH. Clearnet LLC/Morgan Stanley & Co. LLC WAM6YERMS70XFZUJY219	.06/04/2018	.06/06/2038	1	6,000,000	...REC SNIP: USD 3.042750 06-JUN-2038 [PAY 3ML]	0	0	16,389	2,278,830		2,278,830	1,345,408	0	0	0	127,965	0001	
CL INTEREST RATE SWAP, REC 3ML, PAY FIXED	Stable Value Products	Exhibit 5	INTEREST RISK	LCH. Clearnet LLC/Morgan Stanley & Co. LLC WAM6YERMS70XFZUJY219	.06/11/2018	.06/13/2021	1	5,000,000	...REC 3ML [PAY SNIP: USD 2.887000 13-JUN-2021]	0	0	(14,837)	(146,050)		(146,050)	(62,529)	0	0	0	27,417	0001	
CL INTEREST RATE SWAP, REC FIXED, PAY 3ML	Stable Value Products	Exhibit 5	INTEREST RISK	LCH. Clearnet LLC/Morgan Stanley & Co. LLC WAM6YERMS70XFZUJY219	.06/11/2018	.06/13/2023	1	7,000,000	...REC SNIP: USD 2.946100 13-JUN-2023 [PAY 3ML]	0	0	21,059	568,030		568,030	272,053	0	0	0	62,637	0001	
CL INTEREST RATE SWAP, REC 3ML, PAY FIXED	Stable Value Products	Exhibit 5	INTEREST RISK	LCH. Clearnet LLC/Morgan Stanley & Co. LLC WAM6YERMS70XFZUJY219	.06/11/2018	.06/13/2028	1	6,000,000	...REC 3ML [PAY SNIP: USD 3.024510 13-JUN-2028]	0	0	(17,829)	(1,156,901)		(1,156,901)	(597,166)	0	0	0	85,950	0001	
CL INTEREST RATE SWAP, REC FIXED, PAY 3ML	Stable Value Products	Exhibit 5	INTEREST RISK	LCH. Clearnet LLC/Morgan Stanley & Co. LLC WAM6YERMS70XFZUJY219	.06/18/2018	.06/20/2038	1	9,000,000	...REC SNIP: USD 3.026600 20-JUN-2038 [PAY 3ML]	0	0	20,456	3,395,878		3,395,878	2,017,882	0	0	0	192,150	0001	

STATEMENT AS OF MARCH 31, 2020 OF THE VOYA RETIREMENT INSURANCE AND ANNUITY COMPANY

**SCHEDULE DB - PART A - SECTION 1**

Showing all Options, Caps, Floors, Collars, Swaps and Forwards Open as of Current Statement Date

1	2	3	4	5	6	7	8	9	10	11	12	13	14	15	16	17	18	19	20	21	22	23
Description	Description of Item(s) Hedged, Used for Income Generation or Replicated	Schedule/ Exhibit Identifier	Type(s) of Risk(s) (a)	Exchange, Counterparty or Central Clearinghouse	Trade Date	Date of Maturity or Expiration	Number of Contracts	Notional Amount	Strike Price, Rate or Index Received (Paid)	Cumulative Prior Year(s) Initial Cost of Un-discounted Premium (Received) Paid	Current Year Initial Cost of Un-discounted Premium (Received) Paid	Current Year Income	Book/ Adjusted Carrying Value	Code	Fair Value	Unrealized Valuation Increase/ (Decrease)	Total Foreign Exchange Change in B./A.C.V.	Current Year's (Amortization)/ Accretion	Adjustment to Carrying Value of Hedged Item	Potential Exposure	Credit Quality of Reference Entity	Hedge Effectiveness at Inception and at Quarter-end (b)
CL INTEREST RATE SWAP, REC FIXED, PAY 3ML	Stable Value Products	Exhibit 5	INTEREST RISK	LCH. Clearnet LLC/Morgan Stanley & Co. LLC WAM6YERMS70XFZUJY219	06/25/2018	06/27/2038	1	6,000,000	...REC SWP: USD 2.987020 27-JUN-2038 [PAY 3ML]	0	0	11,568	2,221,908		2,221,908	1,340,904	0	0	0	128,167	0001	
CL INTEREST RATE SWAP, REC FIXED, PAY 3ML	Stable Value Products	Exhibit 5	INTEREST RISK	LCH. Clearnet LLC/Morgan Stanley & Co. LLC WAM6YERMS70XFZUJY219	06/25/2018	06/27/2020	1	5,000,000	...REC SWP: USD 2.791920 27-JUN-2020 [PAY 3ML]	0	0	10,686	18,452		18,452	(4,588)	0	0	0	12,275	0001	
CL INTEREST RATE SWAP, REC 3ML, PAY FIXED	Stable Value Products	Exhibit 5	INTEREST RISK	LCH. Clearnet LLC/Morgan Stanley & Co. LLC WAM6YERMS70XFZUJY219	07/02/2018	07/05/2021	1	5,000,000	...REC 3ML [PAY SWP: USD 2.877700 05-JUL-2021]	0	0	(11,512)	(144,973)		(144,973)	(58,510)	0	0	0	28,096	0001	
CL INTEREST RATE SWAP, REC 3ML, PAY FIXED	Stable Value Products	Exhibit 5	INTEREST RISK	LCH. Clearnet LLC/Morgan Stanley & Co. LLC WAM6YERMS70XFZUJY219	07/02/2018	07/05/2025	1	5,000,000	...REC 3ML [PAY SWP: USD 2.913500 05-JUL-2025]	0	0	(10,988)	(623,433)		(623,433)	(314,297)	0	0	0	57,368	0001	
CL INTEREST RATE SWAP, REC FIXED, PAY 3ML	Stable Value Products	Exhibit 5	INTEREST RISK	LCH. Clearnet LLC/Morgan Stanley & Co. LLC WAM6YERMS70XFZUJY219	07/02/2018	07/05/2028	1	8,000,000	...REC SWP: USD 2.943000 05-JUL-2028 [PAY 3ML]	0	0	17,180	1,485,342		1,485,342	787,315	0	0	0	115,020	0001	
CL INTEREST RATE SWAP, REC 3ML, PAY FIXED	Stable Value Products	Exhibit 5	INTEREST RISK	LCH. Clearnet LLC/Morgan Stanley & Co. LLC WAM6YERMS70XFZUJY219	07/02/2018	07/05/2033	1	6,000,000	...REC 3ML [PAY SWP: USD 2.971910 05-JUL-2033]	0	0	(12,281)	(1,676,260)		(1,676,260)	(959,156)	0	0	0	109,289	0001	
CL INTEREST RATE SWAP, REC FIXED, PAY 3ML	Stable Value Products	Exhibit 5	INTEREST RISK	LCH. Clearnet LLC/Morgan Stanley & Co. LLC WAM6YERMS70XFZUJY219	07/02/2018	07/05/2038	1	7,000,000	...REC SWP: USD 2.971500 05-JUL-2038 [PAY 3ML]	0	0	13,290	2,572,940		2,572,940	1,560,252	0	0	0	149,618	0001	
CL INTEREST RATE SWAP, REC 3ML, PAY FIXED	Stable Value Products	Exhibit 5	INTEREST RISK	LCH. Clearnet LLC/Morgan Stanley & Co. LLC WAM6YERMS70XFZUJY219	07/09/2018	07/11/2038	1	11,000,000	...REC 3ML [PAY SWP: USD 2.948980 11-JUL-2038]	0	0	(21,535)	(4,003,579)		(4,003,579)	(2,450,360)	0	0	0	235,220	0001	
CL INTEREST RATE SWAP, REC 3ML, PAY FIXED	Stable Value Products	Exhibit 5	INTEREST RISK	LCH. Clearnet LLC/Morgan Stanley & Co. LLC WAM6YERMS70XFZUJY219	08/06/2018	08/08/2038	1	17,000,000	...REC 3ML [PAY SWP: USD 3.057800 08-AUG-2038]	0	0	(39,176)	(6,534,308)		(6,534,308)	(3,834,568)	0	0	0	364,283	0001	
CL INTEREST RATE SWAP, REC 3ML, PAY FIXED	Stable Value Products	Exhibit 5	INTEREST RISK	LCH. Clearnet LLC/Morgan Stanley & Co. LLC WAM6YERMS70XFZUJY219	08/06/2018	08/08/2033	1	17,000,000	...REC 3ML [PAY SWP: USD 3.049400 08-AUG-2033]	0	0	(41,566)	(4,950,361)		(4,950,361)	(2,750,219)	0	0	0	310,737	0001	
CL INTEREST RATE SWAP, REC 3ML, PAY FIXED	Stable Value Products	Exhibit 5	INTEREST RISK	LCH. Clearnet LLC/Morgan Stanley & Co. LLC WAM6YERMS70XFZUJY219	08/06/2018	08/08/2021	1	5,000,000	...REC SWP: USD 2.919530 08-AUG-2021]	0	0	(13,194)	(160,268)		(160,268)	(64,709)	0	0	0	29,114	0001	
CL INTEREST RATE SWAP, REC FIXED, PAY 3ML	Stable Value Products	Exhibit 5	INTEREST RISK	LCH. Clearnet LLC/Morgan Stanley & Co. LLC WAM6YERMS70XFZUJY219	08/06/2018	08/08/2020	1	8,000,000	...REC SWP: USD 2.863500 08-AUG-2020 [PAY 3ML]	0	0	20,405	50,075		50,075	(1,352)	0	0	0	23,872	0001	
CL INTEREST RATE SWAP, REC 3ML, PAY FIXED	Stable Value Products	Exhibit 5	INTEREST RISK	LCH. Clearnet LLC/Morgan Stanley & Co. LLC WAM6YERMS70XFZUJY219	09/10/2018	09/12/2021	1	7,000,000	...REC 3ML [PAY SWP: USD 2.941000 12-SEP-2021]	0	0	(21,637)	(254,697)		(254,697)	(109,814)	0	0	0	42,175	0001	
CL INTEREST RATE SWAP, REC FIXED, PAY 3ML	Stable Value Products	Exhibit 5	INTEREST RISK	LCH. Clearnet LLC/Morgan Stanley & Co. LLC WAM6YERMS70XFZUJY219	09/10/2018	09/12/2020	1	7,000,000	...REC SWP: USD 2.897860 12-SEP-2020 [PAY 3ML]	0	0	21,254	70,564		70,564	17,138	0	0	0	23,532	0001	

EOG 15

STATEMENT AS OF MARCH 31, 2020 OF THE VOYA RETIREMENT INSURANCE AND ANNUITY COMPANY

**SCHEDULE DB - PART A - SECTION 1**

Showing all Options, Caps, Floors, Collars, Swaps and Forwards Open as of Current Statement Date

1	2	3	4	5	6	7	8	9	10	11	12	13	14	15	16	17	18	19	20	21	22	23
Description	Description of Item(s) Hedged, Used for Income Generation or Replicated	Schedule/ Exhibit Identifier	Type(s) of Risk(s) (a)	Exchange, Counterparty or Central Clearinghouse	Trade Date	Date of Maturity or Expiration	Number of Contracts	Notional Amount	Strike Price, Rate or Index Received (Paid)	Cumulative Prior Year(s) Initial Cost of Un-discounted Premium (Received) Paid	Current Year Initial Cost of Un-discounted Premium (Received) Paid	Current Year Income	Book/ Adjusted Carrying Value	Code	Fair Value	Unrealized Valuation Increase/ (Decrease)	Total Foreign Exchange Change in B./A.C.V.	Current Year's (Amortization)/ Accretion	Adjustment to Carrying Value of Hedged Item	Potential Exposure	Credit Quality of Reference Entity	Hedge Effectiveness at Inception and at Quarter-end (b)
CL INTEREST RATE SWAP, REC FIXED, PAY 3ML	Stable Value Products	Exhibit 5	INTEREST RISK	LCH. Clearnet LLC/Morgan Stanley & Co. LLC WAM6YERMS70XFZUJY219	09/10/2018	09/12/2023	1	17,000,000	...REC SWP: USD 2.951900 12-SEP-2023 [PAY 3ML]	0	0	51,246	1,483,449		1,483,449	714,240	0	0	0	157,928	0001	
CL INTEREST RATE SWAP, REC 3ML, PAY FIXED	Stable Value Products	Exhibit 5	INTEREST RISK	LCH. Clearnet LLC/Morgan Stanley & Co. LLC WAM6YERMS70XFZUJY219	09/10/2018	09/12/2033	1	9,000,000	...REC 3ML [PAY SWP: USD 3.033500 12-SEP-2033]	0	0	(25,318)	(2,631,957)		(2,631,957)	(1,479,325)	0	0	0	165,097	0001	
CL INTEREST RATE SWAP, REC 3ML, PAY FIXED	Stable Value Products	Exhibit 5	INTEREST RISK	LCH. Clearnet LLC/Morgan Stanley & Co. LLC WAM6YERMS70XFZUJY219	09/10/2018	09/12/2038	1	18,000,000	...REC 3ML [PAY SWP: USD 3.040370 12-SEP-2038]	0	0	(48,091)	(6,922,003)		(6,922,003)	(4,103,310)	0	0	0	386,717	0001	
CL INTEREST RATE SWAP, REC FIXED, PAY 3ML	Stable Value Products	Exhibit 5	INTEREST RISK	LCH. Clearnet LLC/Morgan Stanley & Co. LLC WAM6YERMS70XFZUJY219	10/09/2018	10/11/2020	1	8,000,000	...REC SWP: USD 3.070500 11-OCT-2020 [PAY 3ML]	0	0	23,221	92,068		92,068	12,961	0	0	0	29,162	0001	
CL INTEREST RATE SWAP, REC 3ML, PAY FIXED	Stable Value Products	Exhibit 5	INTEREST RISK	LCH. Clearnet LLC/Morgan Stanley & Co. LLC WAM6YERMS70XFZUJY219	10/09/2018	10/11/2021	1	5,000,000	...REC 3ML [PAY SWP: USD 3.147000 11-OCT-2021]	0	0	(15,164)	(200,191)		(200,191)	(73,559)	0	0	0	30,939	0001	
CL INTEREST RATE SWAP, REC FIXED, PAY 3ML	Stable Value Products	Exhibit 5	INTEREST RISK	LCH. Clearnet LLC/Morgan Stanley & Co. LLC WAM6YERMS70XFZUJY219	10/09/2018	10/11/2023	1	11,000,000	...REC SWP: USD 3.187000 11-OCT-2023 [PAY 3ML]	0	0	33,146	1,054,212		1,054,212	452,309	0	0	0	103,358	0001	
CL INTEREST RATE SWAP, REC FIXED, PAY 3ML	Stable Value Products	Exhibit 5	INTEREST RISK	LCH. Clearnet LLC/Morgan Stanley & Co. LLC WAM6YERMS70XFZUJY219	10/09/2018	10/11/2028	1	11,000,000	...REC SWP: USD 3.265000 11-OCT-2028 [PAY 3ML]	0	0	32,375	2,395,381		2,395,381	1,126,430	0	0	0	160,700	0001	
CL INTEREST RATE SWAP, REC 3ML, PAY FIXED	Stable Value Products	Exhibit 5	INTEREST RISK	LCH. Clearnet LLC/Morgan Stanley & Co. LLC WAM6YERMS70XFZUJY219	10/09/2018	10/11/2033	1	21,000,000	...REC 3ML [PAY SWP: USD 3.306500 11-OCT-2033]	0	0	(59,344)	(6,891,702)		(6,891,702)	(3,489,510)	0	0	0	386,362	0001	
CL INTEREST RATE SWAP, REC 3ML, PAY FIXED	Stable Value Products	Exhibit 5	INTEREST RISK	LCH. Clearnet LLC/Morgan Stanley & Co. LLC WAM6YERMS70XFZUJY219	10/09/2018	10/11/2038	1	36,000,000	...REC 3ML [PAY SWP: USD 3.311900 11-OCT-2038]	0	0	(95,303)	(15,564,573)		(15,564,573)	(8,351,319)	0	0	0	775,097	0001	
CL INTEREST RATE SWAP, REC FIXED, PAY 3ML	Stable Value Products	Exhibit 5	INTEREST RISK	LCH. Clearnet LLC/Morgan Stanley & Co. LLC WAM6YERMS70XFZUJY219	11/05/2018	11/07/2020	1	8,000,000	...REC SWP: USD 3.105000 07-NOV-2020 [PAY 3ML]	0	0	25,199	109,681		109,681	19,997	0	0	0	31,125	0001	
CL INTEREST RATE SWAP, REC 3ML, PAY FIXED	Stable Value Products	Exhibit 5	INTEREST RISK	LCH. Clearnet LLC/Morgan Stanley & Co. LLC WAM6YERMS70XFZUJY219	11/05/2018	11/07/2021	1	7,000,000	...REC 3ML [PAY SWP: USD 3.148900 07-NOV-2021]	0	0	(22,395)	(295,445)		(295,445)	(109,960)	0	0	0	44,348	0001	
CL INTEREST RATE SWAP, REC 3ML, PAY FIXED	Stable Value Products	Exhibit 5	INTEREST RISK	LCH. Clearnet LLC/Morgan Stanley & Co. LLC WAM6YERMS70XFZUJY219	11/05/2018	11/07/2025	1	7,000,000	...REC 3ML [PAY SWP: USD 3.199220 07-NOV-2025]	0	0	(21,690)	(1,033,423)		(1,033,423)	(468,741)	0	0	0	82,886	0001	
CL INTEREST RATE SWAP, REC 3ML, PAY FIXED	Stable Value Products	Exhibit 5	INTEREST RISK	LCH. Clearnet LLC/Morgan Stanley & Co. LLC WAM6YERMS70XFZUJY219	11/05/2018	11/07/2033	1	11,000,000	...REC 3ML [PAY SWP: USD 3.322500 07-NOV-2033]	0	0	(33,253)	(3,650,751)		(3,650,751)	(1,840,395)	0	0	0	202,932	0001	
CL INTEREST RATE SWAP, REC FIXED, PAY 3ML	Stable Value Products	Exhibit 5	INTEREST RISK	LCH. Clearnet LLC/Morgan Stanley & Co. LLC WAM6YERMS70XFZUJY219	12/10/2018	12/12/2020	1	9,000,000	...REC SWP: USD 2.855500 12-DEC-2020 [PAY 3ML]	0	0	26,454	144,676		144,676	52,316	0	0	0	37,687	0001	

E06.16



STATEMENT AS OF MARCH 31, 2020 OF THE VOYA RETIREMENT INSURANCE AND ANNUITY COMPANY

**SCHEDULE DB - PART A - SECTION 1**

Showing all Options, Caps, Floors, Collars, Swaps and Forwards Open as of Current Statement Date

1	2	3	4	5	6	7	8	9	10	11	12	13	14	15	16	17	18	19	20	21	22	23
Description	Description of Item(s) Hedged, Used for Income Generation or Replicated	Schedule/ Exhibit Identifier	Type(s) of Risk(s) (a)	Exchange, Counterparty or Central Clearinghouse	Trade Date	Date of Maturity or Expiration	Number of Contracts	Notional Amount	Strike Price, Rate or Index Received (Paid)	Cumulative Prior Year(s) Initial Cost of Un-discounted Premium (Received) Paid	Current Year Initial Cost of Un-discounted Premium (Received) Paid	Current Year Income	Book/ Adjusted Carrying Value	Code	Fair Value	Unrealized Valuation Increase/ (Decrease)	Total Foreign Exchange Change in B./A.C.V.	Current Year's (Amortization)/ Accretion	Adjustment to Carrying Value of Hedged Item	Potential Exposure	Credit Quality of Reference Entity	Hedge Effectiveness at Inception and at Quarter-end (b)
CL INTEREST RATE SWAP, REC 3ML, PAY FIXED	Stable Value Products	Exhibit 5	INTEREST RISK	LCH. Clearnet LLC/Morgan Stanley & Co. LLC WAM6YERMS70XFZUJY219	12/10/2018	12/12/2021	1	15,000,000	2.817370 12-DEC-2021	0	0	(41,945)	(613,211)		(613,211)	(288,408)	0	0	0	97,827	0001	
CL INTEREST RATE SWAP, REC 3ML, PAY FIXED	Stable Value Products	Exhibit 5	INTEREST RISK	LCH. Clearnet LLC/Morgan Stanley & Co. LLC WAM6YERMS70XFZUJY219	12/10/2018	12/12/2023	1	5,000,000	2.799750 12-DEC-2023	0	0	(13,305)	(437,928)		(437,928)	(226,759)	0	0	0	48,097	0001	
CL INTEREST RATE SWAP, REC 3ML, PAY FIXED	Stable Value Products	Exhibit 5	INTEREST RISK	LCH. Clearnet LLC/Morgan Stanley & Co. LLC WAM6YERMS70XFZUJY219	12/10/2018	12/12/2025	1	13,000,000	2.825500 12-DEC-2025	0	0	(34,309)	(1,693,768)		(1,693,768)	(906,012)	0	0	0	155,241	0001	
CL INTEREST RATE SWAP, REC FIXED, PAY 3ML	Stable Value Products	Exhibit 5	INTEREST RISK	LCH. Clearnet LLC/Morgan Stanley & Co. LLC WAM6YERMS70XFZUJY219	12/10/2018	12/12/2038	1	90,000,000	2.983800 12-DEC-2038 [PAY 3ML]	0	0	231,629	34,106,995		34,106,995	20,708,178	0	0	0	1,946,599	0001	
CL INTEREST RATE SWAP, REC FIXED, PAY 1ML	Cash flow hedge mortgage derivative Products	D-1	INTEREST RISK	LCH. Clearnet LLC/Morgan Stanley & Co. LLC WAM6YERMS70XFZUJY219	12/18/2018	12/20/2023	1	8,000,000	2.648000 20-DEC-2023 [PAY 1ML]	0	0	20,043	682,910		682,910	355,678	0	0	0	77,183	0002	
CL INTEREST RATE SWAP, REC FIXED, PAY 1ML	Cash flow hedge mortgage derivative Products	D-1	INTEREST RISK	LCH. Clearnet LLC/Morgan Stanley & Co. LLC WAM6YERMS70XFZUJY219	12/18/2018	12/20/2023	1	250,000,000	2.648000 20-DEC-2023 [PAY 1ML]	0	0	626,331	21,340,941		21,340,941	11,114,923	0	0	0	2,411,978	0002	
CL INTEREST RATE SWAP, REC FIXED, PAY 1ML	Cash flow hedge mortgage derivative Products	D-1	INTEREST RISK	LCH. Clearnet LLC/Morgan Stanley & Co. LLC WAM6YERMS70XFZUJY219	12/18/2018	12/20/2023	1	4,000,000	2.648000 20-DEC-2023 [PAY 1ML]	0	0	10,021	341,455		341,455	177,839	0	0	0	38,592	0002	
CL INTEREST RATE SWAP, REC FIXED, PAY 1ML	Cash flow hedge mortgage derivative Products	D-1	INTEREST RISK	LCH. Clearnet LLC/Morgan Stanley & Co. LLC WAM6YERMS70XFZUJY219	12/20/2018	12/24/2028	1	5,000,000	2.707000 24-DEC-2028 [PAY 1ML]	0	0	11,597	904,550		904,550	505,482	0	0	0	73,908	0002	
CL INTEREST RATE SWAP, REC FIXED, PAY 1ML	Cash flow hedge mortgage derivative Products	D-1	INTEREST RISK	LCH. Clearnet LLC/Morgan Stanley & Co. LLC WAM6YERMS70XFZUJY219	12/20/2018	12/24/2028	1	150,000,000	2.707000 24-DEC-2028 [PAY 1ML]	0	0	347,913	27,136,483		27,136,483	15,164,468	0	0	0	2,217,227	0002	
CL INTEREST RATE SWAP, REC 3ML, PAY FIXED	Stable Value Products	Exhibit 5	INTEREST RISK	LCH. Clearnet LLC/Morgan Stanley & Co. LLC WAM6YERMS70XFZUJY219	01/14/2019	01/16/2039	1	249,000,000	2.856500 16-JAN-2039	0	0	(436,649)	(88,695,982)		(88,695,982)	(56,649,800)	0	0	0	5,399,371	0001	
CL INTEREST RATE SWAP, REC FIXED, PAY 3ML	Stable Value Products	Exhibit 5	INTEREST RISK	LCH. Clearnet LLC/Morgan Stanley & Co. LLC WAM6YERMS70XFZUJY219	01/14/2019	01/16/2021	1	21,000,000	2.697030 16-JAN-2021 [PAY 3ML]	0	0	41,514	328,749		328,749	125,674	0	0	0	93,754	0001	
CL INTEREST RATE SWAP, REC 3ML, PAY FIXED	Stable Value Products	Exhibit 5	INTEREST RISK	LCH. Clearnet LLC/Morgan Stanley & Co. LLC WAM6YERMS70XFZUJY219	01/14/2019	01/16/2024	1	29,000,000	2.617500 16-JAN-2024	0	0	(48,057)	(2,352,228)		(2,352,228)	(1,310,644)	0	0	0	282,555	0001	
CL INTEREST RATE SWAP, REC FIXED, PAY 3ML	Stable Value Products	Exhibit 5	INTEREST RISK	LCH. Clearnet LLC/Morgan Stanley & Co. LLC WAM6YERMS70XFZUJY219	01/14/2019	01/16/2026	1	13,000,000	2.651260 16-JAN-2026 [PAY 3ML]	0	0	21,649	1,565,868		1,565,868	900,242	0	0	0	156,541	0001	
CL INTEREST RATE SWAP, REC FIXED, PAY 3ML	Stable Value Products	Exhibit 5	INTEREST RISK	LCH. Clearnet LLC/Morgan Stanley & Co. LLC WAM6YERMS70XFZUJY219	01/14/2019	01/16/2029	1	13,000,000	2.730000 16-JAN-2029 [PAY 3ML]	0	0	22,761	2,301,399		2,301,399	1,354,203	0	0	0	192,851	0001	

E06.17

STATEMENT AS OF MARCH 31, 2020 OF THE VOYA RETIREMENT INSURANCE AND ANNUITY COMPANY

**SCHEDULE DB - PART A - SECTION 1**

Showing all Options, Caps, Floors, Collars, Swaps and Forwards Open as of Current Statement Date

1	2	3	4	5	6	7	8	9	10	11	12	13	14	15	16	17	18	19	20	21	22	23
Description	Description of Item(s) Hedged, Used for Income Generation or Replicated	Schedule/ Exhibit Identifier	Type(s) of Risk(s) (a)	Exchange, Counterparty or Central Clearinghouse	Trade Date	Date of Maturity or Expiration	Number of Contracts	Notional Amount	Strike Price, Rate or Index Received (Paid)	Cumulative Prior Year(s) Initial Cost of Un-discounted Premium (Received) Paid	Current Year Initial Cost of Un-discounted Premium (Received) Paid	Current Year Income	Book/ Adjusted Carrying Value	Code	Fair Value	Unrealized Valuation Increase/ (Decrease)	Total Foreign Exchange Change in B./A.C.V.	Current Year's (Amortization)/ Accretion	Adjustment to Carrying Value of Hedged Item	Potential Exposure	Credit Quality of Reference Entity	Hedge Effectiveness at Inception and at Quarter-end (b)
CL INTEREST RATE SWAP, REC 3ML, PAY FIXED	Stable Value Products	Exhibit 5	INTEREST RISK	LCH. Clearnet LLC/Morgan Stanley & Co. LLC WAM6YERMS70XFZUJY219	01/14/2019	01/16/2034	1	25,000,000	...REC 3ML [PAY SNIP: USD 2.824480 16-JAN-2034]	0	0	(45,464)	(6,731,682)		(6,731,682)	(4,133,693)	0	0	0	464,447	0001	
CL INTEREST RATE SWAP, REC FIXED, PAY 3ML	Stable Value Products	Exhibit 5	INTEREST RISK	LCH. Clearnet LLC/Morgan Stanley & Co. LLC WAM6YERMS70XFZUJY219	02/04/2019	02/06/2021	1	9,000,000	...REC SNIP: USD 2.671500 06-FEB-2021 [PAY 3ML]	0	0	18,595	151,039		151,039	61,433	0	0	0	41,605	0001	
CL INTEREST RATE SWAP, REC 3ML, PAY FIXED	Stable Value Products	Exhibit 5	INTEREST RISK	LCH. Clearnet LLC/Morgan Stanley & Co. LLC WAM6YERMS70XFZUJY219	02/05/2019	02/07/2024	1	12,000,000	...REC 3ML [PAY SNIP: USD 2.604350 07-FEB-2024]	0	0	(21,386)	(982,382)		(982,382)	(551,886)	0	0	0	117,844	0001	
CL INTEREST RATE SWAP, REC 3ML, PAY FIXED	Stable Value Products	Exhibit 5	INTEREST RISK	LCH. Clearnet LLC/Morgan Stanley & Co. LLC WAM6YERMS70XFZUJY219	02/05/2019	02/07/2034	1	6,000,000	...REC 3ML [PAY SNIP: USD 2.812800 07-FEB-2034]	0	0	(11,703)	(1,612,232)		(1,612,232)	(996,027)	0	0	0	111,710	0001	
CL INTEREST RATE SWAP, REC FIXED, PAY 3ML	Stable Value Products	Exhibit 5	INTEREST RISK	LCH. Clearnet LLC/Morgan Stanley & Co. LLC WAM6YERMS70XFZUJY219	02/28/2019	03/04/2021	1	20,000,000	...REC SNIP: USD 2.610500 04-MAR-2021 [PAY 3ML]	0	0	43,338	372,470		372,470	170,040	0	0	0	96,230	0001	
CL INTEREST RATE SWAP, REC FIXED, PAY 3ML	Stable Value Products	Exhibit 5	INTEREST RISK	LCH. Clearnet LLC/Morgan Stanley & Co. LLC WAM6YERMS70XFZUJY219	02/28/2019	03/04/2024	1	28,000,000	...REC SNIP: USD 2.561830 04-MAR-2024 [PAY 3ML]	0	0	54,015	2,308,293		2,308,293	1,333,548	0	0	0	277,496	0001	
CL INTEREST RATE SWAP, REC FIXED, PAY 3ML	Stable Value Products	Exhibit 5	INTEREST RISK	LCH. Clearnet LLC/Morgan Stanley & Co. LLC WAM6YERMS70XFZUJY219	02/28/2019	03/04/2029	1	22,000,000	...REC SNIP: USD 2.719000 04-MAR-2029 [PAY 3ML]	0	0	46,866	3,941,884		3,941,884	2,341,782	0	0	0	328,742	0001	
CL INTEREST RATE SWAP, REC 3ML, PAY FIXED	Stable Value Products	Exhibit 5	INTEREST RISK	LCH. Clearnet LLC/Morgan Stanley & Co. LLC WAM6YERMS70XFZUJY219	02/28/2019	03/04/2034	1	40,000,000	...REC 3ML [PAY SNIP: USD 2.832880 04-MAR-2034]	0	0	(89,579)	(10,941,879)		(10,941,879)	(6,713,579)	0	0	0	746,572	0001	
CL INTEREST RATE SWAP, REC 3ML, PAY FIXED	Stable Value Products	Exhibit 5	INTEREST RISK	LCH. Clearnet LLC/Morgan Stanley & Co. LLC WAM6YERMS70XFZUJY219	02/28/2019	03/04/2039	1	127,000,000	...REC 3ML [PAY SNIP: USD 2.874500 04-MAR-2039]	0	0	(278,433)	(46,027,122)		(46,027,122)	(29,222,474)	0	0	0	2,763,307	0001	
CL INTEREST RATE SWAP, REC FIXED, PAY 3ML	Stable Value Products	Exhibit 5	INTEREST RISK	LCH. Clearnet LLC/Morgan Stanley & Co. LLC WAM6YERMS70XFZUJY219	03/28/2019	04/01/2034	1	39,000,000	...REC SNIP: USD 2.494500 01-APR-2034 [PAY 3ML]	0	0	39,025	8,890,400		8,890,400	6,434,128	0	0	0	729,909	0001	
CL INTEREST RATE SWAP, REC 3ML, PAY FIXED	Stable Value Products	Exhibit 5	INTEREST RISK	LCH. Clearnet LLC/Morgan Stanley & Co. LLC WAM6YERMS70XFZUJY219	03/28/2019	04/01/2029	1	6,000,000	...REC 3ML [PAY SNIP: USD 2.375410 01-APR-2029]	0	0	(5,003)	(894,224)		(894,224)	(634,236)	0	0	0	90,041	0001	
CL INTEREST RATE SWAP, REC 3ML, PAY FIXED	Stable Value Products	Exhibit 5	INTEREST RISK	LCH. Clearnet LLC/Morgan Stanley & Co. LLC WAM6YERMS70XFZUJY219	03/28/2019	04/01/2020	1	13,000,000	...REC 3ML [PAY SNIP: USD 2.522000 01-APR-2020]	0	0	(18,830)	0		0	18,754	0	0	0	3,402	0001	
CL INTEREST RATE SWAP, REC 3ML, PAY FIXED	Stable Value Products	Exhibit 5	INTEREST RISK	LCH. Clearnet LLC/Morgan Stanley & Co. LLC WAM6YERMS70XFZUJY219	03/28/2019	04/01/2022	1	15,000,000	...REC 3ML [PAY SNIP: USD 2.255790 01-APR-2022]	0	0	(10,923)	(531,116)		(531,116)	(342,168)	0	0	0	106,139	0001	
CL INTEREST RATE SWAP, REC 3ML, PAY FIXED	Stable Value Products	Exhibit 5	INTEREST RISK	LCH. Clearnet LLC/Morgan Stanley & Co. LLC WAM6YERMS70XFZUJY219	03/28/2019	04/01/2026	1	16,000,000	...REC 3ML [PAY SNIP: USD 2.279940 01-APR-2026]	0	0	(10,858)	(1,631,861)		(1,631,861)	(1,147,175)	0	0	0	196,049	0001	

E06.18

STATEMENT AS OF MARCH 31, 2020 OF THE VOYA RETIREMENT INSURANCE AND ANNUITY COMPANY

**SCHEDULE DB - PART A - SECTION 1**

Showing all Options, Caps, Floors, Collars, Swaps and Forwards Open as of Current Statement Date

1	2	3	4	5	6	7	8	9	10	11	12	13	14	15	16	17	18	19	20	21	22	23
Description	Description of Item(s) Hedged, Used for Income Generation or Replicated	Schedule/ Exhibit Identifier	Type(s) of Risk(s) (a)	Exchange, Counterparty or Central Clearinghouse	Trade Date	Date of Maturity or Expiration	Number of Contracts	Notional Amount	Strike Price, Rate or Index Received (Paid)	Cumulative Prior Year(s) Initial Cost of Un-discounted Premium (Received) Paid	Current Year Initial Cost of Un-discounted Premium (Received) Paid	Current Year Income	Book/ Adjusted Carrying Value	Code	Fair Value	Unrealized Valuation Increase/ (Decrease)	Total Foreign Exchange Change in B./A.C.V.	Current Year's (Amortization)/ Accretion	Adjustment to Carrying Value of Hedged Item	Potential Exposure	Credit Quality of Reference Entity	Hedge Effectiveness at Inception and at Quarter-end (b)
CL INTEREST RATE SWAP, REC 3ML, PAY FIXED	Stable Value Products	Exhibit 5	INTEREST RISK	LCH. Clearnet LLC/Morgan Stanley & Co. LLC WAM6YERMS70XFZUJY219	03/28/2019	04/01/2024	1	37,000,000	...REC 3ML [PAY SWIP: USD 2.233200 01-APR-2024]	0	0	(22,832)	(2,587,622)		(2,587,622)	(1,787,840)	0	0	0	370,253	0001	
CL INTEREST RATE SWAP, REC FIXED, PAY 3ML	Stable Value Products	Exhibit 5	INTEREST RISK	LCH. Clearnet LLC/Morgan Stanley & Co. LLC WAM6YERMS70XFZUJY219	03/28/2019	04/01/2039	1	171,000,000	...REC SWIP: USD 2.536500 01-APR-2039 [PAY 3ML]	0	0	170,436	51,578,584		51,578,584	38,362,608	0	0	0	3,728,202	0001	
CL INTEREST RATE SWAP, REC 3ML, PAY FIXED	Stable Value Products	Exhibit 5	INTEREST RISK	LCH. Clearnet LLC/Morgan Stanley & Co. LLC WAM6YERMS70XFZUJY219	04/08/2019	04/10/2020	1	5,000,000	...REC 3ML [PAY SWIP: USD 2.582400 10-APR-2020]	0	0	(8,758)	(1,350)		(1,350)	8,980	0	0	0	4,138	0001	
CL INTEREST RATE SWAP, REC FIXED, PAY 3ML	Stable Value Products	Exhibit 5	INTEREST RISK	LCH. Clearnet LLC/Morgan Stanley & Co. LLC WAM6YERMS70XFZUJY219	04/08/2019	04/10/2021	1	5,000,000	...REC SWIP: USD 2.456800 10-APR-2021 [PAY 3ML]	0	0	7,031	93,443		93,443	48,086	0	0	0	25,340	0001	
CL INTEREST RATE SWAP, REC FIXED, PAY 3ML	Stable Value Products	Exhibit 5	INTEREST RISK	LCH. Clearnet LLC/Morgan Stanley & Co. LLC WAM6YERMS70XFZUJY219	04/08/2019	04/10/2024	1	14,000,000	...REC SWIP: USD 2.364200 10-APR-2024 [PAY 3ML]	0	0	15,115	1,059,465		1,059,465	677,991	0	0	0	140,526	0001	
CL INTEREST RATE SWAP, REC 3ML, PAY FIXED	Stable Value Products	Exhibit 5	INTEREST RISK	LCH. Clearnet LLC/Morgan Stanley & Co. LLC WAM6YERMS70XFZUJY219	04/08/2019	04/10/2034	1	12,000,000	...REC 3ML [PAY SWIP: USD 2.613480 10-APR-2034]	0	0	(16,819)	(2,934,855)		(2,934,855)	(1,996,226)	0	0	0	224,785	0001	
CL INTEREST RATE SWAP, REC 3ML, PAY FIXED	Stable Value Products	Exhibit 5	INTEREST RISK	LCH. Clearnet LLC/Morgan Stanley & Co. LLC WAM6YERMS70XFZUJY219	04/08/2019	04/10/2039	1	72,000,000	...REC SWIP: USD 2.660000 10-APR-2039 [PAY 3ML]	0	0	(100,185)	(23,367,008)		(23,367,008)	(16,336,625)	0	0	0	1,570,787	0001	
CL INTEREST RATE SWAP, REC 3ML, PAY FIXED	Stable Value Products	Exhibit 5	INTEREST RISK	LCH. Clearnet LLC/Morgan Stanley & Co. LLC WAM6YERMS70XFZUJY219	05/30/2019	06/03/2020	1	33,000,000	...REC 3ML [PAY SWIP: USD 2.363500 03-JUN-2020]	0	0	(47,441)	(49,817)		(49,817)	22,087	0	0	0	69,092	0001	
CL INTEREST RATE SWAP, REC FIXED, PAY 3ML	Stable Value Products	Exhibit 5	INTEREST RISK	LCH. Clearnet LLC/Morgan Stanley & Co. LLC WAM6YERMS70XFZUJY219	05/30/2019	06/03/2021	1	18,000,000	...REC SWIP: USD 2.137800 03-JUN-2021 [PAY 3ML]	0	0	15,333	332,035		332,035	226,694	0	0	0	97,572	0001	
CL INTEREST RATE SWAP, REC 3ML, PAY FIXED	Stable Value Products	Exhibit 5	INTEREST RISK	LCH. Clearnet LLC/Morgan Stanley & Co. LLC WAM6YERMS70XFZUJY219	05/30/2019	06/03/2022	1	12,000,000	...REC 3ML [PAY SWIP: USD 2.058400 03-JUN-2022]	0	0	(7,575)	(418,848)		(418,848)	(309,544)	0	0	0	88,494	0001	
CL INTEREST RATE SWAP, REC 3ML, PAY FIXED	Stable Value Products	Exhibit 5	INTEREST RISK	LCH. Clearnet LLC/Morgan Stanley & Co. LLC WAM6YERMS70XFZUJY219	05/30/2019	06/03/2024	1	46,000,000	...REC SWIP: USD 2.053770 03-JUN-2024 [PAY 3ML]	0	0	(26,479)	(3,021,027)		(3,021,027)	(2,338,870)	0	0	0	470,128	0001	
CL INTEREST RATE SWAP, REC 3ML, PAY FIXED	Stable Value Products	Exhibit 5	INTEREST RISK	LCH. Clearnet LLC/Morgan Stanley & Co. LLC WAM6YERMS70XFZUJY219	05/30/2019	06/03/2026	1	16,000,000	...REC 3ML [PAY SWIP: USD 2.105500 03-JUN-2026]	0	0	(10,562)	(1,507,463)		(1,507,463)	(1,182,700)	0	0	0	198,846	0001	
CL INTEREST RATE SWAP, REC 3ML, PAY FIXED	Stable Value Products	Exhibit 5	INTEREST RISK	LCH. Clearnet LLC/Morgan Stanley & Co. LLC WAM6YERMS70XFZUJY219	05/30/2019	06/03/2029	1	7,000,000	...REC 3ML [PAY SWIP: USD 2.203600 03-JUN-2029]	0	0	(5,862)	(953,581)		(953,581)	(752,018)	0	0	0	106,050	0001	
CL INTEREST RATE SWAP, REC FIXED, PAY 3ML	Stable Value Products	Exhibit 5	INTEREST RISK	LCH. Clearnet LLC/Morgan Stanley & Co. LLC WAM6YERMS70XFZUJY219	05/30/2019	06/03/2034	1	26,000,000	...REC SWIP: USD 2.324000 03-JUN-2034 [PAY 3ML]	0	0	26,802	5,392,618		5,392,618	4,308,867	0	0	0	489,594	0001	

EOG-19

STATEMENT AS OF MARCH 31, 2020 OF THE VOYA RETIREMENT INSURANCE AND ANNUITY COMPANY

**SCHEDULE DB - PART A - SECTION 1**

Showing all Options, Caps, Floors, Collars, Swaps and Forwards Open as of Current Statement Date

1	2	3	4	5	6	7	8	9	10	11	12	13	14	15	16	17	18	19	20	21	22	23
Description	Description of Item(s) Hedged, Used for Income Generation or Replicated	Schedule/ Exhibit Identifier	Type(s) of Risk(s) (a)	Exchange, Counterparty or Central Clearinghouse	Trade Date	Date of Maturity or Expiration	Number of Contracts	Notional Amount	Strike Price, Rate or Index Received (Paid)	Cumulative Prior Year(s) Initial Cost of Un-discounted Premium (Received) Paid	Current Year Initial Cost of Un-discounted Premium (Received) Paid	Current Year Income	Book/ Adjusted Carrying Value	Code	Fair Value	Unrealized Valuation Increase/ (Decrease)	Total Foreign Exchange Change in B./A.C.V.	Current Year's (Amortization)/ Accretion	Adjustment to Carrying Value of Hedged Item	Potential Exposure	Credit Quality of Reference Entity	Hedge Effectiveness at Inception and at Quarter-end (b)
CL INTEREST RATE SWAP, REC FIXED, PAY 3ML	Stable Value Products	Exhibit 5	INTEREST RISK	LCH. Clearnet LLC/Morgan Stanley & Co. LLC WAMBYERMS70XFZUJY219	05/30/2019	06/03/2039	1	128,000,000	...REC SWP: USD 2.381500 03-JUN-2039 [PAY 3ML]	0	0	138,071	35,354,259		35,354,259	28,651,386	0	0	0	2,803,339	0001	
CL INTEREST RATE SWAP, REC FIXED, PAY 3ML	Cash flow hedge mortgage derivative Products	D-1	INTEREST RISK	LCH. Clearnet LLC/Morgan Stanley & Co. LLC WAMBYERMS70XFZUJY219	08/18/2011	08/22/2021	1	10,000,000	...REC SWP: USD 2.155000 22-AUG-2021 [PAY 3ML]	0	0	7,603	224,576		224,576	151,774	0	0	0	59,045	0002	
CL INTEREST RATE SWAP, REC FIXED, PAY 3ML	Cash flow hedge mortgage derivative Products	D-1	INTEREST RISK	LCH. Clearnet LLC/Morgan Stanley & Co. LLC WAMBYERMS70XFZUJY219	08/18/2011	08/22/2021	1	136,000,000	...REC SWP: USD 2.155000 22-AUG-2021 [PAY 3ML]	0	0	103,400	3,054,233		3,054,233	2,064,124	0	0	0	803,011	0002	
CL INTEREST RATE SWAP, REC FIXED, PAY 1ML	Cash flow hedge mortgage derivative Products	D-1	INTEREST RISK	LCH. Clearnet LLC/Morgan Stanley & Co. LLC WAMBYERMS70XFZUJY219	05/23/2012	05/25/2022	1	63,000,000	...REC SWP: USD 1.775500 25-MAY-2022 [PAY 1ML]	0	0	16,673	1,998,508		1,998,508	1,691,608	0	0	0	461,954	0002	
CL INTEREST RATE SWAP, REC FIXED, PAY 1ML	Cash flow hedge mortgage derivative Products	D-1	INTEREST RISK	LCH. Clearnet LLC/Morgan Stanley & Co. LLC WAMBYERMS70XFZUJY219	05/23/2012	05/25/2022	1	3,000,000	...REC SWP: USD 1.775500 25-MAY-2022 [PAY 1ML]	0	0	794	95,167		95,167	80,553	0	0	0	21,998	0002	
CL INTEREST RATE SWAP, REC FIXED, PAY 3ML	Cash flow hedge mortgage derivative Products	D-1	INTEREST RISK	LCH. Clearnet LLC/Morgan Stanley & Co. LLC WAMBYERMS70XFZUJY219	03/15/2011	03/17/2021	1	4,000,000	...REC SWP: USD 3.376000 17-MAR-2021 [PAY 3ML]	0	0	15,917	109,867		109,867	31,766	0	0	0	19,613	0002	
CL INTEREST RATE SWAP, REC FIXED, PAY 3ML	Cash flow hedge mortgage derivative Products	D-1	INTEREST RISK	LCH. Clearnet LLC/Morgan Stanley & Co. LLC WAMBYERMS70XFZUJY219	03/15/2011	03/17/2021	1	84,000,000	...REC SWP: USD 3.376000 17-MAR-2021 [PAY 3ML]	0	0	334,261	2,307,210		2,307,210	667,078	0	0	0	411,866	0002	
CL INTEREST RATE SWAP, REC FIXED, PAY 3ML	Cash flow hedge mortgage derivative Products	D-1	INTEREST RISK	LCH. Clearnet LLC/Morgan Stanley & Co. LLC WAMBYERMS70XFZUJY219	05/21/2010	05/25/2020	1	67,000,000	...REC SWP: USD 3.210000 25-MAY-2020 [PAY 3ML]	0	0	227,976	156,596		156,596	(214,024)	0	0	0	130,041	0002	
CL INTEREST RATE SWAP, REC FIXED, PAY 1ML	Cash flow hedge mortgage derivative Products	D-1	INTEREST RISK	LCH. Clearnet LLC/Morgan Stanley & Co. LLC WAMBYERMS70XFZUJY219	06/28/2012	07/02/2022	1	4,000,000	...REC SWP: USD 1.636250 02-JUL-2022 [PAY 1ML]	0	0	(710)	120,855		120,855	114,246	0	0	0	30,032	0002	
CL INTEREST RATE SWAP, REC FIXED, PAY 1ML	Cash flow hedge mortgage derivative Products	D-1	INTEREST RISK	LCH. Clearnet LLC/Morgan Stanley & Co. LLC WAMBYERMS70XFZUJY219	08/10/2012	08/14/2022	1	122,000,000	...REC SWP: USD 1.688750 14-AUG-2022 [PAY 1ML]	0	0	44,853	4,025,012		4,025,012	3,644,323	0	0	0	939,599	0002	
CL INTEREST RATE SWAP, REC FIXED, PAY 1ML	Cash flow hedge mortgage derivative Products	D-1	INTEREST RISK	LCH. Clearnet LLC/Morgan Stanley & Co. LLC WAMBYERMS70XFZUJY219	08/10/2012	08/14/2022	1	9,000,000	...REC SWP: USD 1.688750 14-AUG-2022 [PAY 1ML]	0	0	3,309	296,927		296,927	268,843	0	0	0	69,315	0002	
CL INTEREST RATE SWAP, REC FIXED, PAY 1ML	Cash flow hedge mortgage derivative Products	D-1	INTEREST RISK	LCH. Clearnet LLC/Morgan Stanley & Co. LLC WAMBYERMS70XFZUJY219	08/29/2012	08/31/2022	1	1,300,000	...REC SWP: USD 1.687500 31-AUG-2022 [PAY 1ML]	0	0	(84)	43,486		43,486	39,487	0	0	0	10,110	0002	
CL INTEREST RATE SWAP, REC FIXED, PAY 3ML	Cash flow hedge mortgage derivative Products	D-1	INTEREST RISK	LCH. Clearnet LLC/Morgan Stanley & Co. LLC WAMBYERMS70XFZUJY219	03/10/2011	03/14/2021	1	39,000,000	...REC SWP: USD 3.517000 14-MAR-2021 [PAY 3ML]	0	0	172,114	1,126,271		1,126,271	302,065	0	0	0	190,405	0002	
CL INTEREST RATE SWAP, REC FIXED, PAY 3ML	Cash flow hedge mortgage derivative Products	D-1	INTEREST RISK	LCH. Clearnet LLC/Morgan Stanley & Co. LLC WAMBYERMS70XFZUJY219	08/04/2011	08/08/2021	1	4,000,000	...REC SWP: USD 2.631250 08-AUG-2021 [PAY 3ML]	0	0	7,736	112,594		112,594	54,364	0	0	0	23,291	0002	

E06.20

STATEMENT AS OF MARCH 31, 2020 OF THE VOYA RETIREMENT INSURANCE AND ANNUITY COMPANY

**SCHEDULE DB - PART A - SECTION 1**

Showing all Options, Caps, Floors, Collars, Swaps and Forwards Open as of Current Statement Date

1	2	3	4	5	6	7	8	9	10	11	12	13	14	15	16	17	18	19	20	21	22	23
Description	Description of Item(s) Hedged, Used for Income Generation or Replicated	Schedule/ Exhibit Identifier	Type(s) of Risk(s) (a)	Exchange, Counterparty or Central Clearinghouse	Trade Date	Date of Maturity or Expiration	Number of Contracts	Notional Amount	Strike Price, Rate or Index Received (Paid)	Cumulative Prior Year(s) Initial Cost of Un-discounted Premium (Received) Paid	Current Year Initial Cost of Un-discounted Premium (Received) Paid	Current Year Income	Book/ Adjusted Carrying Value	Code	Fair Value	Unrealized Valuation Increase/ (Decrease)	Total Foreign Exchange Change in B./A.C.V.	Current Year's (Amortization)/ Accretion	Adjustment to Carrying Value of Hedged Item	Potential Exposure	Credit Quality of Reference Entity	Hedge Effectiveness at Inception and at Quarter-end (b)
CL INTEREST RATE SWAP, REC FIXED, PAY 3ML	Cash flow hedge mortgage derivative Products	D-1	INTEREST RISK	LCH. Clearnet LLC/Morgan Stanley & Co. LLC WAM6YERMS70XFZUJY219	08/04/2011	08/08/2021	1	95,000,000	...REC SWP: USD 2.631250 08-AUG-2021 [PAY 3ML]	0	0	183,731	2,674,111		2,674,111	1,291,145	0	0	0	553,159	0002	
CL INTEREST RATE SWAP, REC FIXED, PAY 3ML	Cash flow hedge mortgage derivative Products	D-1	INTEREST RISK	LCH. Clearnet LLC/Morgan Stanley & Co. LLC WAM6YERMS70XFZUJY219	08/11/2010	08/13/2020	1	15,500,000	...REC SWP: USD 2.698000 13-AUG-2020 [PAY 3ML]	0	0	33,494	90,537		90,537	4,868	0	0	0	47,133	0002	
CL INTEREST RATE SWAP, REC FIXED, PAY 3ML	Cash flow hedge mortgage derivative Products	D-1	INTEREST RISK	LCH. Clearnet LLC/Morgan Stanley & Co. LLC WAM6YERMS70XFZUJY219	08/11/2010	08/13/2020	1	65,500,000	...REC SWP: USD 2.698000 13-AUG-2020 [PAY 3ML]	0	0	141,539	382,590		382,590	20,570	0	0	0	199,174	0002	
CL INTEREST RATE SWAP, REC 3ML, PAY FIXED	Stable Value Products	Exhibit 5	INTEREST RISK	LCH. Clearnet LLC/Morgan Stanley & Co. LLC WAM6YERMS70XFZUJY219	07/08/2019	07/10/2020	1	29,000,000	...REC SWP: USD 2.094500 10-JUL-2020 [PAY 3ML]	0	0	(15,900)	(62,729)		(62,729)	(18,896)	0	0	0	76,275	0001	
CL INTEREST RATE SWAP, REC FIXED, PAY 3ML	Stable Value Products	Exhibit 5	INTEREST RISK	LCH. Clearnet LLC/Morgan Stanley & Co. LLC WAM6YERMS70XFZUJY219	07/08/2019	07/10/2021	1	12,000,000	...REC SWP: USD 1.895930 10-JUL-2021 [PAY 3ML]	0	0	444	203,644		203,644	171,166	0	0	0	67,795	0001	
CL INTEREST RATE SWAP, REC 3ML, PAY FIXED	Stable Value Products	Exhibit 5	INTEREST RISK	LCH. Clearnet LLC/Morgan Stanley & Co. LLC WAM6YERMS70XFZUJY219	07/08/2019	07/10/2022	1	9,000,000	...REC SWP: USD 1.822000 10-JUL-2022 [PAY 3ML]	0	0	1,463	(278,140)		(278,140)	(245,830)	0	0	0	67,900	0001	
CL INTEREST RATE SWAP, REC FIXED, PAY 3ML	Stable Value Products	Exhibit 5	INTEREST RISK	LCH. Clearnet LLC/Morgan Stanley & Co. LLC WAM6YERMS70XFZUJY219	07/08/2019	07/10/2024	1	79,000,000	...REC SWP: USD 1.805200 10-JUL-2024 [PAY 3ML]	0	0	(18,316)	4,433,234		4,433,234	4,106,149	0	0	0	817,130	0001	
CL INTEREST RATE SWAP, REC 3ML, PAY FIXED	Stable Value Products	Exhibit 5	INTEREST RISK	LCH. Clearnet LLC/Morgan Stanley & Co. LLC WAM6YERMS70XFZUJY219	07/08/2019	07/10/2026	1	11,000,000	...REC SWP: USD 1.860200 10-JUL-2026 [PAY 3ML]	0	0	1,371	(877,603)		(877,603)	(821,139)	0	0	0	137,824	0001	
CL INTEREST RATE SWAP, REC FIXED, PAY 3ML	Stable Value Products	Exhibit 5	INTEREST RISK	LCH. Clearnet LLC/Morgan Stanley & Co. LLC WAM6YERMS70XFZUJY219	07/08/2019	07/10/2029	1	52,000,000	...REC SWP: USD 1.963840 10-JUL-2029 [PAY 3ML]	0	0	4,503	5,982,888		5,982,888	5,588,108	0	0	0	792,134	0001	
CL INTEREST RATE SWAP, REC 3ML, PAY FIXED	Stable Value Products	Exhibit 5	INTEREST RISK	LCH. Clearnet LLC/Morgan Stanley & Co. LLC WAM6YERMS70XFZUJY219	07/08/2019	07/10/2034	1	14,000,000	...REC SWP: USD 2.099500 10-JUL-2034 [PAY 3ML]	0	0	(4,820)	(2,480,051)		(2,480,051)	(2,300,965)	0	0	0	264,568	0001	
CL INTEREST RATE SWAP, REC FIXED, PAY 3ML	Stable Value Products	Exhibit 5	INTEREST RISK	LCH. Clearnet LLC/Morgan Stanley & Co. LLC WAM6YERMS70XFZUJY219	07/08/2019	07/10/2039	1	26,000,000	...REC SWP: USD 2.163500 10-JUL-2039 [PAY 3ML]	0	0	11,251	6,165,395		6,165,395	5,738,292	0	0	0	570,931	0001	
CL INTEREST RATE SWAP, REC FIXED, PAY 3ML	Stable Value Products	Exhibit 5	INTEREST RISK	LCH. Clearnet LLC/Morgan Stanley & Co. LLC WAM6YERMS70XFZUJY219	08/07/2019	08/09/2039	1	57,000,000	...REC SWP: USD 1.736930 09-AUG-2039 [PAY 3ML]	0	0	(16,820)	9,088,639		9,088,639	12,176,440	0	0	0	1,254,319	0001	
CL INTEREST RATE SWAP, REC FIXED, PAY 3ML	Stable Value Products	Exhibit 5	INTEREST RISK	LCH. Clearnet LLC/Morgan Stanley & Co. LLC WAM6YERMS70XFZUJY219	08/07/2019	08/09/2034	1	6,000,000	...REC SWP: USD 1.670500 09-AUG-2034 [PAY 3ML]	0	0	(2,648)	709,909		709,909	966,109	0	0	0	113,712	0001	
CL INTEREST RATE SWAP, REC FIXED, PAY 3ML	Stable Value Products	Exhibit 5	INTEREST RISK	LCH. Clearnet LLC/Morgan Stanley & Co. LLC WAM6YERMS70XFZUJY219	08/07/2019	08/09/2029	1	15,000,000	...REC SWP: USD 1.544500 09-AUG-2029 [PAY 3ML]	0	0	(11,024)	1,157,084		1,157,084	1,604,269	0	0	0	229,510	0001	

STATEMENT AS OF MARCH 31, 2020 OF THE VOYA RETIREMENT INSURANCE AND ANNUITY COMPANY

**SCHEDULE DB - PART A - SECTION 1**

Showing all Options, Caps, Floors, Collars, Swaps and Forwards Open as of Current Statement Date

1	2	3	4	5	6	7	8	9	10	11	12	13	14	15	16	17	18	19	20	21	22	23
Description	Description of Item(s) Hedged, Used for Income Generation or Replicated	Schedule/ Exhibit Identifier	Type(s) of Risk(s) (a)	Exchange, Counterparty or Central Clearinghouse	Trade Date	Date of Maturity or Expiration	Number of Contracts	Notional Amount	Strike Price, Rate or Index Received (Paid)	Cumulative Prior Year(s) Initial Cost of Un-discounted Premium (Received) Paid	Current Year Initial Cost of Un-discounted Premium (Received) Paid	Current Year Income	Book/ Adjusted Carrying Value	Code	Fair Value	Unrealized Valuation Increase/ (Decrease)	Total Foreign Exchange Change in B./A.C.V.	Current Year's (Amortization)/ Accretion	Adjustment to Carrying Value of Hedged Item	Potential Exposure	Credit Quality of Reference Entity	Hedge Effectiveness at Inception and at Quarter-end (b)
CL INTEREST RATE SWAP, REC 3ML, PAY FIXED	Stable Value Products	Exhibit 5	INTEREST RISK	LCH. Clearnet LLC/Morgan Stanley & Co. LLC WAM6YERMS70XFZUJY219	08/07/2019	08/09/2026	1	13,000,000	...REC 3ML [PAY SNIP: USD 1.449250 09-AUG-2026]	0	0	12,517	(710,227)		(710,227)	(979,548)	0	0	0	163,945	0001	
CL INTEREST RATE SWAP, REC FIXED, PAY 3ML	Stable Value Products	Exhibit 5	INTEREST RISK	LCH. Clearnet LLC/Morgan Stanley & Co. LLC WAM6YERMS70XFZUJY219	08/07/2019	08/09/2024	1	5,000,000	...REC SNIP: USD 1.412500 09-AUG-2024 [PAY SNIP]	0	0	(5,258)	199,871		199,871	266,294	0	0	0	52,211	0001	
CL INTEREST RATE SWAP, REC 3ML, PAY FIXED	Stable Value Products	Exhibit 5	INTEREST RISK	LCH. Clearnet LLC/Morgan Stanley & Co. LLC WAM6YERMS70XFZUJY219	08/07/2019	08/09/2022	1	10,000,000	...REC 3ML [PAY SNIP: USD 1.457730 09-AUG-2022]	0	0	9,380	(234,571)		(234,571)	(290,003)	0	0	0	76,794	0001	
CL INTEREST RATE SWAP, REC FIXED, PAY 3ML	Stable Value Products	Exhibit 5	INTEREST RISK	LCH. Clearnet LLC/Morgan Stanley & Co. LLC WAM6YERMS70XFZUJY219	08/07/2019	08/09/2021	1	11,000,000	...REC SNIP: USD 1.551000 09-AUG-2021 [PAY SNIP]	0	0	(7,733)	148,591		148,591	175,928	0	0	0	64,115	0001	
CL INTEREST RATE SWAP, REC 3ML, PAY FIXED	Stable Value Products	Exhibit 5	INTEREST RISK	LCH. Clearnet LLC/Morgan Stanley & Co. LLC WAM6YERMS70XFZUJY219	08/07/2019	08/09/2020	1	25,000,000	...REC 3ML [PAY SNIP: USD 1.798500 09-AUG-2020]	0	0	2,056	(60,934)		(60,934)	(59,590)	0	0	0	74,886	0001	
CL INTEREST RATE SWAP, REC 1ML, PAY FIXED	Cash flow hedge mortgage derivative Products	D-1	INTEREST RISK	LCH. Clearnet LLC/Morgan Stanley & Co. LLC WAM6YERMS70XFZUJY219	09/11/2019	09/13/2021	1	25,000,000	...REC 1ML [PAY SNIP: USD 1.500000 13-SEP-2021]	0	0	1,055	(429,223)		(429,223)	(462,774)	0	0	0	150,769	0002	
CL INTEREST RATE SWAP, REC 1ML, PAY FIXED	Cash flow hedge mortgage derivative Products	D-1	INTEREST RISK	LCH. Clearnet LLC/Morgan Stanley & Co. LLC WAM6YERMS70XFZUJY219	09/11/2019	09/13/2021	1	875,000,000	...REC 1ML [PAY SNIP: USD 1.500000 13-SEP-2021]	0	0	36,914	(15,022,817)		(15,022,817)	(16,197,095)	0	0	0	5,276,900	0002	
CL INTEREST RATE SWAP, REC 1ML, PAY FIXED	Cash flow hedge mortgage derivative Products	D-1	INTEREST RISK	LCH. Clearnet LLC/Morgan Stanley & Co. LLC WAM6YERMS70XFZUJY219	09/26/2019	09/30/2022	1	295,187,000	...REC 1ML [PAY SNIP: USD 1.414000 30-SEP-2022]	63,345	0	205,314	(8,192,256)		(8,192,256)	(9,391,130)	0	(5,240)	0	2,334,297	0002	
CL INTEREST RATE SWAP, REC 1ML, PAY FIXED	Cash flow hedge mortgage derivative Products	D-1	INTEREST RISK	LCH. Clearnet LLC/Morgan Stanley & Co. LLC WAM6YERMS70XFZUJY219	09/26/2019	09/30/2022	1	6,107,000	...REC 1ML [PAY SNIP: USD 1.414000 30-SEP-2022]	1,311	0	4,248	(169,486)		(169,486)	(194,289)	0	(108)	0	48,293	0002	
CL INTEREST RATE SWAP, REC 1ML, PAY FIXED	Cash flow hedge mortgage derivative Products	D-1	INTEREST RISK	LCH. Clearnet LLC/Morgan Stanley & Co. LLC WAM6YERMS70XFZUJY219	09/26/2019	09/30/2022	1	8,732,000	...REC 1ML [PAY SNIP: USD 1.414000 30-SEP-2022]	1,874	0	6,073	(242,337)		(242,337)	(277,801)	0	(155)	0	69,051	0002	
CL INTEREST RATE SWAP, REC 1ML, PAY FIXED	Cash flow hedge mortgage derivative Products	D-1	INTEREST RISK	LCH. Clearnet LLC/Morgan Stanley & Co. LLC WAM6YERMS70XFZUJY219	09/26/2019	09/30/2020	1	15,269,000	...REC 1ML [PAY SNIP: USD 1.664000 30-SEP-2020]	968	0	917	(88,548)		(88,548)	(90,342)	0	(238)	0	54,058	0002	
CL INTEREST RATE SWAP, REC 1ML, PAY FIXED	Cash flow hedge mortgage derivative Products	D-1	INTEREST RISK	LCH. Clearnet LLC/Morgan Stanley & Co. LLC WAM6YERMS70XFZUJY219	09/26/2019	09/30/2020	1	11,398,000	...REC 1ML [PAY SNIP: USD 1.664000 30-SEP-2020]	722	0	684	(66,099)		(66,099)	(67,439)	0	(178)	0	40,353	0002	
CL INTEREST RATE SWAP, REC 1ML, PAY FIXED	Cash flow hedge mortgage derivative Products	D-1	INTEREST RISK	LCH. Clearnet LLC/Morgan Stanley & Co. LLC WAM6YERMS70XFZUJY219	09/26/2019	09/30/2020	1	533,046,000	...REC 1ML [PAY SNIP: USD 1.664000 30-SEP-2020]	33,783	0	32,005	(3,091,224)		(3,091,224)	(3,153,884)	0	(8,309)	0	1,887,182	0002	
CL INTEREST RATE SWAP, REC 1ML, PAY FIXED	Cash flow hedge mortgage derivative Products	D-1	INTEREST RISK	LCH. Clearnet LLC/Morgan Stanley & Co. LLC WAM6YERMS70XFZUJY219	09/26/2019	09/30/2021	1	3,786,000	...REC 1ML [PAY SNIP: USD 1.489000 30-SEP-2021]	366	0	1,907	(66,409)		(66,409)	(72,534)	0	(45)	0	23,195	0002	

E06.22

STATEMENT AS OF MARCH 31, 2020 OF THE VOYA RETIREMENT INSURANCE AND ANNUITY COMPANY

**SCHEDULE DB - PART A - SECTION 1**

Showing all Options, Caps, Floors, Collars, Swaps and Forwards Open as of Current Statement Date

1	2	3	4	5	6	7	8	9	10	11	12	13	14	15	16	17	18	19	20	21	22	23
Description	Description of Item(s) Hedged, Used for Income Generation or Replicated	Schedule/ Exhibit Identifier	Type(s) of Risk(s) (a)	Exchange, Counterparty or Central Clearinghouse	Trade Date	Date of Maturity or Expiration	Number of Contracts	Notional Amount	Strike Price, Rate or Index Received (Paid)	Cumulative Prior Year(s) Initial Cost of Un-discounted Premium (Received) Paid	Current Year Initial Cost of Un-discounted Premium (Received) Paid	Current Year Income	Book/ Adjusted Carrying Value	Code	Fair Value	Unrealized Valuation Increase/ (Decrease)	Total Foreign Exchange Change in B./A.C.V.	Current Year's (Amortization)/ Accretion	Adjustment to Carrying Value of Hedged Item	Potential Exposure	Credit Quality of Reference Entity	Hedge Effectiveness at Inception and at Quarter-end (b)
CL INTEREST RATE SWAP, REC 1ML, PAY FIXED	Cash flow hedge mortgage derivative Products	D-1	INTEREST RISK	LCH. Clearnet LLC/Morgan Stanley & Co. LLC WAM6YERMS70XFZUJY219	09/26/2019	09/30/2021	1	8,278,000	1.489000 30-SEP-2021	799	0	4,169	(145,203)		(145,203)	(158,594)	0	(99)	0	50,715	0002	
CL INTEREST RATE SWAP, REC 1ML, PAY FIXED	Cash flow hedge mortgage derivative Products	D-1	INTEREST RISK	LCH. Clearnet LLC/Morgan Stanley & Co. LLC WAM6YERMS70XFZUJY219	09/26/2019	09/30/2021	1	160,315,000	1.489000 30-SEP-2021	15,479	0	80,733	(2,812,050)		(2,812,050)	(3,071,383)	0	(1,916)	0	982,173	0002	
CL INTEREST RATE SWAP, REC 1ML, PAY FIXED	Cash flow hedge mortgage derivative Products	D-1	INTEREST RISK	LCH. Clearnet LLC/Morgan Stanley & Co. LLC WAM6YERMS70XFZUJY219	09/26/2019	09/30/2023	1	503,696,000	1.385000 30-SEP-2023	122,452	0	388,191	(18,396,210)		(18,396,210)	(22,005,936)	0	(7,606)	0	4,712,567	0002	
CL INTEREST RATE SWAP, REC 1ML, PAY FIXED	Cash flow hedge mortgage derivative Products	D-1	INTEREST RISK	LCH. Clearnet LLC/Morgan Stanley & Co. LLC WAM6YERMS70XFZUJY219	09/26/2019	09/30/2023	1	14,963,000	1.385000 30-SEP-2023	3,638	0	11,532	(546,486)		(546,486)	(653,717)	0	(226)	0	139,993	0002	
CL INTEREST RATE SWAP, REC 1ML, PAY FIXED	Cash flow hedge mortgage derivative Products	D-1	INTEREST RISK	LCH. Clearnet LLC/Morgan Stanley & Co. LLC WAM6YERMS70XFZUJY219	09/26/2019	09/30/2023	1	16,266,000	1.385000 30-SEP-2023	3,954	0	12,536	(594,074)		(594,074)	(710,644)	0	(246)	0	152,184	0002	
CL INTEREST RATE SWAP, REC 1ML, PAY FIXED	Cash flow hedge mortgage derivative Products	D-1	INTEREST RISK	LCH. Clearnet LLC/Morgan Stanley & Co. LLC WAM6YERMS70XFZUJY219	09/26/2019	09/30/2024	1	65,307,000	1.377000 30-SEP-2024	22,536	0	51,720	(2,881,652)		(2,881,652)	(3,578,237)	0	(1,120)	0	693,002	0002	
CL INTEREST RATE SWAP, REC 1ML, PAY FIXED	Cash flow hedge mortgage derivative Products	D-1	INTEREST RISK	LCH. Clearnet LLC/Morgan Stanley & Co. LLC WAM6YERMS70XFZUJY219	09/26/2019	09/30/2024	1	1,940,000	1.377000 30-SEP-2024	669	0	1,536	(85,602)		(85,602)	(106,295)	0	(33)	0	20,586	0002	
CL INTEREST RATE SWAP, REC 1ML, PAY FIXED	Cash flow hedge mortgage derivative Products	D-1	INTEREST RISK	LCH. Clearnet LLC/Morgan Stanley & Co. LLC WAM6YERMS70XFZUJY219	09/26/2019	09/30/2024	1	2,109,000	1.377000 30-SEP-2024	728	0	1,670	(93,059)		(93,059)	(115,554)	0	(36)	0	22,380	0002	
CL INTEREST RATE SWAP, REC 1ML, PAY FIXED	Cash flow hedge mortgage derivative Products	D-1	INTEREST RISK	LCH. Clearnet LLC/Morgan Stanley & Co. LLC WAM6YERMS70XFZUJY219	09/26/2019	09/30/2029	1	1,952,000	1.441500 30-SEP-2029	903	0	1,232	(146,512)		(146,512)	(206,147)	0	(22)	0	30,093	0002	
CL INTEREST RATE SWAP, REC 1ML, PAY FIXED	Cash flow hedge mortgage derivative Products	D-1	INTEREST RISK	LCH. Clearnet LLC/Morgan Stanley & Co. LLC WAM6YERMS70XFZUJY219	09/26/2019	09/30/2029	1	65,913,000	1.441500 30-SEP-2029	30,490	0	41,601	(4,947,244)		(4,947,244)	(6,960,959)	0	(759)	0	1,016,154	0002	
CL INTEREST RATE SWAP, REC 1ML, PAY FIXED	Cash flow hedge mortgage derivative Products	D-1	INTEREST RISK	LCH. Clearnet LLC/Morgan Stanley & Co. LLC WAM6YERMS70XFZUJY219	09/26/2019	09/30/2029	1	976,000	1.441500 30-SEP-2029	451	0	616	(73,256)		(73,256)	(103,074)	0	(11)	0	15,047	0002	
CL INTEREST RATE SWAP, REC 3ML, PAY FIXED	Stable Value Products	Exhibit 5	INTEREST RISK	LCH. Clearnet LLC/Morgan Stanley & Co. LLC WAM6YERMS70XFZUJY219	10/07/2019	10/09/2020	1	44,000,000	1.690500 09-OCT-2020	0	0	24,829	(174,685)		(174,685)	(210,433)	0	0	0	159,561	0001	
CL INTEREST RATE SWAP, REC FIXED, PAY 3ML	Stable Value Products	Exhibit 5	INTEREST RISK	LCH. Clearnet LLC/Morgan Stanley & Co. LLC WAM6YERMS70XFZUJY219	10/07/2019	10/09/2021	1	22,000,000	1.484200 09-OCT-2021 [PAY 3ML]	0	0	(23,770)	320,727		320,727	403,656	0	0	0	135,886	0001	
CL INTEREST RATE SWAP, REC 3ML, PAY FIXED	Stable Value Products	Exhibit 5	INTEREST RISK	LCH. Clearnet LLC/Morgan Stanley & Co. LLC WAM6YERMS70XFZUJY219	10/07/2019	10/09/2022	1	22,000,000	1.408000 09-OCT-2022	0	0	27,968	(526,388)		(526,388)	(687,440)	0	0	0	174,828	0001	

E06.23

STATEMENT AS OF MARCH 31, 2020 OF THE VOYA RETIREMENT INSURANCE AND ANNUITY COMPANY

**SCHEDULE DB - PART A - SECTION 1**

Showing all Options, Caps, Floors, Collars, Swaps and Forwards Open as of Current Statement Date

1	2	3	4	5	6	7	8	9	10	11	12	13	14	15	16	17	18	19	20	21	22	23
Description	Description of Item(s) Hedged, Used for Income Generation or Replicated	Schedule/ Exhibit Identifier	Type(s) of Risk(s) (a)	Exchange, Counterparty or Central Clearinghouse	Trade Date	Date of Maturity or Expiration	Number of Contracts	Notional Amount	Strike Price, Rate or Index Received (Paid)	Cumulative Prior Year(s) Initial Cost of Un-discounted Premium (Received) Paid	Current Year Initial Cost of Un-discounted Premium (Received) Paid	Current Year Income	Book/ Adjusted Carrying Value	Code	Fair Value	Unrealized Valuation Increase/ (Decrease)	Total Foreign Exchange Change in B./A.C.V.	Current Year's (Amortization)/ Accretion	Adjustment to Carrying Value of Hedged Item	Potential Exposure	Credit Quality of Reference Entity	Hedge Effectiveness at Inception and at Quarter-end (b)
CL INTEREST RATE SWAP, REC FIXED, PAY 3ML	Stable Value Products	Exhibit 5	INTEREST RISK	LCH. Clearnet LLC/Morgan Stanley & Co. LLC WAM6YERMS70XFZUJY219	10/07/2019	10/09/2024	1	75,000,000	1.369440 09-OCT-2024 [PAY 3ML]	0	0	(102,376)	2,934,218		2,934,218	4,135,494	0	0	0	798,034	0001	
CL INTEREST RATE SWAP, REC 3ML, PAY FIXED	Stable Value Products	Exhibit 5	INTEREST RISK	LCH. Clearnet LLC/Morgan Stanley & Co. LLC WAM6YERMS70XFZUJY219	10/07/2019	10/09/2026	1	24,000,000	1.396110 09-OCT-2026 [PAY 3ML]	0	0	31,115	(1,247,397)		(1,247,397)	(1,848,504)	0	0	0	306,617	0001	
CL INTEREST RATE SWAP, REC FIXED, PAY 3ML	Stable Value Products	Exhibit 5	INTEREST RISK	LCH. Clearnet LLC/Morgan Stanley & Co. LLC WAM6YERMS70XFZUJY219	10/07/2019	10/09/2029	1	32,000,000	1.469000 09-OCT-2029 [PAY 3ML]	0	0	(35,614)	2,264,510		2,264,510	3,469,760	0	0	0	493,970	0001	
CL INTEREST RATE SWAP, REC FIXED, PAY 3ML	Stable Value Products	Exhibit 5	INTEREST RISK	LCH. Clearnet LLC/Morgan Stanley & Co. LLC WAM6YERMS70XFZUJY219	10/07/2019	10/09/2039	1	77,000,000	1.620500 09-OCT-2039 [PAY 3ML]	0	0	(56,538)	10,693,268		10,693,268	16,408,036	0	0	0	1,701,726	0001	
CL INTEREST RATE SWAP, REC 3ML, PAY FIXED	Stable Value Products	Exhibit 5	INTEREST RISK	LCH. Clearnet LLC/Morgan Stanley & Co. LLC WAM6YERMS70XFZUJY219	10/29/2019	10/31/2020	1	14,000,000	1.765000 31-OCT-2020 [PAY 3ML]	0	0	3,044	(73,400)		(73,400)	(75,532)	0	0	0	53,599	0001	
CL INTEREST RATE SWAP, REC FIXED, PAY 3ML	Stable Value Products	Exhibit 5	INTEREST RISK	LCH. Clearnet LLC/Morgan Stanley & Co. LLC WAM6YERMS70XFZUJY219	10/29/2019	10/31/2021	1	11,000,000	1.664800 31-OCT-2021 [PAY 3ML]	0	0	(5,251)	198,479		198,479	204,389	0	0	0	69,272	0001	
CL INTEREST RATE SWAP, REC 3ML, PAY FIXED	Stable Value Products	Exhibit 5	INTEREST RISK	LCH. Clearnet LLC/Morgan Stanley & Co. LLC WAM6YERMS70XFZUJY219	10/29/2019	10/31/2022	1	7,000,000	1.631000 31-OCT-2022 [PAY 3ML]	0	0	4,002	(212,044)		(212,044)	(221,013)	0	0	0	56,287	0001	
CL INTEREST RATE SWAP, REC 3ML, PAY FIXED	Stable Value Products	Exhibit 5	INTEREST RISK	LCH. Clearnet LLC/Morgan Stanley & Co. LLC WAM6YERMS70XFZUJY219	10/29/2019	10/31/2029	1	7,000,000	1.751700 31-OCT-2029 [PAY 3ML]	0	0	2,292	(684,997)		(684,997)	(770,892)	0	0	0	108,397	0001	
CL INTEREST RATE SWAP, REC 3ML, PAY FIXED	Stable Value Products	Exhibit 5	INTEREST RISK	LCH. Clearnet LLC/Morgan Stanley & Co. LLC WAM6YERMS70XFZUJY219	10/29/2019	10/31/2034	1	33,000,000	1.862800 31-OCT-2034 [PAY 3ML]	0	0	3,081	(4,849,887)		(4,849,887)	(5,459,138)	0	0	0	630,346	0001	
CL INTEREST RATE SWAP, REC 3ML, PAY FIXED	Stable Value Products	Exhibit 5	INTEREST RISK	LCH. Clearnet LLC/Morgan Stanley & Co. LLC WAM6YERMS70XFZUJY219	10/29/2019	10/31/2039	1	77,000,000	1.923800 31-OCT-2039 [PAY 3ML]	0	0	(1,358)	(15,086,081)		(15,086,081)	(16,896,432)	0	0	0	1,704,349	0001	
CL INTEREST RATE SWAP, REC 3ML, PAY FIXED	Cash flow hedge mortgage derivative Products	D-1	INTEREST RISK	LCH. Clearnet LLC/Morgan Stanley & Co. LLC WAM6YERMS70XFZUJY219	12/24/2019	12/30/2021	1	1,000,000,000	1.739000 30-DEC-2021 [PAY 3ML]	0	0	596,338	(21,715,326)		(21,715,326)	(20,921,252)	0	0	0	6,615,673	0002	
CL INTEREST RATE SWAP, REC 3ML, PAY FIXED	Cash flow hedge mortgage derivative Products	D-1	INTEREST RISK	LCH. Clearnet LLC/Morgan Stanley & Co. LLC WAM6YERMS70XFZUJY219	12/24/2019	12/30/2021	1	20,000,000	1.739000 30-DEC-2021 [PAY 3ML]	0	0	11,927	(434,307)		(434,307)	(418,425)	0	0	0	132,313	0002	
CL INTEREST RATE SWAP, REC 3ML, PAY FIXED	Cash flow hedge mortgage derivative Products	D-1	INTEREST RISK	LCH. Clearnet LLC/Morgan Stanley & Co. LLC WAM6YERMS70XFZUJY219	12/24/2019	12/30/2021	1	30,000,000	1.739000 30-DEC-2021 [PAY 3ML]	0	0	17,890	(651,460)		(651,460)	(627,638)	0	0	0	198,470	0002	
CL INTEREST RATE SWAP, REC FIXED, PAY 3ML	Cash flow hedge mortgage derivative Products	D-1	INTEREST RISK	LCH. Clearnet LLC/Morgan Stanley & Co. LLC WAM6YERMS70XFZUJY219	12/24/2019	12/30/2029	1	200,000,000	1.900000 30-DEC-2029 [PAY 3ML]	0	0	(59,529)	22,638,088		22,638,088	22,571,019	0	0	0	3,123,486	0002	

E06.24



STATEMENT AS OF MARCH 31, 2020 OF THE VOYA RETIREMENT INSURANCE AND ANNUITY COMPANY

**SCHEDULE DB - PART A - SECTION 1**

Showing all Options, Caps, Floors, Collars, Swaps and Forwards Open as of Current Statement Date

1	2	3	4	5	6	7	8	9	10	11	12	13	14	15	16	17	18	19	20	21	22	23
Description	Description of Item(s) Hedged, Used for Income Generation or Replicated	Schedule/ Exhibit Identifier	Type(s) of Risk(s) (a)	Exchange, Counterparty or Central Clearinghouse	Trade Date	Date of Maturity or Expiration	Number of Contracts	Notional Amount	Strike Price, Rate or Index Received (Paid)	Cumulative Prior Year(s) Initial Cost of Un-discounted Premium (Received) Paid	Current Year Initial Cost of Un-discounted Premium (Received) Paid	Current Year Income	Book/ Adjusted Carrying Value	Code	Fair Value	Unrealized Valuation Increase/ (Decrease)	Total Foreign Exchange Change in B./A.C.V.	Current Year's (Amortization)/ Accretion	Adjustment to Carrying Value of Hedged Item	Potential Exposure	Credit Quality of Reference Entity	Hedge Effectiveness at Inception and at Quarter-end (b)
CL INTEREST RATE SWAP, REC FIXED, PAY 3ML	Cash flow hedge mortgage derivative Products	D-1	INTEREST RISK	LCH. Clearnet LLC/Morgan Stanley & Co. LLC WAM6YERMS70XFZUJY219	12/24/2019	12/30/2029	1	5,000,000	1.900000 30-DEC-2029 [PAY 3ML]	0	0	(1,488)	565,952		565,952	564,275	0	0	0	78,087	0002	
CL INTEREST RATE SWAP, REC FIXED, PAY 3ML	Cash flow hedge mortgage derivative Products	D-1	INTEREST RISK	LCH. Clearnet LLC/Morgan Stanley & Co. LLC WAM6YERMS70XFZUJY219	12/24/2019	12/30/2049	1	75,000,000	2.080000 30-DEC-2049 [PAY 3ML]	0	0	(4,983)	24,071,502		24,071,502	24,291,760	0	0	0	2,046,066	0002	
CL INTEREST RATE SWAP, REC FIXED, PAY 3ML	Cash flow hedge mortgage derivative Products	D-1	INTEREST RISK	LCH. Clearnet LLC/Morgan Stanley & Co. LLC WAM6YERMS70XFZUJY219	12/24/2019	12/30/2049	1	2,000,000	2.080000 30-DEC-2049 [PAY 3ML]	0	0	(133)	641,907		641,907	647,780	0	0	0	54,562	0002	
CL INTEREST RATE SWAP, REC 3ML, PAY FIXED	Stable Value Products	Exhibit 5	INTEREST RISK	LCH. Clearnet LLC/Morgan Stanley & Co. LLC WAM6YERMS70XFZUJY219	01/08/2020	01/10/2021	1	39,000,000	1.725480 10-JAN-2021 [PAY 3ML]	0	0	11,742	(299,101)		(299,101)	(299,101)	0	0	0	172,310	0001	
CL INTEREST RATE SWAP, REC FIXED, PAY 3ML	Stable Value Products	Exhibit 5	INTEREST RISK	LCH. Clearnet LLC/Morgan Stanley & Co. LLC WAM6YERMS70XFZUJY219	01/08/2020	01/10/2022	1	31,000,000	1.639500 10-JAN-2022 [PAY 3ML]	0	0	(15,634)	629,395		629,395	629,395	0	0	0	206,844	0001	
CL INTEREST RATE SWAP, REC 3ML, PAY FIXED	Stable Value Products	Exhibit 5	INTEREST RISK	LCH. Clearnet LLC/Morgan Stanley & Co. LLC WAM6YERMS70XFZUJY219	01/08/2020	01/10/2023	1	30,000,000	1.622500 10-JAN-2023 [PAY 3ML]	0	0	16,582	(971,904)		(971,904)	(971,904)	0	0	0	250,137	0001	
CL INTEREST RATE SWAP, REC 3ML, PAY FIXED	Stable Value Products	Exhibit 5	INTEREST RISK	LCH. Clearnet LLC/Morgan Stanley & Co. LLC WAM6YERMS70XFZUJY219	01/08/2020	01/10/2025	1	45,000,000	1.649860 10-JAN-2025 [PAY 3ML]	0	0	22,979	(2,438,582)		(2,438,582)	(2,438,582)	0	0	0	492,105	0001	
CL INTEREST RATE SWAP, REC 3ML, PAY FIXED	Stable Value Products	Exhibit 5	INTEREST RISK	LCH. Clearnet LLC/Morgan Stanley & Co. LLC WAM6YERMS70XFZUJY219	01/08/2020	01/10/2027	1	28,000,000	1.708910 10-JAN-2027 [PAY 3ML]	0	0	11,157	(2,080,526)		(2,080,526)	(2,080,526)	0	0	0	364,634	0001	
CL INTEREST RATE SWAP, REC 3ML, PAY FIXED	Stable Value Products	Exhibit 5	INTEREST RISK	LCH. Clearnet LLC/Morgan Stanley & Co. LLC WAM6YERMS70XFZUJY219	01/08/2020	01/10/2035	1	32,000,000	1.919700 10-JAN-2035 [PAY 3ML]	0	0	226	(5,003,799)		(5,003,799)	(5,003,799)	0	0	0	615,304	0001	
CL INTEREST RATE SWAP, REC 3ML, PAY FIXED	Stable Value Products	Exhibit 5	INTEREST RISK	LCH. Clearnet LLC/Morgan Stanley & Co. LLC WAM6YERMS70XFZUJY219	01/08/2020	01/10/2040	1	10,000,000	1.977400 10-JAN-2040 [PAY 3ML]	0	0	(761)	(2,072,974)		(2,072,974)	(2,072,974)	0	0	0	222,440	0001	
CL INTEREST RATE SWAP, REC 3ML, PAY FIXED	Stable Value Products	Exhibit 5	INTEREST RISK	LCH. Clearnet LLC/Morgan Stanley & Co. LLC WAM6YERMS70XFZUJY219	01/31/2020	02/04/2021	1	17,000,000	1.594500 04-FEB-2021 [PAY 3ML]	0	0	4,288	(126,794)		(126,794)	(126,794)	0	0	0	78,335	0001	
CL INTEREST RATE SWAP, REC FIXED, PAY 3ML	Stable Value Products	Exhibit 5	INTEREST RISK	LCH. Clearnet LLC/Morgan Stanley & Co. LLC WAM6YERMS70XFZUJY219	01/31/2020	02/04/2022	1	11,000,000	1.425100 04-FEB-2022 [PAY 3ML]	0	0	(5,767)	189,551		189,551	189,551	0	0	0	74,794	0001	
CL INTEREST RATE SWAP, REC 3ML, PAY FIXED	Stable Value Products	Exhibit 5	INTEREST RISK	LCH. Clearnet LLC/Morgan Stanley & Co. LLC WAM6YERMS70XFZUJY219	01/31/2020	02/04/2023	1	15,000,000	1.375460 04-FEB-2023 [PAY 3ML]	0	0	9,097	(393,397)		(393,397)	(393,397)	0	0	0	126,599	0001	
CL INTEREST RATE SWAP, REC 3ML, PAY FIXED	Stable Value Products	Exhibit 5	INTEREST RISK	LCH. Clearnet LLC/Morgan Stanley & Co. LLC WAM6YERMS70XFZUJY219	01/31/2020	02/04/2025	1	12,000,000	1.365500 04-FEB-2025 [PAY 3ML]	0	0	7,530	(492,986)		(492,986)	(492,986)	0	0	0	132,164	0001	

STATEMENT AS OF MARCH 31, 2020 OF THE VOYA RETIREMENT INSURANCE AND ANNUITY COMPANY

**SCHEDULE DB - PART A - SECTION 1**

Showing all Options, Caps, Floors, Collars, Swaps and Forwards Open as of Current Statement Date

1	2	3	4	5	6	7	8	9	10	11	12	13	14	15	16	17	18	19	20	21	22	23
Description	Description of Item(s) Hedged, Used for Income Generation or Replicated	Schedule/ Exhibit Identifier	Type(s) of Risk(s) (a)	Exchange, Counterparty or Central Clearinghouse	Trade Date	Date of Maturity or Expiration	Number of Contracts	Notional Amount	Strike Price, Rate or Index Received (Paid)	Cumulative Prior Year(s) Initial Cost of Un-discounted Premium (Received) Paid	Current Year Initial Cost of Un-discounted Premium (Received) Paid	Current Year Income	Book/ Adjusted Carrying Value	Code	Fair Value	Unrealized Valuation Increase/ (Decrease)	Total Foreign Exchange Change in B./A.C.V.	Current Year's (Amortization)/ Accretion	Adjustment to Carrying Value of Hedged Item	Potential Exposure	Credit Quality of Reference Entity	Hedge Effectiveness at Inception and at Quarter-end (b)
CL INTEREST RATE SWAP, REC 3ML, PAY FIXED	Stable Value Products	Exhibit 5	INTEREST RISK	LCH. Clearnet LLC/Morgan Stanley & Co. LLC WAM6YERMS70XFZUJY219	01/31/2020	02/04/2027	1	17,000,000	1.408900 04-FEB-2027	0	0	9,609	(925,409)		(925,409)	(925,409)	0	0	0	222,500	0001	
CL INTEREST RATE SWAP, REC FIXED, PAY 3ML	Stable Value Products	Exhibit 5	INTEREST RISK	LCH. Clearnet LLC/Morgan Stanley & Co. LLC WAM6YERMS70XFZUJY219	01/31/2020	02/04/2035	1	26,000,000	1.603580 04-FEB-2035 (PAY 3ML)	0	0	(7,499)	2,901,159		2,901,159	2,901,159	0	0	0	501,091	0001	
CL INTEREST RATE SWAP, REC FIXED, PAY 3ML	Stable Value Products	Exhibit 5	INTEREST RISK	LCH. Clearnet LLC/Morgan Stanley & Co. LLC WAM6YERMS70XFZUJY219	01/31/2020	02/04/2040	1	125,000,000	1.667500 04-FEB-2040 (PAY 3ML)	0	0	(26,119)	18,695,382		18,695,382	18,695,382	0	0	0	2,785,304	0001	
CL INTEREST RATE SWAP, REC FIXED, PAY 3ML	Stable Value Products	Exhibit 5	INTEREST RISK	LCH. Clearnet LLC/Morgan Stanley & Co. LLC WAM6YERMS70XFZUJY219	01/31/2020	02/04/2030	1	17,000,000	1.483500 04-FEB-2030 (PAY 3ML)	0	0	(7,753)	1,250,807		1,250,807	1,250,807	0	0	0	266,835	0001	
CL INTEREST RATE SWAP, REC FIXED, PAY 3ML	Cash flow hedge mortgage derivative Products	D-1	INTEREST RISK	LCH. Clearnet LLC/Morgan Stanley & Co. LLC WAM6YERMS70XFZUJY219	02/24/2020	02/26/2030	1	185,000,000	1.283800 26-FEB-2030 (PAY 3ML)	0	0	(69,094)	10,083,492		10,083,492	10,083,492	0	0	0	2,912,659	0002	
CL INTEREST RATE SWAP, REC FIXED, PAY 3ML	Cash flow hedge mortgage derivative Products	D-1	INTEREST RISK	LCH. Clearnet LLC/Morgan Stanley & Co. LLC WAM6YERMS70XFZUJY219	02/24/2020	02/26/2030	1	5,000,000	1.283800 26-FEB-2030 (PAY 3ML)	0	0	(1,867)	272,527		272,527	272,527	0	0	0	78,721	0002	
CL INTEREST RATE SWAP, REC FIXED, PAY 3ML	Cash flow hedge mortgage derivative Products	D-1	INTEREST RISK	LCH. Clearnet LLC/Morgan Stanley & Co. LLC WAM6YERMS70XFZUJY219	02/25/2020	02/27/2030	1	185,000,000	1.271800 27-FEB-2030 (PAY 3ML)	0	0	(67,606)	9,870,526		9,870,526	9,870,526	0	0	0	2,913,061	0002	
CL INTEREST RATE SWAP, REC FIXED, PAY 3ML	Cash flow hedge mortgage derivative Products	D-1	INTEREST RISK	LCH. Clearnet LLC/Morgan Stanley & Co. LLC WAM6YERMS70XFZUJY219	02/25/2020	02/27/2030	1	5,000,000	1.271800 27-FEB-2030 (PAY 3ML)	0	0	(1,827)	266,771		266,771	266,771	0	0	0	78,731	0002	
CL INTEREST RATE SWAP, REC FIXED, PAY 3ML	Cash flow hedge mortgage derivative Products	D-1	INTEREST RISK	LCH. Clearnet LLC/Morgan Stanley & Co. LLC WAM6YERMS70XFZUJY219	03/02/2020	03/04/2030	1	185,000,000	1.069850 04-MAR-2030 (PAY 3ML)	0	0	(33,648)	6,361,272		6,361,272	6,361,272	0	0	0	2,915,072	0002	
1119999999. Subtotal - Swaps - Hedging Other - Interest Rate										304,468	0	8,551,190	299,855,360	XXX	299,855,360	138,135,218	0	(26,347)	0	153,154,464	XXX	XXX
CDS BUY, SCDS: (GP)	Credit Hedge	D-1	CREDIT RISK	JPMORGAN CHASE BANK, N.A. 7H6GLXDRUGQF57PNE97	06/16/2017	12/20/2020	1	2,790,000	SCDS: (GP)	(65,956)	0	(7,053)	(18,505)		(18,505)	1,698	0	4,689	0	0	0003	
CL CDS BUY, SCDS: (TWC)	Credit Hedge	D-1	CREDIT RISK	Intercontinental Exchange Holdings, Inc./Morgan Stanley & Co. LLC 549300R41G1TWPZT5U32	04/23/2015	06/20/2020	1	2,500,000	SCDS: (TWC)	47,731	0	(6,283)	(4,720)		(4,720)	7,744	0	(2,313)	0	0	0003	
CL CDS BUY, ICE: (AZO)	Credit Hedge	D-1	CREDIT RISK	Intercontinental Exchange Holdings, Inc./Morgan Stanley & Co. LLC 549300R41G1TWPZT5U32	02/14/2017	12/20/2020	1	26,655,000	ICE: (AZO)	(646,101)	0	(66,587)	(178,128)		(178,128)	20,482	0	41,946	0	0	0003	
CL CDS BUY, ICE: (T)	Credit Hedge	D-1	CREDIT RISK	Intercontinental Exchange Holdings, Inc./Morgan Stanley & Co. LLC 549300R41G1TWPZT5U32	02/14/2017	03/20/2021	1	10,000,000	ICE: (T)	(244,975)	0	(24,968)	36,083		36,083	119,352	0	14,941	0	0	0003	
CL CDS BUY, ICE: (T)	Credit Hedge	D-1	CREDIT RISK	Intercontinental Exchange Holdings, Inc./Morgan Stanley & Co. LLC 549300R41G1TWPZT5U32	06/16/2017	03/20/2021	1	43,000,000	ICE: (T)	(623,166)	0	(107,363)	155,157		155,157	536,078	0	41,385	0	0	0003	

E06.26

STATEMENT AS OF MARCH 31, 2020 OF THE VOYA RETIREMENT INSURANCE AND ANNUITY COMPANY

**SCHEDULE DB - PART A - SECTION 1**

Showing all Options, Caps, Floors, Collars, Swaps and Forwards Open as of Current Statement Date

1	2	3	4	5	6	7	8	9	10	11	12	13	14	15	16	17	18	19	20	21	22	23		
Description	Description of Item(s) Hedged, Used for Income Generation or Replicated	Schedule/ Exhibit Identifier	Type(s) of Risk(s) (a)	Exchange, Counterparty or Central Clearinghouse	Trade Date	Date of Maturity or Expiration	Number of Contracts	Notional Amount	Strike Price, Rate or Index Received (Paid)	Cumulative Prior Year(s) Initial Cost of Un-discounted Premium (Received) Paid	Current Year Initial Cost of Un-discounted Premium (Received) Paid	Current Year Income	Book/ Adjusted Carrying Value	Code	Fair Value	Unrealized Valuation Increase/ (Decrease)	Total Foreign Exchange Change in B./A.C.V.	Current Year's (Amortization)/ Accretion	Adjustment to Carrying Value of Hedged Item	Potential Exposure	Credit Quality of Reference Entity	Hedge Effectiveness at Inception and at Quarter-end (b)		
CL CDS BUY, ICE: (BAC)	Credit Hedge	D-1	CREDIT RISK	Intercontinental Exchange Holdings, Inc./Morgan Stanley & Co. LLC 549300R41G1TWPZT5U32	06/16/2017	03/20/2021	1	10,000,000	ICE: (BAC)	(215,030)	0	(24,959)	(22,205)		(22,205)	65,094	0	14,252	0	0	1	0003		
CL CDS BUY, ICE: (C)	Credit Hedge	D-1	CREDIT RISK	Intercontinental Exchange Holdings, Inc./Morgan Stanley & Co. LLC 549300R41G1TWPZT5U32	06/16/2017	09/20/2020	1	15,000,000	ICE: (C)	(276,894)	0	(37,614)	(12,129)		(12,129)	59,163	0	21,200	0	0	1	0003		
CL CDS BUY, ICE: (IP)	Credit Hedge	D-1	CREDIT RISK	Intercontinental Exchange Holdings, Inc./Morgan Stanley & Co. LLC 549300R41G1TWPZT5U32	06/16/2017	03/20/2022	1	4,600,000	ICE: (IP)	(117,201)	0	(11,348)	(72,913)		(72,913)	9,095	0	6,144	0	0	1	0003		
CL CDS BUY, ICE: (ALTRIA)	Credit Hedge	D-1	CREDIT RISK	Intercontinental Exchange Holdings, Inc./Morgan Stanley & Co. LLC 549300R41G1TWPZT5U32	09/25/2019	06/20/2021	1	15,000,000	ICE: (ALTRIA)	(201,688)	0	(37,281)	(154,196)		(154,196)	8,712	0	28,949	0	0	1	0003		
CL CDS BUY, ICE: (VZ)	Credit Hedge	D-1	CREDIT RISK	Intercontinental Exchange Holdings, Inc./Morgan Stanley & Co. LLC 549300R41G1TWPZT5U32	12/12/2019	06/20/2020	1	33,000,000	ICE: (VZ)	(156,377)	0	(82,923)	(31,106)		(31,106)	38,730	0	74,504	0	0	1	0003		
1129999999. Subtotal - Swaps - Hedging Other - Credit Default										(2,499,657)	0	(406,379)	(302,662)	XXX	(302,662)	866,148	0	245,697	0	0	XXX	XXX		
CURRENCY SWAP, CSIWAP: EUR/USD 20-JUN-2026	Hedge of Fixed Rate Foreign Denominated AFS Security	D-1	Currency	Citibank, N.A. 570DZ1Z7FF32TNEFA76	02/06/2020	06/20/2026	1	109,700	CSIWAP: EUR/USD 20-JUN-2026	0	0	0	6,128		6,128	6,128	0	0	0	1,368		0004		
CURRENCY SWAP, CSIWAP: EUR/USD 20-JUN-2026	Hedge of Fixed Rate Foreign Denominated AFS Security	D-1	Currency	Citibank, N.A. 570DZ1Z7FF32TNEFA76	02/06/2020	06/20/2026	1	14,590,100	CSIWAP: EUR/USD 20-JUN-2026	0	0	0	815,050		815,050	815,050	0	0	0	182,006		0004		
1139999999. Subtotal - Swaps - Hedging Other - Foreign Exchange										0	0	0	821,178	XXX	821,178	821,178	0	0	0	183,374	XXX	XXX		
1169999999. Subtotal - Swaps - Hedging Other										(2,195,189)	0	8,144,811	300,373,876	XXX	300,373,876	139,822,544	0	219,350	0	153,337,838	XXX	XXX		
CDS SELL, CDS: (CMBX.NA.11.AAA)	CDS: (CMBX.NA.11.AAA)	DB-C	CREDIT RISK	Morgan Stanley Capital Services LLC 17331LVCZKQKX5T7XV54	12/06/2018	11/18/2054	1	5,000,000	CDS: (CMBX.NA.11.AAA)	(80,355)	0	6,319	(77,429)		(90,569)	0	0	557	0	5,000,000	1	0003		
CDS SELL, CDS: (CMBX.NA.13.AAA)	CDS: (CMBX.NA.13.AAA)	DB-C	CREDIT RISK	Morgan Stanley Capital Services LLC 17331LVCZKQKX5T7XV54	03/10/2020	12/16/2072	1	5,000,000	CDS: (CMBX.NA.13.AAA)	0	(188,818)	1,458	(187,661)		(192,569)	0	0	1,157	0	5,000,000	1	0003		
CDS SELL, CDS: (CMBX.NA.13.AAA)	CDS: (CMBX.NA.13.AAA)	DB-C	CREDIT RISK	Morgan Stanley Capital Services LLC 17331LVCZKQKX5T7XV54	03/12/2020	12/16/2072	1	10,000,000	CDS: (CMBX.NA.13.AAA)	0	(531,201)	2,639	(528,253)		(385,139)	0	0	2,947	0	10,000,000	1	0003		
CDS SELL, CDS: (CMBX.NA.13.AAA)	CDS: (CMBX.NA.13.AAA)	DB-C	CREDIT RISK	Morgan Stanley Capital Services LLC 17331LVCZKQKX5T7XV54	03/16/2020	12/16/2072	1	10,000,000	CDS: (CMBX.NA.13.AAA)	0	(605,858)	2,083	(603,201)		(385,139)	0	0	2,657	0	10,000,000	1	0003		
CDS SELL, CDS: (CMBX.NA.13.AAA)	CDS: (CMBX.NA.13.AAA)	DB-C	CREDIT RISK	Morgan Stanley Capital Services LLC 17331LVCZKQKX5T7XV54	03/18/2020	12/16/2072	1	7,000,000	CDS: (CMBX.NA.13.AAA)	0	(524,019)	1,264	(522,026)		(269,598)	0	0	1,993	0	7,000,000	1	0003		
CDS SELL, CDS: (CMBX.NA.13.AAA)	CDS: (CMBX.NA.13.AAA)	DB-C	CREDIT RISK	Morgan Stanley Capital Services LLC 17331LVCZKQKX5T7XV54	03/24/2020	12/16/2072	1	5,000,000	CDS: (CMBX.NA.13.AAA)	0	(414,553)	2,500	(413,702)		(192,569)	0	0	850	0	5,000,000	1	0003		
1189999999. Subtotal - Swaps - Replication - Credit Default										(80,355)	(2,264,449)	16,263	(2,332,272)	XXX	(1,515,583)	0	0	10,161	0	42,000,000	XXX	XXX		
1229999999. Subtotal - Swaps - Replication										(80,355)	(2,264,449)	16,263	(2,332,272)	XXX	(1,515,583)	0	0	10,161	0	42,000,000	XXX	XXX		
1289999999. Subtotal - Swaps - Income Generation										0	0	0	0	XXX	0	0	0	0	0	0	0	XXX	XXX	
1349999999. Subtotal - Swaps - Other										0	0	0	0	XXX	0	0	0	0	0	0	0	0	XXX	XXX
1359999999. Total Swaps - Interest Rate										304,468	0	4,981,477	299,855,360	XXX	29,358,121	138,135,218	0	(26,347)	0	183,051,710	XXX	XXX		
1369999999. Total Swaps - Credit Default										(2,580,012)	(2,264,449)	(390,116)	(2,634,934)	XXX	(1,818,245)	866,148	0	255,858	0	42,000,000	XXX	XXX		
1379999999. Total Swaps - Foreign Exchange										(4,592,595)	0	2,722,905	21,485,813	XXX	67,287,101	821,178	33,461,675	0	0	8,583,915	XXX	XXX		
1389999999. Total Swaps - Total Return										0	0	0	0	XXX	0	0	0	0	0	0	0	0	XXX	XXX
1399999999. Total Swaps - Other										0	0	0	0	XXX	0	0	0	0	0	0	0	0	XXX	XXX

E06.27

STATEMENT AS OF MARCH 31, 2020 OF THE VOYA RETIREMENT INSURANCE AND ANNUITY COMPANY

**SCHEDULE DB - PART A - SECTION 1**

Showing all Options, Caps, Floors, Collars, Swaps and Forwards Open as of Current Statement Date

1	2	3	4	5	6	7	8	9	10	11	12	13	14	15	16	17	18	19	20	21	22	23
Description	Description of Item(s) Hedged, Used for Income Generation or Replicated	Schedule/ Exhibit Identifier	Type(s) of Risk(s) (a)	Exchange, Counterparty or Central Clearinghouse	Trade Date	Date of Maturity or Expiration	Number of Contracts	Notional Amount	Strike Price, Rate or Index Received (Paid)	Cumulative Prior Year(s) Initial Cost of Un-discounted Premium (Received) Paid	Current Year Initial Cost of Un-discounted Premium (Received) Paid	Current Year Income	Book/ Adjusted Carrying Value	Code	Fair Value	Unrealized Valuation Increase/ (Decrease)	Total Foreign Exchange Change in B./A.C.V.	Current Year's (Amortization)/ Accretion	Adjustment to Carrying Value of Hedged Item	Potential Exposure	Credit Quality of Reference Entity	Hedge Effectiveness at Inception and at Quarter-end (b)
1409999999. Total Swaps										(6,868,139)	(2,264,449)	7,314,266	318,706,239	XXX	94,826,977	139,822,544	33,461,675	229,511	0	233,635,625	XXX	XXX
FWD COMMIT, UMBS 30YR TBA(REG A)	Cash flow hedge mortgage derivative Products	D-1	INTEREST RISK	Morgan Stanley Capital Services LLC 17331LVCZKQKX5T7XV54	.02/12/2020	.04/01/2050	1	9,000,000	UMBS 30YR TBA(REG A)	0	0	0	219,777		219,777	219,777	0	0	0	9,122		0002
FWD COMMIT, UMBS 30YR TBA(REG A)	Cash flow hedge mortgage derivative Products	D-1	INTEREST RISK	Morgan Stanley Capital Services LLC 17331LVCZKQKX5T7XV54	.02/12/2020	.04/01/2050	1	7,000,000	UMBS 30YR TBA(REG A)	0	0	0	170,938		170,938	170,938	0	0	0	7,095		0002
FWD COMMIT, UMBS 30YR TBA(REG A)	Cash flow hedge mortgage derivative Products	D-1	INTEREST RISK	Morgan Stanley Capital Services LLC 17331LVCZKQKX5T7XV54	.02/12/2020	.04/01/2050	1	150,000,000	UMBS 30YR TBA(REG A)	0	0	0	4,379,837		4,379,837	4,379,837	0	0	0	152,041		0002
FWD COMMIT, UMBS 30YR TBA(REG A)	Cash flow hedge mortgage derivative Products	D-1	INTEREST RISK	Bank of America, N.A. B4TYDEB6GKMZ0031MB27	.02/13/2020	.04/01/2050	1	150,000,000	UMBS 30YR TBA(REG A)	0	0	0	3,671,738		3,671,738	3,671,738	0	0	0	152,041		0002
FWD COMMIT, UMBS 30YR TBA(REG A)	Cash flow hedge mortgage derivative Products	D-1	INTEREST RISK	Bank of America, N.A. B4TYDEB6GKMZ0031MB27	.02/19/2020	.04/01/2050	1	12,000,000	UMBS 30YR TBA(REG A)	0	0	0	299,364		299,364	299,364	0	0	0	12,163		0002
FWD COMMIT, UMBS 30YR TBA(REG A)	Cash flow hedge mortgage derivative Products	D-1	INTEREST RISK	Bank of America, N.A. B4TYDEB6GKMZ0031MB27	.02/19/2020	.04/01/2050	1	130,000,000	UMBS 30YR TBA(REG A)	0	0	0	3,243,110		3,243,110	3,243,110	0	0	0	131,769		0002
FWD COMMIT, UMBS 30YR TBA(REG A)	Cash flow hedge mortgage derivative Products	D-1	INTEREST RISK	Bank of America, N.A. B4TYDEB6GKMZ0031MB27	.02/19/2020	.04/01/2050	1	8,000,000	UMBS 30YR TBA(REG A)	0	0	0	199,576		199,576	199,576	0	0	0	8,109		0002
FWD COMMIT, UMBS 30YR TBA(REG A)	Cash flow hedge mortgage derivative Products	D-1	INTEREST RISK	Bank of America, N.A. B4TYDEB6GKMZ0031MB27	.02/28/2020	.04/01/2050	1	0	UMBS 30YR TBA(REG A)	0	0	0	0		0	0	0	0	0	0		0002
FWD COMMIT, UMBS 30YR TBA(REG A)	Cash flow hedge mortgage derivative Products	D-1	INTEREST RISK	Bank of America, N.A. B4TYDEB6GKMZ0031MB27	.02/28/2020	.04/01/2050	1	0	UMBS 30YR TBA(REG A)	0	0	0	0		0	0	0	0	0	0		0002
FWD COMMIT, UMBS 30YR TBA(REG A)	Cash flow hedge mortgage derivative Products	D-1	INTEREST RISK	Bank of America, N.A. B4TYDEB6GKMZ0031MB27	.02/28/2020	.04/01/2050	1	0	UMBS 30YR TBA(REG A)	0	0	0	0		0	0	0	0	0	0		0002
FWD COMMIT, UMBS 30YR TBA(REG A)	Cash flow hedge mortgage derivative Products	D-1	INTEREST RISK	Goldman Sachs International W22LROIP21HZNB6K528	.03/03/2020	.04/01/2050	1	10,000,000	UMBS 30YR TBA(REG A)	0	0	0	140,630		140,630	140,630	0	0	0	10,136		0002
FWD COMMIT, UMBS 30YR TBA(REG A)	Cash flow hedge mortgage derivative Products	D-1	INTEREST RISK	Goldman Sachs International W22LROIP21HZNB6K528	.03/04/2020	.04/01/2050	1	250,000,000	UMBS 30YR TBA(REG A)	0	0	0	3,105,593		3,105,593	3,105,593	0	0	0	253,402		0002
FWD COMMIT, UMBS 30YR TBA(REG A)	Cash flow hedge mortgage derivative Products	D-1	INTEREST RISK	Barclays Bank, PLC	.03/05/2020	.04/01/2050	1	50,000,000	UMBS 30YR TBA(REG A)	0	0	0	695,338		695,338	695,338	0	0	0	50,680		0002
FWD COMMIT, UMBS 30YR TBA(REG A)	Cash flow hedge mortgage derivative Products	D-1	INTEREST RISK	Bank of America, N.A. B4TYDEB6GKMZ0031MB27	.03/12/2020	.04/01/2050	1	0	UMBS 30YR TBA(REG A)	0	0	0	0		0	0	0	0	0	0		0002
FWD COMMIT, UMBS 30YR TBA(REG A)	Cash flow hedge mortgage derivative Products	D-1	INTEREST RISK	Bank of America, N.A. B4TYDEB6GKMZ0031MB27	.03/12/2020	.04/01/2050	1	0	UMBS 30YR TBA(REG A)	0	0	0	0		0	0	0	0	0	0		0002
FWD COMMIT, UMBS 30YR TBA(REG A)	Cash flow hedge mortgage derivative Products	D-1	INTEREST RISK	Goldman Sachs International W22LROIP21HZNB6K528	.03/13/2020	.04/01/2050	1	0	UMBS 30YR TBA(REG A)	0	0	0	0		0	0	0	0	0	0		0002
FWD COMMIT, UMBS 30YR TBA(REG A)	Cash flow hedge mortgage derivative Products	D-1	INTEREST RISK	Goldman Sachs International W22LROIP21HZNB6K528	.03/13/2020	.05/01/2050	1	250,000,000	UMBS 30YR TBA(REG A)	0	0	0	8,272,078		8,272,078	8,272,078	0	0	0	429,040		0002
FWD COMMIT, UMBS 30YR TBA(REG A)	Cash flow hedge mortgage derivative Products	D-1	INTEREST RISK	Bank of America, N.A. B4TYDEB6GKMZ0031MB27	.03/16/2020	.05/01/2050	1	200,000,000	UMBS 30YR TBA(REG A)	0	0	0	2,922,350		2,922,350	2,922,350	0	0	0	343,232		0002
FWD COMMIT, UMBS 30YR TBA(REG A)	Cash flow hedge mortgage derivative Products	D-1	INTEREST RISK	Credit Suisse International E58DKGJYYJLNB83868	.03/20/2020	.04/01/2050	1	0	UMBS 30YR TBA(REG A)	0	0	0	0		0	0	0	0	0	0		0002

E06.28

STATEMENT AS OF MARCH 31, 2020 OF THE VOYA RETIREMENT INSURANCE AND ANNUITY COMPANY

**SCHEDULE DB - PART A - SECTION 1**

Showing all Options, Caps, Floors, Collars, Swaps and Forwards Open as of Current Statement Date

1	2	3	4	5	6	7	8	9	10	11	12	13	14	15	16	17	18	19	20	21	22	23	
Description	Description of Item(s) Hedged, Used for Income Generation or Replicated	Schedule/ Exhibit Identifier	Type(s) of Risk(s) (a)	Exchange, Counterparty or Central Clearinghouse	Trade Date	Date of Maturity or Expiration	Number of Contracts	Notional Amount	Strike Price, Rate or Index Received (Paid)	Cumulative Prior Year(s) Initial Cost of Un-discounted Premium (Received) Paid	Current Year Initial Cost of Un-discounted Premium (Received) Paid	Current Year Income	Book/ Adjusted Carrying Value	Code	Fair Value	Unrealized Valuation Increase/ (Decrease)	Total Foreign Exchange Change in B./A.C.V.	Current Year's (Amortization)/ Accretion	Adjustment to Carrying Value of Hedged Item	Potential Exposure	Credit Quality of Reference Entity	Hedge Effectiveness at Inception and at Quarter-end (b)	
FWD COMMIT, UMBS 30YR TBA(REG A)	Cash flow hedge mortgage derivative Products	D-1	INTEREST RISK	Credit Suisse International E58DKGJUYJYLN8C3868	03/20/2020	04/01/2050	1	0	UMBS 30YR TBA(REG A)	0	0	0	0		0	0	0	0	0	0	0002		
FWD COMMIT, UMBS 30YR TBA(REG A)	Cash flow hedge mortgage derivative Products	D-1	INTEREST RISK	Credit Suisse International E58DKGJUYJYLN8C3868	03/20/2020	04/01/2050	1	0	UMBS 30YR TBA(REG A)	0	0	0	0		0	0	0	0	0	0	0	0002	
FWD COMMIT, UMBS 30YR TBA(REG A)	Cash flow hedge mortgage derivative Products	D-1	INTEREST RISK	Bank of America, N.A. B4TYDEB6KMZ0031MB27	03/23/2020	05/01/2050	1	85,000,000	UMBS 30YR TBA(REG A)	0	0	0	471,686		471,686	471,686	0	0	0	0	145,874	0002	
FWD COMMIT, UMBS 30YR TBA(REG A)	Cash flow hedge mortgage derivative Products	D-1	INTEREST RISK	Bank of America, N.A. B4TYDEB6KMZ0031MB27	03/23/2020	05/01/2050	1	15,000,000	UMBS 30YR TBA(REG A)	0	0	0	83,239		83,239	83,239	0	0	0	0	25,742	0002	
FWD COMMIT, UMBS 30YR TBA(REG A)	Cash flow hedge mortgage derivative Products	D-1	INTEREST RISK	Credit Suisse International E58DKGJUYJYLN8C3868	03/26/2020	05/01/2050	1	100,000,000	UMBS 30YR TBA(REG A)	0	0	0	(101,325)		(101,325)	(101,325)	0	0	0	0	171,616	0002	
FWD COMMIT, UMBS 30YR TBA(REG A)	Cash flow hedge mortgage derivative Products	D-1	INTEREST RISK	Mizuho Securities Co., Ltd. 54930016KQJHSVK81066	03/30/2020	05/01/2050	1	100,000,000	UMBS 30YR TBA(REG A)	0	0	0	(866,950)		(866,950)	(866,950)	0	0	0	0	171,616	0002	
FWD COMMIT, UMBS 30YR TBA(REG A)	Cash flow hedge mortgage derivative Products	D-1	INTEREST RISK	Goldman Sachs International W22LROIIP21HZNB6K528	03/31/2020	05/01/2050	1	50,000,000	UMBS 30YR TBA(REG A)	0	0	0	(70,194)		(70,194)	(70,194)	0	0	0	0	85,808	0002	
FWD COMMIT, UMBS 30YR TBA(REG A)	Cash flow hedge mortgage derivative Products	D-1	INTEREST RISK	Mizuho Securities Co., Ltd. 54930016KQJHSVK81066	03/31/2020	04/01/2050	1	100,000,000	UMBS 30YR TBA(REG A)	0	0	0	50		50	50	0	0	0	0	101,361	0002	
CURRENCY FORWARD, CNH/USD	Foreign Currency Hedge - Limited Partnerships/Alte	BA	Currency	JPMORGAN CHASE BANK, N.A. 7H6GLXDRUGUFU57RNE97	01/16/2020	04/21/2020	1	1,230,278	CNH/USD	0	0	0	31,921		31,921	(28)	31,950	0	0	0	1,475	0004	
CURRENCY FORWARD, CNH/USD	Foreign Currency Hedge - Limited Partnerships/Alte	BA	Currency	JPMORGAN CHASE BANK, N.A. 7H6GLXDRUGUFU57RNE97	01/16/2020	04/21/2020	1	2,460,556	CNH/USD	0	0	0	63,843		63,843	(57)	63,899	0	0	0	2,951	0004	
CURRENCY FORWARD, CNH/USD	Foreign Currency Hedge - Limited Partnerships/Alte	BA	Currency	JPMORGAN CHASE BANK, N.A. 7H6GLXDRUGUFU57RNE97	01/16/2020	04/21/2020	1	712,095	CNH/USD	0	0	0	18,476		18,476	(16)	18,493	0	0	0	854	0004	
CURRENCY FORWARD, EUR/USD	Foreign Currency Hedge - Limited Partnerships/Alte	BA	Currency	Morgan Stanley Capital Services LLC 17331LVCZKQKX5T7XV54	01/16/2020	04/21/2020	1	258,496	EUR/USD	0	0	0	4,238		4,238	(960)	5,197	0	0	0	310	0004	
CURRENCY FORWARD, EUR/USD	Foreign Currency Hedge - Limited Partnerships/Alte	BA	Currency	Morgan Stanley Capital Services LLC 17331LVCZKQKX5T7XV54	01/16/2020	04/21/2020	1	719,088	EUR/USD	0	0	0	11,789		11,789	(2,669)	14,458	0	0	0	862	0004	
CURRENCY FORWARD, EUR/USD	Foreign Currency Hedge - Limited Partnerships/Alte	BA	Currency	Morgan Stanley Capital Services LLC 17331LVCZKQKX5T7XV54	01/16/2020	04/21/2020	1	7,900,111	EUR/USD	0	0	0	129,513		129,513	(29,325)	158,838	0	0	0	9,475	0004	
CURRENCY FORWARD, AUD/USD	Foreign Currency Hedge - Limited Partnerships/Alte	BA	Currency	JPMORGAN CHASE BANK, N.A. 7H6GLXDRUGUFU57RNE97	01/16/2020	04/21/2020	1	386,394	AUD/USD	0	0	0	43,857		43,857	(62)	43,919	0	0	0	463	0004	
CURRENCY FORWARD, AUD/USD	Foreign Currency Hedge - Limited Partnerships/Alte	BA	Currency	JPMORGAN CHASE BANK, N.A. 7H6GLXDRUGUFU57RNE97	01/16/2020	04/21/2020	1	772,789	AUD/USD	0	0	0	87,713		87,713	(125)	87,838	0	0	0	927	0004	
CURRENCY FORWARD, GBP/USD	Foreign Currency Hedge - Limited Partnerships/Alte	BA	Currency	Goldman Sachs International W22LROIIP21HZNB6K528	03/09/2020	04/09/2020	1	38,552,937	GBP/USD	0	0	0	1,936,506		1,936,506	(160,392)	2,096,898	0	0	0	30,269	0004	
CURRENCY FORWARD, GBP/USD	Foreign Currency Hedge - Limited Partnerships/Alte	BA	Currency	JPMORGAN CHASE BANK, N.A. 7H6GLXDRUGUFU57RNE97	03/13/2020	04/09/2020	1	2,161,052	GBP/USD	0	0	0	(22,468)		(22,468)	(9,562)	(12,906)	0	0	0	1,697	0004	
1439999999. Subtotal - Forwards - Hedging Other										0	0	0	29,142,223	XXX	29,142,223	26,633,639	2,508,584	0	0	0	2,310,130	XXX	XXX
1479999999. Subtotal - Forwards										0	0	0	29,142,223	XXX	29,142,223	26,633,639	2,508,584	0	0	0	2,310,130	XXX	XXX
1509999999. Subtotal - SSAP No. 108 Adjustments										0	0	0	0	XXX	0	0	0	0	0	0	0	XXX	XXX
1689999999. Subtotal - Hedging Effective Excluding Variable Annuity Guarantees Under SSAP No.108										(4,592,595)	0	(846,808)	20,664,635	XXX	(204,031,316)	0	33,461,675	0	0	0	38,297,787	XXX	XXX

EO6.29

STATEMENT AS OF MARCH 31, 2020 OF THE VOYA RETIREMENT INSURANCE AND ANNUITY COMPANY

**SCHEDULE DB - PART A - SECTION 1**

Showing all Options, Caps, Floors, Collars, Swaps and Forwards Open as of Current Statement Date

1	2	3	4	5	6	7	8	9	10	11	12	13	14	15	16	17	18	19	20	21	22	23
Description	Description of Item(s) Hedged, Used for Income Generation or Replicated	Schedule/ Exhibit Identifier	Type(s) of Risk(s) (a)	Exchange, Counterparty or Central Clearinghouse	Trade Date	Date of Maturity or Expiration	Number of Contracts	Notional Amount	Strike Price, Rate or Index Received (Paid)	Cumulative Prior Year(s) Initial Cost of Un-discounted Premium (Received) Paid	Current Year Initial Cost of Un-discounted Premium (Received) Paid	Current Year Income	Book/ Adjusted Carrying Value	Code	Fair Value	Unrealized Valuation Increase/ (Decrease)	Total Foreign Exchange Change in B./A.C.V.	Current Year's (Amortization)/ Accretion	Adjustment to Carrying Value of Hedged Item	Potential Exposure	Credit Quality of Reference Entity	Hedge Effectiveness at Inception and at Quarter-end (b)
1699999999. Subtotal - Hedging Effective Variable Annuity Guarantees Under SSAP No.108										0	0	0	0	XXX	0	0	0	0	0	0	XXX	XXX
1709999999. Subtotal - Hedging Other										20,696,549	70,855	8,144,811	330,348,369	XXX	330,348,369	165,668,839	2,508,584	(478,656)	0	155,647,968	XXX	XXX
1719999999. Subtotal - Replication										(80,355)	(2,264,449)	16,263	(2,332,272)	XXX	(1,515,583)	0	0	10,161	0	42,000,000	XXX	XXX
1729999999. Subtotal - Income Generation										0	0	0	0	XXX	0	0	0	0	0	0	XXX	XXX
1739999999. Subtotal - Other										0	0	0	0	XXX	0	0	0	0	0	0	XXX	XXX
1749999999. Subtotal - Adjustments for SSAP No. 108 Derivatives										0	0	0	0	XXX	0	0	0	0	0	0	XXX	XXX
1759999999 - Totals										16,023,599	(2,193,594)	7,314,266	348,680,732	XXX	124,801,470	165,668,839	35,970,259	(468,495)	0	235,945,755	XXX	XXX

(a)

Code	Description of Hedged Risk(s)

(b)

Code	Financial or Economic Impact of the Hedge at the End of the Reporting Period
0001	Economic hedge of liability products .....
0002	Economic hedge of bond portfolio .....
0003	Reduce credit exposure .....
0004	Reduce currency exposure .....

EOG:30

STATEMENT AS OF MARCH 31, 2020 OF THE VOYA RETIREMENT INSURANCE AND ANNUITY COMPANY

**SCHEDULE DB - PART B - SECTION 1**

Futures Contracts Open as of the Current Statement Date

1	2	3	4	5	6	7	8	9	10	11	12	13	14	Highly Effective Hedges			18	19	20	21	22
														15	16	17					
Ticker Symbol	Number of Contracts	Notional Amount	Description	Description of Item(s) Hedged, Used for Income Generation or Replicated	Schedule/ Exhibit Identifier	Type(s) of Risk(s) (a)	Date of Maturity or Expiration	Exchange	Trade Date	Transaction Price	Reporting Date Price	Fair Value	Book/ Adjusted Carrying Value	Cumulative Variation Margin	Deferred Variation Margin	Change in Variation Margin Gain (Loss) Used to Adjust Basis of Hedged Item	Cumulative Variation Margin for All Other Hedges	Change in Variation Margin Gain (Loss) Recognized in Current Year	Potential Exposure	Hedge Effectiveness at Inception and at Quarter-end (b)	Value of One (1) Point
UXYMO	47	4,700,000	US ULTRA 10YR NOTE JUN 20	Cash Flow Hedge-Mortgage Derivatives Products	D1	Interest Rate	06/19/2020	CME- Chicago Mercantile Exchange SNZ20JLKF8MNNCLQOF39	02/25/2020	147.2031	156.0313	34,512	0	0	0	0	14,937,179	14,937,179	166,850	0003	1,000
UXYMO	1,645	164,500,000	US ULTRA 10YR NOTE JUN 20	Cash Flow Hedge-Mortgage Derivatives Products	D1	Interest Rate	09/19/2020	CME- Chicago Mercantile Exchange SNZ20JLKF8MNNCLQOF39	02/25/2020	147.2031	156.0313	(539,766)	0	0	0	0	14,937,179	14,937,179	234,871	0003	1,000
1539999999. Subtotal - Long Futures - Hedging Other												(505,254)	0	0	0	0	14,937,179	14,937,179	401,721	XXX	XXX
1579999999. Subtotal - Long Futures												(505,254)	0	0	0	0	14,937,179	14,937,179	401,721	XXX	XXX
EDH1	315	315,000,000	EUROS 90 DAY MAR 21	Cash Flow Hedge-Mortgage Derivatives Products	D1	Interest Rate	03/16/2021	CME- Chicago Mercantile Exchange SNZ20JLKF8MNNCLQOF39	02/21/2018	97.0500	99.7150	(11,811)	0	0	0	0	(2,098,681)	(2,098,681)	449,753	0003	2,500
EDM1	315	315,000,000	EUROS 90 DAY JUN 21	Cash Flow Hedge-Mortgage Derivatives Products	D1	Interest Rate	06/15/2021	CME- Chicago Mercantile Exchange SNZ20JLKF8MNNCLQOF39	02/21/2018	97.0382	99.7100	(11,811)	0	0	0	0	(2,104,079)	(2,104,079)	449,753	0003	2,500
EDU1	315	315,000,000	EUROS 90 DAY SEP 21	Cash Flow Hedge-Mortgage Derivatives Products	D1	Interest Rate	09/15/2021	CME- Chicago Mercantile Exchange SNZ20JLKF8MNNCLQOF39	02/21/2018	97.0300	99.6950	(3,937)	0	0	0	0	(2,098,687)	(2,098,687)	449,753	0003	2,500
EDZ1	315	315,000,000	EUROS 90 DAY DEC 21	Cash Flow Hedge-Mortgage Derivatives Products	D1	Interest Rate	12/15/2021	CME- Chicago Mercantile Exchange SNZ20JLKF8MNNCLQOF39	02/21/2018	97.0100	99.6750	(3,937)	0	0	0	0	(2,098,687)	(2,098,687)	449,753	0003	2,500
EDMO	325	325,000,000	EUROS 90 DAY JUN 20	Cash Flow Hedge-Mortgage Derivatives Products	D1	Interest Rate	06/15/2020	CME- Chicago Mercantile Exchange SNZ20JLKF8MNNCLQOF39	02/21/2018	97.1050	99.4750	(28,437)	0	0	0	0	(1,925,625)	(1,925,625)	464,031	0003	2,500
EDUO	325	325,000,000	EUROS 90 DAY SEP 20	Cash Flow Hedge-Mortgage Derivatives Products	D1	Interest Rate	09/15/2020	CME- Chicago Mercantile Exchange SNZ20JLKF8MNNCLQOF39	02/21/2018	97.0900	99.6450	(20,312)	0	0	0	0	(2,075,938)	(2,075,938)	464,031	0003	2,500
EDZO	325	325,000,000	EUROS 90 DAY DEC 20	Cash Flow Hedge-Mortgage Derivatives Products	D1	Interest Rate	12/15/2020	CME- Chicago Mercantile Exchange SNZ20JLKF8MNNCLQOF39	02/21/2018	97.0600	99.6600	(12,187)	0	0	0	0	(2,112,500)	(2,112,500)	464,031	0003	2,500
TYMO	2,600	260,000,000	US 10YR NOTE JUN 20	Cash Flow Hedge-Mortgage Derivatives Products	D1	Interest Rate	06/19/2020	CME- Chicago Mercantile Exchange SNZ20JLKF8MNNCLQOF39	03/13/2020	136.3936	138.6875	365,623	0	0	0	0	(5,964,060)	(5,964,060)	371,224	0003	1,000
EDMO	13	13,000,000	EUROS 90 DAY JUN 20	Cash Flow Hedge-Mortgage Derivatives Products	D1	Interest Rate	06/15/2020	CME- Chicago Mercantile Exchange SNZ20JLKF8MNNCLQOF39	02/21/2018	97.1050	99.4750	(1,138)	0	0	0	0	(77,025)	(77,025)	6,500	0003	2,500
EDUO	13	13,000,000	EUROS 90 DAY SEP 20	Cash Flow Hedge-Mortgage Derivatives Products	D1	Interest Rate	09/15/2020	CME- Chicago Mercantile Exchange SNZ20JLKF8MNNCLQOF39	02/21/2018	97.0900	99.6450	(812)	0	0	0	0	(83,038)	(83,038)	6,500	0003	2,500
1619999999. Subtotal - Short Futures - Replication												271,241	0	0	0	0	(20,638,320)	(20,638,320)	3,575,329	XXX	XXX
1649999999. Subtotal - Short Futures												271,241	0	0	0	0	(20,638,320)	(20,638,320)	3,575,329	XXX	XXX
1679999999. Subtotal - SSAP No. 108 Adjustments												0	0	0	0	0	0	0	0	XXX	XXX
1689999999. Subtotal - Hedging Effective Excluding Variable Annuity Guarantees Under SSAP No.108												0	0	0	0	0	0	0	0	XXX	XXX
1699999999. Subtotal - Hedging Effective Variable Annuity Guarantees Under SSAP No.108												0	0	0	0	0	0	0	0	XXX	XXX
1709999999. Subtotal - Hedging Other												(505,254)	0	0	0	0	14,937,179	14,937,179	401,721	XXX	XXX
1719999999. Subtotal - Replication												271,241	0	0	0	0	(20,638,320)	(20,638,320)	3,575,329	XXX	XXX
1729999999. Subtotal - Income Generation												0	0	0	0	0	0	0	0	XXX	XXX
1739999999. Subtotal - Other												0	0	0	0	0	0	0	0	XXX	XXX
1749999999. Subtotal - Adjustments for SSAP No. 108 Derivatives												0	0	0	0	0	0	0	0	XXX	XXX
1759999999 - Totals												(234,013)	0	0	0	0	(5,701,141)	(5,701,141)	3,977,050	XXX	XXX

E07

STATEMENT AS OF MARCH 31, 2020 OF THE VOYA RETIREMENT INSURANCE AND ANNUITY COMPANY

Broker Name	Beginning Cash Balance	Cumulative Cash Change	Ending Cash Balance
Total Net Cash Deposits			

**NONE**

(a)

Code	Description of Hedged Risk(s)

(b)

Code	Financial or Economic Impact of the Hedge at the End of the Reporting Period
0003	Economic Hedge of Bond Portfolio



STATEMENT AS OF MARCH 31, 2020 OF THE VOYA RETIREMENT INSURANCE AND ANNUITY COMPANY

**SCHEDULE DB - PART D - SECTION 1**

Counterparty Exposure for Derivative Instruments Open as of Current Statement Date

1 Description of Exchange, Counterparty or Central Clearinghouse	2 Master Agreement (Y or N)	3 Credit Support Annex (Y or N)	4 Fair Value of Acceptable Collateral	Book/Adjusted Carrying Value			Fair Value			11 Potential Exposure	12 Off-Balance Sheet Exposure
				5 Contracts With Book/Adjusted Carrying Value >0	6 Contracts With Book/Adjusted Carrying Value <0	7 Exposure Net of Collateral	8 Contracts With Fair Value >0	9 Contracts With Fair Value <0	10 Exposure Net of Collateral		
<b>0199999999 - Aggregate Sum of Exchange Traded Derivatives</b>	XXX	XXX	XXX	0	0	0	400,140	(634,153)	400,140	3,977,050	3,977,050
Bank of America, N.A. .... B4TYDEB6GKMZ0031MB27	Y	Y	16,944,718	10,891,063	0	0	10,891,063	0	0	818,930	0
Barclays Bank, PLC ..... G5GSEF7V,IP5170UK5573	Y	Y	5,980,000	2,472,813	0	0	5,392,755	0	0	487,567	0
BNP Paribas ..... ROMUJWSFPUBMIPRO8K5P83	Y	Y	3,420,000	1,001,865	(200,277)	0	3,462,055	(200,277)	0	513,435	0
Citibank, N.A. .... 57QDZIWZ7FF32TWEFA76	Y	Y	39,517,317	17,124,596	(1,650,678)	0	38,250,673	0	0	4,719,987	0
CREDIT AGRICOLE CORPORATE & INVESTMENT BANK ..... 1VUV7VGFKUQ0SJJ21A208	Y	Y	500,000	10,030	0	0	421,054	0	0	71,563	0
Goldman Sachs International ..... W22LROWP21HZNB86K528	Y	Y	30,660,000	15,157,826	(1,780,763)	0	21,795,829	(105,864)	0	2,355,548	0
HSBC Bank USA, National Association ..... 11EBVN3QJCEQV1H4R804	Y	Y	80,000	38,231	(18,751)	0	38,231	(18,751)	0	0	0
JPMORGAN CHASE BANK, N.A. .... 7H6GLXDRUGQFU57RNE97	Y	Y	540,000	245,811	(40,973)	0	245,811	(40,973)	0	8,367	0
Mizuho Securities Co., Ltd. .... 54930016K0JHSVK81066	Y	Y	0	50	(866,950)	0	50	(866,950)	0	272,977	0
Morgan Stanley Capital Services LLC ..... 17331LVCZKQKX5T7XV54	Y	Y	5,509,896	4,916,091	(2,332,273)	0	4,916,091	(1,515,583)	0	42,178,906	39,252,827
Societe Generale ..... 02RNE81BXP4R0TD8PU41	Y	Y	4,060,000	687,196	(16,906)	0	4,243,551	(16,906)	166,645	401,739	0
Wells Fargo Bank, N. A. .... KB1H1DSRPFMYMCFXT09	Y	Y	9,460,000	3,589,347	(16,496)	0	8,953,464	(16,496)	0	893,414	0
<b>0299999999. Total NAIC 1 Designation</b>			116,671,931	56,134,919	(6,924,067)	0	98,610,627	(2,781,800)	166,645	52,722,433	39,252,827
Credit Suisse International ..... E58DKGMJYYJLNBC3868	Y	Y	0	0	(101,325)	0	0	(101,325)	0	171,616	70,291
<b>0399999999. Total NAIC 2 Designation</b>			0	0	(101,325)	0	0	(101,325)	0	171,616	70,291
<b>0899999999. Aggregate Sum of Central Clearinghouses (Excluding Exchange Traded)</b>			33,366,325	859,497,229	(559,926,024)	266,204,880	861,712,071	(832,638,103)	0	183,051,706	183,051,706
.....											
.....											
.....											
.....											
<b>0999999999 - Gross Totals</b>			150,038,256	915,632,148	(566,951,416)	266,204,880	960,722,838	(836,155,381)	566,785	239,922,805	226,351,874
1. Offset per SSAP No. 64				0	0						
2. Net after right of offset per SSAP No. 64				915,632,148	(566,951,416)						

STATEMENT AS OF MARCH 31, 2020 OF THE VOYA RETIREMENT INSURANCE AND ANNUITY COMPANY

**SCHEDULE DB - PART D - SECTION 2**

Collateral for Derivative Instruments Open as of Current Statement Date

Collateral Pledged by Reporting Entity

1	2	3	4	5	6	7	8	9
Exchange, Counterparty or Central Clearinghouse	Type of Asset Pledged	CUSIP Identification	Description	Fair Value	Par Value	Book/Adjusted Carrying Value	Maturity Date	Type of Margin (I, V or IV)
GOLDMAN, SACHS & CO	Treasury	F0R8UP27PHTHYVLBN30	Treasury Bond Coupon Rate: 3.5	4,697,988	3,300,000	3,268,790	02/15/2039	I
Morgan Stanley Capital Services LLC	Treasury	I7331LVCZKQKX57XV54	Treasury Bond Coupon Rate: 4.5	1,575,870	995,000	1,164,137	05/15/2038	IV
LCH/Goldman Sachs and Co.	Treasury	WAM6YERMS70XFZUJY219	Treasury Bond Coupon Rate: 4.5	17,412,177	10,994,000	12,862,839	05/15/2038	I
CME Group Inc./Morgan Stanley & Co. LLC	Treasury	LC27XYGSLJUHFXNXND88	Treasury Bond Coupon Rate: 4.5	3,795,793	2,396,653	2,804,054	05/15/2038	I
Intercontinental Exchange Holdings, Inc./Morgan Stanley & Co. LLC	Treasury	549300R41G1TWPZT5J32	Treasury Bond Coupon Rate: 4.5	37,808	23,872	27,930	05/15/2038	I
LCH/Morgan Stanley & Co. LLC	Treasury	WAM6YERMS70XFZUJY219	Treasury Bond Coupon Rate: 4.5	54,405,490	34,351,475	40,190,784	05/15/2038	I
CME Group Inc./Morgan Stanley & Co. LLC	Treasury	LC27XYGSLJUHFXNXND88	Treasury Bond Coupon Rate: 3.5	1,131,998	795,148	787,628	02/15/2039	I
Intercontinental Exchange Holdings, Inc./Morgan Stanley & Co. LLC	Treasury	549300R41G1TWPZT5J32	Treasury Bond Coupon Rate: 3.5	11,275	7,920	7,845	02/15/2039	I
LCH/Morgan Stanley & Co. LLC	Treasury	WAM6YERMS70XFZUJY219	Treasury Bond Coupon Rate: 3.5	16,225,047	11,396,932	11,289,147	02/15/2039	I
LCH/Goldman Sachs and Co.	Cash	000000-00-0	CASH	5,174,201	5,174,201	5,174,201		V
CME Group Inc./Morgan Stanley & Co. LLC	Cash	000000-00-0	CASH	54,947,108	54,947,108	54,947,108		V
Intercontinental Exchange Holdings, Inc./Morgan Stanley & Co. LLC	Cash	000000-00-0	CASH	547,307	547,307	547,307		V
LCH/Morgan Stanley & Co. LLC	Cash	000000-00-0	CASH	787,562,494	787,562,494	787,562,494		V
<b>0199999999 - Total</b>				<b>947,524,558</b>	<b>912,492,111</b>	<b>920,634,264</b>	<b>XXX</b>	<b>XXX</b>

Collateral Pledged to Reporting Entity

1	2	3	4	5	6	7	8	9
Exchange, Counterparty or Central Clearinghouse	Type of Asset Pledged	CUSIP Identification	Description	Fair Value	Par Value	Book/Adjusted Carrying Value	Maturity Date	Type of Margin (I, V or IV)
Barclays Bank, PLC	Cash	G5GSEF7VJP5170UK5573	CASH	5,980,000	5,980,000	XXX		IV
BNP Paribas	Cash	ROMUWSPUB8MPRO8K5P83	CASH	3,420,000	3,420,000	XXX		IV
Bank of America, N.A.	Cash	B4TYDEB6GKMZ0031MB27	CASH	16,944,718	16,944,718	XXX		IV
CREDIT AGRICOLE CORPORATE & INVESTMENT BANK	Cash	1VUV7VQKUCQJ21A208	CASH	500,000	500,000	XXX		IV
Citibank, N.A.	Cash	570DZVZ7FF32WIEFA76	CASH	39,517,317	39,517,317	XXX		IV
Goldman Sachs International	Cash	W22LR0WP21HZNB6K528	CASH	30,660,000	30,660,000	XXX		IV
HSBC Bank USA, National Association	Cash	11E8VNB30JCEQV1H4R804	CASH	80,000	80,000	XXX		IV
JPMORGAN CHASE BANK, N.A.	Cash	7H6GLXDRUGGFU57RNE97	CASH	540,000	540,000	XXX		IV
Morgan Stanley Capital Services LLC	Treasury	I7331LVCZKQKX57XV54	Treasury Bond Coupon Rate: 1.5	5,509,896	5,432,000	XXX	03/31/2023	IV
Societe Generale	Cash	Q2RNE81BXP4ROTDBPL41	CASH	4,060,000	4,060,000	XXX		IV
Wells Fargo Bank, N.A.	Cash	KB1H1DSPPRFMYMCLFXT09	CASH	9,460,000	9,460,000	XXX		IV
CME Group Inc./Goldman Sachs and Co.	Cash	LC27XYGSLJUHFXNXND88	CASH	51,926,909	51,926,909	XXX		V
CME Group Inc./Morgan Stanley & Co. LLC	Cash	LC27XYGSLJUHFXNXND88	CASH	212,112,057	212,112,057	XXX		V
Intercontinental Exchange Holdings, Inc./Morgan Stanley & Co. LLC	Cash	549300R41G1TWPZT5J32	CASH	130,151	130,151	XXX		V
LCH/Morgan Stanley & Co. LLC	Cash	WAM6YERMS70XFZUJY219	CASH	617,428,319	617,428,319	XXX		V
<b>0299999999 - Total</b>				<b>998,269,367</b>	<b>998,191,471</b>	<b>XXX</b>	<b>XXX</b>	<b>XXX</b>

STATEMENT AS OF MARCH 31, 2020 OF THE VOYA RETIREMENT INSURANCE AND ANNUITY COMPANY

**SCHEDULE DB - PART E**

**Derivatives Hedging Variable Annuity Guarantees as of Current Statement Date**  
 This schedule is specific for the derivatives and the hedging programs captured in SSAP No. 108

CDHS		Hedged Item								Hedging Instruments								
1	2	3	4	5	6	7	8	9	10	11	12	13	14	15	16	17	18	19
Identifier	Description	Prior Fair Value in Full Contract Cash Flows Attributed to Interest Rates	Ending Fair Value in Full Contract Cash Flows Attributed to Interest Rates	Fair Value Gain (Loss) in Full Contract Cash Flows Attributed to Interest Rates (4-3)	Fair Value Gain (Loss) in Hedged Item Attributed to Hedged Risk	Current Year Increase (Decrease) in VM-21 Liability	Current Year Increase (Decrease) in VM-21 Liability Attributed to Interest Rates	Change in the Hedged Item Attributed to Hedged Risk Percentage (6/5)	Current Year Increase (Decrease) in VM-21 Liability Attributed to Hedged Risk (8*9)	Prior Deferred Balance	Current Year Fair Value Fluctuation of the Hedge Instruments	Current Year Natural Offset to VM-21 Liability	Hedging Instruments' Current Fair Value Fluctuation Not Attributed to Hedged Risk	Hedge Gain (Loss) in Current Year Deferred Adjustment [12-(13+14)]	Current Year Prescribed Deferred Amortization	Current Year Additional Deferred Amortization	Current Year Total Deferred Amortization (16+17)	Ending Deferred Balance (11+15+18)
<b>NONE</b>																		
Total								XXX										

STATEMENT AS OF MARCH 31, 2020 OF THE VOYA RETIREMENT INSURANCE AND ANNUITY COMPANY

**SCHEDULE DL - PART 1**  
**SECURITIES LENDING COLLATERAL ASSETS**

Reinvested Collateral Assets Owned Current Statement Date

(Securities lending collateral assets reported in aggregate on Line 10 of the Assets page and not included on Schedules A, B, BA, D, DB and E)

1	2	3	4	5	6	7
CUSIP Identification	Description	Code	NAIC Designation and Administrative Symbol	Fair Value	Book/Adjusted Carrying Value	Maturity Date
0599999	Total - U.S. Government Bonds			0	0	XXX
1099999	Total - All Other Government Bonds			0	0	XXX
1799999	Total - U.S. States, Territories and Possessions Bonds			0	0	XXX
2499999	Total - U.S. Political Subdivisions Bonds			0	0	XXX
3199999	Total - U.S. Special Revenues Bonds			0	0	XXX
3899999	Total - Industrial and Miscellaneous (Unaffiliated) Bonds			0	0	XXX
4899999	Total - Hybrid Securities			0	0	XXX
5599999	Total - Parent, Subsidiaries and Affiliates Bonds			0	0	XXX
5999999	Subtotal - SVO Identified Funds			0	0	XXX
6299999	Subtotal - Unaffiliated Bank Loans			0	0	XXX
6399999	Total - Issuer Obligations			0	0	XXX
6499999	Total - Residential Mortgage-Backed Securities			0	0	XXX
6599999	Total - Commercial Mortgage-Backed Securities			0	0	XXX
6699999	Total - Other Loan-Backed and Structured Securities			0	0	XXX
6799999	Total - SVO Identified Funds			0	0	XXX
6899999	Total - Affiliated Bank Loans			0	0	XXX
6999999	Total - Unaffiliated Bank Loans			0	0	XXX
7099999	Total Bonds			0	0	XXX
7399999	Total - Preferred Stocks (Schedule D, Part 2, Section 1 type)			0	0	XXX
7999999	Total - Common Stocks (Schedule D, Part 2, Section 2 type)			0	0	XXX
8099999	Total - Preferred and Common Stocks			0	0	XXX
638730-EH-3	KNFP_10NEWYORK1.370000NATIXIS SA (NEW YORK) C - USD			4,496,844	4,525,000	02/12/2021
05253M-NB-6	ANZ_AU1AUST & NZ BANKING GROUP CPIB 1 - USD			4,919,031	4,925,000	08/28/2020
06367B-GT-0	BMO_CN_10CHICAGOBANK OF MONTREAL (CHICAGO) - USD			8,014,221	8,075,000	03/17/2021
06367B-HL-6	BMO_CN_10CHICAGOBANK OF MONTREAL (CHICAGO) - USD			4,644,795	4,675,000	03/04/2021
06370R-Y5-2	BMO_CN_10CHICAGOBANK OF MONTREAL (CHICAGO) - USD			3,572,933	3,575,000	08/06/2020
06417M-AU-9	BNS_CN_10HOUSTONBANK OF NOVA SCOTIA (HOUSTON) - USD			4,147,719	4,150,000	08/14/2020
06417M-FB-6	BNS_CN_10HOUSTONBANK OF NOVA SCOTIA (HOUSTON) - USD			1,948,817	1,951,332	08/20/2020
05586F-AK-3	BNP_FP01NEWYORKBNP PARIBAS (NEW YORK) - USD			7,862,222	7,875,000	08/07/2020
05586F-CF-2	BNP_FP01NEWYORKBNP PARIBAS NEW YORK - USD			7,086,642	7,100,000	08/14/2020
05586F-VF-1	BNP_FP01NEWYORKBNP PARIBAS NEW YORK - USD			3,404,541	3,450,000	03/05/2021
13606B-6U-5	CM_CN_10NEWYORKCANADIAN IMP BK COMM NY - USD			6,938,771	6,975,000	10/08/2020
13606C-6U-3	CM_CN_10NEWYORKCANADIAN IMP BK COMM NY - USD			3,038,093	3,075,000	02/26/2021
13606B-4H-3	CM_CN_10NEWYORKCANADIAN IMPERIAL BANK OF COMME - USD			8,222,845	8,225,000	08/07/2020
20271E-RE-1	CBA_AU01NEWYORKCOMMONWEALTH BANK OF AUSTRALIA - USD			7,069,921	7,075,000	07/09/2020
22532X-PH-5	ACA_FP_10NEWYORKCREDIT AGRICOLE CIB (NEW YORK) - USD			5,112,696	5,163,273	02/26/2021
22532X-PH-5	ACA_FP_10NEWYORKCREDIT AGRICOLE CIB (NEW YORK) - USD			8,471,763	8,575,000	02/26/2021
22532X-ML-9	ACA_FP_10NEWYORKCREDIT AGRICOLE CIB NY - USD			5,799,307	5,800,000	08/07/2020
22536U-ZB-9	BFCM_20NEWYORKCREDIT INDUST ET COMM NY - USD			8,253,814	8,350,000	02/19/2021
22549L-UH-6	SVBZK_SW_10NEWYORKCREDIT SUISSE AG (NEW YORK) - USD			7,050,829	7,077,518	08/07/2020
22549L-ZZ-1	SVBZK_SW_10NEWYORKCREDIT SUISSE AG (NEW YORK) - USD			1,899,844	1,899,844	01/29/2021
2332K4-KN-3	DNB_NO_1DNB BANK ASA - USD			8,314,624	8,375,000	02/24/2021
2332K4-KM-5	DNB_NO_1DNB BANK ASA 42D1B 1.8009% 03/0 - USD			8,230,689	8,250,000	03/09/2021
40433F-OT-9	HSBA_LN_7HSBC BANK PLC 42D1B 1.7968% 02/ - USD			7,861,660	7,900,000	02/17/2021
40433R-GX-3	HSBC_7HSBC BANK USA NA - USD			8,625,100	8,650,000	02/26/2021
46640E-JY-5	JPM_30JP MORGAN SECURITIES LLC CPIB 1 - USD			6,446,705	6,450,000	07/08/2020
53946B-FB-2	LLOYLLOYDS BANK PLC - USD			8,901,228	8,925,000	09/08/2020
53946B-EZ-0	LLOYLLOYDS BANK PLC CPIB 1.7% 08/24 - USD			1,520,710	1,525,000	08/24/2020
53946B-EU-1	LLOYLLOYDS BANK PLC CPIB 1.7995% 07 - USD			7,195,864	7,200,000	07/31/2020
60683B-YS-6	MTFG_JP_06NEWYORKMITSUBISHI UFJ TRUST AND BANKIN - USD			1,298,925	1,300,000	08/10/2020
60710A-JV-5	MIZUHO_30NEWYORKMIZUHO BANK LTD (NEW YORK) - USD			3,447,267	3,450,000	07/30/2020
60710A-K2-7	MIZUHO_30NEWYORKMIZUHO BANK LTD/NY - USD			8,498,617	8,500,000	08/05/2020
60710A-KE-1	MIZUHO_30NEWYORKMIZUHO BANK LTD/NY - USD			3,696,469	3,700,000	08/10/2020
63307N-EW-3	NA_CN_1NATIONAL BANK OF CANADA - USD			6,764,285	6,775,000	07/16/2020
638730-SZ-0	KNFP_10NEWYORKNATIXIS NY BRANCH - USD			5,736,615	5,750,000	09/04/2020
65602V-ZL-3	NORZ_JP_10NEWYORKNORINCHUKIN BANK (NY) - USD			1,121,906	1,125,000	08/27/2020
69034C-JJ-8	OCBC_SP_10VERSEA-CHINESE BANKING CORP LT - USD			1,899,360	1,900,000	08/07/2020
78014X-FJ-1	RY_CN_3ROYAL BANK OF CANADA 42D1B 1.84 - USD			3,006,989	3,050,000	03/03/2021
78012U-SX-4	RY_CN_30NEWYORKROYAL BANK OF CANADA NY - USD			8,381,952	8,500,000	02/26/2021
78012U-TB-1	RY_CN_30NEWYORKROYAL BANK OF CANADA NY - USD			8,079,883	8,200,000	02/23/2021
83050P-HY-8	SEBA_SS_10NEWYORKSKANDINAV ENSKILDA BK NY - USD			3,398,272	3,400,198	08/06/2020
83050P-JH-3	SEBA_SS_10NEWYORKSKANDINAVISKA ENSKILDA BANKEN A - USD			5,714,656	5,725,000	11/23/2020
83050P-JR-1	SEBA_SS_10NEWYORKSKANDINAVISKA ENSKILDA BANKEN A - USD			2,320,322	2,325,000	11/10/2020
83368Y-ET-0	SOCGENSOCIETE GENERALE - USD			8,183,313	8,200,000	01/22/2021
83368Y-SX-0	SOCGENNEWYORKSOCIETE GENERALE SA (NEW YORK) - USD			8,474,587	8,475,000	07/27/2020
83368Y-DN-5	SOCGENNEWYORKSOCIETE GENERALE SA (NEW YORK) - USD			2,943,053	2,950,000	02/26/2021
86565B-SY-3	SUMIBK_30NEWYORKSUMITOMO MITSUI BANK NY - USD			8,018,787	8,025,000	08/03/2020
86565B-7J-4	SUMIBK_30NEWYORKSUMITOMO MITSUI BANK NY - USD			1,398,456	1,400,000	08/25/2020
86565B-SU-1	SUMIBK_30NEWYORKSUMITOMO MITSUI BANKING CORP (N - USD			5,395,697	5,400,000	07/29/2020
86960L-AQ-3	SHBA_SS_1SVENSKA HANDELSBANKEN AB 42D1B - USD			6,363,158	6,375,000	11/10/2020
89114N-FH-0	TD_CN_20NEW YORKTORONTO-DOMINION BANK (NEW YORK) - USD			7,644,744	7,650,000	07/21/2020
89114N-GH-9	TD_CN_20NEW YORKTORONTO-DOMINION BANK (NEW YORK) - USD			6,411,219	6,425,000	02/19/2021
89236T-GP-4	TOYOTA_JPTOYOTA MOTOR CREDIT CORP - USD			7,337,356	7,425,000	10/23/2020
94988J-SY-9	WFC_2WELLS FARGO BANK NA - USD			6,761,581	6,775,000	07/15/2020
95001K-CF-9	WFC_2WELLS FARGO BANK NA - USD			1,963,043	1,970,000	07/29/2020
96130A-DX-3	WBC_AU01NEWYORKWESTPAC BANKING CORP (NEW YORK) - USD			7,504,921	7,550,000	10/28/2020
96130A-EZ-7	WBC_AU01NEWYORKWESTPAC BANKING CORP NY - USD			3,005,075	3,025,000	03/05/2021
8999999	Total - Short-Term Invested Assets (Schedule DA type)			320,342,736	321,737,321	XXX
23328A-L6-9	DZBK_GR01NEWYORKDZ BANK AG (NEW YORK) - USD			4,300,176	4,300,000	04/21/2020
23328A-L7-7	DZBK_GR01NEWYORKDZ BANK AG (NEW YORK) - USD			3,276,660	3,275,000	04/24/2020
23328A-M2-7	DZBK_GR01NEWYORKDZ BANK NY - USD			3,876,922	3,875,000	05/12/2020
51501Q-RY-9	LBBW_10NEWYORKLANDESBANK BADEN-WURTEMBERG (N - USD			6,503,432	6,500,000	04/21/2020
638730-CX-0	KNFP_10NEWYORKNATIXIS SA (NEW YORK) - USD			6,876,505	6,875,000	04/13/2020
65602V-XS-0	NORZ_JP_10NEWYORKNORINCHUKIN BANK (NEW YORK) - USD			1,275,678	1,275,000	04/17/2020
65602V-YX-8	NORZ_JP_10NEWYORKNORINCHUKIN BANK (NEW YORK) - USD			6,181,224	6,175,000	06/19/2020
65602V-YH-0	NORZ_JP_10NEWYORKNORINCHUKIN BANK NY - USD			3,528,514	3,525,000	06/18/2020
23305D-D3-6	DBSSP_1DBS BANK LTD 42D 1.7% 04/03/202 - USD			3,524,912	3,524,667	04/03/2020
05253M-MQ-4	ANZ_AU1AUST & NZ BANKING GROUP - USD			6,951,280	6,950,000	05/20/2020
06053P-4B-0	BAC_14BANK OF AMERICA NA - USD			3,720,980	3,725,000	05/08/2020
06053P-SH-6	BAC_14BANK OF AMERICA NA - USD			1,174,270	1,175,000	05/07/2020
06370R-D8-9	BMO_CN_10CHICAGOBANK OF MONTREAL (CHICAGO) - USD			7,701,453	7,700,000	06/05/2020
06417G-6H-3	BNS_CN_10HOUSTONBANK OF NOVA SCOTIA (HOUSTON) - USD			8,134,722	8,132,015	05/08/2020
06417G-7C-6	BNS_CN_10HOUSTONBANK OF NOVA SCOTIA (HOUSTON) - USD			3,924,928	3,925,000	06/12/2020
06417G-6Z-6	BNS_CN_10HOUSTONBANK OF NOVA SCOTIA HOUS. - USD			1,500,283	1,500,000	05/15/2020
13606B-Y7-5	CM_CN_10NEWYORKCANADIAN IMP BK COMM NY - USD			700,187	700,000	05/14/2020
20272A-L5-3	CBA_AU01COMMONWEALTH BK AUSTRALI - USD			5,900,355	5,899,946	06/05/2020
21684L-SG-3	RABO_NA_10NEWYORKCOOPERAT RABOBANK UA/NY - USD			4,050,645	4,050,000	04/09/2020
21684L-SJ-9	RABO_NA_10NEWYORKCOOPERATIVE RABOBANK UA (NEW Y - USD			1,300,423	1,300,000	05/06/2020
22549L-M2-8	SVBZK_SW_10NEWYORKCREDIT SUISSE NEW YORK - USD			1,498,976	1,500,000	04/30/2020
22549L-VL-6	SVBZK_SW_10NEWYORKCREDIT SUISSE NEW YORK - USD			2,097,486	2,100,577	05/22/2020
60683B-YJ-6	MTFG_JP_06NEWYORKMITSUBISHI UFJ TRSBK NY - USD			8,025,490	8,025,000	05/29/2020
60683B-XD-0	MTFG_JP_06NEWYORKMITSUBISHI UFJ TRUST AND BANKIN - USD			1,224,225	1,225,000	05/26/2020
60683B-YY-3	MTFG_JP_06NEWYORKMITSUBISHI UFJ TRUST AND BANKIN - USD			1,599,347	1,600,000	06/16/2020
60710A-GV-8	MIZUHO_30NEWYORKMIZUHO BANK LTD (NEW YORK) - USD			3,851,186	3,850,000	05/22/2020
63254G-LH-6	NAB_AUNATIONAL AUSTRALI BANK L - USD			8,147,481	8,150,000	06/25/2020
63254G-LP-8	NAB_AUNATIONAL AUSTRALI BANK L - USD			2,650,836	2,650,000	05/06/2020
63307N-DN-4	NA_CN_1NATIONAL BANK OF CANADA - USD			6,772,685	6,774,959	05/01/2020
65602V-UQ-7	NORZ_JP_10NEWYORKNORINCHUKIN BANK (NY) - USD			6,973,733	6,975,000	05/15/2020
69034C-JT-6	OCBC_SP_10VERSEA-CHINESE BANKING CORP LT - USD			600,186	600,000	05/15/2020
83050P-CR-8	SEBA_SS_10NEWYORKSKANDINAV ENSKILDA BK NY - USD			6,201,671	6,200,000	05/11/2020
86565B-4N-8	SUMIBK_30NEWYORKSUMITOMO MITSUI BANK NY - USD			1,500,387	1,500,000	05/11/2020
86565B-2T-7	SUMIBK_30NEWYORKSUMITOMO MITSUI BANKING CORP (N - USD			2,726,497	2,725,000	05/12/2020

**SCHEDULE DL - PART 1**  
**SECURITIES LENDING COLLATERAL ASSETS**

Reinvested Collateral Assets Owned Current Statement Date

(Securities lending collateral assets reported in aggregate on Line 10 of the Assets page and not included on Schedules A, B, BA, D, DB and E)

1 CUSIP Identification	2 Description	3 Code	4 NAIC Designation and Administrative Symbol	5 Fair Value	6 Book/Adjusted Carrying Value	7 Maturity Date
86564F-6B-4	SUMITR JP_4@NEWYORKSUMITOMO MITSUI TRUST BANK, LTD - USD			8,799,177	8,800,000	06/05/2020
86564F-Y8-0	SUMITR JP_4@NEWYORKSUMITOMO MITSUI TRUST BANK, LTD - USD			7,300,921	7,300,000	04/14/2020
86564F-6K-4	SUMITR JP_4@NEWYORKSUMITOMO MITSUI TRUST NY - USD			1,749,003	1,750,000	06/15/2020
86564F-6N-8	SUMITR JP_4@NEWYORKSUMITOMO MITSUI TRUST NY - USD			589,577	589,701	06/19/2020
86564F-6P-3	SUMITR JP_4@NEWYORKSUMITOMO MITSUI TRUST NY - USD			1,074,208	1,075,000	06/18/2020
86959R-AG-5	SHBA_SS_1@NEWYORKSVENSKA HANDELSBANKEN AB - USD			7,999,042	8,000,000	06/24/2020
86959R-CN-8	SHBA_SS_1@NEWYORKSVENSKA HANDELSBANKEN NY - USD			5,625,624	5,625,000	04/06/2020
89114N-2Z-7	TD_CN_2@NEW YORKTORONTO DOMINION BANK NY - USD			5,475,697	5,475,000	04/16/2020
9612C4-F2-2	WBC_AUWSTPAC BANKING CORP 4201B 2.57 - USD			8,001,143	8,000,000	05/29/2020
202352-31-7	SAREPOCITI A (T Bills, Notes, Bonds & - USD			172,954,838	172,954,838	04/01/2020
202352-31-0	DAIWAREPODAIWA A (T Bills, Notes, Bonds - USD			41,876,610	41,876,610	04/01/2020
202352-31-3	JPMREPOJP A (T Bills, Notes, Bonds & S - USD			19,338,371	19,338,371	04/01/2020
147250-66-9	MERREPOMERILL IG (BBB Corps) - USD			10,170,000	10,170,000	05/05/2020
202352-31-6	NOMURAREPONMURA A (T Bills, Notes, Bonds - USD			15,605,581	15,605,581	04/01/2020
9199999	Total - Cash Equivalents (Schedule E Part 2 type)			444,845,527	444,827,266	XXX
9999999	Totals			765,188,263	766,564,588	XXX

General Interrogatories:

- Total activity for the year Fair Value \$ .....124,314,291 Book/Adjusted Carrying Value \$ .....125,733,928
- Average balance for the year Fair Value \$ .....778,219,842 Book/Adjusted Carrying Value \$ .....778,576,474
- Reinvested securities lending collateral assets book/adjusted carrying value included in this schedule by NAIC designation:  
 NAIC 1 \$ .....766,564,588 NAIC 2 \$ .....0 NAIC 3 \$ .....0 NAIC 4 \$ .....0 NAIC 5 \$ .....0 NAIC 6 \$ .....0

**SCHEDULE DL - PART 2  
SECURITIES LENDING COLLATERAL ASSETS**

Reinvested Collateral Assets Owned Current Statement Date

(Securities lending collateral assets included on Schedules A, B, BA, D, DB and E and not reported in aggregate on Line 10 of the Assets page)

1	2	3	4	5	6	7
CUSIP Identification	Description	Code	NAIC Designation and Administrative Symbol	Fair Value	Book/Adjusted Carrying Value	Maturity Date
NONE						
9999999 - Totals						XXX

General Interrogatories:

- |    |                              |                     |                                       |
|----|------------------------------|---------------------|---------------------------------------|
| 1. | Total activity for the year  | Fair Value \$ ..... | Book/Adjusted Carrying Value \$ ..... |
| 2. | Average balance for the year | Fair Value \$ ..... | Book/Adjusted Carrying Value \$ ..... |

STATEMENT AS OF MARCH 31, 2020 OF THE VOYA RETIREMENT INSURANCE AND ANNUITY COMPANY

**SCHEDULE E - PART 1 - CASH**

Month End Depository Balances

1 Depository	2 Code	3 Rate of Interest	4 Amount of Interest Received During Current Quarter	5 Amount of Interest Accrued at Current Statement Date	Book Balance at End of Each Month During Current Quarter			9 *
					6 First Month	7 Second Month	8 Third Month	
Bank of America, N.A. Charlotte, NC		0.000	0	0	10,685,454	10,033,687	11,092,686	.XXX.
Citibank, N.A. Sioux Falls, SD		0.010	1,611	0	741,495	1,189,337	0	.XXX.
JPMorgan Chase Bank, N.A. Columbus, OH		0.000	0	0	7,677,834	(286,902,272)	68,893,936	.XXX.
PNC Bank, N.A. Wilmington, DE		0.000	0	0	88,609,388	27,684,460	316,745,494	.XXX.
The Bank of New York Mellon New York, NY		0.010	15,500	0	28,195,388	28,435,418	28,193,389	.XXX.
Wells Fargo Bank, N.A. Sioux Falls, SD		0.000	0	0	14,824,541	5,304,702	6,254,537	.XXX.
0199998. Deposits in ... 1 depositories that do not exceed the allowable limit in any one depository (See instructions) - Open Depositories	XXX	XXX	84	0	1,037	995	929	.XXX.
0199999. Totals - Open Depositories	XXX	XXX	17,195	0	150,735,137	(214,253,672)	431,180,971	.XXX.
0299998. Deposits in ... 0 depositories that do not exceed the allowable limit in any one depository (See instructions) - Suspended Depositories	XXX	XXX	0	0	0	0	0	.XXX.
0299999. Totals - Suspended Depositories	XXX	XXX	0	0	0	0	0	.XXX.
0399999. Total Cash on Deposit	XXX	XXX	17,195	0	150,735,137	(214,253,672)	431,180,971	.XXX.
0499999. Cash in Company's Office	XXX	XXX	XXX	XXX	0	0	0	.XXX.
0599999. Total - Cash	XXX	XXX	17,195	0	150,735,137	(214,253,672)	431,180,971	.XXX.

**SCHEDULE E - PART 2 - CASH EQUIVALENTS**

Show Investments Owned End of Current Quarter

1 CUSIP	2 Description	3 Code	4 Date Acquired	5 Rate of Interest	6 Maturity Date	7 Book/Adjusted Carrying Value	8 Amount of Interest Due and Accrued	9 Amount Received During Year
<b>NONE</b>								
8899999 - Total Cash Equivalents								