

ALABAMA

BASEBALL

34 JACOB MCNAIRY

48 LANDON GREEN

40 BROCK GUFFEY

18 DREW WILLIAMSON

**A 2022
MEDIA GUIDE**

MEDIA INFORMATION

MEDIA CREDENTIALS

Credentials are required for access to the press box for all University of Alabama home baseball games. All credential requests must be made at least 24 hours in advance, to Alex Thompson in the Alabama Athletics Communications Office. Credentials may be picked up at the Will Call window (located at Gate 3, adjacent to Bryant Drive and behind home plate) 90 minutes prior to first pitch. Lot B behind the scoreboard in left field and next to the Law School parking lot is the designated lot for media parking. Media members are welcome to park anywhere around The Joe on regular game days but are encouraged to use Lot B when baseball games overlap with other campus events.

INTERVIEWS

Alabama head coach Brad Bohannon and student-athletes are available for interviews in-person or, with prior arrangement, by telephone. Alabama practices will be at Sewell-Thomas Stadium. Practices are open to members of the media on selected days, with Bohannon and student-athletes available prior to the start of practice, depending upon class schedules, travel or other plans. Media wishing to attend practice or arrange an interview with a student-athlete should contact Alex Thompson in the Alabama Athletics Communications Office 48 hours in advance. On game days, only postgame interviews are allowed.

GAME SERVICES

Complete team and individual statistics (box score), quotes and a running play-by-play are provided to the media who cover the Crimson Tide at Sewell-Thomas Stadium. Copies of stats, game notes and roster sheets are available in the press box upon request. Postgame interviews with Alabama head coach Brad Bohannon and Alabama student-athletes will take place in the media room located on the first base side following a 10-minute cooling off period upon the conclusion of the games. Ample ethernet outlets and wireless internet access is available inside the press box and field level media room for media.

RADIO BROADCASTS

Visiting teams wishing to broadcast games from Sewell-Thomas Stadium are provided access to one phone line. The calls are charged to the visiting radio network. Should an additional line be required, broadcasters must arrange their own hookup through The University of Alabama Telecommunications Office at (205) 348-6300. Visiting radio broadcasters must call in advance or have their media relations office notify Alabama that they will be broadcasting the game and will require credentials.

INTERNET

Information about University of Alabama Athletics can be found on the internet at RollTide.com. Information on the site includes rosters, schedules, results, stats, box scores and biographical information. In addition, members of the media can access helpful information on covering the Tide. From the website, Tide fans also can find a link to listen to Alabama games live via the internet and follow home game action via live stats. Wireless internet is available throughout Sewell-Thomas Stadium.

SOCIAL MEDIA

News, videos, features and other content on the Alabama baseball team can be found on Twitter and Instagram by searching for AlabamaBSB or on Facebook by searching for Alabama Baseball.

UA VIDEO FEEDS/TELEVISION

The University of Alabama, through Crimson Tide Productions (CTP), offers an FTP site that provides up-to-date interviews with coaches and athletes, taped video highlights and narrated tape packages from September through May. On occasion, the baseball team is featured in this package. Please call the Athletics Communications Office for more details at (205) 348-6084. During the spring, the baseball team's progress will be covered on "Crimson Tide This Week," a 30-minute weekly regional sports show.

SEC VIDEO FEEDS/TELEVISION

Links to download footage for broadcast television use only will be emailed when footage is made available. Throughout the season, video features on the baseball team will be available on RollTide.com. For questions, please contact Christopher England by e-mail at cengland@ia.ua.edu.

RADIO NETWORK

Alabama baseball can be heard on the radio by tuning into one of the 30-plus stations state-wide that are part of the Crimson Tide Sports Network (CTSN). Chris Stewart will provide play-by-play with Roger Hoover adding the color commentary for all Tide baseball games in 2022.

ATHLETICS COMMUNICATIONS OFFICE

The UA Athletics Communications Office is located on the ground level of Coleman Coliseum.
Phone: (205) 348-6084
Fax: (205) 348-8841

COMMUNICATIONS STAFF

Jessica Paré, Deputy A.D., External
Josh Maxson, Assistant A.D. for Communications
Aaron Jordan, Director of Communications
Alex Thompson, Associate Director of Communications
Roots Woodruff, Associate Director of Communications
Cami Moore, Assistant Director of Communications
Nathan Sheehan, Assistant Director of Communications
Stephanie Withey, Assistant Director of Communications

Alex Thompson (Baseball Contact)

Office: (205) 348-6084
e-mail: athompson@ia.ua.edu

Mailing Address

Alabama Athletics Communications
P.O. Box 870391
Tuscaloosa, AL 35487

Overnight Shipping

Alabama Athletics Communications
1201 Coliseum Drive
Coleman Room 170
Tuscaloosa, AL 35487

TABLE OF CONTENTS

INSIDE

Media Information	1
Quick Facts/Roster Breakdown	2
2022 Baseball Schedule	3

UNIVERSITY

The Board of Trustees	4
The University of Alabama	5-11
University President Dr. Stuart R. Bell	7
Director of Athletics Greg Byrne	12
Athletics Administration	13

THIS IS ALABAMA

Academic Excellence	14-15
Sewell-Thomas Stadium	16-17

COACHES AND STAFF

Brad Bohannon	18-19
Jason Jackson	20
Hunter Morris	21
Matt Reid	22
Jack Hoehl	23
Sean Stryker	23
Brett Price	23
Support Staff	24

THE TEAM

2022 Roster	25
Player Profiles	26-33
Newcomer Profiles	34-41
Career Statistics	42-44

2021 YEAR IN REVIEW

Review	45-49
Statistics and Results	50-55
SEC Standings/Statistics	56-57

RECORDS

Miscellaneous Records	58-59
Class/Position Single Season Records	60
Team Records	61-62
Individual Records	63-64
Single Season Statistical Leaders	65-67
Career Statistical Leaders	68-70
Team Season Leaders	71
Year-by-Year Statistical Leaders	72-77

AWARDS AND HONORS

All-Americans	78-79
Individual Award Winners	80-88
Honors and Awards	89-92

POSTSEASON

College World Series	93
NCAA Regionals	94
SEC Tournament	95-98
2022 SEC Tournament	99

RESULTS

All-Time Coaching Records	100
Year-by-Year Coaching Records	101-102
All-Time Series Records	103-104
Year-by-Year Results	105-120

HISTORY

All-Time Letterman	121-123
--------------------------	---------

THE MAJOR LEAGUES

MLB Players	124
MLB Draft	125

RADIO/TV INFORMATION

On the Radio	126
2022 Opponent Info	127
Radio/TV Roster	128

CREDITS

The 2022 University of Alabama Baseball Media Guide was produced by the staff of the UA Athletics Communications Office. The publication was written and edited by Alex Thompson, Jesse Kelley and Sophia Perez with editorial help from Nathan Sheehan. Photography was provided by UA Athletics Director of Photography Kent Gidley along with his staff of Rodger Champion, Jeff Hanson and Robert Sutton. Special thanks to the Crimson Tide coaching staff, Brent Hollingsworth and Callie Andro for the cover design and the staff of the SEC office. Copyright 2022 by the Board of Trustees of The University of Alabama. "Roll Tide," "Crimson Tide," "Bama" and the primary and secondary logos are registered trademarks of The University of Alabama.

QUICK FACTS

UNIVERSITY FACTS

Founded.....	1831
Location.....	Tuscaloosa, Ala.
Enrollment.....	38,320
Nickname.....	Crimson Tide
Colors.....	Crimson and White
President.....	Dr. Stuart Bell
Director of Athletics.....	Greg Byrne
Team Administrator.....	Chris Besanceney
Faculty Athletics Rep.....	Dr. James King
Conference.....	Southeastern
Facility.....	Sewell-Thomas Stadium
Capacity.....	5,867+

TEAM FACTS

2021 Record.....	32-26
2021 SEC Record/Finish.....	12-17 (5th West/10th Overall)
2021 Postseason.....	NCAA Ruston Regional (1-2)
2021 Final Rankings.....	N/A
Letterwinners Returning/Lost.....	18/11
Starting Position Players Returning/Lost.....	6/3
Pitchers Returning/Lost.....	9/7
Redshirts/Newcomers.....	24

HISTORY

First Year.....	1892
All-Time Record.....	2,689-1,683-25 (.614)
All-Time SEC Record.....	976-860-5 (.532)
All-Time Home Record.....	1,805-806-14 (.690)
NCAA Appearances.....	25
(1947-48, '50, '55, '68, '83, '86, '91, '95-2000, '02-03, '05-06, '08-11, '13, '14, '21)	

COACHING STAFF

Head Coach.....	Brad Bohannon (fifth year)
Record at Alabama (Years).....	105-82 (4)
Career Record (Years).....	105-82 (4)
Alma Mater, Year.....	Berry College, 1998

Assistant Coach.....	Jason Jackson (fifth year)
Alma Mater, Year.....	Florida State, 2000
Email.....	jjackson@ia.ua.edu

Assistant Coach.....	Hunter Morris (first year)
Alma Mater, Year.....	Auburn, 2017
Email.....	hmmorris@ia.ua.edu

Assistant Coach.....	Matt Reid (first year)
Alma Mater, Year.....	Kentucky, 2014
Email.....	mreida@ia.ua.edu

Dir. of Baseball Ops.....	Jack Hoehl (fifth year)
Alma Mater, Year.....	Auburn, 2012
Email.....	jhoehl@ia.ua.edu

Baseball Office Phone.....	(205) 348-4029
----------------------------	----------------

2022 ALABAMA BASEBALL ROSTER BREAKDOWN

STARTERS RETURNING (6)

NO.	NAME	POS.	B-T	HT.	CL.	CAREER STATS
7	Caden Rose	OF/INF	R-R	5-10	So.	.190 (26-137), 7 2B, 1 3B, 4 HR, 19 RBI, 23 R, 13 BB, 2 SB
10	Jim Jarvis	INF	L-R	5-10	Jr.	.237 (41-173), 6 2B, 3 3B, 17 RBI, 29 R, 26 BB, 5 SB
11	William Hamiter	OF	L-R	5-11	Jr.	.271 (55-203), 11 2B, 1 3B, 4 HR, 34 RBI, 35 R, 22 BB, 1 SB
16	Owen Diodati	OF	L-R	6-2	Jr.	.230 (46-200), 3 2B, 1 3B, 11 HR, 40 RBI, 30 R, 19 BB, 1 SB
18	Drew Williamson	INF	L-R	6-4	Sr.	.255 (42-165), 12 2B, 4 HR, 21 RBI, 33 R, 26 BB, 3 SB
44	Zane Denton	INF	S-R	6-0	Jr.	.308 (68-221), 10 2B, 10 HR, 40 RBI, 40 R, 35 BB, 2 SB

PITCHERS RETURNING (9)

NO.	NAME	POS.	B-T	HT.	CL.	CAREER STATS
4	Connor Prielipp	LHP	L-L	6-2	Jr.	1-1 (3 G/3 GS), 3.86 ERA (3 ER/7.0 IP), 12 K, .276 BAA
14	Antoine Jean	LHP	R-L	6-1	Jr.	2-1 (7 G/6 GS), 3.76 ERA (11 ER/26.1 IP), 24 K, .232 BAA
26	Grayson Hitt	LHP	R-L	6-3	So.	2-3 (11 G/3 GS), 10.80 ERA (22 ER/18.1 IP), 16 K, .306 BAA
28	Eli Giles	RHP	R-R	5-10	So.	0-1 (10 G), 9.69 ERA (14 ER/13.0 IP), 16 K, .439 BAA
34	Jacob McNairy	RHP	R-R	6-2	Sr.	1-1 (15 G/3 GS), 5.59 ERA (23 ER/37.0 IP), 27 K, .302 BAA
35	Jake Eddington	RHP	R-R	6-2	So.	1-0 (14 G/1 GS), 7.29 ERA (17 ER/21.0 IP), 25 K, .352 BAA
37	Hunter Ruth	RHP	R-R	6-2	R-Sr.	0-0, 1 SV (9 G), 5.87 ERA (10 ER/15.1 IP), 14 K, .311 BAA
40	Brock Guffey	LHP	S-L	6-1	R-Sr.	0-1, 2 SV (11 G), 5.65 ERA (9 ER/14.1 IP), 16 K, .281 BAA
48	Landon Green	RHP	R-R	6-1	R-Jr.	3-2, 2 SV (19 G/1 GS), 5.12 ERA (18 ER/31.2 IP), 39 K, .193 BAA

OTHER RETURNERS (3)

NO.	NAME	POS.	B-T	HT.	CL.	CAREER STATS
13	Bryce Eblin	INF	L-R	5-11	So.	16 G/10 GS, .342 (13-38), 5 2B, 8 RBI, 9 R, 7 BB 0-0 (2 G), 20.25 ERA (3 ER/1.1 IP), 1 K, .400 BAA
21	Andrew Pinckney	OF	R-R	6-3	R-So.	45 G/24 GS, .245 (25-102), 6 2B, 1 HR, 11 RBI, 16 R, 3 BB, 2 SB
25	Davis Heller	INF	R-R	6-8	Jr.	15 G/5 GS, .222 (6-27), 6 R, 6 BB

NEWCOMERS (24)

NO.	NAME	POS.	B-T	HT.	CL.	HOMETOWN (PREVIOUS SCHOOL)
1	Will Hodo	INF/OF	L-R	6-3	Fr.	Waynesboro, Miss. (Wayne Academy)
2	Jimmy Thies	INF	R-R	6-3	Fr.	Fort Lauderdale, Fla. (St. Thomas Aquinas)
3	Dominic Tamez	C	R-R	5-10	Jr.	San Antonio, Texas (McLennan C.C./Arkansas/Lady Bird Johnson)
5	Graham Crawford	C	S-R	5-11	Jr.	Hattiesburg, Miss. (Pearl River C.C./Sumrall)
8	Kade Woods	RHP	R-R	6-3	Fr.	Monroe, La. (Ouachita Christian)
9	Nathan Shelton	LHP	L-L	6-1	Fr.	Tuscaloosa, Ala. (American Christian Academy)
12	Hunter Furtado	LHP	R-L	6-4	So.	Lake Worth, Fla. (Wake Forest/The King's Academy)
17	Hunter Sute	C	L-R	5-11	Fr.	Tuscaloosa, Ala. (American Christian Academy)
19	Trace Moore	LHP	L-L	6-0	Jr.	Miramar, Fla. (Palm Beach State C.C./Broward College/Nova)
20	Tommy Seidl	OF	R-R	6-1	Sr.	Wellesley, Mass. (Harvard/St. Sebastian's School)
22	Camden Hayslip	OF	L-L	6-2	Fr.	Lebanon, Tenn. (Friendship Christian)
23	Brandon Clarke	LHP	L-L	6-4	Fr.	Ashburn, Va. (Independence)
24	Eric Foggo	INF	R-R	6-5	Fr.	Hilton Head, S.C. (Stetson/Hilton Head)
27	Ben Hess	RHP	R-R	6-5	Fr.	Charleston, Ill. (Charleston)
29	Brayden Gainey	RHP	R-R	6-0	Jr.	Panama City, Fla. (Gulf Coast S.C./A. Crawford Mosley)
30	Jake Leger	LHP	L-L	5-10	Jr.	Lexington, Neb. (Iowa Western C.C./Lexington)
31	Will Portera	C/INF	S-R	5-10	R-Fr.	Memphis, Tenn. (Memphis University School)
32	Braylon Myers	RHP	L-R	6-2	Fr.	Bessemer, Ala. (Oak Grove)
33	Luke Holman	RHP	R-R	6-4	Fr.	Sinking Spring, Pa. (Wilson)
36	Hagan Banks	RHP	R-R	6-4	Fr.	Plainville, Ga. (Calhoun)
38	Dylan Ray	RHP	R-R	6-3	R-Fr.	New Market, Ala. (Bob Jones)
39	Garrett McMillan	RHP/INF	L-R	6-4	Jr.	Tuscaloosa, Ala. (Shelton State C.C./Hillcrest)
41	Connor Ball	LHP	L-L	6-0	Fr.	Sterrett, Ala. (Chelsea)
88	Hunter Hoopes	RHP	R-R	6-1	Sr.	Fairfax, Va. (John A. Logan C.C./UNC Asheville/W.T. Woodson)

PLAYERS LOST (14)

NO.	NAME	POS.	CAREER STATS
1	Jackson Tate	OF	50 G/32 GS, .290 (38-131), 7 2B, 1 3B, 9 HR, 28 RBI, 26 R, 8 BB, 4 SB
5	Tyler Ras	RHP	8-8 (37 G/28 GS), 4.87 ERA (73 ER/135.0 IP), 92 K, .281 BAA 27 G/10 GS, .233 (14-60), 4 2B, 2 HR, 7 RBI, 7 R, 3 BB, 1 SB
8	Peyton Wilson	UTL	70 G/65 GS, .295 (82-278), 16 2B, 1 3B, 9 HR, 39 RBI, 58 R, 26 BB, 11 SB
9	Brayden Rowe	RHP	0-0 (1 G), 27.00 ERA (1 ER/0.1 IP), 1 K, .000 BAA
12	Johnny Hawk	C	37 G/17 GS, .197 (13-66), 2 2B, 3 HR, 10 RBI, 14 R, 14 BB
19	Sam Praytor	C	126 G/122 GS, .285 (125-483), 19 2B, 25 HR, 85 RBI, 78 R, 63 BB, 3 SB
20	Logan Morris	RHP	Did not play
22	T.J. Reeves	OF	90 G/76 GS, .246 (69-281), 11 2B, 12 HR, 39 RBI, 61 R, 45 BB, 12 SB
24	Grant Knipp	C	Did not play
25	Dylan Smith	RHP	3-8 (33 G/17 GS), 4.30 ERA (58 ER/121.1 IP), 131 K, .268 BAA
27	Chase Lee	RHP	9-0, 9 SV (49 G), 1.87 ERA (17 ER/82.0 IP), 94 K, .205 BAA
29	Connor Shamblin	RHP	7-4, 1 SV (33 G/14 GS), 4.96 ERA (49 ER/89.0 IP), 90 K, .253 BAA
30	William Freeman	RHP	4-3, 1 SV (39 G/12 GS), 3.29 ERA (33 ER/90.1 IP), 67 K, .234 BAA
32	Will Patota	OF	22 G/4 GS, .179 (5-28), 2 2B, 1 HR, 7 RBI, 3 R, 3 BB

2022 ALABAMA BASEBALL SCHEDULE

DAY	DATE	OPPONENT	TV	LOCATION	TIME (CT)
Friday	Feb. 18	Xavier	SEC Network+	Tuscaloosa, Ala.	3 p.m.
Saturday	Feb. 19	Xavier	SEC Network+	Tuscaloosa, Ala.	2 p.m.
Sunday	Feb. 20	Xavier	SEC Network+	Tuscaloosa, Ala.	1 p.m.
Tuesday	Feb. 22	Jacksonville State	SEC Network+	Tuscaloosa, Ala.	3 p.m.
Wednesday	Feb. 23	Alabama State	SEC Network+	Tuscaloosa, Ala.	3 p.m.
Friday	Feb. 25	at Texas		Austin, Texas	7 p.m.
Saturday	Feb. 26	at Texas		Austin, Texas	1:30 p.m.
Sunday	Feb. 27	at Texas		Austin, Texas	2:30 p.m.
Tuesday	March 1	UT-Martin	SEC Network+	Tuscaloosa, Ala.	3 p.m.
Wednesday	March 2	Troy	SEC Network+	Tuscaloosa, Ala.	3 p.m.
Friday	March 4	Murray State	SEC Network+	Tuscaloosa, Ala.	3 p.m.
Saturday	March 5	Murray State	SEC Network+	Tuscaloosa, Ala.	2 p.m.
Sunday	March 6	Murray State	SEC Network+	Tuscaloosa, Ala.	1 p.m.
Tuesday	March 8	Middle Tennessee	SEC Network+	Tuscaloosa, Ala.	3 p.m.
Wednesday	March 9	North Alabama	SEC Network+	Tuscaloosa, Ala.	3 p.m.
Friday	March 11	Binghamton	SEC Network+	Tuscaloosa, Ala.	6 p.m.
Saturday	March 12	Binghamton	SEC Network+	Tuscaloosa, Ala.	2 p.m.
Sunday	March 13	Binghamton	SEC Network+	Tuscaloosa, Ala.	1 p.m.
Tuesday	March 15	at Southern Miss		Hattiesburg, Miss.	6 p.m.
Friday	March 18	Florida*	SEC Network+	Tuscaloosa, Ala.	6 p.m.
Saturday	March 19	Florida*	SEC Network+	Tuscaloosa, Ala.	6 p.m.
Sunday	March 20	Florida*	SEC Network+	Tuscaloosa, Ala.	1 p.m.
Tuesday	March 22	at UAB (1)		Birmingham, Ala.	6 p.m.
Friday	March 25	at Mississippi State*	SEC Network+	Starkville, Miss.	6 p.m.
Saturday	March 26	at Mississippi State*	SEC Network+	Starkville, Miss.	2 p.m.
Sunday	March 27	at Mississippi State*	SEC Network	Starkville, Miss.	2 p.m.
Tuesday	March 29	South Alabama	SEC Network+	Tuscaloosa, Ala.	6 p.m.
Friday	April 1	Texas A&M*	SEC Network+	Tuscaloosa, Ala.	6 p.m.
Saturday	April 2	Texas A&M*	SEC Network	Tuscaloosa, Ala.	4 p.m.
Sunday	April 3	Texas A&M*	SEC Network+	Tuscaloosa, Ala.	1 p.m.
Tuesday	April 5	Samford	SEC Network+	Tuscaloosa, Ala.	6 p.m.
Friday	April 8	at Ole Miss*	SEC Network+	Oxford, Miss.	6:30 p.m.
Saturday	April 9	at Ole Miss*	SEC Network+	Oxford, Miss.	2 p.m.
Sunday	April 10	at Ole Miss*	SEC Network	Oxford, Miss.	2 p.m.
Tuesday	April 12	Belmont	SEC Network+	Tuscaloosa, Ala.	3 p.m.
Friday	April 15	at Tennessee*	SEC Network+	Knoxville, Tenn.	5:30 p.m.
Saturday	April 16	at Tennessee*	SEC Network+	Knoxville, Tenn.	5 p.m.
Sunday	April 17	at Tennessee*	SEC Network+	Knoxville, Tenn.	12 p.m.
Tuesday	April 19	UAB	SEC Network+	Tuscaloosa, Ala.	6 p.m.
Friday	April 22	Georgia*	SEC Network+	Tuscaloosa, Ala.	6 p.m.
Saturday	April 23	Georgia*	SEC Network+	Tuscaloosa, Ala.	2 p.m.
Sunday	April 24	Georgia*	ESPN2	Tuscaloosa, Ala.	1 p.m.
Tuesday	April 26	at Samford		Birmingham, Ala.	6 p.m.
Thursday	April 28	at South Carolina*	SEC Network	Columbia, S.C.	6 p.m.
Friday	April 29	at South Carolina*	SEC Network+	Columbia, S.C.	6 p.m.
Saturday	April 30	at South Carolina*	SEC Network	Columbia, S.C.	11 a.m.
Friday	May 6	LSU*	SEC Network+	Tuscaloosa, Ala.	6 p.m.
Saturday	May 7	LSU*	SEC Network	Tuscaloosa, Ala.	7:30 p.m.
Sunday	May 8	LSU*	SEC Network+	Tuscaloosa, Ala.	1 p.m.
Tuesday	May 10	at Jacksonville State		Jacksonville, Ala.	6 p.m.
Friday	May 13	at Auburn*	SEC Network	Auburn, Ala.	7:30 p.m.
Saturday	May 14	at Auburn*	SEC Network+	Auburn, Ala.	2 p.m.
Sunday	May 15	at Auburn*	SEC Network	Auburn, Ala.	3 p.m.
Thursday	May 19	Arkansas*	SEC Network+	Tuscaloosa, Ala.	6 p.m.
Friday	May 20	Arkansas*	SEC Network+	Tuscaloosa, Ala.	6 p.m.
Saturday	May 21	Arkansas*	SEC Network+	Tuscaloosa, Ala.	1 p.m.
Tues.-Sun.	May 24-29	SEC Tournament (2)	SEC Network/ESPN2	Hoover, Ala.	

All times are listed in Central

* - Southeastern Conference game

BOLD - Home games

(1) - Regions Field (Birmingham, Ala.)

(2) - SEC Baseball Tournament - Hoover Metropolitan Stadium (Hoover, Ala.)



Finis E. St. John IV
CHANCELLOR



W. Stancil Starnes
6TH CONGRESSIONAL DISTRICT,
PRESIDENT PRO TEMPORE

With more than 70,000 students, 40,000 employees, and an economic impact exceeding \$10 billion annually, the University of Alabama System is Alabama's largest higher education enterprise, comprised of three of the most dynamic research universities in the South and a world-class medical center. A major driver for economic, intellectual and cultural growth, the UA System is governed by The Board of Trustees, whose members ensure the effective leadership, management, and oversight of our campuses, hospitals and clinics.



Mike Brock
2ND CONGRESSIONAL DISTRICT



Karen Brooks
7TH CONGRESSIONAL DISTRICT



John England Jr.
7TH CONGRESSIONAL DISTRICT



Ronald Gray
5TH CONGRESSIONAL DISTRICT



Barbara Humphrey
7TH CONGRESSIONAL DISTRICT



Vanessa Leonard
6TH CONGRESSIONAL DISTRICT



W. Davis Malone III
2ND CONGRESSIONAL DISTRICT



Evelyn VanSant Mauldin
4TH CONGRESSIONAL DISTRICT



Harris Morrisette
1ST CONGRESSIONAL DISTRICT



Scott Phelps
4TH CONGRESSIONAL DISTRICT



William Sexton
5TH CONGRESSIONAL DISTRICT



Marietta Urquhart
1ST CONGRESSIONAL DISTRICT



Kenneth Vandervoort M.D.
3RD CONGRESSIONAL DISTRICT



James Wilson III
3RD CONGRESSIONAL DISTRICT



Kay Ivey
GOVERNOR, STATE OF ALABAMA,
PRESIDENT EX-OFFICIO



DENNY CHIMES

WHERE LEGENDS ARE MADE



THE UNIVERSITY OF ALABAMA®

UA.EDU | #WHERELEGENDSAREMADE



PRESIDENT DR. STUART R. BELL

Dr. Stuart R. Bell became the 29th president of The University of Alabama on June 18, 2015. Currently in his seventh year of leading the University, Dr. Bell previously served the Capstone for 16 years as a faculty member and then department head of mechanical engineering.

Under his leadership, the University developed and implemented a strategic plan, Advancing the Flagship, which promotes institutional progress with scholarship and teaching, research and creative activity, inclusion and diversity and the recruitment and retention of highly qualified faculty and staff. Since the plan's launch, UA has seen an increase in both student retention and graduation rates; has increased faculty headcount to support the University's instruction, research and service goals; has witnessed the growth of sponsored program awards crucial to direct learning and experience opportunities for students; and has benefited from three consecutive historic fundraising years. New interdisciplinary research centers have also been established and join many other programs on campus focused on solving critical, real-world challenges.

Prior to becoming UA's president, Dr. Bell was executive vice president and provost at Louisiana State University and served as both the chief academic officer and the chief operating officer. Before his time at LSU, Dr. Bell served the University of Kansas as dean of the School of Engineering.

With research concentrations in combustion engines, Dr. Bell has expertise in fuels for engines, innovative engine designs and modeling of engine and engine processes. He founded and directed UA's Center for Advanced Vehicle Technologies, an interdisciplinary research center producing new generations of engineers and scientists. Dr. Bell was also inducted as an Engineering Department Fellow by UA's department of mechanical engineering. He was awarded the Society of Automotive Engineer's Ralph Teetor Award for Outstanding Contributions to Research and Teaching and the T. Morris Hackney Faculty Leadership Award for the College of Engineering.

Dr. Bell was also honored with the Richard S. Woodbury Award from the American Society of Mechanical Engineers, was selected as a recipient of the Dwight Look College of Engineering Outstanding Alumni Award from Texas A&M University and was elected to the Academy of Distinguished Alumni in Mechanical Engineering at his alma mater. He also recently joined the 2021-2022 SEC Executive Committee

An Abilene, Texas native, Dr. Bell earned a degree in nuclear engineering from Texas A&M in 1979. He earned his master's and doctoral degrees in mechanical engineering from the same university in 1981 and 1986, respectively.

It was also at Texas A&M that Dr. Bell met his wife, Susan. They are the proud parents of three adult children, Stuart, Stacy and Stephen and three delightful granddaughters and a grandson. Both of Dr. Bell's sons followed in his footsteps and are engineers. His daughter Stacy is a UA alumna.



ON CAMPUS

NOT ALL LEGENDS WEAR HELMETS

The University of Alabama knows a thing or two about legends.

Legends have been made in our academic halls, on our athletic fields and courts, and through our endeavors to shape a better world through our teaching, research and service.

UA legends earn prestigious honors, such as Pulitzer Prizes, Emmy Awards, Heisman Trophies and Medals of Honor. They wear names like inventor, entrepreneur, best-selling author, pioneer, CEO, founder and national champion.

Here are just a few of our legends:

Best-selling authors: Harper Lee, "To Kill a Mockingbird"; Winston Groom, "Forrest Gump"; Kathryn Stockett, "The Help"; Mark Childress, "Crazy in Alabama"; and T.S. Stribling, "The Store."

CEO/Chairman of the Board/Executive Chairman/President/Senior Vice President/COO/Senior Director: Marillyn Hewson, Lockheed Martin (retired); W.W. Clements, Dr Pepper Company (retired); Sam DiPiazza, Mayo Clinic; Thom Rainer, Lifeway Christian Resources (retired); Vicki Holub, Occidental Petroleum; Marie Robinson, Sysco Corporation; Nan Boden, Google.

Pioneers/Founders/Trailblazers: Millard Fuller, Habitat for Humanity; Jimmy Wales, Wikipedia; Joe Gibbs, Golf Channel; John Hendricks, Discovery Channel; Janet Gurwitch, Laura Mercier Cosmetics; Morris Dees, Southern Poverty Law Center; Autherine Lucy Foster; Wendell Hudson.

Science: Dr. Edward O. Wilson, biologist, researcher and two-time Pulitzer Prize-winning author; Robert Jemison Van de Graaff, scientist and inventor.


Film and Television: Chuck Gordon, producer of "Die Hard" movies and "Field of Dreams"; Sela Ward, television and film actress; Joe Scarborough, talk show host; Sonequa Martin-Green, actress; Jim Nabors, actor; Tom Cherones, director of "Seinfeld"; Rece Davis, sports television journalist; Michael Luwoye, Broadway actor.

Journalism: Howell Raines, Pulitzer winner at The New York Times; John Cochran, prize-winning television journalist; Rece Davis, ESPN journalist.

It matters where you go to college. The University of Alabama is a leader among public universities in the enrollment of National Merit Scholars. The Fulbright Student Program recognizes UA as a top producer of Fulbright recipients. And for more than a decade, UA has ranked among the top six institutions for Goldwater Scholars.

Learn more about how you can become a legend at admissions.ua.edu. Read more about our legends at legends.ua.edu.

ON YOUR CAMPUS...






TOP RANKED

ONE OF AMERICA'S TOP-RANKED UNIVERSITIES



- The Carnegie Foundation lists The University of Alabama among the top doctoral research universities in the United States. UA is included among R1: Doctoral Universities – Very High Research Activity status in the Carnegie Classification of Institutions of Higher Education.
- Fifty-nine students have been named Goldwater Scholars, including two in 2021.
- UA has produced a total of 15 Rhodes Scholars, 16 Truman Scholars, 36 Hollings Scholars and 16 Boren Scholars.
- Five UA students won Fulbright awards for 2021-2022. In February 2021, UA was recognized as a Top Producing Institution for Fulbright U.S. Students for the fifth time in six years.
- Thirty-six current UA faculty have received NSF CAREER Awards, the nation's most prestigious recognition of top-performing young scientists, in disciplines ranging from nanoscience and engineering to biological sciences. And 52 UA faculty researchers are in the National Academy of Inventors.
- The Culverhouse College of Business ranks No. 28 among public business schools and No. 44 overall by U.S. News and World Report.
- UA's School of Law ranks No. 25 overall and No. 9 among public universities on U.S. News and World Report's list of 2022 Best Law Schools.
- UA's Library and Information Studies program ranks No. 27 on U.S. News and World Report's list of the Best Library and Information Studies Programs.
- UA's Advertising and Public Relations Program was named a top-five finalist for Outstanding Education Program during the PRWeek Awards – the tenth time the program has been awarded this honor.
- UA senior Kathleen McManus was named PRWeek's 2021 Outstanding Student. McManus is the third student from the College of Communication and Information Sciences to win the award in the past four years that recognizes an undergraduate student for their outstanding display of a variety of public relations skills.

ON YOUR CAMPUS...



GREG BYRNE

DIRECTOR OF ATHLETICS



With more than 25 years of experience in sports administration, Alabama Director of Athletics Greg Byrne has built an impressive career highlighted by consistent competitive success, innovative strategies, vigorous fundraising and a strong emphasis on academic excellence and student-athlete enhancement.

Named Alabama's 17th Director of Athletics on January 17, 2017, he made an immediate impact on the Crimson Tide, developing and implementing both The Standard, a strategic plan outlining the mission statement and core values of Alabama Athletics, and The Crimson Standard, a 10-year, \$600 million capital initiative focused on the renovation of facilities and development of infrastructure.

Additionally, The Standard provides benchmarks in the areas of academics, student-athlete welfare, athletics success, financial resources, facilities, staffing and operating with integrity, while The Crimson Standard is designed to provide the foundation for future success in all aspects of the collegiate experience.

Under Byrne's leadership, the Crimson Tide has:

- Posted its highest finish in program history in the Learfield IMG College Directors' Cup at the conclusion of the 2020-21 season, placing seventh, as well as its second-highest finish at 14th following the 2017-18 season
- Added high-impact coaches Nate Oats (men's basketball), Brad Bohannon (baseball), Margo Geer (men's and women's swimming and diving), Glenn Putyrae (rowing) and Rashinda Reed (volleyball)
- Won the 2021 and 2018 College Football Playoff National Championship, earned a place in the CFP Championship Game in 2018, 2019, 2021 and 2022 and collected Southeastern Conference titles in football (2017, 2020, 2021), men's basketball (2021), gymnastics (2021), softball (2021, 2019) and men's indoor track and field (2018)
- Brought home individual and relay national titles in cross country, gymnastics, swimming and diving and track and field and produced more than 100 All-Americans in 12 different sports
- Earned 51 CoSIDA Academic All-America certificates as well as some of the nation's top academic honors, including the NCAA Top 10 Award, the NCAA Elite 90 Award, CoSIDA Academic All-America of the Year, NCAA and SEC Postgraduate Scholarships
- Earned the H. Boyd McWhorter Male SEC Scholar-Athlete of the Year in 2017 and produced 14 SEC Scholar-Athletes of the Year in 10 different sports, including a conference-record eight during the 2019-20 academic year

Another hallmark of Byrne's career has been both building and enhancing facilities to championship levels. In his first four years at Alabama, the Tide:

- Raised more than \$300 million toward The Crimson Standard capital campaign, with over half of the 10-year goal completed in a little over two years

- Added a state-of-the-art, first-of-its-kind Sports Science Center featuring advanced treatment services and technology with spaces dedicated to cryotherapy, chiropractic care, stretch, massage, relaxation, recovery and mental health services

- Improved and renovated Bryant-Denny Stadium, including enhancements to all team and recruiting areas, renovations of multiple fan areas, including new Loge and sky boxes and a trio of club areas and an added student plaza

- Renovated and expanded the football team locker room, training room, equipment room and lobby within the Mal M. Moore Athletic Facility

- Added and renovated multiple areas of the John and Ann Rhoads Softball Stadium, with upgrades to the press box and clubhouse, the addition of a new umpire locker room, new restrooms and a new concessions building, as well as new hardscape for the plaza and entryway along first base

- Revitalized the Alabama Aquatic Center with a renovation that included the addition of an outdoor pool

In addition to his role as Director of Athletics, Byrne serves on several committees at both the conference and national levels including:

- United States Olympic & Paralympic Committee Collegiate Advisory Council
- Division I Men's Basketball Committee
- National Coalition of Minority Football Coaches Coalition Academy
- Served as president of the National Association of Collegiate Directors of Athletics in 2020

The son of Bill Byrne, whose long and highly successful career included 30 years as an athletics director, Greg Byrne has spent a lifetime around major college athletics. That background has allowed the younger Byrne to consistently develop and grow as a dynamic and impactful administrator with each new role he has undertaken, with career highlights prior to Alabama that include:

- Serving as the University of Arizona's Vice President for Athletics (2010-17) and Mississippi State University's Director of Athletics (2008-10), making Alabama the third NCAA Division I program he has led

- Fostering major improvements across the spectrum of sports at both Arizona and MSU, raising the bar to new heights when it came to student-athlete enhancement and academic success in preparation for life after sports

- More than \$140 million in construction and renovation of athletics facilities at Arizona
- Serving as the youngest athletics director in the SEC and the youngest to lead an athletic program at the NCAA Division I-A level while at Mississippi State where he oversaw the hiring of head football coach Dan Mullen and former head baseball coach and current Director of Athletics John Cohen

- Experience in the Southeastern Conference, having spent 2002-05 at the University of Kentucky as Associate Athletics Director for Development and Fundraising prior to serving as Associate Athletics Director for External Affairs at MSU from 2006-08 before becoming the Bulldogs' Director of Athletics

- Working at the Fiesta Bowl (1994-95), Oregon (1995-98) and Oregon State (1998-2002)

A native of Pocatello, Idaho, Byrne earned his bachelor's degree from Arizona State University in 1994 and his master's degree from Mississippi State University in 2009. Byrne is married to the former Regina Misa of Junction City, Ore., and the couple has two sons, Nick and Davis.



Greg Byrne and his wife, Regina, with sons Nick and Davis.



ATHLETICS ADMINISTRATION



**JEFF
PURINTON**

Executive Deputy
Athletics Director



**J.
BATT**

Senior Deputy Athletics
Director, Chief Operating
Officer



**TIFFINI
GRIMES**

Senior Deputy Athletics
Director, SWA/Chief
Diversity Officer



**JESSICA
PARE**

Deputy Athletics Director,
External



**MATT
SELF**

Deputy Athletics Director,
Compliance and Support
Services



**KYLE
VASEY**

Senior Associate Athletics
Director, Chief Financial
Officer



**DR. JAMES
KING**

Faculty Athletics
Representative



**JEFF
ALLEN**

Associate Athletics
Director, Sports Medicine



**JUSTIN
BRANT**

Associate Athletics
Director, Crimson Tide
Productions



**CHRIS
BESANCENEY**

Associate Athletics
Director, Ticketing and TIDE
PRIDE



**MOLLY
DOWD**

Associate Athletics
Director, Student Services



**RAND
HARRIS**

Associate Athletics
Director, Information
Technology



**ALLISON
JEFFREYS**

Associate Athletics
Director, Human Resources



**BRAD
LEDFORD**

Associate Athletics
Director, Strategic
Marketing



**ELLIS
PONDER**

Associate Athletics
Director, Football Chief
Operating Officer



**BRANDON
SEVEDGE**

Associate Athletics
Director, Facilities



**JEFF
SPRINGER**

Associate Athletics
Director, Equipment
Operations



**AARON
VOLD**

Associate Athletics
Director, Development



**AMY
WOODS**

Associate Athletics
Director, Athletics
Controller



**CHRIS
DARLING**

Assistant Athletics Director,
Development



**MICHAEL
DEAN**

Assistant Athletics Director,
Compliance



**RILEY
EDWARDS**

Assistant Athletics Director,
Compliance



**JUSTIN
GUNTER**

Assistant Athletics Director,
Ticket Office



**MORGAN
JAMES**

Assistant Athletics Director,
Marketing and Fan
Development



**RED
LEONARD**

Assistant Athletics Director,
Event Management



**DANIEL
LYERLY**

Assistant Athletics Director,
Video Services



**JOSH
MAXSON**

Assistant Athletics Director,
Football Communications



**BURNS
MCNEILL**

Assistant Athletics Director,
Development



**BRITTANY
PRICE**

Assistant Athletics Director,
Academic Programs



**ALEX
SEIVER**

Assistant Athletics Director,
Crimson Tide Productions



**JOE
SUITER**

Assistant Athletics Director,
Student-Athlete
Enhancement



The Crimson Tide excels not only on the field but also in the classroom.

14



Dr. Jeff Laubenthal (left) and **Emeel Salem** (right) won the H. Boyd McWhorter Southeastern Conference Male Scholar Athlete of the Year Award and a \$10,000 postgraduate scholarship. It is the highest academic honor presented by the SEC. Laubenthal also earned the 2014 Paul W. Bryant Alumni-Athlete Award for his accomplishments since leaving the University, which includes earning his medical degree from UAB and then becoming a specialist in sports and family medicine at the West Alabama Family Practice Center in Tuscaloosa.

Alabama baseball has produced nine CoSIDA Academic All-Americans since 1972, including first-team honorees Jeff Laubenthal (1993), Lance Cormier (right) (2002) and Emeel Salem (2006 & 2007).



The Crimson Tide has produced 16 CoSIDA Academic All-District IV selections since 1993, including two-time honorees Lance Cormier (2001, 2002), Beau Hearod (2002, 2003) and Emeel Salem (2006, 2007). Chase Lee (left) was the Crimson Tide's most recent honoree, earning the recognition following the 2021 season. Lee joined Kolby Robinson as the program's second recipient in as many seasons.



Emeel Salem is the most decorated student in Alabama baseball history, receiving more than \$25,000 in postgraduate scholarships. In addition to the SEC Male Scholar Athlete of the Year Award, Salem received the 2007 Lowe's Senior CLASS Award and was a two-time SEC Baseball Scholar-Athlete of the Year (2006, 2007).


SEWELL-THOMAS STADIUM


Sewell-Thomas Stadium, also known as “The Joe,” has been home to Alabama baseball since 1948. The Crimson Tide opened the original Joe in 1948, playing a doubleheader against the Bradley Braves. In 2016, “The New Joe” and a new era of Alabama baseball began at Sewell-Thomas Stadium.

Year	Openings	Total Atten./Nat. Rank	Avg. Atten./Nat. Rank
1991	11	7,091	645
1992	32	18,251	570
1993	26	10,805	416
1994	25	13,310	532
1995	30	24,668	822
1996	36	80,363	2,232
1997	39	103,177	2,646
1998	33	120,331	3,646
1999	41	172,264/3rd	4,202/5th
2000	34	211,331/2nd	6,216/2nd
2001	35	196,935/2nd	5,626/2nd
2002	39	202,615/2nd	5,195/3rd
2003	33	163,549/5th	4,956/5th
2004	33	150,724/6th	4,567/7th
2005	35	145,686/11th	4,162/9th
2006	39	177,690/7th	4,556/7th

Year	Openings	Total Atten./Nat. Rank	Avg. Atten./Nat. Rank
2007	34	152,363/9th	4,481/11th
2008	28	124,740/15th	4,455/9th
2009	29	116,294/14th	4,010/10th
2010	30	111,940/16th	3,731/9th
2011	33	128,854/12th	3,904/12th
2012	31	107,222/18th	3,458/14th
2013	31	101,137/15th	3,262/14th
2014	32	116,578/13th	3,643/12th
2016	31	133,720/12th	4,314/10th
2017	36	135,835/11th	3,773/15th
2018	35	111,986/15th	3,200/20th
2019	33	96,555/22nd	2,926/22nd
2020	13	36,129/19th	2,779/21st
2021	33	58,527/13th	1,774/13th*
TOTALS	950	3,330,670	3,568

* - not included in all-time average attendance during pandemic season for the 2021 season during the global pandemic





Sewell-Thomas Stadium was a hit with fans during its inaugural season in 2016, selling out nine times and welcoming 6,000-plus fans on six separate occasions.

Sewell-Thomas Stadium, located slightly off Paul W. Bryant Drive in the Alabama Athletics Complex, has played host to six NCAA Regionals, six SEC playoff series and a pair of exhibition games with the New York Yankees in 1978 and 1984. The Crimson Tide used its home-field advantage to secure a berth in the College World Series in 1996, 1997 and 1999, winning 13 straight postseason home games in one of the most dominant runs in Crimson Tide baseball history.

Alabama has compiled a 1,301-624-2 (.676) all-time record at Sewell-Thomas Stadium since its move to the current site in 1948. The Tide returned home in 2016 after spending the previous season in Hoover while the stadium underwent a complete renovation. Crimson Tide fans flooded the new stadium in its inaugural season with 133,720 total fans coming through the gates for 31 home matchups. The Tide averaged over 4,000 fans for the first time since 2009 and sold out on nine different occasions during that '16 season.

Over the last 25 years, Alabama has owned a significant advantage at home, winning 80 of its 117* SEC series. Since 1995, Alabama has won 43 of 58* home series against SEC Eastern Division teams. A series loss to No. 3 Florida at the end of the 2010 season snapped a 14-series win streak versus Eastern Division schools that dated back to 2005.

In 2009, Alabama earned a home series win over top-ranked Georgia, adding to the Tide's success at Sewell-Thomas Stadium. The Crimson Tide has won seven of its nine series against the nation's top-ranked team since 1985, with four of those series wins coming in Tuscaloosa. Alabama owns home series wins over Miami (Fla.) (1985), LSU (2007), Mississippi State (2006) and Georgia (2009) when those teams were ranked No. 1 in the country.

Alabama baseball has been a success at the gate as well, drawing nearly three-and-a-half million fans since the first stadium expansion in 1991. Over the past 30 years, Alabama has attracted 3,330,670 fans across 950 all-time openings in Tuscaloosa. That number is skewed a bit as the 2021 season featured limited capacity numbers due to social distancing requirements during a global pandemic. The maximum capacity numbers were met to register as a 'sellout' 20 separate times during the 2021 campaign.

The Tide ranked second nationally in attendance from 1999-2002 and set a school record with 211,331 fans during the 2000 season, when every home game was sold out.

Frank Thomas Field opened on March 26, 1948, as a 2,000-seat facility that attracted many overflow crowds in the 1950s and 1960s under Coach Tilden "Happy" Campbell and Coach Joe Sewell. The inaugural game was played on March 26, 1948, with the Crimson Tide beating the Bradley Braves 5-2 in the first game of a doubleheader.

Pitcher Clarence Flack delivered the first pitch at 2:02 p.m. that afternoon in the Tide's new baseball home. Dick Dill recorded the first hit at Thomas Field and Jack Rutledge swatted the first home run. Flack was the winning pitcher that afternoon for the Tide. Marvin Blemker also pitched and earned what is known today as a save.

Since the inaugural game in 1948, Sewell-Thomas Stadium has seen plenty of changes. The stadium was renamed Sewell-Thomas Field in 1978, honoring former Alabama football and baseball standout and Major League Hall of Famer Joe Sewell. Alabama played the first night game in school history on March 14, 1981, with a 13-8 victory over Western Kentucky.

The ballpark underwent three major renovations prior to 2015, including changes in 1991, 1999 and 2001.

The original grandstand was completed in time for the 1991 season by Wesley Construction of Talladega, Ala.

N.C. Morgan Construction of Tuscaloosa was responsible for a \$4-million expansion project, which was completed prior to the 2001 season, extending the grandstand down the right field line.

The players and coaches also benefited from the 2001 renovations. The Crimson Tide moved into its spacious clubhouse in 2001. The expansion also included three indoor batting cages and pitching machines, a meeting room, training room, equipment room and coaches offices.

The renovation and rebuilding to construct what is now known as "The New Joe" began in the fall of 2014 and lasted until January of 2016, completing a \$42.5 million project originally envisioned by the late Mal Moore. The project saved only the cement foundation, while a complete overhaul was made to the rest of the facility. Along with the stadium, a state-of-the-art indoor hitting facility was added along the left field line to allow for practice both in the cages and on the mound year-round.

Alabama's new home returned the right field terrace for fans, while adding chairbacks around the entire lower bowl. On the upper concourse, suites along with the .525 Club host Alabama baseball fans. The .525 Club, similar to the Zone at Bryant-Denny Stadium, was built in honor of the most decorated player in Crimson Tide baseball history, David Magadan. Magadan is Alabama's only Golden Spikes

Award winner, which is the premiere award given to college baseball's top player. In that 1983 season, Magadan batted .525, an NCAA record that still stands today.

Along with fan amenities, players are now treated to a new lounge, team meeting room and locker room.

Sewell-Thomas Stadium has cemented itself as one of the premiere baseball facilities not only in the Southeastern Conference, but across all of college baseball. The University of Alabama's rich athletic tradition began with baseball, and a renovated Sewell-Thomas Stadium has once again elevated the program to the forefront of athletics at the Capstone.

** - Did not reach conference play in 2020 due to a pandemic.*

MILESTONE WINS AT THE JOE

1	Alabama 5, Bradley 2 (March 27, 1948)
100	Alabama 14, Virginia Tech 4 (March 22, 1961)
200	Alabama 5, Arkansas State 0 (March 25, 1971)
300	Alabama 10, Southern Miss 2 (March 22, 1976)
400	Alabama 8, South Alabama 3 (April 18, 1981)
500	Alabama 8, Georgia 4 (April 5, 1986)
600	Alabama 8, Illinois State 7 (March 4, 1991)
700	Alabama 7, Arkansas 4 (May 7, 1995)
800	Alabama 6, Austin Peay 3 (March 2, 1999)
900	Alabama 11, SE Louisiana 9 (March 9, 2002)
1,000	Alabama 1, FIU 0 (Feb. 24, 2006)
1,100	Alabama 4, Illinois-Chicago 3 (Feb. 27, 2010)
1,200	Alabama 3, ULM 2 (April 1, 2014)
1,300	Alabama 5, Missouri 2 (May 1, 2021)



FIFTH YEAR **BRAD BOHANNON**

Head Coach

BERRY COLLEGE, 1998

Brad Bohannon begins his fifth season as the head coach of the Crimson Tide baseball program in 2021-22. He was named head baseball coach at The University of Alabama by Director of Athletics Greg Byrne on June 1, 2017. Bohannon, who became the 32nd head coach in Crimson Tide baseball history, was formally introduced at a press conference on June 5, 2017.

Bohannon arrived at Alabama with a plan to build his program around the total player, placing an equal focus on athletics and academics. Consistent success in recruiting the total player has proved to be key in the rebuild of Alabama baseball, which has returned to national prominence under Bohannon's watch. During his tenure, the Tide has produced multiple top-10 recruiting classes and seen nearly 20 players selected in the MLB Draft. Not only has Alabama's roster gotten better on the field but also in the classroom as UA has set a program record for grade-point average each year under Bohannon. He has also helped 30 players graduate with a total of 32 degrees, including four master's degrees under his watch.

The Alabama head coach owns a 105-82 (.562) career mark in Tuscaloosa and has guided the program in a

positive direction every year since arriving at the Capstone. Each of his teams have improved upon the previous year's win total and that progress continued in the most recent season. The 2021 campaign saw Alabama finish at 32-26 overall, posting double-digit conference wins for the first time since 2016, finishing with 12 wins during the regular season and 14 total wins against SEC opponents.

Alabama's regular-season success propelled the Tide into the SEC Tournament for the first time since 2016 where UA would advance to the quarterfinal round for the first time since 2015. The Crimson Tide's time in Hoover was highlighted by wins over then-No. 24 South Carolina and an extra-innings victory against then-No. 4 Tennessee. Those two wins added to an already impressive resume for the Tide, earning Alabama a spot in the NCAA Ruston Regional. The Regional appearance was UA's first since 2014 and the 25th in program history.

The Crimson Tide's run to the NCAA postseason was even more impressive due to the fact that the young 2021 roster featured only eight total pitchers and four position players who had seen time in an SEC game. Alabama's roster also featured zero players who had played in the SEC Tournament or an NCAA Tournament. Along with a lack of experience, the Crimson Tide was tasked with overcoming multiple injuries to key contributors throughout the season, the most prominent being to weekend starters Antoine Jean and preseason All-America candidate Connor Prielipp. Without the pair of 2020 Freshman All-Americans, UA looked to veterans Dylan Smith and Tyler Ras. The juniors each excelled on the weekends with Ras tying for the team lead in wins and Smith posting a team-high 113 strikeouts.

Bohannon's guidance helped Alabama pick up multiple postseason honors in 2021. The Crimson Tide had four players earn a combined six spots on the SEC's postseason awards lists, highlighted by Sam Praytor. The Tide catcher was selected as a First Team All-SEC honoree, the program's first first-teamer since 2012. Praytor was joined by Peyton Wilson, who was tabbed as a second-teamer at second base, while also being named to the league's Newcomer All-SEC Team along with teammate Zane Denton. Denton paired with Ras as All-Defensive Team honorees by the league.

Praytor's success did not stop there as he was named a third team All-American along with Alabama's closer

Chase Lee at season's end. An aerospace engineering major, Lee also earned CoSIDA Academic All-District 4 Team recognition for his work in the classroom. Lee became one of just 15 Crimson Tide players to earn all-district recognition from CoSIDA and joined Kolby Robinson as the program's second in as many seasons.

Bohannon's eye for recruiting talent and player development skills were on full display during the 2021 MLB Draft as Wilson, Smith, Lee, Praytor and Ras each went on to hear their name called. Wilson, who was taken in the second round, became Alabama's highest drafted second baseman in program history and was one of just 12 Crimson Tide players to be selected in the first or second round of the draft. Smith then went in the third round, making him the 10th Alabama pitcher to be taken in the top-three rounds and only the fifth right-hander, while Lee was selected in the sixth round to mark UA's highest selection for a reliever since 2014. Praytor joined Lee in the sixth round while Ras went in the 14th round. Alabama's four picks through the first six rounds were the most by any single Crimson Tide roster in program history and tied the 1983 team for the most picks through the first 10 rounds of any MLB Draft. In addition, Alabama's five total selections across the first 15 rounds tied the 2015 squad for the most over that stretch in program history.

The five selections in the 2021 draft were a part of the upgrade in talent that Bohannon has infused the Alabama program with. Known for his recruiting prowess, the Crimson Tide head coach has stocked his rosters with top recruits each year since his arrival. The Tide welcomed a second consecutive top-10 class to campus in the Fall of 2019. The '19 crop of players were rated as a top-20 or better class by all major recruiting outlets, peaking as the nation's No. 7 class, according to Collegiate Baseball News. The group was made up of 15 newcomers and was highlighted by five players who were selected in the 2019 MLB Draft but elected to come to the Capstone, including Owen Diodati, Jean and Prielipp.

The talent of that '19 class was immediately on display, helping the 2020 team to early success. The group of Diodati, Jean and Prielipp all made significant contributions on the way to a 16-1 overall mark in a season that was ended early. The trio helped Alabama enter Southeastern Conference play ranked for the first time since 2010 and finish the year ranked 18th by CBN in



addition to No. 21 in both the National Collegiate Baseball Writers Association (NCBWA) and the USA Today Coaches polls. Diodati led Alabama and tied for third in the SEC in RBI with 22, while ranking seventh in home runs and 11th in the league in slugging at .673, a total that was second among Alabama bats. Jean and Prielipp each posted a team-high tying three wins across their four starts apiece, with Prielipp maintaining a perfect 0.00 ERA that was tied with eight other arms for lowest in the nation (minimum 15.0 innings pitched). Prielipp's impressive start to his freshman campaign earned him both D1Baseball.com's "Top Freshman Pitcher" and Perfect Game USA's "Impact Freshman of the Year" recognition.

Diodati joined Wilson in accumulating SEC Freshman of the Week accolades, both of which came during the Crimson Tide's 14-game winning streak to start the 2020 season. Alabama's hot start was the second-best winning streak to begin a new season and the longest streak of any kind under Bohannon. It was also the standalone fifth-longest winning stretch at any point in a season in program history. That hot streak featured a program-best 11 wins in the month of February, surpassing the previous total of 10 as part of a 10-0 February in 1997.

The 2020 team also played standout defense once again, a key attribute of Bohannon's Crimson Tide teams. One-year removed from setting the program's season-high mark for fielding percentage, the 2020 squad committed only 10 errors across 648 chances for an SEC-best .985 mark. The Tide's .985 fielding percentage was also ranked ninth nationally at season's end.

In addition to a standout 2019 group, Bohannon's first class at the Capstone in 2018 was ranked No. 10 by CBN, despite just over a year to recruit to UA. That group played a key role in helping Alabama finish 30-26 overall in 2019, an improvement of three wins from 2018 and 11 from the year prior to Bohannon's arrival in 2017. Despite losing a significant amount of its offense from the year prior, the Crimson Tide saw three freshmen and one sophomore combine to contribute more than 30 percent of nearly every offensive statistic, highlighted by the foursome's 26 home runs – 55 percent of the team's total roundtrippers for the year.

The Tide's 2019 overall record featured a 23-3 mark in non-conference pairings and included a 13-1 record in midweek matchups along with a 14-3 record against schools from the state of Alabama. The 23 wins against non-conference opponents were the most by a Crimson Tide team since 2010 and the .885 winning percentage was Alabama's highest since 2002 when the team finished at 24-2 (.923) in regular season non-conference play.

During the 2019 campaign, the Crimson Tide went on a 12-game winning streak from Feb. 24 through March 12. The stretch was the longest winning streak under Bohannon at the time and tied for the eighth-longest in program history up to that point. Alabama also claimed a win in the MAX Capital City Classic over Auburn, the team's first victory in the neutral-site pairing with the Tigers since 2014 and just the second for UA in the event's 10-year history.

The biggest improvement by the 2019 squad came in the field. Alabama's defense finished the season with a .978 fielding percentage to set the program mark for single-season fielding percentage while committing only 44 errors, the fewest by a Crimson Tide defense in 25-plus years. The fielding percentage surpassed the previous record of .976 by the 2015 team and made a significant jump from the Tide's .969 percentage in 2018 that included 65 total errors. Alabama's pitchers increased their strikeout total by 99 in 2019 while the opponent walks and batting average also declined under Bohannon's watch. On offense, Tide hitters contributed 300 runs and walked 285 times while showing marked improvement on the basepaths. UA finished with 60 stolen bases, the most by an Alabama team since 2015.

Bohannon immediately made his mark on the Alabama program in his first year on campus. The 2018 season saw the Crimson Tide get off to a perfect 9-0 start, with Bohannon matching Wallace Wade (1924) for the second-best start to an Alabama head coaching career. Under his direction, Alabama improved its win total by eight from the previous season, including three more victories in SEC play, finishing with a 27-29 overall record and an 8-22 mark in conference action. The 27 wins were punctuated by six victories over top-25 teams, including a series win over then-No. 7 Kentucky.

Sewell-Thomas Stadium also became a favorable spot for the Tide once again in 2018, as UA closed out its home slate with a 22-13 (.629) mark at The Joe compared to a 14-22 record in 2017. Alabama was rarely out of a game with Bohannon at the helm, with 14 losses coming by two runs or less, including five of the Tide's six losses in the month of May – all against SEC opposition.

Bohannon came to Tuscaloosa with 14 years of Southeastern Conference coaching experience after having served as an assistant at Kentucky from 2004-15 and Auburn from 2016-17. Regarded as one of the best recruiters in the nation, he was responsible for signing 14 Wildcat student-athletes that went on to play in the Major Leagues, including 2014 Golden Spikes Award winner A.J. Reed, while his first recruiting class at Auburn was ranked No. 9 by Collegiate Baseball and included six 2017 starters for the Tigers. His recruits at Auburn went on to fill all starting roles on the 2018 team that reached the Gainesville Super Regional, falling one run short of reaching the College World Series.

Dating back to 2008, all of Bohannon's recruiting classes prior to coming to Alabama were ranked in the top 25, including: 2008 (No. 4); 2009 (No. 6); 2010 (No. 16); 2011 (No. 25); 2012 (No. 11); 2013 (No. 25); 2014 (No. 16); 2015 (No. 9); 2016 (No. 9); and 2017 (No. 6). During his time in the collegiate ranks, he has signed recruits from 28 different states and Canada, three of which have gone on to be first-round picks in the MLB Draft.

He played a pivotal role in turning around both Kentucky and Auburn within three years on the job. The Wildcats became the first team in SEC history to go from worst-to-first in only one season, winning 44 games and the program's first league title in 2006, while the Tigers won 12 more games in 2017 than in 2016 and advanced to the NCAA Tournament. In addition to improving in the win column, the 2017 squad set the school record for fielding percentage at .975.

While at Kentucky, Bohannon served under two SEC Coach of the Year honorees in John Cohen and Gary Henderson. Along with winning the school's only league title, Bohannon was a part of a trio of record-breaking win seasons, capped off by the 2012 team that won 45 games to set the program mark.

A combined 69 Wildcat student-athletes were chosen in the Major League Baseball draft or signed as a free agent during Bohannon's tenure as recruiting coordinator. He had nine recruits selected in the 2012 draft, which set a new Kentucky record and was second-most in the NCAA. The 2018 MLB Draft saw seven former recruits from Bohannon's time in Lexington chosen to begin their professional careers, four of which went in the top-10 rounds, highlighted by junior right-hander Sean Hjelle, a second-round selection of the San Francisco Giants.

One of Bohannon's most notable recruits was the aforementioned Reed, who was tabbed as the consensus national player of the year in 2014. The 2012 freshman All-American continued to improve each year under Bohannon's watch and went on to lead the NCAA in home runs and slugging percentage as a junior, while leading the SEC in wins by a pitcher.

Prior to his stint at Kentucky, Bohannon worked for two seasons at Wake Forest as an assistant on George Greer's staff. In his two seasons in Winston-Salem, the

THE BOHANNON FILE

Hometown: Rome, Ga.
Education: Berry College (1998)
Wife: Kim

COACHING EXPERIENCE

2018-present: Alabama (Head Coach)
2016-17: Auburn (Asst. Coach/Recruiting Coord.)
2004-15: Kentucky (Asst. Coach/Recruiting Coord.)
2001-02: Wake Forest (Volunteer Assistant)

Demon Deacons advanced to the NCAA Tournament twice and captured the Atlantic Coast Conference title in 2001.

In addition to his collegiate coaching experience, Bohannon also spent the summer of 2005 managing the Southern Ohio Copperheads of the Great Lakes Summer Collegiate League.

Bohannon earned an undergraduate degree in finance in 1998 from Berry College in Georgia. He then went on to earn a master's degree in business administration from Wake Forest in 2002. Bohannon began his collegiate career playing at Vanderbilt and Georgia Tech before finishing up at Berry.

A native of Rome, Ga., Bohannon is married to the former Kim Traylor.





FIFTH YEAR JASON JACKSON

Assistant Coach - Pitching
FLORIDA STATE, 2000

One of the top pitching coaches and recruiters in the assistant coaching ranks of college baseball, Jason Jackson was officially hired to serve as the Crimson Tide's pitching coach on June 13, 2017 and enters his fifth season on Brad Bohannon's staff in 2021-22. Jackson came to Alabama after spending 16 years as a Division I assistant, including the previous nine as the pitching coach at Florida Atlantic University.

Since arriving in Tuscaloosa, Jackson has placed an emphasis on throwing strikes and limiting walks and that focus continued to pay off for his 2021 pitching staff. The 2021 group combined for 497 strikeouts compared to 178 walks for a 2.79 strikeout-to-walk ratio that finished 36th nationally. Alabama's 497 Ks finished as the seventh-most in a single season in program history and were the most since the 2010 squad posted 514 strikeouts. Additionally, the Crimson Tide's walk total was its lowest since 2011 while the 178 walks across 514.0 innings led to a 3.21 walks per 9.0 innings number that was 19th in Division I and third in the SEC.

The Crimson Tide's pitching performance in 2021 was even more impressive due to the fact that weekend starters Connor Prielipp and Antoine Jean, both 2020 Freshman All-America selections, missed a majority of the season. Tyler Ras and Dylan Smith answered the call on the weekends, helping the Tide to its first SEC Tournament since 2016 and first NCAA Regional since 2014. Ras stepped into the Friday starter role and finished tied for the team lead in wins with seven while posting eight quality starts and working 5.0 or more innings in 11 of his 15 starts. Smith followed on Saturday, recording a team-high 98.1 innings and 113 strikeouts across 16 starts. His 113 strikeouts ranked as the third-most in a single season in Alabama history and tied for eighth in the SEC and 30th nationally during the 2021 campaign.

Jackson's staff posted impressive numbers in 2020 despite a shortened campaign. His efforts were highlighted by the development of Prielipp and Jean, then-true freshmen. The duo earned a spot in the starting rotation on the weekends and were successful in those roles, each finishing at 3-0 across four starts apiece. Jean maintained a 3.18 ERA and struck out 17 compared to only three walks, a number that tied for the third-fewest free passes in the SEC among qualifying pitchers. Prielipp, Perfect Game USA's "Impact Freshman of the Year", was masterful in his first season, sporting a perfect 0.00 ERA with 35 strikeouts while holding opposing hitters to an SEC-low .077 average. He also gave up the fewest hits (5) among qualifying pitchers in the conference and was one of only eight pitchers nationally to not allow a run during the season.

The bullpen also contributed in a big way during the abbreviated 2020 campaign. Alabama's relievers finished a perfect 9-0 with two saves through 17 total games. The relief pitchers maintained a 1.62 ERA across 89.0 innings and struck out 103 while holding opposing hitters to a .204 average. Jackson made sure to spread the wealth across his relievers with 13 total arms getting the call in relief, five of which sported a perfect 0.00 ERA and four others who held a sub-2.00 ERA at season's end.

Alabama's 2019 staff combined for 469 strikeouts while walking only 183 batters. Helping to keep the walk total down was Friday night

starter Sam Finnerty. The senior allowed 12 free passes to tie for the fewest walks allowed by an SEC arm in 2019 while his 1.46 walks-per-nine innings was second in the conference and ranked 26th nationally. Finnerty's final campaign featured SEC Co-Pitcher of the Week honors following his performance against South Carolina that saw the Pelham, Ala., native toss a complete game shutout on only 79 pitches. He went on to set Alabama's all-time mark for fewest walks per nine innings, issuing only 52 across 226.1 innings for a total of 2.07.

The program saw significant improvements in Jackson's first season leading the Alabama pitchers in 2018. The staff sported a 4.10 ERA in 2018 and struck out 370 compared to 195 walks allowed. Alabama's ERA dropped by 0.83 from the previous season while the team's walk total dropped by 65. In SEC action, Tide pitchers lowered their combined ERA by 0.80 and slashed their walk totals by 61. Jackson's guidance helped four-year starter Jake Walters return to form. Walters finished his final year at the Capstone as the team leader in strikeouts at 82, good for 12th in the SEC, and recorded a team-high tying four wins to go with a 3.73 ERA. The senior starter was even better in conference play, maintaining a 2.89 ERA, which was fifth-best in the league, and earned SEC Pitcher of the Week honors for his complete game shutout against then-No. 4 Ole Miss in the final start of his Alabama career. Walters went on to be the first Alabama pitcher selected in the MLB Draft under Jackson's watch, going in the ninth round of the 2018 draft to the Miami Marlins.

Known for his ability to develop talent on the mound, Jackson has created the foundation for future professional players, with five of his former student-athletes pitching on MLB rosters in the last seven seasons. Across his career, Jackson has coached 25 pitchers that were selected in the Major League Baseball Draft, 19 of which were undrafted prior to their time under his direction. He has also helped 41 players sign professional contracts in the last 13 seasons, 31 of which were undrafted out of high school and seven that were eventually drafted in the top five rounds of the MLB Draft.

Those numbers include 10 former Crimson Tide pitchers who have gone on to professional careers. Ras, Smith and Chase Lee are a part of that total, with the group all hearing their names called during the 2021 MLB Draft. Smith was taken in the third round by the Detroit Tigers and became the highest Alabama pitcher selected since 2014. He was also the 10th arm in program history to be taken in the top-three rounds of the draft and just the fifth right-hander. Lee followed, going in the sixth round to the Texas Rangers, with Ras rounding out the group in the 14th round to the Colorado Rockies. The trio joined Casey Cobb, who signed a professional contract with the Boston Red Sox following the pandemic-shortened five-round draft in 2020, along with four pitchers who were taken during the 2019 installment of the draft.

Jackson arrived in Tuscaloosa following his nine seasons at FAU. During his time in Boca Raton, the Owls developed into one of the top baseball programs in the NCAA South-Central region. Jackson joined the FAU staff in 2008 and worked his way to the title of Associate Head Coach by September of 2016. Throughout his nine-year span in Boca Raton, the FAU program captured four conference titles and appeared in four NCAA Regionals, including the 2013 NCAA Chapel Hill Regional, where the Owls defeated top-seeded host North Carolina.

A pair of FAU arms guided by Jackson had their names called in the 2018 MLB Draft with Kyle Marman (13th Round) and Jake Miednik (20th Round) each being selected by the Cleveland Indians. Jackson also had 14 pitchers chosen in Major League Baseball Drafts during his time at FAU.

The 2017 season under Jackson's watch saw the Owls rank second in ERA and allow the second-fewest earned runs in the league. FAU's pitchers struck out 444 compared to only 131 walks while holding the opposition to a league-low .262 average. The pitching staff was highlighted by Second Team All-Conference USA selection Cameron Ragsdale.

In 2016, the Owls' staff paced Conference USA with a 3.24 ERA, six shutouts and a 1.21 WHIP, while allowing a league-low for walks, runs and doubles en route to winning the C-USA regular-season championship. The FAU pitchers ranked 14th in the nation in both ERA and walks allowed, and 15th in WHIP. The 2015 slate featured the emergence of several pitchers who gained national

THE JACKSON FILE

Hometown: Tallahassee, Fla.
Education: Florida State (2000)
Wife: Katie
Children: Kinsey, Tyler, Haylee

COACHING EXPERIENCE

2018-present: Alabama (Asst. Coach - Pitching)
2016-17: FAU (Associate HC/Pitching/Rec. Coord.)
2009-16: FAU (Asst. Coach - Pitching/Rec. Coord.)
2007-08: South Alabama (Pitching Coach)
2006: Mercer (Pitching Coach/Recruiting Coord.)
2004-05: Mercer (Pitching Coach)
2002-03: North Florida C.C. (Pitching Coach/Rec. Coord.)


traction under Jackson's guidance, including one who received all-conference honors.

As the Owls made their transition into Conference USA in 2014, Jackson's pitchers allowed only nine home runs, the fewest in FAU history and the fewest in C-USA that season. The Owls ranked 19th nationally in strikeout-to-walk ratio at 2.57 – a category in which they led the league in four of his last five seasons thanks to Jackson's guidance. The 2013 team featured FAU closer Hugh Adams, who set the school's season saves record with 18 on the way to recording both the FAU and Sun Belt Conference career saves mark with 31.

In his first three seasons at FAU, Jackson helped guide the Owls to two Sun Belt Conference titles. Jackson tutored starting pitcher Paul Davis and Adams to All-South Central Region selections by the National Baseball Coaches Association of America at the end of the 2011 season.

Before his stint in Boca Raton, he was an assistant at South Alabama (2007-08), Mercer University (2003-06) and North Florida Community College (2002). In all of those stops, Jackson served as a pitching coach, recruiting coordinator or both.

The Crimson Tide's pitching coach earned his bachelor's degree from Florida State in physical education in 2000, before going on to obtain a master's degree in sports administration at FSU. A native of Tallahassee, Fla., he and his wife, Katie, have three children, Kinsey, Tyler and Haylee.





FIRST YEAR **HUNTER MORRIS**
Assistant Coach - Hitting
NEW ORLEANS, 2002

Alabama baseball head coach Brad Bohannon announced the addition of Hunter Morris to the Crimson Tide staff on Friday, July 23, 2021. Morris comes to Tuscaloosa after spending the previous three seasons at UT-Martin.

"I am very excited to bring Hunter on-board with us to assist me with our position players," said Bohannon. "Hunter's experience being the SEC Freshman of the Year and SEC Player of the Year along with his six years playing professional baseball will be a tremendous asset in connecting with our players who aspire to reach the same goals. His character and demeanor will fit in really well with our current staff."

Morris spent the past three seasons as an assistant coach at UT-Martin where he worked with the hitters and position players while also leading the Skyhawks'

recruiting efforts. His impressive 2020 recruiting class produced a pair of Collegiate Baseball News All-Americans in Christian Hall and Wil LaFollette with Hall also earning recognition as the Ohio Valley Conference's 'Best Freshman' by D1Baseball.com.

His efforts with the hitters also paid dividends for the Skyhawks. The 2019 team produced 48 home runs – the third-most homers in a single season in program history at the time. UT-Martin's 2020 roster then homered 14 times through 16 games and was on-pace to top the 2019 total before the season was officially canceled. The Skyhawks picked up right where they left off, continuing that power surge in 2021 to the tune of 58 homers, the second-most roundtrippers in program history.

Prior to his time in Martin, Morris served as a volunteer assistant to then-head coach Casey Dunn at Samford during the 2018 season. He helped guide the Bulldogs to a 37-26 mark and the NCAA Tallahassee Regional. While in Birmingham, Morris oversaw three MLB Draft selections and a pair of 2018 All-Southern Conference performers.

Morris graduated from Grissom High School in 2007 and was selected in the second round of the MLB Draft by the Boston Red Sox. Morris passed up starting his professional career and elected to attend Auburn University where he went on to be named the 2008 SEC Freshman of the Year and eventually the 2010 SEC Player of the Year.

He etched his name in the Auburn record books during his time on the Plains. He ranks in the top-10 of seven single-season categories and holds the program's records for home runs (23) and total bases (202). Morris also sits in the top-10 ranks in five career categories at AU. He earned Freshman All-America honors in 2008 while also being selected to the USA National Team his first season. Morris was then named an All-American in 2010 thanks to a standout junior campaign.

Following that 2010 season, he was drafted in the fourth round of the MLB Draft by the Milwaukee Brewers. Morris spent five seasons with the Brewers' organization

THE MORRIS FILE

Hometown: Huntsville, Ala.

Education: Auburn (2017)

Wife: Macie

Children: Tripp, Charlotte, Ellie Kate

COACHING EXPERIENCE

2021-present: Alabama (Assistant Coach - Hitting)

2019-21: UT-Martin (Asst. Coach/Rec. Coord.)

2018: Samford (Volunteer Assistant)

2017: Auburn (Student Assistant Coach)

before being traded to the Pittsburgh Pirates and finishing up his career in 2015. Morris returned to Auburn in 2017 to complete his degree while also getting his start in coaching as a student assistant coach for the Tigers.

"I really appreciate Hunter, his wife Macie, and his children Tripp, Charlotte and Ellie Kate, for believing in us and the direction of our program," Bohannon added. "I can't wait to get to work with Hunter and our players this Fall."

The Huntsville native is married to his wife Macie. The couple has three children – Tripp (10), Charlotte (5) and Ellie Kate (1).



||| ASSISTANT COACH MATT REIDA



FIRST YEAR **MATT REIDA**
Assistant Coach - Recruiting Coordinator
KENTUCKY, 2014

University of Alabama head coach Brad Bohannon officially announced the hiring of Matt Reida on Monday, June 14, 2021. Reida, who spent last season at the University of Pittsburgh, rejoins the Crimson Tide staff, this time as an assistant coach after serving as a volunteer assistant coach for UA from 2019-20.

"It was an easy decision for me to bring Matt back to our staff at Alabama, especially after he did such a great job during his previous time here," said Bohannon. "Having played for me at Kentucky and working with us for two years at Alabama, Matt is familiar with exactly how I want our team to be coached. He has also always had a really good connection with our players. His recruiting

ties in the Midwest and Northeast will supplement our Southeast recruiting base and will allow us to capitalize on the Alabama national brand."

Reida returns to Tuscaloosa after spending the 2021 season at Pitt as an assistant coach. While in Pittsburgh, Reida directed the infield defense while also assisting with the Panthers' offensive approach and recruiting efforts. His work on the infield helped Pitt post a .979 fielding percentage, good for fourth in the ACC and 22nd nationally.

Prior to his time in Pittsburgh, Reida was a volunteer assistant coach for the Crimson Tide for two seasons from 2019-20. He joined the Alabama staff after spending the 2018 season at Xavier, serving as an assistant coach for the Musketeers while also holding the title of recruiting coordinator. He worked primarily with the Xavier hitters while also focusing on infield defense and recruiting duties. Under his tutelage, the Musketeers set the school record for home runs with 68, a total that led the Big East and was 21 homers better than second-place St. John's. He also tutored Xavier's everyday shortstop Chris Givin to finalist honors for an ABCA/Rawlings Gold Glove.

Reida's first coaching stint came at Indiana University from 2016-17. During his two seasons in Indiana, Reida focused on the Hoosiers' infielders, hitters and baserunners. In his first season in Bloomington, the Indiana defenders posted a then-school-record .975 fielding percentage. The defense was highlighted by Tony Butler, who earned ABCA/Rawlings Gold Glove recognition after an errorless season at second base. One year later, the Hoosiers improved on that .975 number to set a new program record for fielding percentage at .979.

He joined the Indiana staff following time as the director of player development and recruiting for CageRat Baseball in Colorado Springs, Colo. The organization worked with prep baseball players in the Midwest region,

THE REIDA FILE

Hometown: Kokomo, Ind.

Education: Kentucky (2014)

COACHING EXPERIENCE

2021-present: Alabama (Asst. Coach/Rec. Coord.)

2021: Pittsburgh (Assistant Coach)

2019-20: Alabama (Volunteer Assistant)

2018: Xavier (Assistant Coach/Recruiting Coord.)

2016-17: Indiana (Volunteer Assistant)

assisting them in the process of obtaining a college scholarship and eventually playing professionally. Reida's responsibilities included athlete and camp recruitment, managing player development, organizing team travel and hiring coaches and camp staff.

A former collegiate player at Kentucky, Reida was a member of the Wildcat baseball team from 2011-14, where he was coached by Bohannon. The former infielder made 199 career starts at shortstop for UK, tying him for fifth all-time in program history. He ended his career in Lexington with 214 games of action, placing him fourth all-time at UK. A standout in the classroom, Reida was selected to the SEC Academic Honor Roll on three different occasions from 2012-14.

Following his time at UK, Reida spent time professionally with the Tampa Bay Rays organization in 2014.

Reida graduated from Kentucky with a degree in communications in 2014, graduating Magna Cum Laude with a 3.69 grade point average. He is a native of Kokomo, Ind.





FIFTH YEAR

JACK HOEHL

Director of Baseball Operations

AUBURN, 2012

Jack Hoehl completed his fourth season as the Crimson Tide's Director of Baseball Operations in 2021 after joining the staff in July of 2017. Hoehl came to Alabama from the University of Kentucky, where he spent four seasons in the same position.

In his first year with the Wildcats in 2014, Kentucky reached an NCAA Regional. The 2015 campaign saw UK notch a 30-win season, including 14 wins in SEC play. Kentucky rallied for another 30-win season in 2016 on the way to an SEC Tournament appearance. Hoehl coordinated all operations for the Wildcats' postseason run in 2017, when Kentucky finished as a Super Regional participant.

Hoehl arrived in Lexington from Auburn University, where he spent four years as the head student manager for the baseball program, before serving as an event management assistant for the 2012-13 school year. As the event management assistant, Hoehl worked Auburn events for football, men's basketball, baseball, equestrian, track and field, cross country and women's golf. In his final year with the Tigers in 2013, Hoehl assisted with the planning

and execution of the 2013 inaugural SEC Equestrian Championship and the 2013 NCAA Women's Golf Regional.

While serving as head student manager for the Tigers during his undergraduate years, Hoehl oversaw all responsibilities for team managers, including scheduling, field preparation, training and game day coordination. He also operated the video analysis system, compiled innovative statistical measurements and assisted the recruiting coordinator in game day preparations and prospect visits. He also was charged with creating and producing motivational and promotional videos for the program while spending the offseason supervising the AU summer baseball camps.

The Issaquah, Wash., native has also served as the coordinator of operations for the BB&T Atlanta Open (men's tennis) and as an operations intern with the Atlanta Tennis Championships.

Hoehl graduated from Auburn in December of 2012 with a degree in supply chain management. He added a master's in sports management from Alabama in the spring of 2020.



FOURTH YEAR

BRETT PRICE

Strength and Conditioning Coach

TROY, 2013

Brett Price completed his third season with the Alabama baseball program in 2021 after the spending the previous two years at Auburn from 2016-18. He serves as the Crimson Tide's strength and conditioning coach, bringing his extensive background of training and developing baseball players to the Alabama program.

Prior to his time at Auburn, Price worked for Rapid Sports Performance in Woodstock, Ga. He also worked at Cressey Sports Performance in Jupiter, Fla. At both stops, Price was responsible for developing and implementing training programs for baseball players ranging from the high school to the major league level. Price has also worked as a camp instructor with New Balance Area Code baseball camps across the country. His primary responsibilities included testing and instruction of high school baseball student-athletes on the proper ways to train.

He spent two seasons as the strength and conditioning coach for Troy baseball and softball in the Sun Belt Conference from 2014-15.

During his time with the Trojans, he utilized his skills to put training regimens together that were tailored specifically to both sports. Price also spent time as a strength and conditioning intern with Troy athletics in 2013, as well as two seasons as video coordinator with Troy baseball from 2011-13.

A native of Prattville, Ala., Price holds both of his degrees from Troy University. He graduated with his bachelor's in sport fitness management/ business in 2013 and his master's in sport and fitness management/ exercise science in 2015. He played two seasons of collegiate baseball at Lawson State Community College in Birmingham, Ala., from 2010-11.

Price is a certified strength and conditioning specialist (CSCS) by the National Strength and Conditioning Association (NSCA). He is married to the former Brooke Spinks of Tifton, Ga. The two were married in November of 2016 and have one son, Riley.



FIFTH YEAR

SEAN STRYKER

Athletic Trainer

PENN STATE, 2012

Sean Stryker joined the Alabama baseball program in the fall of 2017 and recently completed his fourth season with the Crimson Tide in 2021 after spending two years at Auburn from 2016-17.

Stryker's stint at Auburn spanned two seasons under head coach Butch Thompson. During his time on the Plains, the Tigers went from 8-22 in conference and 23-33 overall in 2016 to 37-26 mark, including a 16-14 SEC record on the way to an NCAA Regional appearance in 2017. Stryker's time in Auburn was highlighted by the rehabilitation of third-round pick Keegan Thompson, who came back from Tommy John surgery in 2015 to have a career year in 2017, going 7-4 with a 2.41 ERA across 15 starts as the ace of the Tigers' pitching staff.

Prior to his time at AU, Stryker spent the 2015 season working with head coach Brad Bohannon, then an assistant, at Kentucky as the baseball program's head athletic trainer.

During his time in Lexington, Stryker handled all daily evaluation, coordination, implementation, treatment and rehabilitation for the Wildcats' baseball team.

The Oak Ridge, N.J., native began his postgraduate career with the Baltimore Orioles in 2013 and 2014 as a staff athletic trainer. While with the Orioles, Stryker assisted the head and assistant athletic trainers with all duties related to daily prevention, evaluation and treatment of injuries.

Stryker earned a bachelor's degree in athletic training from Penn State in 2012. He then went on to earn a master's degree in sports medicine from Delaware in 2014. While at Delaware, he served as a graduate assistant athletic trainer, working primarily with the baseball program.

A member of the National Athletic Trainers' Association and the Southeast Atlantic Trainers' Association, Stryker married the former Samantha Maron of Wharton, N.J. The couple was married in July of 2016.

BASEBALL STAFF



**CALLIE
ANDRO**

Assistant Director,
Graphic Design



**CODY
BAUER**

Student Manager




**TRACE
BEASLEY**

Student Manager



**CHRIS
BESANCENEY**

Assistant Athletic Director,
Ticketing/Tide Pride
(Baseball Oversight)



**AMANDA
BRANSON**

Sports Nutritionist



**GARY
CRAMER**

FCA Director




**BRIAN
EDMISTON**

Director,
Event Management



**MATT
ELLIOTT**

Facilities Manager,
Sewell-Thomas Stadium



**CONNOR
FARRELL**

Student Manager




**STEPHANIE
GODFREY**

Assistant Director,
Athletics Student Services



**ALLAN
GUENTHER**

Public Address Announcer



**DREW
GUFFEY**

Student Manager



**STEVE
GUGLIUCCI**

Associate Director,
Athletic Ticket Office



**ETHAN
HAINES**

Student Manager



**ERIC
HOUSTON**

Facilities,
Sewell-Thomas Stadium



**MORGAN
JAMES**

Assistant Athletic Director,
Marketing and Fan Development




**DR. JEFF
LAUBENTHAL**

Team Physician



**TYLER
LORD**

Student Manager



**PEYTON
MOHLER**

Student Manager



**AUSTIN
RANDOLPH**

Student Manager




**HAILEY
MEYER**

Assistant Director,
Crimson Tide Hospitality




**STEVEN
ROSEN**

Player Personnel




**JENNIFER
SANDERS**

Director of Player Development



**ALEX
THOMPSON**

Assistant Director,
Athletics Communications



**JUNIOR
WALDEN**

Assistant Athletic Equipment Manager,
Baseball

2022 ALABAMA ROSTER (BY POSITION)

PITCHERS

NO.	NAME	POS.	B-T	HT.	WT.	CL.	HOMETOWN (PREVIOUS SCHOOL)
4	Connor Prielipp	LHP	L-L	6-2	210	Jr.	Tomah, Wis. (Tomah)
8	Kade Woods	RHP	R-R	6-3	200	Fr.	Monroe, La. (Ouachita Christian)
9	Nathan Shelton	LHP	L-L	6-1	185	Fr.	Tuscaloosa, Ala. (American Christian Academy)
12	Hunter Furtado	LHP	R-L	6-4	185	So.	Lake Worth, Fla. (Wake Forest/The King's Academy)
14	Antoine Jean	LHP	R-L	6-1	180	Jr.	Montreal, Quebec (École Édouard-Montpetit)
19	Trace Moore	LHP	L-L	6-0	195	Jr.	Miramar, Fla. (Palm Beach State/Broward Col./Nova)
23	Brandon Clarke	LHP	L-L	6-4	225	Fr.	Ashburn, Va. (Independence)
26	Grayson Hitt	LHP	R-L	6-3	195	So.	Germantown, Tenn. (Houston)
27	Ben Hess	RHP	R-R	6-5	225	Fr.	Charleston, Ill. (Charleston)
28	Eli Giles	RHP	R-R	5-10	180	So.	Mobile, Ala. (Faith Academy)
29	Brayden Gainey	RHP	R-R	6-0	200	Jr.	Panama City, Fla. (Gulf Coast S.C./A. Crawford Mosley)
30	Jake Leger	LHP	L-L	5-10	210	Jr.	Lexington, Neb. (Iowa Western C.C./Lexington)
32	Braylon Myers	RHP	L-R	6-2	220	Fr.	Bessemer, Ala. (Oak Grove)
33	Luke Holman	RHP	R-R	6-4	185	Fr.	Sinking Spring, Pa. (Wilson)
34	Jacob McNairy	RHP	R-R	6-2	205	Sr.	Athens, Ala. (Athens)
35	Jake Eddington	RHP	R-R	6-2	185	So.	Doniphan, Mo. (Doniphan)
36	Hagan Banks	RHP	R-R	6-4	200	Fr.	Plainville, Ga. (Calhoun)
37	Hunter Ruth	RHP	R-R	6-2	195	R-Sr.	Gainesville, Fla. (Palm Beach State/Florida/Buccholz)
38	Dylan Ray	RHP	R-R	6-3	230	R-Fr.	New Market, Ala. (Bob Jones)
39	Garrett McMillan	RHP/INF	L-R	6-4	230	Jr.	Tuscaloosa, Ala. (Shelton State C.C./Hillcrest)
40	Brock Guffey	LHP	S-L	6-1	190	R-Sr.	Hoover, Ala. (Hoover)
41	Connor Ball	LHP	L-L	6-0	170	Fr.	Sterrett, Ala. (Chelsea)
48	Landon Green	RHP	R-R	6-1	200	R-Jr.	Helena, Ala. (Helena)
88	Hunter Hoopes	RHP	R-R	6-1	195	Sr.	Fairfax, Va. (John Logan C.C./UNC Asheville/W.T. Woodson)

CATCHERS

NO.	NAME	POS.	B-T	HT.	WT.	CL.	HOMETOWN (PREVIOUS SCHOOL)
3	Dominic Tamez	C	R-R	5-10	205	Jr.	San Antonio, Texas (McLennan C.C./Arkansas/La. Bird Johnson)
5	Graham Crawford	C	S-R	5-11	190	Jr.	Hattiesburg, Miss. (Pearl River C.C./Sumrall)
17	Hunter Sute	C	L-R	5-11	190	Fr.	Tuscaloosa, Ala. (American Christian Academy)
31	Will Portera	C/INF	S-R	5-10	185	R-Fr.	Memphis, Tenn. (Memphis University School)

INFIELDERS

NO.	NAME	POS.	B-T	HT.	WT.	CL.	HOMETOWN (PREVIOUS SCHOOL)
1	Will Hodo	INF/OF	L-R	6-3	220	Fr.	Waynesboro, Miss. (Wayne Academy)
2	Jimmy Thies	INF	R-R	6-3	210	Fr.	Fort Lauderdale, Fla. (St. Thomas Aquinas)
10	Jim Jarvis	INF	L-R	5-10	185	Jr.	San Diego, Calif. (Clairemont)
13	Bryce Eblin	INF	L-R	5-11	185	So.	Greenwood, Ind. (Center Grove)
18	Drew Williamson	INF	L-R	6-4	225	Sr.	Brewton, Ala. (T.R. Miller)
24	Eric Foggo	INF	R-R	6-5	255	Gr.	Hilton Head, S.C. (Stetson/Hilton Head)
25	Davis Heller	INF	R-R	6-8	250	Jr.	Gilbert, Ariz. (South Mountain C.C./Mesquite)
44	Zane Denton	INF	S-R	6-0	200	Jr.	Brentwood, Tenn. (Ravenwood)

OUTFIELDERS

NO.	NAME	POS.	B-T	HT.	WT.	CL.	HOMETOWN (PREVIOUS SCHOOL)
7	Caden Rose	OF/INF	R-R	5-10	175	So.	Madison, Ala. (Bob Jones)
11	William Hamiter	OF	L-R	5-11	190	Jr.	Tuscaloosa, Ala. (Northridge)
16	Owen Diodati	OF	L-R	6-2	220	Jr.	Niagara Falls, Ontario (A.N. Myer)
20	Tommy Seidl	OF	R-R	6-1	210	Sr.	Wellesley, Mass. (Harvard/St. Sebastian's School)
21	Andrew Pinckney	OF	R-R	6-3	205	R-So.	Peachtree City, Ga. (McIntosh)
22	Camden Hayslip	OF	L-L	6-2	205	Fr.	Lebanon, Tenn. (Friendship Christian)

COACHES AND STAFF

6	Brad Bohannon
15	Jason Jackson
45	Hunter Morris
42	Matt Reid
	Steven Rosen
	Jack Hoehl
	Jenny Sanders
	Brett Price
	Sean Stryker
	Amanda Branson
	Stephanie Godfrey
	Junior Walden
	Chris Besanceney
	Dr. Jeff Laubenthal
	Cody Bauer, Trace Beasley, Connor Farrell, Drew Guffey, Ethan Haines, Tyler Lord,
	Peyton Mohler, Austin Randolph

POSITION/YEAR

Head Coach/Fifth Year
Assistant Coach/Pitching Coach/Fifth Year
Assistant Coach/Hitting Coach/First Year
Assistant Coach/Recruiting Coordinator/First Year
Player Personnel/First Year
Director of Baseball Operations/Fifth Year
Director of Player Development/First Year
Strength & Conditioning/Fourth Year
Athletic Trainer/Fifth Year
Nutrition/Fourth Year
Academics/First Year
Equipment/14th Year
Baseball Administrator
Team Physician
Student Managers


NUMERICAL ROSTER

1	Will Hodo, INF/OF
2	Jimmy Thies, INF
3	Dominic Tamez, C
4	Connor Prielipp, LHP
5	Graham Crawford, C
6	Brad Bohannon, HEAD COACH
7	Caden Rose, OF/INF
8	Kade Woods, RHP
9	Nathan Shelton, LHP
10	Jim Jarvis, INF
11	William Hamiter, OF
12	Hunter Furtado, LHP
13	Bryce Eblin, INF
14	Antoine Jean, LHP
15	Jason Jackson, ASSISTANT COACH
16	Owen Diodati, OF
17	Hunter Sute, C
18	Drew Williamson, INF
19	Trace Moore, LHP
20	Tommy Seidl, OF
21	Andrew Pinckney, OF
22	Camden Hayslip, OF
23	Brandon Clarke, LHP
24	Eric Foggo, INF
25	Davis Heller, INF
26	Grayson Hitt, LHP
27	Ben Hess, RHP
28	Eli Giles, RHP
29	Brayden Gainey, RHP
30	Jake Leger, LHP
31	Will Portera, C/INF
32	Braylon Myers, RHP
33	Luke Holman, RHP
34	Jacob McNairy, RHP
35	Jake Eddington, RHP
36	Hagan Banks, RHP
37	Hunter Ruth, RHP
38	Dylan Ray, RHP
39	Garrett McMillan, RHP/INF
40	Brock Guffey, LHP
41	Connor Ball, LHP
42	Matt Reid, ASSISTANT COACH
44	Zane Denton, INF
45	Hunter Morris, ASSISTANT COACH
48	Landon Green, RHP
88	Hunter Hoopes, RHP

PRONUNCIATION GUIDE

Owen DIODATI	DEE-oh-dot-EE
Antoine JEAN	JHAWN
Jake LEGER	luh-JAY
Andrew PINCKNEY	PINK-knee
Connor PRIELIPP	PRE-lip
Tommy SEIDL	SIDE-uhl
Hunter SUTE	suit-EE
Dominic TAMEZ	tuh-MEZ
Jimmy THIES	THEE-ss

Jack HOEHL	HAIL
Matt REIDA	RAY-duh



/// 44
ZANE
DENTON

Brentwood, Tenn.
Ravenwood

INF / S-R / 6-0 / 200 / Jr.

CAREER ACCOLADES

- Newcomer All-SEC Team (2021)
- SEC All-Defensive Team - 3B (2021)
- SEC Spring Academic Honor Roll (2021)
- SEC First-Year Academic Honor Roll (2019-20)

2021

- Earned SEC All-Defensive Team recognition for his standout play at third base
- Selected to the Newcomer All-SEC Team
- Started all 58 games with 53 starts at third base and five at first
- Led UA with a .308 (68-221) batting average that included 10 doubles and 10 home runs
- Drew a team-high 35 walks while also leading the Tide in on-base percentage at .405
- Ranked second on UA in hits and runs scored (40) while tying for second in RBI (40)
- Tied for the UA lead in multi-hit games with 21, including a team-high tying 11 in SEC play
- Recorded 14 multi-RBI games to rank second on UA, seven of which came against SEC foes
- Walked off McNeese on Feb. 20 with a solo home run
- Put together a six-game hitting streak from May 2-16, batting .360 (9-25) with two doubles, a home run, five RBI, two runs scored and a walk during that stretch
- Registered a five-game hitting streak in SEC play from April 10-17, batting .500 (11-22) with a home run, six RBI, five runs, two walks and a stolen base across the streak
- Posted a six-game hitting streak from April 10-17, batting .520 (13-25) with a home run, eight RBI, seven runs, five walks and one stolen base during that time
- Notched an eight-game hitting streak from game two of the Feb. 27 doubleheader to March 13, batting .333 (11-33) with two doubles, three home runs, seven RBI, nine runs and six walks across that stretch
- Recorded a six-game hitting streak from March 8, 2020 to Feb. 23, 2021, batting .526 (10-19) with a double, triple, two home runs, five RBI, five runs scored and a walk

2020

- Saw time in 13 games with 11 starts in his first season at the Capstone
- Recorded nine hits, including three doubles and a triple, to go with nine RBI and five runs
- Also tallied three walks and was hit by a pitch
- Made his Alabama debut on Opening Day against Northeastern, starting at third and going 1-for-3 with an RBI and two runs scored

PREP HIGHLIGHTS

- Attended Ravenwood High School in Brentwood, Tenn.
- Top-rated third baseman and No. 5 overall player in the state of Tennessee by Perfect Game USA and Prep Baseball Report
- Ranked as the No. 10 third baseman nationally in the 2019 recruiting class by PG USA
- Tabbed as the No. 21 draft prospect in the state of Tennessee by Baseball America
- Selected to the 2018 Rawlings-Perfect Game Southeast All-Region First Team
- Named to the 2018 All-District 11-AAA First Team by the Tennessee Sports Writers Association
- Earned Underclass All-American High Honorable mention as a sophomore, one year after being named an Honorable Mention selection in 2016 by Perfect Game

PERSONAL INFORMATION

- Zane William Denton
- Born on Feb. 20, 2001
- Son of Traci Denton
- Has three brothers, Chase, Bryce and Myles
- Brother, Bryce, played professionally in the St. Louis Cardinals organization
- Played in the Little League World Series in 2013
- Majoring in news media



/// 16
OWEN
DIODATI

Niagara Falls, Ontario
A.N. Myer

OF / L-R / 6-2 / 220 / Jr.

CAREER ACCOLADES

- Freshman All-American - Collegiate Baseball News (2020)
- First Team All-Canadian - Canadian Baseball Network (2020)
- SEC Co-Freshman of the Week (Feb. 17, 2020)
- SEC Spring Academic Honor Roll (2021)
- SEC First-Year Academic Honor Roll (2019-20)

2021

- Split time between the outfield and designated hitter, playing in 56 games with 55 starts
- Batted .230 (46-200) with three doubles, a triple and 11 home runs
- Ranked second on UA in homers while tying for second in RBI at 40
- Added 30 runs scored and 19 walks to go with a stolen base
- Posted 11 multi-RBI games, including six in SEC play to tie for second among Tide hitters
- Recorded five of the Tide's nine four-RBI performances in 2021
- Totaled three grand slams to tie for the second-most in a single season at UA (since 1983)
- Recorded a grand slam in back-to-back games against College of Charleston on March 7 and then against South Alabama on March 9, the first player in UA history to accomplish the feat
- Helped UA walk off Auburn on April 15 with the game-winning single

- Recorded the game-winning homer in Sunday's series finale at Texas A&M on April 11
- Walked it off for the Tide with a grand slam against South Alabama on March 9
- Recorded an eight-game hitting streak from March 8, 2020 through Feb. 26, 2021, batting .357 (10-28) with a double, one triple, three home runs, 11 RBI, nine runs scored, six walks, three hit-by-pitch and one stolen base in as many attempts across that stretch
- Selected as an NCBWA Preseason Third Team All-American
- Also tabbed to the Preseason All-SEC Second Team by the league coaches

2020

- Selected as a Freshman All-American by Collegiate Baseball News at season's end
- Named a First Team All-Canadian by the Canadian Baseball Network
- Batted .309 (17-55) with three doubles, a triple and five home runs in his 17 games of action, including 14 starts
- Added 22 RBI and 13 runs scored while drawing 13 walks, being hit by a pitch and stealing one base in as many tries
- Team leader in RBI and contributed seven multi-RBI games to pace the Tide in that category
- Ranked second on Alabama in home runs
- Led SEC freshmen in RBI and slugging percentage (.673) while tying for the lead in home runs and walks among first-year players
- Tied for third in RBI and seventh in home runs across all SEC hitters
- Ranked 11th in the league in slugging and was second in that category for UA
- Drew five walks in the Feb. 28 matchup with Harvard to tie the Alabama single-game record for free passes
- Led the Tide offense in nearly every stat category on Opening Weekend against Northeastern, batting .667 (6-9) with a double, triple, three home runs, eight RBI, six runs and four walks
- Recorded two home runs on Opening Day, the first freshman to homer in a season-opener since 2016
- His efforts against the Huskies earned him SEC Co-Freshman of the Week recognition

PREP HIGHLIGHTS

- Attended A.N. Myer High School in Niagara Falls, Ontario, Canada
- The second-rated catcher and No. 10 player overall in Ontario by Perfect Game
- Top-rated catcher and second-ranked player in Canada by Prep Baseball Report
- Ranked No. 363 on Baseball America's Top 400 draft prospects and third on the outlet's top high school list
- Tabbed No. 303 on Perfect Game's Top 500 combined draft list
- Played for Team Canada in the 2019 18U World Cup along with fellow signee Antione Jean
- Member of the Canadian Junior National Team and also played with Great Lakes Canadians during his prep career
- Participated in the Tournament 12 (T12) presented by New Era at Rogers Centre on three occasions
- Received honorable mention recognition in 2018 for the Canada All-America squad from PG
- A two-sport athlete who also excelled at hockey for A.N. Myer

- Born left-handed but switched to right at a young age so he could play multiple positions
- Drafted in the 29th round of the 2019 MLB Draft by the Toronto Blue Jays but elected to attend Alabama

PERSONAL INFORMATION

- Owen James Douglas Diodati
- Born on Aug. 17, 2001
- Son of Ryan and Jody Diodati
- Has one brother, Adrian, and one sister, Alexis
- Father, Ryan, played baseball collegiately at Niagara University
- Grandfather, Doug Rombough, was a center in the NHL
- Majoring in finance



/// 13
BRYCE
EBLIN

Greenwood, Ind.
Center Grove

INF / L-R / 5-11 / 185 / So.

2021

- Played in 16 games with nine starts at shortstop in his first season at the Capstone
- Made the most of his playing time, batting .342 (13-38) with five doubles, eight RBI, nine runs scored and seven walks
- Earned his first start in game two of the season-opening series with McNeese on Feb. 20
- Recorded a five-game hitting streak from April 13-May 20, batting .533 (8-15) with three doubles, six RBI, seven runs, four walks and a hit-by-pitch across that stretch

On the mound

- Worked in two games to combine for 1.1 innings of work in his first season
- Allowed three runs on two hits and a pair of walks with one strikeout as a pitcher
- Made his pitching debut on March 27 against Ole Miss, tossing 1.0 frame and allowing one run on two hits across his 18 pitches

PREP HIGHLIGHTS

- Attended Center Grove High School in Greenwood, Ind.
- The top-rated player in Indiana and No. 36 shortstop nationally according to Prep Baseball Report
- No. 1 shortstop and the No. 5 overall player in the state of Indiana by Perfect Game USA
- Started as CGHS's varsity shortstop all three seasons of prep ball before his senior campaign was canceled
- Holds the Center Grove career record for runs scored despite playing only three seasons
- Earned first team all-state honors from Prep Baseball Report as a junior
- Added first team all-state recognition from the Indiana High School Athletic Association (IHSAA) and the Indiana High School Baseball Coaches Association (IHSBCA) in 2019
- Excelled at the plate as a junior batting .451 with 11 doubles, two triples and a home run

- Added 26 RBI, 36 runs and 14 stolen bases in 26 games of action during his 2019 season
- Helped the Trojans to a 23-3 record, including a 13-1 conference mark, and an appearance in the IHSAA Class 4A State Playoffs as a junior
- Batted .434 with 36 hits as a sophomore, including nine doubles, a triple and five homers
- Recorded at least one hit in 25 of his 28 games played in 2018 while contributing 28 RBI and 41 runs scored

PERSONAL INFORMATION

- Bryce Allen Eblin
- Born on Oct. 20, 2001
- Son of Jim and Jenny Eblin
- Has one sister, Brooke
- Majoring in communications



/// 35
JAKE
EDDINGTON

Doniphan, Mo.
Doniphan

RHP / R-R / 6-2 / 185 / So.

2021

- Appeared in 14 games with one start during his first season in Tuscaloosa
- Made positive strides as his freshman campaign wore on, recording 11 of his 14 appearances following the start of SEC play
- Led all Alabama freshmen in appearances and innings pitched with 21.0
- Owned a 1-0 record and struck out 25 during his time on the mound
- Made the spot start against UAB on April 27 and earned his first career win, tossing 3.0 frames and allowing two runs on five hits with four Ks
- Entered out of the pen for his first career appearance against UT-Martin on Feb. 24, working 1.2 innings and allowing three runs while adding two strikeouts

PREP HIGHLIGHTS

- Attended Doniphan High School in Doniphan, Mo.
- The top-ranked player in the state of Missouri according to Perfect Game USA
- Rated as the No. 86 right-handed pitcher nationally by PG
- Tabbed the No. 4 right-hander in Missouri and the 13th overall prospect in the state by Prep Baseball Report
- Selected to the MLB Prospect Developmental Pipeline League for the summer following his junior year at DHS, joining current teammate Dylan Ray
- Earned 2019 Class 4A All-State First Team honors from the Missouri High School Baseball Coaches Association
- Also named to the 2018 Missouri Class 3A All-State Second Team by the MHSBCA
- Two-sport athlete who also competed in basketball, earning all-conference honors

PERSONAL INFORMATION

- Jacob Drew Eddington
- Born on April 26, 2001
- Son of Bradley and Jessica Eddington
- Has two sisters, Paige and Madison
- Majoring in consumer sciences



/// 28
ELI
GILES

Mobile, Ala.
Faith Academy

RHP / R-R / 5-10 / 180 / So.

2021

- Appeared in 10 games in his first season at UA
- Owned a 0-1 record across his 10 relief appearances totaling 13.0 innings
- Struck out 16 compared to six walks
- Made his first collegiate appearance on Feb. 24 against UT-Martin, suffering the loss after allowing five runs (four earned) in 2.1 innings

PREP HIGHLIGHTS

- Attended Faith Academy in Mobile
- The No. 5 right-handed pitcher and No. 13 overall prospect in Alabama by Prep Baseball Report
- Ranked No. 13 at his position and the No. 28 overall player in the state of Alabama by Perfect Game USA
- Selected to AL.com's 2019 Coastal Alabama All-Region First Team
- Earned Class 6A Second Team All-State honors from the Alabama Sports Writers Association as a junior
- Finished his 2019 season at 7-2 with a 1.26 ERA, allowing just nine earned runs in 50.0 innings
- Helped the Rams to the Class 5A state title in 2018, earning Class 5A Series Most Valuable Player honors for his efforts
- Sported a lowly 0.53 ERA as a sophomore, setting the Faith Academy's all-time single-season mark for ERA (minimum 50.0 innings)

PERSONAL INFORMATION

- Eli Perry Giles
- Born on Jan. 12, 2002
- Son of Don and Lori Giles
- Has one sister, Annabelle
- Majoring in kinesiology



III 48
LANDON GREEN

Helena, Ala.
Helena

RHP / R-R / 6-1 / 200 / R-Jr.

CAREER ACCOLADES

- SEC Spring Academic Honor Roll (2021)
- SEC Spring Academic Honor Roll (2020)
- SEC First-Year Academic Honor Roll (2018-19)

2021

- Played a key role as the Tide's setup man and secondary closer
- Finished 3-2 with two saves across 19 appearances, including one start
- Ranked third on Alabama for relief outings
- Totaled 39 strikeouts, a total was good for second among UA relievers
- Struck out two or more batters in 11 of his 19 outings, including a season-high four on four separate occasions
- Limited opposing batters to a .193 average, the lowest average against by any Tide arm
- Made his first official career start, allowing six runs on five hits with two strikeouts against Tennessee on May 28 in the 2021 SEC Tournament

2020

- Led all Crimson Tide relievers with six appearances out of the bullpen
- Struck out eight across his 6.0 innings of work
- Limited the opposition to a .190 average
- Made his Alabama debut in the season opener against Northeastern on Feb. 14, recording 1.0 IP with a strikeout

2019

- Missed the 2019 campaign after undergoing season-ending surgery in the fall

PREP HIGHLIGHTS

- Attended Helena High School in Helena
- Rated as the No. 12 right-handed pitcher and 29th overall player in the state of Alabama by Perfect Game USA
- Earned Rawlings-Perfect Game Honorable Mention All-America accolades as a senior
- Finished his senior season at 12-1 with a 1.26 ERA, striking out 102 across 77.1 innings
- His 12 wins as a senior was second in the state of Alabama across all classifications
- Played a key role in the Huskies' run to the state championship game in 2018
- Tabbed a 2017 Underclass High Honorable Mention honoree as a junior
- Named to the Birmingham All-Metro Team by AL.com in 2017
- Selected as a member of the all-state second team as a junior
- Wrapped up his junior season with a perfect 11-0 record and a 1.66 ERA, leading Helena to its first state title in school history

- Helped the Huskies to a 2016 Class 5A Area 8 title, one year after contributing to the 5A state runner-up squad for Helena as a freshman
- High school teammate of former Crimson Tide catcher Sam Praytor

PERSONAL INFORMATION

- Landon Garrett Green
- Born on Sept. 21, 1999
- Son of Jason and Connie Green
- Has one brother, Logan
- Majoring in consumer sciences



III 40
BROCK GUFFEY

Hoover, Ala.
Hoover

LHP / S-L / 6-1 / 190 / R-Sr.

CAREER ACCOLADES

- Earned his undergraduate degree in May of 2021
- SEC Community Service Team (2020)
- SEC Spring Academic Honor Roll (2020)
- SEC First-Year Academic Honor Roll (2017-18)

2021

- Missed a majority of his senior season working through injuries
- Totaled 11 appearances and owned an 0-1 record with two saves
- Struck out 16 in 14.1 innings of work
- Named to the NCBWA's Stopper of the Year Watch List to start the 2021 season

2020

- Tied for the team lead in wins with a 3-0 record
- Maintained a 1.04 ERA (1 ER/8.2 IP) with 13 strikeouts and only one walk
- Held opposing hitters to a .138 average while allowing only four hits

2019

- Appeared in 19 games
- Maintained a 2.92 ERA (8 ER/24.2 IP) with 21 strikeouts and only four walks
- Limited opposing hitters to a .244 average
- Was equally impressive in SEC play, maintaining a 3.10 ERA (7 ER/20.1 IP) across 15 outings
- Struck out 15 compared to three walks in conference pairings

2018

- One of the Tide's two lefties out of the bullpen
- Went 1-2 with a save in his first season at UA
- Sported a 3.64 ERA (12 ER/29.2 IP) across his 21 appearances
- Struck out 24 compared to 10 walks
- Saw time in 11 SEC contests, contributing 14.0 innings out of the pen

PREP HIGHLIGHTS

- Attended Hoover High School in Hoover
- Highly rated left-handed pitcher in the state of Alabama by Perfect Game USA
- Earned PG USA 2017 Southeast Region Honorable Mention

- Played a key role in Hoover's run to the 7A state championship during his senior season, where he received Most Valuable Player honors
- Selected to the 2017 Super All-State Team by AL.com
- Named the 7A Pitcher of the Year by the Alabama Sports Writers Association (ASWA) as a senior
- Recognized as AL.com's Birmingham Baseball Player of the Year
- Wrapped up his senior campaign with an 11-0 mark and a 0.57 ERA, while collecting 111 strikeouts across his 86.0 innings of work

PERSONAL INFORMATION

- Brock Freeman Guffey
- Born on April 17, 1998
- Son of Freeman and Angie Guffey
- Has one brother, Drew, and one sister, Tennyson
- Graduated from Alabama with his degree in consumer sciences in May of 2021
- Pursuing a second undergraduate degree in geography



III 11
WILLIAM HAMITER

Tuscaloosa, Ala.
Northridge

OF / L-R / 5-11 / 190 / Jr.

CAREER ACCOLADES

- SEC Spring Academic Honor Roll (2021)
- SEC First-Year Academic Honor Roll (2019-20)

2021

- Started 53 games with 46 in the outfield to go with four at designated hitter and three at first
- Batted .271 (55-203) with 11 doubles, one triple and four home runs
- Tied for third on UA with 35 runs while adding 34 RBI and 55 hits to rank fourth for the Tide
- Totaled 16 multi-hit games, good for third on UA
- Suffered an oblique injury prior to the series finale at Arkansas on March 21 which forced him to miss five games
- Recorded a walkoff RBI-single in game one of the doubleheader vs. Wright State on Feb. 27
- Reached base safely in the first 14 games and got aboard in 46 of his 53 contests overall
- Got aboard in a team-high tying 18 straight games from April 2-May 1
- Notched a six-game hitting streak from April 13-23, batting .280 (7-25) with a double, one triple, a homer, seven RBI, six runs and four walks across that time
- Totaled a five-game hitting streak in SEC action from April 2-10, going 9-for-21 (.429) with two doubles, a homer, one RBI, six runs scored, a walk and one hit-by-pitch during the streak
- Recorded a six-game hitting streak from April 2-10, batting .417 (10-24) with two doubles, a home run, two RBI, six runs, two walks and a hit-by-pitch across that stretch
- Put together a six-game hitting streak from Feb. 27-March 10, batting .423 (11-26) with two doubles, seven RBI and five runs scored during that time

2020

- Saw time in three games in his first year at UA
- Recorded one hit across his three total at-bats
- Made his Alabama debut against Northeastern on Feb. 14, entering as a pinch-hitter before moving to third base

PREP HIGHLIGHTS

- Attended Northridge High School in Tuscaloosa
- Rated as Perfect Game USA's No. 2 shortstop and the fifth-overall prospect in the state of Alabama for the 2019 class
- The No. 2 shortstop and fifth-ranked prospect in Alabama by Prep Baseball Report
- Competed in the 2019 AHSAA North-South All-Star Game
- Selected to the 2018 Perfect Game Underclass Third Team as a junior
- Tuscaloosa News "Super 9" honoree in 2018
- Named to the Class 6A All-State Second Team by the Alabama Sports Writers Association (ASWA) in 2018
- Tabbed to the AHSAA North-South Baseball All-Star Team in 2018
- Batted an impressive .422 with 46 RBI, nine home runs, seven doubles and four triples across his junior season
- Earned 2017 Rawlings-Perfect Game Underclass High Honorable mention
- Set the Northridge single-season records for RBI (46), home runs (9) and triples (4) across his four seasons on the varsity team
- A multi-sport athlete, also competed in football as a freshman and basketball during the 2016 and 2017 seasons for the Jaguars

PERSONAL INFORMATION

- William Burton Hamiter
- Born on June 21, 2000
- Son of Doug and Brooke Hamiter
- Has one brother, Weston, and one sister, Anne Douglas Hamiter
- His cousin, Hunter Gregory, played baseball at Alabama from 2011-12
- Majoring in finance



/// 25
DAVIS
HELLER

Gilbert, Ariz.
So. Mountain C.C./Mesquite

INF / R-R / 6-8 / 250 / Jr.

CAREER ACCOLADES

- SEC Spring Academic Honor Roll (2021)

2021

- Suffered a season-ending injury in the Crimson Tide's final regular-season series
- Earned playing time in 15 games with five starts prior to his injury
- Batted .222 (6-27) with six runs and six walks on the season
- Saw time in two games in the season-opening series with McNeese for his first action at UA

2020 (SOUTH MOUNTAIN C.C.)


- Spent the shortened season at South Mountain Community College in Phoenix, Ariz.
- Played in 15 games for the Cougars
- Batted .531 with seven doubles while adding 15 RBI and 11 runs scored
- Also recorded five walks and three stolen bases
- Earned NJCAA Academic All-America recognition at season's end

PREP HIGHLIGHTS

- Attended Mesquite High School in Gilbert, Ariz.
- Tabbed the No. 3 overall prospect and No. 2 right-hander in Arizona by Perfect Game USA
- Rated as the No. 4 player and right-handed pitcher in his state by Prep Baseball Report
- Earned all-state honors on three occasions while being selected as an all-league honoree four times at MHS
- Finished his prep career at 19-4 with a 2.20 ERA and 163 strikeouts across 127.0 innings
- Helped the Wildcats to a state title as a freshman
- Went 10-0 in his first season of high school ball
- Originally committed to Oklahoma before attending South Mountain C.C.

PERSONAL INFORMATION

- Davis James Heller
- Born on July 4, 2000
- Son of DJ and Melanie Heller
- Has three sisters, Brianna, Lindsey and Jenna
- Father, DJ, played baseball at the University of Pacific from 1986-90
- Mother, Melanie, played volleyball at the University of Pacific from 1987-91
- Sister, Jenna, plays volleyball at Pacific
- Majoring in communications



/// 26
GRAYSON
HITT

Germantown, Tenn.
Houston

LHP / R-L / 6-3 / 195 / So.

2021

- One of the Tide's most called-on rookies in 2021, totaling 11 appearances, including three starts
- Finished with a 2-3 record and totaled 18.1 innings of work during his time on the mound
- Struck out 16 and recorded at least one strikeout in nine of his 11 outings
- Got the nod for his first career start in the matchup with ULM on April 7
- Made his first career appearance in the Sunday matchup with McNeese on Feb. 21, picking up the win after entering for 3.0 innings of relief that included four strikeouts

PREP HIGHLIGHTS

- Attended Houston High School in Germantown, Tenn.
- The top-rated left-handed pitcher in Tennessee and the state's No. 13 overall prospect by Perfect Game USA
- Also tabbed the No. 50 left-hander in the nation by PG coming out of high school

- The third-ranked lefty and No. 11 player from Tennessee according to Prep Baseball Report
- Ranked the 81st overall prospect in the 2020 MLB Draft according to ESPN.com
- Selected to the Tennessee Baseball Coaches Association's Class 3A All-State Team in 2019
- Also earned Class 3A First Team All-State accolades from the Tennessee Sports Writers Association as a junior
- Named to the 2019 Memphis Commercial Appeal's All-Metro Second Team
- A two-sport athlete who also stood out on the football field as a wide receiver and free safety
- Holds the HHS career and single-season records for receiving yards, catches and touchdowns
- Earned first team all-state honors on the gridiron as a senior

PERSONAL INFORMATION

- Robert Grayson Hitt
- Born on Dec. 11, 2001
- Son of Greg and Julie Hitt
- Has one brother, Greg Jr.
- Majoring in business



/// 10
JIM
JARVIS

San Diego, Calif.
Clairemont

INF / L-R / 5-10 / 185 / Jr.

CAREER ACCOLADES

- SEC Spring Academic Honor Roll (2021)
- SEC First-Year Academic Honor Roll (2019-20)

2021

- The Crimson Tide's primary shortstop who played in 57 games with 56 starts
- Made 48 starts at short to go with five at third and three at second base
- Batted .237 (41-173), including six doubles and a team-high three triples
- Added 17 RBI and 29 runs to go with 26 walks and five stolen bases in as many attempts
- Totaled 16 strikeouts across his 173 at-bats, the fewest by UA's everyday starters in 2021
- Tied for second in the SEC and led the Tide with seven sacrifice bunts
- Recorded 151 assists to rank fourth in the league while helping to turn 28 double plays to tie him for 13th
- Ranked second on UA in stolen bases (5-5)
- Got aboard in 12 straight games from April 27-May 22
- Put together an eight-game hitting streak from April 27-May 15, finishing at .407 (11-27) with two doubles, two triples, five RBI, six runs and a pair of walks during that time
- Reached base safely in 18 straight games from Feb. 21-March 21 to tie for the team-high streak during the 2021 campaign
- Recorded a nine-game hitting streak from Feb. 24-March 9, batting .407 (11-27) with a double, triple, three RBI, six runs, four walks, two hit-by-pitch and one stolen base across that stretch

2020

- Played in 17 games with 15 starts in his first season in Tuscaloosa
- Totaled 12 hits, including two doubles, while adding eight RBI and eight runs scored
- Drew eight walks and was hit by three pitches
- Made an impact on the bases with four stolen bases in five attempts
- Tied for fourth in the SEC with 42 assists
- Tied for third among SEC freshmen in stolen bases
- Ranked fifth in on-base percentage (.411) and tied for fifth in walks in the league's freshmen
- Made his Crimson Tide debut on Opening Day against Northeastern, starting at second and going 1-for-4 with an RBI, one run and a walk

PREP HIGHLIGHTS

- Attended Clairemont High School in San Diego, Calif.
- Selected as a San Diego County All-Star his senior year
- Added First Team All-Conference honors in the San Diego Section following that 2019 season
- Earned CHS Most Valuable Player recognition as a senior and was also selected as the Chieftains' MVP as a junior and sophomore
- Tabbed to the all-conference first team in both 2017 and 2018
- Selected as Freshman of the Year and named to the all-league squad in his first season at CHS
- A three-sport athlete who also played basketball and took part in water polo for the Chieftains

PERSONAL INFORMATION

- James Patrick Jarvis
- Born on Nov. 6, 2000
- Son of Chip and Susan Jarvis
- Has two brothers, Luke and Mike, and two sisters, Kate and Molly
- Father, Chip, played football at the University of San Diego
- Brother, Luke, played baseball at Auburn from 2017-18 and was drafted by the Miami Marlins
- Brother, Mike, played collegiately at San Diego State and is a member of the Pittsburgh Pirates organization
- Majoring in management



/// 14
ANTOINE JEAN

Montreal, Quebec
École Édouard-Montpetit

LHP / R-L / 6-1 / 180 / Jr.

CAREER ACCOLADES

- Freshman All-American - Collegiate Baseball News (2020)
- Second Team All-Canadian - Canadian Baseball Network (2020)
- SEC Spring Academic Honor Roll (2021)
- SEC First-Year Academic Honor Roll (2019-20)

2021

- One of the Tide's regular weekend starters who was hampered by injuries all season

- Made five straight weekend starts to begin the year before being sidelined for nearly a month
- Returned for a start at Texas A&M on April 11 before exiting early
- Entered for his first career relief appearance on April 17 against Auburn before being shut down for the remainder of the year

2020

- Earned Freshman All-America recognition from Collegiate Baseball News at season's end
- Named a Second Team All-Canadian by the Canadian Baseball Network
- Wrapped up his first season tied for the UA lead in wins with a 3-0 record across four starts
- Maintained a 3.18 ERA (6 ER/17.0 IP) and struck out 17 compared to only three walks
- His three walks tied for the third-fewest in the SEC among qualifying pitchers
- Picked up the win in his Alabama debut against Northeastern on Feb. 16, working 4.0 innings and allowing four hits and three runs (two earned) with a walk and two strikeouts

PREP HIGHLIGHTS

- Attended École Édouard-Montpetit in Montreal, Quebec
- Tabbed the No. 8 MLB Draft Prospect from Canada by Baseball America in 2019
- Rated the No. 5 left-handed pitcher and No. 21 player overall in Canada by Perfect Game
- One of the top-ranked players in Canada by Prep Baseball Report
- Played for Team Canada in the 2019 18U World Cup along with fellow signee Owen Diodati
- Drafted in the 17th round of the 2019 MLB Draft by the Minnesota Twins but elected to attend Alabama

PERSONAL INFORMATION

- Antoine Jean
- Born on Aug. 1, 2001
- Son of Pascal Jean and Aicha Malenfant
- Has two sisters, Felicia and Mirabelle
- Majoring in communications



/// 34
JACOB McNAIRY

Athens, Ala.
Athens

RHP / R-R / 6-2 / 205 / Sr.

CAREER ACCOLADES

- SEC Spring Academic Honor Roll (2021)
- SEC Spring Academic Honor Roll (2020)
- SEC First-Year Academic Honor Roll (2018-19)

2021

- Totaled 15 appearances, including three starts as one of the Tide's most reliable arms
- Finished with a 1-1 record and a 5.59 ERA (23 ER/37.0 IP) in his 37.0 innings of work
- Recorded 27 strikeouts compared to nine walks during his time on the mound
- Missed one month of the season due to injury

- Returned from injury to make his first career start on May 22 against Mississippi State, punching out two with two hits allowed across his 2.0 innings of work

2020

- Totaled 9.0 relief frames across his three outings
- Finished with a 1.00 ERA (1 ER/9.0 IP)
- Struck out six and did not issue a walk while holding opposing hitters to a .200 average

2019

- Appeared in 10 games as a reliever, totaling 13.0 innings of work
- Collected his first career save against North Alabama on Feb. 27

PREP HIGHLIGHTS

- Attended Athens High School in Alabama
- Ranked as the No. 19 pitcher and the 39th-overall player in Alabama by Perfect Game USA
- Received 2018 Rawlings-Perfect Game Honorable Mention All-America recognition as a senior
- Named Alabama 6A First Team All-State by the Alabama Sports Writers Association
- Helped Athens to two straight Class 6A, Area 16 titles during his junior and senior seasons
- A two-way player, was selected as Athens' Most Valuable Player as a senior while earning Hitting and Pitching Most Valuable Player honors as a junior in 2017
- Improved on his numbers as a senior, going 8-3 with a lowly 1.93 ERA across 61.2 innings
- Struck out 68 with only eight walks as a senior and limited his opponents to a .174 average
- Batted .407 with 39 RBI and 18 runs scored in his time at the plate
- Finished 3-1 with a 2.26 ERA and 34 strikeouts across nine appearances as a junior
- Added a .359 average to go with 19 RBI and 13 runs scored to his 2017 totals

PERSONAL INFORMATION

- Jacob Allen McNairy
- Born on Nov. 22, 1999
- Son of Jimmie and Melanie McNairy
- Has one sister, Emily
- Majoring in human performance exercise science



/// 21
ANDREW PINCKNEY

Peachtree City, Ga.
McIntosh

OF / R-R / 6-3 / 205 / R-So.

CAREER ACCOLADES

- SEC Spring Academic Honor Roll (2021)

2021

- Finished with 45 games played and 24 starts
- Inserted into the starting lineup on March 7 and gained valuable experience the rest of the way, playing in 36 of the Tide's final 48 games, including 24 starts

- Batted .245 (25-102) with six doubles and a home run to go with 11 RBI and 16 runs scored
- Also contributed three walks and a pair of stolen bases
- Made numerous highlight-reel catches and throws in the outfield, including at least two of note at the SEC Tournament
- Earned his first career start at the College of Charleston on March 7
- Entered off the bench in right against Troy on March 3, making a home-run saving catch that finished No. 6 on SportsCenter's Top 10 Plays
- Came in as a defensive replacement in the first two games against McNeese, recording an assist on Feb. 20 thanks to a throw to the plate from right field that cut down the go-ahead run and allowed UA to eventually win the game

2020


- Did not see playing time in his first season at UA

PREP HIGHLIGHTS

- Attended McIntosh High School in Peachtree City, Ga.
- Rated as the No. 32 outfield prospect from Georgia by Perfect Game USA coming out of high school
- Selected as the Offensive Player of the Year in his region as a senior
- Also named the 2019 Scholar-Athlete of the Year
- The 5-3A Region Home Run Champion in his final season at McIntosh
- Earned Second Team All-County accolades from the Fayette County News in 2018
- Competed in 21 games as a junior, batting .377 with a 1.000 fielding percentage in the outfield
- Lettered in his first three seasons with the varsity baseball team at MHS
- A two-sport athlete, also competed in basketball through his junior year for the Chiefs
- Born in Tuscaloosa before moving to Georgia

PERSONAL INFORMATION

- Andrew David Pinckney
- Born on Dec. 7, 2000
- Son of David and Tami Pinckney
- Has one sister, Alexandria
- Father played baseball at Grambling State University where he earned All-SWAC honors
- Majoring in management information systems



31
WILL
PORTERA

Memphis, Tenn.
Memphis Uni. School

C/INF / S-R / 5-10 / 185 / R-Fr.

2021

- Did not see playing time in his first year at UA


PREP HIGHLIGHTS

- Attended Memphis University School in Memphis, Tenn.
- The No. 4 shortstop and 44th-ranked player in Tennessee by Prep Baseball Report

- Rated as Perfect Game USA's No. 8 shortstop and the No. 23 overall prospect in Tennessee
- Started on the varsity squad at MUS from eighth grade on, totaling 126 career hits
- Named team captain for the Owls as both a junior and senior
- Earned all-state honors from the Tennessee Baseball Coaches Association as a junior
- Named to the 2019 Memphis Commercial Appeal's All-Metro Second Team
- Sported a 1.062 OPS in that junior season while batting .376
- Posted a .352 average as a sophomore, improving on his .317 mark as a freshman
- A two-sport athlete who also competed in football for the Owls
- Selected to Memphis University School's Cum Laude Society as a junior and graduated Summa Cum Laude in 2020

PERSONAL INFORMATION

- William Joseph Portera
- Born on April 6, 2002
- Son of Greg and Amy Portera
- Has one sister, Mary Virginia
- Majoring in biology



4
CONNOR
PRIELIPP

Tomah, Wis.
Tomah

LHP / L-L / 6-2 / 210 / Jr.

CAREER ACCOLADES

- First Team All-American - Collegiate Baseball News (2020)
- Freshman All-American - Collegiate Baseball News (2020)
- National Freshman Player of the Year - Collegiate Baseball News (2020)
- SEC Spring Academic Honor Roll (2021)
- SEC First-Year Academic Honor Roll (2019-20)

2021

- Suffered a season-ending injury mid-year and missed a majority of the 2021 schedule
- Did not allow a run across the first 26.2 innings of his career spanning his first two years at UA
- Made the season-opening start and was out with a medical issue until April 17 against Auburn
- Returned from a two-month hiatus to make the Saturday start against the Tigers on April 17
- Appeared for his third start after a month-long absence when he faced LSU on May 16
- Tossed 5.0 scoreless frames against McNeese on Feb. 19, allowing four hits while striking out eight in his season-opening start
- Picked up Golden Spikes Award Preseason Watch List recognition from USA Baseball
- Selected as a Preseason First Team All-American by Collegiate Baseball News, D1Baseball.com, the NCBWA and Perfect Game USA entering his sophomore season
- Named to the Preseason All-SEC First Team
- Listed as the No. 4 pitcher on Baseball America's College Top 150 list for 2021

2020

- Earned First Team All-America honors from Collegiate Baseball News
- One of four to earn National Freshman Player of the Year accolades from CBN
- Named a Freshman All-American by CBN
- Selected as Perfect Game USA's "Impact Freshman of the Year"
- Named D1Baseball.com's "Top Freshman Pitcher" at season's end
- Finished his first season at the Capstone with a perfect 0.00 ERA (21.0 IP) and a 3-0 record across four starts
- Struck out 35 compared to six walks and held opposing hitters to a team-low and SEC-low .077 average
- Gave up the fewest hits (5) and earned runs (0) among qualifying pitchers in the SEC
- Allowed just 2.14 hits per nine innings to lead the SEC and rank third nationally
- Paced the conference and ranked fifth in Division I with a 0.52 WHIP
- Tied for third in the SEC in strikeouts
- Picked up a win in each of his first three career starts at UA, making him the first freshman since B.J. Green in 1998 to get a victory in the first three starts of his career
- Green was a reliever in 1998 and did not make three straight starts as Prielipp did in 2020
- Earned the start on Opening Day against Northeastern, making him the first freshman since Taylor Guilbeau (2012) to earn the nod in the season-opener
- The duo are the only freshmen to start an opener for UA since freshmen were allowed to play Division I baseball (1968)
- Secured the win in that start against the Huskies, making him the first freshman in school history to win a season opener

PREP HIGHLIGHTS

- Attended Tomah High School in Tomah, Wis.
- The top-rated left-handed pitcher and No. 2 overall player in the state of Wisconsin by Perfect Game USA
- Also tabbed as the No. 27 left-handed pitcher nationally in the 2019 class by PG
- The No. 1 left-hander and top-ranked overall player in Wisconsin by Prep Baseball Report
- Tabbed the sixth-rated lefty and No. 54 player nationally by PBR
- Selected as the 2019 Gatorade State High School Player of the Year
- Earned Collegiate Baseball News First Team All-American honors in 2019
- Maintained a 6-2 record with a 0.85 ERA and 118 strikeouts across 49.1 innings pitched during the regular season as a senior at THS
- Also batted .311 with seven doubles, 12 RBI and a .446 slugging percentage in that final season
- Earned 2018 Underclass Honorable Mention accolades from PG as a junior
- Second Team All-USA Wisconsin Baseball selection by USA Today in 2018
- 2018 District III Player of the Year and First Team All-District honoree
- Selected as the Wisconsin Baseball Central Pitcher of the Year following his junior year
- Named the La Crosse Tribune's Player of the Year in 2018
- Earned Mississippi Valley Conference Player of the Year recognition at the conclusion of his junior season

III PLAYER PROFILES

- Posted a 0.27 ERA with 97 strikeouts across 52.0 innings pitched with only 14 total hits allowed during his time on the mound in 2018
- Also contributed 16 hits and 18 RBI as a hitter during his junior year
- Two-sport athlete who also played quarterback for the THS football team
- Drafted in the 37th round of the 2019 MLB Draft by the Boston Red Sox but elected to attend Alabama

PERSONAL INFORMATION

- Connor Francis Prielipp
- Born on Jan. 10, 2001
- Son of Darrell and Shelia Prielipp
- Has one brother, Shane
- Majoring in consumer sciences



III 38
**DYLAN
RAY**

New Market, Ala.
Bob Jones

RHP / R-R / 6-3 / 230 / R-Fr.

2021

- Suffered a season-ending injury prior to the start of the season

PREP HIGHLIGHTS

- Attended Bob Jones High School in Madison
- The state of Alabama's top-rated prospect according to Prep Baseball Report
- Also tabbed as the No. 33 right-handed pitcher nationally by PBR
- The No. 5 prospect and the third-ranked right-handed pitcher in Alabama according to Perfect Game USA
- Selected to the MLB Prospect Developmental Pipeline League for the summer following his junior year at DHS, joining current teammate Jake Eddington
- Helped BJHS to a 42-10 mark and the Class 7A State Championship as a junior
- Named the Class 7A Hitter of the Year and earned all-state honors from the Alabama Sports Writers Association (ASWA) in 2019
- Finished his junior campaign with a 5-1 record to go with a 3.19 ERA and 60 strikeouts
- Also batted .403 with nine home runs and 64 RBI in that junior season
- Earned all-state recognition from the ASWA as a sophomore
- Wrapped up his sophomore campaign with a .377 average that included 10 doubles, two triples and 13 home runs to go with 67 RBI and 50 runs scored
- Two-sport athlete who also competed in football

PERSONAL INFORMATION

- Dylan Jabe Ray
- Born on May 9, 2001
- Son of Tom and LaJeanna Ray
- Has two brothers, Jacob and Brayden, and one sister, McKenna
- Majoring in consumer sciences



III 7
**CADEN
ROSE**

Madison, Ala.
Bob Jones

OF/INF / R-R / 5-10 / 175 / So.

2021


- Called into duty for 54 games of action, including 42 starts in center field
- Played elite defense in center and fielded at a .991 clip with just one error
- Batted .190 (26-137) in his first season, recording seven doubles, a triple and four home runs
- Added 19 RBI and 23 runs to go with 13 walks and two stolen bases

PREP HIGHLIGHTS

- Attended Bob Jones High School in Madison
- The top-ranked shortstop and third-rated player in Alabama by Prep Baseball Report
- Also rated the No. 32 shortstop nationally and No. 134 recruit in the country by PBR
- Perfect Game USA's No. 3 shortstop and 15th overall prospect in the state
- Owns the career records at BJHS in doubles and runs scored
- The only player in Bob Jones history to be named first team all-state three times
- Named to the AL.com 7A All-State Baseball 'Terrific 20' Team in 2020
- An all-state first team selection by the Alabama Sports Writers Association's in 2019
- Selected to play in the 2019 AHSAA North-South All-Star Game following his junior campaign
- Helped BJHS to the state championship game as a junior but was unable to play due to injury
- Compiled a .433 average with 18 doubles, three triples and seven homers prior to his absence
- Also maintained a 3-0 record with four saves and a 0.89 ERA as a junior
- Named to AL.com's First Team All-State squad as a sophomore
- Batted .335 with 15 doubles, six homers, 31 RBI and 28 steals in that 2018 campaign
- Added a perfect 6-0 record and two saves as a sophomore to go with a 1.58 ERA
- A two-sport athlete who also excelled on the football field for the Patriots
- Selected as a first team all-state honoree in his final season making him the first male athlete in BJHS history to be named first team all-state in two different sports
- Earned second team all-state honors on the gridiron as a junior

PERSONAL INFORMATION

- Caden Allen Rose
- Born on Oct. 7, 2001
- Son of Kevin and Heather Rose
- Has one sister, Kaylee
- Majoring in management



III 37
**HUNTER
RUTH**

Gainesville, Fla.
Palm Beach C.C./Florida/Buchholz

RHP / R-R / 6-2 / 195 / R-Sr.

CAREER ACCOLADES

- SEC Spring Academic Honor Roll (2021)

2021

- Appeared in nine games during his first season
- Totaled 15.1 frames and notched one save
- Struck out 14 compared to five walks
- Made his Alabama debut against Jacksonville State on March 10, tossing 1.0 scoreless frame with a strikeout

2020 (PALM BEACH STATE C.C.)

- Spent the pandemic-shortened season at Palm Beach State Community College

2018-19 (FLORIDA)

- Began his collegiate career at the University of Florida for two seasons
- Named to 2019 SEC Spring Academic Honor Roll
- Had his redshirt freshman season cut short when he was sidelined due to injury on April 18
- Combined for 26.0 innings across 12 appearances prior to the injury
- Made his collegiate debut against Long Beach State on Feb. 17, tossing 2.0 scoreless frames
- Selected to the 2017-18 SEC First-Year Academic Honor Roll
- Redshirted in his first season in Gainesville following an offseason surgery

PREP HIGHLIGHTS

- Attended Buchholz High School in Gainesville, Fla.
- Ranked as the No. 55 overall player and the 10th-rated recruit from the state of Florida by Perfect Game USA
- Also tabbed the No. 18 right-handed pitcher nationally and No. 2 righty from his home state by PG
- Named a 2017 Under Armour All-American at the conclusion of his prep career
- Earned first team all-area accolades for the North Central Florida region as a senior at BHS
- Went 1-1 and maintained a 2.00 ERA over 17.1 innings in his final prep season before it was cut short due to injury
- Added a .354 average with five doubles, a triple and four home runs to go with 22 RBI in 2017
- Selected to play in the 2016 Under Armour All-America Game
- Also invited to the 2016 Perfect Game Underclass All-American Classic
- Picked up first team all-county honors in his junior season
- Posted a 2-1 record and 36 strikeouts in 26.2 innings of work as a junior at BHS
- Drafted in the 32nd round of the 2017 MLB Draft by the Chicago Cubs but elected to attend Florida

PERSONAL INFORMATION

- Garrett Hunter Ruth
- Born on May 25, 1999
- Son of Kirk and Kathy Ruth
- Has one sister, Delaney
- Majoring in business



18
DREW
WILLIAMSON

Brewton, Ala.
T.R. Miller

INF / L-R / 6-4 / 225 / Sr.

CAREER ACCOLADES

- SEC Spring Academic Honor Roll (2021)
- SEC Spring Academic Honor Roll (2020)
- SEC First-Year Academic Honor Roll (2018-19)

2021

- The Crimson Tide's everyday first baseman who battled through injuries down the stretch
- Suffered a broken hamate bone at Vanderbilt on May 7 that kept him out for the remainder of the regular season
- Returned to play in the SEC Tournament and NCAA Ruston Regional
- Played in 48 games with 47 starts at first base
- Fielded at an impressive .998 clip, committing only one error across his 416 chances
- Batted .255 (42-165) with 12 doubles - good for second on UA - in addition to four home runs
- Added 21 RBI and 33 runs scored while walking 26 times and stealing three bases
- Turned 33 double plays to rank fifth in the SEC in that category
- Recorded a team-high 12 walks in league action to go with his .307 average that finished third by an Alabama hitter
- Totaled seven doubles against SEC foes to tie for 13th in the league

2020

- Started 16 games - all at first base
- Batted .340 (17-50) with two doubles, one triple and a home run while adding six RBI and 14 runs scored
- Drew a team-high 18 walks and ranked second on UA in stolen bases with five
- Finished second in the SEC in walks
- Sported a .521 on-base percentage, good for seventh in the conference
- Also tied for the league lead with 11 double plays turned

2019

- Started 53 of his 54 games played in his first season at the Capstone
- Got aboard in 48 of his 53 starts as a freshman, including 26 of 30 SEC contests
- Paced the Crimson Tide in walks (40) and on-base percentage (.425) while ranking third in average at .290 (51-176)
- His 40 walks tied for fifth in the SEC during the regular season
- Ranked second for UA in walks with 18 during SEC play, a total that tied for 11th in the league

- Tied for second on the team in doubles (5) and tied for fourth in RBI (10) in league pairings
- Reached base safely in 12 straight games from April 24-May 14
- Collected a seven-game SEC hitting streak from April 26-May 10, maintaining a .280 (7-25) average to go with two doubles, five RBI, two runs and five walks across that stretch
- Reached base in 19 straight games from March 9-April 9
- Recorded a six-game hitting streak from April 26-May 5, going 6-for-21 (.286) with two doubles, four RBI, two runs and five walks across that stretch
- Put together a five-game hitting streak from March 24-31, batting .474 (9-19) with a double, home run, RBI, four runs and a stolen base during that time
- Reached base safely in the first 11 games to start the 2019 campaign
- Selected as MVP of the Capital City Classic with a perfect 4-for-4 night that included a double, two runs and a stolen base against the Tigers

PREP HIGHLIGHTS

- Attended T.R. Miller High School in Brewton
- Rated as the No. 2 outfielder and the No. 10 player in Alabama by Perfect Game USA
- Received 2018 Rawlings-Perfect Game Honorable Mention All-America honors
- Named to Perfect Game's Southeast All-Region Second Team in 2018
- Selected to the 2018 USA Today All-USA Baseball Second Team following his senior campaign
- Twice named first team all-state by the Alabama Sports Writers Association (ASWA) and selected as the 3A Hitter of the Year by the ASWA in both his junior and senior seasons
- Tabbed to the 2018 Super All-State Team by AL.com
- Earned MaxPreps Small School All-America honors in 2018
- As a senior, batted .544 with 37 hits, including 16 doubles and two home runs, and added 19 RBI and 33 runs scored in his 26 games
- Tabbed an Underclass Second Team All-American by PG in 2017
- Named to the Montgomery Advertiser's Super All-State squad following his junior campaign
- Selected to play in the Alabama North/South All-Star Game as a junior
- In 34 games as a junior, led the Tigers in nine offensive categories including average (.616), triples (2), homers (8) and runs (63) along with on-base (.764) and slugging (1.123)
- Stood out of as a sophomore, compiling a .324 average across 34 games
- As a freshman on the varsity team, batted .472 with 17 RBI and 32 runs scored in 22 contests

PERSONAL INFORMATION

- Andrew Edward Williamson
- Born on March 23, 2000
- Son of Ed and Leslie Williamson
- Has one sister, Caroline
- Father, Ed, played junior college baseball before attending Troy University
- Majoring in management

III PLAYER PROFILES - NEWCOMERS



III **41**
**CONNOR
BALL**

Sterrett, Ala.
Chelsea

LHP / L-L / 6-0 / 170 / Fr.

PREP HIGHLIGHTS

- Attended Chelsea High School in Chelsea
- The sixth-rated lefty and the No. 25 prospect overall from Alabama by Perfect Game USA
- Tabbed the No. 8 lefty and 45th-rated player in Alabama by Prep Baseball Report
- Earned a spot on the Alabama Sports Writers Association All-State First Team in 2021
- Selected as the ASWA's Pitcher of the Year in Shelby County as a senior
- Finished 6-4 with a 1.90 ERA and 128 strikeouts during his final season at Chelsea
- Picked to the North team for AHSAA All-Star Sports Week in 2020
- Named to the 'Next 20' on AL.com's 'Terrific 20'
- Earned first team all-country honors in Shelby County as a junior
- Added second team All-South Metro accolades from the Vestavia Voice in 2020
- Finished with a 4-1 record and a 2.19 ERA across 28.2 innings pitched as a junior
- Recorded 49 strikeouts in 2020 despite the shortened season
- Helped Chelsea to the Alabama 6A State Championship series as a sophomore
- Named a MaxPreps 2019 Underclass All-American for his efforts that same season
- Selected to the Alabama Sports Writers Association Class 6A first team in 2019
- Selected as a first team all-country honoree in 2019 along with all-metro honors that season
- Owned a 2.12 ERA and struck out 107 while holding a 9-3 record across 82.0 IP in 2019
- A two-sport athlete who also played basketball for the Hornets

PERSONAL INFORMATION

- Connor Michael Ball
- Born on March 26, 2003
- Son of Michael and Rhonda Ball
- Has one sister, Madeline
- Enrolled in pre-major studies



III **36**
**HAGAN
BANKS**

Plainville, Ga.
Calhoun

RHP / R-R / 6-4 / 200 / Fr.

PREP HIGHLIGHTS

- Attended Calhoun High School in Calhoun, Ga.
- Rated as the No. 7 right-handed pitcher and 21st overall prospect in the state of Georgia by Perfect Game USA
- The ninth-rated righty and No. 24 prospect in Georgia by Prep Baseball Report
- Baseball America's No. 26 MLB Draft prospect from Georgia for the 2021 draft
- Earned first team all-region and all-state honors while also being selected to the 'Best of Preps All-Star Team' by the Chattanooga Times in 2021
- Went 5-2 and owned a 1.57 ERA as a senior
- Added 96 strikeouts compared to just 14 walks in 2021
- Limited to only 18.0 innings of work as a junior during the pandemic-shortened season
- Finished 6-2 with a 2.33 ERA across 48.0 innings of work as a sophomore
- Recorded one win and a save across his 16.0 innings of work during his first prep season in 2018

PERSONAL INFORMATION

- Hagan Reece Banks
- Born on July 20, 2002
- Son of Bryan and Staci Banks
- Has one sister, Molly, and a brother, Jackson
- Mother played basketball collegiately at Valdosta State University
- Majoring in business



III **23**
**BRANDON
CLARKE**

Ashburn, Va.
Independence

LHP / L-L / 6-4 / 225 / Fr.

PREP HIGHLIGHTS

- Attended Independence High School in Ashburn, Va.
- Named the No. 2 left-hander and sixth-rated prospect in Virginia by Prep Baseball Report
- The second-rated southpaw in Virginia and the state's eighth-ranked prospect according to Perfect Game USA
- Also tabbed the nation's 29th left-handed pitching prospect by PG
- Rated as Baseball America's No. 5 draft prospect in Virginia for the 2021 MLB Draft
- Helped IHS to the Virginia Class 3 state championship as a senior
- Selected to participate in the 2019 Future Stars Series All-Star event at Fenway Park
- Was also a member of the Future Stars Series National Team that summer
- Spent his first two high school seasons at Rock Ridge High School in Ashburn
- Named the Burg Sports Network Pitcher of the Year in 2019
- Earned all-conference honors as a pitcher and first baseman in his sophomore season
- Struck out 50 in 35.0 innings in 2019 while also leading the team in batting average and hits

PERSONAL INFORMATION

- Brandon Christopher Clarke
- Born on April 10, 2003
- Son of Chris and Nicole Clarke
- Has one sister, Lauryn
- Sister plays softball collegiately at Elon University
- Father played baseball at Canisius College
- Mother played basketball at Fredonia State University
- Majoring in news media



/// 5
GRAHAM CRAWFORD

Hattiesburg, Miss.
Pearl River C.C./Sumrall

C / S-R / 5-11 / 190 / Jr.

2020-21 (PEARL RIVER C.C.)

- Spent two seasons at Pearl River Community College in Poplarville, Miss.
- Named to the All-Mississippi Association of Community Colleges Conference first team and to the NJCAA Region 23 team following a standout sophomore season
- Also named an NJCAA Third Team All-American
- Batted .323 (41-127) with four doubles, a triple and 15 home runs in 2021
- Added 49 RBI, 48 runs, 35 walks and 10 stolen bases during his sophomore campaign
- Led the Wildcats in walks and on-base percentage (.485) while ranking second in home runs, RBI, runs and slugging (.724) across his 44 games of action
- Selected as the 2020-21 CoSIDA Academic All-America Team Member of the Year for the men's at-large team thanks to his 3.91 grade-point average in business law
- Played in nine games for the Wildcats during his pandemic-shortened freshman season
- Homered twice while adding four RBI and five runs scored in 2020

PREP HIGHLIGHTS

- Attended Sumrall High School in Sumrall, Miss.
- Tabbed the No. 5 catcher and 38th overall recruit in Mississippi coming out of high school by Prep Baseball Report
- Rated as the No. 58 prospect and No. 8 catcher from the state by Perfect Game USA
- Helped Sumrall to 103 wins, three division titles and a South State championship
- Earned Mississippi 4A Player of the Year and Region 7 Player of the Year honors in 2019
- Selected as the Sports601 Hattiesburg Player of the Year as a senior
- Also earned Pinebelt Sports Player of the Year recognition in his final prep campaign
- Batted .330 with six doubles, a triple and nine home runs to go with 49 RBI across 40 games as a senior
- A two-sport athlete who also played football

PERSONAL INFORMATION

- Graham Allen Crawford
- Born on Nov. 3, 2000
- Son of Trey and Barron Crawford
- Has one sister, Kate
- Father played baseball at William Carey University
- Uncle played baseball at Ole Miss
- Grandfather played football at Southern Miss
- Majoring in management



/// 24
ERIC FOGGO

Hilton Head, S.C.
Stetson/Hilton Head

INF / R-R / 6-5 / 255 / Gr.

2018-21 (STETSON)


- Spent four seasons at Stetson, playing in 154 combined games with 136 starts
- Finished with a career .261 (135-517) average that included 23 doubles, two triples and 23 home runs
- Added 109 RBI and 74 runs to go with 58 walks and four stolen bases for the Hatters
- Started 44 of his 47 games played as a senior, totaling seven doubles, eight home runs, 40 RBI and 23 runs scored
- Played in 15 games of the 2020 campaign before the season was cut short, recording five multi-hit outings during that time
- Got the start in 47 of his 55 games played as a sophomore, splitting time between first base, third base and designated hitter
- Led the Hatters in hitting in 2019, batting .275 (47-171) with a team-high six home runs
- Broke into the starting lineup midway through his freshman season, playing in 37 games with 30 starts during the Hatters' run to the ASUN championship and an NCAA Regional
- Earned ASUN All-Freshman Team honors following the 2018 season
- Named MVP of the 2018 ASUN Tournament
- Redshirted during his first season in DeLand

PREP HIGHLIGHTS

- Attended Hilton Head High School in Hilton Head, S.C.
- Hit .428 with 15 doubles, three home runs and 35 RBI as a senior
- Also posted a .536 on-base percentage and .693 slugging percentage during his final season
- Added 18.0 innings of work as a senior, finishing with a 1-1 record and a 0.39 ERA
- A multi-sport athlete who also played basketball

PERSONAL INFORMATION

- Eric Thomas Foggo
- Born on July 19, 1999
- Son of William and Boupha Foggo
- Has one brother, Ian
- Brother played baseball collegiately before signing a professional contract with the Houston Astros following the 2021 MLB Draft
- Working towards his master's in kinesiology with a focus in sports administration



/// 12
HUNTER FURTADO

Lake Worth, Fla.
Wake Forest/The King's Aca.

LHP / R-L / 6-4 / 185 / So.

2021 (WAKE FOREST)

- Spent his freshman season at Wake Forest
- Appeared in 22 games for the Demon Deacons, combining for 27 strikeouts across his 25.2 innings of work
- Finished with a 1-4 record and a 6.31 ERA (18 ER) in his first collegiate campaign

PREP HIGHLIGHTS

- Attended The King's Academy in West Palm Beach, Fla.
- Tabbed the No. 7 left-handed pitcher and 61st-ranked prospect overall in the state of Florida by Prep Baseball Report
- Rated by Perfect Game USA as the No. 377 overall recruit and No. 38 left-handed pitcher in the country
- Also listed as the No. 68 prospect at any position and eighth-ranked left-handed pitcher in the state of Florida by PG
- Sported a 0.37 ERA through 19.0 innings of work with 31 strikeouts during the pandemic-shortened 2020 campaign
- A multi-sport athlete who also competed in football and basketball for the Lions
- Coached by a pair of former MLB players in Brad Wilkerson and Jarrod Saltalamacchia in high school

PERSONAL INFORMATION

- David Hunter Furtado
- Born on Feb. 18, 2002
- Son of David and Ashlei Furtado
- Has one brother, Anthony, and one sister, Madeline
- Father played basketball at North Florida and Palm Beach Atlantic University
- Mother played volleyball and tennis at PBAU
- Sister plays volleyball at Tennessee Tech
- Majoring in communications

III PLAYER PROFILES - NEWCOMERS



III **29**
BRAYDEN
GAINNEY

Panama City, Fla.
Gulf Coast S.C./A. Crawford Mosley

RHP / R-R / 6-0 / 200 / Jr.

2020-21 (GULF COAST S.C.)

- Played two seasons at Gulf Coast State College in Panama City, Fla.
- Named second team All-Panhandle Conference honoree following his sophomore campaign
- Went 3-3 with four saves across 15 appearances including one start
- Finished with a 2.97 ERA (15 ER/45.1 IP) and 45 strikeouts compared to 13 walks in 2021
- Pitched in eight games with three starts during the pandemic-shortened 2020 season
- Struck out 22 while walking only six across his 18.1 innings of work as a freshman

PREP HIGHLIGHTS

- Attended A. Crawford Mosley High School in Lynn Haven, Fla.
- Appeared in 10 games with nine starts as a senior, finishing a perfect 7-0 with a 1.28 ERA (8 ER/43.2 IP)
- Struck out 45 compared to 10 walks while limiting opposing batters to a .232 average in 2019
- Went 10-1 with a 0.93 ERA (10 ER/75.0 IP) across 14 starts as a junior
- Limited opposing hitters to a .202 average while punching out 52 batters in 2018
- Spent his first two seasons of prep ball at Chipley High School
- Wrapped up his four-year high school career with a record of 25-3 and a 0.96 ERA while striking out 147 batters
- A multi-sport athlete who also competed in golf and football while in high school

PERSONAL INFORMATION

- Brayden Everitt Gainey
- Born on July 19, 2000
- Son of Johnny and Andrea Gainey
- Has one brother, Lane
- Grandfather, Rick Everitt, played football at Troy
- Majoring in marketing



III **22**
CAMDEN
HAYSLIP

Lebanon, Tenn.
Friendship Christian

OF / L-L / 6-2 / 205 / Fr.

PREP HIGHLIGHTS

- Attended Friendship Christian High School in Lebanon, Tenn.
- The top-rated outfielder and second-ranked player overall from Tennessee according to Perfect Game USA
- A premier prospect, PG USA also rated him as the nation's No. 7 outfielder and the 28th prospect overall
- The 35th-ranked outfield recruit nationally while also being tabbed as the No. 2 outfielder and seventh-rated position player from Tennessee by Prep Baseball Report
- Rated as the No. 23 high school prospect and No. 120 overall prospect in the 2021 MLB Draft by Baseball America
- Named the 24th-ranked prep prospect in the '21 MLB Draft by Athlon Sports
- Earned All-America recognition from both Under Armour and Perfect Game in 2021
- Selected to the MaxPreps Small School All-America Team as an outfielder
- Also picked up first-team honors on the Tennessee Sports Writers Association Division II-A all-state team as a pitcher
- Batted .442 (38-116) with seven doubles, two triples and 12 home runs while adding 39 RBI and 32 runs scored during his senior season
- Selected by a collection of scouts to take part in the Baseball Factory 2020 All-Star Classic
- Also took part in the Prefect Game All-American Classic in 2020
- Competed in the 2020 Under Armour National South Showcase where he was one of the event's top performers
- Selected as a 2020 Under Armour All-American
- Helped FCHS to a 30-8 record and the TSSAA Division II-A quarterfinals in 2019
- Picked up Wilson County Player of the Year honors as a sophomore
- Put together a standout season in 2019, batted .413 with 28 extra-base hits including 11 home runs, 12 doubles and five triples
- Added 33 RBI and 55 runs scored to his state line in that 2019 campaign
- A two-sport athlete who also played football for the Commanders

PERSONAL INFORMATION

- Camden Pierce Hayslip
- Born on June 7, 2002
- Son of Ben and Melissa Hayslip
- Has two brothers, Tarver and Knox
- Father played baseball collegiately at Georgia Southern
- Brother, Tarver, plays baseball at Trevecca Nazarene University
- Cousin, Cade Combs, plays baseball at USC Aiken
- Majoring in finance



III **27**
BEN
HESS

Charleston, Ill.
Charleston

RHP / R-R / 6-5 / 225 / Fr.

PREP HIGHLIGHTS

- Attended Charleston High School in Charleston, Ill.
- Tabbed the No. 1 right-handed pitcher in Illinois and the state's second-ranked prospect by Perfect Game USA
- Also listed as the nation's No. 72 recruit overall and the No. 19 right-hander nationally by PG
- The top-ranked player in the state of Illinois and the nation's No. 93 overall recruit according to Prep Baseball Report
- The No. 1 player from Illinois according to MaxPreps
- Baseball America's ninth-ranked prospect from Illinois in the 2021 MLB Draft
- Helped Charleston to a 24-12-1 record and a Regional Championship in 2019
- Went 6-3 with a 2.98 ERA across his 47.0 innings of work as a sophomore
- Also struck out 84 batters compared to 24 walks as the Trojans' ace that same season

PERSONAL INFORMATION

- Benjamin William Hess
- Born on Sept. 3, 2002
- Son of Joe and Mechelle Hess
- Has one brother, James, and a sister, Julia
- Majoring in business



/// 1
WILL
HODO

Waynesboro, Miss.
Wayne Academy

INF/OF / L-R / 6-3 / 220 / Fr.

PREP HIGHLIGHTS

- Attended Wayne Academy in Waynesboro, Miss.
- Prep Baseball Report's top-rated third baseman and No. 21 overall prospect from neighboring Mississippi
- Ranked as the No. 3 third baseman and No. 22 player in Mississippi by Perfect Game USA
- Helped Waynesboro to the state championship in three of his five high school seasons
- Named the 2021 Mississippi Class 3A Player of the Year by the Mississippi Association of Independent Schools
- Played in 35 games as a senior, batted .524 (44-138) with eight doubles, three triples and eight home runs while adding 34 RBI and 48 runs
- Finished with a perfect 6-0 record with a 1.36 ERA and 108 strikeouts across 67.0 innings of work in 2021
- Owned an impressive .562 average with 18 hits, including four doubles, a triple and three home runs before the 2020 was cut short
- Also added 14 RBI, nine runs scored and 15 walks in his 14 games played as a junior
- Batted .345 with 29 hits, 23 RBI and 23 runs in addition to 24 walks as a sophomore
- Began his high school career at Wayne by batting .339 with 15 RBI and 11 runs in 2018
- Two-sport athlete who also competed in football for the Jaguars
- Earned all-state honors on the gridiron in each of his high school seasons

PERSONAL INFORMATION

- William Cole Hodo
- Born on Jan. 2, 2003
- Son of Allen and Stephanie Hodo
- Has one brother, David
- Brother played baseball collegiately at Hinds Community College before transferring and playing at Northwestern State
- Cousin, Douglas Hodo, plays baseball at Texas
- Majoring in pre-physical therapy



/// 33
LUKE
HOLMAN

Sinking Spring, Pa.
Wilson

RHP / R-R / 6-4 / 185 / Fr.

PREP HIGHLIGHTS

- Attended Wilson High School in West Lawn, Pa.
- Rated as the No. 3 overall player in Pennsylvania and the state's No. 2 right-handed pitcher according to Prep Baseball Report
- The second-rated right-hander and No. 4 overall prospect in Pennsylvania by Perfect Game USA
- Baseball America's fifth-ranked prospect from Pennsylvania in the 2021 MLB Draft
- Finished his senior season with a 7-1 record and one save to go with a 0.88 ERA (7 ER/55.2 IP) across 13 appearances
- Struck out 113 compared to 23 walks while limiting opposing hitters to a .122 average in his final prep season
- Also batted .426 (29-68) with five doubles, five triples and two home runs in 2021
- Added 18 RBI and 21 runs scored while walking four times and stealing six bases across 21 games as a position player in his senior season
- Helped Wilson to county and district titles during the 2019 campaign
- Selected as the 2019 Berks Baseball League Player of the Year
- Owned a 7-2 record with two saves and a 1.34 ERA across 13 appearances and 57.1 total innings as a sophomore
- Struck out 97 and limited opposing hitters to a lowly .119 average in that 2019 campaign
- Also batted .330 with 25 RBI and 10 runs scored as a sophomore
- A multi-sport athlete who also competed in basketball at WHS
- Drafted in the 20th round of the 2021 MLB Draft by the Toronto Blue Jays, but elected to attend Alabama

PERSONAL INFORMATION

- Luke Kenneth Holman
- Born on Jan. 6, 2003
- Son of Craig and Erin Holman
- Has one sister, Jordan
- Father played baseball at Jacksonville State before being drafted by the Philadelphia Phillies and spending eight years in their organization
- Sister plays softball collegiately at Covenant College in Georgia
- Majoring in consumer sciences



/// 88
HUNTER
HOOPES

Fairfax, Va.
John Logan C.C./UNCA/Woodson

RHP / R-R / 6-1 / 195 / Sr.

2021 (JOHN A. LOGAN C.C.)

- Spent one season at John A. Logan Community College in Cartersville, Ill.
- Appeared in 11 games for the Vols, including two starts
- Maintained a 2.65 ERA while recording one save and 38 strikeouts across his 17.0 innings pitched

2019-20 (UNC ASHEVILLE)

- Began his collegiate career at UNC Asheville
- Combined for 16 appearances across his two seasons with the Bulldogs


PREP HIGHLIGHTS

- Attended W.T. Woodson High School in Fairfax County, Va.
- The No. 6 right-hander and 20th-ranked recruit in Virginia according to Prep Baseball Report
- Rated as the No. 15 right-handed pitcher in the state of Virginia by Perfect Game USA
- Three-time all-conference selection for the Cavs
- Went 6-2 with 63 strikeouts across 60.0 innings of work as a senior
- A two-sport athlete who also competed in basketball during his freshman season

PERSONAL INFORMATION

- Hunter Evans Hoopes
- Born on March 4, 2000
- Son of Tim and Michele Hoopes
- Majoring in human environmental sciences

III PLAYER PROFILES - NEWCOMERS



III **30**

**JAKE
LEGER**

Lexington, Neb.
Iowa West. C.C./Lexington

LHP / L-L / 5-10 / 210 / Jr.

2020-21 (IOWA WESTERN C.C.)

- Spent two seasons at Iowa Western Community College in Council Bluffs, Iowa
- Posted 23 strikeouts across his 15 appearances and 15.2 innings of work in 2021
- Finished his sophomore campaign with a 3-1 record and one save
- Named a 2021 NJCAA Academic All-American for his efforts in the classroom
- Appeared in five games for the Reivers in 2020
- Totaled 7.0 innings of work while striking out nine during the pandemic-shortened season

PREP HIGHLIGHTS

- Attended Lexington High School in Lexington, Neb.
- Rated as the No. 4 left-handed pitcher and No. 15 overall player from Nebraska coming out of high school by Prep Baseball Report
- A multi-sport athlete who also participated in basketball and football for the Minutemen

PERSONAL INFORMATION

- Jacob David Leger
- Born on Sept. 1, 2000
- Son of Travis and Jean Leger
- Has one sister, Aly
- Mother played basketball collegiately at the University of Nebraska-Kearney
- Majoring in marketing



III **39**

**GARRETT
McMILLAN**

Tuscaloosa, Ala.
Shelton State C.C./Hillcrest

RHP/INF / L-R / 6-4 / 230 / Jr.

2020-21 (SHELTON STATE C.C.)

- Spent two seasons at Shelton State Community College just down the road in Tuscaloosa
- Helped Shelton capture the 2021 Alabama Community College Conference Championship to advance to the NJCAA World Series
- Shined during his sophomore campaign, finishing a perfect 12-0 with a 2.68 ERA across his 15 appearances, including 14 starts
- Recorded 87 strikeouts in 74.0 innings in 2021
- Owled a 3-1 record across six starts for the Bucs in 2020 before the season was cut short
- Tossed 25.2 frames with 35 punchouts and a 3.51 ERA

PREP HIGHLIGHTS

- Attended Hillcrest High School in Tuscaloosa
- Ranked as the No. 19 right-hander and No. 57 player in the state by Prep Baseball Report in 2019
- Rated as one of the top right-handed pitchers and the No. 65 overall player in Alabama according to Perfect Game USA
- Selected as the Tuscaloosa News' Baseball Player of the Year as a senior
- Picked up 2019 first team all-state honors from the Alabama Sports Writers Association in Class 6A
- Finished 10-2 with 88 strikeouts compared to 16 walks in 14 games of action during 2019
- Added a .444 average that included 31 hits and four home runs to go with 23 RBI at the plate
- Helped the Patriots to the three straight semifinals during his final three seasons
- Played a key role as a freshman on Hillcrest's state championship team in 2016

PERSONAL INFORMATION

- Garrett Andrew McMillan
- Born on Feb. 10, 2001
- Son of Scott and Michelle McMillan
- Has one sister, Mallory
- Majoring in finance



III **19**

**TRACE
MOORE**

Miramar, Fla.
Palm Beach C.C./Broward Col./Nova

LHP / L-L / 6-0 / 195 / Jr.

2021 (PALM BEACH STATE C.C.)

- Spent his sophomore season at Palm Beach State Community College in Palm Beach Gardens, Fla.
- Appeared in 13 games with 12 starts, finishing 6-3 across his 78.2 innings pitched
- Maintained a 3.66 ERA while striking out 73 for the Panthers
- Picked up first team all-conference honors at the conclusion of the 2021 campaign

2020 (BROWARD COLLEGE)

- Began his collegiate career at Broward College in Fort Lauderdale, Fla.
- Put together a 2-1 record in six appearances on the mound for the Seahawks
- Tossed 34.1 innings and totaled 27 strikeouts while posting a 3.41 ERA

PREP HIGHLIGHTS

- Attended Nova High School in Davie, Fla.
- Rated as a top-50 left-handed pitcher in the talent-rich state of Florida
- Finished his career at NHS with a 25-6 record, including 23 complete games, while striking out 214 and walking just 44
- Sported a 0.91 ERA and 0.70 WHIP across his four seasons with the Titans
- Earned first team All-America honors from Collegiate Baseball News in 2017 and 2018
- Named to the all-district team on three occasions during his prep career
- Earned district player of the year accolades as a sophomore and junior
- A two-time first team all-county selection by both the Miami Herald and Sun Sentinel
- Selected as the runner-up for the 2017 Florida Dairy Farmers 8A State Player of the Year

PERSONAL INFORMATION

- Gary Wayne 'Trace' Moore III
- Born on March 23, 2000
- Son of Gary and Tonja Moore
- Has two sisters, Stefanie and Loren
- Majoring in criminal justice



/// 32
BRAYLON MYERS

Bessemer, Ala.
Oak Grove

RHP / L-R / 6-2 / 220 / Fr.

PREP HIGHLIGHTS

- Attended Oak Grove High School in Bessemer
- The eighth-rated right-hander and No. 18 overall prospect in Alabama by Perfect Game USA
- Tabbed the No. 11 righty and No. 26 player in Alabama by Prep Baseball Report
- Finished 5-0 with a 0.89 ERA across 10 appearances as a senior
- Struck out 106 compared to 11 walks and held the opposition to a .104 average in 2021
- Also posted a .386 average with seven doubles and three triples to go with 20 RBI and 24 runs
- Selected to the 2018 Alabama Sports Writers Association (ASWA), All-State second team
- Picked up 2018 All-Birmingham Metro honors from AL.com
- Batted .441 with seven doubles, four triples and 35 RBI while scoring 32 runs as a freshman
- Went 3-2 with a 2.17 ERA and 39 strikeouts in his first season of high school baseball
- A multi-sport athlete who also competed in basketball and football for the Tigers

PERSONAL INFORMATION

- Braylon Brooks Myers
- Born on Oct. 21, 2002
- Son of Joe and Susan Myers
- Has one sister, Paris, and four brothers, Brandon, Brady, Bryce and Bronson
- Enrolled in pre-major studies



/// 20
TOMMY SEIDL

Wellesley, Mass.
Harvard/St. Sebastian's School

OF / R-R / 6-1 / 210 / Sr.

2018-21 (HARVARD)

- Spent four seasons at Harvard, combining to play in 65 games
- Did not play in 2021 as the Ivy League canceled the baseball season
- Batted .318 with a .400 on-base percentage in six games of action during the pandemic-shortened 2020 season
- Appeared in 33 games as a sophomore for the Crimson
- Totaled 26 games of action during the 2018 campaign

PREP HIGHLIGHTS

- Attended St. Sebastian's School in Needham, Mass.
- Tabbed the No. 3 outfielder and 11th-ranked player overall in the state of Massachusetts according to Perfect Game USA
- Spent four seasons on the varsity baseball team at St. Sebastian's
- Helped the Arrows to the 2017 Independent School League Championship
- Selected as the 2017 Independent School League Award of Excellence honoree
- Earned all-league honors on the diamond in both 2015 and 2016
- A multi-sport athlete who also played basketball and football for the Arrows
- Earned all-league honors on the gridiron in 2014, 2015 and 2016
- Was an All-New England Football Prep School selection as a sophomore and as a junior

PERSONAL INFORMATION

- Thomas Prescott Seidl
- Born on Oct. 20, 1997
- Son of Randy and Janet Seidl
- Has two brothers, Billy and Phil, and one sister, Shannon
- Working towards his master's in business administration



/// 9
NATHAN SHELTON

Tuscaloosa, Ala.
American Christian Aca.

LHP / L-L / 6-1 / 185 / Fr.

PREP HIGHLIGHTS

- Attended American Christian Academy in Tuscaloosa
- Rated as the No. 3 left-handed pitcher and 12th-ranked prospect in Alabama by Perfect Game USA
- The 38th-ranked prep left-hander overall according to PG
- Ranked fifth at his position and No. 23 overall in the state by Prep Baseball Report
- Earned 2021 Class 4A first team all-state honors from the Alabama Sports Writers Association
- Finished his senior season with a perfect 5-0 record and a 0.38 ERA
- Struck out 66 batters compared to 10 walks and limited opposing hitters to a .114 average during the 2021 campaign
- Named to AL.com's 2020 All-State High School Baseball 'Terrific 20' list for Class 4A
- Played in 13 games as a junior, batted .462 with four doubles, a triple and four home runs while adding 16 RBI
- Also maintained a 3-0 record and a 1.90 ERA with 27 strikeouts across 17.0 innings despite a shortened season in 2020
- A multi-sport athlete who also played basketball and football for the Patriots

PERSONAL INFORMATION

- James Nathan Shelton
- Born on June 6, 2002
- Son of Jerry and Jamie Shelton
- Has one brother, Jack
- Father played baseball for the Crimson Tide from 1990-93 and owns the program record for the most hit-by-pitch
- Majoring in kinesiology

III PLAYER PROFILES - NEWCOMERS



III 17

HUNTER
SUTE

Tuscaloosa, Ala.
American Christian Aca.

C / L-R / 5-11 / 190 / Fr.

PREP HIGHLIGHTS

- Attended American Christian Academy in Tuscaloosa
- The second-ranked catcher and 16th overall player in Alabama by Prep Baseball Report
- Rated as the No. 3 catcher and 39th overall prospect in the state by Perfect Game USA
- Selected to the Tuscaloosa News' 'Super 9' as one of the top high school players in West Alabama as a senior
- Earned 2021 Class 4A first team all-state honors from the Alabama Sports Writers Association
- Compiled a .461 career average across his four seasons of high school ball
- Batted .504 with seven home runs and 44 RBI in his senior season
- Helped ACA to a 13-1 record and a No. 1 ranking in Alabama Class 4A before the 2020 campaign was cut short
- Named to AL.com's 2020 All-State High School Baseball 'Terrific 20' list for Class 4A
- Batted .621 with a one home run and a 1.503 OPS as a junior
- Maintained a .354 average in 2019 and batted .403 as a freshman
- A two-sport athlete who also played football for the Patriots
- Earned all-state honors as a punter and was also the starting quarterback for ACA

PERSONAL INFORMATION

- William Hunter Sute
- Born on May 28, 2002
- Son of Brent and Kellie Sute
- Has two brothers, Carson and Conner, and two sisters, Jordan and Allie
- Majoring in consumer sciences



III 3

DOMINIC
TAMEZ

San Antonio, Texas
McLennan C.C./Arkansas/La. B. Johnson

C / R-R / 5-10 / 205 / Jr.

2021 (McLENNAN C.C.)

- Spent one season at McLennan Community College in Waco, Texas
- Helped the Highlanders to the 2021 NJCAA World Series title, batting .526 in five games
- Posted an impressive .380 (81-213) average with 17 doubles, three triples and 12 home runs across 61 games overall as a sophomore
- Added 62 RBI and 41 runs scored while walking 31 times and swiping three bags
- Picked up 2021 NJCAA First Team All-America honors at season's end

2020 (ARKANSAS)

- Began his collegiate career at Arkansas
- Played in eight games with two starts for the Hogs during the pandemic-shortened season
- Batted .400 (4-10) with three runs and a walk in 2020

PREP HIGHLIGHTS

- Attended Lady Bird Johnson High School in San Antonio, Texas
- The No. 2 catcher, 35th-ranked prospect in the state of Texas according to Perfect Game USA
- Batted .435 with 20 home runs and 256 RBI across his four seasons of prep baseball
- Named to the USA Today All-USA Texas Team as a senior at LBJHS
- Earned 6A all-state and all-district honors from the Texas High School Baseball Coaches Association in both 2019 and 2018
- Batted .394 with nine doubles, nine home runs and 34 RBI as a junior for the Jaguars
- Drafted in the 35th round of the 2019 MLB Draft by the Seattle Mariners, but chose to attend UA

PERSONAL INFORMATION

- Dominic Michael Tamez
- Born on Jan. 12, 2001
- Son of Jose and Elizabeth Tamez
- Has two brothers, Del and Dante
- Father and brother each played baseball collegiately
- Majoring in consumer sciences



III 2

JIMMY
THIES

Fort Lauderdale, Fla.
St. Thomas Aquinas

INF / R-R / 6-3 / 210 / Fr.

PREP HIGHLIGHTS

- Attended St. Thomas Aquinas in Fort Lauderdale, Fla.
- Rated as the No. 14 third baseman in the talent-rich state of Florida by Perfect Game USA
- Named to the 2021 South Florida Sun-Sentinel Spring All-County First Team
- Posted a .369 (24-87) average with three doubles and five homers in 24 games as a senior
- Also contributed 18 RBI and 24 runs scored while walking 15 times in 2021
- Picked up all-county honors from the Orlando Sun-Sentinel in 2020
- Also earned 2020 Florida 6A-14 All-District Team honors despite the shortened season
- Totaled three doubles and two homers while contributing seven RBI and nine runs in 2020
- Selected to the Miami Herald's 2019 Florida 8A-14 All-District Team as sophomore
- Played a key role in the Raiders' run to a district championship in 2019
- Batted .455 across 22 games played that season
- Helped St. Thomas to a state title in 2018
- A two-sport athlete who also participated in basketball

PERSONAL INFORMATION

- James Howell Thies
- Born on June 26, 2002
- Son of Jim and Allison Thies
- Has one sister, Paige
- Dad played football collegiately at Valley City State
- Uncle, Bill Thies, played college football at Tennessee-Martin
- Uncle, Rick Brito, played football at Middle Tennessee
- Grandfather, Buck Paschall, played football at Texas Tech
- Majoring in economics



**KADE
WOODS**

Monroe, La.
Ouachita Christian

RHP / R-R / 6-3 / 200 / Fr.

PREP HIGHLIGHTS

- Attended Ouachita Christian High School in Monroe, La.
- Ranked as the No. 3 overall prospect and No. 2 right-handed pitcher in Louisiana by Perfect Game USA
- The No. 4 righty and No. 13 overall player in the state on Prep Baseball Report's rankings
- Helped lead OCHS to a Division IV state championship in 2021
- Selected as a first team all-district and all-region honoree by the Louisiana Baseball Coaches Association in 2021
- Had his senior year cut short due to an injury
- Earned a spot in the 2020 New Balance Future Stars National Combine
- Played a key role in helping Ouachita to the 2019 Division IV state title as a sophomore
- Earned second team all-district honors following the Eagles' state title run
- Struck out 41 and posted a 3.46 ERA in 2019
- A three-sport athlete who also played football and ran track for the Eagles
- Earned All-NELA second team honors as a defensive back in 2019
- Helped OCHS to the 2019 state championship on the gridiron
- Reclassified from 2022 graduation to 2021 while maintaining a 4.0 GPA during the transition

PERSONAL INFORMATION

- Andrew Kade Woods
- Born on Sept. 4, 2002
- Son of Kevin and Nita Woods
- Has two sisters, Meghan and Kelsey
- Father played baseball at Northwestern State University and then ULM
- Majoring in architectural engineering

CAREER OVERALL STATISTICS

ZANE DENTON

Year	Avg	GP-GS	AB	R	H	2B	3B	HR	RBI	TB	SLG%	BB	HBP	SO	GDP	OB%	SF	SH	SB-ATT	PO	A	E	FLD%
2020	.220	13-11	41	5	9	3	1	0	9	14	.341	3	1	11	0	.277	2	0	0-0	10	15	1	.962
2021	.308	58-58	221	40	68	10	0	10	40	108	.489	35	3	52	5	.405	3	0	2-2	86	88	8	.956
TOTAL	.294	71-69	262	45	77	13	1	10	49	122	.466	38	4	63	5	.385	5	0	2-2	96	103	9	.957

OWEN DIODATI

Year	Avg	GP-GS	AB	R	H	2B	3B	HR	RBI	TB	SLG%	BB	HBP	SO	GDP	OB%	SF	SH	SB-ATT	PO	A	E	FLD%
2020	.309	17-14	55	13	17	3	1	5	22	37	.673	13	1	13	0	.431	3	0	1-1	1	0	0	1.000
2021	.230	56-55	200	30	46	3	1	11	40	84	.420	19	6	61	1	.314	1	0	1-2	14	1	1	.938
TOTAL	.247	73-69	255	43	63	6	2	16	62	121	.475	32	7	74	1	.342	4	0	2-3	15	1	1	.941

BRYCE EBLIN

Year	Avg	GP-GS	AB	R	H	2B	3B	HR	RBI	TB	SLG%	BB	HBP	SO	GDP	OB%	SF	SH	SB-ATT	PO	A	E	FLD%
2021	.342	16-10	38	9	13	5	0	0	8	18	.474	7	1	8	1	.457	0	0	0-0	17	27	2	.957
TOTAL	.342	16-10	38	9	13	5	0	0	8	18	.474	7	1	8	1	.457	0	0	0-0	17	27	2	.957

Year	ERA	W-L	App/GS	CG	SHO	CBO	SV	IP	H	R	ER	BB	SO	2B	3B	HR	BF	B/Avg	WP	HBP	BK	SFA	SHA
2021	20.25	0-0	2/0	0	0	0	0	1.1	2	3	3	2	1	1	0	0	8	.400	0	1	0	0	0
TOTAL	20.25	0-0	2/0	0	0	0	0	1.1	2	3	3	2	1	1	0	0	8	.400	0	1	0	0	0

JAKE EDDINGTON

Year	ERA	W-L	App/GS	CG	SHO	CBO	SV	IP	H	R	ER	BB	SO	2B	3B	HR	BF	B/Avg	WP	HBP	BK	SFA	SHA
2021	7.29	1-0	14/1	0	0	0	0	21.0	31	18	17	12	25	3	1	2	102	.352	6	0	1	1	1
TOTAL	7.29	1-0	14/1	0	0	0	0	21.0	31	18	17	12	25	3	1	2	102	.352	6	0	1	1	1

ELI GILES

Year	ERA	W-L	App/GS	CG	SHO	CBO	SV	IP	H	R	ER	BB	SO	2B	3B	HR	BF	B/Avg	WP	HBP	BK	SFA	SHA
2021	9.69	0-1	10/0	0	0	0	0	13.0	25	15	14	6	16	4	2	2	67	.439	1	1	1	1	2
TOTAL	9.69	0-1	10/0	0	0	0	0	13.0	25	15	14	6	16	4	2	2	67	.439	1	1	1	1	2

LANDON GREEN

Year	ERA	W-L	App/GS	CG	SHO	CBO	SV	IP	H	R	ER	BB	SO	2B	3B	HR	BF	B/Avg	WP	HBP	BK	SFA	SHA
2020	4.50	0-0	6/0	0	0	1	0	6.0	4	3	3	6	8	0	0	1	27	.190	0	0	0	0	0
2021	5.12	3-2	19/1	0	0	1	2	31.2	22	19	18	16	39	6	0	5	139	.193	5	7	0	1	1
TOTAL	5.02	3-2	25/1	0	0	2	2	37.2	26	22	21	22	47	6	0	6	166	.193	5	7	0	1	1

BROCK GUFFEY

Year	ERA	W-L	App/GS	CG	SHO	CBO	SV	IP	H	R	ER	BB	SO	2B	3B	HR	BF	B/Avg	WP	HBP	BK	SFA	SHA
2018	3.64	1-2	21/0	0	0	1	1	29.2	28	15	12	10	24	4	0	3	129	.246	3	1	2	1	3
2019	2.92	0-1	19/0	0	0	3	0	24.2	23	9	8	4	21	6	0	2	102	.242	2	2	1	1	0
2020	1.04	3-0	5/0	0	0	1	0	8.2	4	1	1	1	13	0	0	1	30	.138	0	0	0	0	0
2021	5.65	0-1	11/0	0	0	0	2	14.1	16	9	9	9	16	5	0	1	69	.281	2	1	0	2	0
TOTAL	3.49	4-4	56/0	0	0	5	3	77.1	71	34	30	24	74	15	0	7	330	.241	7	4	3	4	3

WILLIAM HAMITER

Year	Avg	GP-GS	AB	R	H	2B	3B	HR	RBI	TB	SLG%	BB	HBP	SO	GDP	OB%	SF	SH	SB-ATT	PO	A	E	FLD%
2020	.333	3-0	3	0	1	0	0	0	0	1	.333	0	0	0	0	.333	0	0	0-0	0	1	0	1.000
2021	.271	53-53	203	35	55	11	1	4	34	80	.394	22	6	45	6	.356	2	3	1-2	92	1	1	.989
TOTAL	.272	56-53	206	35	56	11	1	4	34	81	.393	22	6	45	6	.356	2	3	1-2	92	2	1	.989

DAVIS HELLER

Year	Avg	GP-GS	AB	R	H	2B	3B	HR	RBI	TB	SLG%	BB	HBP	SO	GDP	OB%	SF	SH	SB-ATT	PO	A	E	FLD%
2021	.222	15-5	27	6	6	0	0	0	0	6	.222	6	0	10	1	.364	0	0	0-0	36	1	0	1.000
TOTAL	.222	15-5	27	6	6	0	0	0	0	6	.222	6	0	10	1	.364	0	0	0-0	36	1	0	1.000

GRAYSON HITT

Year	ERA	W-L	App/GS	CG	SHO	CBO	SV	IP	H	R	ER	BB	SO	2B	3B	HR	BF	B/Avg	WP	HBP	BK	SFA	SHA
2021	10.80	2-3	11/3	0	0	1	0	18.1	22	23	22	15	16	4	0	3	95	.306	4	5	0	3	0
TOTAL	10.80	2-3	11/3	0	0	1	0	18.1	22	23	22	15	16	4	0	3	95	.306	4	5	0	3	0

JIM JARVIS

Year	Avg	GP-GS	AB	R	H	2B	3B	HR	RBI	TB	SLG%	BB	HBP	SO	GDP	OB%	SF	SH	SB-ATT	PO	A	E	FLD%
2020	.267	17-15	45	8	12	2	0	0	8	14	.311	8	3	7	2	.411	0	2	4-5	21	42	2	.969
2021	.237	57-56	173	29	41	6	3	0	17	53	.306	26	8	16	1	.362	0	7	5-5	72	151	13	.945
TOTAL	.243	74-71	218	37	53	8	3	0	25	67	.307	34	11	23	3	.373	0	9	9-10	93	193	15	.950

ANTOINE JEAN

Year	ERA	W-L	App/GS	CG	SHO	CBO	SV	IP	H	R	ER	BB	SO	2B	3B	HR	BF	B/Avg	WP	HBP	BK	SFA	SHA
2020	3.18	3-0	4/4	0	0	0	0	17.0	18	7	6	3	17	3	0	0	72	.265	0	0	1	0	1
2021	3.76	2-1	7/6	0	0	0	0	26.1	22	16	11	16	24	0	0	2	117	.232	3	3	0	3	0
TOTAL	3.53	5-1	11/10	0	0	0	0	43.1	40	23	17	19	41	3	0	2	189	.245	3	3	1	3	1

JACOB McNAIRY

Year	ERA	W-L	App/GS	CG	SHO	CBO	SV	IP	H	R	ER	BB	SO	2B	3B	HR	BF	B/Avg	WP	HBP	BK	SFA	SHA
2019	6.23	0-0	10/0	0	0	0	1	13.0	19	9	9	5	5	5	1	0	64	.339	2	1	0	2	0
2020	1.00	0-0	3/0	0	0	0	0	9.0	6	1	1	0	6	0	0	0	31	.200	0	0	0	0	1
2021	5.59	1-1	15/3	0	0	1	0	37.0	45	26	23	9	27	11	1	4	163	.302	1	1	0	3	1
TOTAL	5.03	1-1	28/3	0	0	1	1	59.0	70	36	33	14	38	16	2	4	258	.298	3	2	0	5	2

ANDREW PINCKNEY

Year	Avg	GP-GS	AB	R	H	2B	3B	HR	RBI	TB	SLG%	BB	HBP	SO	GDP	OB%	SF	SH	SB-ATT	PO	A	E	FLD%
2021	.245	45-24	102	16	25	6	0	1	11	34	.333	3	5	37	2	.297	1	0	2-3	64	2	1	.985
TOTAL	.245	45-24	102	16	25	6	0	1	11	34	.333	3	5	37	2	.297	1	0	2-3	64	2	1	.985

CONNOR PRIELIPP

Year	ERA	W-L	App/GS	CG	SHO	CBO	SV	IP	H	R	ER	BB	SO	2B	3B	HR	BF	B/Avg	WP	HBP	BK	SFA	SHA
2020	0.00	3-0	4/4	0	0	2	0	21.0	5	0	0	6	35	1	0	0	73	.077	0	1	0	0	1
2021	3.86	1-1	3/3	0	0	0	0	7.0	8	3	3	1	12	2	0	1	30	.276	0	0	1	0	0
TOTAL	0.96	4-1	7/7	0	0	2	0	28.0	13	3	3	7	47	3	0	1	103	.138	0	1	1	0	1

CADEN ROSE

Year	Avg	GP-GS	AB	R	H	2B	3B	HR	RBI	TB	SLG%	BB	HBP	SO	GDP	OB%	SF	SH	SB-ATT	PO	A	E	FLD%
2021	.190	54-42	137	23	26	7	1	4	19	47	.343	13	6	46	0	.285	2	4	2-4	101	5	1	.991
TOTAL	.190	54-42	137	23	26	7	1	4	19	47	.343	13	6	46	0	.285	2	4	2-4	101	5	1	.991

HUNTER RUTH

Year	ERA	W-L	App/GS	CG	SHO	CBO	SV	IP	H	R	ER	BB	SO	2B	3B	HR	BF	B/Avg	WP	HBP	BK	SFA	SHA
2021	5.87	0-0	9/0	0	0	0	1	15.1	19	10	10	5	14	7	0	1	68	.311	1	0	0	1	1
TOTAL	5.87	0-0	9/0	0	0	0	1	15.1	19	10	10	5	14	7	0	1	68	.311	1	0	0	1	1

DREW WILLIAMSON

Year	Avg	GP-GS	AB	R	H	2B	3B	HR	RBI	TB	SLG%	BB	HBP	SO	GDP	OB%	SF	SH	SB-ATT	PO	A	E	FLD%
2019	.290	54-53	176	27	51	8	1	2	21	67	.381	40	2	50	3	.425	1	0	4-5	412	13	2	.995
2020	.340	16-16	50	14	17	2	1	1	6	24	.480	18	2	11	0	.521	1	1	5-5	119	7	0	1.000
2021	.255	48-47	165	33	42	12	0	4	21	66	.400	26	4	41	1	.367	1	2	3-3	388	27	1	.998
TOTAL	.281	118-116	391	74	110	22	2	7	48	157	.402	84	8	102	4	.416	3	3	12-13	919	47	3	.997

CAREER SOUTHEASTERN CONFERENCE ONLY STATISTICS

ZANE DENTON

Year	Avg	GP-GS	AB	R	H	2B	3B	HR	RBI	TB	SLG%	BB	HBP	SO	GDP	OB%	SF	SH	SB-ATT	PO	A	E	FLD%
2021	.272	29-29	114	16	31	4	0	3	19	44	.386	11	0	31	4	.328	3	0	1-1	60	43	1	.990
TOTAL	.272	29-29	114	16	31	4	0	3	19	44	.386	11	0	31	4	.328	3	0	1-1	60	43	1	.990

OWEN DIODATI

Year	Avg	GP-GS	AB	R	H	2B	3B	HR	RBI	TB	SLG%	BB	HBP	SO	GDP	OB%	SF	SH	SB-ATT	PO	A	E	FLD%
2021	.232	27-26	99	12	23	1	0	7	22	45	.455	5	1	35	0	.274	1	0	1-1	1	0	0	1.000
TOTAL	.232	27-26	99	12	23	1	0	7	22	45	.455	5	1	35	0	.274	1	0	1-1	1	0	0	1.000

BRYCE EBLIN

Year	Avg	GP-GS	AB	R	H	2B	3B	HR	RBI	TB	SLG%	BB	HBP	SO	GDP	OB%	SF	SH	SB-ATT	PO	A	E	FLD%
2021	.412	7-4	17	3	7	2	0	0	3	9	.529	2	0	3	0	.474	0	0	0-0	8	12	1	.952
TOTAL	.412	7-4	17	3	7	2	0	0	3	9	.529	2	0	3	0	.474	0	0	0-0	8	12	1	.952

Year	ERA	W-L	App/GS	CG	SHO	CBO	SV	IP	H	R	ER	BB	SO	2B	3B	HR	BF	B/Avg	WP	HBP	BK	SFA	SHA
2021	9.00	0-0	1/0	0	0	0	0	1.0	2	1	1	0	0	1	0	0	5	.500	0	1	0	0	0
TOTAL	9.00	0-0	1/0	0	0	0	0	1.0	2	1	1	0	0	1	0	0	5	.500	0	1	0	0	0

JAKE EDDINGTON

Year	ERA	W-L	App/GS	CG	SHO	CBO	SV	IP	H	R	ER	BB	SO	2B	3B	HR	BF	B/Avg	WP	HBP	BK	SFA	SHA
2021	7.71	0-0	7/0	0	0	0	0	7.0	11	7	6	7	9	2	0	1	37	.367	1	0	0	0	0
TOTAL	7.71	0-0	7/0	0	0	0	0	7.0	11	7	6	7	9	2	0	1	37	.367	1	0	0	0	0

ELI GILES

Year	ERA	W-L	App/GS	CG	SHO	CBO	SV	IP	H	R	ER	BB	SO	2B	3B	HR	BF	B/Avg	WP	HBP	BK	SFA	SHA
2021	8.31	0-0	4/0	0	0	0	0	4.1	10	4	4	0	4	1	1	0	21	.556	0	0	0	1	2
TOTAL	8.31	0-0	4/0	0	0	0	0	4.1	10	4	4	0	4	1	1	0	21	.556	0	0	0	1	2

LANDON GREEN

Year	ERA	W-L	App/GS	CG	SHO	CBO	SV	IP	H	R	ER	BB	SO	2B	3B	HR	BF	B/Avg	WP	HBP	BK	SFA	SHA
2021	3.72	1-1	12/0	0	0	0	2	19.1	11	9	8	13	21	2	0	2	85	.167	5	4	0	1	1
TOTAL	3.72	1-1	12/0	0	0	0	2	19.1	11	9	8	13	21	2	0	2	85	.167	5	4	0	1	1

BROCK GUFFEY

Year	ERA	W-L	App/GS	CG	SHO	CBO	SV	IP	H	R	ER	BB	SO	2B	3B	HR	BF	B/Avg	WP	HBP	BK	SFA	SHA
2018	3.86	0-2	11/0	0	0	0	0	14.0	14	8	6	6	7	1	0	2	63	.255	1	1	0	0	1
2019	3.10	0-1	15/0	0	0	1	0	20.1	18	7	7	3	15	4	0	2	83	.234	2	2	1	1	0
2021	22.50	0-1	3/0	0	0	0	0	2.0	4	5	5	3	1	1	0	0	13	.444	0	0	0	1	0
TOTAL	4.46	0-4	29/0	0	0	1	0	36.1	36	20	18	12	23	6	0	4	159	.255	3	3	1	2	1

WILLIAM HAMITER

Year	Avg	GP-GS	AB	R	H	2B	3B	HR	RBI	TB	SLG%	BB	HBP	SO	GDP	OB%	SF	SH	SB-ATT	PO	A	E	FLD%
2021	.235	25-25	98	16	23	2	1	3	8	36	.367	8	3	26	4	.312	0	3	1-1	35	0	0	1.000
TOTAL	.235	25-25	98	16	23	2	1	3	8	36	.367	8	3	26	4	.312	0	3	1-1	35	0	0	1.000

SEASON REVIEW

DAVIS HELLER

Year	Avg	GP-GS	AB	R	H	2B	3B	HR	RBI	TB	SLG%	BB	HBP	SO	GDP	OB%	SF	SH	SB-ATT	PO	A	E	FLD%
2021	.455	7-3	11	3	5	0	0	0	0	5	.455	1	0	3	0	.500	0	0	0-0	28	1	0	1.000
TOTAL	.455	7-3	11	3	5	0	0	0	0	5	.455	1	0	3	0	.500	0	0	0-0	28	1	0	1.000

GRAYSON HITT

Year	ERA	W-L	App/GS	CG	SHO	CBO	SV	IP	H	R	ER	BB	SO	2B	3B	HR	BF	B/Avg	WP	HBP	BK	SFA	SHA
2021	30.86	0-1	3/0	0	0	0	0	2.1	6	8	8	8	2	1	0	2	21	.545	0	1	0	1	0
TOTAL	30.86	0-1	3/0	0	0	0	0	2.1	6	8	8	8	2	1	0	2	21	.545	0	1	0	1	0

JIM JARVIS

Year	Avg	GP-GS	AB	R	H	2B	3B	HR	RBI	TB	SLG%	BB	HBP	SO	GDP	OB%	SF	SH	SB-ATT	PO	A	E	FLD%
2021	.211	29-29	90	15	19	5	2	0	10	28	.311	11	3	9	0	.317	0	3	2-2	30	66	6	.941
TOTAL	.211	29-29	90	15	19	5	2	0	10	28	.311	11	3	9	0	.317	0	3	2-2	30	66	6	.941

ANTOINE JEAN

Year	ERA	W-L	App/GS	CG	SHO	CBO	SV	IP	H	R	ER	BB	SO	2B	3B	HR	BF	B/Avg	WP	HBP	BK	SFA	SHA
2021	9.39	0-1	3/2	0	0	0	0	7.2	10	8	8	5	5	0	0	1	37	.323	0	0	0	1	0
TOTAL	9.39	0-1	3/2	0	0	0	0	7.2	10	8	8	5	5	0	0	1	37	.323	0	0	0	1	0

JACOB McNAIRY

Year	ERA	W-L	App/GS	CG	SHO	CBO	SV	IP	H	R	ER	BB	SO	2B	3B	HR	BF	B/Avg	WP	HBP	BK	SFA	SHA
2019	10.80	0-0	2/0	0	0	0	0	1.2	4	2	2	2	0	1	0	0	11	.444	2	0	0	0	0
2021	6.59	1-0	6/1	0	0	0	0	13.2	18	11	10	4	9	1	1	1	60	.346	1	0	0	3	1
TOTAL	7.04	1-0	8/1	0	0	0	0	15.1	22	13	12	6	9	2	1	1	71	.361	3	0	0	3	1

ANDREW PINCKNEY

Year	Avg	GP-GS	AB	R	H	2B	3B	HR	RBI	TB	SLG%	BB	HBP	SO	GDP	OB%	SF	SH	SB-ATT	PO	A	E	FLD%
2021	.200	23-12	45	7	9	2	0	1	3	14	.311	1	2	19	1	.250	0	0	0-1	28	0	0	1.000
TOTAL	.200	23-12	45	7	9	2	0	1	3	14	.311	1	2	19	1	.250	0	0	0-1	28	0	0	1.000

CONNOR PRIELIPP

Year	ERA	W-L	App/GS	CG	SHO	CBO	SV	IP	H	R	ER	BB	SO	2B	3B	HR	BF	B/Avg	WP	HBP	BK	SFA	SHA
2021	13.50	0-1	2/2	0	0	0	0	2.0	4	3	3	1	4	1	0	1	11	.400	0	0	0	0	0
TOTAL	13.50	0-1	2/2	0	0	0	0	2.0	4	3	3	1	4	1	0	1	11	.400	0	0	0	0	0

CADEN ROSE

Year	Avg	GP-GS	AB	R	H	2B	3B	HR	RBI	TB	SLG%	BB	HBP	SO	GDP	OB%	SF	SH	SB-ATT	PO	A	E	FLD%
2021	.174	27-23	69	9	12	3	1	1	4	20	.290	6	3	32	0	.266	1	3	0-1	63	0	1	.984
TOTAL	.174	27-23	69	9	12	3	1	1	4	20	.290	6	3	32	0	.266	1	3	0-1	63	0	1	.984

HUNTER RUTH

Year	ERA	W-L	App/GS	CG	SHO	CBO	SV	IP	H	R	ER	BB	SO	2B	3B	HR	BF	B/Avg	WP	HBP	BK	SFA	SHA
2021	9.72	0-0	5/0	0	0	0	0	8.1	12	9	9	5	7	6	0	1	40	.343	1	0	0	0	0
TOTAL	9.72	0-0	5/0	0	0	0	0	8.1	12	9	9	5	7	6	0	1	40	.343	1	0	0	0	0

DREW WILLIAMSON

Year	Avg	GP-GS	AB	R	H	2B	3B	HR	RBI	TB	SLG%	BB	HBP	SO	GDP	OB%	SF	SH	SB-ATT	PO	A	E	FLD%
2019	.238	30-30	105	9	25	5	0	1	10	33	.314	18	1	35	3	.355	0	0	1-1	246	8	1	.996
2021	.307	22-22	75	12	23	7	0	3	12	39	.520	12	2	21	0	.411	1	0	2-2	163	13	1	.994
TOTAL	.267	52-52	180	21	48	12	0	4	22	72	.400	30	3	56	3	.379	1	0	3-3	409	21	2	.995

2021 SEASON REVIEW



SEASON NOTES

- Alabama finished the 2021 season at 32-26, including a 12-17 record in Southeastern Conference play. The Crimson Tide advanced to the postseason, playing in the SEC Tournament for the first time since 2016 and also earning a spot in the NCAA Ruston Regional.
- The Tide went 2-2 in the SEC Tournament, reaching the Friday round of games for the first time since the 2015 season. Alabama defeated No. 24 South Carolina to advance to the double-elimination round where UA took down fourth-ranked Tennessee. The Tide then fell in back-to-back games to No. 13 Florida and the Volunteers to end the Hoover trip.
- Alabama's efforts in the conference tournament cemented their spot in the NCAA Tournament as the No. 3 seed. The Crimson Tide traveled west for the Ruston Regional hosted by Louisiana Tech. UA fell, 8-1, to No. 16 NC State in the opening game before defeating Rider, 3-1, on Saturday. Alabama then squared off with the 20th-ranked Bulldogs, falling 10-8 with the game-winning home run falling short at the track.
- The Crimson Tide reached the top 25 rankings in four separate polls including Baseball America, Collegiate Baseball News, the NCBWA and USA Today Coaches. The Tide peaked at No. 19 in the NCBWA poll and was as high as No. 22 by BA along with a No. 23 ranking on both the CBN and the USA Today polls.
- Brad Bohannon led the Crimson Tide for his fourth season as a collegiate head coach in 2021. In year four under Bohannon, Alabama continued its gradual uptick in wins, posting 32 victories, the most since 2016 when UA won 33 games. The Tide also totaled 12 wins in SEC play, an improvement on each of the previous four seasons and a significant improvement from the 2017 squad that totaled just five wins the year before Bohannon took over. UA also reached the SEC Tournament for the first time since 2016 and earned a berth in an NCAA Regional for the first time since 2014.
- Off the field, Bohannon's squad continued to post impressive grade-point averages during the 2020-21 academic year and has set program records for GPA every year under Bohannon. Additionally, Alabama has had 30 players graduate with a total of 32 degrees, including four master's degrees, under Bohannon's watch.
- Alabama's offense batted .260 (507-1,951) on the season. The Crimson Tide bats totaled 96 doubles, seven triples and 67 home runs on the way to 818 total bases and a .419 slugging percentage. UA combined for 224 walks and 58 hit-by-pitch for a team .350 on-base percentage. The Tide also scored 334 runs while stealing 33 bases in 44 attempts.
- On the mound, UA maintained a 4.78 ERA (273 ER/514.0 IP) and tossed two shutouts. The Tide pitchers struck out 497 compared to just 178 walks and held opposing hitters to a .263 average. Alabama's 2.79 strikeout-to-walk ratio ranked eighth in the SEC and was 36th nationally. Additionally, UA's 3.12 walks allowed per 9.0 innings was third in the league and ranked 19th in Division I.
- The 2021 defense was solid once again, sporting a .977 fielding mark across 58 games. The Tide committed 49 errors across 2,157 chances and turned 47 double plays. The 47 double plays were the third-most in the SEC and ranked 45th nationally.
- The story of the season was the Crimson Tide's ability to still see success despite numerous injuries to key players throughout the year. Alabama was without two weekend starters in Antoine Jean and preseason All-America candidate Connor Prielipp for a majority of the year while also overcoming injuries to starters William Hamiter, T.J. Reeves and Drew Williamson along with relievers Brock Guffey, Chase Lee and Jacob McNairy.
- In a year in college baseball that featured some of the oldest and most experienced lineups the sport has seen, Alabama was forced to call on true freshmen or COVID freshmen to contribute significant playing time. That included starting 'freshmen' at seven of the nine positions in the lineup on a regular basis and utilizing bullpen arms in roles that they may have not been prepared for.

A CLOSER LOOK

- Alabama finished 32-26 overall with a 12-17 mark in Southeastern Conference play. The 32 wins were the most by a Crimson Tide team since 2016 while the 12 league wins a continued improvement from the previous four seasons. The 12-win mark was also a significant improvement from the 2017 squad that finished with just five wins in the season prior to Bohannon's arrival.
- Those improvements earned Alabama a spot in the SEC Tournament and an NCAA Regional. The Tide's trip to Hoover was a first since 2016 while an NCAA Tournament berth hadn't happened for UA since 2014.
- Alabama spent nearly every week of the season ranked or receiving votes in at least one of the major polls. The Tide peaked at No. 19 in the NCBWA poll and was as high as No. 22 by Baseball America along with a season-best No. 23-ranking from both Collegiate Baseball News and USA Today.
- The Crimson Tide continued to grow in the classroom this season. The 2021 roster finished with a 3.241 combined team grade-point average, setting a new Alabama baseball program-high mark. The Tide has improved upon its team GPA each season under Bohannon, setting new team-high totals for cumulative GPA each of the last four years.
- Under Bohannon's watch, Alabama has had 30 players graduate with a combined 32 degrees, including four master's degrees.
- The Crimson Tide offense batted .260 (507-1,951) and totaled 96 doubles, seven triples and 67 home runs on the way to 818 total bases and a .419 slugging percentage. Alabama's offense combined for 224 walks and 58 hit-by-pitch for a .350 team on-base percentage. The Tide finished with 334 runs and 33 stolen bases, as well.
- Alabama's power numbers went up significantly this season. The Tide's 67 home runs were 20 more than the 2019 squad and 23 better than the 2018 team. Alabama's .419 slugging percentage was also an improvement from the .393 mark UA posted in both '18 and '19.
- On the mound, the Tide maintained a 4.78 ERA (273 ER/514.0 IP) and tossed two shutouts. The Alabama pitchers combined for 497 strikeouts compared to 178 walks while holding opposing hitters to a .263 average. UA's 2.79 strikeout-to-walk ratio ranked eighth in the SEC and was 36th nationally. Additionally, UA's 3.21 walks allowed by per 9.0 innings was third in the league and ranked 19th in Division I.
- The Tide continued to pile on the strikeouts under the tutelage of pitching coach Jason Jackson. The 2021 roster's 497 punchouts ranked as the seventh-most in a single season in UA history and were the most since 2010 (514). That total was a significant improvement from the 2019 (469) and 2018 (370) numbers.
- Alabama pitchers also limited the walks in 2021, allowing just 178 free passes. Those 178 walks were the fewest since 2011 (163) and were six fewer than 2019 (183) and 17 less than 2018 (195).
- Defensively, the Crimson Tide was solid once again, sporting a .977 fielding percentage while committing 49 errors across 2,157 chances. The Tide's fielding percentage ranked 35th while the 49 errors finished among the top-25 fewest by a Division I team.
- The 2021 campaign continued a trend of solid defense under Bohannon, with UA owning a .976 fielding percentage (4,984 PO | 1,774 A | 168 E) across his four seasons at the Capstone.
- Alabama's successes in 2021 all came despite numerous injuries to key players throughout the year. The Crimson Tide lost an estimated 200-plus innings from Antoine Jean (26.1 IP) and Connor Prielipp (7.0 IP), both of which were weekend starters to begin the season. The Tide also was without pitchers Chase Lee (extended time), Brock Guffey (two months), Jacob McNairy (one month) and Connor Shamblin (extended time) at points throughout the year. In addition to the arms, positional starters William Hamiter (five games), T.J. Reeves (20-plus games), Drew Williamson (eight games) all missed significant time in 2021.

YEAR FOUR UNDER BRAD BOHANNON

- Head coach Brad Bohannon completed his fourth season at the helm of the Crimson Tide baseball program after being named the 32nd head coach in Alabama baseball history on June 1, 2017.
- Bohannon brought 14 years of Southeastern Conference coaching experience to Alabama after having served as an assistant at Kentucky from 2004-15 and, most recently, Auburn from 2016-17.
- In a year that college baseball was at its oldest due to the pandemic, Alabama's 2021 roster was one of the youngest in the country. The Crimson Tide's 35-man included 10 true freshmen and eight COVID freshmen. That group of 35 included only eight total pitchers and three position players with any experience against Southeastern Conference competition and only one SEC win from the pitching staff.
- In addition to a young roster, the 2021 edition of the Crimson Tide dealt with significant injuries to core players throughout the season. Alabama was without weekend starters Antoine Jean and preseason All-America candidate Connor Prielipp for a majority of the season while also losing closers Chase Lee and Brock Guffey along with long relievers Jacob McNairy and Connor Shamblin for extended periods of time throughout the year. The Tide was also without positional starters William Hamiter, T.J. Reeves and Drew Williamson during key stretches.
- Despite all the adversity the 2021 team faced, Bohannon's group battled to earn a spot in the SEC Tournament for the first time since 2016 and used two wins in Hoover to propel itself into the NCAA Ruston Regional, the Tide's first appearance in the NCAA Tournament since 2014.
- The Crimson Tide finished the year at 32-26 overall and 12-17 in SEC play, posting a 30-win campaign for the first time since 2016 and winning double-digit conference games since that same '16 season.
- Alabama also reached the Friday round of the SEC Tournament for the first time since 2015, taking down then-No. 24 South Carolina and then-No. 4 Tennessee in Hoover.

RETURN TO REGIONALS

- Alabama returned to the NCAA Tournament for the first time since 2014 when the Crimson Tide opened NCAA Regional play in Ruston, La., on June 4.
- The Crimson Tide made its 25th all-time appearance in the NCAA Tournament. UA owns a 71-51 (.582) overall record in the Tournament, including a 57-37 (.606) mark in Regional play.
- Alabama has claimed seven Regional Championships in program history including titles in 1950, 1983, 1996, 1997, 1999, 2006 and 2010.
- Following the trip to Ruston, the Tide is 2-3 against NC State, 1-0 against Rider and 0-1 against LaTech after never having faced the Bulldogs prior to the NCAA Tournament.

TOURNAMENT TIDE

- The Crimson Tide earned a spot in the NCAA Tournament thanks to a standout resume heading to selection Monday.
- Alabama finished the 2021 regular season, in addition to four games in the SEC Tournament, with the second-ranked strength of schedule, behind only No. 1 Arkansas, while sporting an RPI ranging from 30-34.
- The Tide totaled eight wins against Top-30 RPI opponents and finished with 14 combined victories against Southeastern Conference foes heading into the Ruston Regional.
- Alabama squared off with 13 of the 63 teams in the 2021 NCAA Tournament field and came away with 13 wins against those opponents. Signature wins in that group of 13 included series sweeps of McNeese and Wright State, individual wins against Samford, South Alabama and South Carolina, and a 16-1 win in the series opener at No. 1 Arkansas to go with a pair of wins against No. 4 Tennessee.
- What is even more impressive about the Tide's run is that Alabama was without two weekend starters in Antoine Jean and preseason All-America candidate Connor Prielipp for nearly the entire season. In addition to the injuries to Jean and Prielipp, the Tide saw three starting position players and three main bullpen arms miss significant time during the 2021 campaign.

BACK IN HOOVER

- Alabama returned to SEC Tournament for the first time since 2016 when the Crimson Tide squared off with South Carolina in the Tuesday, May 25 play-in game at The Met.
- UA is 51-45 all-time in the Tournament and appeared for the 34th time in 2021.
- Alabama finished 2-2 on the week and held a winning record against eight of the 11 participating teams in the 2020 installment of the Tournament.

GROWING AS WE WENT IN 2021 CONFERENCE PLAY

- Alabama entered SEC play at Arkansas with a 2021 roster that was lacking in experience against league opponents. The Crimson Tide had eight total pitchers and only three active position players that had seen time in an SEC matchup heading to Fayetteville. Additionally, the 34-man roster featured zero players who had played in the SEC Tournament or an NCAA Tournament.
- On the pitching side, the Tide held just one league win entering SEC Opening Weekend, which came from Hunter Ruth while at Florida. Ruth earned the win against the Tide on March 31, 2019 when he got the start for the Gators.
- Positionally, Alabama was without one of its most experienced players in T.J. Reeves, who suffered an injury that kept him off the field in Fayetteville. Additionally, veteran catcher Sam Praytor had not seen SEC action since his freshman season in 2018 due to a season-ending injury in 2019 and the cancelation of league play in 2020.
- A young roster, the 2021 Tide group was made up of 10 true freshmen and eight COVID freshmen. In addition to the 18, Davis Heller, Will Patota and Jackson Tate (JUCO) along with Landon Green (injury) had never played in an SEC game.

FIELDING AT A HIGH RATE (AGAIN)

- Alabama's defense performed at a high level in 2021, committing 48 errors across 2,043 chances for a .977 mark.
- The Tide defense finished in the top-25 ranks for fewest errors among teams with at least 50 games played while UA's fielding percentage was fourth in the SEC and ranked 35th in Division I.
- Alabama's fielding percentage was even better during SEC play, with UA owning a .980 mark to rank third in the conference. UA's .980 mark included 21 errors in 1,039 chances and trailed only Arkansas (.982) and Kentucky (.981).
- What's even more impressive is that the Crimson Tide had three everyday starters that took on a new position at the beginning of the 2021 season. Peyton Wilson came to Alabama as a catcher and split time between catcher and center field in his freshman campaign. Wilson quickly adapted to his usual spot at second base in 2021 while also seeing time in the outfield. In addition to Wilson, William Hamiter spent the 2020 slate as a middle infielder before taking on a corner outfield role in the fall of '20. Finally, Caden Rose, the Tide's everyday center fielder in 2021, signed with UA as high school shortstop and had played just one game his entire high school career in the outfield.
- UA's defense shined during the shortened 2020 campaign, committing only 10 errors across 648 chances for a .985 mark. That fielding percentage led the SEC and was ninth in the nation. Alabama's 10 errors were also tied for the fewest in the conference.
- Alabama finished the 2019 campaign with a .978 fielding percentage to set the Crimson Tide's program mark for single-season fielding percentage. Alabama also committed only 44 errors, its fewest in at least 25-plus years.
- That .978 mark surpassed the previous record of .976 by the 2015 team. It was also a significant improvement from the 2018 team that finished at .969 with 65 total errors.

FILLING UP THE ZONE CONSISTENTLY

- Alabama's pitchers kept the ball around the zone consistently in 2021.
- The Tide arms totaled 497 strikeouts compared to 178 walks for a 2.79 strikeout-to-walk ratio at season's end. Alabama's 2.79 mark ranked 36th in the nation and eighth in the SEC.
- The 178 walks allowed were the third-fewest in the conference and ranked in the top-20 nationally among teams that played at least 56 games. Those 178 walks across the Tide's 514.0 innings of work came out to a lowly 3.12 walks allowed per nine innings, which ranked third in the SEC and 19th nationally during the 2021 slate.

RELYING ON RASSY

- Alabama's Tyler Ras impressed as a starter during his junior campaign. Ras was originally slated for a long-relief role in 2021 but was called on to start on Fridays in the absence of Connor Prielipp following Opening Weekend.
- Since taking on the starter role vs. Wright State, Ras provided the Tide with a reliable option in each series opener.
- Ras led all Alabama starters in wins and maintained a 7-5 record with a 5.38 ERA (50 ER/83.2 IP) on the season. He punched out 57 compared to only 22 walks while limiting opposing hitters to a .261 average.
- The right-hander tossed 5.0 or more innings in 11 starts and allowed three or fewer runs in eight of his 15 starts, including five with one or zero runs allowed. Those impressive numbers helped Ras post eight quality starts.
- He also kept the ball around the strike zone, issuing two or fewer walks in 12 of his 15 starts including two outings in which he did not issue a free pass.
- Ras worked his way onto the SEC rankings. He finished tied for 10th in the league with seven wins, including four against SEC opponents to tie for ninth among league arms. He also ranked 11th in the conference with 82.1 innings pitched and tied for 10th with 56.1 frames against league competition.

IT'S THE 'REAL DEAL,' BABY

- Junior starter Dylan Smith lived up to his nickname in 2021. Known by his teammates as 'Da Real Deal', Smith excelled in his weekend starter role and became the Crimson Tide's ace.
- Smith totaled a team-high 98.1 innings in 16 starts, tossing 5.0-plus innings in 10 of those outings. One of the starts he did not reach the 5.0 innings mark was his first of the season when Smith was on a pitch count.
- The righty was also the Tide's leader in strikeouts with 113, a total that ranks as the third-most in a single season in Alabama history. He punched out five or more batters in all but two starts, including a team-high 11 against Missouri on May 1 to go with a pair of 10-strikeout performances. His 113 strikeouts tied for eighth in the SEC and 30th nationally.
- Smith allowed five or less hits in six starts and walked more than one batter in only five outings. Seven of his starts finished with no walks issued, as well.
- His most impressive performance came in the NCAA Ruston Regional on June 5 against Rider. Smith helped Alabama avoid elimination with a complete game gem against the Broncos. He allowed one run on seven hits with no walks and added seven strikeouts across a career-high 116 pitches.
- Smith's went on to earn him a spot on the NCAA's All-Tournament Team.

HARD TO SCORE ON CHASE

- Junior reliever Chase Lee was tough to score on in 2021. Lee allowed just eight runs (six earned) across his 40.2 innings of work and 22 total appearances.
- He accumulated seven saves and a team-high tying seven wins. Lee's seven saves overall finished eighth in the SEC while his six against league opponents were tied for fourth. The seven wins apiece from him and Tyler Ras are the most by any Tide pitcher since 2015 and were tied for 10th in the conference.
- The Tide closer worked 2.0 or more innings on nine occasions and struck out at least two batters in 17 of his outings.
- Lee's dominance carried over from a season ago. With his final two outings of 2020 included, the Tide closer made 13 straight scoreless appearances from March 3 through April 17, 2021 vs. Auburn when he allowed his first run.
- He began the 2021 season by working 11 straight outings and 20.1 innings without allowing a run.
- The right-hander also accumulated 27.0 consecutive scoreless innings prior to allowing the one run against the Tigers.

RUNS EARLY AND LATE WITH A MID-GAME LULL

- Alabama's offense turned it on early and found a way to win late in 2021, but the middle innings of a game often proved to be a deciding factor in the outcome of many games for UA.
- The Crimson Tide scored 125 runs from innings 1-3 to go with 113 from the seventh into extras. The middle three innings from the fourth through the sixth saw the Tide score 96 total runs.
- Alabama's opponents scored their most runs in the 4th-6th inning range, posting a total of 112 in those three frames. The Tide pitchers limited the opposition to 103 runs in the first through third and 80 from the seventh onward.
- UA held a 15-7 mark when scoring first and was 22-5 with a lead after six innings of play. For comparison, Alabama was 17-19 when the opponent scored first and just 6-21 when trailing after six.

CONTINUED GROWTH ON OFFENSE

- The Crimson Tide offense posted one of its best seasons to date in 2021.
- Alabama's offense batted .260 with 507 total hits - 96 doubles, seven triples, 67 home runs - and accumulated 818 total bases. In addition, UA recorded 334 runs and maintained a .419 team slugging percentage to go with a .350 on-base percentage.
- Many of those numbers were significant improvements from years passed and helped Alabama to a 32-26 overall record. Below is a look at single-season totals the Tide offense posted in 2021 compared to the most recent instance of a higher total in a single season.

CATEGORY	2021 TOTAL	MOST RECENT HIGH	YEAR
Hits	507	575	2015
Doubles	96	104	2018
Triples	7	9	2019
Home Runs	67	87	2009
Total Bases	818	1,034	2010
Runs	334	468	2010
Slugging %	.419	.445	2010
On-Base %	.350	.372	2019
Stolen Bases	33	60	2019

IT'S BOMB TIME

- Alabama's offense flexed its' muscle during the 2021 season, producing two-or-more home runs in 19 of 58 games and at least one home run in 35 games overall. That power surge pushed UA's home run total to 67 at season's end.
- The 67 home runs were the most in a single season by a UA offense since 2009 when that team recorded 87 homers.
- Alabama's offense mashed two home runs in a game on eight occasions while posting three-homer efforts in nine contests, and a season-best four home runs against top-ranked Arkansas on March 19 and then one week later against No. 3 Ole Miss. UA also hit one home run in 16 separate contests.
- The Crimson Tide finished 23-12 in games with a homer, including an impressive 14-5 mark in games with two-plus homers. For contrast, UA was 9-14 in matchups without a roundtripper.
- Alabama's bats continued their power surge against conference opponents. UA homered in 17 of 29 SEC regular-season pairings, totaling 35 home runs across those 17 matchups, while adding one home run in the SEC Tournament.
- The Tide bats started off the 2021 season by combining for seven home runs across Opening Weekend, the most in a season-opening series since 2007. That impressive start paired with two bombs at Jacksonville State saw the Tide record multiple homers across the first four games. The stretch marked the first time a Crimson Tide offense has posted two-plus homers in four straight games since 2013.

DIO'S GRAND SLAMS

- Sophomore Owen Diodati recorded three grand slams during his sophomore campaign.
- Diodati's grand slam total tied for the second-most in a single season in program history since grand slams were recorded at UA (since 1983). He matched Doug Duke (1986), Roberto Vaz (1997) and Beau Hearod (2003), who all totaled three over a full season. Duke's squad played in 63 games while Vaz and the 1997 team made it to the College World Series, playing in 70 total contests. Hearod and the 2003 group took part in 62 games.
- Mike Pitisci's six grand slams is the Alabama and NCAA single-season record, which he accomplished in 1984. The six grand slams also serve as the Crimson Tide's all-time career mark.
- Diodati's three grand slams are the most by any Crimson Tide player in the BBCOR era (since 2011) for a single season or a career. Only Austen Smith had previously recorded multiple grand slams in the same season with two in 2011, while Smith (2011), Kenny Roberts (2012-13), Casey Hughston (2014-15), Chandler Avant (2017-18) and Hunter Alexander (2017-18) each posted two for their careers during the new era of bats.
- Two of Diodati's grand slams came in back-to-back contests, first at College of Charleston on March 7 followed by a second in the Tide's next game against South Alabama on March 9. Diodati is the only player in program history to record a grand slam in back-to-back games.
- Diodati finished the season is 6-for-8 with the bases loaded - three of those times resulting in a grand slam.

PRAYTOR GOT HOT vs. SEC OPPONENTS

- Sam Praytor provided the Alabama offense with consistent production during SEC play this season.
- Praytor owned a .309 (34-110) average to go with eight home runs, 63 total bases, 23 RBI and a .573 slugging percentage - all team-high totals. He also drew 10 walks and owned a .368 on-base percentage to rank second on UA while adding five doubles and 15 runs, both of which tied for third among Alabama hitters.
- The Tide backstop reached base safely in 23 of 29 league matchups and contributed at least one hit in 20 of those games. He recorded 10 multi-hit efforts against SEC opposition to tie for second on the team while leading all Tide hitters with seven multi-RBI games.
- His impressive numbers placed Praytor on the league's top-15 lists for hitting. Below is a look at where the redshirt junior catcher ranked at the completion of SEC regular-season play:

Sam Praytor vs. SEC Opponents

Rank	Category	Total
T9th	Home Runs	8
13th	Slugging Percentage	.573
T14th	Total Bases	63

PEYTON TURNED IT ON IN SEC PLAY

- Peyton Wilson excelled in his first go-around in SEC play this season.
- Wilson batted a team-high .315 and led the Crimson Tide in hits (39), doubles (8), runs (21) and stolen bases (6-8).
- In addition to his stellar play on offense, Wilson totaled 78 assists while helping to turn 21 double plays from his second base spot.
- Below is a look at where Wilson ranked in SEC play during the regular season:

Peyton Wilson vs. SEC Opponents

Rank	Category	Total
4th	Double Plays Turned	21
T4th	Assists	78
T5th	Doubles	8
T8th	Hits	39
T10th	Stolen Bases	6

JARVIS' TURNAROUND IN LEAGUE ACTION

- Jim Jarvis turned it on during the second part of the SEC schedule.
- Jarvis began the league slate batting .075 (3-40) with a double, two RBI and five runs while drawing three walks and being hit by a pair of pitches across the Tide's first 12 SEC games.
- Things turned around for Jarvis starting with the Auburn series from April 15-17. In his final 17 conference games leading up to the SEC Tournament, Jarvis batted .320 (16-50) with four doubles, two triples, eight RBI, 10 runs, eight walks and a hit-by-pitch. He also added two stolen bases in as many attempts.
- Jarvis tied for the team lead in doubles (4) while ranking second in runs (10) and stolen bases (2-2) during the final 17 games. He also posted a team-high .424 on-base percentage in addition to a .320 (16-50) average that was second behind only First Team All-SEC selection Sam Praytor.
- The sophomore reached base safely in 16 of the Tide's final 17 SEC regular-season games while recording at least one hit in 12 contests during that stretch. He also contributed at least one run in eight of the 17 games.
- Below is a look at Jarvis' differential between the two stretches:

GAMES	AVG	H-ABs	2B	3B	RBI	R	BB
FIRST 12 (12 GS)	.075	3-40	1	0	2	5	3
LAST 17 (17 GS)	.320	16-50	4	2	8	10	8

LEE NAMED TO CoSIDA ALL-DISTRICT TEAM

- Chase Lee was selected to the CoSIDA Academic All-District 4 Team, the organization announced on July 1.
- Lee graduated with a 3.487 GPA with a degree in aerospace engineering while minoring in mechanical engineering.
- He was selected to the Dean's List twice during his collegiate career while also being tabbed to the SEC Spring Honor Roll on three separate occasions in 2019, '20 and '21.
- Lee is one of 15 Crimson Tide baseball players to earn all-district recognition from CoSIDA and joins Kolby Robinson as the second in the last two seasons.

RAS EARNS GOLD GLOVE FINALIST HONORS

- Tyler Ras was selected as a finalist for the 2021 ABCA/Rawlings NCAA Division I Gold Glove Team, the ABCA and Rawlings Sporting Goods announced on Monday, June 21.
- The junior was one of three finalists for the Gold Glove, which eventually went to Jacob Key of UIC.
- Alabama has had two previous Gold Glove winners including Taylor Dugas (2011) and Kyle Overstreet (2013).

LEE RECOGNIZED BY THE NCBWA

- Chase Lee earned third team All-America honors from the National Collegiate Baseball Writers Association (NCBWA), the organization announced on Wednesday, June 16.
- The honor was the second for the junior reliever as he was also selected to the ABCA/Rawlings All-Southeast Region First Team. Lee's recognition was also the Tide's first from the NCBWA since 2016 when Thomas Burrows was tabbed to the outlet's third team as a relief pitcher.

ABCA/RAWLINGS ALL-SE REGION FOR LEE, WILSON

- Chase Lee and Peyton Wilson were selected to the ABCA/Rawlings All-Southeast Region First Team, the ABCA announced on Wednesday, June 16.
- Lee and Wilson are the first Alabama student-athletes to earn recognition from the ABCA since Taylor Dugas in 2012.
- The pair of selections also marked the first time more than one Crimson Tide player was selected for All-Region honors in the same season since 2009 when Austin Hyatt and Kent Matthes were each named to the list.

PRAYTOR NAMED THIRD TEAM AA BY CBN

- Catcher Sam Praytor was selected as a Collegiate Baseball News Third Team All-American, the organization announced on Thursday, June 3.
- Praytor was the Tide's only All-America honoree in 2021 and became UA's first All-American since last season when Connor Prielipp (first team) and Brett Auerbach (second team) each earned All-America accolades from CBN.
- The redshirt junior catcher was selected as a Preseason Third Team All-American by CBN to start 2021.

TIDE EARNS MULTIPLE SEC POSTSEASON HONORS

- Alabama had four players earn a combined six spots on the Southeastern Conference's postseason awards lists, the league office announced on Monday, May 31.
- Sam Praytor earned First Team All-SEC recognition at catcher. Praytor is the first UA first-teamer since Taylor Dugas (OF) in 2012.
- In addition to Praytor, Peyton Wilson was tabbed to the All-SEC Second Team for his efforts at second base.
- Wilson was joined by Zane Denton on the league's Newcomer All-SEC Team, which recognizes the conference sophomores who saw their freshman season shortened due to the pandemic.
- Denton was also selected to the SEC All-Defensive Team for his play at third base. He was joined by Tyler Ras (SP) on the All-Defensive roster.
- Alabama's most recent All-SEC postseason representative was Chandler Taylor, who earned Second Team recognition in the outfield following his 2017 campaign.

WILSON NAMED TO SEC COMMUNITY SERVICE TEAM

- Peyton Wilson was named to the 2021 SEC Community Service Team, the league office announced on May 19.
- Wilson recorded 15 total hours of community service during his first season at Alabama in 2019-20, the most by any member of the Tide baseball team. He took part in a total of 11 volunteer opportunities, committing his most significant chunk of time to the Alberta Head Start program, mentoring children from low-income families across Tuscaloosa.
- He also added time in the Tuscaloosa area at The Miracle League of Tuscaloosa, the Salvation Army and numerous local elementary schools. In addition to his efforts in the city, Wilson contributed his time to on-campus events including the University's 'Thank-a-Thon' and Halloween Extravaganza.
- Each year, the Conference names a Community Service Team for each of its 21 league-sponsored sports, looking to highlight an athlete from each school who gives back to his community through superior service efforts.

PRAYTOR SELECTED AS SEC POTW - APRIL 19

- Sam Praytor was selected as the SEC Player of the Week, the league office announced on Monday, April 19.
- Praytor led Alabama's power surge during the week prior that featured a single matchup with Samford on April 13 and a three-game series against Auburn from April 15-17.
- The Tide backstop batted .429 (6-14) with three homers, six RBI, four runs, two walks and a pair of hit-by-pitch. He contributed at least one RBI in all four games and tallied at least one run scored in three of the week's four contests.
- Praytor led UA in home runs and slugging percentage (1.071) during the week while tying for the team lead in RBI.
- The Alabama native homered twice against Auburn, his first coming on Thursday night in the bottom of the eighth to tie things up and give the Tide a chance for the eventual win in extras.
- Praytor's second home run came in the series finale. His solo home run capped a three-run seventh that tied the game and shifted momentum in Alabama's favor for the eventual series-clinching win in the ninth.
- The SEC Player of the Week award was Alabama's first since Sam Finnerty earned the same honor on April 8, 2019. The weekly honor was also the Tide's first since the 2020 season when Peyton Wilson was selected as the SEC Freshman of the Week on March 2.

TIDE RANKED TO START THE 2021 CAMPAIGN

- Alabama began the 2021 season ranked in the top-25 of three of the six major preseason polls while also receiving votes in a fourth.
- The Crimson Tide earned its highest ranking from Baseball America, coming in at No. 25 in the poll. The preseason top-25 ranking was the Tide's first in BA's preseason poll since coming in at No. 21 to start the 2014 season.
- UA was also No. 27 to start the season, according to Collegiate Baseball News, and No. 30 by the National Collegiate Baseball Writers Association (NCBWA).
- Prior to 2021, Alabama had not started a season with a top-30 ranking since 2015 when the Tide was D1Baseball.com's No. 20 team. The 2015 preseason polls also had UA listed at No. 27 (USA Today Coaches) and No. 28 (NCBWA).
- The Crimson Tide finished the pandemic-shortened 2020 season ranked No. 18 by CBN in addition to a No. 21 ranking by both the NCBWA and USA Today Coaches polls. Alabama was set to enter SEC play as a ranked team for the first time since 2010 before the baseball season was officially shut down.

FIVE CRIMSON TIDE TAKEN IN 2021 MLB DRAFT

- Alabama had a total of five student-athletes from the 2020-21 roster hear their name called during the 2021 MLB First-Year Player Draft from July 11-13. Those five joined two signees (Noah Miller and Luke Holman) to make up a group of seven that were selected across the three-day event.
- The group of five Crimson Tide players included Peyton Wilson (Kansas City Royals, 2nd Round), Dylan Smith (Detroit Tigers, 3rd Round), Chase Lee (Texas Rangers, 6th Round), Sam Praytor (Miami Marlins, 6th Round) and Tyler Ras (Colorado Rockies, 14th Round).
- Alabama's four picks through the first six rounds were the most by any single Crimson Tide roster in program history and tied with the 1983 team for the most picks through the first 10 rounds of any MLB Draft. In addition, Alabama's five total selections across the first 15 rounds tied the 2015 team for the most over that stretch in program history.
- The Tide's five selections in the 2021 Draft increased UA's all-time draft pick total to 164 (154 players) since the event began in 1966. Alabama has now had at least one player selected in 43 consecutive years dating back to 1979 and 50 of the 59 MLB Drafts overall. More recently, the Tide has seen 56 players selected in the last 12 years and 91 total across the last 22 drafts dating back to 2000.
- *Draft notes of interest included:*
 - Peyton Wilson was Alabama's highest-drafted second baseman in program history and became one of just 12 players in UA history to be taken in the first or second round of the MLB Draft
 - Dylan Smith's third-round selection was the highest for a Tide pitcher since 2014 while he became the 10th Alabama pitcher to be taken in the top-three rounds and the fifth right-hander
 - Chase Lee was Alabama's highest selection as a reliever since 2014
 - Sam Praytor became the third-highest Crimson Tide catcher ever taken in MLB Draft history, trailing only Alex Avila (Round 5, 2008) and Jeremy Brown (Round 1, 2002)

2021 FINAL ALABAMA OVERALL STATISTICS

RECORD: 32-26 • HOME: 19-13 • AWAY: 10-9 • NEUTRAL: 3-4 • SEC: 12-17

BATTING (SORTED BY AVERAGE)

Player	AVG	GP-GS	AB	R	H	2B	3B	HR	RBI	TB	SLG%	BB	HBP	SO	GDP	OB%	SF	SH	SB-ATT	PO	A	E	FLD%
Zane Denton	.308	58-58	221	40	68	10	0	10	40	108	.489	35	3	52	5	.405	3	0	2-2	86	88	8	.956
Jackson Tate	.292	36-26	96	18	28	5	0	7	19	54	.563	5	5	34	0	.352	2	2	4-5	40	1	0	1.000
Peyton Wilson	.290	58-58	248	46	72	13	1	9	31	114	.460	22	4	41	1	.353	4	1	10-13	87	158	5	.980
Sam Praytor	.277	58-58	213	35	59	12	0	14	48	113	.531	29	8	38	5	.375	6	0	2-3	440	41	7	.986
William Hamiter	.271	53-53	203	35	55	11	1	4	34	80	.394	22	6	45	6	.356	2	3	1-2	92	1	1	.989
Drew Williamson	.255	48-47	165	33	42	12	0	4	21	66	.400	26	4	41	1	.367	1	2	3-3	388	27	1	.998
Andrew Pinckney	.245	45-24	102	16	25	6	0	1	11	34	.333	3	5	37	2	.297	1	0	2-3	64	2	1	.985
Jim Jarvis	.237	57-56	173	29	41	6	3	0	17	53	.306	26	8	16	1	.362	0	7	5-5	72	151	13	.945
Owen Diodati	.230	56-55	200	30	46	3	1	11	40	84	.420	19	6	61	1	.314	1	0	1-2	14	1	1	.938
Caden Rose	.190	54-42	137	23	26	7	1	4	19	47	.343	13	6	46	0	.285	2	4	2-4	101	5	1	.991
Bryce Eblin	.342	16-10	38	9	13	5	0	0	8	18	.474	7	1	8	1	.457	0	0	0-0	17	27	2	.957
T.J. Reeves	.229	27-22	83	9	19	4	0	2	8	29	.349	6	1	34	0	.289	0	0	1-1	32	1	3	.917
Davis Heller	.222	15-5	27	6	6	0	0	0	0	6	.222	6	0	10	1	.364	0	0	0-0	36	1	0	1.000
Will Patota	.179	22-4	28	3	5	2	0	1	7	10	.357	3	1	11	0	.273	1	0	0-1	0	0	0	.000
Johnny Hawk	.118	12-4	17	2	2	0	0	0	1	2	.118	2	0	8	1	.200	1	0	0-0	49	6	0	1.000
TOTALS	.260	58	1,951	334	507	96	7	67	304	818	.419	224	58	482	25	.350	24	19	33-44	1,542	566	489	.977
OPPONENTS	.263	58	1,974	295	520	105	6	69	273	844	.428	178	38	497	36	.333	20	20	37-52	1,516	483	488	.977

LOB - Team (428), Opp (394). DPs turned - Team (47), Opp (34). CI - Team (1), Praytor 1, Opp (2). IBB - Team (6), Denton 4, Rose 1, Praytor 1, Opp (2). Picked off - Wilson 2, Rose 1.

PITCHING (SORTED BY ERA)

Player	ERA	W-L	APP	GS	CG	SHO	CBO	SV	IP	H	R	ER	BB	SO	2B	3B	HR	Avg	WP	HBP	BK	SFA	SHA
Chase Lee	1.33	7-0	22	0	0	0	0	7	40.2	29	8	6	14	51	5	0	4	.201	2	5	0	0	3
William Freeman	2.22	2-1	24	4	0	0	0	1	56.2	43	17	14	11	39	8	1	5	.210	7	2	0	1	3
Dylan Smith	3.84	2-8	16	16	1	0	1	0	98.1	99	42	42	20	113	20	0	14	.263	6	1	0	3	3
Connor Shamblyn	4.70	4-2	15	6	0	0	0	1	46.0	44	26	24	16	44	8	0	5	.249	5	5	0	0	2
Landon Green	5.12	3-2	19	1	0	0	1	2	31.2	22	19	18	16	39	6	0	5	.193	5	7	0	1	1
Jacob McNairy	5.59	1-1	15	3	0	0	1	0	37.0	45	26	23	9	27	11	1	4	.302	1	1	0	3	1
Tyler Ras	5.82	7-5	16	15	0	0	1	0	86.2	93	59	56	24	59	21	1	20	.271	5	5	1	1	3
Antoine Jean	3.76	2-1	7	6	0	0	0	0	26.1	22	16	11	16	24	0	0	2	.232	3	3	0	3	0
Connor Prielipp	3.86	1-1	3	3	0	0	0	0	7.0	8	3	3	1	12	2	0	1	.276	0	0	1	0	0
Brock Guffey	5.65	0-1	11	0	0	0	0	2	14.1	16	9	9	9	16	5	0	1	.281	2	1	0	2	0
Hunter Ruth	5.87	0-0	9	0	0	0	0	1	15.1	19	10	10	5	14	7	0	1	.311	1	0	0	1	1
Jake Eddington	7.29	1-0	14	1	0	0	0	0	21.0	31	18	17	12	25	3	1	2	.352	6	0	1	1	1
Eli Giles	9.69	0-1	10	0	0	0	0	0	13.0	25	15	14	6	16	4	2	2	.439	1	1	1	1	2
Grayson Hitt	10.80	2-3	11	3	0	0	1	0	18.1	22	23	22	15	16	4	0	3	.306	4	5	0	3	0
Bryce Eblin	20.25	0-0	2	0	0	0	0	0	1.1	2	3	3	2	1	1	0	0	.400	0	1	0	0	0
Brayden Rowe	27.00	0-0	1	0	0	0	0	0	0.1	0	1	1	2	1	0	0	0	.000	0	1	0	0	0
TOTALS	4.78	32-26	58	58	1	2	2	14	514.0	520	295	273	178	497	105	6	69	.263	48	38	4	20	20
OPPONENTS	4.99	26-32	58	58	1	5	4	14	505.1	507	334	280	224	482	96	7	67	.260	56	58	6	24	19

PB - Team (2), Praytor 2, Opp (12). Pickoffs - Team (9), Jean 2, Ras 2, Praytor 2, Smith 2, Green 1, Opp (3). SBA/ATT - Praytor (34-45), Smith (12-15), Eddington (6-8), Hawk (3-6), Shamblyn (3-6), Giles (3-5), Ras (3-4), Freeman (2-3), Guffey (2-2), Hitt (2-2), Ruth (1-2), Jean (1-2), Eblin (1-1), McNairy (0-1), Prielipp (1-1).

2021 FINAL ALABAMA SEC STATISTICS

RECORD: 12-17 • HOME: 6-9 • AWAY: 6-8

BATTING [SORTED BY AVERAGE]

Player	AVG	GP-GS	AB	R	H	2B	3B	HR	RBI	TB	SLG%	BB	HBP	SO	GDP	OB%	SF	SH	SB-ATT	PO	A	E	FLD%
Peyton Wilson	.315	29-29	124	21	39	8	0	4	17	59	.476	6	2	28	1	.351	2	1	6-8	46	78	1	.992
Sam Praytor	.309	29-29	110	15	34	5	0	8	23	63	.573	10	2	15	3	.368	3	0	0-1	234	23	4	.985
Drew Williamson	.307	22-22	75	12	23	7	0	3	12	39	.520	12	2	21	0	.411	1	0	2-2	163	13	1	.994
Jackson Tate	.302	18-11	43	8	13	3	0	3	6	25	.581	0	0	15	0	.295	1	1	3-3	18	1	0	1.000
Zane Denton	.272	29-29	114	16	31	4	0	3	19	44	.386	11	0	31	4	.328	3	0	1-1	60	43	1	.990
William Hamiter	.235	25-25	98	16	23	2	1	3	8	36	.367	8	3	26	4	.312	0	3	1-1	35	0	0	1.000
Owen Diodati	.232	27-26	99	12	23	1	0	7	22	45	.455	5	1	35	0	.274	1	0	1-1	1	0	0	1.000
Jim Jarvis	.211	29-29	90	15	19	5	2	0	10	28	.311	11	3	9	0	.317	0	3	2-2	30	66	6	.941
T.J. Reeves	.203	18-17	64	7	13	3	0	1	7	19	.297	4	1	26	0	.261	0	0	1-1	23	1	2	.923
Andrew Pinckney	.200	23-12	45	7	9	2	0	1	3	14	.311	1	2	19	1	.250	0	0	0-1	28	0	0	1.000
Caden Rose	.174	27-23	69	9	12	3	1	1	4	20	.290	6	3	32	0	.266	1	3	0-1	63	0	1	.984
Davis Heller	.455	7-3	11	3	5	0	0	0	0	5	.455	1	0	3	0	.500	0	0	0-0	28	1	0	1.000
Bryce Eblin	.412	7-4	17	3	7	2	0	0	3	9	.529	2	0	3	0	.474	0	0	0-0	8	12	1	.952
Will Patota	.067	12-2	15	1	1	0	0	1	2	4	.267	0	1	8	0	.118	1	0	0-0	0	0	0	.000
Johnny Hawk	.000	4-0	2	0	0	0	0	0	0	0	.000	0	0	1	0	.000	0	0	0-0	6	0	0	1.000
TOTALS	.258	29	976	145	252	45	4	35	136	410	.420	77	20	272	13	.321	13	11	17-22	756	262	21	.980
OPPONENTS	.291	29	991	169	288	53	3	40	155	467	.471	104	15	239	20	.363	12	14	23-32	763	228	19	.981

LOB - Team (189), Opp (212). DPs turned - Team (27), Opp (16). CI - Team (1), Praytor 1. IBB - Team (3), Denton 1, Rose 1, Praytor 1, Opp (1). Picked off - Rose 1.

PITCHING [SORTED BY ERA]

Player	ERA	W-L	APP	GS	CG	SHO	CBO	SV	IP	H	R	ER	BB	SO	2B	3B	HR	Avg	WP	HBP	BK	SFA	SHA
Dylan Smith	4.89	1-6	10	10	0	0	0	0	57.0	67	31	31	15	68	13	0	11	.290	6	1	0	2	1
Tyler Ras	6.07	4-3	10	10	0	0	0	0	56.1	67	38	38	15	37	12	1	12	.295	4	2	1	1	3
Chase Lee	2.37	1-0	13	0	0	0	0	6	19.0	17	7	5	5	24	2	0	3	.233	1	1	0	0	2
William Freeman	3.16	2-1	14	1	0	0	0	0	25.2	21	9	9	8	24	4	0	4	.226	6	1	0	1	2
Landon Green	3.72	1-1	12	0	0	0	0	2	19.1	11	9	8	13	21	2	0	2	.167	5	4	0	1	1
Connor Shamblin	5.81	2-2	10	3	0	0	0	1	26.1	28	19	17	15	24	6	0	1	.277	4	4	0	0	2
Jacob McNairy	6.59	1-0	6	1	0	0	0	0	13.2	18	11	10	4	9	1	1	1	.346	1	0	0	3	1
Jake Eddington	7.71	0-0	7	0	0	0	0	0	7.0	11	7	6	7	9	2	0	1	.367	1	0	0	0	0
Eli Giles	8.31	0-0	4	0	0	0	0	0	4.1	10	4	4	0	4	1	1	0	.556	0	0	0	1	2
Bryce Eblin	9.00	0-0	1	0	0	0	0	0	1.0	2	1	1	0	0	1	0	0	.500	0	1	0	0	0
Antoine Jean	9.39	0-1	3	2	0	0	0	0	7.2	10	8	8	5	5	0	0	1	.323	0	0	0	1	0
Hunter Ruth	9.72	0-0	5	0	0	0	0	0	8.1	12	9	9	5	7	6	0	1	.343	1	0	0	0	0
Connor Prielipp	13.50	0-1	2	2	0	0	0	0	2.0	4	3	3	1	4	1	0	1	.400	0	0	0	0	0
Brock Guffey	22.50	0-1	3	0	0	0	0	0	2.0	4	5	5	3	1	1	0	0	.444	0	0	0	1	0
Grayson Hitt	30.86	0-1	3	0	0	0	0	0	2.1	6	8	8	8	2	1	0	2	.545	0	1	0	1	0
TOTALS	5.79	12-17	29	29	0	0	0	9	252.0	288	169	162	104	239	53	3	40	.291	29	15	1	12	14
OPPONENTS	4.56	17-12	29	29	1	3	2	9	254.1	252	145	129	77	272	45	4	35	.258	25	20	2	13	11

PB - Team (0), Opp (5). Pickoffs - Team (2), Praytor 1, Smith 1, Opp (1). SBA/ATT - Praytor (23-31), Smith (8-11), Eddington (4-4), Shamblin (2-4), Giles (2-4), Ras (3-4), Ruth (1-2), Freeman (1-1), Prielipp (1-1), Guffey (1-1).

2021 ALABAMA BOX SCORES

Game 40

Apr. 27, 2021 at Birmingham, Ala.

Alabama..... 1 2 1 1 0 1 0 3 0 9 12 1 (25-15)
 UAB..... 1 1 0 0 0 1 0 0 0 3 11 0 (13-28)
 WP-Eddington (1-0) Save-Ruth (1) LP-Greene (3-3)
 T-6:02 A-1,010
 HR: UA-Rose (4)

Game 41

Apr. 30, 2021 at Tuscaloosa, Ala.

Missouri..... 4 1 2 1 0 0 0 0 8 12 4(12-27)(5-14)
 Alabama..... 2 0 2 0 2 3 0 2 X 11 13 1(26-15)(9-10)
 WP-Freeman (1-1) Save-Lee (5) LP-Kush (2-1)
 T-6:02 A-1,958
 HR: UA-Wilson (9); Denton (8); Praytor (12).

Game 42

May 1, 2021 at Tuscaloosa, Ala.

Missouri..... 0 1 0 0 0 0 1 0 0 2 6 0(12-28)(5-15)
 Alabama..... 0 0 1 1 1 0 0 2 X 5 11 0(27-15)(10-10)
 WP-Smith (1-5) Save-Green (2) LP-Ash (1-2)
 T-2:02 A-2,199
 HR: UA-Hamiter (3)

Game 43

May 2, 2021 at Tuscaloosa, Ala.

Missouri..... 1 1 0 0 0 0 0 0 2 8 1(12-29)(5-16)
 Alabama..... 0 0 0 0 0 0 1 2 X 3 7 1(28-15)(11-10)
 WP-Freeman (2-1) Save-Lee (6) LP-Veinbergs (1-3)
 T-11:02 A-1,656
 HR: None

Game 44

May 7, 2021 at Nashville, Tenn.

Alabama..... 0 0 3 3 0 0 0 0 6 9 0(28-16)(11-11)
 #2 Vanderbilt..... 0 0 4 4 0 1 0 0 X 9 13 0(33-10)(15-7)
 WP-Rocker (11-1) Save-Moldonado (4) LP-Ras (6-2)
 T-6:32 A-1,562
 HR: VU-Bradfield Jr (1); Young 2(12); Keegan (9).

Game 45

May 8, 2021 at Nashville, Tenn.

Alabama..... 0 0 0 0 1 0 1 0 0 2 3 1(28-17)(11-12)
 #2 Vanderbilt..... 2 1 0 0 2 0 1 0 X 6 10 0(34-10)(16-7)
 WP-Reilly (4-1) Save-None LP-Smith (1-6)
 T-2:02 A-1,550
 HR: UA-Diodati (11); VU-Young (1); LaNeve (1).

Game 46

May 14, 2021 at Baton Rouge, La.

Alabama..... 0 0 0 0 0 0 1 0 1 13 1(28-18)(11-13)
 LSU..... 1 0 0 0 0 0 1 0 X 2 5 1(31-18)(10-15)
 WP-Marceaux (6-4) Save-Fontenot (4) LP-Ras (6-3)
 T-7:03 A-6,946
 HR: None

Game 47

May 15, 2021 at Baton Rouge, La.

Alabama..... 0 1 2 2 1 0 0 0 0 6 13 0(29-18)(12-13)
 LSU..... 2 1 0 0 0 0 0 2 5 9 0(31-19)(10-16)
 WP-Shamblin (4-2) Save-Lee (7) LP-Labas (3-2)
 T-2:03 A-6,912
 HR: UA-Denton (9); Praytor (13). LSU-Dugas 2(14); Crews (12).

Game 48

May 16, 2021 at Baton Rouge, La.

Alabama..... 0 0 2 1 0 1 0 1 0 5 8 2(29-19)(12-14)
 LSU..... 2 3 3 0 1 0 3 1 X 13 16 0(32-19)(11-16)
 WP-Hillard (5-0) Save-None LP-Prielipp (1-1)
 T-2:03 A-6,791
 HR: UA-Patota (1); Tate (3). LSU-Doughty (11); Bianco (5); Digiacomo 2(2).

Game 49

May 20, 2021 at Tuscaloosa, Ala.

#6 Mississippi State. 0 0 0 0 0 0 4 0 0 4 7 0(38-13)(18-10)
 Alabama..... 0 0 0 0 1 0 1 0 0 2 6 1(29-20)(12-15)
 WP-MacLeod (5-3) Save-Sims (8) LP-Ras (6-4)
 T-6:02 A-2,032
 HR: UA-Tate (4).

Game 50

May 21, 2021 at Tuscaloosa, Ala.

#6 Mississippi State. 0 1 3 0 2 0 0 0 0 1 7 8 0(39-13)(19-10)
 Alabama..... 0 0 0 0 0 0 0 0 0 0 3 1(29-21)(12-16)
 WP-Bednar (6-1) Save-None LP-Smith (1-7)
 T-6:02 A-2,630
 HR: MSU-James (9).

Game 51

May 22, 2021 at Tuscaloosa, Ala.

#6 Mississippi State. 0 0 0 0 4 3 0 0 0 7 12 1(40-13)(20-10)
 Alabama..... 2 1 0 0 0 0 0 0 0 3 5 3(29-22)(12-17)
 WP-Harding (6-2) Save-None LP-Green (3-1)
 T-1:02 A-2,630
 HR: None

Game 52

May 25, 2021 at Hoover, Ala.

Alabama..... 0 0 6 2 0 1 0 0 0 9 7 0 (30-22)
 #24 South Carolina..... 0 0 0 2 0 1 0 0 0 3 7 1 (33-21)
 WP-Ras (7-4) Save-Guffey (2) LP-Weins (1-1)
 T-1:25 A-3,499
 HR: UA-Tate (5). USC-Clarke (22); Wimmer (11).

Game 53

May 26, 2021 at Hoover, Ala.

Alabama..... 0 1 0 0 0 1 0 0 0 0 1 3 6 2 (31-22)
 #4 Tennessee..... 0 0 0 0 0 2 0 0 0 0 2 10 2 (42-15)
 WP-Lee (7-0) Save-None LP-Hunley (7-4)
 T-12:35 A-5,235
 HR: None

Game 54

May 27, 2021 at Hoover, Ala.

#13 Florida..... 0 0 0 0 0 1 3 3 0 7 14 1 (38-19)
 Alabama..... 0 0 0 0 0 0 0 0 0 2 2 7 0 (31-23)
 WP-Aleman (2-4) Save-None LP-Smith (1-8)
 T-4:33 A-8,625
 HR: UF-Young (5); Hickey (9).

Game 55

May 28, 2021 at Hoover, Ala.

#4 Tennessee..... 0 2 5 2 0 2 0 11 11 0 (44-15)
 Alabama..... 0 0 0 0 0 0 0 0 0 2 2 (31-24)
 WP-Tidwell (8-3) Save-None LP-Green (3-2)
 T-10:02 A-3,523
 HR: UT-Spence (3); Ferguson (11); Russell (13); Lipcius (12).

Game 56

Jun. 4, 2021 at Ruston, La.

Alabama..... 0 0 0 0 1 0 0 0 0 1 4 0 (31-25)
 #20 NC State..... 0 2 2 0 3 0 0 1 0 8 9 0 (31-17)
 WP-Johnston (8-2) Save-None LP-Ras (7-5)
 T-1:00 A-1,075
 HR: UA-Tate (6). NCSU-McDonough (15); Torres (7); Tresh (13); Brown 2(11).

Game 57


Jun. 5, 2021 at Ruston, La.

Rider..... 1 0 0 0 0 0 0 0 0 1 7 0 (23-18)
 Alabama..... 0 1 0 0 0 0 2 0 X 3 7 0 (32-25)
 WP-Smith (2-8) Save-None LP-Doelling (5-3)
 T-2:06 A-1,018
 HR: UA-Hamiter (4).

Game 58

Jun. 6, 2021 at Ruston, La.

#16 Louisiana Tech..... 1 2 3 3 0 0 1 0 0 10 11 1 (42-19)
 Alabama..... 2 1 2 0 0 1 0 0 2 8 7 1 (32-26)
 WP-Crigger (4-2) Save-None LP-McNairy (1-1)
 T-2:06 A-2,582
 HR: UA-Praytor (14); Denton (10); Tate (7). LAT-Netterville (12); McConnell (4); Matulia (8); Garcia (9).



2021 ALABAMA RESULTS

Date	Opponent	Score	Innings	Overall Record	SEC Record	Pitcher of Record	Attendance	Time
Feb. 19	McNEESE	W, 10-6	9	1-0-0		Prielipp (W, 1-0)	1,748	2:47
Feb. 20	McNEESE	W, 4-3	9	2-0-0		Lee (W, 1-0)	1,764	2:54
Feb. 21	McNEESE	W, 9-5	9	3-0-0		Hitt (W, 1-0)	1,764	2:45
Feb. 23	at Jacksonville State	W, 5-2	9	4-0-0		Green (W, 1-0)	982	2:58
Feb. 24	UT-MARTIN	L, 4-9	9	4-1-0		Giles (L, 0-1)	1,701	3:07
Feb. 26	WRIGHT STATE	W, 8-4	9	5-1-0		Ras (W, 1-0)	1,743	3:04
Feb. 27	WRIGHT STATE - 1	W, 8-7	(11)	6-1-0		Lee (W, 2-0)	---	4:06
	WRIGHT STATE - 2	W, 1-0	7	7-1-0		Green (W, 2-0)	1,764	2:17
March 3	TROY	W, 9-1	9	8-1-0		Shamblin (W, 1-0)	1,742	2:33
March 5	at College of Charleston	W, 8-0	9	9-1-0		Ras (W, 2-0)	620	2:32
March 6	at College of Charleston	L, 0-1	9	9-2-0		Smith (L, 0-1)	616	2:08
March 7	at College of Charleston	W, 21-3	9	10-2-0		Jean (W, 1-0)	637	3:10
March 9	SOUTH ALABAMA	W, 11-8	9	11-2-0		Lee (W, 3-0)	1,764	3:10
March 10	JACKSONVILLE STATE	W, 7-2	9	12-2-0		Shamblin (W, 2-0)	1,764	2:44
March 12	STETSON	L, 2-4	9	12-3-0		Ras (L, 2-1)	1,747	2:29
March 13	STETSON	W, 4-3	(12)	13-3-0		Lee (W, 4-0)	1,764	2:56
March 14	STETSON	W, 9-4	9	14-3-0		Jean (W, 2-0)	1,764	2:52
March 19	at #1 Arkansas*	W, 16-1	9	15-3-0	1-0-0	Ras (W, 3-1)	5,735	2:54
March 20	at #1 Arkansas*	L, 1-9	9	15-4-0	1-1-0	Smith (L, 0-2)	5,735	2:36
March 21	at #1 Arkansas*	L, 1-3	9	15-5-0	1-2-0	Jean (L, 2-1)	5,735	2:12
March 23	SOUTHERN MISS	L, 4-5	9	15-6-0		Hitt (L, 1-1)	1,746	2:56
March 26	#3 OLE MISS* - 1	L, 6-9	9	15-7-0	1-3-0	Guffey (L, 0-1)	---	2:54
	#3 OLE MISS* - 2	L, 0-2	9	15-8-0	1-4-0	Smith (L, 0-3)	1,764	2:36
March 27	#3 OLE MISS*	L, 6-11	9	15-9-0	1-5-0	Shamblin (L, 2-1)	1,764	3:28
April 2	#6 TENNESSEE*	W, 7-4	9	16-9-0	2-5-0	Ras (W, 4-1)	1,764	2:57
April 3	#6 TENNESSEE*	L, 4-8	(11)	16-10-0	2-6-0	Hitt (L, 1-2)	1,764	4:08
April 4	#6 TENNESSEE*	L, 8-9	9	16-11-0	2-7-0	Shamblin (L, 2-2)	1,764	3:03
April 7	ULM	L, 3-5	9	16-12-0		Hitt (L, 1-3)	1,764	2:52
April 9	at Texas A&M*	W, 5-3	9	17-12-0	3-7-0	Ras (W, 5-1)	1,795	2:45
April 10	at Texas A&M*	W, 6-3	9	18-12-0	4-7-0	Shamblin (W, 3-2)	2,689	3:14
April 11	at Texas A&M*	W, 7-4	9	19-12-0	5-7-0	McNairy (W, 1-0)	1,523	2:39
April 13	SAMFORD	W, 19-3	9	20-12-0		Hitt (W, 2-3)	1,764	3:40
April 15	AUBURN*	W, 8-7	(10)	21-12-0	6-7-0	Green (W, 3-0)	2,003	2:50
April 16	AUBURN*	L, 4-5	9	21-13-0	6-8-0	Smith (L, 0-4)	2,630	2:36
April 17	AUBURN*	W, 10-9	9	22-13-0	7-8-0	Lee (W, 5-0)	2,630	3:19
April 20	NORTH ALABAMA	W, 8-6	9	23-13-0		Lee (W, 6-0)	2,018	3:12
April 23	at Kentucky*	W, 10-1	9	24-13-0	8-8-0	Ras (W, 6-1)	1,205	2:41
April 25	at Kentucky* - 1	L, 2-5	7	24-14-0	8-9-0	Smith (L, 0-5)	---	2:11
	at Kentucky* - 2	L, 0-11	7	24-15-0	8-10-0	Freeman (L, 0-1)	1,953	2:00
April 27	at UAB*	W, 9-3	9	25-15-0		Eddington (W, 1-0)	1,010	2:42
April 30	MISSOURI*	W, 11-8	9	26-15-0	9-10-0	Freeman (W, 1-1)	1,958	3:20
May 1	MISSOURI*	W, 5-2	9	27-15-0	10-10-0	Smith (W, 1-5)	2,199	2:35
May 2	MISSOURI*	W, 3-2	9	28-15-0	11-10-0	Freeman (W, 2-1)	1,656	2:12
May 7	at #2 Vanderbilt*	L, 6-9	9	28-16-0	11-11-0	Ras (L, 6-2)	1,562	3:00
May 8	at #2 Vanderbilt*	L, 2-6	9	28-17-0	11-12-0	Smith (L, 1-6)	1,550	2:15
May 14	at LSU*	L, 1-2	9	28-18-0	11-13-0	Ras (L, 6-3)	6,946	2:54
May 15	at LSU*	W, 6-5	9	29-18-0	12-13-0	Shamblin (W, 4-2)	6,912	3:02
May 16	at LSU*	L, 5-13	9	29-19-0	12-14-0	Prielipp (L, 1-1)	6,791	2:59
May 20	#6 MISSISSIPPI STATE*	L, 2-4	9	29-20-0	12-15-0	Ras (L, 6-4)	2,032	2:35
May 21	#6 MISSISSIPPI STATE*	L, 0-7	9	29-21-0	12-16-0	Smith (L, 1-7)	2,630	2:34
May 22	#6 MISSISSIPPI STATE*	L, 3-7	9	29-22-0	12-17-0	Green (L, 3-1)	2,630	2:45
May 25	vs. #24 South Carolina^	W, 9-3	9	30-22-0		Ras (W, 7-4)	3,499	3:01
May 26	vs. #4 Tennessee^	W, 3-2	(11)	31-22-0		Lee (W, 7-0)	5,235	3:22
May 27	vs. #13 Florida^	L, 2-7	9	31-23-0		Smith (L, 1-8)	---	2:40
May 28	vs. #4 Tennessee^	L, 0-11	7	31-24-0		Green (L, 3-2)	---	2:07
June 4	vs. #16 NC State#	L, 1-8	9	31-25-0		Ras (L, 7-5)	2,500	2:17
June 5	vs. Rider#	W, 3-1	9	32-25-0		Smith (W, 2-8)	1,018	2:26
June 6	vs. #20 Louisiana Tech#	L, 8-10	9	32-26-0		McNairy (L, 1-1)	2,582	3:09

BOLD indicates home game

* = Southeastern Conference game

% = Regions Field (Birmingham, Ala.)

^ = SEC Tournament Game - Hoover Metropolitan Stadium (Hoover, Ala.)

= NCAA Ruston Regional at J.C. Love Field (Ruston, La.)

*** Stadiums were operating at a limited capacity during the 2021 season due to social distancing protocols relating to the global pandemic ***

2021 GAME HIGHS AND STREAKS

TEAM GAME HIGHS

BATTING

At bats:	47	at College of Charleston (March 7)
Runs scored:	21	at College of Charleston (March 7)
Hits:	20	at College of Charleston (March 7)
RBI:	20	at College of Charleston (March 7)
Doubles:	6	at UAB (April 27)
Triples:	2	at Kentucky (April 23)
Home runs:	4	at Arkansas (March 19) vs. Ole Miss - GM 1 (March 26)
Total bases:	30	at Arkansas (March 19)
Walks:	16	vs. Samford (April 13)
Strikeouts:	16	at Vanderbilt (May 7)
Sac hits:	2	(four times)
Sac flies:	2	(four times)
Stolen bases:	6	vs. Stetson (March 14)
Hit by pitch:	4	at College of Charleston (March 7) at Texas A&M (April 10)
Caught stealing:	1	(11 times)
Runners LOB:	14	at College of Charleston (March 7)
Hit into DP:	2	(four times)

FIELDING

Putouts:	36	vs. Stetson (March 13)
Assists:	17	vs. Rider (June 5)
Errors:	4	vs. Stetson (March 12)
DPs turned:	4	vs. Tennessee (April 4)

PITCHING

Innings pitched:	12.0	vs. Stetson (March 13)
Runs allowed:	13	at LSU (May 16)
Earned runs:	13	at LSU (May 16)
Walks allowed:	12	vs. Tennessee (April 3)
Strikeouts:	14	vs. Stetson (March 13)
Hits allowed:	16	vs. LSU (May 16)
Doubles allowed:	6	vs. South Alabama (March 9)
Triples allowed:	1	(six times)
Homers allowed:	7	at Kentucky - GM 2 (April 25)
Wild pitches:	4	vs. Ole Miss (March 27)
Hit batters:	5	vs. Ole Miss (March 27)

INDIVIDUAL GAME HIGHS

BATTING

At-bats:	6	Peyton Wilson vs. Stetson (March 13) William Hamiter vs. Stetson (March 13)
Runs scored:	4	Bryce Eblin vs. Samford (April 13)
Hits:	4	(four times)
RBI:	4	(nine times)
Doubles:	2	(five times)
Triples:	1	(seven times)
Home runs:	1	(67 times)
Total bases:	7	(four times)
Walks:	4	Bryce Eblin vs. Samford (April 13)
Strikeouts:	4	Peyton Wilson at Arkansas (March 21) Caden Rose at Texas A&M (April 10) Owen Diodati at LSU (May 14)
Sac hits:	1	(19 times)
Sac flies:	2	Sam Praytor vs. South Carolina (May 25)
Stolen bases:	2	Caden Rose vs. Stetson (March 14) Peyton Wilson vs. Ole Miss - GM 2 (March 26)
Hit by pitch:	2	Jim Jarvis vs. Wright State (Feb. 26)
Caught stealing:	1	(11 times)
Runners LOB:	7	Peyton Wilson at LSU (May 14)

FIELDING

Putouts:	15	Drew Williamson vs. Stetson (March 13) Drew Williamson vs. Rider (June 5)
Assists:	7	Peyton Wilson vs. Southern Miss (March 23) Zane Denton vs. Tennessee (April 4)
Errors:	2	(four times)

PITCHING

Innings pitched:	9.0	Dylan Smith vs. Rider (June 5)
Runs allowed:	8	Tyler Ras vs. Missouri (April 30) Tyler Ras at Vanderbilt (May 7)
Earned runs:	8	Tyler Ras vs. Missouri (April 30) Tyler Ras at Vanderbilt (May 7)
Walks allowed:	5	Connor Shamblin vs. Tennessee (April 4)
Strikeouts:	11	Dylan Smith vs. Missouri (May 1)
Hits allowed:	11	Dylan Smith at Kentucky - GM 1 (April 25) Tyler Ras vs. Missouri (April 30)
Doubles allowed:	4	Tyler Ras vs. Missouri (April 30) Dylan Smith vs. Mississippi State (May 21)
Triples allowed:	1	(six times)
HRs allowed:	4	Tyler Ras at Vanderbilt (May 7) Tyler Ras vs. NC State (June 4)
Wild pitches:	2	(seven times)
Hit batters:	3	Connor Shamblin vs. Ole Miss (March 27)

MULTI-HIT GAMES

Overall	2	3	4	5+	Tot
Zane Denton	15	6	-	-	21
Peyton Wilson	12	7	2	-	21
William Hamiter	11	5	-	-	16
Sam Praytor	9	5	-	-	14
Owen Diodati	8	2	-	-	10
Jim Jarvis	8	1	-	-	9
Drew Williamson	6	2	1	-	9
Jackson Tate	7	1	-	-	8
Andrew Pinckney	3	3	-	-	6
Caden Rose	4	1	-	-	5
T.J. Reeves	3	2	-	-	5
Bryce Eblin	3	1	-	-	4
Davis Heller	-	-	1	-	1
TEAM	89	36	4	0	129

MULTI-RBI GAMES

Overall	2	3	4	5+	Tot
Sam Praytor	11	2	2	-	15
Zane Denton	14	-	-	-	14
Owen Diodati	5	1	5	-	11
William Hamiter	9	1	-	-	10
Peyton Wilson	5	1	-	-	6
Caden Rose	2	1	1	-	4
Drew Williamson	2	2	-	-	4
Jim Jarvis	3	-	-	-	3
Jackson Tate	1	1	1	-	3
Will Patota	2	1	-	-	3
Andrew Pinckney	1	2	-	-	3
T.J. Reeves	2	-	-	-	2
Bryce Eblin	1	-	-	-	1
TEAM	58	12	9	0	79

STREAKS

Player	Hitting		Reached Base	
	Longest	Current	Longest	Current
Peyton Wilson	13	-	13	3
Sam Praytor	11	1	15	6
Jim Jarvis	9	-	18	2
Zane Denton	8	3	9	3
Owen Diodati	6	2	10	2
William Hamiter	6	-	18	3
Bryce Eblin	5	2	8	8
T.J. Reeves	5	-	6	-
Drew Williamson	4	-	10	1
Andrew Pinckney	4	1	8	1
Jackson Tate	4	3	7	7
Caden Rose	3	-	7	-
Will Patota	2	-	2	-
Johnny Hawk	1	-	2	-
Davis Heller	1	-	3	-

2021 FINAL SOUTHEASTERN CONFERENCE STANDINGS

EASTERN DIVISION									WESTERN DIVISION								
Southeastern Conference					Overall				Southeastern Conference					Overall			
Team	W	L	T	Pct	W	L	T	Pct	Team	W	L	T	Pct	W	L	T	Pct
[^] Tennessee	20	10	0	.667	50	18	0	.735	#Arkansas	22	8	0	.733	50	13	0	.794
[^] Vanderbilt	19	10	0	.655	49	18	0	.731	*Mississippi State	20	10	0	.667	50	18	0	.735
Florida	17	13	0	.567	38	22	0	.633	Ole Miss	18	12	0	.600	45	22	0	.672
South Carolina	16	14	0	.533	34	23	0	.596	LSU	13	17	0	.433	38	25	0	.603
Georgia	13	17	0	.433	31	25	0	.554	ALABAMA	12	17	0	.414	32	26	0	.552
Kentucky	12	18	0	.400	29	23	0	.558	Auburn	10	20	0	.333	25	27	0	.481
Missouri	8	22	0	.267	15	36	0	.294	Texas A&M	9	21	0	.300	29	27	0	.518

- SEC Champion and SEC Tournament Champion
% - SEC Eastern Division Champion

[^] - College World Series participant
* - NCAA Champion

2021 FINAL SOUTHEASTERN CONFERENCE TEAM STATISTICS

BATTING

Team	AVG	G	AB	R	H	2B	3B	HR	RBI	TB	SLG%	BB	HBP	SO	GDP	OB%	SF	SH	SB-ATT	PO	A	E	FLD%
Ole Miss	.288	67	2,278	478	656	109	9	85	437	1,038	.456	295	87	570	45	.385	34	3	44-65	1,759	453	57	.975
Vanderbilt	.285	67	2,291	454	653	130	21	92	432	1,101	.481	301	53	620	41	.378	17	33	92-104	1,794	510	65	.973
Auburn	.281	52	1,828	363	514	101	9	86	344	891	.487	230	34	433	33	.368	21	16	32-50	1,390	479	45	.976
Florida	.279	59	2,019	376	563	105	13	71	351	907	.449	262	47	497	32	.370	30	4	32-48	1,569	528	68	.969
Tennessee	.279	68	2,357	475	657	134	12	98	440	1,109	.471	336	79	573	30	.383	27	23	72-90	1,844	633	59	.977
Kentucky	.278	52	1,740	300	484	86	10	62	270	776	.446	176	63	457	28	.362	21	16	78-86	1,353	436	39	.979
Mississippi State	.278	68	2,316	476	644	122	13	75	437	1,017	.439	306	73	455	50	.375	31	13	74-92	1,811	515	60	.975
LSU	.273	63	2,165	414	591	95	17	93	384	999	.461	244	69	538	32	.361	25	24	52-75	1,694	593	63	.973
Georgia	.270	56	1,947	304	526	80	14	57	284	805	.413	182	55	510	34	.346	19	22	21-31	1,518	462	46	.977
Arkansas	.267	63	2,094	483	560	100	11	109	433	1,009	.482	360	70	567	17	.387	36	10	44-53	1,674	547	45	.980
Texas A&M	.260	56	1,894	342	493	80	9	66	306	789	.417	268	51	492	25	.363	27	20	66-78	1,495	517	60	.971
ALABAMA	.260	58	1,951	334	507	96	7	67	304	818	.419	224	58	482	25	.350	24	19	33-44	1,542	566	49	.977
South Carolina	.246	57	1,895	319	467	96	5	80	299	813	.429	225	72	545	25	.344	27	21	32-38	1,521	419	47	.976
Missouri	.243	51	1,698	269	412	71	6	36	236	603	.355	206	34	460	32	.334	17	13	53-69	1,312	452	48	.974

PITCHING

Team	ERA	W-L	G	CG	SHO/CBO	SV	IP	H	R	ER	BB	SO	2B	3B	HR	B/Avg	WP	HBP	BK	SFA	SHA
Vanderbilt	3.46	49-18	67	3	8/7	24	598.0	416	267	230	248	790	87	0	76	.191	53	64	6	12	13
Tennessee	3.51	50-18	68	0	3/3	18	614.2	545	291	240	170	617	81	2	74	.237	47	45	3	17	26
Arkansas	3.77	50-13	63	0	5/5	20	558.0	467	257	234	218	657	59	7	54	.226	49	49	2	13	17
South Carolina	3.80	34-23	57	1	6/5	11	507.0	422	245	214	217	624	74	11	49	.224	52	41	7	18	14
Georgia	3.91	31-25	56	0	5/5	12	506.0	421	244	220	260	570	75	5	52	.226	53	52	5	17	22
Mississippi State	4.04	50-18	68	0	8/8	18	603.2	494	304	271	266	817	77	7	72	.220	69	49	6	13	22
Florida	4.15	38-21	59	1	3/3	17	523.0	489	281	241	170	530	79	8	57	.243	49	61	2	18	18
LSU	4.53	38-25	63	2	5/5	9	564.2	546	315	284	216	568	107	12	61	.252	50	62	5	16	18
Texas A&M	4.55	29-27	56	0	6/6	10	498.1	496	296	252	220	569	68	2	56	.258	41	69	1	15	24
ALABAMA	4.78	32-26	58	1	2/2	14	514.0	520	295	273	178	497	105	6	69	.263	48	38	4	20	20
Ole Miss	4.79	45-22	67	1	5/4	20	586.1	576	354	312	221	765	113	13	82	.251	45	44	6	20	19
Kentucky	4.93	29-23	52	1	4/3	11	451.0	461	289	247	186	474	87	12	50	.264	48	84	4	26	13
Auburn	5.24	25-27	52	0	4/4	8	463.1	466	301	270	196	455	77	6	58	.261	46	47	4	21	9
Missouri	7.24	15-36	51	0	1/1	6	437.1	494	386	352	319	413	110	12	48	.286	49	53	6	28	17

FIELDING

Team	C	PO	A	E	FLD%	DP	SBA	CSB	SBA%	PB	CI
Arkansas	2,266	1,674	547	45	.980	49	33	18	.647	2	1
Kentucky	1,828	1,353	436	39	.979	31	32	10	.762	5	1
Georgia	2,026	1,518	462	46	.977	35	24	19	.558	16	0
ALABAMA	2,157	1,542	566	49	.977	47	37	15	.712	2	1
Tennessee	2,536	1,844	633	59	.977	42	81	15	.844	7	1
Auburn	1,914	1,390	479	45	.976	53	39	12	.765	9	0
South Carolina	1,987	1,521	419	47	.976	33	51	24	.680	7	0
Ole Miss	2,269	1,759	453	57	.975	27	46	17	.730	8	1
Mississippi State	2,386	1,811	515	60	.975	45	37	19	.661	5	0
Missouri	1,812	1,312	452	48	.974	31	58	10	.853	20	2
LSU	2,350	1,694	593	63	.973	45	45	18	.714	7	2
Vanderbilt	2,369	1,794	510	65	.973	39	38	19	.667	9	2
Texas A&M	2,072	1,495	517	60	.971	35	41	30	.577	9	0
Florida	2,165	1,569	528	68	.969	39	54	8	.871	15	0

2021 SEC STATISTICAL LEADERS

BATTING LEADERS

Batting Average

1.	Tanner Allen, MSU	.383
2.	Ryan Bliss, AU	.365
3.	Dylan Crews, LSU	.362
4.	Tre' Morgan, LSU	.357
5.	Jacob Gonzalez, UM	.355
6.	Coltyn Kessler, UK	.349
7.	Dominic Keegan, VU	.345
8.	Connor Tate, UGA	.344
9.	Will Frizzell, A&M	.343
10.	Kevin Graham, UM	.342

Slugging Percentage

1.	Will Frizzell, A&M	.686
2.	Wes Clarke, SC	.663
3.	Dylan Crews, LSU	.663
4.	Ryan Bliss, AU	.654
5.	Gavin Dugas, LSU	.641
6.	Dominic Keegan, VU	.638
7.	Tanner Allen, MSU	.621
8.	T.J. Collett, UK	.607
9.	Tyler Miller, AU	.601
10.	Isaiah Thomas, VU	.583

On-Base Percentage

1.	Liam Spence, UT	.472
2.	Tanner Allen, MSU	.456
3.	Dylan Crews, LSU	.453
4.	Enrique Bradfield Jr., VU	.451
5.	Will Frizzell, A&M	.451
6.	Jacob Gonzalez, UM	.443
7.	Tre' Morgan, LSU	.441
8.	Coltyn Kessler, UK	.439
9.	Nathan Hickey, UF	.436
10.	Wes Clarke, SC	.428

Runs Scored

1.	Rowdey Jordan, MSU	74
2.	Jacob Gonzalez, UM	73
3.	Tanner Allen, MSU	72
4.	Tre' Morgan, LSU	64
	Dylan Crews, LSU	
6.	Liam Spence, UT	63
7.	Enrique Bradfield Jr., VU	60
8.	Robert Moore, ARK	59
9.	Kevin Graham, UM	58
10.	Four tied	56

Hits

1.	Tanner Allen, MSU	100
2.	Jacob Gonzalez, UM	93
3.	Jake Rucker, UT	90
4.	Kevin Graham, UM	89
	Tre' Morgan, LSU	
7.	Rowdey Jordan, MSU	87
8.	Liam Spence, UT	82
	Enrique Bradfield Jr., VU	
10.	Dominic Keegan, VU	80

Runs Batted In

1.	Gavin Dugas, LSU	66
	Tanner Allen, MSU	
3.	Jordan Beck, UT	64
4.	Brady Slavens, ARK	63
	Luke Hancock, MSU	
6.	Drew Gilbert, UT	62
7.	Tyler Miller, AU	61
	Kamren James, MSU	
9.	Dominic Keegan, VU	57
10.	Kevin Graham, UM	56

Doubles

1.	Rowdey Jordan, MSU	22
2.	Jake Rucker, UT	21
3.	Tanner Allen, MSU	19
4.	Dominic Keegan, VU	17
5.	Jordan Beck, UT	16
	Jacob Young, UF	
	Jacob Gonzalez, UM	
	Dylan Crews, LSU	
	Tre' Morgan, LSU	
10.	Eight tied	15

Triples

1.	Tanner Allen, MSU	5
	Carter Young, VU	
	Isaiah Thomas, VU	
4.	Rowdey Jordan, MSU	4
	Tre' Morgan, LSU	
	Enrique Bradfield Jr., VU	
7.	10 tied	3

Home Runs

1.	Wes Clarke, SC	23
2.	Jud Fabian, UF	20
3.	Will Frizzell, A&M	19
	Gavin Dugas, LSU	
5.	Dylan Crews, LSU	18
6.	Robert Moore, ARK	16
	Tyler Miller, AU	
	Tim Elko, UM	
	Carter Young, VU	
	T.J. Collett, UK	

Total Bases

1.	Dylan Crews, LSU	163
2.	Tanner Allen, MSU	162
3.	Dominic Keegan, VU	148
4.	Rowdey Jordan, MSU	147
	Jacob Gonzalez, UM	
6.	Kevin Graham, UM	146
7.	Jake Rucker, UT	142
8.	Gavin Dugas, LSU	141
9.	Will Frizzell, A&M	140
10.	Ryan Bliss, AU	138

Walks

1.	Liam Spence, UT	54
2.	Wes Clarke, SC	50
3.	Luke Hancock, MSU	47
	Max Ferguson, UT	
5.	Enrique Bradfield Jr., VU	45
6.	Christian Franklin, ARK	44
7.	Nathan Hickey, UF	42
8.	Robert Moore, ARK	41
9.	Jud Fabian, UF	40
10.	Three tied	39

Hit By Pitch

1.	Justin Bench, UM	29
2.	John Rhodes, UK	18
	Gavin Dugas, LSU	
4.	Rowdey Jordan, MSU	17
5.	Tanner Allen, MSU	16
6.	Drew Gilbert, UT	14
	Tre' Morgan, LSU	
	Colin Burgess, SC	
9.	Andrew Eyster, SC	13
10.	Christian Franklin, ARK	12

Stolen Bases

1.	Enrique Bradfield Jr., VU	47
2.	Austin Schultz, UK	22
3.	Kamren James, MSU	20
4.	Ray Alejo, A&M	18
5.	Max Ferguson, UT	15
	Tre' Morgan, LSU	
7.	Justin Bench, UM	14
8.	Cam Hill, UK	13
	Jacob Young, UF	
10.	Four tied	12

PITCHING LEADERS

Earned Run Average

1.	Kevin Kopps, ARK	0.90
2.	Patrick Wicklander, ARK	2.09
3.	Jack Leiter, VU	2.13
4.	Doug Nihazy, UM	2.45
5.	Landon Marceaux, LSU	2.54
6.	Kumar Rocker, VU	2.73
7.	Will Bednar, MSU	3.12
8.	Ryan Webb, UGA	3.32
9.	Sean Hunley, UT	3.36
10.	Chandler Jozwiak, A&M	3.48

Opposing Batting Average

1.	Jack Leiter, VU	.129
2.	Kevin Kopps, ARK	.162
3.	Kumar Rocker, VU	.170
4.	Doug Nihazy, UM	.186
5.	Ryan Webb, UGA	.198
6.	Brannon Jordan, SC	.204
7.	Jack Leftwich, UF	.205
8.	Will Bednar, MSU	.214
9.	Patrick Wicklander, ARK	.226
10.	Bryce Miller, A&M	.227

Innings Pitched

1.	Kumar Rocker, VU	122.0
2.	Jack Leiter, VU	110.0
3.	Chad Dallas, UT	103.0
4.	Landon Marceaux, LSU	102.2
5.	Blade Tidwell, UT	98.2
6.	Dylan Smith, UA	98.1
7.	Will Bednar, MSU	92.1
8.	Doug Nihazy, UM	92.0
9.	Tommy Mace, UF	90.1
10.	Kevin Kopps, ARK	89.2

Strikeouts

1.	Jack Leiter, VU	179
	Kumar Rocker, VU	
3.	Doug Nihazy, UM	142
4.	Will Bednar, MSU	139
5.	Kevin Kopps, ARK	131
6.	Chad Dallas, UT	122
7.	Landon Marceaux, LSU	116
8.	Dylan Smith, UA	113
	Tommy Mace, UF	
	Christian MacLeod, MSU	

Wins

1.	Kumar Rocker, VU	14
2.	Kevin Kopps, ARK	12
	Doug Nihazy, UM	
4.	Chad Dallas, UT	11
	Jack Leiter, VU	
6.	Hunter Barco, UF	10
	Blade Tidwell, UT	
8.	Will Bednar, MSU	9
9.	Ryan Costeiu, ARK	8
10.	Seven tied	7

Saves

1.	Taylor Broadway, UM	16
2.	Landon Sims, MSU	13
3.	Kevin Kopps, ARK	11
4.	Luke Murphy, VU	9
	Sean Hunley, UT	
	Nick Maldonado, VU	
7.	Chandler Jozwiak, A&M	8
8.	Chase Lee, UA	7
9.	Sean Harney, UK	6
10.	Three tied	5

Appearances

1.	Sean Hunley, UT	35
2.	Kevin Kopps, ARK	33
3.	Taylor Broadway, UM	30
4.	Chandler Jozwiak, A&M	28
	Nick Maldonado, VU	
	Redmond Walsh, UT	
7.	Luke Murphy, VU	27
	Caden Monke, ARK	
9.	Devin Fontenot, LSU	26
	Ryan Costeiu, ARK	
	Kirby Connell, UT	
	Christian Scott, UF	

FIELDING LEADERS

Fielding Percentage

1.	14 tied	1.000
----	---------	-------

Putouts

1.	Logan Tanner, MSU	700
2.	Hayden Dunhurst, UM	640
3.	CJ Rodriguez, VU	579
4.	Casey Opitz, ARK	543
5.	Tre' Morgan, LSU	520
6.	Luc Lipcius, UT	493
7.	Colin Burgess, SC	478
8.	Sam Praytor, UA	440
9.	Mikey Hoehner, A&M	409
10.	Dominic Keegan, VU	396

Assists

1.	Max Ferguson, UT	169
2.	Jalen Battles, ARK	160
3.	Peyton Wilson, UA	158
4.	Jim Jarvis, UA	151
5.	Robert Moore, ARK	136
	Jacob Gonzalez, UM	
7.	Jordan Thompson, LSU	133
8.	Carter Young, VU	130
9.	Ryan Bliss, AU	128
10.	Brody Moore, AU	127

Fielding Double Plays

1.	Tyler Miller, AU	42
2.	Brody Moore, AU	41
	Tre' Morgan, LSU	
4.	Robert Moore, ARK	36
5.	Luc Lipcius, UT	35
6.	Brady Slavens, ARK	34
	Jalen Battles, ARK	
8.	Drew Williamson, UA	33
9.	Peyton Wilson, UA	32
10.	Dominic Keegan, VU	30

2021 ALL-SEC TEAM

(selected by the conference coaches)

PLAYER OF THE YEAR:

Tanner Allen, Mississippi State

PITCHER OF THE YEAR:

Kevin Kopps, Arkansas

FRESHMAN OF THE YEAR:

Enrique Bradfield Jr., Vanderbilt

SCHOLAR-ATHLETE:

Tim Elko, Ole Miss

COACH OF THE YEAR:

Dave Van Horn, Arkansas

FIRST TEAM

C - Sam Praytor, Alabama

1B - Will Frizzell, Texas A&M

2B - Robert Moore, Arkansas

3B - Jake Rucker, Tennessee

SS - Liam Spence, Tennessee

OF - Tanner Allen, Mississippi State

OF - Enrique Bradfield Jr., Vanderbilt

OF - Jud Fabian, Florida

DH/UT - Matt Goodheart, Arkansas

SP - Kumar Rocker, Vanderbilt

SP - Doug Nihazy, Ole Miss*

SP - Jack Leiter, Vanderbilt*

RP - Kevin Kopps, Arkansas

SECOND TEAM

C - Hayden Dunhurst, Ole Miss

1B - Tre' Morgan, LSU

2B - Peyton Wilson, Alabama

3B - Justin Bench, Ole Miss

SS - Ryan Bliss, Auburn

OF - Dylan Crews, LSU

OF - Christian Franklin, Arkansas

OF - Rowdey Jordan, Mississippi State

DH/UT - Wes Clarke, South Carolina

SP - Landon Marceaux, LSU

SP - Patrick Wicklander, Arkansas

RP - Landon Sims, Mississippi State

ALL-FRESHMAN TEAM

Tre' Morgan, LSU

Enrique Bradfield Jr., Vanderbilt

Dylan Crews, LSU

Cayden Wallace, Arkansas

Jacob Gonzalez, Ole Miss

TJ McCants, Ole Miss

Blade Tidwell, Tennessee

Will Sanders, South Carolina

Jordan Thompson, LSU

Jaden Woods, Georgia

Corey Collins, Georgia

Jack Bulger, Vanderbilt*

Sterlin Thompson, Florida*

NEWCOMER ALL-SEC TEAM

Jack Leiter, Vanderbilt

Robert Moore, Arkansas

Landon Sims, Mississippi State

Hayden Dunhurst, Ole Miss

Zane Denton, Alabama

Will Bednar, Mississippi State

Hunter Barco, Florida

Peyton Wilson, Alabama

Logan Tanner, Mississippi State

Carter Young, Vanderbilt

Nathan Hickey, Florida

Peyton Pallette, Arkansas

ALL-DEFENSIVE TEAM

C - Hayden Dunhurst, Ole Miss

1B - Tre' Morgan, LSU

2B - Robert Moore, Arkansas

3B - Zane Denton, Alabama

SS - Ryan Bliss, Auburn*

SS - Liam Spence, Tennessee*

OF - Enrique Bradfield Jr., Vanderbilt

OF - Christian Franklin, Arkansas

OF - Jud Fabian, Florida

P - Tyler Ras, Alabama*

P - Kevin Kopps, Arkansas*

2021 SEC BASEBALL TOURNAMENT

Most Valuable Player: Jalen Battles, Arkansas

* - Tie (ties are not broken)

MISCELLANEOUS RECORDS

ALABAMA PERFECT GAMES

Al Drumheller, John Collins and Brett Sullenberger
(6 innings) at South Florida, (March 31, 1993)

OPPONENT PERFECT GAMES

Bruce Baudier, LSU vs. Alabama (May 5, 1967)

ALABAMA NO-HITTERS

1. Melford Pratt vs. Mercer, May 2, 1913
2. Merritt Wilke at Tennessee, May 3, 1917
3. Eddie Owcarr at Ole Miss April 24, 1942
4. *Grady Elmore at Southern Miss, March 20, 1965
5. *Vince Barrantine at Auburn, March 22, 1981
6. *Gordie Hershiser, Paul Mirocke and Greg Hibbard vs. Jackson State, February 27, 1985
7. **Al Drumheller, John Collins and Brett Sullenberger vs. South Florida, March 31, 1993
8. Justin Kamplain, Geoffrey Bramblett and Jay Shaw vs. Mississippi Valley State, March 8, 2014

OPPONENT NO-HITTERS

1. *Robert Earl Siedell, Ole Miss (April 28, 1962)
2. *Bruce Baudier, LSU vs. Alabama (May 5, 1967)

* - Denotes 7-inning game

** - Denotes 6-inning game

^ - Denotes a perfect game

HOMERED IN FIRST AT-BAT

1. Bill Oakley vs. LSU, March 18, 1979
2. Craig Shipley vs. South Alabama, Feb. 28, 1982
3. Brett Taft vs. South Alabama, Feb. 23, 1993
4. Jeremy Brown vs. Houston, Feb. 12, 1999
5. Aaron Clark vs. BYU, Feb. 10, 2000
6. Chandler Taylor vs. Maryland, Feb. 19, 2016

MOST CONSECUTIVE GAMES WITHOUT BEING SHUT OUT

1. 273 (1996-2000)
2. 199 (1930-1941)
3. 173 (2008-2011)
4. 125 (1980-1982)
5. 109 (1922-1926)

MOST DOUBLE PLAYS

1. 81 (1997)
2. 80 (2013)
3. 69 (1998)
4. 67 (2000)
5. 63 (1996)
6. 61 (1995)
7. 61 (1990)
8. 61 (2009)
9. 61 (1986)
10. 58 (2014)

MOST RUNS SCORED

Rk	Runs	Game	Year
1.	38	Birmingham Athletics, 38-2	1894
2.	36	Howard, 36-2	1894
3.	35	Georgia Southern, 35-11	1984
4.	30	UAB, 30-4	1999
		Ole Miss, 30-6	1902
6.	29	Mississippi State, 29-10	1943
7.	28	LSU, 28-2	1997
		LSU, 28-5	1932
9.	27	Niagara, 27-0	1999
		Kansas State, 27-5	1999
		Central Foundry, 27-6	1947
		Samford, 27-3	1960

MOST RUNS ALLOWED

Rk	Runs	Game	Year
1.	27	Florida, 27-3	1989
		Vanderbilt, 27-8	1988
3.	24	Birmingham Barons, 24-5	1950
4.	23	Birmingham Barons, 23-5	1950
5.	21	Tennessee, 21-9	2000
		Tennessee, 21-9	1999
		Auburn, 21-8	1989
8.	20	Auburn, 20-5	2018
		South Carolina, 20-15	2010
		Georgia Southern, 20-11	1980
		Birmingham Barons, 20-8	1925

LARGEST MARGIN OF VICTORY

Rk	Runs	Game	Year
1.	36	Birmingham Athletics, 38-2	1894
2.	34	Howard, 36-2	1894
3.	27	Niagara, 27-0	1999
4.	26	UAB, 30-4	1999
		LSU, 28-2	1997
6.	24	Illinois-Chicago, 25-1	2010
		Georgia Southern, 35-11	1984
		Samford, 27-3	1960
		Ole Miss, 30-6	1902
10.	23	LSU, 28-5	1932

LARGEST MARGIN OF DEFEAT

Rk	Runs	Game	Year
1.	24	Florida, 27-3	1989
2.	19	Vanderbilt, 27-8	1988
		Birmingham Barons, 23-4	1950
4.	18	Birmingham Barons, 23-5	1950
5.	17	Vanderbilt, 18-1	2017
		Georgia, 17-0	1908
		Georgia, 19-2	1906
8.	16	Philadelphia A's, 16-0	1910
9.	15	Auburn, 20-5	2018
		Vanderbilt, 16-1 (7)	2015
		East Carolina, 16-1	2008
		Mississippi State, 15-0	1982
13.	14	Auburn	2018
		Oklahoma, 16-4	2018
		Miami, 15-1	1996
		Miami, 14-0	1986
		Ohio State, 15-1	1977
		Mississippi State, 19-5	1963

ALABAMA TRIPLE CROWN WINNERS

Year	Player, Pos.	AVG-HR-RBI
1946	Herb Chapman, OF	.368-3-29
1947	Herb Chapman, OF	.322-3-17
1950	Ed White, OF	.447-7-17
1955	Bobby Hunt, OF	.439-3-32
1959	Ken Chapman, OF	.469-3-16
1966	Joe McCorquodale, 1B	.355-3-14
1968	Stan Moss, 3B	.342-7-26
1977	Jeff Tillman, DH	.336-7-37
1985	Doug Duke, C	.388-22-67
1987	Deron White, OF	.347-11-47
1988	Jason Bridges, OF	.351-12-43
1989	Cary Williams, OF	.367-16-61
1990	Joe Vitiello, 1B/DH	.364-16-53
1991	Joe Vitiello, 1B/DH	.395-11-67
1993	Al Drumheller, DH	.323-8-38

ALL-TIME ATTENDANCE RECORDS

Home Game

6,821	Mississippi State	April 1, 2006
6,644	Mississippi State (Game 2)	April 30, 2016
6,621	LSU	March 29, 2003
6,590	LSU	March 28, 2003
6,459	Auburn	April 26, 2008
6,449	Maryland	Feb. 20, 2016
6,385	Ole Miss	April 16, 2016
6,354	Ole Miss	April 17, 2016
6,324	Auburn	May 8, 2016
6,196	Auburn	May 7, 2016

HOME THREE-GAME SERIES

19,224	LSU	March 28-30, 2003
18,689	Ole Miss	April 15-17, 2016
18,511	Auburn	May 6-8, 2016
18,412	Auburn	April 26-28, 2002
18,131	LSU	April 27-29, 2001
18,026	Mississippi State	March 31-April 2, 2006
17,500	South Carolina	March 30-April 1, 2001

NCAA STATISTICAL LEADERS

Alabama has won one team and five individual NCAA statistical categories in its history. Below is the list of team and individual NCAA season leaders.

HIGHEST SLUGGING PERCENTAGE

.621 by Alabama, 1997 (1,571 Total Bases)

MOST HOME RUNS

28 by Kent Matthes (2009)

MOST RUNS SCORED (PER GAME)

1.63 by Bret Elbin (1983, 54 Games, 88 Runs)

MOST STRIKEOUTS (PER 9 INNINGS)

11.5 by Bobby Sprowl (1977, 92 IP/115 K)
12.6 by Alan Dunn (1981, 44 IP/62 K)

MOST SAVES

14 by Ben Short (1991)

NCAA RECORD HOLDERS

The 1997 Crimson Tide baseball team is the only team in NCAA history to have four players with 20 or more home runs in a single-season. The Crimson Tide currently holds two NCAA records, listed below.

MOST PLAYERS WITH 20 OR MORE HOME RUNS

4 - by Alabama (1997)
Dustan Mohr (25), Roberto Vaz (22),
G.W. Keller (21) and Robbie Tucker (20)

MOST GRAND SLAMS (SEASON)

6 - by Mike Pitisci (1984)

MISCELLANEOUS RECORDS

GRAND SLAMS (SINCE 1983)

1983	David Magadan vs. Columbus	May 4
	Allan Stallings at Auburn	May 8
1984	Kyle Bryan at Georgia Southern	March 28
	Frank Velleggia vs. Memphis	April 4
	Mike Pitisci vs. Auburn	April 23
	Frank Velleggia at Memphis	May 25
	Ted McClendon vs. Mississippi State	May 7
	Mike Pitisci vs. Alabama Christian	Feb. 28
	Mike Pitisci at Southern Miss	March 7
	Allan Stallings at New Orleans	March 14
	Mike Pitisci at New Orleans	March 15
	Mike Pitisci vs. Clemson	March 21
	Mike Pitisci vs. Florida State	March 23
1985	Tim Sims at Jackson State	March 12
	Ted McClendon at Jackson State	March 13
1986	Mike Wiggins vs. Western Kentucky	Feb. 21
	Kurt Prewitt vs. Ferris State	March 4
	Mike Twardoski vs. LSU	March 22
	Doug Duke vs. Ole Miss	April 27
	Doug Duke vs. Auburn	May 6
	Doug Duke vs. South Carolina	May 25
1988	Hunter Plott at Vanderbilt	April 17
	Tim Butt vs. Auburn	April 24
1989	Mick Kerns vs. Tennessee	March 11
	Cary Williams vs. Samford	April 17
	Phillip Doyle vs. Mississippi State	May 12
1990	Matt Allen vs. Auburn	April 24
1991	Matt Allen vs. Illinois State	March 3
	*Mick Kerns vs. Murray State	April 10
1992	Juan DeBrand vs. Alcorn State	Feb. 18
	Brad Oliver vs. Middle Tennessee	March 15
	Juan DeBrand vs. Middle Tennessee	March 15
1993	Brett Taft at Vanderbilt	April 3
1994	Kevin Nichols vs. Alcorn State	April 5
	Anthony Box vs. Samford	May 3
1996	Rusty Loflin vs. UNC Greensboro	March 3
	Joe Caruso vs. South Alabama	May 24
	Brett Taft vs. Clemson	June 4
1997	Dustan Mohr vs. Michigan	Feb. 21
	Roberto Vaz vs. Middle Tennessee	Feb. 25
	Joe Caruso vs. Georgia	March 7
	Robbie Tucker at Florida	March 15
	Roberto Vaz at Auburn	April 12
	Andy Phillips vs. West Alabama	April 23
	Roberto Vaz vs. LSU	May 9
1998	G.W. Keller vs. Nicholls State	Feb. 18
	Andy Phillips vs. Louisiana Tech	Feb. 23
	Matt Frick vs. Ole Miss	April 24
1999	Jayson Cox vs. Niagara	March 5
	G.W. Keller at Tennessee	March 12
	Andy Phillips vs. Kansas State	March 23
	Jeremy Brown vs. Vanderbilt	May 9
2000	Brent Boyd vs. BYU	Feb. 10
	Rock Mills vs. Central Florida	Feb. 26
	Ben King vs. Nevada	May 26
	Scott McClanahan at Stanford	May 27
	Jeremy Brown at Stanford	May 28
2001	Beau Heard vs. Miami (Ohio)	Feb. 18
	Brent Boyd vs. Austin Peay	Feb. 28
	Beau Heard vs. Vanderbilt	March 10
	Aaron Clark vs. Kentucky	March 18
2002	Jeremy Brown at South Carolina	March 29
	Brent Boyd vs. Ole Miss	April 20
	Grant Redding vs. Mississippi State	May 12
	Travis Garner vs. Florida	May 25
2003	Beau Heard vs. SE Missouri	Feb. 23
	Beau Heard vs. Massachusetts	March 9
	Zac Welch vs. South Alabama	April 16
	Beau Heard vs. UAB	April 23
2004	Mark Haske vs. South Carolina	April 24
2005	Evan Bush vs. McNeese State	March 6
	Allen Rice vs. Ole Miss	April 10
	Evan Bush vs. Georgia	April 29
2006	Kody Valverde vs. Jacksonville State	June 2
2007	Jake Smith vs. McNeese State	March 3
	Alex Avila vs. Mississippi State	May 17

2008	Ross Wilson vs. Youngstown State	March 7
	Del Howell vs. Mississippi State	April 19
	Alex Avila vs. Georgia	May 16
	Alex Kubal vs. Kentucky	May 23
2009	Clay Jones vs. Texas Pan American	March 6
	Brandon May vs. Georgia	March 14
	Brandon May vs. Tennessee	April 3
	Jake Smith vs. Troy	April 7
	Kent Matthes vs. Troy	April 7
	Jake Smith vs. Kentucky	April 24
	Alex Kubal vs. Mississippi State	May 2
2010	Josh Rutledge vs. Illinois-Chicago	Feb. 26
	Brett Booth vs. Illinois-Chicago	Feb. 27
	Jake Smith vs. Mississippi State	April 25
2011	Austen Smith vs. Alabama State	Feb. 22
	Austen Smith vs. LSU	May 8
2012	Kenny Roberts vs. Auburn	April 6
2013	Kenny Roberts at Vanderbilt	May 16
2014	Casey Hughston vs. Troy	March 25
	Ben Moore vs. Jackson State	April 15
2015	Casey Hughston vs. Savannah State	Feb. 24
2016	Will Haynie at Arkansas	May 14
2017	Cody Henry vs. Alcorn State	April 18
	Chandler Avant vs. Alcorn State	April 18
	Hunter Alexander vs. Grambling	May 10
	John Trousdale vs. Grambling	May 10
2018	Chandler Avant vs. Georgia	March 17
	Hunter Alexander vs. Kentucky	March 31
	Chandler Taylor vs. Mississippi State	May 4
2019	Tyler Gentry vs. South Carolina (GM 1)	April 5
2021	Owen Diodati vs. McNeese	Feb. 21
	Owen Diodati at Col. of Charleston	March 7
	Owen Diodati vs. South Alabama	March 9

* - Inside-the-park grand slam

ALABAMA AS NO. 1 RANKED TEAM

Alabama has compiled a 13-5 (.722) overall record as the nation's No. 1-ranked team. The Crimson Tide earned its first No. 1 ranking as the top seed in the 1996 College World Series. Alabama also was the No. 1 team and top seed at the 1997 CWS to become the first team in CWS history to be the top seed in back-to-back seasons.

RESULTS WHEN RANKED NO. 1

Alabama 7, Oklahoma State 5	May 31, 1996
Miami 15, Alabama 1	June 2, 1996
Clemson 14, Alabama 13	June 4, 1996
Alabama 16, Mississippi State 3	May 15, 1997
Alabama 13, Florida 6	May 16, 1997
LSU 12, Alabama 7	May 17, 1997
Alabama 6, Florida 3	May 17, 1997
Alabama 12, LSU 2	May 18, 1997
Alabama 8, Troy State 5	May 22, 1997
Alabama 6, Wichita State 2	May 23, 1997
Alabama 6, NC State 3	May 24, 1997
Alabama 9, Southern Cal 8 (10)	May 25, 1997
Alabama 3, Mississippi State 2	May 31, 1997
Miami 6, Alabama 1	June 2, 1997
Alabama 9, Mississippi State 5	June 3, 1997
Alabama 8, Miami 6	June 5, 1997
Alabama 8, Miami 2	June 6, 1997
LSU 13, Alabama 6	June 7, 1997

ALABAMA VS. NO. 1 RANKED TEAMS

The Crimson Tide has played 40 games against the nation's top-ranked team, going 18-22 (.450) in those games. Despite the overall record, Alabama is 7-4 in three-game weekend series against the nation's top-ranked team.

RESULTS AGAINST NO. 1

Texas 6, Alabama 4	June 9, 1983
Texas 4, Alabama 3	June 11, 1983
Miami 14, Alabama 10	May 3, 1985
Alabama 12, Miami 6	May 4, 1985
Alabama 11, Miami 7	May 5, 1985
Alabama 15, Mississippi State 8	May 6, 1989
Mississippi State 4, Alabama 3 (8)	May 6, 1989
Alabama 5, Mississippi State 4 (15)	May 7, 1989
Alabama 10, Auburn 5	May 12, 1995
Auburn 3, Alabama 1	May 13, 1995
Alabama 7, Auburn 4	May 14, 1995
Alabama 6, LSU 2	May 9, 1997
Alabama 28, LSU 2	May 10, 1997
LSU 6, Alabama 4	May 11, 1997
Miami 8, Alabama 1	June 13, 1999
Alabama 6, Rice 5	June 15, 1999
Miami 5, Alabama 2	June 16, 1999
Tulane 10, Alabama 4	June 4, 2005
Tulane 7, Alabama 4	June 6, 2005
Alabama 5, Mississippi State 3	March 31, 2006
Alabama 4, Mississippi State 3	April 1, 2006
Mississippi State 4, Alabama 2 (11)	April 2, 2006
South Carolina 7, Alabama 6 (11)	April 7, 2006
Alabama 8, South Carolina 6	April 9, 2006
Alabama 6, South Carolina 1	April 9, 2006
Vanderbilt 3, Alabama 0	April 6, 2007
Vanderbilt 4, Alabama 2	April 7, 2007
Alabama 5, Vanderbilt 3	April 8, 2007
Alabama 9, Georgia 5	March 14, 2009
Alabama 11, Georgia 5	March 14, 2009
Georgia 8, Alabama 6	March 15, 2009
Vanderbilt 11, Alabama 3	April 9, 2011
Vanderbilt 7, Alabama 0	April 10, 2011
Vanderbilt 11, Alabama 6	April 11, 2011
Vanderbilt 6, Alabama 7	May 16, 2013
Alabama 5, Vanderbilt 4	May 17, 2013
Vanderbilt 14, Alabama 11	May 18, 2013
Alabama 16, Arkansas 1	March 19, 2021
Arkansas 9, Alabama 1	March 20, 2021
Arkansas 3, Alabama 1	March 21, 2021

ALABAMA IN THE POLLS

(final rankings since 1959)

BASEBALL AMERICA

1981	17th
1983	2nd
1986	25th
1991	24th
1995	14th
1996	4th
1997	2nd
1998	12th
1999	4th
2000	24th
2002	13th
2005	20th
2006	10th
2010	16th

COLLEGIATE BASEBALL

1968	21st
1983	2nd
1986	21st
1991	25th
1995	14th
1996	5th
1997	2nd
1998	16th
1999	4th
2000	27th
2002	16th
2005	20th
2006	9th
2010	16th
2020*	18th

NCBWA

2002	16th
2003	34th
2005	20th
2006	9th
2010	18th
2014	29th
2020*	21st

USA TODAY/ ESPN COACHES

1995	15th
1996	6th
1997	2nd
1998	9th
1999	4th
2000	22nd
2002	12th
2005	24th
2006	9th
2010	18th
2020*	21st

* - season was shortened due to the coronavirus pandemic

BY CLASS / POSITION - SINGLE-SEASON RECORDS

ALABAMA SINGLE-SEASON RECORDS BY POSITION

Pos.	Player	Avg.
C	Doug Duke (1985)	.388
1B	David Magadan (1983)	.525
2B	Peter Stonard (2002)	.411
SS	Andy Phillips (1999)	.398
3B	Herb Kosten (1956)	.393
OF	Ken Chapman (1959)	.469

Pos.	Player	Runs
C	Jeremy Brown (2001)	47
1B	Jeremy Brown (1999)	77
2B	Joe Caruso (1997)	76
SS	Andy Phillips (1998)	71
3B	Bret Elbin (1983)	88
OF	Roberto Vaz (1997)	87

Pos.	Player	Hits
C	Dax Norris (1996)	105
1B	David Magadan (1983)	114
2B	Joe Caruso (1997)	102
SS	Josh Rutledge (2010)	107
3B	Andy Phillips (1997)	102
OF	G.W. Keller (1999)	107

Pos.	Player	Doubles
C	Dax Norris (1996)	21
1B	David Magadan (1983)	31
2B	Peter Stonard (2002)	22
SS	Adam Pavkovich (2003)	27
3B	Andy Phillips (1999)	25
OF	Dustan Mohr (1997)	21

Pos.	Player	Triples
C	Rich Potter (1973)	5
1B	Drew Williamson (2020)	1
2B	Joe Caruso (1997)	5
	Kyle Walck (1991)	5
	Frank Menechino (1992)	5
SS	Mikey White (2015)	6
3B	Andy Phillips (1999)	6
OF	Roberto Vaz (1997)	9

Pos.	Player	Home Runs
C	Doug Duke (1986)	27
1B	Aaron Clark (2001)	20
	Mike Pittisci (1984)	20
	Robbie Tucker (1997)	20
2B	Sam Bozanich (2000)	18
SS	Andy Phillips (1999)	22
3B	Jake Smith (2009)	18
OF	Kent Matthes (2009)	28

Pos.	Player	RBI
C	Doug Duke (1986)	82
1B	David Magadan (1983)	95
2B	Sam Bozanich (2000)	83
SS	Josh Rutledge (2010)	69
3B	Andy Phillips (1997)	65
OF	Beau Hearod (2003)	82

ALABAMA SINGLE-SEASON HITTING RECORDS BY CLASS

Freshman

Average	.389 (77-188) – David Magadan (1981)
Home Runs	15 – Ross Wilson (2008)
	Jeremy Brown (1999)
RBI	69 – Jeremy Brown (1999)

Sophomore

Average	.411 (97-236) – Peter Stonard (2002)
Home Runs	22 – Doug Duke (1985)
RBI	68 – G.W. Keller (1997)

Junior

Average	.525 (114-217) – David Magadan (1983)
Home Runs	27 – Doug Duke (1986)
RBI	95 – David Magadan (1983)

Senior

Average	.399 (97-243) – Mike Twardoski (1986)
Home Runs	28 – Kent Matthes (2009)
RBI	82 – Beau Hearod (2003)

ALABAMA SINGLE-SEASON PITCHING RECORDS BY CLASS

Freshman

Innings	117.1 – Tommy Hunter (2006)
Wins	10 – Tommy Hunter (2006)
Strikeouts	105 – David Robertson (2005)
Saves	12 – Ray Castillo (2013)

Sophomore

Innings	122.2 – Brent Carter (2003)
Wins	10 – Brent Carter (2003)
	Jonathan Blankenship (1999)
	Pete Fisher (1997)
Strikeouts	108 – Wade LeBlanc (2005)

Junior

Innings	129.1 – Wade LeBlanc (2006)
Wins	13 – Heath Henderson (1997)
Strikeouts	128 – Wade LeBlanc (2006)

Senior

Innings	129.0 – Lance Cormier (2002)
Wins	11 – Tim Young (1996)
	Dean Hayes (1983)
Strikeouts	104 – Manny Torres (1999)
	Joel Colgrove (1996)

TEAM RECORDS

TEAM BATTING RECORDS

At-Bats

Inning	14 at Samford, April 9, 2019 vs. LSU, May 10, 1997
Game	64 vs. Georgia Southern, March 23, 1984
Season	2,527 (1997)

Runs Scored

Inning	14 vs. Louisiana Tech, Feb. 25, 1998
Game	35 vs. Georgia Southern, March 23, 1984
Season	679 (1997)

Hits

Inning	11 at Samford, April 9, 2019
Game	35 vs. Georgia Southern, March 23, 1984
Season	860 (1997)

Consecutive Hits

Game	9 at Samford, April 9, 2019
------	-----------------------------

Singles

Game	19 vs. Illinois-Chicago, Feb. 27, 2010
------	--

Doubles

Inning	5 vs. Arkansas, April 26, 2003 (7th Inning)
Game	9 vs. Kansas State, March 23, 1999 vs. Richmond, May 27, 1995 (NCAA) vs. Auburn, March 29, 1988
Season	163 (1997)

Triples

Inning	3 vs. Miami, May 4, 1985
Game	5 vs. Samford, March 22, 1960
Season	34 (1997)

Home Runs

Inning	5 at Samford, April 9, 2019
Game	13 vs. UAB, April 14, 1999
Season	160 (1997)

Grand Slams

Game	2 vs. Grambling, May 10, 2017 vs. Alcorn State, April 18, 2017 vs. Middle Tennessee, March 15, 1992
Season	11 (1984)

Runs Batted In

Inning	13 at Samford, April 9, 2019 vs. Louisiana Tech, Feb. 24, 1998
Game	33 vs. Georgia Southern, March 23, 1984
Season	625 (1997)

Total Bases

Inning	31 at Samford, April 9, 2019
Game	72 vs. UAB, April 14, 1999
Season	1,571 (1997)

Highest Slugging Percentage

Game	1.287 vs. UAB, April 14, 1999 (72 TB/56 AB)
Season	.621 (1997)

Sacrifice Flies

Game	5 vs. Arkansas State, Feb. 23, 2002
Season	45 (2006)

Sacrifice Bunts

Game	6 vs. Jacksonville State, April 7, 2010
Season	63 (2011)

Stolen Bases

Inning	6 vs. Eastern Kentucky, March 19, 1996
Game	9 vs. Mississippi Valley State, May 14, 2002 vs. Eastern Kentucky, March 19, 1996 vs. Central Florida, April 5, 1987
Season	141 (1981)

Walks

Inning	7 vs. Samford, April 13, 2021 at Arkansas, April 29, 2018 vs. Jackson State, March 13, 1985
Game	16 vs. Samford, April 13, 2021
Season	367 (1999)

Strikeouts

Game	21 vs. Georgia (2018) (13 innings) vs. Georgia (1908)
Season	485 (2015)

Hit By Pitch

Inning	3 vs. Georgia, March 16, 2018 vs. Alcorn State, March 18, 2014 vs. Tennessee, March 17, 2013 vs. Louisville, March 10, 2012 vs. Houston, Feb. 13, 1998
Game	7 vs. Alcorn State, March 18, 2014 vs. Rhode Island, March 1, 2003
Season	83 (2010)

Largest Comeback Win

Game	10 runs vs. South Alabama, March 3, 2020
------	--

Left On Base

Game	20 vs. Georgia (2018) (13 innings)
Season	590 (1999)

Batting Average

High	.340 (1997)
Low	.213 (1966)

Runs Per Game

High	9.7 (1997)
Low	4.1 (1966)

Hits Per Game

High	12.3 (1997)
Low	7.3 (1966)

Walks Per Game

High	5.3 (1999) 6.1 (2020)*
Low	2.9 (2014)

Strikeouts Per Game

High	8.3 (2018)
Low	2.6 (1954)

TEAM PITCHING RECORDS

Innings Pitched

Game	16 vs. LSU, April 2, 2015 vs. LSU, April 20, 2013 vs. Vanderbilt, 1893
Season	622.0 (1996)

Runs Allowed

Inning	12 at Florida, March 19, 1989
Game	27 at Florida, March 19, 1989 at Vanderbilt, April 17, 1988
Season	399 (2000)

Earned Runs Allowed

Inning	12 at Florida, March 19, 1989
Game	24 at Vanderbilt, April 17, 1988
Season	336 (1999)

Hits Allowed

Inning	11 at Florida, March 19, 1989
Game	30 at Vanderbilt, April 17, 1988
Season	688 (1997)

Singles

Game	20 at Vanderbilt, April 17, 1988
------	----------------------------------

Home Runs Allowed

Game	7 at Kentucky - GM 2, April 25, 2021
------	--------------------------------------

Walks Allowed

Inning	7 at Ole Miss, April 24, 1994
Game	16 at Auburn, May 7, 2017 at Arkansas, May 5, 2006
Season	297 (1981)

Strikeouts

Game	24 vs. Lipscomb (March 6, 2020) (13 innings)
Season	595 (1999)

Wild Pitches

Season	88 (2017)
--------	-----------

Complete Games

High	20 (1975)
Low	0 (2012, 2016, 2017, 2020*)

Shutouts

High	8 (1974)
Low	1 (Several)

Saves

High	22 (2002)
Low	2 (1979)

Innings Pitched

High	622.0 (1996)
Low	127.0 (1959)

Earned Run Average

High	5.62 (1985)
Low	2.07 (1966)

Runs Allowed

High	399 (2000)
Low	60 (1966)

Runs Allowed Per Game

High	6.14 (2000)
Low	3.00 (1966) 2.82 (2020)*

Earned Runs Allowed

High	336 (1999)
Low	40 (1959)

Hits Allowed

High	688 (1997)
Low	105 (1954, 1959)

Hits Allowed Per Game

High	10.35 (2000)
Low	5.52 (1951)

Strikeouts

High	595 (1999)
Low	69 (1959)

Strikeouts Per Game

High	8.62 (1999) 10.88 (2020)*
Low	4.41 (1954)

Walks

High	297 (1981)
Low	52 (1959)

Walks Per Game

High	5.21 (1981)
Low	2.58 (2011)

Hit-By-Pitch

High	62 (2005)
Low	3 (Several)

Balks

High	22 (1991)
Low	1 (1990)

TEAM RECORDS

TEAM FIELDING RECORDS

Putouts

Game	48 vs. LSU, April 2, 2015 (16 innings) vs. LSU, April 20, 2013 (16 innings)
Season	1,866 (1996)
Low	382 (1959)

Assists

Game	22 vs. Tennessee, May 17, 1996 (14 innings) 21 vs. LSU, April 4, 2015 (13 innings) at Louisville, March 8, 2013 (14 innings) 20 at UL-Lafayette, March 2, 2014 (10 innings)
Season	798 (1997)

Outfield Assists

Season	26 (1971)
--------	-----------

Errors

Game	8 vs. Georgia, April 4, 1992
Season	130 (1986)

Passed Balls

Season	27 (2004)
--------	-----------

Fielding Percentage

High	.978 (2019) .985 (2020)*
Low	.931 (1959)

Double Plays

Game	5 vs. Kentucky, March 20, 2005 vs. Huntingdon, April 27, 1990
Season	81 (1997)

Triple Plays

Game	1 vs. UAB, March 21, 2017 vs. Kentucky, March 14, 2014 vs. Southern Miss, May 30, 1999 vs. Alcorn State (1988) vs. Western Kentucky (1987)
------	--

Opponent Triple Plays

Game	1 by Florida (1997) by Middle Tennessee (1997) by Mississippi State (1932)
------	--

SEASON RECORDS

Games Played

High	70 (1997)
Low	15 (1959)

At-Bats

High	2,527 (1997)
Low	484 (1959)

Batting Average

High	.340 (1997)
Low	.213 (1966)

Slugging Percentage

High	.627 (1997) (led NCAA)
Low	.289 (1970)

Wins

High	56 (1997)
Low	8 (1959)

SEC Wins

High	21 (1999)
Low	4 (1994)

Losses

High	35 (1994)
Low	0 (1897)

SEC Losses

High	24 (2017)
Low	1 (1938, 1940, 1942)

Home Wins

Season	37 (1999) (37-4, .902)
--------	------------------------

Road Wins

Season	16 (1984) (16-9, .640)
--------	------------------------

Winning Percentage

High	1.000 (1897, 10-0) .941 (2020, 16-1)* .800 (1997, 56-14)
Low	.214 (1906, 4-16-1) .361 (2017, 19-34-1)

* - season was shortened to 17 games due to the coronavirus pandemic

Extra-Inning Games

Season	9 (2013) (3-6, .333)
--------	----------------------

One-Run Games

Season	22 (2014) (11-11, .500)
Wins	14 (1999) (14-3, .824)
Losses	15 (1994) (4-15, .211)

Postseason Games

Season	15 (1997) (12-3, .800)
Wins	12 (1997) (12-3, .800)
Losses	4 (1998) (6-4, .600)
Pctg.	.846 (1999) (11-2) .800 (1997) (12-3)

Wins in February

11	2020 (11-0, 1.000)
----	--------------------

Wins in March

17	1981 (17-3, .850)
17	1984 (17-3, .850)

Wins in April

16	1986 (16-6, .727)
16	1989 (16-8, .667)

Wins in May

15	1983 (15-2, .882)
----	-------------------

Wins in June

5	2010 (5-3, .625)
---	------------------

LONGEST GAME

Total Innings Played

16 vs. LSU, April 2, 2015
16 vs. LSU, April 20, 2013
16 vs. Vanderbilt, 1893

Total by Time

6:36 at Auburn, May 7, 2017 (15 innings)
5:43 at Mississippi State, April 21, 2017 (13 innings)
5:25 vs. LSU, April 2, 2015 (16 innings)
5:15 at Georgia, March 31, 2016 (13 innings)
5:02 vs. Georgia, March 16, 2018 (13 innings)
4:55 vs. LSU, April 20, 2013 (16 innings)
4:30 vs. LSU, April 3, 2005 (13 innings)
4:27 at Arkansas, April 29, 2018 (9 innings)
4:18 vs. South Dakota St., March 5, 2019 (14 innings)
4:14 vs. Lipscomb (March 6, 2020) (13 innings)
4:13 at Arkansas, March 16, 2012 (12 innings)
4:13 vs. Arkansas, May 5, 2006 (11 innings)
4:10 vs. South Carolina, April 6, 2019 (12 innings)
4:08 vs. Tennessee, April 3, 2021 (11 innings)
4:08 vs. Mississippi State, May 4, 2018 (10 innings)
4:06 vs. Wright St. - GM 1, Feb. 27, 2021 (11 innings)
4:06 vs. LSU, April 4, 2015 (16 innings)
4:04 vs. Ole Miss, May 9, 2018 (9 innings)
4:04 vs. Mississippi State, April 30, 2016 (9 innings)
4:00 at UAB, March 20, 2018 (9 innings)
4:00 vs. LSU, April 29, 2017 (11 innings)
4:00 at Louisville, March 8, 2013 (14 innings)
4:00 vs. Tennessee, May 17, 1996 (14 innings)

Total by Time (Nine-Inning Game)

4:27 at Arkansas, April 29, 2018
4:04 vs. Ole Miss, May 19, 2018
4:04 vs. Mississippi State, April 30, 2016^
4:00 at UAB, March 20, 2018
3:59 at Mississippi State, April 13, 2019
3:59 at Houston, Feb. 21, 2015

^ - Was a scheduled seven-inning game

Shortest Game

Innings	5 vs. Illinois, March 2, 1997
Time	1:46 at South Carolina, April 1, 2000 (9 innings)

INDIVIDUAL RECORDS

INDIVIDUAL BATTING RECORDS

Games Played

Season	70, Andy Phillips (1997)
Career	251, Jeremy Brown (1999-2002)

Games Started

Season	70, Andy Phillips (1997)
Career	251, Jeremy Brown (1999-2002)

Highest Batting Average

Season	.525, David Magadan (1983)
Career	.439, David Magadan (1981-83)

At-Bats

Inning	2 by several
Game	8, Georgie Salem vs. LSU, April 20, 2013 Kyle Overstreet vs. LSU, April 20, 2013 Kenny Roberts vs. LSU, April 20, 2013 John Farrell vs. Mississippi State, June 7, 1989 Pat Monti vs. Mississippi State, June 7, 1989 Dee Smithey vs. Georgia Southern, March 23, 1984 Allan Stallings vs. Georgia Southern, March 23, 1984
Season	297, Josh Rutledge (2010)
Career	963, Georgie Salem (2013-16) Brent Boyd (1999-2002)

Runs Scored

Inning	2, several
Game	6, Craig Shipley vs. Georgia Southern, March 28, 1984
Season	88, Bret Elbin (1983)
Career	244, Jeremy Brown (1999-2002)

Hits

Inning	2, several
Game	5, several Brett Auerbach vs. Northern Kentucky, March 8, 2019 Chandler Taylor vs. Nicholls State, Feb. 24, 2016 Mikey White at Samford, April 30, 2014 Georgie Salem vs. Stephen F. Austin, Feb. 21, 2014 Ryan Rhoden vs. UAB, Feb. 28, 2007 Kody Valverde vs. Troy, June 4, 2006 Emeel Salem vs. UAB, April 26, 2006 Morrow Thomley vs. Southeast Missouri, March 13, 2005 Beau Hearod vs. UAB, April 23, 2003 Travis Garner vs. South Alabama, April 16, 2003 Travis Garner vs. South Carolina, March 30, 2002 Jeremy Brown vs. West Alabama, April 5, 2000 G.W. Keller vs. Vanderbilt, June 9, 1999 Andy Phillips vs. Kansas State, March 23, 1999 Jeremy Brown vs. Fullerton, Feb. 28, 1999 Andy Phillips at South Carolina, March 22, 1998 Andy Phillips at Auburn, April 12, 1997 Chris Moller at LSU, April 27, 1996 Mick Kerns vs. Auburn, April 20, 1991 Pat Monti vs. UAB, April 27, 1989 Robert Fletcher vs. Indiana State, Feb. 27, 1988 Kurt Prewitt vs. Alabama State, April 10, 1985 Craig Shipley vs. Florida State, March 23, 1984 David Magadan vs. Arizona State, June 4, 1983 David Magadan vs. Florida, June 13, 1983 David Magadan vs. Alabama Christian, April 16, 1983 Gary Jack vs. Tennessee, April 1, 1981 Rex Bynum vs. LSU, April 29, 1972 Gene Giannini vs. Ole Miss, 1960 Ken Chapman vs. Auburn, 1960 Norman Koury vs. Tulane, 1960 Ed White vs. Florida, 1949
Season	114, David Magadan (1983)
Career	334, Taylor Dugas (2009-12)

Singles

Game	5, David Magadan vs. Arizona State, June 4, 1983
Season	79, Josh Rutledge (2010)
Career	235, Taylor Dugas (2009-12)

Doubles

Inning	2, several
Last:	Carlos Sosa vs. Southeast Missouri, Feb. 22, 2004
Game	4, Mick Kerns vs. Auburn, April 20, 1991
Season	31, David Magadan (1983)
Career	67, Taylor Dugas (2009-12)

Triples

Inning	1, several
Game	3, Ken Chapman vs. Samford (1960)
Season	9, Roberto Vaz (1997)
Career	18, Taylor Dugas (2009-12)

Home Runs

Inning	2, several
Last:	T.J. Reeves at Samford, April 9, 2019
Game	3, several
Last:	G.W. Keller vs. Vanderbilt, June 8, 1999
Season	28, Kent Matthes (2009)
Career	61, Andy Phillips (1996-99)

Home Runs in Consecutive Plate Appearances

Game	3, G.W. Keller vs. Niagara, March 7, 1999 (Hit three home runs on five pitches)
------	--

Consecutive Games with a Home Run

Season	5, Roberto Vaz (1997)
--------	-----------------------

Grand Slams

Game	1, several
Last:	Owen Diodati vs. South Alabama, March 9, 2021
Season	6, Mike Pitisci (1984)*
Career	6, Mike Pitisci (1984) * - NCAA Record

Runs Batted In

Inning	5, Andy Phillips vs. Louisiana Tech, Feb. 25, 1998
Game	9, Roberto Vaz at Auburn, April 12, 1997
Season	95, David Magadan (1983)
Career	230, Jeremy Brown (1999-2002)

Total Bases

Inning	8, T.J. Reeves at Samford, April 9, 2019
Game	Frank Velleggia vs. Columbus College, June 4, 1983
Season	14, Andy Phillips vs. Kansas State, March 23, 1999
Game	Mick Kerns vs. Alcorn State, Feb. 19, 1982
Season	203, Andy Phillips (1999)
Career	Roberto Vaz (1997) 590, Andy Phillips (1996-99)

Highest Slugging Percentage

Season	.796, Roberto Vaz (1997)
Career	.758, Doug Duke (1984-86)

Strikeouts

Game	6, Hunter Alexander vs. Georgia, March 16, 2018
Season	80, Will Haynie (2015)
Career	201, Jake Smith (2007-10)

Walks

Inning	2, several
Game	5, Owen Diodati vs. Harvard (Feb. 28, 2020) Joe Breaux vs. Washington State - GM 1, Feb. 23, 2018
Season	69, Jeremy Brown (2002)
Career	207, Jeremy Brown (1999-2002)

Times Hit-By-Pitch

Game	4, Jerry Shelton vs. Morehead State, Feb. 18, 1992
Season	22, Allen Rice (2003)
Career	51, Jerry Shelton (1991-93)

Stolen Bases

Inning	3, several
Last:	Sam Bozanich vs. Central Florida, Feb. 26, 2000
Game	5, several
Last:	Ted Williams vs. Samford (1986)
Season	50, David Fowke (1981)
Career	77, Emeel Salem (2004-07)

Sacrifice Bunts

Game	2, several
Season	21, Brock Bennett (2011)
Career	28, Brock Bennett (2007-11) Allen Rice (2002-05)

Sacrifice Flies

Game	2, several
Season	8, Austen Smith (2014) Evan Bush (2004) Clint Thompson (1987)
Career	20, Jake Smith (2007-10) Evan Bush (2002-06) (Prior to 1980)
Season	9, Joe Hawley (1974)
Career	12, Steve Houlberg (1978-79)

Longest Hitting Streak

36, Andy Phillips, April 3-June 15, 1999
--

Hits in Consecutive Plate Appearances

11, Mick Kerns, April 17-20, 1991

Times Reaching Base in

Consecutive Plate Appearances

12, Emeel Salem, April 8-May 5, 2006 Mick Kerns, April 17-20, 1991

Consecutive Games Reaching Base

50, Jeremy Brown, Feb. 10 - May 4, 2001

Hit for the Cycle

Josh Rutledge at South Alabama, April 22, 2009
Jake Smith at Samford, April 15, 2009
Kent Matthes vs. Nicholls State, Feb. 25, 2009
Darren Wood at LSU, May 14, 2000
Andy Phillips vs. Kansas State, March 23, 1999
Darren Wood vs. Southern Miss, March 9, 1999
Frank Menechino at South Alabama, Feb. 23, 1993

Reached on Catcher's Interference

Game	2, G.W. Keller vs. W. Alabama, March 23, 1997
Season	5, G.W. Keller (1997)

INDIVIDUAL RECORDS

INDIVIDUAL PITCHING RECORDS

Appearances

Season	39, Greg Hibbard (1986)
Career	88, Nathan Kilcrease (2008-11)

Starts

Season	19, Dean Hayes (1983)
Career	52, Jake Walters (2015-18) Mike Sodders (1985-88)

Complete Games

Season	10, Frank Roland (1956)
Career	17, Mike Innes (1968-71)

Wins

Season	13, Heath Henderson (1997)
Career	31, Lance Cormier (1999-2002)

Consecutive Wins

Season	12, Frank Roland (1956)
Career	16, Frank Roland (1955-56)

Best Winning Percentage

Season	1.000, Chase Lee (7-0) (2021) Scott Murphy (8-0) (1999) Tim Meachem (7-0) (1983) Frank Roland (12-0) (1956)
Career	1.000, Chase Lee (9-0) (2019-21) .955, Frank Roland (21-1) (1954-57)

Losses

Season	8, Dylan Smith (2021) Sam Finnerty (2019) Bernie Bellard (1994) Mike Soper (1989) Jeff Oyster (1985)
Career	22, Mike Sodders (22-22) (1985-88)

Saves

Season	14, Ben Short (1991)
Career	30, Thomas Burrows (2014-16)

Innings Pitched

Game	14.2, Jackie Glover vs. Mississippi State (1969)
Season	129.0, Lance Cormier (2002)
Career	384.2, Lance Cormier (1999-2002)

Shutouts

Season	4, Bernie Strawn (1973) Freddy Glass (1967)
Career	7, Mike Innes (1968-71)

Hits Allowed

Game	15, Tim Young vs. Tennessee (1996)
Season	139, Heath Henderson (1997) Pete Fisher (1997)
Career	393, Lance Cormier (1999-2002)

Fewest Hits Per Nine Innings

Season	5.44, Mike Innes (1969)
Career	6.00, Frank Roland (1954-57)

Runs Allowed

Game	13, Carey Lundstrom vs. Georgia (1992)
Season	78, Pete Fisher (1997)
Career	196, Lance Cormier (1999-2002)

Earned Runs Allowed

Game	11, Mike Sanford vs. Birmingham-So. (1978)
Season	64, Heath Henderson (1997)
Career	170, Lance Cormier (1999-2002)

Strikeouts

Game	16, Joe Sims vs. Tulane (1960) (9 IP) 18, Rickey Rucker vs. Stillman College (1971) (7 IP)
Season	128, Wade LeBlanc (2006)
Career	334, Wade LeBlanc (2004-06)

Strikeouts Per Nine Innings

Season	14.50, Deacon Medders (2019) (51 Ks in 32.1 IP)
Career	11.72, Alan Dunn (1981-83) (125 Ks in 60.2 IP)

Walks

Game	12, David Oropeza vs. Auburn, April 24, 1987
Season	69, Mark Roberts (1989)
Career	151, Lance Cormier (1999-2002)

Fewest Walks Per Nine Innings

Season	0.89, Tucker Hawley (4 BBs in 40.2 IP) (2010)
Career	2.07, Sam Finnerty (52 BBs in 226.1 IP) (2016-19)

Hit Batters

Season	22 by T.J. Large (2005)
--------	-------------------------

Lowest Earned Run Average

Season	0.95, Thomas Burrows (3 ER/28.1 IP) (2016)
Career	1.98, Mike Innes (1968-71) 1.87, Chase Lee (17 ER/82.0 IP) (2019-21)

FIELDING RECORDS

Putouts

Game	24, Sam Praytor vs. Lipscomb, March 6, 2020
Season	555, David Zauchin (1975)
Career	1,693, Austen Smith (2011-14)

Assists

Game	11, Sam Bozanich vs. Arkansas-LR, Feb. 20, 1998
Season	210, Joe Caruso (1996)
Career	620, Brett Taft (1993-96)

Outfield Assists

Game	2, several
Last:	Georgie Salem vs. Auburn, April 13, 2014
Season	9, Chandler Taylor (2016) Ted Williams (1986) Ted Williams (1985)
Career	22, Scott McClanahan (1999-2002)

Passed Balls

Game	3, Will Haynie vs. Stephen F. Austin, Feb. 21, 2014 Charlie Lyons vs. Auburn, April 16, 2004 David Ferazza vs. Florida, June 9, 2004
Season	13, Will Haynie (2015) 13, Randy Hunt (1981)

Errors

Game	4, several
Last:	Jerry Shelton vs. Kentucky, March 27, 1993
Season	31, Mickey Kerns, SS (1990)
Career	59, Andy Phillips, SS/3B (1996-99)

Highest Fielding Percentage

Season	1.000, Joe Breaux, OF (2019) Georgie Salem, OF (2016) Georgie Salem, OF (2014) Jon Kelton, OF (2010) Jeremy Brown, INF (2001) Dan Harris, C (1967)
Career	.996, Cody Henry (2015-18) Alan Hill (1992-95)

Consecutive Errorless Chances

Season	471, Clay Jones (2010)
Career	608, Jeremy Brown (2000-02)

Consecutive Games Without an Error

Season	61, Georgie Salem (2014)
Career	92, Georgie Salem (2015-16)

SINGLE-SEASON RECORDS

HITTING LEADERS

Games Played

1. Andy Phillips, 3B/SS	70 (1997)
2. Sam Bozanich, 2B	69 (1999)
Jeremy Brown, 1B	(1999)
G.W. Keller, OF	(1999)
Joe Caruso, 2B	(1997)
G.W. Keller, OF	(1997)
David Tidwell, OF	(1997)
Joe Caruso, 2B	(1996)
Dax Norris, C	(1996)
10. Dustan Mohr, OF	68 (1996, 1997)
Chris Moller, 1B	(1996)
Robbie Tucker, 1B	(1997)

Games Started

1. Andy Phillips, 3B/SS	70 (1997)
2. Jeremy Brown, C	69 (1999)
Joe Caruso, 2B	(1997)
G.W. Keller, OF	(1997)
David Tidwell, OF	(1997)
Joe Caruso, 2B	(1996)
Dax Norris, C	(1996)
8. Taylor Dugas, OF	67 (2010)
Clay Jones, 1B	(2010)
Josh Rutledge, SS	(2010)
Sam Bozanich, INF	(1999)
Dustan Mohr, OF	(1996)
Chris Moller, 1B	(1996)

Batting Average

1. .525 – David Magadan, 1B (1983)	(114-217)
2. .411 – Peter Stonard, 2B/OF (2002)	(97-236)
3. .405 – Chris Moller, 1B (1995)	(87-215)
Chris Glass, 2B (1982)	(73-180)
5. .400 – Roberto Vaz, OF/DH (1997)	(102-255)
6. .399 – Mike Twardoski, OF (1986)	(97-243)
7. .396 – Andy Phillips, SS (1999)	(103-260)
8. .395 – Taylor Dugas, OF (2010)	(96-243)
G.W. Keller, OF (1999)	(107-271)
Joe Vitiello, OF (1991)	(87-219)
David Magadan, 3B (1982)	(77-195)

At-Bats

1. Josh Rutledge, SS (2010)	297
2. David Tidwell, OF (1997)	295
3. Emeel Salem, OF (2006)	284
Dax Norris, C (1996)	
5. Andy Phillips, 3B/SS (1997)	279
6. Joe Caruso, 2B (1996)	278
7. Sam Bozanich, 2B (1999)	276
8. Sam Bozanich, 2B (2000)	275
9. Paul Phillips, C/OF (1998)	273
10. G.W. Keller, OF (1999)	271

Runs

1. Bret Elbin, 3B (1983)	88
2. Roberto Vaz, OF/DH (1997)	87
3. David Tidwell, OF (1997)	86
4. G.W. Keller, OF (1999)	85
5. Jeremy Brown, 1B (1999)	77
6. Joe Caruso, 2B (1996)	76
7. Brent Boyd, 3B (2000)	74
8. Mike Twardoski, OF (1986)	73
Ted McClendon, 3B (1983)	
10. Andy Phillips, SS (1999)	71

Hits

1. David Magadan, 1B (1983)	114 (217 AB)
2. Josh Rutledge, SS (2010)	107 (297 AB)
G.W. Keller, OF (1999)	(270 AB)
4. Dax Norris, C (1996)	105 (284 AB)
5. Andy Phillips, SS (1999)	103 (259 AB)
6. Andy Phillips, 3B (1997)	102 (279 AB)
Roberto Vaz, OF/DH (1997)	(255 AB)
Joe Caruso, 2B (1996)	(278 AB)
9. Emeel Salem, OF (2006)	101 (284 AB)
David Tidwell, OF (1997)	(295 AB)

Doubles

1. David Magadan, 1B (1983)	31
2. Adam Pavkovich, SS (2003)	27
3. Andy Phillips, 3B (1997)	25
4. Jared Reaves, SS (2011)	22
Scott McClanahan, OF (2002)	
Peter Stonard, 2B/OF (2002)	
Andy Phillips, SS (1999)	
8. Joe Caruso, 2B (1997)	21
Dustan Mohr, OF (1996)	
Dax Norris, C (1996)	

Triples

1. Roberto Vaz, OF/DH (1997)	9
2. Taylor Dugas, OF (2012)	7
Emeel Salem, OF (2006)	
4. Mikey White, SS (2015)	6
Andy Phillips, 3B (1999)	
Derek Wigginton, OF (1999)	
Allan Stallings, OF (1985)	
8. Taylor Dugas, OF (2010)	5
Greg Paiml, SS (2006)	
Peter Stonard, 2B/OF (2002)	
Darren Wood, OF (2000)	
G.W. Keller, OF (1998)	
Joe Caruso, 2B (1996)	
Frank Menechino, 2B (1992)	
Brad Oliver, OF (1992)	
Kyle Walck, 2B (1991)	
John Farrell, OF (1990)	
Cary Williams, OF (1989)	
Rusty Barton, OF (1982)	
Bobby Pierce, OF (1981)	
Larry Keenum, SS (1975)	
Larry Mims, OF (1975)	
Rich Potter, C (1973)	
Bill Oliver, OF (1963)	
Ken Chapman, OF (1960)	

Home Runs

1. Kent Matthes, OF (2009)	28
2. Doug Duke, C (1986)	27
3. Dustan Mohr, OF (1997)	25
4. Andy Phillips, SS (1999)	22
Matt Frick, C (1998)	
Roberto Vaz, OF/DH (1997)	
Doug Duke, C (1985)	
8. Andy Phillips, 3B (1998)	21
G.W. Keller, OF/DH (1997)	
10. Beau Heard, OF (2003)	20
Aaron Clark, 1B (2001)	
Robbie Tucker, 1B (1997)	
Mike Pitisci, 1B (1984)	

Runs Batted In

1. David Magadan, 1B (1983)	95
2. Sam Bozanich, 2B (2000)	83
3. Kent Matthes, OF (2009)	81
4. Beau Heard, OF (2003)	82
Andy Phillips, 3B (1998)	
Doug Duke, C (1986)	
7. Dustan Mohr, OF (1997)	79
8. Joe Caruso, 2B (1997)	76
9. Roberto Vaz, OF/DH (1997)	74
10. G.W. Keller, OF (1999)	72

Total Bases

1. Andy Phillips, SS (1999)	203
Roberto Vaz, OF/DH (1997)	
3. David Magadan, 1B (1983)	180
4. Sam Bozanich, 2B (2000)	178
Dustan Mohr, OF (1997)	
Andy Phillips, 3B (1997)	
7. Doug Duke, C (1986)	177
8. Kent Matthes, OF (2009)	175
G.W. Keller, OF (1997, 1999)	

Walks

1. Jeremy Brown, C (2002)	69
2. Bret Elbin, 3B (1983)	66
3. Taylor Dugas, OF (2010)	59
4. Jeremy Brown, C (1999)	57
5. Evan Bush, 3B (2005)	51
Mike Twardoski, OF (1986)	
7. G.W. Keller, OF (1999)	49
8. Jeremy Brown, 1B (2000)	48
9. Bret Elbin, SS (1982)	47
10. Joe Vitiello, OF (1990)	46
Brent Reese, 1B (1989)	

Intentional Walks

1. Beau Heard, OF (2003)	8
2. Jeremy Brown, C (2002)	7
3. Jeremy Brown, C (2000)	6
Roberto Vaz, OF (1997)	
5. Kent Matthes, OF (2009)	5
G.W. Keller, OF (1999)	
Chris Moller, 1B (1996)	
8. Zane Denton, 3B (2021)	4
Mikey White, SS (2015)	
Emeel Salem, OF (2007)	
Robbie Tucker, 1B (1997)	

Hit-By-Pitch

1. Allen Rice, INF (2003)	22
2. Matt Bentley, INF (2008)	20
3. Jerry Shelton, INF (1992)	19
4. Taylor Dugas, OF (2012)	18
5. Joe Breaux (2018)	17
Clay Jones, 1B (2010)	
Jon Kelton, OF (2010)	
8. Mikey White, SS (2014)	14
Josh Rutledge, INF (2008)	
Jake Smith, INF (2008)	
Jeremy Brown, C (2000)	

Strikeouts

1. Will Haynie, C (2015)	80
2. Chandler Taylor, OF (2016)	75
3. Chandler Taylor, OF (2017)	69
Jake Smith, 3B/P (2010)	
5. Hunter Alexander, 1B/DH (2018)	65
6. Brandon May, 2B (2008)	61
Evan Bush, 3B (2005)	
Mick Kerns, OF (1991)	
9. Owen Diodati, DH/OF (2021)	61
10. Dustan Mohr, OF (1997)	60
Pat Bailey, DH (1986)	

Sacrifice Flies

1. Austen Smith, 1B (2014)	8
Evan Bush, 3B (2004)	
Clint Thompson, C (1987)	
4. Matt Bentley, INF (2008)	7
Beau Heard, OF (2003)	
Beau Heard, OF (2002)	
Allen Rice, DH (2002)	
Joe Caruso, 2B (1997)	
9. Sam Praytor, C (2021)	6
Jared Reaves, SS (2011)	
Jake Smith, 3B (2010)	
Kent Matthes, OF (2009)	
Jake Smith, 3B (2009)	
Adam Pavkovich, SS (2003)	
Brent Boyd, INF (2002)	
Peter Stonard, 2B (2002)	
G.W. Keller, OF (1999)	
G.W. Keller, OF (1998)	

Sacrifice Bunts

1. Brock Bennett, C (2011)	21
2. Matt Downs, 3B (2006)	13
Nate Duncan, SS (1997)	
4. Adam Pavkovich, SS (2002)	12
5. Josh Sanders, 2B (2011)	11
Jon Kelton, OF (2010)	
7. Kyle Overstreet, 2B (2014)	10
Taylor Dugas, OF (2010)	
Allen Rice, INF (2002)	
Darren Wood, OF (2000)	

SINGLE-SEASON RECORDS

Stolen Bases

1. David Fowke, OF (1981)	50
2. Ted Williams, OF (1985)	44
3. G.W. Keller, OF (1999)	42
4. Emeel Salem, OF (2006)	36
5. David Tidwell, OF (1997)	35
6. Robert Fletcher, 2B (1988)	33
Ralph Lusian, 2B (1987)	
8. Chris Glass, 2B (1981)	32
9. Omar Fernandez, OF (1987)	30
10. Sam Bozanich, 2B (2000)	29
Chris Arago, SS (1977)	

PITCHING RECORDS

Appearances

1. Greg Hibbard (1986)	39
2. Ben Short (1991)	36
Greg Hibbard (1985)	
4. Nathan Kilcrease (2010)	34
Jonathan Blankenship (1999)	
Jerry Stubbs (1994)	
Jimbo Lindsay (1975)	
8. Jarrod Kingrey (1998)	33
Jarrod Kingrey (1997)	
10. David Robertson (2005)	32

Games Started

1. Dennis Walsh (1991)	20
2. Dean Hayes (1983)	19
3. Adam Morgan (2010)	18
Wade LeBlanc (2006)	
Pete Fisher (1997)	
Joel Colgrove (1996)	
Jeff Oyster (1985)	
8. Eight tied	17

Complete Games

1. Frank Roland (1956)	10
2. Wade LeBlanc (2004)	8
Gene Lary (1955)	
4. Chris Eilers (1995)	7
Vince Barrantine (1981)	
Bobby Sprowl (1977)	
Jimbo Lindsay (1976)	
Bernie Strawn (1972)	
Mike Innes (1968)	
John Paul Anderson (1955)	

Shutouts

1. Bernie Strawn (1973)	4
Freddy Glass (1967)	
3. Wade LeBlanc (2004)	3
Drew Blocker (1974)	
Owen Holston (1974)	
Mike Innes (1969)	
7. Lance Cormier (2001)	2
Bryan Kelly (1981)	
Mike Innes (1971)	
Mike Innes (1970)	

Batters Faced

1. Lance Cormier (2002)	541
Heath Henderson (1997)	
3. Wade LeBlanc (2006)	531
4. Pete Fisher (1997)	527
5. Brent Carter (2003)	510
6. Manny Torres (1999)	508
7. Tommy Hunter (2006)	500
8. Scott Murphy (2000)	499
9. Pete Fisher (1998)	487
10. Joel Colgrove (1996)	476

Innings Pitched

1. Wade LeBlanc (2006)	129.1
2. Lance Cormier (2002)	129.0
3. Heath Henderson (1997)	124.1
4. Brent Carter (2003)	122.2
5. Pete Fisher (1998)	118.1
6. Tommy Hunter (2006)	117.1
7. Manny Torres (1999)	115.0
8. Scott Murphy (2000)	113.2
9. Wade LeBlanc (2004)	112.2
Dean Hayes (1983)	

Wins

1. Heath Henderson (1997/13-2)	13
2. Frank Roland (1956/12-0)	12
3. Lance Cormier (2002/11-3)	11
Tim Young (1996/11-3)	
Dennis Walsh (1991/11-4)	
Rick Browne (1983/11-2)	
Dean Hayes (1983/11-2)	
8. Brent Carter (2003/10-5)	10
Jonathan Blankenship (1999/10-3)	
Manny Torres (1999/10-3)	
Pete Fisher (1997/10-3)	
Jarrod Kingrey (1997/10-1)	
Joel Colgrove (1996/10-3)	
Pete Roberts (1986/10-2)	
Jeff Oyster (1984/10-2)	
Vince Barrantine (1981/10-4)	
Frank Lary (1950/10-2)	

Losses

1. Dylan Smith (2021)	8
Sam Finnerty (2019)	
Pete Fisher (1998)	
Bernie Bellard (1994)	
Mike Soper (1989)	
Jeff Oyster (1985)	
6. Garrett Suchey (2017)	7
Spencer Turnbull (2014)	
Charley Sullivan (2013)	
Adam Morgan (2011)	
Miers Quigley (2007)	
Pete Brown (1988)	
Mike Soddors (1988)	
Ronnie Owen (1979)	
Drew Blocker (1975)	
Jackie Glover (1967)	

Saves

1. Ben Short (1991)	14
2. Jarrod Kingrey (1998)	13
3. Thomas Burrows (2016)	12
Ray Castillo (2013)	
Brian Reed (2003)	
Troy Brauchle (1983)	
6. Thomas Burrows (2014)	11
Jonathan Smart (2011)	
Lance Cormier (1999)	
Skip Ames (1996)	
10. David Robertson (2006)	10
Greg Hibbard (1986)	

Strikeouts

1. Wade LeBlanc (2006)	128
2. Bobby Sprowl (1977)	118
3. Dylan Smith (2021)	113
4. Wade LeBlanc (2005)	108
5. David Robertson (2005)	105
Brent Carter (2003)	
7. Heath Henderson (1997)	104
Joel Colgrove (1996)	
9. Manny Torres (1999)	103
10. Al Drumheller (1992)	101

Fewest Walks Allowed (min. 40 IP)

1. Tucker Hawley (2010)	4
2. Tucker Hawley (2011)	7
3. Michael Daniel (1997)	8
4. Austin Hyatt (2007)	9
Pete Reaves (1958)	
6. Brent Carter (2002)	10
Andy Bernard (1997)	
8. William Freeman (2021)	11
Ronnie Owen (1978)	
10. Sam Finnerty (2019)	12
Mike Oczypok (2013)	
Trey Pilkington (2012)	
Adam Scott (2009)	
Andrew Walker (2004)	
Jeff Brewer (1982)	
Frank Roland (1957)	
Thayer Bellis (1946)	

Fewest Hits Allowed (min. 40 IP)

1. Al Lary (1950)	24
2. Chase Lee (2021)	29
3. Alan Dunn (1981)	31
4. David Robertson (2006)	32
Roger Weems (1992)	
John Paul Anderson (1952)	
Bill Dunn (1951)	
8. Geoffrey Bramblett (2014)	33
Ray Castillo (2013)	
John Collins (1994)	

Lowest ERA (min. 40 IP)

1. Drew Blocker (1974)	1.19
2. Steve Bryant (1970)	1.31
3. Chase Lee (2021)	1.33
4. Thayer Bellis (1946)	1.46
5. John Paul Anderson (1955)	1.49
6. Brain Reed (2002)	1.75
7. Tim Young (1996)	1.76
Frank Roland (1957)	
9. Jimbo Lindsay (1975)	1.85
10. Bernie Strawn (1973)	1.86

Most Wild Pitches

1. Lance Cormier (1999)	19
2. Jake Walters (2017)	15
3. Nick Eicholtz (2017)	14
4. Miers Quigley (2007)	13
5. Garrett Suchey (2017)	12
Davis Vainer (2017)	
Miers Quigley (2008)	
8. T.J. Large (2005)	11
Lance Cormier (2002)	
Jason Moates (1999)	
Pete Fisher (1997)	
Heath Henderson (1997)	
Doug Hurst (1997)	

Most Hit Batters

1. T.J. Large (2005)	22
2. Spencer Turnbull (2014)	13
3. Nick Eicholtz (2014)	12
Justin Kamplain (2014)	
Justin Kamplain (2013)	
6. Geoffrey Bramblett (2015)	11
Austin Hyatt (2009)	
Mark Carter (2001)	
Jeremy Vaughn (2000)	
Heath Henderson (1997)	

Most Balks

1. Miers Quigley (2008)	8
2. Miers Quigley (2007)	6
Lance Cormier (2002)	
4. Nathan Kilcrease (2009)	4
Wade LeBlanc (2005)	
Brandon Belcher (2004)	
Taylor Tankerley (2003)	
Jonathan Blankenship (2000)	
Manny Torres (1996)	
10. Eleven tied	3

SINGLE-SEASON RECORDS

FIELDING RECORDS

Fielding Percentage (Min. 150 Chances)

1.	Joe Breaux, CF (2019)	1.000
	Georgie Salem, CF (2014)	
	Jeremy Brown, C (2001)	
	Dan Harris, C (1967)	
5.	Drew Williamson, 1B (2021)	.998
	Jeremy Brown, C (2002)	
	Matt Frick, C (1997)	
	Chris Moller, 1B (1995)	
9.	Will Haynie, C (2016)	.997
	Cody Henry, 1B (2016)	

Total Chances

1.	Chris Moller, 1B (1996)	634
2.	Robbie Tucker, 1B (1997)	573
3.	Clay Jones, 1B (2010)	570
4.	Dax Norris, C (1996)	564
5.	Austen Smith, 1B (2014)	560
6.	Jeremy Brown, C (2000)	545
7.	Brett Booth, C (2013)	532
8.	Jeremy Brown, 1B (1999)	518
9.	Matt Bentley, 1B (2008)	509
10.	Aaron Clark, 1B (2001)	504

Putouts

1.	Chris Moller, 1B (1996)	588
2.	David Zauchin, 1B (1975)	555
3.	Robbie Tucker, 1B (1997)	545
4.	Clay Jones, 1B (2010)	538
5.	Austen Smith, 1B (2014)	526
6.	Dax Norris, C (1996)	504
	Hunter Plott, 1B (1990)	
8.	Jeremy Brown, 1B (2000)	489
9.	David Magadan, 1B (1983)	484
10.	Aaron Clark, 1B (2001)	481

Assists

1.	Joe Caruso, 2B (1996)	210
2.	Mikey White, SS (2013)	209
3.	Kyle Overstreet, 2B (2013)	204
	Evan Bush, 2B (2006)	
5.	Brett Taft, SS (1995)	196
6.	Greg Paiml, SS (2006)	195
7.	Jared Reaves, SS (2011)	192
8.	Kyle Overstreet, 2B (2014)	191
	Brett Taft, SS (1995)	
10.	Chandler Avant, SS (2017)	190
	Joe Caruso, 2B (1997)	

Outfield Assists

1.	Chandler Taylor (2016)	9
	Ted Williams (1986)	
	Mike Twardoski (1985)	
	Ronnie Hardin (1971)	
5.	Ben Moore (2014)	8
	Scott McClanahan (2002)	
	Scott McClanahan (2000)	
	Cary Williams (1989)	
9.	Georgie Salem (2014)	7
	Kent Matthes (2009)	
	Kent Matthes (2008)	
	Kent Matthes (2007)	
	Rusty Barton (1982)	
	Larry Mims (1975)	

Errors

1.	Mick Kerns, INF (1990)	31
2.	Juan DeBrand, SS (1991)	30
3.	Tim Sims, SS (1986)	29
4.	Casey Lambert, SS (2000)	28
5.	Adam Pavkovich, SS (2002)	23
	Brett Taft, SS (1995)	
	Jerry Shelton, 3B (1993)	
	Tim Sims, SS (1985)	
9.	Mark Gray, SS (1971)	22
10.	Adam Pavkovich, SS (2003)	21
	Larry Keenum, SS (1975)	

Double Plays Turned

1.	Robbie Tucker, 1B (1997)	71
2.	Kyle Overstreet, 2B (2013)	67
3.	Joe Caruso, 2B (1997)	58
4.	Austen Smith, 1B (2013)	56
5.	Mikey White, SS (2013)	55
6.	Chris Moller, 1B (1996)	53
7.	Austen Smith, 1B (2014)	51
	Jeremy Brown, C (2000)	
9.	Brett Taft, SS (1995)	47
10.	Matt Bentley, 1B (2008)	49

CAREER RECORDS

CAREER LEADERS

Games Played

1. Jeremy Brown, 1B/C (1999-2002)	251
2. Andy Phillips, 3B/SS (1996-99)	244
3. Brent Boyd, INF (1999-2002)	242
Joe Caruso, 2B (1994-97)	
5. Taylor Dugas, OF (2009-12)	241
6. Georgie Salem, OF (2013-16)	240
7. Scott McClanahan, OF (1999-2002)	227
8. Austen Smith, 1B (2011-14)	226
Allen Rice, INF (2002-05)	
10. Evan Bush, INF (2003-06)	223

Games Started

1. Jeremy Brown, 1B/C (1999-2002)	251
2. Taylor Dugas, OF (2009-12)	239
3. Georgie Salem, OF (2013-16)	236
4. Brent Boyd, INF (1999-2002)	235
5. Joe Caruso, INF (1994-97)	233
6. Andy Phillips, 3B/SS (1996-99)	224
7. Austen Smith, 1B (2011-14)	215
Evan Bush, INF (2003-06)	
9. Allen Rice, INF (2002-05)	214
10. Jake Smith, INF/P (2007-10)	212

Batting Average (min. 400 At-Bats)

1. .439 – David Magadan (1981-83)	(268-610)
2. .381 – G.W. Keller (1997-99)	(292-766)
3. .375 – Joe Vitiello (1989-91)	(196-523)
Chris Moller (1995-96)	(177-472)
5. .370 – Peter Stonard (2001-02)	(159-430)
6. .366 – Mike Twardoski (1985-86)	(168-459)
7. .360 – Taylor Dugas (2009-12)	(334-927)
8. .356 – Andy Phillips (1996-99)	(322-904)
Doug Duke (1984-86)	(154-433)
10. .349 – Ted McClendon (1983-85)	(206-590)

At-Bats

1. Georgie Salem, OF (2013-16)	963
Brent Boyd, INF (1999-2002)	
3. Taylor Dugas, OF (2009-12)	927
4. Jeremy Brown, 1B/C (1999-2002)	910
5. Andy Phillips, 3B/SS (1996-99)	905
6. Joe Caruso, 2B (1994-97)	899
7. Chandler Avant, INF (2015-18)	819
8. Josh Rutledge, SS (2008-10)	804
9. Jake Smith, 3B (2007-10)	796
10. Emeel Salem, OF (2004-07)	786

Runs

1. Jeremy Brown, 1B/C (1999-2002)	244
2. Brent Boyd, INF (1999-2002)	233
3. Taylor Dugas, OF (2009-12)	232
4. Andy Phillips, 3B/SS (1996-99)	222
5. G.W. Keller, OF (1997-99)	214
6. Joe Caruso, 2B (1994-97)	207
7. Josh Rutledge, SS (2008-10)	191
8. Scott McClanahan, OF (1999-2002)	188
9. Sam Bozanich, 2B (1998-2000)	177
10. Ted McClendon, 3B (1983-85)	176

Hits

1. Taylor Dugas, OF (2009-12)	334
2. Andy Phillips, 3B/SS (1996-99)	322
3. Brent Boyd, INF (1999-2002)	313
4. Joe Caruso, 2B (1994-97)	308
5. Jeremy Brown, 1B/C (1999-2002)	307
6. G.W. Keller, OF (1997-99)	292
7. Josh Rutledge, SS (2008-10)	279
8. David Magadan, 1B (1981-83)	268
9. Georgie Salem, OF (2013-16)	261
10. Emeel Salem, OF (2004-07)	259

Doubles

1. Taylor Dugas, OF (2009-12)	67
2. David Magadan, 1B (1981-83)	64
3. Brent Boyd, INF (1999-2002)	63
Andy Phillips, 3B/SS (1996-99)	63
5. Joe Caruso, 2B (1994-97)	59
6. Jeremy Brown, 1B/C (1999-2002)	58
7. Sam Bozanich, 2B (1998-2000)	56
8. Chandler Avant, INF (2015-18)	53
9. Ted McClendon, 3B (1983-85)	52
10. Scott McClanahan, OF (1999-2002)	51

Triples

1. Taylor Dugas, OF (2009-12)	18
2. Emeel Salem, OF (2004-07)	13
3. G.W. Keller, OF (1997-99)	12
David Zauchin, 1B (1972-75)	
5. Andy Phillips, 3B/SS (1996-99)	11
Allan Stallings, OF (1982-85)	
7. Joe Caruso, 2B (1994-97)	10
Rusty Barton, OF (1979-82)	
Jennings Byrd, 1B (1946-48)	
10. Mikey White, SS (2013-15)	9
Greg Paiml, SS (2004-07)	
Darren Wood, OF (1998-2000)	
David Tidwell, OF (1996-97)	
Roberto Vaz, OF/DH (1997)	

Home Runs

1. Andy Phillips, 3B/SS (1996-99)	61
2. G.W. Keller, OF (1997-99)	50
Doug Duke, C (1984-86)	
4. Kent Matthes, OF (2006-09)	48
5. Jake Smith, 3B (2007-10)	47
Dustan Mohr, OF (1995-97)	
7. Jeremy Brown, 1B/C (1999-2002)	46
8. Beau Hearod, OF (2001-03)	40
9. Chandler Taylor, OF (2016-18)	38
Brent Boyd, INF (1999-2002)	
Matt Frick, C (1997-98)	

Runs Batted In

1. Jeremy Brown, 1B/C (1999-2002)	230
2. Andy Phillips, 3B (1996-99)	225
3. G.W. Keller, OF (1997-99)	203
4. Brent Boyd, 2B (1999-2002)	195
5. Beau Hearod, OF (2001-03)	191
6. Allan Stallings, OF (1982-85)	190
7. David Magadan, 1B (1981-83)	188
8. Kent Matthes, OF (2006-09)	186
9. Joe Caruso, 2B (1994-97)	181
10. Dustan Mohr, OF (1995-97)	178

Total Bases

1. Andy Phillips, 3B (1996-99)	590
2. Jeremy Brown, 1B/C (1999-2002)	511
3. G.W. Keller, OF (1997-99)	509
4. Brent Boyd, 2B (1999-2002)	498
Joe Caruso, 2B (1994-97)	
6. Taylor Dugas, OF (2009-12)	479
7. Dustan Mohr, OF (1995-97)	431
8. Sam Bozanich, 2B (1998-2000)	411
9. Jake Smith, 3B (2007-10)	403
Kent Matthes, OF (2006-09)	

Walks

1. Jeremy Brown, 1B/C (1999-2002)	207
2. Taylor Dugas, OF (2009-12)	151
3. Evan Bush, INF (2003-06)	131
4. Bret Elbin, 3B (1981-83)	125
5. Ted McClendon, 3B (1983-85)	117
6. Chandler Taylor, OF (2016-18)	110
7. Brent Boyd, INF (1999-2002)	109
8. Joe Vitiello, OF/DH (1989-91)	102
9. Alex Avila, C (2006-08)	101
10. David Magadan, 1B (1981-83)	97

Intentional Walks

1. Jeremy Brown, 1B/C (1999-02)	17
2. Beau Hearod, OF (2001-03)	10
3. Kent Matthes, OF (2006-09)	8
4. Chandler Taylor, OF (2016-18)	6
Taylor Dugas, OF (2009-12)	
Robbie Tucker, 1B (1996-97)	
8. Sam Praytor, C (2018-21)	5
Cody Henry, 1B/DH (2015-18)	
Mikey White, SS (2013-15)	
Jake Smith, 3B (2007-10)	
Alex Avila, C (2006-08)	
Emeel Salem, OF (2004-07)	
G.W. Keller, OF (1997-99)	
Dustan Mohr, OF (1995-97)	
Chris Moller, 1B (1995-96)	

Hit-By-Pitch

1. Jerry Shelton, SS (1990-93)	51
2. Allen Rice, INF (2002-05)	46
3. Jeremy Brown, C (1999-2002)	40
4. Taylor Dugas, OF (2009-12)	39
5. Mikey White (2013-15)	37
Matt Bentley, 1B (2004-08)	
7. Jake Smith, 3B (2007-10)	35
8. Josh Rutledge, SS (2008-10)	34
9. Jon Kelton, OF (2008-12)	32
10. Keith Holcombe, OF (2016-19)	29

Strikeouts

1. Jake Smith, 3B (2007-10)	201
2. Chandler Taylor, OF (2016-18)	198
3. Will Haynie, C (2014-16)	186
4. Evan Bush, INF (2003-06)	184
5. Austen Smith, 1B (2011-14)	171
6. Mick Kerns, OF (1989-92)	166
7. Dustan Mohr, OF (1995-97)	165
8. Greg Paiml, SS (2004-07)	162
9. Georgie Salem, OF (2013-16)	158
10. Alex Avila, C (2006-08)	155

Sacrifice Flies

1. Jake Smith, 3B (2007-10)	20
Evan Bush, INF (2003-06)	
3. Beau Hearod, OF (2001-03)	17
4. G.W. Keller, OF (1997-99)	15
5. Brent Boyd, INF (1999-02)	14
6. Kent Matthes, OF (2006-09)	13
Matt Bentley, 1B (2005-08)	
Andy Phillips, INF (1996-99)	
Joe Caruso, INF (1994-97)	
Ted Williams, OF (1984-86)	
Ted McClendon, 3B (1983-85)	

Sacrifice Bunts

1. Brock Bennett, C (2007-11)	28
Allen Rice, INF (2002-05)	
3. Greg Paiml, SS (2004-07)	26
4. Georgie Salem, OF (2013-16)	23
Nate Duncan, SS (1995-97)	
6. Adam Pavkovich, SS (2001-03)	22
7. Jon Kelton, UTL (2008-12)	19
Darren Wood, OF (1998-2000)	
9. Taylor Dugas, OF (2009-12)	18
10. Andrew Miller, OF (2010-13)	16
Travis Garner, OF (2002-03)	

Stolen Bases

1. Emeel Salem, OF (2004-07)	77
2. David Fowke, OF (1980-81)	68
3. David Tidwell, OF (1996-97)	62
4. Scott McClanahan, OF (1999-2002)	56
Chris Glass, 2B (1981-82)	
6. Ted Williams, OF (1984-86)	55
7. Mick Kerns, OF (1989-92)	54
8. G.W. Keller, OF (1997-99)	53
Chris Arago, 2B (1977-78)	
10. Robert Fletcher, 2B (1987-88)	51

CAREER RECORDS

PITCHING LEADERS

Appearances

1. Nathan Kilcrease (2008-11)	88
2. Lance Cormier (1999-2002)	87
3. Jay Shaw (2011-15)	81
Jonathan Blankenship (1998-2000)	
5. Josh Copeland (2005-08)	80
6. Ray Castillo (2013-16)	77
Brent Carter (2002-05)	
8. Greg Hibbard (1985-86)	75
9. Thomas Burrows (2014-16)	72
10. Al Drumheller (1991-93)	69

Games Started

1. Jake Walters (2015-18)	52
Mike Soddors (1985-88)	
3. Wade LeBlanc (2004-06)	46
4. Adam Morgan (2009-11)	43
5. Lance Cormier (1999-2002)	42
Chris Eilers (1994-97)	
7. Tommy Milstead (1988-91)	41
8. Spencer Turnbull (2012-14)	40
9. Joel Colgrove (1993-96)	39
10. Nick Eicholtz (2014-17)	38
Brent Carter (2002-05)	

Complete Games

1. Frank Roland (1956-57)	19
2. Bernie Strawn (1970-73)	16
Mike Innes (1968-71)	
4. Jackie Glover (1967-69)	15
5. Gene Lary (1952-55)	14
6. Wade LeBlanc (2004-06)	13
Al Drumheller (1991-93)	
Mike Soddors (1985-88)	
9. Lance Cormier (1999-2002)	12
Freddie Glass (1965-67)	
Walt Massey (1958-60)	

Shutouts

1. Mike Innes (1969-71)	7
2. Wade LeBlanc (2004-06)	4
Drew Blocker (1974-75)	
Bernie Strawn (1972-73)	
5. Owen Holston (1974)	3
6. Lance Cormier (1999-2002)	2
Joel Colgrove (1993-96)	
Bryan Kelley (1981)	
Jimmy Archibald (1973-74)	

Batters Faced

1. Lance Cormier (1999-2002)	1,679
2. Brent Carter (2002-05)	1,416
3. Wade LeBlanc (2004-06)	1,356
4. Jake Walters (2015-18)	1,292
5. Al Drumheller (1991-93)	1,230
6. Nathan Kilcrease (2008-11)	1,182
7. Chris Eilers (1994-97)	1,179
8. Tommy Milstead (1988-91)	1,169
9. Jonathan Blankenship (1998-00)	1,125
10. Joel Colgrove (1993-96)	1,111

Innings Pitched

1. Lance Cormier (1999-2002)	384.2
2. Brent Carter (2002-05)	335.2
3. Wade LeBlanc (2004-06)	330.0
4. Jake Walters (2015-18)	295.0
5. Al Drumheller (1991-93)	284.2
6. Mike Soddors (1985-88)	282.0
7. Nathan Kilcrease (2008-11)	278.0
8. Gene Lary (1952-55)	277.2
9. Chris Eilers (1994-97)	274.0
10. Tommy Milstead (1988-91)	263.1

Wins

1. Lance Cormier (1999-2002)	31
2. Brent Carter (2002-05)	25
3. Wade LeBlanc (2004-06)	24
4. Nathan Kilcrease (2008-11)	23
Jonathan Blankenship (1998-2000)	
6. Al Drumheller (1991-93)	22
Mike Soddors (1985-88)	
Mike Innes (1968-71)	
9. Manny Torres (1996-99)	21
Frank Roland (1956-57)	
John Paul Anderson (1952-55)	
Gene Lary (1952-55)	

Losses

1. Mike Soddors (1985-88)	22
2. Jake Walters (2015-18)	18
3. Sam Finnerty (2016-19)	16
Spencer Turnbull (2012-14)	
Lance Cormier (1999-2002)	
Jackie Glover (1967-68)	
7. Taylor Tankersley (2002-04)	15
Steve Shoemaker (1992-94)	
9. Jon Keller (2012-16)	14
Adam Morgan (2009-11)	
Chris Eilers (1994-97)	
John Collins (1993-96)	
Bernie Bellard (1993-94)	
Bernie Strawn (1970-73)	

Saves

1. Thomas Burrows (2014-16)	30
2. Brian Reed (2002-03)	21
3. Greg Hibbard (1985-86)	19
Troy Brauchle (1983-84)	
5. David Robertson (2005-06)	18
6. Lance Cormier (1999-2002)	17
Jarrod Kingrey (1997-98)	
Jimbo Lindsay (1974-76)	
9. Ray Castillo (2013-16)	16
Ben Short (1991-92)	

Strikeouts

1. Wade LeBlanc (2004-06)	334
2. Brent Carter (2002-05)	307
3. Jake Walters (2015-18)	292
4. Lance Cormier (1999-2002)	289
5. Mike Soddors (1985-88)	274
6. Al Drumheller (1991-93)	262
7. Nathan Kilcrease (2008-11)	240
8. Chris Eilers (1994-97)	237
Joel Colgrove (1993-96)	
10. Taylor Tankersley (2002-04)	232

Most Wild Pitches

1. Lance Cormier (1999-2002)	46
2. Jake Walters (2015-18)	32
3. Nick Eicholtz (2014-17)	25
4. Spencer Turnbull (2012-14)	24
5. Geoffrey Bramblett (2014-16)	23
Jonathan Blankenship (1998-2000)	
7. Davis Vainer (2017-19)	20
8. Justin Kamplain (2012-14)	19
Jimmy Nelson (2008-10)	
10. Taylor Guilbeau (2012-15)	18

Most Hit Batters

1. Justin Kamplain (2012-13)	32
2. Nick Eicholtz (2014-17)	24
Taylor Guilbeau (2012-15)	
Spencer Turnbull (2012-14)	
5. Geoffrey Bramblett (2014-16)	23
Lance Cormier (1999-2002)	
7. Jon Keller (2012-16)	22
Jimmy Nelson (2008-10)	
T.J. Large (2005)	
Brent Carter (2002-05)	
B.J. Green (1998-2001)	

FIELDING LEADERS

Fielding Percentage (min. 350 chances)

1. Drew Williamson, 1B (2019-Present)	.997
2. Cody Henry, 1B (2015-18)	.996
Alan Hill, C (1992-95)	
4. Chris Moller, 1B (1995-96)	
5. Aaron Clark, 1B (2001-02)	.994
Jeremy Brown, 1B/C (1999-2002)	
7. Dax Norris, C (1995-96)	.993
Fred Fricke, 1B (1956-57)	
9. Brett Auerbach, C/UTL (2019-20)	.992
Will Haynie, C (2014-16)	
Austen Smith, 1B (2011-13)	
Clay Jones, 1B (2009-10)	
Travis Garner, OF (2002-03)	
Gary Jack, 1B (1978-81)	

Total Chances

1. Jeremy Brown, 1B/C (1999-2002)	1,864
2. Austen Smith, 1B (2011-14)	1,783
3. Zac Welch, 1B (2002-05)	1,437
4. Hunter Plott, 1B (1987-91)	1,284
5. Austen Smith, 1B (2011-13)	1,223
6. Gary Jack, 1B (1978-81)	1,178
7. Matt Bentley, 1B (2005-08)	1,163
8. Chris Moller, 1B (1995-96)	1,095
9. Joe Caruso, 2B (1994-97)	1,085
10. Brett Booth, C/INF (2010-13)	1,083

Putouts

1. Austen Smith, 1B (2011-14)	1,693
2. Jeremy Brown, 1B/C (1999-2002)	1,660
3. Zac Welch, 1B (2002-05)	1,315
4. Hunter Plott, 1B (1987-91)	1,187
5. Gary Jack, 1B (1979-81)	1,114
6. Matt Bentley, 1B (2005-08)	1,072
7. Chris Moller, 1B (1995-96)	1,030
8. Cody Henry, 1B (2015-18)	923
9. Will Haynie, C (2014-16)	922
10. Drew Williamson, 1B (2019-Present)	919

Outfield Assists

1. Kent Matthes (2006-09)	23
2. Scott McClanahan (1999-2001)	22
3. Chandler Taylor (2016-18)	15
Georgie Salem (2013-16)	
Ben Moore (2012-14)	
6. Rusty Barton (1979-82)	14
7. Andrew Miller (2010-13)	13
Mike Twardoski (1985-86)	
Ted Williams (1984-86)	
10. Taylor Dugas (2009-12)	11

Assists

1. Joe Caruso, 2B (1994-97)	680
2. Brett Taft, SS (1993-96)	615
3. Mikey White, SS (2013-15)	573
4. Kyle Overstreet, INF (2013-15)	541
5. Andy Phillips, 3B/SS (1996-99)	537
6. Greg Paiml, SS (2004-07)	508
7. Chandler Avant, INF (2015-18)	500
8. Pat Monti, SS (1987-89)	461
9. Brent Boyd, INF (1999-2002)	454
10. Jerry Shelton, SS/3B (1990-93)	453

Errors

1. Andy Phillips, 3B/SS (1996-99)	59
2. Jerry Shelton, 3B/SS (1990-93)	58
3. Brett Taft, SS (1993-96)	57
4. Greg Paiml, SS (2004-07)	56
5. Tim Sims, SS (1985-86)	52
6. Adam Pavkovich, SS (2001-03)	51
Mick Kerns, SS/OF (1989-92)	
8. Evan Bush, INF (2003-06)	50
Juan DeBrand, SS (1991-92)	
10. Allen Rice, INF (2002-05)	45
Pat Monti, SS (1987-89)	

CAREER RECORDS

Double Plays Turned

1.	Austen Smith, 1B (2011-13)	168
2.	Joe Caruso, 2B (1994-97)	165
3.	Kyle Overstreet, INF (2013-15)	151
4.	Mikey White, SS (2013-15)	128
5.	Sam Bozanich, 2B (1998-2000)	113
6.	Brent Boyd, INF (1999-2002)	108
7.	Jeremy Brown, C/1B (1999-2002)	107
8.	Zac Welch, 1B (2002-05)	100
9.	Chris Moller, 1B (1995-96)	95
10.	Chandler Avant, INF (2015-18)	89
	Cobie Vance, INF (2016-18)	

Passed Balls

1.	Will Haynie (2014-16)	26
2.	Charlie Lyons (2003-05)	21
3.	Brett Booth (2010-13)	17
4.	Kelley Gulledge (1998-2000)	13
5.	Nick Richardson (2004)	12
6.	Jeremy Brown (2000-02)	10
7.	Tanner DeVinny (2016-17)	9
	Ryan Rhoden (2006-07)	
	Kody Valverde (2005-06)	
10.	Taylor Poe (2014-17)	8
	David Ferazza (2004-06)	

TEAM SEASON RECORDS

GAMES PLAYED

1.	70	1997
2.	69	1999
3.	66	1996
4.	67	2010
5.	66	2002
6.	65	1975
7.	65	2006
8.	65	2000
9.	64	1995
10.	64	1998

BATTING AVERAGE

1.	.340 (860/2,527)	1997
2.	.338 (277/818)	1955
3.	.334 (279/835)	1941
4.	.333 (827/2,480)	1999
5.	.333 (662/1,987)	1983
6.	.330 (689/2,086)	2009
7.	.325 (597/1,837)	1985
8.	.320 (728/2,276)	1998
9.	.317 (177/559)	1960
10.	.315 (573/1,827)	1981

AT-BATS

1.	2,527	1997
2.	2,480	1999
3.	2,464	1996
4.	2,325	2010
5.	2,306	2000
6.	2,278	1998
7.	2,261	2002
8.	2,257	2006
9.	2,244	2008
10.	2,235	1995

RUNS

1.	679	1997
2.	617	1999
3.	543	2000
4.	532	1998
5.	510	1983
6.	509	2009
7.	498	1996
8.	487	1986
9.	481	2002
10.	473	2003

HITS

1.	859	1997
2.	827	1999
3.	769	1996
4.	729	1998
5.	718	2000
6.	702	2002
7.	695	2008
8.	689	2010
9.	678	2009
10.	678	1986

RBI

1.	625	1997
2.	555	1999
3.	500	2000
4.	483	1998
5.	474	2009
6.	459	1983
7.	443	1996
8.	437	2002
9.	427	1986
10.	424	2010

DOUBLES

1.	162	1997
2.	161	1999
3.	159	1996
4.	154	2002
5.	142	2009
6.	140	2003
7.	134	2000
8.	129	1983
9.	121	2010
10.	119	2011

TRIPLES

1.	34	1997
2.	31	1999
3.	28	1975
4.	23	1992
5.	21	1983
6.	21	2006
7.	20	2015
8.	19	1996
9.	19	1998
10.	19	1995
11.	18	1984

HOME RUNS

1.	160	1997
2.	122	1998
3.	120	1999
4.	107	2009
5.	96	2000
6.	95	1986
7.	87	2008
8.	76	1996
9.	75	1989
10.	72	1991
11.	72	1984

WALKS

1.	366	1999
2.	300	2000
3.	294	2002
4.	293	1983
5.	292	1986
6.	290	1997
7.	288	2006
8.	285	2019
9.	278	1991
10.	272	2010

STRIKEOUTS

1.	485	2015
2.	482	2021
3.	475	2008
4.	466	2018
5.	462	2010
6.	448	2019
7.	446	2016
8.	437	1997
9.	436	1991
10.	435	2009

HIT-BY-PITCH

1.	91	2008
2.	83	2010
3.	80	2003
4.	78	2018
5.	75	2009
6.	71	2000
7.	68	2014
8.	63	2011
9.	60	2019
10.	60	2019

SACRIFICE BUNTS

1.	63	2011
2.	53	2010
3.	49	2012
4.	44	2002
5.	43	2013
6.	41	2014
7.	40	1969
8.	40	2005
9.	38	2017
10.	38	1995

SACRIFICE FLIES

1.	44	2002
2.	35	1997
3.	34	2000
4.	32	2008
5.	31	1999
6.	30	1991
7.	29	2009
8.	29	2007
9.	29	1990
10.	29	1981

STOLEN BASES

1.	141	1981
2.	120	1987
3.	114	1999
4.	110	2000
5.	102	1986
6.	97	1977
7.	91	1992
8.	87	2002
9.	76	1983
10.	75	3 times

TOTAL BASES

1.	1,569	1997
2.	1,410	1999
3.	1,250	1998
4.	1,196	1996
5.	1,180	2009
6.	1,176	2000
7.	1,111	1986
8.	1,090	2008
9.	1,083	2002
10.	1,035	1983

SLUGGING PERCENTAGE

1.	.621	1997
2.	.569	1999
3.	.566	2009
4.	.549	1998
5.	.521	1983
6.	.516	1985
7.	.515	1986
8.	.510	2000
9.	.499	1960
10.	.497	1984

COMPLETE GAMES

1.	20	1975
2.	19	1972
3.	18	1955
4.	17	1967
5.	17	1947
6.	16	1995
7.	16	1968
8.	15	7 times

INNINGS PITCHED

1.	622.0	1996
2.	618.1	1997
3.	608.1	1999
4.	596.1	2010
5.	588.1	2002
6.	581.2	2006
7.	578.1	2000
8.	574.0	2013
9.	572.0	1995
10.	561.2	2005

SHUTOUTS

1.	11	1974
2.	7	2014
3.	7	2011
4.	6	1967
5.	6	2019
6.	6	2018
7.	6	2015
8.	6	2004
9.	5	1991
10.	5	8 times

WINS

1.	56	1997
2.	53	1999
3.	51	2002
4.	50	1996
5.	46	1998
6.	46	1983
7.	44	2006
8.	43	1986
9.	42	2010
10.	42	1991

LOSSES

1.	35	1994
2.	34	2017
3.	34	2012
4.	32	1975
5.	29	2018
6.	28	2013
7.	28	2011
8.	28	2008
9.	28	1980
10.	27	1979

SAVES

1.	22	2002
2.	21	2013
3.	19	1999
4.	19	1996
5.	19	1991
6.	18	2016
7.	18	2000
8.	18	2017
9.	16	2010
10.	15	2015
11.	15	2011
12.	15	2003
13.	15	1998

ERA

1.	2.08	1966
2.	2.17	1974
3.	2.27	1955
4.	2.44	1968
5.	2.63	1947
6.	2.71	1973
7.	2.76	1957
8.	2.83	1965
9.	2.83	1959
10.	3.00	1954

FEWEST HITS ALLOWED

1.	105	1959
2.	105	1954
3.	127	1951
4.	140	1953
5.	143	1960
6.	144	1961
7.	147	1964
8.	152	1955
9.	155	1966
10.	161	1958

MOST HITS ALLOWED

1.	689	1997
2.	673	2010
3.	672	2000
4.	668	1999
5.	632	2008
6.	625	2003
7.	616	2002
8.	606	1996
9.	603	1998
10.	578	1986

FEWEST RUNS ALLOWED

1.	60	1966
2.	68	1959
3.	73	1954
4.	78	1955
5.	79	1951
6.	81	1958
7.	84	1960
8.	86	1947
9.	88	1964
10.	88	1941

MOST RUNS ALLOWED

1.	404	2008
2.	399	2000
3.	388	1999
4.	383	1997
5.	369	2010
6.	353	1985
7.	346	2003
8.	346	1986
9.	336	2009
10.	325	1998

MOST STRIKEOUTS

1.	593	1999
2.	577	1996
3.	569	2005
4.	526	1998
5.	514	2010
6.	498	1997
7.	497	2021
8.	493	2006
9.	487	2009
10.	479	2015

WALKS

1.	297	1981
2.	278	1989
3.	270	2008
4.	270	1982
5.	269	1980
6.	266	2000
7.	260	2017
8.	259	2013
9.	257	1983
10.	248	2015
11.	248	1985

WILD PITCHES

1.	88	2017
2.	66	2008
3.	62	1999
4.	61	1997
5.	57	2007
6.	54	1993
7.	53	2015
8.	53	2010
9.	52	2013
10.	52	2000

HIT BY PITCH

1.	62	2005
2.	60	2014
3.	54	2013
4.	53	2008
5.	51	2007
6.	48	1999
7.	47	2012
8.	46	2001
9.	44	2009
10.	44	2000

PUTOUTS

1.	1,866	1996
2.	1,855	1997
3.	1,825	1999
4.	1,789	2010
5.	1,765	2002
6.	1,745	2006
7.	1,735	2000
8.	1,722	2013
9.	1,689	1995
10.	1,685	2005

ASSISTS

1.	798	1997
2.	787	1996
3.	759	2013
4.	745	2002</

INDIVIDUAL SEASON LEADERS

BATTING RECORDS

1946	Herb Chapman, OF	.368
1947	Herb Chapman, OF	.322
1948	Jennings Byrd, 1B	.351
1949	Ed White, LF	.402
1950	Ed White, LF	.448
1951	Mike Mizraney, 1B	.405
1952	Bobby Carr, CF	.329
1953	Jerry Watford, OF	.342
1954	Tom Miller, OF	.442
1955	Bobby Hunt, OF	.439
1956	Herb Kosten, 3B	.393
1957	Fred Frickie, 1B	.405
1958	Legrant Scott, 2B	.348
1959	Ken Chapman, RF	.469
1960	Gene Giainni, RF	.409
1961	Bobby Tarver, OF	.417
1962	Glendel Baler, OF	.354
1963	Ashton Wells, OF	.396
1964	Mickey Andrews, OF	.324
1965	Bill Scudder, LF	.341
1966	Joe McCorquodale, 1B	.355
1967	George Johnson, CF	.340
1968	Stan Moss, 3B	.342
1969	Jack Traffanstedt, LF	.321
1970	Terry Dubose, CF	.315
1971	Zack Rogers, 1B	.287
1972	Rex Bynum, LF	.391
1973	Robin Cary, CF	.319
1974	Robin Cary, CF	.346
1975	Larry Keenum, SS	.310
1976	Larry Keenum, SS	.392
1977	Johnny Wright, CF Jeff Tillman, DH Chris Arago, SS	.336
1978	Maxie Kizzire, C	.324
1979	Tommy Belk, 3B	.309
1980	Sal Valenti, 2B	.352
1981	David Magadan, 3B	.389
1982	Chris Glass, 2B	.405
1983	David Magadan, 1B	.525
1984	Kyle Bryan, LF	.394
1985	Doug Duke, C	.388
1986	Mike Twardoski, RF	.399
1987	Deron White, LF	.347
1988	Jason Bridges, RF	.351
1989	Cary Williams, CF	.367
1990	Joe Vitiello, LF	.364
1991	Joe Vitiello, LF	.395
1992	Frank Menechino, 2B Robby Glenn, 1B	.349
1993	Al Drumheller, RF	.323
1994	Jason Jordan, 1B	.324
1995	Chris Moller, 1B	.405
1996	Dax Norris, C	.370
1997	Roberto Vaz, OF/DH	.400
1998	G.W. Keller, RF	.377
1999	Andy Phillips, SS	.398
2000	Brent Boyd, 3B	.360
2001	Jeremy Brown, C	.363
2002	Peter Stonard, 2B/OF	.411
2003	Travis Garner, CF	.365
2004	Allen Rice, 2B	.333
2005	Gabe Scott, OF	.364
2006	Emeel Salem, OF	.365
2007	Emeel Salem, OF	.351
2008	Josh Rutledge, SS	.369
2009	Jake Smith, 3B	.359
2010	Taylor Dugas, CF	.395
2011	Taylor Dugas, CF	.349
2012	Taylor Dugas, CF	.343
2013	Brett Booth, C	.290
2014	Austen Smith, 1B	.316
2015	Mikey White, SS	.339
2016	Chance Vincent, INF	.291
2017	Kyle Kaufman, DH/C	.301
2018	Chandler Avant, 2B	.295
2019	Tyler Gentry, RF	.310
2020	Tyler Gentry, RF	.429

2021	Zane Denton, 3B	.308
------	-----------------	------

AT-BATS

1946	Herb Chapman, CF	87
1947	Herb Chapman, CF	96
1948	J.F. Sharp, 2B	68
1949	Ed White, LF	77
	Jim Huffstuffer, OF	
1950	Ned Folmar, 3B	92
1951	Earl Martin, CF	84
1952	Leon Adair, 2B	100
1953	Jerry Belk, 3B	77
1954	Bobby Hunt, OF	65
1955	Bobby Hunt, OF	98
	Dan Thompson, SS	
1956	Bobby Barnes, LF	87
1957	Dale Rice, CF	83
1958	Dale Rice, CF	79
1959	Ken Chapman, OF	64
1960	Ken Chapman, OF	72
1961	Jerry Ellis, 2B	80
1962	Jerry Ellis, 2B	92
1963	Bill Oliver, OF	94
1964	George Winstead, OF	84
1965	George Johnson, CF	91
1966	John Mosley, 3B	80
1967	George Johnson, CF	162
1968	Jack Traffanstedt, LF	123
1969	Bill Parker, CF	135
1970	Terry, Dubose, CF	108
1971	Mark Gray, SS	151
1972	Robin Cary, 2B	126
1973	Butch Hobson, 3B	120
1974	Joe Hawley, SS	143
1975	Larry Keenum, SS	207
1976	Ron Hamilton, CF	142
1977	Johnny Wright, CF	146
1978	Steve Houlberg, SS	146
1979	Steve Houlberg, SS	140
1980	David Fowke, LF Sal Valenti, 2B	162
1981	David Fowke, LF Bobby Pierce, RF	214
1982	David Reaves, 1B	206
1983	Allan Stallings, CF	231
1984	Frank Velleggia, C	208
1985	Mike Twardoski, RF	216
1986	Ted Williams, CF	252
1987	Omar Fernandez, CF	180
1988	Robert Fletcher, 2B	195
1989	Pat Monti, SS	240
1990	John Farrell, RF	209
1991	Juan DeBrand, SS	252
1992	Mick Kerns, CF	217
1993	Chris Smelley, 1B	191
1994	Jason Jordan, 1B	210
1995	Dax Norris, C	254
1996	Dax Norris, C	284
1997	David Tidwell, OF	295
1998	Paul Phillips, OF	273
1999	G.W. Keller, OF	270
2000	Sam Bozanich, 2B	275
2001	Brent Boyd, 2B	226
2002	Scott McClanahan, OF	269
2003	Travis Garner, CF	251
2004	Zac Welch, 1B	190
2005	Cale Iorg, SS	236
2006	Emeel Salem, OF	284
2007	Emeel Salem, OF	231
2008	Josh Rutledge, SS	268
2009	Josh Rutledge, SS	239
2010	Josh Rutledge, SS	297
2011	Taylor Dugas, CF Jared Reaves, SS	241
2012	Jared Reaves, SS	215
2013	Georgie Salem, CF	264
2014	Georgie Salem, CF	259
2015	Chandler Avant, INF/OF	248
2016	Cobie Vance, 2B	225
2017	Chandler Avant, SS	231

2018	Cobie Vance, 3B	225
2019	Brett Auerbach, C/3B	211
2020	Brett Auerbach, C/UTL	67
2021	Peyton Wilson, 2B/UTL	248

HITS

1946	Herb Chapman, CF	32
1947	Herb Chapman, CF	31
1948	Ed White, LF	35
1949	Ed White, LF	31
1950	Ed White, LF	33
1951	Mike Mizraney, 1B	28
1952	Jerry Belk, 3B Bobby Carr, CF	31
1953	Ron Welch, SS	18
1954	Tom Miller, OF	27
1955	Bobby Hunt, OF	43
1956	Herb Kosten, 3B	33
1957	Fred Frickie, 1B	32
1958	Jack Kubiszyn, SS	25
1959	Ken Chapman, OF	30
1960	Ken Chapman, OF	29
1961	Tommy Hill, OF	27
1962	Glendel Baker, OF	34
1963	Ashton Wells, OF	36
1964	Sammy Bryant, 1B	26
1965	Bill Scudder, LF	29
1966	Joe McCorquodale, 1B	27
1967	George Johnson, CF	55
1968	Stan Moss, 3B	40
1969	Jack Traffanstedt, LF	43
1970	Terry Dubose, CF	34
1971	Mark Gray, SS	43
1972	Rex Bynum, LF	39
1973	Butch Hobson, 3B	38
1974	Joe Hawley, SS	38
1975	Larry Keenum, SS	66
1976	Ron Hamilton, OF	48
1977	Johnny Wright, CF	49
1978	Steve Houlberg, SS	45
1979	Steve Houlberg, SS	43
1980	Sal Valenti, 2B	57
1981	David Magadan, 3B	77
1982	David Magadan, 1B	77
1983	David Magadan, 1B	114
1984	Frank Velleggia, C	73
1985	Mike Twardoski, RF	71
1986	Mike Twardoski, RF	97
1987	Deron White, LF	59
1988	Robert Fletcher, 2B	66
1989	Brent Reese, 1B Pat Monti, SS	70
1990	John Farrell, RF	74
1991	Joe Vitiello, LF	87
1992	Robby Glenn, 1B	68
1993	Al Drumheller, RF Chris Smelley, 1B	61
1994	Jason Jordan, 1B	68
1995	Chris Moller, 1B	87
1996	Dax Norris, C	105
1997	Roberto Vaz, OF/DH Andy Phillips, 3B	102
1998	Paul Phillips, OF	94
1999	G.W. Keller, OF	107
2000	Sam Bozanich, 2B	98
2001	Brent Boyd, 2B	76
2002	Peter Stonard, 2B/OF	97
2003	Travis Garner, CF	88
2004	Allen Rice, 2B	61
2005	Gabe Scott, OF	67
2006	Emeel Salem, OF	101
2007	Emeel Salem, OF	81
2008	Josh Rutledge, SS	99
2009	Taylor Dugas, LF	83
2010	Josh Rutledge, SS	107
2011	Taylor Dugas, CF	84
2012	Taylor Dugas, CF	71
2013	Georgie Salem, CF	71
2014	Georgie Salem, CF Ben Moore, RF	73

2015	Casey Hughston, RF	78
2016	Chance Vincent, INF	62
2017	Chandler Avant, SS	66
2018	Cobie Vance, 3B	66
2019	Tyler Gentry, RF	65
2020	Brett Auerbach, C/UTL	26
2021	Peyton Wilson, 2B/UTL	72

RUNS

1946	Roy Johnson, OF	30
1947	Herb Chapman, OF	22
1948	Hugh Morrow, CF	20
1949	Ed White, LF	20
1950	Ed White, LF	34
1951	Mike Mizraney, 1B George Howell, SS	19
1952	Bobby Carr, CF	26
1953	Ron Welch, SS	18
1954	Ron Welch, SS	19
1955	Bobby Hunt, OF	23
1956	Herb Kosten, 3B	30
1957	Herb Kosten, 3B	24
1958	Jack Kubiszyn, SS	20
1959	Tommy Proctor, LF	19
1960	Ken Chapman, OF	22
1961	Tommy Hill, OF	25
1962	Tommy Hill, OF	19
1963	Bill Oliver, OF	23
1964	Ashton Wells, OF Sammy Bryant, 1B	23
1965	George Johnson, CF	19
1966	John Holley, CF	19
1967	George Johnson, CF	32
1968	Stan Moss, 3B	24
1969	Bill Parker, CF Jack Traffanstedt, LF	24
1970	Mark Gray, SS	13
1971	David Mewbourne, 2B	37
1972	Rex Bynum, LF	30
1973	Butch Hobson, 3B Randy Collins, RF Paul Spivey, LF	20
1974	James White, 3B Anthony Davidson, RF	32
1975	Larry Keenum, SS	39
1976	Larry Keenum, SS	30
1977	Johnny Wright, CF	38
1978	Steve Houlberg, SS	31
1979	Steve Houlberg, SS	30
1980	David Fowke, LF	37
1981	Bobby Pierce, OF	47
1982	Jamey Merritt, OF	51
1983	Bret Elbin, 3B	88
1984	Ted McClendon, 3B	56
1985	Allan Stallings, CF	54
1986	Mike Twardoski, RF	73
1987	Omar Fernandez, CF	48
1988	Robert Fletcher, 2B	53
1989	Brent Reese, 1B	53
1990	Joe Vitiello, LF	52
1991	Mick Kerns, CF	62
1992	Mick Kerns, CF	51
1993	Al Drumheller, RF	43
1994	Jason Jordan, 1B	40
1995	Brett Taft, SS	50
1996	Joe Caruso, 2B	76
1997	Roberto Vaz, OF/DH	87
1998	Paul Phillips, OF	69
1999	G.W. Keller, OF	85
2000	Brent Boyd, 3B	74
2001	Aaron Clark, 1B	66
2002	Scott McClanahan, OF	68
2003	Travis Garner, OF Beau Heard, 3B Adam Pavkovich, SS	64
2004	Allen Rice, 2B	39
2005	Evan Bush, 3B	46
2006	Emeel Salem, OF	67
2007	Emeel Salem, OF	61

INDIVIDUAL SEASON LEADERS

2008	Josh Rutledge, SS	62
2009	Josh Rutledge, SS	64
2010	Taylor Dugas, CF	70
2011	Taylor Dugas, CF	60
2012	Taylor Dugas, CF	41
2013	Kenny Roberts, 3B	48
2014	Mikey White, SS	50
2015	Mikey White, SS	48
2016	Georgie Salem, CF	36
2017	Chandler Taylor, RF	39
2018	Cobie Vance, 3B	43
2019	Tyler Gentry, RF	37
	T.J. Reeves, OF/DH	
2020	Brett Auerbach, C/UTL	22
2021	Peyton Wilson, 2B/UTL	46

RBI

1946	Herb Chapman, OF	29
1947	Herb Chapman, OF	17
1949	Dick Dill, C	20
1950	Ed White, LF	17
1951	Earl Martin, CF	20
1952	Dick Hearn, RF	26
1953	Jerry Belk, 3B	12
	Jerry Watford, OF	
1954	Tom Miller, OF	25
1955	Bobby Hunt, OF	32
1956	Fred Frickie, 1B	22
	Norman Koury, LF	
1957	Fred Frickie, 1B	22
	Jack Kubiszyn, SS	
1958	Bobby Ledford, OF	18
1959	Ken Chapman, OF	16
1960	Ken Chapman, OF	19
1961	Tommy Hill, OF	22
1962	Tommy Hill, OF	25
1963	Buddy French, C	17
1964	Sammy Bryant, 1B	14
1965	Bill Scudder, RF	14
	Sammy Bryant, 1B	
1966	Joe McCorquodale, 1B	14
1967	Joe McCorquodale, 1B	14
1968	Stan Moss, 3B	26
1969	J.C. Ranelli, SS	25
1970	Randy Collins, RF	13
1971	Ron Hardin, LF	21
1972	Glenn Woodruff, C	38
1973	Butch Hobson, 3B	37
1974	James White, 3B	30
1975	Larry Keenum, SS	40
1976	Jeff Tillman, DH	28
1977	Jeff Tillman, DH	37
1978	Steve Houlberg, SS	28
1979	Dave Atkins, C	20
1980	Dave Atkins, C	37
1981	David Magadan, 3B	43
1982	David Magadan, 1B	50
1983	David Magadan, 1B	95
1984	Mike Pitisci, 1B	70
1985	Doug Duke, C	67
1986	Doug Duke, C	82
1987	Deron White, LF	47
1988	Jason Bridges, RF	43
1989	Cary Williams, CF	61
1990	Joe Vitiello, LF	53
1991	Joe Vitiello, LF	67
1992	Mick Kerns, CF	54
1993	Al Drumheller, RF	38
1994	Kevin Nichols, 1B	43
1995	Chris Moller, 1B	44
	Dustan Mohr, RF	
1996	Joe Caruso, 2B	63
1997	Dustan Mohr, RF	79
1998	Andy Phillips, 3B	82
1999	G.W. Keller, OF	72
2000	Sam Bozanich, 2B	83
2001	Aaron Clark, 1B	71
2002	Jeremy Brown, C	64
2003	Beau Hearod, RF	82
2004	Zac Welch, 1B	46

2005	Evan Bush, 3B	55
2006	Matt Downs, 3B	62
2007	Alex Avila, DH	61
2008	Alex Avila, DH	62
2009	Kent Matthes, RF	81
2010	Josh Rutledge, SS	69
2011	Jared Reaves, SS	47
2012	Jared Reaves, SS	34
2013	Ben Moore, RF	41
2014	Ben Moore, RF	39
	Austen Smith, 1B	
2015	Casey Hughston, RF	44
2016	Chandler Taylor, RF	33
2017	Chandler Taylor, RF	34
2018	Chandler Avant, 2B	38
2019	Tyler Gentry, RF	42
2020	Owen Diodati, DH	22
2021	Sam Praytor, C	48

HOME RUNS

1946	Herb Chapman, OF	3
1947	Herb Chapman, OF	3
1948	Jack Rutledge, SS	4
	J.F. Sharp, 2B	
1949	Ed White, LF	4
1950	Ed White, LF	7
1951	George Howell, SS	3
	Clell Hobson, OF	
1952	Dick Hearn, RF	5
1953	Jerry Belk, 3B	2
1954	Bobby Hunt, OF	3
1955	Bobby Hunt, OF	4
1956	Norman Koury, LF	3
1957	Jack Kubiszyn, SS	3
	Bill Walker, RF	
1958	Legrant Scott, 2B	3
	Bobby Ledford, OF	
1959	Ken Chapman, OF	2
	Tony Proctor, LF	
	Gene Beard, C	
1960	Ken Chapman, OF	5
1961	Tommy Hill, OF	5
1962	Tommy Hill, OF	5
1963	Buddy French, C	3
1964	Mickey Andrews, OF	4
	Ashton Wells, RF	
1965	Buddy French, C	3
	George Johnson, CF	
	John Mosley, 3B	
1966	John Holley, RF	3
	Joe McCorquodale, 1B	
1967	George Johnson, CF	5
1968	Stan Moss, 3B	7
1969	J.C. Ranelli, SS	2
1970	Randy Collins, RF	3
1971	David Mewbourne, 2B	6
1972	Glenn Woodruff, C	7
	Paul Spivey, CF	
1973	Butch Hobson, 3B	13
1974	James White, 3B	5
	Rich Porter, C	
1975	James White, 3B	6
1976	Larry Keenum, SS	7
1977	Johnny Wright, CF	7
	Jeff Tillman, DH	
1978	Johnny Wright, CF	9
1979	Dave Atkins, C	4
1980	Dave Atkins, C	9
1981	Randy Hunt, C	12
1982	Rob Skates, DH	10
1983	Frank Velleggia, C	12
1984	Mike Pitisci, 1B	20
1985	Doug Duke, C	22
1986	Doug Duke, C	27
1987	Deron White, LF	11
1988	Jason Bridges, CF	12
1989	Cary Williams, CF	16
1990	Joe Vitiello, LF	11
1991	Joe Vitiello, LF	15
1992	Mick Kerns, CF	16

1993	Al Drumheller, RF	8
	Brett Anderson, 3B	
1994	Kevin Nichols, 3B	13
1995	Dustan Mohr, OF	12
1996	Joe Caruso, 2B	14
1997	Dustan Mohr, RF	25
1998	Matt Frick, C	22
1999	Andy Phillips, SS	22
2000	Sam Bozanich, 2B	18
2001	Aaron Clark, 1B	20
2002	Scott McClanahan, OF	14
2003	Beau Hearod, RF	20
2004	Evan Bush, 3B/OF	8
2005	Evan Bush, 3B	17
2006	Kody Valverde, C	12
2007	Alex Avila, DH	14
2008	Alex Avila, DH	17
2009	Kent Matthes, RF	28
2010	Clay Jones, 1B	17
2011	Taylor Dugas, CF	8
2012	Jared Reaves, SS	4
	Brett Booth, C/3B	
2013	Austen Smith, 1B	7
2014	Ben Moore, RF	9
2015	Will Haynie, C	8
2016	Will Haynie, C	10
2017	Chandler Taylor, RF	16
2018	Chandler Taylor, RF	13
2019	Tyler Gentry, RF	13
2020	Sam Praytor, C	6
2021	Sam Praytor, C	14

TRIPLES

1946	D.J. Gambrell, C	2
1947	Jennings Byrd, 1B	4
1948	Jennings Byrd, 1B	4
1949	Jennings Byrd, 1B	2
1950	Ed White, LF	2
1951	Earl Martin, CF	2
1952	Jerry Belk, 3B	2
	Clell Hobson, OF	
	Leon Adair, 2B	
1953	Jim Grant, 1B	4
1954	Tom Miller, OF	4
1955	Bobby Hunt, OF	4
1956	Fred Frickie, 1B	3
1957	Chuck Bancroft, 2B	3
1958	Legrant Scott, 2B	2
	Bobby Ledford, OF	
1959	Ken Chapman, OF	3
1960	Ken Chapman, OF	5
1961	Tommy Moore, 1B	3
1962	Glendel Baker, OF	3
1963	Bill Oliver, OF	5
1964	Buddy French, C	1
1965	Buddy French, C	4
1966	John Holley, RF	2
1967	Joe McCorquodale, 1B	3
	George Johnson, CF	
1968	Stan Moss, 3B	2
	Bill Parker, CF	
1969	Jack Traffanstedt, LF	3
1970	Terry Dubose, CF	2
	Rex Bynum, LF	
1971	Mark Gray, SS	3
1972	Rex Bynum, LF	2
	Zack Rogers, 1B	
1973	Robin Cary, CF	1
	Butch Hobson, 3B	
	Paul Spivey, LF	
	James White, SS	
1974	Anthony Davidson, RF	3
1975	Larry Mims, RF	5
1976	Ron Hamilton, CF	4
	Mark Salem, CF	
	Randy Bonner, C	
1977	Johnny Wright, CF	2
	Chris Arago, SS	
	Dunn McKelvey, 1B	
	Joe Fennor, RF	

	Tommy Belk, 3B	
1978	Johnny Wright, CF	2
	Chris Arago, SS	
1979	Dave Atkins, C	2
1980	Dave Atkins, C	2
	Dave Fowke, LF	
1981	Bobby Pierce, OF	5
1982	Rusty Barton, OF	5
1983	Allan Stallings, CF	6
1984	Kyle Bryan, LF	3
	Dee Smithy, RF	
1985	Mike Twardoski, RF	3
	Tim Smith, SS	
1986	Mike Twardoski, RF	4
1987	Omar Fernandez, CF	3
	Ralph Lusian, 2B	
1988	Robert Fletcher, 2B	2
1989	Cary Williams, CF	5
1990	John Farrell, RF	5
1991	Kyle Walck, 2B	5
1992	Frank Menechino, 2B	5
	Brad Oliver, 2B	
1993	Brett Anderson, 3B	3
	Brad Oliver, CF	
1994	Shane Watts, OF	2
1995	Dustan Mohr, OF	4
1996	Joe Caruso, 2B	5
1997	Roberto Vaz, OF/DH	9
1998	G.W. Keller, RF	3
1999	Andy Phillips, SS	6
	Derek Wigginton, OF	
2000	Darren Wood, OF	5
2001	Scott McClanahan, OF	3
2002	Peter Stonard, 2B/OF	5
2003	Travis Garner, OF	4
	Beau Hearod, RF	
2004	Allen Rice, 2B	3
2005	Morrow Thomley, OF	4
2006	Emeel Salem, OF	7
2007	Emeel Salem, OF	3
	Brandon May, 2B	
2008	Tyler Odle, OF	4
	Ross Wilson, 2B	
2009	Jake Smith, 3B	2
	Kent Matthes, OF	
	Ross Wilson, 2B	
	Taylor Dugas, LF	
	Brandon May, INF	
	Josh Rutledge, SS	
2010	Taylor Dugas, CF	5
2011	Taylor Dugas, CF	4
2012	Taylor Dugas, CF	7
2013	Ben Moore, OF	4
2014	Mikey White, SS	2
	Casey Hughston, OF	
2015	Mikey White, SS	6
2016	Chandler Taylor, RF	3
2017	Chandler Avant, SS	2
	Hunter Alexander, 1B/OF	
2018	Joe Breaux, OF	2
2019	Morgan McCullough, 2B	3
2020	Zane Denton, 3B	1
	Owen Diodati, DH	
	Jackson Tate, OF	
	Drew Williamson, 1B	
2021	Jim Jarvis, SS	3

DOUBLES

1946	D.J. Gambrell, C	5
1947	Herb Chapman, OF	6
	Jack Rutledge, SS	
1948	Hugh Morrow, CF	4
1949	Ed White, LF	4
1950	George Howell, SS	8
1951	Mike Mizraney, 1B	7
	George Howell, SS	
1952	Bobby Carr, CF	5
	Dick Hearn, RF	

INDIVIDUAL SEASON LEADERS

1953	Cecil Ingram, 2B	4
1954	Jerry Belk, 3B	6
1955	Bobby Hunt, OF	4
	Buddy Morrison, OF	
1956	Shep Frazier, 2B	5
1957	Fred Frickie, 1B	7
1958	Bill Walker, 1B	6
1959	Tony Proctor, LF	4
1960	Tommy Hill, OF	5
1961	Leonard Bell, 3B	9
1962	Bobby Tarver, SS	7
1963	Larry Anderson, C	6
1964	Buddy French, C	4
1965	Bill Scudder, LF	7
1966	John Holley, RF	5
1967	George Johnson, CF	6
	Joe McCorquodale, 1B	
1968	Stan Moss, 3B	8
1969	J.C. Ranelli, SS	8
1970	Zack Rogers, 1B	6
1971	Terry Dubose, RF	7
1972	Glenn Woodruff, C	9
	Zack Rogers, 1B	
1973	Butch Hobson, 3B	6
	Randy Collins, RF	
1974	Rich Potter, C	9
	Anthony Davidson, RF	
1975	James White, 3B	15
1976	Randy Bonner, OF	7
1977	Tommy Belk, 3B	8
1978	Johnny Wright, CF	9
1979	Dave Atkins, C	10
1980	Bobby Pierce, OF	18
1981	David Magadan, 3B	20
1982	Chris Glass, 2B	15
1983	David Magadan, 1B	31
1984	Ted McClendon, 3B	20
1985	Mike Twardoski, RF	17
	Ted McClendon, 3B	
1986	Pat Bailey, DH	16
	Doug Duke, C	
	Eddie Looper, 3B	
	Mike Twardoski, RF	
1987	Robert Fletcher, 3B	13
1988	Robert Fletcher, 2B	15
1989	Hunter Plott, DH	13
	Brian Reese, 1B	
1990	Joe Vitiello, LF	14
	Hunter Plott, 1B	
1991	Joe Vitiello, LF	20
1992	Tim Boge, C	15
1993	Brett Anderson, 3B	12
1994	Jason Jordan, 1B	14
1995	Dax Norris, C	18
	Brett Taft, SS	
1996	Dax Norris, C	21
	Dustan Mohr, RF	
1997	Andy Phillips, 3B	25
1998	Sam Bozanich, 2B	17
1999	Andy Phillips, SS	22
2000	Sam Bozanich, 2B	20
2001	Aaron Clark, 1B	15
2002	Peter Stonard, 2B/OF	22
	Scott McClanahan, OF	
2003	Adam Pavkovich, SS	27
2004	Zac Welch, 1B	14
2005	Morrow Thomley, RF	14
2006	Matt Downs, 3B	16
2007	Alex Avila, DH	14
2008	Brandon May, 2B	18
2009	Brandon May, 2B	20
2010	Josh Rutledge, SS	16
2011	Jared Reaves, SS	22
2012	Taylor Dugas, CF	12
2013	Austen Smith, 1B	15
2014	Wade Wass, DH/C	19
2015	Mikey White, SS	19
2016	Cody Henry, 1B/DH	16
2017	Chandler Avant, SS	15
2018	Chandler Avant, 2B	15

2019	Brett Auerbach, C/3B	12
	Tyler Gentry, RF	
	Keith Holcombe, LF	
	Morgan McCullough, 2B	
2020	Brett Auerbach, C/UTL	8
2021	Peyton Wilson, 2B/UTL	13

STOLEN BASES

1948	Hugh Morrow, CF	4
1950	Ned Folmar, 3B	10
1951	Earl Martin, CF	10
1952	Bobby Carr, CF	10
1953	Cecil Ingram, 2B	3
	Charles Olgiati, C	
1954	Ron Welch, SS	4
1955	Chuck Bancroft, 2B	11
1956	Chuck Bancroft, 2B	14
1957	Herb Kosten, 3B	6
1958	Legrant Scott, 2B	15
1959	Gene Beard, C	2
	Gene Giannini, SS	
1960	Gene Giannini, SS	4
1961	Leonard Bell, 3B	3
1962	Glendel Baker, OF	6
1963	Bill Oliver, OF	10
1965	Mike Box, 2B	3
1966	Joe McCorquodale, 1B	5
1967	Lynn Bailey, 2B	6
1968	Bill Parker, 2B	5
1969	Jack Traffanstedt, LF	12
1970	Zack Rogers, 1B	5
1971	David Mewbourne, 2B	6
1972	Robin Cary, CF	9
1973	Robin Cary, CF	8
1974	Anthony Davidson, RF	11
1975	Norman Lacey, LF	12
1976	Ron Hamilton, CF	6
1977	Chris Arago, SS	29
1978	Chris Arago, SS	24
1979	Steve Houlberg, SS	9
1980	David Fowke, LF	18
1981	David Fowke, LF	50
1982	Chris Glass, 2B	24
1983	Craig Shipley, SS	19
1984	Craig Shipley, SS	16
1985	Allan Stallings, CF	13
1986	Ted Williams, CF	44
1987	Ralph Lusian, 2B	33
1988	Robert Fletcher, 2B	33
1989	Cary Williams, CF	22
1990	John Farrell, RF	22
1991	Mickey Kerns, CF	19
1992	Frank Menechino, 2B	22
1993	Brad Oliver, CF	17
1994	Anthony Dubose, OF	9
1995	Tad Peterson, 3B	14
1996	David Tidwell, LF	27
1997	David Tidwell, OF	35
1998	Paul Phillips, OF	18
1999	G.W. Keller, OF	40
2000	Sam Bozanich, 2B	29
2001	Scott McClanahan, OF	15
2002	Travis Garner, OF	26
2003	Travis Garner, CF	19
2004	Allen Rice, 2B	11
2005	Cale Iorg, SS	15
2006	Emeel Salem, OF	36
2007	Emeel Salem, OF	23
2008	Josh Rutledge, SS	13
2009	Kent Matthes, RF	13
	Taylor Dugas, LF	
2010	Taylor Dugas, CF	19
2011	Brock Bennett, C	9
2012	Ben Moore, RF/C	10
2013	Ben Moore, OF	16
2014	Ben Moore, OF	8
2015	Georgie Salem, CF	17
2016	Georgie Salem, CF	8
2017	Chandler Taylor, RF	7

2018	Joe Breaux, OF	7
	Cobie Vance, 3B	
2019	Brett Auerbach, C/3B	9
	T.J. Reeves, OF/DH	
2020	Brett Auerbach, C/UTL	12
2021	Peyton Wilson, 2B/UTL	10

APPEARANCES

1965	Dickie Towers	13
1966	Dickie Towers	9
1967	Jan Douglas	16
1968	Eddie Propst	14
	Jackie Glover	
1969	Mike Innes	14
	Jackie Glover	
1970	David Youell	13
1971	David Youell	20
1972	David Youell	12
1973	Stan Chaney	14
1976	Jimbo Lindsay	16
1977	Bobby Sprowl	18
	Mike Reading	
1978	Bob Greenwald	10
1979	Terry Asher	19
1980	Dennis Alvarez	16
1981	Alan Dunn	17
1982	Pete Ferrer	20
1983	Troy Brauchle	32
1984	Troy Brauchle	20
1985	Greg Hibbard	36
1986	Greg Hibbard	39
1987	Jake Stout	27
1988	Mike Soper	24
1989	Jon Henn	29
1990	Ben Short	24
1991	Ben Short	36
1992	Al Drumheller	23
1993	Mike MacDonald	24
1994	Jerry Stubbs	34
1995	Tim Young	26
1996	Tim Young	23
	Andy Bernard	
1997	Jarrod Kingrey	33
1998	Jarrod Kingrey	34
1999	Jonathan Blankenship	34
2000	Bryce Heath	28
2001	Jared Woodward	25
2002	Brian Reed	27
2003	Brian Reed	30
2004	Seth Johnson	23
2005	David Robertson	32
2006	David Robertson	28
2007	Josh Copeland	27
2008	Josh Copeland	28
2009	Nathan Kilcrease	24
2010	Nathan Kilcrease	34
2011	Jonathan Smart	31
2012	Jake Hubbard	29
2013	Ray Castillo	26
2014	Thomas Burrows	24
2015	Thomas Burrows	27
2016	Matt Foster	25
2017	Mike Oczypok	25
2018	Dylan Duarte	28
2019	Deacon Medders	24
2020	Landon Green	6
	Tyler Ras	
2021	William Freeman	24

COMPLETE GAMES

1954	Gene Lary	6
1955	Gene Lary	8
1956	Frank Roland	10
1957	Bobby Ledford	6
	Frank Roland	
1958	Walt Massey	6
1959	Pete Reaves	5
1960	Joe Sims	5
1961	Russell Sikes	5
1963	Earl Griffin	3

1965	Dickie Towers	6
1966	Freddie Glass	3
1967	Freddie Glass	6
1968	Eddie Propst	5
	Jackie Glover	
1969	Mike Innes	7
1970	Mike Innes	4
1971	Ricky Rucker	2
	Steve Bryant	
	Gary Mims	
	Bernie Strawn	
1972	Bernie Strawn	7
1973	Bernie Strawn	7
1974	Jimmy Archibald	5
1975	Drew Blocker	6
1976	Jimbo Lindsay	7
1977	Bobby Sprowl	7
1978	Terry Asher	3
	Ben Flagler	
	Leroy Russell	
1979	Terry Asher	5
1980	David Zitkus	5
1981	Vince Barrentine	7
1982	Dean Hayes	4
1983	Dean Hayes	3
1984	Tim Meacham	5
1985	Jeff Oyster	3
1986	Mike Sodders	3
	Pete Roberts	
1987	David Oropeza	6
1988	Mike Sodders	5
1989	Tommy Milstead	4
1990	Mark Roberts	3
1991	Joe Vitiello	2
	Dennis Walsh	
1992	Carey Lundstrom	4
	Al Drumheller	
1993	Bernie Bellard	3
1994	Chris Eilers	1
1995	Chris Eilers	7
1996	Andy Bernard	2
	Joel Colgrove	
1997	Five Tied	1
1998	Pete Fisher	3
1999	Manny Torres	5
2000	Scott Murphy	5
2001	Lance Cormier	6
2002	Lance Cormier	6
2003	Brent Carter	6
2004	Wade LeBlanc	8
2005	Wade LeBlanc	2
2006	Wade LeBlanc	3
	Tommy Hunter	
2007	Tommy Hunter	2
2008	Austin Hyatt	2
2009	Austin Hyatt	2
2010	Jimmy Nelson	3
2011	Nathan Kilcrease	2
2012	None	---
2013	Charley Sullivan	2
2014	Geoffrey Bramblett	1
	Taylor Guilbeau	
	Justin Kamplain	
	Jon Keller	
	Spencer Turnbull	
2015	Geoffrey Bramblett	1
	Taylor Guilbeau	
2016	None	---
2017	None	---
2018	Jake Walters	1
2019	Sam Finnerty	1
2020	None	---
2021	Dylan Smith	1

GAMES STARTED

1965	Dickie Towers	11
1966	Dickie Towers	8
1967	Freddie Glass	14
1968	Eddie Propst	12
1969	Mike Innes	14

INDIVIDUAL SEASON LEADERS

1970	Mike Innes	11
1971	Gary Mims	10
1972	Bernie Strawn	8
1973	Jimmy Archibald	9
1974	Bruce Hodges	9
1975	Drew Blocker	17
1976	Mike Drensky	10
1977	Bobby Sprowl	13
1978	Bob Greenwald	10
1979	Terry Asher	14
1980	Mike Draper	11
1981	Vince Barrentine	14
1982	Dean Hayes	10
1983	Dean Hayes	14
1984	Jeff Oyster	15
1985	Jeff Oyster	18
1986	Pete Roberts	17
1987	Mike Sodders	13
	Gordie Hershisser	
1988	Mike Sodders	15
	David Oropeza	
1989	Mike Soper	15
	Mark Roberts	
1990	Mark Roberts	15
1991	Dennis Walsh	20
1992	Al Drumheller	16
1993	Al Drumheller	16
1994	Chris Eilers	14
1995	Joel Colgrove	16
1996	Joel Colgrove	18
1997	Pete Fisher	18
1998	Justin Smith	15
	Pete Fisher	
1999	Manny Torres	17
2000	Jeremy Vaughn	15
2001	Lance Cormier	14
	Mark Carter	
2002	Lance Cormier	17
2003	Brent Carter	16
2004	Wade LeBlanc	15
2005	T.J. Large	17
2006	Wade LeBlanc	18
2007	Miers Quigley	15
2008	Auston Hyatt	14
2009	Austin Hyatt	15
2010	Adam Morgan	18
2011	Nathan Kilcrease	16
	Adam Morgan	
2012	Charley Sullivan	11
2013	Charley Sullivan	16
2014	Spencer Turnbull	15
	Justin Kamplain	
2015	Geoffrey Bramblett	15
	Taylor Guilbeau	
2016	Geoffrey Bramblett	15
	Jake Walters	
2017	Dylan Duarte	13
	Jake Walters	
2018	Sam Finnerty	14
	Jake Walters	
2019	Sam Finnerty	14
2020	Antoine Jean	4
	Connor Prielipp	
	Connor Shamblin	
2021	Dylan Smith	16

WINS

1946	Thayer Bellis (5-2)	5
1947	Joe Kirkland (6-2)	6
1948	Joe Kirkland (6-2)	6
1949	Gordon Pettus (5-0)	5
1950	Frank Lary (10-2)	10
1951	Al Lary (6-2)	6
1952	Gene Lary (5-2)	5
1953	John P. Anderson (5-4)	5
1954	John P. Anderson (5-4)	5
1955	Gene Lary (8-2)	8
1956	Frank Roland (12-0)	12
1957	Bobby Ledford (6-1)	6
1958	Walt Massey (5-1)	5

1959	Pete Reaves (4-1)	4
1960	Joe Sims (6-1)	6
1961	Russell Sikes (4-2)	4
1962	Earl Griffin (7-3)	7
1963	Harvey Daravich (3-0)	3
	Alan Kosten (3-1)	
1964	Tim Thompson (4-3)	4
1965	Dickie Towers (5-6)	5
1966	Dickie Towers (4-3)	4
1967	Freddy Glass (9-2)	9
1968	Eddie Propst (8-4)	8
1969	Mike Innes (9-1)	9
1970	Mike Innes (3-6)	3
1971	Ricky Rucker (4-4)	4
	Gary Mims (4-6)	
1972	Bernie Strawn (6-3)	6
1973	Bernie Strawn (6-3)	6
1974	Jimmy Archibald (7-5)	7
1975	Jimbo Lindsay (7-3)	7
	Drew Blocker (7-8)	
1976	Jimbo Lindsay (6-2)	6
	Mike Drensky (6-4)	
1977	Bobby Sprowl (8-6)	8
1978	Terry Asher (6-2)	6
1979	Terry Asher (5-6)	5
1980	Robert Payne (3-3)	3
	Dennis Alvarez (3-3)	
	Mike Draper (3-5)	
1981	Vince Barrentine (10-4)	10
1982	Craig Antush (5-2)	5
1983	Dean Hayes (11-2)	11
	Rick Browne (11-2)	
1984	Jeff Oyster (10-2)	10
1985	Jeff Oyster (9-8)	9
1986	Pete Roberts (10-2)	10
1987	David Oropeza (7-3)	7
1988	David Oropeza (8-4)	8
1989	Tommy Milstead (6-3)	6
	Mark Roberts (6-3)	
	Jon Henn (6-3)	
1990	Tommy Milstead (7-3)	7
	Mark Roberts (7-4)	
1991	Dennis Walsh (11-4)	11
1992	Carey Lundstrom (11-4)	11
1993	Al Drumheller (11-4)	11
1994	John Collins	5
1995	Neal Lamb (7-1)	7
1996	Tim Young (11-3)	11
1997	Heath Henderson (13-2)	13
1998	Jarrold Kingrey (8-4)	8
	B.J. Green (8-2)	
1999	Manny Torres (10-3)	10
	Jonathan Blankenship (10-3)	
2000	Scott Murphy (8-2)	8
2001	Lance Cormier (9-5)	9
2002	Lance Cormier (11-3)	11
2003	Brent Carter (10-3)	10
2004	Wade LeBlanc (8-4)	8
2005	Brent Carter (7-4)	7
	T.J. Large (7-4)	
	David Robertson (7-5)	
2006	Wade LeBlanc (11-1)	11
2007	Tommy Hunter (7-5)	7
2008	Austin Graham (6-2)	6
2009	Austin Hyatt (8-3)	8
2010	Jimmy Nelson (9-3)	9
2011	Nathan Kilcrease (8-4)	8
2012	Taylor Guilbeau (4-2)	4
2013	Mike Oczypok (5-2)	5
	Tucker Hawley (5-2)	
	Charley Sullivan (5-7)	
2014	Justin Kamplain (7-3)	7
2015	Geoffrey Bramblett (8-3)	8
2016	Geoffrey Bramblett (5-4)	5
	Matt Foster (5-3)	
	Jake Walters (5-4)	
2017	Jake Walters (5-5)	5
2018	Sam Finnerty (4-4)	4
	Jake Walters (4-5)	
2019	Sam Finnerty (6-8)	6

2020	Brock Guffey (3-0)	3
	Antoine Jean (3-0)	
	Connor Prielipp (3-0)	
2021	Chase Lee (7-0)	7
	Tyler Ras (7-5)	

LOSSES

1947	Thayer Bellis	2
1951	Al Lary	2
1952	Bill Dunn	3
1953	John Paul Anderson	4
1954	John Paul Anderson	4
1955	Gene Lary	2
1956	Howard Tepper	3
1957	Clyde Eurick	2
1958	Pete Reaves	2
	Bobby Ledford	
1959	Walt Massey	3
1960	Walt Massey	3
1961	Butch Leiby	3
1963	Earl Griffin	4
1965	Dickie Towers	6
1966	Dickie Towers	3
1967	Jackie Glover	7
1968	Jackie Glover	5
1969	Bobby Lynch	5
1970	Mike Innes	6
1971	Larry Mims	6
1972	Bernie Strawn	3
	Jeff Carpenter	
	Stan Chaney	
	David Youell	
1973	Bernie Strawn	3
	Jimmy Archibald	
	Johnny Wheeler	
1974	Jimmy Archibald	4
1975	Drew Blocker	8
1976	Bruce Hodges	5
1977	Bobby Sprowl	6
1978	Bob Greenwald	5
1979	Ronnie Owen	7
1980	Mike Draper	5
	David Zitkus	
1981	Vince Barrentine	4
1982	Dean Hayes	6
1983	Troy Brauchle	4
1984	Troy Brauchle	4
	Tim Meacham	
1985	Jeff Oyster	8
1986	Mike Sodders	4
	Mike Sander	
1987	Mike Sodders	6
1988	Mike Sodders	7
	Pete Roberts	
1989	Mike Soper	8
1990	Mark Roberts	4
1991	Tommy Milstead	4
	Dennis Walsh	
1992	Steve Shoemaker	5
	Al Drumheller	
1993	Bernie Bellard	6
1994	Bernie Bellard	8
1995	Will Schleuss	6
1996	Chris Eilers	5
1997	Andy Bernard	4
1998	Pete Fisher	8
1999	Justin Smith	7
2000	Jonathan Blankenship	6
2001	Lance Cormier	5
2002	Taylor Tankersley	5
2003	Seth Johnson	6
2004	Brandon Belcher	5
	Taylor Tankersley	
2005	David Robertson	5
2006	Bernard Robert	6
2007	Miers Quigley	7
2008	Casey Kebodeaux	5
2009	Nathan Kilcrease	4
2010	Adam Morgan	5
2011	Adam Morgan	7

2012	Spencer Turnbull	6
2013	Charley Sullivan	7
2014	Spencer Turnbull	7
2015	Will Carter	6
	Taylor Guilbeau	
2016	Geoffrey Bramblett	4
	Jake Walters	
2017	Garrett Suchey	7
2018	Jake Walters	5
2019	Sam Finnerty	8
2020	Connor Shamblin	1
2021	Dylan Smith	8

INNINGS PITCHED

1946	Thayer Bellis	66.2
1947	Thayer Bellis	80.1
1948	Joe Kirkland	64.0
1950	Frank Lary	96.2
1951	Al Worthington	65.0
1952	Gene Lary	67.1
1953	John Paul Anderson	70.2
1954	Gene Lary	64.2
1955	Gene Lary	85.2
1956	Frank Roland	95.2
1957	Frank Roland	61.1
1958	Walt Massey	51.1
1959	Pete Reaves	52.1
1960	Joe Sims	62.2
1961	Russell Sikes	45.0
1962	Earl Griffin	72.2
1963	Earl Griffin	50.0
1964	Tim Thompson	67.2
1965	Dickie Towers	85.1
1966	Dickie Towers	58.2
1967	Freddy Glass	80.2
1968	Eddie Propst	89.0
1969	Jackie Glover	87.2
1970	Mike Innes	72.1
1971	Gary Mims	56.1
1972	Bernie Strawn	63.0
1973	Bernie Strawn	58.0
1974	Jimmy Archibald	71.1
1975	Drew Blocker	79.1
1976	Jimbo Lindsay	76.1
1977	Bobby Sprowl	92.0
1978	Bob Greenwald	53.2
1979	Terry Asher	81.0
1980	David Zitkus	64.2
1981	Bryan Kelly	86.1
1982	Craig Antush	76.1
1983	Dean Hayes	112.2
1984	Jeff Oyster	100.0
1985	Jeff Oyster	99.0
1986	Mike Sander	100.0
1987	David Oropeza	94.0
1988	Mike Sodders	82.2
1989	Mike Soper	88.2
1990	Mark Roberts	91.1
1991	Dennis Walsh	104.0
1992	Carey Lundstrom	107.1
1993	Al Drumheller	98.0
1994	Steve Shoemaker	85.2
1995	Chris Eilers	101.0
1996	Joel Colgrove	111.0
1997	Heath Henderson	124.1
1998	Pete Fisher	104.1
1999	Manny Torres	115.0
2000	Scott Murphy	113.2
2001	Lance Cormier	109.2
2002	Lance Cormier	129.0
2003	Brent Carter	122.2
2004	Wade LeBlanc	112.2
2005	T.J. Large	96.1
2006	Wade LeBlanc	129.1
2007	Tommy Hunter	100.1
2008	Austin Hyatt	93.1
2009	Austin Hyatt	103.1
2010	Jimmy Nelson	110.0
2011	Nathan Kilcrease	101.0
2012	Jon Keller	67.1

INDIVIDUAL SEASON LEADERS

2013	Charley Sullivan	94.1
2014	Spencer Turnbull	93.1
2015	Taylor Guilbeau	92.2
2016	Geoffrey Bramblett	90.1
2017	Garrett Suchey	73.2
2018	Sam Finnerty	87.0
2019	Sam Finnerty	74.0
2020	Connor Prielipp	21.0
2021	Dylan Smith	98.1

ERA (MIN. 40.0 IP)

1946	Thayer Bellis	2.43
1947	Thayer Bellis	1.46
1950	Frank Lary	2.06
1951	Bill Dunn	2.16
1952	Gene Lary	1.87
1953	Gene Lary	2.70
1954	Gene Lary	2.37
1955	John Paul Anderson	1.49
1956	Frank Roland	2.35
1957	Frank Roland	1.76
1958	Walt Massey	2.44
1959	Walt Massey	2.93
1960	Joe Sims	2.87
1961	Russell Sikes	2.60
1962	Harvey Daravich	2.96
1963	Earl Griffin	2.28
1964	Steve Barnett	2.70
1965	Dickie Towers	2.57
1966	Dickie Towers	2.43
	Freddy Glass	
1967	Dickie Towers	2.43
1968	Eddie Propst	1.98
1969	Freddy Glass	2.07
1970	Steve Bryant	1.31
1971	Bernie Strawn	3.04
1972	Jeff Carpenter	3.48
1973	Bernie Strawn	1.86
1974	Drew Blocker	1.19
1975	Jimbo Lindsay	1.85
1976	Jimbo Lindsay	2.00
1977	Bobby Sprowl	3.13
1978	Terry Asher	3.26
1979	Ben Flagler	3.82
1980	David Zitkus	3.62
1981	Steve Smitherman	2.08
1982	Dean Hayes	3.44
1983	Tim Meacham	2.39
1984	Bobby Fuller	2.67
1985	Greg Hibbard	3.59
1986	Greg Hibbard	2.52
1987	David Oropeza	3.54
1988	Mike Soper	1.63
1989	Tommy Milstead	2.65
1990	Jon Henn	2.93
1991	Ben Short	3.10
1992	Roger Weems	3.75
1993	Bernie Bellard	3.82
1994	Jerry Stubbs	2.99
1995	Tim Young	1.67
1996	Skip Ames	2.36
1997	Jarrold Kingrey	3.16
1998	Jarrold Kingrey	2.47
1999	Jason Moates	3.82
2000	Bryce Heath	3.12
2001	Lance Cormier	2.30
2002	Brian Reed	1.75
2003	Brent Carter	3.30
2004	Taylor Tankersley	2.00
2005	David Robertson	2.92
2006	Wade LeBlanc	2.92
2007	Austin Hyatt	3.07
2008	Josh Copeland	3.13
2009	Tyler White	2.28
2010	Nathan Kilcrease	2.85
2011	Jonathan Smart	2.50
2012	Jake Hubbard	3.10
2013	Tucker Hawley	2.93
2014	Spencer Turnbull	2.22
2015	Ray Castillo	3.12

2016	Nick Eicholtz	2.30
2017	Garrett Suchey	3.18
2018	Jake Walters	3.73
2019	Sam Finnerty	4.50
2020	None	---
2021	Chase Lee	1.33

STRIKEOUTS

1946	Thayer Bellis	65
1947	Thayer Bellis	59
1948	Joe Kirkland	63
1950	Frank Lary	74
1951	Al Worthington	55
1952	Gene Lary	41
1953	John Paul Anderson	55
1954	Gene Lary	37
1955	John Paul Anderson	55
1956	Frank Roland	72
1957	Bobby Ledford	43
	Frank Roland	
1958	Pete Reaves	30
1959	Pete Reaves	35
1960	Joe Sims	60
1961	Russell Sikes	32
1962	Earl Griffin	67
1963	Earl Griffin	40
	Harvey Daravich	
1964	Tim Thompson	54
1965	Dickie Towers	72
1966	Dickie Towers	60
1967	Freddy Glass	90
1968	Eddie Propst	66
1969	Jackie Glover	77
1970	Mike Innes	65
1971	Ricky Rucker	60
1972	Bernie Strawn	51
1973	Bernie Strawn	54
1974	Jimmy Archibald	42
1975	Drew Blocker	63
1976	Mike Drensky	57
1977	Bobby Sprowl	118
1978	Leroy Russell	48
1979	Terry Asher	35
1980	David Zitkus	58
1981	Bryan Kelly	94
1982	Dean Hayes	63
1983	Dean Hayes	86
1984	Jeff Oyster	90
1985	Jeff Oyster	88
1986	Pete Roberts	94
1987	David Oropeza	88
1988	Mike Soddors	91
	David Oropeza	
1989	Mark Roberts	79
1990	Mark Roberts	90
1991	Dennis Walsh	96
1992	Al Drumheller	101
1993	Al Drumheller	82
1994	Steve Shoemaker	98
1995	Chris Eilers	86
1996	Joel Colgrove	104
1997	Heath Henderson	104
1998	Jarrold Kingrey	98
1999	Manny Torres	104
2000	Scott Murphy	96
2001	Lance Cormier	73
2002	Lance Cormier	85
2003	Brent Carter	105
2004	Wade LeBlanc	98
2005	Wade LeBlanc	108
2006	Wade LeBlanc	128
2007	Tommy Hunter	96
2008	Austin Hyatt	80
2009	Austin Hyatt	88
2010	Jimmy Nelson	98
2011	Nathan Kilcrease	88
2012	Justin Kamplain	46
2013	Charley Sullivan	76
2014	Justin Kamplain	69
2015	Taylor Guilbeau	79

2016	Jake Walters	84
2017	Garrett Suchey	70
2018	Jake Walters	82
2019	Brock Love	66
2020	Connor Prielipp	35
2021	Dylan Smith	113

FEWEST WALKS (MIN. 40.0 IP)

1947	Thayer Bellis	22
1950	Al Lary	13
1951	Al Lary	26
1952	John Paul Anderson	30
1953	Gene Lary	32
1954	Gene Lary	27
1955	John Paul Anderson	24
1956	Howard Tepper	16
1957	Frank Roland	12
1958	Pete Reaves	9
1959	Pete Reaves	15
1960	Joe Sims	24
1961	Russell Sikes	23
1962	Earl Griffin	27
1963	Harvey Daravich	22
1965	Grady Elmore	29
1966	Dickie Towers	17
1967	Eddie Propst	23
1968	Les Kelley	23
1969	Bobby Lunch	16
1970	Steve Bryant	14
1971	Gary Mims	16
1972	Jeff Carpenter	26
1973	Steve Bryant	26
1974	John Acure	14
1975	Mike Drensky	17
1976	Mike Drensky	23
1977	Mike Blount	13
1978	Ronnie Owen	11
1979	Ronnie Owen	21
1980	Dennis Alvarez	23
1981	Vince Barrentine	37
1982	Jeff Brewer	12
1983	Jeff Brewer	16
1984	Bobby Fuller	23
1985	Bobby Fuller	27
1986	Mike Hanks	17
1987	Mike Soddors	17
1988	Mike Soddors	27
1989	Tommy Milstead	28
1990	Ben Short	17
1991	Matt Kelley	21
1992	Roger Weems	11
1993	Bernie Bellard	28
1994	John Collins	22
1995	Neal Lamb	21
1996	Manny Torres	13
	John Collins	
1997	Michael Daniel	8
1998	Jonathan Blankenship	25
1999	Scott Murphy	23
	B.J. Green	
2000	Bryce Heath	16
2001	Jared Woodward	12
2002	Brent Carter	10
2003	Jared Woodward	14
2004	Andrew Walker	12
2005	Jordan Davis	15
2006	Jake McCarter	21
2007	Austin Hyatt	9
2008	Casey Kebodeaux	18
2009	Adam Scott	12
2010	Tucker Hawley	4
2011	Tucker Hawley	7
2012	Trey Pilkington	12
2013	Mike Oczypok	12
2014	Geoffrey Bramblett	19
2015	Ray Castillo	16
2016	Matt Foster	16
2017	Dylan Duarte	19
2018	Sam Finnerty	14
2019	Sam Finnerty	12

2020	None	---
2021	William Freeman	11

FEWEST HITS (MIN. 40.0 IP)

1947	Joe Kirkland	43
1950	Al Lary	24
1951	Bill Dunn	32
1952	John Paul Anderson	32
1953	Gene Lary	51
1954	Gene Lary	46
1955	John Paul Anderson	46
1956	Howard Tepper	51
1957	Bobby Ledford	43
1958	Walt Massey	48
1959	Pete Reaves	37
1960	Walt Massey	45
1961	Russell Sikes	35
1963	Harvey Daravich	36
1965	Grady Elmore	45
1966	Dickie Towers	52
1967	Eddie Propst	39
1968	Les Kelley	34
1969	Bobby Lynch	46
1970	Steve Bryant	36
1971	David Youell	35
1972	Jeff Carpenter	41
1973	Steve Bryant	35
1974	Drew Blocker	36
1975	Owen Holston	47
1976	Mike Redding	40
1977	Mike Blount	55
1978	Terry Asher	35
1979	Ben Flagler	49
1980	Mike Draper	42
1981	Alan Dunn	31
1982	Jeff Estell	40
1983	Troy Brauchle	36
1984	Troy Brauchle	53
1985	Bobby Midolo	51
1986	Mike Hanks	50
1987	Pete Brown	39
1988	David Oropeza	70
1989	Jon Henn	37
1990	Ben Short	52
1991	David Stokes	45
1992	Roger Weems	32
1993	Steve Shoemaker	58
1994	John Collins	33
1995	Tim Young	37
1996	Skip Ames	36
1997	Roberto Vaz	35
1998	Kris McWhirter	55
1999	Jason Moates	67
2000	Bryce Heath	51
2001	B.J. Green	57
2002	Brian Reed	43
2003	Brian Reed	55
2004	Taylor Tankersley	50
2005	David Robertson	48
2006	David Robertson	32
2007	Austin Hyatt	36
2008	Jimmy Nelson	53
2009	Nathan Kilcrease	47
2010	Tucker Hawley	47
2011	Taylor Wolfe	42
2012	Jake Hubbard	36
2013	Ray Castillo	33
2014	Geoffrey Bramblett	33
2015	Ray Castillo	41
2016	Matt Foster	33
2017	Sam Finnerty	43
2018	Sam Gardner	54
2019	Casey Cobb	46
2020	None	---
2021	Chase Lee	29

SAVES

1970	Ricky Rucker	3
1971	David Youell	4
1972	Stan Chaney	3

INDIVIDUAL SEASON LEADERS

1974	Jimbo Lindsay	9
1975	Jimbo Lindsay	8
1978	Terry Asher	1
	Ben Flagler	
	Leroy Russell	
	Mike Blount	
1979	Ronnie Owen	1
1980	Dennis Alvarez	5
1981	Dan Prine	5
1982	Jeff Brewer	2
	Pete Ferrer	
1983	Troy Brauchle	12
1984	Troy Brauchle	7
1985	Greg Hibbard	9
1986	Greg Hibbard	10
1987	Jake Stout	3
1988	Mike Soper	5
1989	Jon Henn	7
1990	Sam Harris	6
1991	Ben Short	14
1992	Al Drumheller	5
1993	Mike MacDonald	8
1994	Jerry Stubbs	6
1995	Tim Young	7
1996	Skip Ames	11
1997	Roberto Vaz	8
1998	Jarrod Kingrey	13
1999	Lance Cormier	11
2000	Lance Cormier	4
2001	Lance Cormier	2
	Jared Woodward	
2002	Brian Reed	9
2003	Brian Reed	12
2004	Seth Johnson	4
	Taylor Tankersley	
2005	David Robertson	8
2006	David Robertson	10
2007	Tommy Hunter	5
2008	Josh Copeland	4
	Austin Graham	
2009	Austin Evans	2
	Nathan Kilcrease	
	Jimmy Nelson	
	Jake Smith	
	Tyler White	
2010	Jake Smith	5
2011	Jonathan Smart	11
2012	Jake Hubbard	3
2013	Ray Castillo	12
2014	Thomas Burrows	11
2015	Thomas Burrows	7
2016	Thomas Burrows	12
2017	Davis Vainer	5
2018	Deacon Medders	6
2019	Jeremy Randolph	9
2020	Chase Lee	2
2021	Chase Lee	7

PUTOUTS

1951	Mike Mizraney, 1B	184
1952	Tony Napoli, 1B	141
1953	Jim Grant, 1B	148
1954	Jim Grant, 1B	122
1955	Bill Carr, 1B	208
1956	Fred Frickie, 1B	207
1957	Fred Frickie, 1B	177
1958	Bill Walker, 1B	139
1959	Gordon Moore, C	126
1960	Tommy Hill, C	134
1961	Tommy Moore, 1B	174
1965	Buddy French, C	181
1967	Joe McCorquodale, 1B	304
1968	Not Available	--
1969	Frank Cargo, 1B	257
1970	Zack Rogers, 1B	227
1971	Zack Rogers, 1B	224
1975	David Zauchin, 1B	555
1978	Dunn McKelvey, 1B	233
1979	Gary Jack, 1B	306
1980	Gary Jack, 1B	381

1981	Randy Hunt, C	353
1982	David Reeves, 1B	423
1983	David Magadan, 1B	484
1984	Mike Pitisci, 1B	373
1985	Eddie Looper, 3B	305
	Doug Duke, C	
1986	Doug Duke, C	391
1987	Clint Thompson, C	372
1988	Hunter Plott, 1B	295
1989	Brent Reese, 1B	444
1990	Hunter Plott, 1B	504
1991	Hunter Plott, 1B	288
1992	Robby Glenn, 1B	383
1993	Chris Smelley, 1B	424
1994	Jason Jordan, 1B	431
1995	Chris Moller, 1B	456
1996	Chris Moller, 1B	588
1997	Robbie Tucker, 1B	546
1998	Matt Frick, C	399
1999	Jeremy Brown, 1B	477
2000	Jeremy Brown, 1B	489
2001	Aaron Clark, 1B	481
2002	Jeremy Brown, C	413
2003	Zac Welch, 1B	416
2004	Zac Welch, 1B	413
2005	Kody Valverde, C	394
2006	Kody Valverde, C	426
2007	Matt Benley, 1B	447
2008	Matt Benley, 1B	467
2009	Vin DiFazio, C	301
2010	Clay Jones, 1B	538
2011	Austen Smith, 1B	421
2012	Austen Smith, 1B	268
2013	Austen Smith, 1B	478
2014	Austen Smith, 1B	526
2015	Will Haynie, C	376
2016	Will Haynie, C	343
2017	Hunter Alexander, 1B/OF	282
2018	Hunter Alexander, 1B/OF	269
2019	Drew Williamson, 1B	412
2020	Drew Williamson, 1B	119
2021	Sam Praytor, C	440

ASSISTS

1951	Clell Hobson, 3B	58
1952	Clell Hobson, 3B	78
1953	Ronnie Welch, SS	50
1954	Ronnie Welch, SS	49
1955	Herb Kosten, 3B	64
1956	Shep Frazier, 2B	62
1957	Jack Kubiszyn, SS	66
1958	Jack Kubiszyn, SS	62
1959	Gene Giannini, SS	52
1960	Gene Giannini, SS	66
1961	Jerry Ellis, 2B	72
1965	Kearney Hall, SS	60
1967	J.C. Ranelli, SS	102
1969	Lynn Bailey, 2B	87
1970	Mark Gray, SS	63
1971	Mark Gray, SS	105
1975	Larry Keenum, SS	142
	James White, 2B	
1978	Steve Houlberg, SS	112
1979	Steve Houlberg, SS	138
1980	Jerry Halderman, SS	128
1981	Jerry Halderman, SS	116
1982	Bret Elbin, SS	157
1983	Fermin Lake, 2B	139
1984	Craig Shipley, SS	134
1985	Tim Sims, SS	132
1986	Tim Sims, SS	181
1987	Pat Monti, SS	138
1988	Robert Fletcher, 2B	146
1989	Pat Monti, SS	138
1990	Mick Kerns, SS	151
1991	Juan DeBrand, SS	186
1992	Juan DeBrand, SS	135
1993	Frank Menechino, 2B	148
1994	Brett Taft, SS	145
1995	Brett Taft, SS	201

1996	Joe Caruso, 2B	210
1997	Joe Caruso, 2B	190
1998	Andy Phillips, 3B	166
1999	Andy Phillips, SS	144
2000	Casey Lambert, SS	162
2001	Casey Lambert, SS	167
2002	Adam Pavkovich, SS	186
2003	Adam Pavkovich, SS	170
2004	Rocky Scelfo, 2B/SS	93
2005	Cale Iorg, SS	147
2006	Evan Bush, 2B	204
2007	Greg Paiml, SS	136
2008	Ross Wilson, 2B	156
2009	Josh Rutledge, SS	126
2010	Josh Rutledge, SS	176
2011	Jared Reaves, SS	192
2012	Jared Reaves, SS	167
2013	Mikey White, SS	209
2014	Kyle Overstreet, 2B	191
2015	Mikey White, SS	177
2016	Cobie Vance, 2B	161
2017	Chandler Avant, SS	190
2018	Chandler Avant, 2B	148
2019	Morgan McCullough, 2B	133
2020	Jim Jarvis, 2B	42
2021	Peyton Wilson, 2B/UTL	158

FIELDING PERCENTAGE

1951	Mike Mizraney, 1B	.994
1952	Tony Napoli, 1B	.987
1953	Jim Grant, 1B	.969
1954	Jim Grant, 1B	.977
1955	Bill Carr, 1B	.995
1956	Fred Frickie, 1B	.991
1957	Fred Frickie, 1B	.994
1958	Bill Walker, 1B	.963
1959	Gordon Moore, 1B	.980
1960	Tommy Hill, C	.993
1961	Tommy Moore, 1B	.980
1965	Buddy French, C	.985
1967	Dan Harris, C	1.000
1969	Frank Cargo, 1B	.989
1970	Zack Rogers, 1B	.976
1971	Al Baker, C	.984
1975	David Zauchin, 1B	.993
1978	Dunn McKelvey, 1B	.990
1979	Gary Jack, 1B	.993
1980	Gary Jack, 1B	.995
1981	Gary Jack, 1B	.983
1982	David Reeves, 1B	.980
1983	David Magadan, 1B	.985
1984	Frank Velleggia, C	.986
1985	Eddie Looper, 3B	.986
1986	Doug Duke, C	.984
1987	Clint Thompson, C	.976
1988	Hunter Plott, 1B	.991
1989	Greg Hammond, C	.985
1990	Hunter Plott, 1B	.990
1991	Hunter Plott, 1B	.990
1992	Tim Boge, C	.989
1993	Alan Hill, C	.995
1994	Alan Hill, C	.996
1995	Chris Moller, 1B	.996
1996	Dax Norris, C	.993
1997	Matt Frick, C	.998
1998	Drew Bounds, OF	.985
1999	Jeremy Brown, 1B	.994
2000	Kelley Gilledge, C	.988
2001	Jeremy Brown, C	1.000
2002	Jeremy Brown, C	.998
2003	Travis Garner, CF	.993
2004	Nick Richardson, C	.991
2005	Gabe Scott, OF	.983
2006	Emeel Salem, OF	.994
	Kody Valverde, C	.994
2007	Matt Bentley, 1B	.996
2008	Matt Bentley, 1B	.986
2009	Brandon May, 2B	.989
2010	Clay Jones, 1B	.995
2011	Brock Bennett, C	.992

2012	Austen Smith, 1B	.996
2013	Austen Smith, 1B	.994
2014	Georgie Salem, CF	1.000
2015	Cody Henry, 1B	.993
	Georgie Salem, CF	
2016	Georgie Salem, CF	1.000
2017	Cody Henry, 1B	.996
2018	Hunter Alexander, 1B/OF	.993
2019	Joe Breaux, CF	1.000
2020	Six Players	1.000
2021	Drew Williamson, 1B	.998

(BOLD indicates school record)

* - 2020 season was shortened to 17 games due to the coronavirus pandemic

ALABAMA FIRST TEAM ALL-AMERICANS



Ed White (1950)

- American Baseball Coaches Association

Year	G	AB	R	H	2B	3B	HR	RBI	AVG.
1948	28	58	16	20	2	3	2	8	.345
1949	22	77	20	31	NA	NA	NA	NA	.403
1950	25	58	28	26	5	2	6	21	.448
Totals	75	193	64	77	NA	NA	NA	NA	.404



Joe Vitiello (1991)

- Baseball America

HITTING

Year	G	AB	R	H	2B	3B	HR	RBI	AVG.	BB	SO	TB
1989	35	119	24	42	8	1	8	29	.353	15	29	76
1990	54	184	52	67	14	2	11	53	.364	46	35	118
1991	62	220	55	87	20	1	15	67	.395	41	31	154
Totals	151	523	131	196	42	4	34	149	.375	102	95	348

PITCHING

Year	G	CG	W-L	ERA	SV	IP	H	R	ER	BB	SO
1990	11	1	4-3	3.25	0	55.1	55	30	20	24	30
1991	14	2	4-5	5.13	0	73.2	86	51	42	28	43
Totals	25	3	8-8	4.33	0	129.0	141	81	62	52	73



Frank Roland (1956)

- American Baseball Coaches Association


Year	G	CG	W-L	ERA	IP	H	R	ER	BB	SO
1955	7	3	4-0	2.38	34.0	22	12	9	14	23
1956	15	10	12-0	2.35	95.2	61	42	25	31	72
1957	9	6	5-1	1.76	61.1	45	19	12	12	43
Totals	31	19	21-1	2.16	191	128	73	46	57	138



Dax Norris (1996)

- Super Smith
- National Collegiate Baseball Writers Association

Year	G	AB	R	H	2B	3B	HR	RBI	AVG.	BB	SO	TB
1995	63	254	45	72	18	2	3	34	.283	18	21	103
1996	69	284	50	105	21	0	6	49	.370	23	26	144
Totals	132	538	95	177	39	2	9	83	.329	41	47	247



Fred Frickie (1957)

- American Baseball Coaches Association

Year	G	AB	R	H	2B	3B	HR	RBI	AVG.	BB	SO
1956	25	76	24	25	20	1	1	22	.329	24	11
1957	23	79	20	32	7	2	1	22	.405	17	4
Totals	48	155	44	57	27	3	2	44	.368	41	15



Roberto Vaz (1997)

- American Baseball Coaches Association
- National Collegiate Baseball Writers Association
- Sporting News

HITTING

Year	G	AB	R	H	2B	3B	HR	RBI	AVG.	BB	SO	TB
1997	63	255	87	102	17	9	22	73	.400	35	22	203

PITCHING

Year	G	CG	W-L	ERA	SV	IP	H	R	ER	BB	SO
1997	22	1	4-1	3.40	8	50.1	35	19	19	27	52



David Magadan (1983)

- American Baseball Coaches Association
- Sporting News
- Baseball America
- National Collegiate Baseball Writers Association

Year	G	AB	R	H	2B	3B	HR	RBI	AVG.	BB	SO	TB
1981	55	198	32	77	20	1	1	43	.389	22	11	102
1982	51	195	35	77	13	2	4	50	.395	33	17	106
1983	56	217	67	114	31	4	9	95	.525	34	18	112
Totals	162	610	134	268	64	7	14	188	.439	89	46	320



G.W. Keller (1999)

- College Baseball Insider

Year	G	AB	R	H	2B	3B	HR	RBI	AVG.	BB	SO	TB
1997	69	249	62	92	14	3	21	68	.369	20	41	175
1998	63	247	67	93	14	5	14	62	.377	21	39	159
1999	69	270	85	107	15	4	15	72	.396	49	19	175
Totals	201	766	214	292	43	12	50	202	.381	90	99	509



Doug Duke (1986)

- American Baseball Coaches Association
- Collegiate Baseball
- Baseball America

Year	G	AB	R	H	2B	3B	HR	RBI	AVG.	BB	SO	TB
1984	12	17	5	5	1	0	1	5	.294	5	4	9
1985	53	178	49	69	7	0	22	67	.388	31	30	142
1986	63	238	59	80	16	0	27	82	.336	39	48	177
Totals	128	433	113	154	24	0	50	154	.356	75	82	328



Andy Phillips (1999)

- National Collegiate Baseball Writers Association
- College Baseball Insider

Year	G	AB	R	H	2B	3B	HR	RBI	AVG.	BB	SO	TB
1996	46	101	18	24	5	0	3	13	.238	10	16	38
1997	70	279	68	102	25	3	15	64	.366	23	36	178
1998	64	265	65	93	11	2	21	81	.351	23	40	171
1999	64	260	71	103	22	6	22	66	.396	29	30	203
Totals	244	905	222	322	63	11	61	224	.356	85	122	590

ALABAMA FIRST TEAM ALL-AMERICANS



Beau Heard (2003)

- National Collegiate Baseball Writers Association

Year	G	AB	R	H	2B	3B	HR	RBI	AVG.	BB	SO	TB
2001	55	200	38	59	14	0	8	55	.295	12	36	97
2002	60	212	39	71	11	1	12	54	.335	19	43	120
2003	62	231	64	80	18	4	20	82	.346	30	48	166
Totals	177	643	141	210	43	5	40	191	.327	61	127	383



Wade LeBlanc (2006)

- Collegiate Baseball Newspaper

Year	G	CG	W-L	ERA	SV	IP	H	R	ER	BB	SO
2004	16	8	8-4	2.08	0	112.2	87	37	26	26	98
2005	14	2	5-5	4.09	0	88.0	77	44	40	28	108
2006	18	3	11-1	2.92	0	129.1	100	47	42	43	128
Totals	48	13	24-10	2.95	0	330.0	264	128	108	97	334



Emeel Salem (2006)

- College Baseball Foundation

Year	G	AB	R	H	2B	3B	HR	RBI	AVG.	BB	SO	TB
2004	41	69	16	21	2	0	1	11	.304	9	14	26
2005	59	202	31	56	4	3	0	14	.277	16	31	66
2006	65	284	67	101	14	7	2	32	.356	25	28	135
Totals	165	555	114	178	20	10	3	57	.321	50	73	227



Kent Matthes (2009)

- American Baseball Coaches Association
- Baseball America
- College Baseball Insider
- Collegiate Baseball Newspaper
- National Collegiate Baseball Writers Association
- Rivals.com


Year	G	AB	R	H	2B	3B	HR	RBI	AVG.	BB	SO	TB
2006	31	55	7	11	1	0	1	8	.200	4	16	15
2007	51	199	31	61	9	2	8	45	.307	11	39	98
2008	61	228	45	69	11	1	11	52	.303	15	53	115
2009	56	204	67	73	14	2	28	81	.358	32	46	175
Totals	199	686	150	214	35	5	48	186	.312	62	154	403



Taylor Dugas (2010)

- Baseball America

Year	G	AB	R	H	2B	3B	HR	RBI	AVG.	BB	SO	TB
2009	56	236	61	83	20	2	2	27	.352	27	37	113
2010	67	243	70	96	15	5	2	37	.395	59	21	127
2011	63	241	60	84	20	4	8	33	.349	41	22	136
Totals	186	720	191	263	55	11	12	97	.365	127	80	376



CONNOR PRIELIPP (2020)

- Collegiate Baseball Newspaper

Year	G	CG	W-L	ERA	SV	IP	H	R	ER	BB	SO
2020*	4	0	3-0	0.00	0	21.0	5	0	0	6	35
2021	3	0	1-1	3.86	0	7.0	8	3	3	1	12
Totals	7	0	4-1	0.96	0	28.0	13	3	3	7	47

* - 2020 season was shortened to 17 games due to the coronavirus pandemic; Collegiate Baseball Newspaper was the only outlet to name an All-America team

ALL-AMERICA SELECTIONS

SECOND TEAM, THIRD TEAM AND HONORABLE MENTION ALL-AMERICA SELECTIONS

- 1977 Bobby Sprowl, LHP (2nd Team TSN)
- 1985 Doug Duke, C (2nd Team ABCA and BA)
- 1989 Cary Williams, OF (2nd Team ABCA)
- 1995 Chris Moller, 1B (3rd Team SST)
- Chris Eilers, RHP (Honorable Mention SST)
- 1997 Roberto Vaz, OF/LHP (2nd Team BA and CBI)
- Joe Caruso, 2B (2nd Team NCBWA)
- 1998 Matt Frick, C (2nd Team BW and 3rd Team NCBWA)
- 1998 Jarrod Kingrey, RHP (2nd Team CBN and 3rd Team NCBWA)
- 1999 Jeremy Brown, 1B (Honorable Mention NCBWA)
- Lance Cormier, RHP (Honorable Mention NCBWA)
- G.W. Keller, OF (2nd Team CBN and NCBWA and 3rd Team ABCA)
- 1999 Andy Phillips, SS (3rd Team, ABCA, TBA and CBN)
- Manny Torres, RHP (3rd Team NCBWA)
- 2000 Sam Bozanich, 2B (3rd Team NCBWA)
- 2001 Jeremy Brown, C (3rd Team CBI)
- Aaron Clark, 1B (2nd Team ABCA, TBA, and BW and 3rd Team CBN)
- 2002 Jeremy Brown, C (2nd Team ABCA and 3rd Team, NCBWA)
- Lance Cormier, RHP (3rd Team NCBWA)
- Peter Stonard, OF (2nd Team ABCA)
- 2003 Beau Heard, OF (2nd Team CBI)
- 2005 Gabe Scott, OF (2nd Team NCBWA)
- 2006 Wade LeBlanc, LHP (3rd Team BA)
- Emeel Salem, OF (2nd Team ABCA, CBN and NCBWA)
- Kody Valverde, C (2nd Team BA and 3rd Team NCBWA)
- 2007 Emeel Salem, OF (3rd Team NCBWA)
- 2009 Austin Hyatt, RHP (3rd Team CBN)
- Jake Smith 3B (3rd Team CBN)
- 2010 Taylor Dugas, OF (2nd Team ABCA)
- 2016 Thomas Burrows, LHP (3rd Team NCBWA)
- 2020* Brett Auerbach, C (2nd Team CBN)
- 2021 Chase Lee, RHP (3rd Team NCBWA)
- Sam Praytor, C (3rd Team CBN)

FRESHMEN ALL-AMERICA TEAM SELECTIONS

- 1989 Phillip Doyle, 3B (CBN)
- 1991 Joe Vitiello, RHP/DH (CBN)
- 1995 Dustan Mohr, OF (CBN)
- 1996 Manny Torres, RHP (CBN)
- 1998 Sam Bozanich, 2B (CBN)
- 1999 Jeremy Brown, 1B (2nd Team BA and CBN)
- Lance Cormier, RHP (1st Team BW and CBN)
- 2000 Ben King, OF (2nd Team BA and Honorable Mention CBN)
- 2001 Peter Stonard, OF (Honorable Mention CBN)
- 2002 Taylor Tankerley, LHP (1st Team CBN and 2nd Team BA)
- 2004 Wade LeBlanc, LHP (BA and CBN)
- 2005 David Robertson, RHP (BA and CBN)
- 2006 Tommy Hunter, RHP (BA and CBN)
- 2008 Josh Rutledge, SS (BA and CBN)
- 2009 Taylor Dugas, OF (CBN)
- 2012 Ben Moore, OF (CBN)
- 2013 Ray Castillo, RHP (CBN and 2nd Team NCBWA)
- Mikey White, INF (CBN)
- 2014 Thomas Burrows (CBN and 1st Team NCBWA)
- 2020* Owen Diodati (CBN)
- Antoine Jean (CBN)
- Connor Prielipp (CBN)

TSN - The Sporting News

CBN - Collegiate Baseball Newspaper

BA - Baseball America

NCBWA - National Collegiate Baseball Writers Association

CBI - College Baseball Insider


ABCA - American Baseball Coaches Association

TBA - Team Baseball America

BW - Baseball Weekly

* - 2020 season was shortened to 17 games due to the coronavirus pandemic; Collegiate Baseball Newspaper was the only outlet to name an All-America and Freshman All-America team

1977 MLB HALL OF FAME MEMBER - JOE SEWELL



Joe Sewell had a knack for this "funny game."

That knack has made him the only player in Crimson Tide baseball annals to be inducted into the National Baseball Hall of Fame and Museum in the quaint little town of Cooperstown, N.Y.

The only other Crimson Tider in the National Baseball Hall of Fame and Museum is New York Yankees legendary broadcaster Mel Allen, who along with Florida alum Red Barber earned induction in 1978 as the inaugural winners of the Ford C. Frick Award.

Inducted in the Hall of Fame in 1977, Sewell's career spanned 14 seasons with the Cleveland Indians and New York Yankees.

From the moment he left the Capstone as student body president in 1919, Sewell's major league career was the stuff dreams are made of. After leading the Crimson Tide to the 1919 Southern Intercollegiate Athletic Association championship, Sewell was selected by the Indians and signed with the New Orleans team in the Southern Association.

The Titus, Ala., native made his Major League debut with the Indians in the heat of a 1920 pennant drive, after their everyday shortstop was killed after being hit with a submarine pitch. Sewell rose to the challenge and batted .329 over the final 22 games of the season to help the Indians clinch the American League pennant.

Alongside future Hall of Famers Stanley Coveleski, Tris Speaker and Bill Wambsganss, Sewell and the Indians disposed of the Brooklyn Robins in seven games, taking the 1920 series five games to two. Sewell batted only .174 (4-23) in his first trip to the fall classic, but was solid in the field in all seven games, helping the Indians lay claim to the World Series title.

He played 11 years for the Indians before joining the New York Yankees roster for the final three years of his outstanding Major League career.

Sewell once again tasted greatness with Yankees in 1932, when New York beat the Chicago Cubs in the most talked about World Series in history. The Yankees won 107 games in 1932 and swept the Cubs in the best-of-seven fall classic. The Yankees took the first two games at Yankee Stadium (12-6 and 5-2) before moving to Wrigley Field for games three and four.

In game three, Babe Ruth, a teammate and close friend of Sewell, made baseball history. Ruth's fifth inning at-bat off Chicago hurler Charley Root is still the most talked about home run in baseball history.

Ruth earlier had slugged a three-run home run in the first inning and legend has it that, after taking two called strikes in his third at-bat, the Sultan of Swat pointed to center field before he slammed a two-run home run over the head of Johnny Moore. It has become the most debated home run in the history of the fall classic.

The Yankees won the game 7-5 and then closed out the Cubs the following day (13-6) to win the 1932 World Championship. In a lineup filled with Hall of Famers from Frank Crosetti to Bill Dickey to Lou Gehrig to Ruth, Sewell batted .333 (5-15) in the four games with six runs scored and two RBI. He was on base when Ruth slugged his first-inning home run in game three and witnessed the famed "called shot" from the Yankees dugout.

Sewell also was a close friend and roommate with Yankee legend Lou Gehrig, whose career tragically was cut short due to ALS in the 1930s.

In 14 Major League seasons, Sewell batted .312 (2,226-7,132) with 1,051 career RBI. He played in nearly 2,000 career games and logged over 7,000 at-bats for the Indians and Yankees. He also had more than 2,000 hits, 1,000 runs scored and 1,000 RBI.

Sewell hit .300 or better in 10 of his 14 seasons in the big leagues. His best season was 1923 when he batted .353 (195-553) with the Indians. He collected a career-high 204 hits with the Indians in 1925 when he posted a .336 (204-608) batting average.

An outstanding fielder, Sewell led the American League in putouts and assists four times in his career and led the league in fielding percentage three times.

A "singles hitter" overshadowed by some of the game's greatest sluggers, Sewell set five major league records that continue to pass the test of time: fewest strikeouts in a season (3, two times); consecutive games without a strikeout (115); consecutive at-bats without a strikeout (437); most seasons of 500 or more at-bats with fewer than four strikeouts (4); and fewest career strikeouts (114).

Throughout his sparkling 14-year career at the pinnacle of the baseball profession, Sewell turned in numbers that simply are amazing to the average baseball fan. For instance, his 114 career strikeouts in more than 7,000 career at-bats averages out to one strikeout for every 63 at-bats, and one strikeout in every 16 games played.

And still years later, in 1964 at age 66, Sewell, a Tuscaloosa resident and businessman since his college days, took over the Crimson Tide's baseball program as head coach. In his seven-year tenure, Alabama compiled a 114-99 (.535) record, which included winning the 1968 SEC Championship and a trip to the NCAA District III Playoffs in North Carolina.

Sewell was inducted into the National Baseball Hall of Fame and Museum in 1977, along with Ernie Banks, Martin Dihigo, Pop Lloyd, Al Lopez and Amos Rusie. He is one of 11 Alabama natives to be enshrined in Cooperstown, joining fellow legends Hank Aaron (Mobile), Monte Irvin (Columbia), Heinie Manush (Tuscumbia), Willie Mays (Westfield), Willie McCovey (Mobile), Satchel Paige (Mobile), Ozzie Smith (Mobile), Don Sutton (Clio), Billy Williams (Whistler) and Early Wynn (Hartford).

Sewell died on March 6, 1990, in Mobile, Ala., after a lengthy illness. At the time of his death he was the oldest living baseball Hall of Famer at 91 years of age.

FORD C. FRICK AWARD - MEL ALLEN

Mel Allen is as much a part of the national pastime as the squeeze play, hot dogs, and pennants flapping in the breeze. And he never played in the big leagues. Instead he broadcasted the game, and that allowed the fans to play the games over and over in their minds. His voice is the one that millions of fans associate with the game of baseball.

Born Melvin Allen Israel, the son of a traveling textile representative in Birmingham, and raised all over Alabama, he was a spindly student manager for the Crimson Tide football and baseball teams when he received his chance to announce games. Allen's first assignment behind the microphone was doing play-by-play of a football game between Tulane and Alabama, his beloved alma mater.

While a student at Alabama, Allen sold shoes, coached speech and debate, and ultimately earned his law degree before winning an audition to announce in New York for CBS Radio. After the audition with CBS in 1936, Allen broadcast his first World Series for the network in 1938. He joined the Yankees the following year and stayed for 25 more, delighting millions of baseball fans with his warm sign-on – "Hello, everybody!" – and his trademark phrases "How about that!" and "Going, going, gone!"

Allen was the voice of the New York Yankees from 1939 to 1964, covering the team that aroused more passion than any other in baseball. With his vivid phrases and pleasing Alabama drawl, he called many of the great events in the game: the Babe's good-bye, Larsen's perfect game in the 1956 World Series, Mantle's heroics, Maris' record-shattering summer (1961), Casey's barbs and Yogi's convoluted pronouncements.

"Mel Allen meant as much to Yankee tradition as legends like Ruth, Gehrig, DiMaggio and Mantle," Yankees owner George Steinbrenner said. "He was the voice of the Yankees."

In an era before television, millions of radio listeners around the nation envisioned the game through the descriptions of this thoughtful and articulate Alabamian who prided himself on being both a reporter and storyteller.

Allen later moved to the Milwaukee Braves in 1965, went on to broadcast for the Cleveland Indians and handled a variety of assignments for NBC. He returned as the voice of the New York Yankees in 1970s and began a 19-year association with This Week in Baseball as host of the popular television program.

In his 58 years of sports broadcasting, Allen did it all. He called thousands of Yankees games, 24 Major League Baseball World Series, 20 All-Star Games, 14 Rose Bowls, five Orange Bowls, two Sugar Bowls, and more than 2,000 newsreels.

A winner of numerous industry, listener and viewer awards, Allen is a member of National Baseball Hall of Fame (as the first Ford C. Frick winner in 1978), National (USA) Sportswriters and Broadcasters Hall of Fame (1972), the American



Sportscasters Association Hall of Fame (1985), the Radio Hall of Fame (1988), the Alabama Sports Hall of Fame, the University of Alabama Communication Hall of Fame (1995) and was enshrined to Monument Park at Yankee Stadium (July 25, 1999).

Decades ago, Allen sat next to a weakened Lou Gehrig in the dugout before a game. Gehrig soon would die from the disease that forced his emotional, early farewell from the game.

"Mel, sometimes your descriptions of the game are the only thing that keeps me going," Gehrig said.

Allen went into the tunnel and cried like a baby.

How about that?



1983 GOLDEN SPIKES AWARD/BASEBALL AMERICA PLAYER OF THE YEAR - DAVID MAGADAN

Never before or since has an Alabama baseball player had a season at the plate like David Magadan did in 1983.

The Alabama junior shattered school and Southeastern Conference records that still stand today in becoming the 1983 Golden Spikes Award winner, presented annually by USA Baseball.

Magadan, who concluded the 1983 season with six school career records (at-bats, runs, hits, RBI, doubles, total bases and batting average), was a major contributor in Alabama's national runner-up spot to Texas at the College World Series. He paced the Crimson Tide to winning the NCAA South Regional and Southeastern Conference titles en route to a 46-11 record, one the most successful campaigns in school history.

After batting an incredible nation-leading .525 (114-217) as a junior, Magadan was voted the 1983 College "Player of the Year" by Baseball America and he also led the team in hits (114), doubles (31), total bases (180) and slugging percentage (.829) during his record-setting campaign.

Magadan was a consensus first team All-America selection by the American Baseball Coaches Association, the Sporting News, Baseball America and the National Collegiate Baseball Writers Association during the 1983 season and was a three-time All-SEC selection at the Capstone.

Two years earlier, Magadan hit safely in his initial 27 games as a freshman in 1981 and as a junior, went an incredible 10-for-11 (.909) at the 1983 SEC Tournament in Starkville, Miss., which included a five-hit game (2 doubles, 2 HRs) against Florida, en route to being named the Most Valuable Player of the tournament. He also set the CWS record by hitting safely in his first eight trips to the plate and wound up batting .550 (11-20) at Omaha in five games.

After his freshman season at Alabama, Magadan led his American Legion team to the 1981 American Legion World Series title and was named the "Sports Club Amateur of the Year" when Tampa Post 248 won the national title. Magadan also is recognized in the National Baseball Hall of Fame and Museum for his amateur accomplishments in 1981.

The Tampa native played in 162 games during his Alabama career and batted .439 (268-610) with 64 doubles, 14 home runs and 188 RBI. His .439 batting average still ranks among the leaders in Division I baseball and remains atop the SEC record books as the highest career average in league history.

Magadan still holds Alabama records for single-season batting average (.525, 1983), career batting average (.439, 1981-83), single-season hits (114, 1983), single season doubles (31, 1983) and single-season RBI (95, 1983). He also set the Alabama standards for highest batting average for a freshman (.399, 1981) and junior (.525, 1983) and most RBI (95, 1983) by a junior and shares the single-game record with five hits, a feat he accomplished an Alabama record three times against Alabama Christian (April 16, 1983), Florida (May 13, 1983) and Arizona State (June 4, 1983).

First drafted by the Boston Red Sox out of Tampa's Jesuit High School, Magadan then was one of six Alabama players selected in the 1983 MLB Draft. He signed with the New York Mets and was assigned to the Columbia, S.C. Mets in the class A South Atlantic League in his first pro ball assignment. In that first summer, Magadan batted .336 with three home runs and 32 RBI.

Magadan made his Major League debut for the Mets against the Chicago Cubs on Sept. 17, 1986, as the starting first baseman at Shea Stadium. In the game, he went 3-for-4 with two RBI, including the game-winner in the eighth inning that clinched the National League Eastern Division title for the eventual world champions.

In 1990, Magadan finished third in the National League batting race with a career-best .328 (148-451) average. He played 16 years in the Major Leagues before retiring from the game after the 2001 season. In those 16 seasons, Magadan hit .288 (1,197-4,159) with 42 home runs and 495 RBI in 1,582 career big-league games.

After his playing days, Magadan was named the roving minor league hitting instructor by the San Diego Padres, before being promoted as the big-league hitting coach prior to the 2003 season. After four seasons with the Padres, Magadan was named the hitting coach for the Boston Red Sox in 2007. After working six years in Boston, Magadan began working as the hitting instructor for the Texas Rangers in 2013, a title that he maintained through the 2015 Major League Baseball season. In the fall of 2015, Magadan became the hitting coach for the Arizona Diamondbacks



MAGADAN'S 1983 HONORS AND AWARDS

- 1983 Golden Spikes Award
- 1983 Baseball America Player of the Year

David Magadan (1981-83)

Year	G	AB	R	H	2B	3B	HR	RBI	AVG.	BB	SO	TB
1981	55	198	32	77	20	1	1	43	.389	22	11	102
1982	51	195	35	77	13	2	4	50	.395	33	17	106
1983	56	217	67	114	31	4	9	95	.525	34	18	112
Totals	162	610	134	268	64	7	14	188	.439	89	46	320

through the 2018 campaign. He was then hired by the Colorado Rockies to be their hitting coach in the winter of 2018, a title which he still holds today.

In June of 2010, Magadan joined former Alabama All-American and head coach Joe Sewell as the only Tide players to be inducted into the College Baseball Hall of Fame. In 2014, he was inducted into the Alabama Sports Hall of Fame, joining fellow Alabama Crimson Tide representatives Eli Gold and Major Ogilvie. In the fall of 2015, the .525 Club at the newly renovated Sewell-Thomas Stadium was named in honor of his average during Magadan's historic 1983 season. Magadan was in attendance for the Crimson Tide's first ever alumni event, in which the room was officially opened.

1999 DICK HOWSER TROPHY FINALIST - ANDY PHILLIPS

Andy Phillips is one of the most decorated players in the history of Alabama baseball.

A member of coach Jim Wells' first signing class, Phillips rewrote the Alabama record books and in the process took the Crimson Tide baseball program to new heights with three trips to the College World Series in his four-year career.

That impact was not limited to the Crimson Tide baseball family, as his talents were recognized nationally by writers, broadcasters and professional scouts.

A consensus All-America selection as a senior, Phillips was named the 1999 National Collegiate Baseball Writer's Association District III Player of the Year and finished runner up to Baylor's Jason Jennings for the 1999 Dick Howser Trophy, presented by the National Collegiate Baseball Writers Association to the best player in college baseball.

Florida State's Marshall McDougal, Cal State Fullerton's Spencer Oborn and Rice's Mario Ramos also were finalists for the Howser Trophy, named for the former Florida State infielder and Kansas City Royals manager.

Phillips also was named first team All-American by the NCBWA as well as being a member of the 1999 NCBWA Super All-American squad.

In addition to the NCBWA honors, Phillips was named first team All-American by College Baseball Insider and was a third team All-America selection by Baseball America, Collegiate Baseball and the American Baseball Coaches Association.

The Demopolis, Ala., native wrapped up his Alabama career as the school record-holder in eight career statistical categories, including most games played (244), games started (224), at-bats (905), runs scored (222), total hits (322), home runs (61), RBI (224) and total bases (590). He also ranked second in career doubles (63) and triples (11), and was third in assists (537) and 10th in walks (86) when his career was complete.

As a senior in 1999, Phillips set the standard of excellence for Crimson Tide baseball. He played in 64 games and batted .398 (103-259) with 22 home runs and 66 RBI. He added 71 runs scored, 22 doubles, 30 walks and 16 stolen bases for an Alabama team that captured the SEC Tournament Championship and finished third at the College World Series.

Phillips also set Alabama single-season records for total bases (203) and collected the most home runs (22) and RBI (66) by a shortstop at Alabama.

The former Tide shortstop also set the SEC record with a 36-game hitting streak during his final season at Alabama, breaking the old standard of 33 games set by LSU second baseman Todd Walker (1993). During his record-setting hitting streak, Phillips batted .407 (66-162) with 17 home runs and 45 RBI.

In 1998, Phillips was named the Sporting News National Player of the Week (April 1, 1998), after hitting .500 (8-16) with six runs scored, three home runs and 11 RBI in wins over Southern Miss and Mississippi State.

Phillips was just as successful off the field, earning his degree from Alabama in 1999, while being an active member of the Fellowship of Christian Athletes and is an accomplished singer. Twice during his career, Phillips sang the National Anthem prior to a Crimson Tide home game at Sewell-Thomas Stadium. A three-time All-SEC selection, Phillips also was named to the 1999 SEC Good Works Team for his many hours of community service.

Following an 11-year professional baseball career, which included five seasons in Major League Baseball, Phillips returned to Alabama as the hitting and infield coach, beginning with the 2011 season and ending in 2016 after head coach Mitch Gaspard's retirement.

Phillips' MLB debut came in 2004 for the New York Yankees, and he homered on the first pitch he saw as a Major League player. He played for the Yankees from 2004-07, before playing his final season in the majors with the Cincinnati Reds in 2008. Prior to returning to Alabama, he played two seasons in the Nippon Professional League in Japan.



PHILLIPS' 1999 HONORS AND AWARDS

- 1999 NCBWA District III Player of the Year
- 1999 Dick Howser Trophy Finalist
- 1999 First Team All-American

Andy Phillips (1996-99)

Year	G	AB	R	H	2B	3B	HR	RBI	AVG.	BB	SO	TB
1996	46	101	18	24	5	0	3	13	.238	10	16	38
1997	70	279	68	102	25	3	15	64	.366	23	36	178
1998	64	265	65	93	11	2	21	81	.351	23	40	171
1999	64	260	71	103	22	6	22	66	.396	30	30	203
Totals	244	905	222	322	63	11	61	224	.356	86	122	560

2002 JOHNNY BENCH AWARD - JEREMY BROWN

The most decorated catcher in University of Alabama baseball history, Jeremy Brown was named the winner of the 2002 Johnny Bench Award, presented annually by the Greater Wichita Area Sports Commission to the nation's best catcher.

"The Greater Wichita Sports Commission would like to congratulate all of the award finalists and especially Jeremy Brown, the 2002 Johnny Bench National Collegiate Catcher of the Year," Bob Hanson, President and CEO of the Greater Wichita Sports Commission, said. "Jeremy represents The University of Alabama in a remarkable manner."

Brown edged out Southern Cal junior Alberto Concepcion and University of Houston junior Chris Snyder to win the 2002 award.

Brown said upon receiving the 2002 Johnny Bench Award, "I'd like to thank my family and my coaches for all of their support over the past four years. It's truly an honor to receive this award from the best catcher of all time, Mr. Johnny Bench."

It is the highest honor awarded to an Alabama baseball player since David Magadan earned the 1983 Golden Spikes Award, presented annually to the best player in college baseball. The Golden Spikes award is the baseball equivalent to college football's Heisman Trophy award.

Bench, a native of Oklahoma City, and Major League Baseball Hall of Famer, was on hand to present the award to Brown. Bench was the starting catcher for the Cincinnati Reds' back-to-back World Series championship teams in 1975 and 1976.

Former Los Angeles Dodger first baseman Steve Garvey delivered the keynote address to more than 350 people in attendance at the Grand Eagle Ballroom at the downtown Wichita Hyatt Regency hotel. The banquet recognizes the achievements and dedication of local youth, high school, college and professional coaches in the Wichita area. Alabama head coach Jim Wells was also in attendance to see his All-American catcher receive the award.

A two-year starter behind the plate for Alabama, Brown was a runner-up to Baylor's Kelly Shoppach in the 2001 Johnny Bench Award voting. Brown is one of five Southeastern Conference catchers to win the Johnny Bench Award, joining LSU's Brad Cresse, who won the inaugural award in 2000, Mississippi State's Ed Easley in 2007, Florida's Mike Zunino in 2012 and Ole Miss' Stuart Turner the following year in 2013.

A native of Hueytown, Ala., Brown appeared in 66 games for Alabama as a senior and hit a .320 average (70-219) with 11 home runs and 64 RBI. He also set the Alabama single-season record with 69 walks, surpassing the previous total of 66 walks held by Bret Elbin in 1983.

Brown made only one error for Alabama in his final 119 games at the Capstone. He set the Tide single-season record with a 1.000 fielding percentage in 2001 and made only one error in 2002.

Brown was second in the SEC with seven pickoffs and ranked among the league leaders by throwing out 43 percent of his attempted base stealers.

A first-round pick of the Oakland Athletics, Brown concluded his career at Alabama as the all-time leader for games played (251), games started (251), runs scored (244), walks (207) and putouts (1,660). He still remains as the only player in SEC history to collect 300 career hits (307) and 200 career walks (207).

Named a 2002 second team All-American by the National Collegiate Baseball Writers Association, Brown also was a first team All-SEC pick for the second consecutive year. He was also chosen as the District III Player of the Year by the National Collegiate Baseball Writers Association and was a finalist for the 2002 Dick Howser Trophy, presented by the St. Petersburg Area Chamber of Commerce and Verizon.



BROWN'S 2002 HONORS AND AWARDS

- 2002 Johnny Bench Award
- 2002 NCBWA District III Player of the Year

Jeremy Brown (1999-2002)

Year	G	AB	R	H	2B	3B	HR	RBI	AVG.	BB	SO	TB
1999	69	262	77	91	20	0	15	68	.347	57	42	156
2000	65	239	64	77	13	1	10	50	.322	48	29	122
2001	51	190	47	69	8	1	10	48	.363	33	15	109
2002	66	219	56	70	17	2	11	64	.320	69	25	124
Totals	251	910	244	307	58	4	46	230	.337	207	111	511

2003 DISTRICT III PLAYER OF THE YEAR - BEAU HEAROD

Beau Hearod went where few University of Alabama players had gone before. The slugger from Jennings, La., had a phenomenal 2003 season and in the process led the Southeastern Conference in both home runs (20) and RBI (82) in his final campaign with the Crimson Tide.

A first team All-SEC selection, Hearod became the first Alabama player to lead the SEC in home runs since Doug Duke smacked a league-leading 27 four-baggers as a junior in 1986. Hearod became the fourth player in school history to lead the league in home runs, joining Stan Moss (7, 1968), Butch Hobson (13, 1973) and Duke (1986) as the league's home run champ. Hearod also was the first Crimson Tide slugger to lead the league in RBI since Duke's league-best 82 in 1986.

After putting up those staggering numbers during the rugged 62-game season, which included 34 games against SEC teams, Hearod was tabbed as the District III Player of the Year by the National Collegiate Baseball Writers Association, marking the second consecutive year and the third time since the inception of the award in 1999 that an Alabama player was bestowed the top in District III.

Former Alabama catcher Jeremy Brown, a first-round selection by the Oakland Athletics in 2002 MLB Draft and the 2002 Johnny Bench award winner, was named the 2002 District III Player of the Year following an outstanding senior season. Andy Phillips, the school's all-time home runs leader, won the inaugural District III Player of the Year award in 1999 and was one of the three finalists for the prestigious Dick Howser Trophy, presented to the NCBWA Player of the Year.

Other 2003 district winners included Boston College pitcher Chris Lambert (District I), St. John's outfielder Mike Rozema (District II), South Carolina lefty David Marchbanks (District IV), Ohio State pitcher Scott Lewis (District V), Nebraska first baseman Matt Hooper (District VI), Tulane first baseman and left hand pitcher Michael Aubrey (District VII) Southern University shortstop Rickie Weeks (District VII), New Mexico first baseman Billy Belcher (District VIII) and Arizona State shortstop Dustin Pedroia (District IX).

From the ranks of these 10 District winners, Southern University's Rickie Weeks was named the winner of the 2003 Dick Howser Trophy.

As a senior, Hearod started all 62 games and batted .346 (80-231) with 20 home runs and 82 RBI. He was also named the Most Valuable Player of the 2003 SEC Tournament at the Hoover Met, leading the Crimson Tide to its second straight postseason title and sixth under coach Jim Wells.

Hearod ranked ninth nationally in home runs (20) and 17th nationally with 0.32 home runs per game. He was sixth in total RBI and ninth with 1.32 RBI per game. He also led the SEC and ranked 27th nationally with a whopping .719 slugging percentage.

In his three-year career with Alabama, Hearod played in 177 games and batted .327 (210-643) with 40 home runs and 191 RBI. He also totaled 141 runs scored, 43 doubles, five triples, 61 walks and a .595 career slugging mark.

He wrapped up his Alabama career with five grand slams, one shy of the school, SEC and NCAA record set by the Tide's Mike Pitisci in 1984.

**HEAROD'S 2003 HONORS AND AWARDS**

- 2003 NCBWA District III Player of the Year
- 2003 SEC Tournament Most Valuable Player

Beau Hearod (2001-03)

Year	G	AB	R	H	2B	3B	HR	RBI	AVG.	BB	SO	TB
2001	55	200	38	59	14	0	8	55	.295	12	36	97
2002	60	212	39	71	11	1	12	54	.335	19	43	120
2003	62	231	64	80	18	4	20	82	.346	30	48	166
Totals	177	643	141	210	43	5	40	191	.327	61	127	383

2004 COLLEGIATE BASEBALL NEWSPAPER/SEC FRESHMAN OF THE YEAR - WADE LEBLANC



LEBLANC'S 2004 HONORS AND AWARDS

- Baseball America National Freshman of the Year
- Collegiate Baseball Newspaper National Freshman of the Year
- Southeastern Conference Freshman of the Year (SEC Coaches)
- SEC Freshman of the Year (SEBaseball.com)
- First Team Freshman All-American (Baseball America)
- Third Team All-American (Baseball America)
- Third Team All-American (National Collegiate Baseball Writers)
- First Team All-South Region (American Baseball Coaches Assoc.)
- First Team Freshman All-SEC (SEC Coaches)
- First Team All-SEC (SEBaseball.com)
- Second Team All-SEC (SEC Coaches)
- SEC Pitcher of the Week (March 28)

Wade LeBlanc (2004-06)

Year	G	GS	ShO	CG	W-L	ERA	IP	H	R	ER	BB	K
2004	16	15	4	8	8-4	2.08	112.2	87	37	26	26	98
2005	14	13	1	2	5-5	4.09	88.0	77	44	40	28	108
2006	18	18	1	3	11-1	2.92	129.1	100	47	42	43	128
Totals	48	46	6	13	24-10	2.95	330.0	264	128	108	97	334

Wade LeBlanc had a freshman season like no other in the 100-plus year history of The University of Alabama baseball program.

The talented freshman left-hander racked up just about every postseason award available as he became the first rookie in Crimson Tide baseball history to earn National and SEC Freshman of the Year honors.

LeBlanc was tabbed the 2004 National Freshman of the Year by Collegiate Baseball Newspaper after being named the 2004 SEC Freshman of the Year at the conclusion of the regular season.

LeBlanc's turning point in the season was the back-to-back wins against No. 6 LSU and 10th-ranked Florida in early May. He beat LSU, 8-2, on May 1 in Baton Rouge and then shut out the high-powered Gators in Tuscaloosa on May 7, allowing only four hits and striking out nine batters.

"I guess the LSU and Florida games back-to-back really told me what kind of season I was having," LeBlanc said. "This whole season was crazy. I never thought I would have a year like this and be named National and SEC Freshman of the Year. This is a great honor."

LeBlanc finished his outstanding freshman season by setting Alabama freshman records for innings pitched (112.2), strikeouts (98) and complete games (8) while tying the Alabama freshman record with eight wins.

In 16 games, including 15 starts, LeBlanc posted an 8-4 record and 2.08 ERA. He worked 112.2 innings and allowed 87 hits, 37 runs and 26 earned runs, with 26 walks and 98 strikeouts. LeBlanc also threw eight complete games and pitched three shutouts in 2004.

In addition to his freshman records, LeBlanc also ranks among the school's top 10 single-season leaders in several categories. His eight complete games tied Gene Lary (1955) for second place on the school's single-season list. The three shutouts matched Mike Innes (1968) and Drew Blocker (1974) for third-place on the single-season shutout charts. LeBlanc's 112.2 innings pitched tied Dean Hayes (1983) for seventh place on the single-season innings, while the 98 strikeouts tied Jarrod Kingrey (1998) and Steve Shoemaker (1994) for 10th place in Alabama history.

LeBlanc was tabbed a third team All-American by both the National Collegiate Baseball Writer's Association (NCBWA) and Baseball America. He was the only freshman named to the 2004 Baseball America All-America team. LeBlanc also was named to the 2004 SEC All-Freshman team and was a second team All-SEC selection as voted on by the league's 12 head coaches.

SEBaseball.com selected him as the 2004 SEC Freshman of the Year as well as a first team All-SEC honoree. He also was selected to the American Baseball Coaches Association (ABCA) All-South Region team.

LeBlanc was drafted by the San Diego Padres in the second round of the 2006 MLB Amateur Draft. He made his Major League debut on Sept. 8, 2008 for the Padres. He went on to play for multiple teams throughout his 13-year career, spending four seasons with San Diego (2008-11) in addition to seeing time with the Miami Marlins (2012-13), Houston Astros (2013), Los Angeles Angels (2014), New York Yankees (2014), Seattle Mariners (2016, 2018-19), Pittsburgh Pirates (2016-17, Baltimore Orioles (2020-21) and St. Louis Cardinals (2021).

Following the 2021 campaign, LeBlanc owned a 46-49 record with a 4.54 ERA (470 ER/931.1 IP) for his career. He has made 258 appearances with 129 starts while striking out 671 batters heading to the 2022 season.

2009 SEC PLAYER OF THE YEAR - KENT MATTHES

Alabama right fielder Kent Matthes wrapped up a remarkable senior season by winning Southeastern Conference Player of the Year honors and being tabbed a consensus All-American. Matthes is the first Alabama player to win SEC Player of the Year honors since the league began presenting the award in 1993.

"Kent Matthes had a great year and deserves this honor," former Alabama head coach Jim Wells said. "It has been great to sit in the dugout and watch him do the things he has done this year. He has had a great year and put up some incredible numbers. You read sometimes about guys having years like this, but he usually isn't on your team. This year we have that player and it has been fun watching him on and off the field."

Matthes was also named first team All-American by every baseball publication, including the American Baseball Coaches Association (ABCA), Baseball America, Collegiate Baseball, the National Collegiate Baseball Writers Association (NCBWA), Rivals and PING.

"It is a great honor to be recognized by the best college baseball league with all the talented players we have in the SEC," Matthes said. "It is an honor to be named SEC Player of the Year and to be able to accomplish the feat as a senior. This has been an incredible season and I am happy to be a part of this team."

"I was looking to take advantage of my senior year and make the most of it," said Matthes. "I worked hard in the offseason with Dax (Norris), got hot early, hit a lot of home runs and they kept coming. I tried to stay focused on winning each game and not the stats."

The senior was named the 2009 NCBWA District III Player of the Year, was a finalist for the Golden Spikes Award, a semifinalist for the Dick Howser Trophy and a member of the ABCA All-South Region team. The Orlando, Fla., native hit .358 with 28 home runs and 81 RBI for the Crimson Tide. He led the SEC in home runs, RBI, total bases (174) and slugging percentage (.883). He was also third in runs scored (65) and sixth in hitting.

Matthes set the Alabama single-season record with 28 home runs, which tied for the national home run lead with Middle Tennessee State's Bryce Brentz. Matthes is the fifth NCAA statistical national champion in school history. He broke the Alabama single-season home run record with his 28th home run against South Carolina on May 20 at the SEC Tournament. He slugged his 27th home run of the season in the Tide's regular-season finale at Auburn on May 16 to tie Doug Duke's record set in 1986.


The 2009 home run barrage from Matthes included four multi-home run games and one walkoff home run while 16 of his 28 home runs tied the game or gave Alabama the lead (10 go-ahead home runs). He also had nine game-winning RBI in 2009.

Matthes set the Alabama record with a home run in six straight games and twice was named National and SEC Player of the Week. He hit for the cycle on Feb. 24 against Nicholls State and followed with a walkoff 10th inning home run the next day.

Drafted by the Colorado Rockies in the fourth round of the 2009 MLB Amateur Draft, Matthes was named the 2011 California League's Most Valuable Player for the Class A Modesto Nuts after an outstanding season at the plate. He finished the 2011 season with a .334 average, 23 home runs, 39 doubles and 95 RBI.

Matthes spent the 2012 season in Double-A, playing for the Tulsa Drillers where he hit .214 with 17 home runs, 18 doubles and 40 RBI. In 2013, Matthes opened the year in Tulsa, before being called up to Triple-A Colorado Springs for the final 47 games of the season. With the Triple-A Sky Sox, Matthes hit .297 with 11 home runs and 31 RBI.

After being claimed off waivers by the Oakland A's, the former Tide standout spent 2014 split between Double-A Midland and Triple-A Sacramento where he hit .232 (92-396) with 26 doubles, 16 home runs and 72 RBI while adding 57 runs.



MATTHES' 2009 HONORS AND AWARDS

- First Team All-American (ABCA, BA, CBN, NCBWA, Rivals.com, PING)
- NCBWA District III Player of the Year
- Finalist for Golden Spikes Award (USA Baseball Player of the Year)
- Semifinalist for Dick Howser Trophy (NCBWA Player of the Year)
- 2009 Southeastern Conference Player of the Year
- ABCA All-South Region Team
- First Team All-SEC (SEC coaches)
- SEC Good Works Team (community service)
- Collegiate Baseball/Louisville Slugger Player of the Week (March 16)
- SEC Player of the Week (March 16)
- College Baseball Foundation All-Star Lineup (March 16)
- Collegiate Baseball/Louisville Slugger Player of the Week (March 2)
- SEC Player of the Week (March 2)
- College Baseball Foundation All-Star Lineup (March 2)

Kent Matthes (2006-09)

Year	G	AB	R	H	2B	3B	HR	RBI	AVG.	BB	SO	TB
2006	31	55	7	11	1	0	1	8	.200	4	16	15
2007	51	199	31	61	9	2	8	45	.307	11	39	98
2008	61	228	45	69	11	1	11	52	.303	15	53	115
2009	56	204	67	73	14	2	28	81	.358	32	46	175
Totals	199	686	150	214	35	4	46	186	.312	62	154	403

2020 COLLEGIATE BASEBALL NEWSPAPER FRESHMAN OF THE YEAR - CONNOR PRIELIPP



PRIELIPP'S 2020 HONORS AND AWARDS

- Collegiate Baseball Newspaper National Freshman of the Year
- First Team All-American (Collegiate Baseball Newspaper)
- Freshman All-American (Collegiate Baseball Newspaper)
- Top Freshman Pitcher (D1Baseball.com)
- Impact Freshman of the Year (Perfect Game USA)

Connor Prielipp (2020-Present)

Year	G	GS	ShO	CG	W-L	ERA	IP	H	R	ER	BB	K
2020*	4	4	0	0	3-0	0.00	21.0	5	0	0	6	35
2021	3	3	0	0	1-1	3.86	7.0	8	3	3	1	12
Totals	7	7	0	0	4-1	0.96	28.0	13	3	3	7	47

* - season was shortened to 17 games due to the coronavirus pandemic

Despite a shortened season, Connor Prielipp put together one of the most impressive performances over the first month of a career in the history of The University of Alabama baseball program.

The freshman left-hander showed promise through his first Fall on campus and that early success translated across the Spring and eventually into the regular season. Prielipp cruised through the first month of game action, going 3-0 with a perfect 0.00 ERA across 21.0 innings of work. He did not allow a run and gave up just five hits while limiting opposing hitters to a lowly .077 average. Prielipp also issued six walks compared to an impressive 35 strikeouts, a total that led Alabama. He was set to make his first career start in Southeastern Conference play on Friday, March 13, but the season came to an abrupt halt one day prior on Thursday, March 12. Along with all other winter and spring sports, the 2020 baseball season was eventually canceled due to the coronavirus pandemic.

Once the final stats were compiled, Prielipp's numbers became that much more impressive. He finished as one of only eight arms in Division I baseball with a perfect 0.00 ERA (minimum 15.0 IP). Prielipp was also atop the league-low columns for opponent batting average along with hits and runs allowed, while ranking third in the SEC for strikeouts.

Prielipp's outstanding start got the attention of numerous national outlets, including postseason All-America honors from Collegiate Baseball Newspaper. He was selected as a First Team All-American by CBN, making him the 16th first team All-American in Alabama history and the only freshman to ever be named to an All-America first team in Crimson Tide annals.

In addition to his first-team accolades, CBN also selected Prielipp as a Freshman All-American and named him as one of its four National Freshman of the Year honorees, pairing him with Wade LeBlanc as the only two freshmen in UA history to earn the prestigious recognition.

The accolades would keep coming, as D1Baseball.com named Prielipp its 'Top Freshman Pitcher' while Perfect Game USA labeled the Tomah, Wis., native as its 'Impact Freshman of the Year'.

Prielipp returned for the 2021 season with high expectations and multiple preseason All-America bids. Unfortunately, those expectations would never be realized as Prielipp suffered an injury early on that limited his play for the remainder of the season. He tossed just 7.0 innings across three starts as a sophomore before having season-ending surgery that May.



COSIDA/VERIZON ACADEMIC ALL-AMERICANS

1972	Zack Rogers, INF (Second Team)
1993	Jeff Laubenthal, OF (First Team)
2001	Beau Hearod, 3B/OF (Third Team)
2002	Lance Cormier, RHP (First Team) Beau Hearod, DH (Third Team)
2003	Beau Hearod, OF (Second Team)
2005	Gabe Scott, OF (Second Team)
2006	Emeel Salem, OF (First Team)
2007	Emeel Salem, OF (First Team)

COSIDA/GTE DISTRICT IV ACADEMIC ALL-AMERICANS

1993	Jeff Laubenthal, OF
2000	Jeremy Vaughn, RHP
2001	Lance Cormier, RHP Beau Hearod, DH Jeremy Vaughn, RHP
2002	Lance Cormier, RHP Beau Hearod, DH Scott McClanahan, OF
2003	Beau Hearod, OF Adam Pavkovich, SS
2005	Gabe Scott, OF
2006	Emeel Salem, OF
2007	Emeel Salem, OF
2011	Brett Whitaker, RHP/INF
2020	Kolby Robinson, INF
2021	Chase Lee, RHP

NATIONAL BASEBALL HALL OF FAME AND MUSEUM

1977	Joe Sewell, SS
1978	Mel Allen, Broadcaster

GOLDEN SPIKES AWARD

1983	David Magadan, 1B
------	-------------------

NATIONAL FRESHMAN OF THE YEAR

2004	Wade LeBlanc, LHP
2020	Connor Prielipp, LHP

BASEBALL AMERICA COLLEGE PLAYER OF THE YEAR

1983	David Magadan, 1B
------	-------------------

JOHNNY BENCH AWARD (TOP CATCHER)

2002	Jeremy Brown, C (winner)
------	--------------------------

NCBWA DISTRICT PLAYER OF THE YEAR

1999	Andy Phillips (District III)
------	------------------------------

2002	Jeremy Brown (District III)
2003	Beau Hearod (District III)
2009	Kent Matthes (District III)

ABCA GOLD GLOVE AWARD

2011	Taylor Dugas, OF
2013	Kyle Overstreet, INF

SEC ATHLETE OF THE YEAR

1983	David Magadan, 1B
------	-------------------

SEC PLAYER OF THE YEAR

2009	Kent Matthes, OF
------	------------------

SEC FRESHMAN OF THE YEAR

2004	Wade LeBlanc, LHP
------	-------------------

NEWCOMER ALL-SEC TEAM*

2021	Zane Denton, 3B Peyton Wilson, 2B
------	--------------------------------------

* - created at the conclusion of the 2021 regular season to recognize then-sophomores for their play as freshmen in 2020 along with their efforts in 2021

SEC ALL-DEFENSIVE TEAM

2010	Jake Smith, 3B
2011	Taylor Dugas, OF
2015	Kyle Overstreet, 2B
2021	Zane Denton, 3B Tyler Ras, P

H. BOYD MCWHORTER SEC MALE SCHOLAR ATHLETE

1993	Jeff Laubenthal, OF (winner)
2007	Emeel Salem, OF (winner)

SEC STUDENT ADVISORY BOARD

1996	Eric Goldis
1997	Eric Goldis

SEC GOOD WORKS TEAM

2004	Allen Rice
2005	Allen Rice
2006	Emeel Salem
2007	Emeel Salem
2008	Kent Matthes
2009	Kent Matthes
2010	Adam Scott
2011	Allen Dye

2012	Brandt Hendricks
2013	Cameron Carlisle
2014	Cary Baxter
2015	Taylor Guilbeau
2016	Zac Rogers
2017	Mike Oczypok
2018	Cobie Vance
2019	Brock Love
2020	Brock Guffey
2021	Peyton Wilson

SEC BASEBALL SCHOLAR ATHLETE

2006	Emeel Salem
2007	Emeel Salem

ALL-TIME COLLEGE BASEBALL TEAM

1918-1920	Joe Sewell, 2B <i>Collegiate Baseball (1989)</i>
1919-1921	Riggs Stephenson, SS <i>Newsweek (1952)</i>
1981-1983	David Magadan, 1B <i>Baseball America (1990)</i>

USA BASEBALL

1991	Mickey Kerns, OF (Team USA Baseball Trials)
1994	Chris Eilers, RHP (US Junior National Team)
1997	Pete Fisher, RHP (Team USA Baseball Trials) B.J. Green, RHP (US Junior National Team)
2000	Evan Bush, INF (US Junior National Team) Tim Young, LHP (USA National Team, Olympic Gold)
2002	Taylor Tankersley, LHP (USA National Trials)
2006	Tommy Hunter, RHP (USA National Team, Gold Medal)
2009	Ross Wilson, INF (Team USA Trials)
2010	Taylor Dugas, OF (Team USA Trials)
2021	David Robertson, RHP (USA National Team, Olympic Silver)

ABCA ALL-SOUTH REGION TEAM

1950	Frank Lary, RHP Ed White, OF
1954	Gene Lary, RHP
1955	J.P. Anderson, LHP
1956	Herb Kosten, 3B Herb Kosten, 3B
1957	Frank Roland, LHP Fred Frickie, 1B
1965	Frank Roland, LHP
1967	Buddy French, C
1968	Freddy Glass, LHP
1968	Mike Innes, RHP
1973	Butch Hobson, 3B
1981	Randy Hunt, C David Magadan, 3B
1982	Chris Glass, 2B
1983	David Magadan, 1B
1984	David Magadan, 1B Ted McClendon, 3B
1985	Frank Velleggia, C
1985	Doug Duke, C
1986	Pat Bailey, DH Doug Duke, C
	Pete Roberts, LHP
	Mike Twardoski, OF
1987	Robert Fletcher, 2B
1989	Cary Williams, OF
1990	Joe Vitiello, OF/RHP
1991	Joe Vitiello, OF/RHP
1995	Chris Moller, 1B
1996	Skip Ames, RHP Dax Norris, C
1997	Joe Caruso, 2B Roberto Vaz, OF/LHP
1998	G.W. Keller, OF Jarrod Kingrey, RHP
1999	Andy Phillips, 3B G.W. Keller, OF Andy Phillips, SS
2001	Manny Torres, RHP Aaron Clark, 1B

HONORS AND AWARDS

2002	Jeremy Brown, C Lance Cormier, RHP Scott McClanahan, OF Peter Stonard, 2B Beau Hearod, OF
2003	Wade LeBlanc, LHP
2004	Wade LeBlanc, LHP
2006	Emeel Salem, OF
2007	Emeel Salem, OF
2009	Austin Hyatt, RHP Kent Matthes, OF
2010	Taylor Dugas, OF
2011	Taylor Dugas, OF
2012	Taylor Dugas, OF
2021	Chase Lee, RHP Peyton Wilson, 2B

FIRST TEAM ALL-SEC SELECTIONS

1951	George Howell, UTL Mike Mizraney, 1B
1952	Bobby Carr, OF
1954	Gene Lary, RHP
1955	John Paul Anderson, LHP Bobby Barnes, OF Bobby Hunt, OF Herb Kosten, 3B Gene Lary, RHP
1956	Herb Kosten, 3B Jack Kubiszyn, SS Frank Roland, LHP Paul Susce, P
1957	Fred Frickie, 1B Jack Kubiszyn, SS Frank Roland, LHP
1958	Jack Kubiszyn, SS Bobby Ledford, UT
1959	Ken Chapman, UT
1960	Ken Chapman, UT Gene Giannini, SS
1962	Glen Baker, OF Jerry Ellis, 2B
1963	Ashton Wells, OF
1964	Mickey Andrews, OF Buddy French, C
1965	Buddy French, C
1966	Joe McCorquodale, 1B
1967	Freddy Glass, LHP George Johnson, OF
1968	Mike Innes, RHP Stan Moss, 3B Eddie Propst, RHP
1969	Mike Innes, RHP J.C. Ranelli, UT Jack Traffanstedt, OF
1972	Rex Bynum, OF Glenn Woodruff, C
1973	Butch Hobson, 3B
1974	Robin Cary, OF
1976	Larry Keenum, DH
1977	Jeff Tillman, DH
1980	David Atkins, DH Sal Valenti, 2B
1981	Randy Hunt, C David Magadan, 3B
1982	Chris Glass, 2B David Magadan, 1B
1983	David Magadan, 1B Rob Skates, OF
1984	Ted McClendon, 3B Frank Velleggia, C
1985	Doug Duke, C
1986	Doug Duke, C Pete Roberts, LHP Mike Twardoski, OF
1988	Robert Fletcher, 2B
1989	Cary Williams, OF
1991	Joe Vitiello, OF/RHP
1996	Dax Norris, C
1997	Joe Caruso, 2B Roberto Vaz, OF/LHP
1998	Matt Frick, C Andy Phillips, 3B G.W. Keller, OF Andy Phillips, 3B
2001	Jeremy Brown, C Aaron Clark, 1B
2002	Jeremy Brown, C Brent Boyd, 2B Scott McClanahan, OF
2003	Beau Hearod, OF
2005	Gabe Scott, OF
2006	Wade LeBlanc, LHP
2007	Emeel Salem, OF

2008	Alex Avila, DH Brandon May, OF
2009	Austin Hyatt, RHP Kent Matthes, OF Josh Rutledge, SS Jake Smith, 3B Ross Wilson, 2B
2010	Taylor Dugas, OF Josh Rutledge, SS
2012	Taylor Dugas, OF
2021	Sam Praytor, C

SECOND TEAM ALL-SEC SELECTIONS

1960	Tommy Hill, C Joe Sims, P
1986	Pat Bailey, DH Eddie Looper, 3B
1987	David Oropeza, LHP Deron White, OF
1988	Jason Bridges, OF
1989	Brent Reese, 1B
1990	Joe Vitiello, OF/RHP
1991	Juan DeBrand, SS
1992	Mick Kerns, OF
1993	Al Drumheller, LHP
1996	Tim Young, LHP
1997	Matt Frick, C G.W. Keller, OF
1998	Jarrod Kingrey, RHP G.W. Keller, OF
1999	Manny Torres, RHP
2000	Sam Bozanich, 2B Brent Boyd, 3B Brent Boyd, 2B Lance Cormier, RHP Scott McClanahan, OF
2002	Lance Cormier, RHP Peter Stonard, OF
2004	Wade LeBlanc, LHP
2006	Kody Valverde, C
2011	Taylor Dugas, OF
2013	Mikey White, SS
2014	Ben Moore, OF Wade Wass, DH/UT
2017	Chandler Taylor, OF
2021	Peyton Wilson, 2B

FRESHMAN ALL-SEC SELECTIONS

2004	Wade LeBlanc, LHP
2005	Cale Iorg, SS David Robertson, RHP
2006	Tommy Hunter, RHP
2008	Josh Rutledge, SS
2009	Taylor Dugas, OF
2010	Andrew Miller, OF
2012	Ben Moore, OF
2013	Ray Castillo, RHP Kyle Overstreet, 2B
2014	Thomas Burrows, RP
2016	Chandler Taylor, OF

ALL-SEC WESTERN DIVISION

1960	Tommy Hill, C Joe Sims, P
1961	Nathan Bedford, C Ken Chapman, OF Glen Baker, OF Jerry Ellis, 2B Earl Griffin, P
1963	Mike Box, 2B Buddy French, C Ashton Wells, OF
1964	Mickey Andrews, OF Buddy French, C Buddy French, C Johnny Mosley, 3B
1965	Joe McCorquodale, 1B Freddy Glass, LHP George Johnson, OF
1968	Mike Innes, RHP Stan Moss, 3B Bill Parker, OF Eddie Propst, RHP J.C. Ranelli, SS
1969	Mike Innes, RHP J.C. Ranelli, SS Jack Traffanstedt, OF
1970	Terry DuBose, OF
1971	David Mewbourne, 2B Zack Rogers, 1B

1972	Rex Bynum, OF Robin Cary, 2B Zack Rogers, 1B Glenn Woodruff, C
1973	Robin Cary, 2B Randy Collins, OF Joe Hawley, SS Butch Hobson, 3B Rich Potter, C

1974	Jimmy Archibald, P Robin Cary, OF Norm Lacey, OF Rich Potter, C James White, 3B David Zauchin, 1B
1975	Larry Keenum, SS Jimbo Lindsay, LHP Larry Mims, OF
1976	Ronnie Hamilton, OF Larry Keenum, DH
1977	Chris Arago, OF Bobby Sprowl, LHP Jeff Tillman, DH Johnny Wright, OF
1978	Terry Asher, RHP Johnny Wright, OF
1979	Steve Houlberg, SS
1980	David Atkins, DH Bobby Pierce, OF Sal Valenti, 2B
1981	Vince Barrentine, RHP Randy Hunt, C Gary Jack, 1B David Magadan, 3B Bobby Pierce, OF
1982	Chris Glass, 2B David Magadan, 1B Jamey Merritt, OF Rob Skates, DH
1983	Rick Browne, RHP Bret Elbin, 3B David Magadan, 1B Rob Skates, OF Frank Velleggia, C
1984	Troy Brauchle, RHP Kyle Bryan, OF Ted McClendon, 3B Craig Shipley, SS Frank Velleggia, C
1985	Doug Duke, C Allan Stallings, OF

SEC ACADEMIC HONOR ROLL

1971	Rex Bynum Terry Dubose Zack Rogers
1972	Rex Bynum Zack Rogers
1973	Zack Rogers Paul Spivey
1977	Tommy Belk Gary DeLoach
1979	Steve Houlberg Gary Jack
1980	Mark Dunning Gary Jack
1981	Gary Jack Bobby Pierce
1982	Jeff Brewer Brett Elbin Rob Skates
1983	Jeff Brewer Brett Elbin Rob Skates
1984	Jeff Brewer Jeff Umphrey
1985	David Turner Mike Wiggins
1986	Chris Barnes David Turner Mike Wiggins
1987	Ken Trusky
1988	Jason Bridges Robert Fletcher Tony Pisciotta Mike Soper Ken Trusky
1989	Jon Hardie Pete Hinkle Hunter Plott
1991	Pete Hinkle Hunter Plott Jeff Laubenthal Tommy Milstead Jeff Laubenthal
1992	Jeff Laubenthal

HONORS AND AWARDS

1993	Jeff Crane Jeff Laubenthal Geno Saunders
1994	Bernie Bellard Anthony Box Mike MacDonald Geno Saunders
1995	Rick Detoto Chris Eilers Jason Jordan
1996	Joe Caruso Chris Eilers Eric Goldis Brett Taft
1997	Joe Caruso Chris Eilers David Mote Robbie Tucker
1998	Tripp Baldwin David Mote
1999	Justin Smith Jeremy Vaughn
2000	Jeremy Vaughn Lance Cormier Scott McClanahan Kevin Marzion
2001	Aaron Clark Lance Cormier Eddie Ferguson Casey Lambert Scott McClanahan Jeremy Vaughn Matthew Whitaker
2002	Lance Cormier Eddie Ferguson Scott McClanahan Jeffrey Norris Grant Redding
2003	Beau Hearod Dewayne Marlowe Eric Mennen Jeffrey Norris Adam Pavkovich Grant Redding Gabe Scott Jared Woodward
2004	David Ferazza Michael McCallister Emeel Salem Rocky Scelfo Gabe Scott
2005	Kenneth Brown Brent Carter Jordan Davis Doug Denson Matt Grooms Allen Rice Emeel Salem Gabe Scott Morrow Thomley
2006	Kenneth Brown Jordan Davis Wade LeBlanc Spencer Pennington Emeel Salem Kody Valverde
2007	Vin DiFazio Emeel Salem Will Stroup
2008	Brock Bennett Brian Clark Vin DiFazio Del Howell Brandon May Jimmy Nelson Tyler Odle Robert Phares Josh Rutledge Will Stroup Jeff Texada Ross Wilson
2009	Taylor Dugas Scott Hays Wes Henderson Clay Jones Jon Kelton Brandon May Kyle Moore Kent Myer Tyler Odle Josh Rutledge Jake Smith Cal Tinsley
2010	Danny Collins Taylor Dugas Tucker Hawley Brandt Hendricks

	Clay Jones Jon Kelton David Kindred Jimmy Nelson Josh Rutledge Chris Smelley John David Smelser Cal Tinsley Jason Townsend Brett Whitaker Adam Windsor
2011	Taylor Dugas Hunter Gregory Brandt Hendricks Jon Kelton David Kindred Jared Reaves Austen Smith Brett Whitaker
2012	Cary Baxter Cameron Carlisle Taylor Dugas Allen Dye Hunter Gregory Brandt Hendricks Jon Kelton Judson Luther Jared Reaves Kenny Roberts
2013	Cary Baxter Cameron Carlisle Riley Colburn Steven Cole Allen Dye Ben Moore Mike Oczypok Kenny Roberts Spencer Turnbull Wade Wass Taylor Wolfe
2014	Cary Baxter Riley Colburn Steven Cole Nick Eicholtz (1st Year) Mitch Greer Tucker Hawley Casey Hughston (1st Year) Jonathan Hess Ben Moore Mike Oczypok Kyle Overstreet Taylor Poe Georgie Salem Spencer Turnbull Wade Wass Hunter Webb (1st Year) J.C. Wilhite
2015	Tyler Adams Will Carter Riley Colburn Nick Eicholtz Jake Hubbard Jon Keller Tyler McMurray (1st Year) Mike Oczypok Kyle Overstreet Taylor Poe Zac Rogers (1st Year) Georgie Salem J.C. Wilhite
2016	Tyler Adams Geoffrey Bramblett Zack Coker Tanner DeVinny Nick Eicholtz Keith Holcombe Jake Hubbard Tyler McMurray Mike Oczypok Taylor Poe Zac Rogers Georgie Salem Connor Short Davis Vainer (1st Year) Alex Webb (1st Year) Hunter Webb Gene Wood (1st Year)
2017	Tyler Adams Hunter Alexander Nathan Altstadt (1st Year) Camden Bauer (1st Year) Logan Carey (1st Year) Zack Coker Tanner DeVinny Nick Eicholtz Keith Holcombe Kyle Kaufman

	Will Lumpkin (1st Year) Walker McCleney (1st Year) Tyler McMurray Deacon Medders (1st Year) Mike Oczypok Taylor Poe Sonny Potter (1st Year) Zac Rogers Garrett Rukes (1st Year) Connor Short John Trousdale (1st Year) Davis Vainer Alex Webb Gene Wood Connor Wright
2018	Tyler Adams Hunter Alexander Joe Breaux Dylan Duarte Sam Gardner Brady Greene (1st Year) Brock Guffey (1st Year) Keith Holcombe Kyle Kaufman Garret Rukes Connor Short Connor Stutts Davis Vainer Cobie Vance Jake Walters Gene Wood
2019	Joe Breaux Isaiah Byars (1st Year) Kyle Cameron Daniel Carinci (1st Year) Casey Cobb Wil Freeman Tyler Gentry Landon Green (1st Year) Keith Holcombe Justin King Chase Lee Brock Love Morgan McCullough Jacob McNairy (1st Year) Deacon Medders Jeremy Randolph Tyler Ras (1st Year) Kolby Robinson Garret Rukes Connor Shamblyn (1st Year) Davis Vainer Drew Williamson (1st Year) Gene Wood
2020	Myles Austin (1st Year) Kyle Cameron Casey Cobb Zane Denton (1st Year) Owen Diodati (1st Year) Tyler Gentry Landon Green Brock Guffey William Hamiter (1st Year) Garrett Hester (1st Year) Jim Jarvis (1st Year) Antoine Jean (1st Year) Logan Keller (1st Year) Justin King Chase Lee Walker McCleney Jacob McNairy Ryan O'Connell Connor Prielipp (1st Year) Tyler Ras Dowd Ritter (1st Year) Kolby Robinson Garret Rukes Connor Shamblyn Jackson Tate Drew Williamson Peyton Wilson (1st Year)
2021	Zane Denton Owen Diodati Bryce Eblin (1st Year) Eli Giles (1st Year) Landon Green William Hamiter Johnny Hawk Davis Heller Grayson Hitt (1st Year) Jim Jarvis Antoine Jean Grant Knipp (1st Year) Chase Lee Jacob McNairy Will Patota Andrew Pinckney

HONORS AND AWARDS

Connor Prielipp
Tyler Ras
Dylan Ray (1st Year)
Caden Rose (1st Year)
Brayden Rowe (1st Year)
Hunter Ruth
Connor Shamblyn
Tyler Ras
Dylan Ray (1st Year)
Caden Rose (1st Year)
Brayden Rowe (1st Year)
Hunter Ruth
Connor Shamblyn
Jackson Tate
Drew Williamson
Peyton Wilson

COLLEGE WORLD SERIES ALL-TOURNAMENT TEAM

1983	David Magadan, 1B
1996	Chris Moller, 1B
1997	Joe Caruso, 2B
	Matt Frick, C
	G.W. Keller, OF
	Jarrold Kingrey, P
	Mark Peer, DH
	Andy Phillips, 3B
1999	G.W. Keller, OF

NCAA ALL-TOURNAMENT TEAM

1950 Southern District III	Al Lary, P
	Mike Mizraney, 1B
	Ned Folmar, 3B
	Ed White, OF
1955 Southern District III	Gene Lary, P
	Bill Carr, 1B
	Chuck Bancroft, 2B
	Bobby Hunt, OF
1968 Southern District II	Stan Moss, 3B
	Jack Traffenstedt, OF
1983 South Regional Team	Bret Elbin, 3B
	Craig Shipley, SS
	Allan Stallings, OF
	Ted McClendon, DH (MVP)
	Rick Browne, P
1991 Atlantic Regional Team	Jerry Shelton, SS
	Phillip Doyle, OF
	Joe Vitiello, OF
1995 East Regional Team	Dax Norris, C
	Joe Caruso, 2B
	Jason Jordan, DH
	Chris Eilers, P
1996 South I Regional	Joe Caruso, 2B
	Brett Taft, SS
	David Tidwell, OF
	Andy Bernard, P
	Joel Colgrove, P (MVP)
1997 South II Regional	Andy Phillips, 3B
	G.W. Keller, OF
	Dustan Mohr, OF
	Jarrold Kingrey, P (MVP)
1998 West Regional	Jayson Cox, 1B
	G.W. Keller, 3B
	Drew Bounds, OF
1999 Tuscaloosa Regional	Kelley Gullledge, C
	Sam Bozanich, 2B
	Andy Phillips, 3B (MVP)
	Antonio Bostic, OF
2000 Palo Alto Regional	Jeremy Brown, 1B
	Sam Bozanich, 2B
	Scott McClanahan, OF
	Ben King, OF
	Scott Murphy, P

2002 Tuscaloosa Regional

	Jeremy Brown, C
	Peter Stonard, 2B
	Adam Pavkovich, SS
	Beau Heard, DH
	Brent Carter, P
	Jeffrey Norris, P
	Taylor Tanklerse, P

2003 College Station Regional

	Adam Pavkovich, SS
--	--------------------

2005 New Orleans Regional

	Cale Iorg, SS
	Wade LeBlanc, LHP
	Zac Welch, 1B

2006 Tuscaloosa Regional

	Matt Downs, 3B
	Wade LeBlanc, P
	Greg Paiml, SS
	Spencer Pennington, 1B
	David Robertson, P
	Emeel Salem, OF
	Kody Valverde, C

2008 Conway Regional

	Alex Avila, DH
	Ross Wilson, SS

2009 Clemson Regional

	Vin DiFazio, C
--	----------------

2010 Atlanta Regional

	Nathan Kilcrease (MVP), P
	Taylor Dugas, OF
	Josh Rutledge, SS
	Jake Smith, 3B
	Ross Wilson, 2B

2011 Tallahassee Regional

	Nathan Kilcrease, P
	Taylor Dugas, OF
	Jared Reaves, SS
	Jonathan Smart, P

2013 Tallahassee Regional

	Brett Booth, C
	Kyle Overstreet, 2B
	Mikey White, SS

2014 Tallahassee Regional

	Ben Moore, OF
	Austen Smith, 1B
	Chance Vincent, 3B
	Mikey White, SS

2021 Ruston Regional

	Dylan Smith, P
--	----------------

SEC ALL-TOURNAMENT TEAM

1982	David Magadan, 3B
1983	David Magadan, 1B
	Bret Elbin, 3B
	Frank Velleggia, C
	Tim Meacham, P
1984	Mike Pitisci, 1B
	Frank Velleggia, C
	Dee Smithey, OF
	Ted McClendon, UT
1986	Mike Qualls, 2B
	Doug Duke, C
1995	Chris Moller, 1B
	Rusty Loflin, OF
	Neal Lamb, P
1996	Joe Caruso, 2B
	Doug Hall, OF
	Dustan Mohr, OF
	Chris Moller, DH
1997	Robbie Tucker, 1B
	Andy Phillips, 3B
	Matt Frick, C
	David Tidwell, OF
	Dustan Mohr, OF
	Jarrold Kingrey, P
1998	Drew Bounds, OF
	Jayson Cox, DH
	Jarrold Kingrey, P
1999	Jeremy Brown, 1B
	Kelley Gullledge, C
	G.W. Keller, OF
2000	Sam Bozanich, 2B
	Kelley Gullledge, C
2002	Brent Boyd, 1B
	Peter Stonard, 2B
	Jeffrey Norris, P
2003	Beau Heard, OF
	Adam Pavkovich, SS
	Zac Welch, 1B
2006	Wade LeBlanc, P
2008	Alex Avila, DH
	Austin Hyatt, P
	Kent Matthes, OF
2010	Brock Bennett, C
	Jimmy Nelson, P
	Jake Smith, 3B

SEC TOURNAMENT MVP

1983	David Magadan, 1B
1995	Rusty Loflin, OF
1996	Joe Caruso, 2B
1997	David Tidwell, OF
1999	G.W. Keller, OF
2002	Brent Boyd, 1B
2003	Beau Heard, OF



COLLEGE WORLD SERIES

APPEARANCES: 5 (1950, 1983, 1996, 1997 AND 1999)
RECORD: 11-10 (.524)



ALL-TIME ALABAMA CWS RESULTS

1950

Alabama 9, Bradley 2
Washington State 9, Alabama 1
Wisconsin 3, Alabama 1

1983

National Runner-Up
Alabama 6, Arizona State 5
Alabama 6, Michigan 5
Texas 6, Alabama 4 (10)
Alabama 6, Arizona State 0
Texas 4, Alabama 3
(National Championship)

1996

Alabama 7, Oklahoma State 5
Miami 15, Alabama 1
Clemson 14, Alabama 13

1997

National Runner-Up
Alabama 3, Mississippi State 2
Miami 6, Alabama 1
Alabama 9, Mississippi State 5
Alabama 8, Miami 6
Alabama 8, Miami 2
LSU 13, Alabama 6
(National Championship)

1999

Alabama 11, Oklahoma State 3
Miami 8, Alabama 1
Alabama 6, Rice 5
Miami 5, Alabama 2

NCAA REGIONAL HISTORY

1947 South District III (Charlotte, N.C.)	(3-2)
Alabama 7, Virginia 2 Clemson 1, Alabama 0 Alabama 4, Virginia 0 Alabama 8, Clemson 1 Clemson 4, Alabama 1 (championship)	
1948 South District III (Charlotte, N.C.)	(1-2)
Alabama 4, George Washington 1 North Carolina 11, Alabama 3 George Washington 9, Alabama 8	
1950 South District III (Kannapolis, N.C.)	(3-0)
Regional Champions Alabama 6, Clemson 1 Alabama 3, Wake Forest 2 Alabama 5, Wake Forest 4 (championship)	
1955 South District III (Winter Park, Fla.)	(1-2)
Alabama 4, Rollins College 1 Rollins College 4, Alabama 3 Rollins College 5, Alabama 3	
1968 South District III (Gastonia, N.C.)	(0-2)
NC State 3, Alabama 1 Florida State 6, Alabama 1	
1983 South Regional (Tallahassee, Fla.)	(3-0)
Regional Champions Alabama 6, Miami 4 Alabama 7, Florida State 5 Alabama 11, Miami 9 (championship)	
1986 Atlantic Regional (Coral Gables, Fla.)	(2-2)
Third Place South Carolina 5, Alabama 3 Alabama 4, Navy 1 Alabama 8, South Carolina 7 Georgia Tech 12, Alabama 6	
1991 Atlantic Regional (Tallahassee, Fla.)	(3-2)
Regional Runner-up Alabama 5, Florida International 1 Alabama 5, St. John's 2 Florida State 5, Alabama 2 Alabama 8, Georgia Tech 4 Florida State 6, Alabama 5 (championship)	
1995 East Regional (Clemson, S.C.)	(3-2)
Regional Runner-up Winthrop 4, Alabama 0 Alabama 6, Navy 0 Alabama 11, Richmond 4 Alabama 14, Winthrop 0 Clemson 7, Alabama 4	
1996 South I Regional (Tuscaloosa, Ala.)	(4-0)
Regional Champions Alabama 19, Princeton 2 Alabama 9, South Alabama 3 Alabama 3, Stetson 1 Alabama 18, Virginia 8 (championship)	
1997 South II Regional (Tuscaloosa, Ala.)	(4-0)
Regional Champions Alabama 8, Troy State 5 Alabama 6, Wichita State 2 Alabama 6, NC State 3 Alabama 9, Southern Cal 8 (10) (championship)	
1998 West Regional (Stanford, Calif.)	(3-2)
Regional Runner-up Alabama 8, Minnesota 2 NC State 13, Alabama 10 Alabama 13, Loyola Marymount 5 Alabama 9, NC State 2 Long Beach State 5, Alabama 3 (championship)	
1999 Tuscaloosa (Ala.) Regional	(3-0)
Regional Champions Alabama 16, Navy 3 Alabama 10, Southern Mississippi 4 Alabama 7, Southern Mississippi 6 (championship)	

1999 Super Regional (Tuscaloosa, Ala.)	(2-0)
Super Regional Champions Alabama 13, LSU 6 Alabama 13, LSU 5	
2000 Palo Alto (Calif.) Regional	(3-2)
Regional Runner-up Alabama 8, Nevada 2 Stanford 8, Alabama 6 Alabama 6, Nevada 5 Alabama 14, Stanford 9 Stanford 16, Alabama 6 (championship)	
2002 Tuscaloosa (Ala.) Regional	(3-2)
Regional Runner-up Southeast Missouri State 7, Alabama 4 Alabama 6, Auburn 3 Alabama 7, Southeast Missouri State 4 Alabama 7, Florida Atlantic 2 Florida Atlantic 6, Alabama 5 (championship)	
2003 College Station (Texas) Regional	(1-2)
Alabama 9, Houston 3 Texas A&M 16, Alabama 5 Houston 16, Alabama 8	
2005 New Orleans (La.) Regional	(2-2)
Regional Runner-up Alabama 7, UL Lafayette 5 Tulane 10, Alabama 4 Alabama 4, UL Lafayette 3 Tulane 7, Alabama 4 (championship)	
2006 Tuscaloosa (Ala.) Regional	(3-0)
Regional Champions Alabama 14, Jacksonville State 1 Alabama 4, Troy 3 Alabama 14, Troy 5	
2006 Tuscaloosa (Ala.) Super Regional	(0-2)
North Carolina 11, Alabama 5 North Carolina 9, Alabama 8	
2008 Conway (S.C.) Regional	(1-2)
Alabama 16, East Carolina 3 Coastal Carolina 13, Alabama 10 East Carolina 16, Alabama 1	
2009 Clemson (S.C.) Regional	(0-2)
Oklahoma State 10, Alabama 6 Tennessee Tech 6, Alabama 2	
2010 Atlanta (Ga.) Regional	(4-1)
Regional Champions Alabama 11, Elon 2 Georgia Tech 5, Alabama 2 Alabama 5, Mercer 3 Alabama 8, Georgia Tech 1 Alabama 10, Georgia Tech 8 (championship)	
2010 Clemson (S.C.) Super Regional	(1-2)
Alabama 5, Clemson 4 Clemson 19, Alabama 5 Clemson 8, Alabama 6	
2011 Tallahassee (Fla.) Regional	(2-2)
Alabama 5, Central Florida 3 Florida State 9 Alabama 5 Alabama 12, Central Florida 5 Florida State 11, Alabama 1	
2013 Tallahassee (Fla.) Regional	(1-2)
Troy 5, Alabama 2 Alabama 3, Savannah State 2 Troy 9, Alabama 8	
2014 Tallahassee (Fla.) Regional	(3-2)
Kennesaw State 1, Alabama 0 Alabama 6, Florida State 5 Alabama 6, Georgia Southern 0 Alabama 4, Kennesaw State 1 Kennesaw State 4, Alabama 2	

2021 Ruston (La.) Regional	(1-2)
NC State 8, Alabama 1 Alabama 3, Rider 1 Louisiana Tech 10, Alabama 8	

ALABAMA REGIONAL HISTORY

Overall NCAA Tournament Record
71-51 (.582)

College World Series Record
11-10 (.524)

NCAA Super Regional Record:
3-4 (.429)

NCAA Regional Record:
57-37 (.606)

Regional Championships:
7 (1950, 1983, 1996, 1997, 1999, 2006, and 2010)

First NCAA Appearance:
1947

Last NCAA Appearance:
2021

Atlanta Regional Record:
4-1 (.800)
Championships
2010

Atlantic Regional Record:
5-4 (.556)

Clemson Regional Record:
0-2 (.000)

College Station Regional Record:
1-2 (.333)

Conway Regional Record:
1-2 (.333)

East Regional Record:
3-2 (.600)

New Orleans Regional Record:
2-2 (.500)

Palo Alto Regional Record:
3-2 (.600)

Ruston Regional Record:
1-2 (.333)

South Regional Record:
19-9 (.679)
Championships:
1950, 1983, 1996 and 1997

Tallahassee Regional Record:
12-8 (.600)

Tuscaloosa Regional Record:
9-2 (.818)
Championships:
1999 and 2006

West Regional Record:
3-2 (.600)

ALABAMA'S SEC HISTORY



Alabama's 2006 team that was crowned SEC Regular-Season Champions

SEC REGULAR-SEASON CHAMPIONSHIPS

LSU (17) – 1939, 43, 46, 61, 75, 86, 90, 91, 92, 93, 96, 97, 2003, 09, 12, 15, 17

Florida (15) – 1952, 56, 62, 81, 82, 84, 88, 96, 98, 2005, 10, 11, 14, 17, 18

ALABAMA (14) – 1934, 35, 36, 38, 40, 41, 42, 47, 50, 55, 68, 83, 96, 2006

Mississippi State (11) – 1948, 49, 65, 66, 70, 71, 79, 85, 87, 89, 2016

Ole Miss (7) – 1959, 60, 64, 69, 72, 77, 2009

Vanderbilt (7) – 1973, 74, 80, 2007, 11, 13, 19

Auburn (6) – 1937, 58, 63, 67, 76, 78

Georgia (6) – 1933, 34, 54, 2001, 04, 08

Arkansas (3) – 1999, 2004, 21

South Carolina (3) – 2000, 02, 11

Tennessee (3) – 1951, 94, 95

Kentucky (1) – 2006

*Georgia Tech (1) – 1957

Missouri (0)

Texas A&M (0)

**Dropped out of SEC after the 1964 season*

SEC DIVISION CHAMPIONSHIPS

Florida (23) – 1960, 62, 68, 69, 77, 78, 79, 80, 81, 82, 83, 84, 85, 92, 96, 97, 98, 2005, 10, 11, 14, 17, 18

LSU (18) – 1961, 75, 85, 92, 93, 94, 96, 97, 98, 2000, 01, 03, 05, 08, 09, 12, 13, 15, 17

Ole Miss (13) – 1959, 60, 63, 64, 67, 69, 72, 77, 82, 2005, 09, 14, 18

ALABAMA (11) – 1950, 55, 57, 58, 68, 73, 74, 81, 96, 2002, 06

Mississippi State (11) – 1962, 65, 66, 70, 71, 79, 81, 83, 84, 16, 19

Auburn (10) – 1961, 63, 64, 65, 67, 76, 78, 80, 95, 2010

Vanderbilt (8) – 1971, 72, 73, 74, 2011, 13, 15, 19

South Carolina (7) – 1999, 2000, 02, 03, 11, 12, 16

Arkansas (6) – 1999, 2004, 11, 18, 19, 21

Tennessee (6) – 1966, 70, 93, 94, 95, 2021

Georgia (4) – 1975, 2001, 04, 08

Kentucky (2) – 1976, 2006

*Georgia Tech (1) – 1959

Missouri (0)

Texas A&M (0)

**Dropped out of the SEC after the 1964 season*

SOUTHEASTERN CONFERENCE REGULAR-SEASON CHAMPIONS

Year	Record
1933 Georgia	8-1
1934 ALABAMA	14-2
1935 ALABAMA	19-2
1936 ALABAMA	7-3
1937 Auburn	8-1
1938 ALABAMA	10-1
1939 LSU	10-2
1940 ALABAMA	12-1
1941 ALABAMA	13-2
1942 ALABAMA	9-1
1943 LSU	11-3
1944 No Season	
1945 No Season	
1946 LSU	11-3
1947 ALABAMA	11-3
1948 Mississippi State	12-5
1949 Mississippi State	13-3
1950 ALABAMA	13-4
1951 Tennessee	16-1
1952 Florida	12-2
1953 Georgia	12-3
1954 Georgia	11-4
1955 ALABAMA	12-2
1956 Florida	13-3
1957 Georgia Tech	13-3
1958 Auburn	12-3
1959 Ole Miss	10-3
1960 Ole Miss	12-2
1961 LSU	11-4
1962 Florida	14-3
1963 Auburn	15-3
1964 Ole Miss	11-1
1965 Mississippi State	11-4
1966 Mississippi State	11-4
1967 Auburn	15-2
1968 ALABAMA	10-8
1969 Ole Miss	11-5
1970 Mississippi State	11-4
1971 Mississippi State	13-5
1972 Ole Miss	15-3
1973 Vanderbilt	11-5
1974 Vanderbilt	11-4
1975 LSU	19-3
1976 Auburn	12-7
1977 Ole Miss	15-9
1978 Auburn	15-8
1979 Mississippi State	17-2
1980 Vanderbilt	13-9
1981 Florida	16-7

Year	Record
1982 Florida	14-8
1983 ALABAMA	14-7
1984 Florida	18-4
1985 Mississippi State	16-8
1986 LSU	22-5
1987 Mississippi State	20-5
1988 Florida	21-6
1989 Mississippi State	20-5
1990 LSU	20-7
1991 LSU	19-7
1992 LSU	18-6
1993 LSU	18-8-1
1994 Tennessee	24-5
1995 Tennessee	22-8
1996 ALABAMA	20-10
Florida	20-10
LSU	20-10
1997 LSU	22-7
1998 Florida	21-8
1999 Arkansas	22-8
2000 South Carolina	25-5
2001 Georgia	20-10
2002 South Carolina	22-8
2003 LSU	20-9-1
2004 Arkansas	19-11
Georgia	19-11
2005 Florida	20-10
2006 ALABAMA	20-10
Kentucky	20-10
2007 Vanderbilt	22-8
2008 Georgia	20-9-1
2009 LSU	20-10
2010 Florida	22-8
Ole Miss	20-10
2011 Florida	22-8
South Carolina	22-8
Vanderbilt	22-8
2012 LSU	19-11
2013 Vanderbilt	26-3
2014 Florida	21-9
2015 LSU	21-8
2016 Mississippi State	21-9
2017 Florida	21-9
LSU	21-9
2018 Florida	20-10
2019 Vanderbilt	23-7
2020 None	---
2021 Arkansas	22-8

ALABAMA'S SEC HISTORY

ALL-TIME SEC TOURNAMENT STANDINGS

[1977-2019, 2021]

Team	Titles	Years
LSU	12	1986, 1990, 1992, 1993, 1994, 2000, 2008, 2009, 2010 2013, 2014 and 2017
ALABAMA	7	1983, 1995, 1996, 1997, 1999, 2002 and 2003
Florida	7	1981, 1982, 1984, 1988, 1989, 2011 and 2015
Mississippi State	7	1979, 1985, 1987, 1990, 2001, 2005 and 2012
Ole Miss	3	1977, 2006 and 2018
Tennessee	3	1993, 1994 and 1995
Vanderbilt	3	1980, 2006 and 2019
Auburn	2	1989 and 1998
Arkansas	1	2021
South Carolina	1	2004
Texas A&M	1	2016
Georgia	0	
Kentucky	0	
Missouri	0	



SEC TOURNAMENT CHAMPIONSHIPS (BY HEAD COACH)

Coach	School	Titles	Years
Jim Wells	Alabama	6	1995, 1996, 1997, 1999, 2002 and 2003
Skip Bertman	LSU	6	1986, 1990, 1992, 1993, 1994 and 2000
Paul Manieri	LSU	6	2008, 2009, 2010, 2013, 2014 and 2017
Ron Polk	Mississippi State	5	1979, 1985, 1987, 1990 and 2005
Joe Arnold	Florida	3	1984, 1988 and 1991
Rod Delmonico	Tennessee	3	1993, 1994 and 1995
Hal Baird	Auburn	2	1989 and 1998
Mike Bianco	Ole Miss	2	2006 and 2018
Tim Corbin	Vanderbilt	2	2007 and 2019
Kevin O'Sullivan	Florida	2	2011 and 2015
Dave Van Horn	Arkansas	1	2021
Rob Childress	Texas A&M	1	2016
John Cohen	Mississippi State	1	2012
Ray Tanner	South Carolina	1	2004
Pat McMahon	Mississippi State	1	2001
Barry Shollenberger	Alabama	1	1983
Jack Rhine	Florida	1	1982
Jay Bergman	Florida	1	1981
Larry Schmittou	Vanderbilt	1	1980
Paul Nix	Auburn	1	1978
Jake Gibbs	Ole Miss	1	1977

ALL-TIME SEC TOURNAMENT STANDINGS (1977-2019, 2021) TOURNAMENT GAMES

Team	App.	Played	Won	Lost	Pct.	Titles
LSU	35	133	88	45	.662	12
Mississippi State	35	123	66	57	.537	7
ALABAMA	29	96	51	45	.531	7
Florida	40	137	71	66	.518	7
Vanderbilt	25	91	52	39	.571	3
Tennessee	17	55	28	27	.509	3
Ole Miss	25	87	44	43	.506	3
Auburn	28	86	35	51	.407	3
Texas A&M	7	21	12	9	.571	1
Arkansas	25	80	38	42	.475	1
South Carolina	28	79	29	50	.367	1
Georgia	26	79	31	48	.392	0
Kentucky	22	59	22	37	.373	0
Missouri	6	10	2	8	.200	0

SEC TOURNAMENT HISTORY:

Alabama has compiled a 59-56 (.513) all-time SEC Tournament record, dating back to its first appearance in the 1950 SEC Playoffs, a best-of-five series win over Kentucky, the SEC Eastern Division champion. The Crimson Tide is 51-45 (.531) since the league moved to an SEC Tournament format in 1977.

In SEC Tournament games at the Hoover Met (formerly Regions Park), Alabama is 39-27 (.591) with four SEC postseason titles in 1996, 1999, 2002 and 2003.

The Crimson Tide is 7-1 in eight SEC Tournament championship games, winning the title against five different teams. Following a 4-3 loss to LSU in the 2010 SEC championship game, Alabama is 3-1 in the deciding game against the Tigers. Alabama defeated LSU to win the SEC Tournament championship in 1995, 1997 and 2002. The Tide also has championship game wins over Mississippi State (1993), Florida (1996), Arkansas (1999) and South Carolina (2002).


SEC CHAMPIONSHIP GAME APPEARANCES

Year	Result	Location
1983	Alabama 10 , Mississippi State 9	Starkville, Miss.
1995	Alabama 9 , LSU 8	Starkville, Miss.
1996	Alabama 15 , Florida 5	Hoover, Ala.
1997	Alabama 12 , LSU 2	Columbus, Ga.
1999	Alabama 9 , Arkansas 3	Hoover, Ala.
2002	Alabama 6 , South Carolina 2	Hoover, Ala.
2003	Alabama 10 , LSU 3	Hoover, Ala.
2010	LSU 4, Alabama 3 (11 innings)	Hoover, Ala.

ALABAMA SEC TOURNAMENT HISTORY

SEC TOURNAMENT APPEARANCES 34	SEC PLAYOFF RECORD (Prior to 1977) 8-11 (.421)
FIRST APPEARANCE 1950	SEC WESTERN DIVISION PLAYOFF RECORD 1-0 (1.000)
MOST RECENT APPEARANCE 2021	SEC WESTERN DIVISION TOURNAMENT RECORD (1993-95) 4-5 (.444)
SEC TOURNAMENT CHAMPIONSHIPS 1983, 1995, 1996, 1997, 1999, 2002 and 2003	CHAMPIONSHIPS 1 (1995)
ALL-TIME SEC POSTSEASON RECORD 59-56 (.513)	

ALABAMA IN THE SEC TOURNAMENT

**1950 SEC Playoffs (3-1)****SEC Champions**

Alabama 4, Kentucky 1 (Tuscaloosa)
 Alabama 13, Kentucky 0 (Tuscaloosa)
 Kentucky 14, Alabama 3 (Lexington)
 Alabama 9, Kentucky 1 (Lexington)
 *Alabama won series, 3 games to 1

1955 SEC Playoffs (2-0)**SEC Champions**

Alabama 12, Georgia 1 (Tuscaloosa)
 Alabama 6, Georgia 4 (Athens)
 *Alabama won series 2 games to none

1957 SEC Playoffs (1-2)

Georgia Tech 5, Alabama 4 (Tuscaloosa)
 Alabama 11, Georgia Tech 10 (Atlanta)
 Georgia Tech 10, Alabama 1 (Atlanta)

1958 SEC Playoffs (0-2)

Auburn 4, Alabama 3 (13) (Birmingham)
 Auburn 5, Alabama 4 (Birmingham)

1968 SEC Western Division Playoff (1-0)

Alabama 6, LSU 4 (Baton Rouge)

1968 SEC Playoffs (1-2)**SEC Champions**

Florida 4, Alabama 3 (Gainesville)
 Alabama 5, Florida 0 (Tuscaloosa)
 Alabama 3, Florida 0 (Tuscaloosa)

1973 SEC Playoffs (0-2)

Vanderbilt 5, Alabama 1 (Tuscaloosa)
 Vanderbilt 13, Alabama 7 (Nashville)

1974 SEC Playoffs (0-2)

Vanderbilt 12, Alabama 8 (Nashville)
 Vanderbilt 2, Alabama 1 (Tuscaloosa)

1981 SEC Tournament (0-2)**Starkville, Miss.**

Florida 3, Alabama 2
 Kentucky 3, Alabama 2

1982 SEC Tournament (0-2)**Gainesville, Fla.**

Florida 7, Alabama 3
 Tennessee 7, Alabama 6

1983 SEC Tournament (3-0)**SEC Champions****Starkville, Miss.**

Alabama 15, Florida 2
 Alabama 8, Tennessee 6
 Alabama 10, Mississippi State 9

1984 SEC Tournament (0-2)**Gainesville, Fla.**

Florida 5, Alabama 3
 Mississippi State 8, Alabama 4

1986 SEC Tournament (1-2)**Baton Rouge, La.**

Alabama 8, Auburn 7 (11)
 LSU 10, Alabama 7
 Georgia 6, Alabama 4

1989 SEC Tournament (0-2)**Gainesville, Fla.**

Florida 7, Alabama 6
 Mississippi State 11, Alabama 10

1991 SEC Tournament (0-2)**Baton Rouge, La.**

Mississippi State 15, Alabama 10
 Florida 4, Alabama 3

1993 SEC Western Division Tournament (0-2)**Baton Rouge, La.**

Auburn 13, Alabama 4
 Ole Miss 4, Alabama 2

1994 SEC Western Division Tournament (0-2)**Oxford, Miss.**

LSU 3, Alabama 2
 Ole Miss 5, Alabama 4 (11)

1995 SEC Western Division Tournament (4-1)**SEC Western Division Tournament Champs****Starkville, Miss.**

Alabama 9, LSU 8
 Arkansas 5, Alabama 2
 Alabama 6, Mississippi State 3
 Alabama 8, Arkansas 7
 Alabama 9, LSU 8

1996 SEC Tournament (5-1)**SEC Champions****Hoover, Ala.**

Alabama 3, Kentucky 2
 Alabama 3, Tennessee 1 (14)
 Florida 7, Alabama 3
 Alabama 16, Kentucky 8
 Alabama 10, Florida 5
 Alabama 15, Florida 5

ALABAMA IN THE SEC TOURNAMENT

1997 SEC Tournament (4-1)

SEC Champions

Columbus, Ga.

Alabama 16, Mississippi State 3

Alabama 13, Florida 6

LSU 12, Alabama 7

Alabama 6, Florida 3

Alabama 12, LSU 2

1998 SEC Tournament (4-1)

Hoover, Ala.

Auburn 11, Alabama 8

Alabama 8, Kentucky 3

Alabama 3, Florida 2

Alabama 4, Auburn 3

Auburn 9, Alabama 1

1999 SEC Tournament (4-0)

SEC Champions

Hoover, Ala.

Alabama 7, Ole Miss 6

Alabama 4, Mississippi State 3

Alabama 12, Mississippi State 11

Alabama 9, Arkansas 3

2000 SEC Tournament (2-2)

Hoover, Ala.

Alabama 9, Mississippi State 3

LSU 18, Alabama 12

Alabama 12, Georgia 4

LSU 6, Alabama 5

2002 SEC Tournament (4-1)

SEC Champions

Hoover, Ala.

Alabama 12, Mississippi State 2 (8)

Alabama 7, Florida 4

Florida 7, Alabama 4

Alabama 11, Florida 9

Alabama 6, South Carolina 2 (Championship)

2003 SEC Tournament (4-0)

SEC Champions

Hoover, Ala.

Alabama 9, South Carolina 7

Alabama 7, Auburn 5

Alabama 13, Auburn 3 (7)

Alabama 10, LSU 3 (Championship)

2005 SEC Tournament (1-2)

Hoover, Ala.

Ole Miss 3, Alabama 1

Alabama 5, Arkansas 4

Ole Miss 5, Alabama 3

2006 SEC Tournament (2-2)

Hoover, Ala.

LSU 4, Alabama 3

Alabama 4, Arkansas 3

Alabama 8, LSU 3

Ole Miss 9, Alabama 2

2007 SEC Tournament (0-2)

Hoover, Ala.

Arkansas 6, Alabama 0

Florida 3, Alabama 2

2008 SEC Tournament (2-2)

Hoover, Ala.

Kentucky 9, Alabama 3

Alabama 5, Georgia 2

Alabama 13, Kentucky 4

LSU 12, Alabama 8

2009 SEC Tournament (0-2)

Hoover, Ala.

South Carolina 9, Alabama 5 (11)

LSU 9, Alabama 6

2010 SEC Tournament (3-1)

Hoover, Ala.

Alabama 7, Auburn 1

Alabama 6, Ole Miss 3

Alabama 5, Florida 2

LSU 4, Alabama 3 (11)

2011 SEC Tournament (1-2)

Hoover, Ala.

Alabama 7, Arkansas 4

Florida 6, Alabama 0

Arkansas 4, Alabama 1

2013 SEC Tournament (2-2)

Hoover, Ala.

Alabama 6, Auburn 3

LSU 3, Alabama 0

Alabama 7, Ole Miss 5 (10)

LSU 3, Alabama 2

2014 SEC Tournament (0-1)

Hoover, Ala.

Kentucky 7, Alabama 1

2015 SEC Tournament (2-2)

Hoover, Ala.

Alabama 6, Ole Miss 1

Texas A&M 4, Alabama 3

Alabama 4, Missouri 3

Vanderbilt 16, Alabama 1 (7)

2016 SEC Tournament (1-2)

Hoover, Ala.

Alabama 5, Kentucky 2

Mississippi State 4, Alabama 1

Florida 5, Alabama 4

2021 SEC Tournament (2-2)

Hoover, Ala.

Alabama 9, South Carolina 3

Alabama 3, Tennessee 2 (11)

Florida 7, Alabama 2

Tennessee 11, Alabama 0 (7)

Alabama SEC Tournament Record vs. Opponents

Arkansas	5-3
Auburn	6-5
Florida	10-12
Georgia	4-1
Georgia Tech	1-2
LSU	4-11
Kentucky	8-4
Missouri	1-0
Ole Miss	7-5
Mississippi State	7-4
South Carolina	3-1
Tennessee	3-2
Texas A&M	0-1
Vanderbilt	0-5
OVERALL RECORD	59-56

SEC TOURNAMENT RECORDS

SEC TOURNAMENT TEAM RECORDS

(held by Alabama players)

Games Played

Series: 6, Alabama (1996)

Wins

Series: 5, Alabama (1996)

Highest Batting Average

Series: .403, Alabama (1997)

Hits

Series: 79, Alabama (1996) (241 AB)

Doubles

Series: 21, Alabama (1996)

Home Runs

Game: 6, Alabama vs. Florida (May 16, 1997)

Series: 13, Alabama (1997)

SEC TOURNAMENT BATTING RECORDS

(held by Alabama players)

Batting Average

Game: 1.000 David Magadan (5-5)

vs. Florida (May 13, 1983)

1.000 Joe Vitiello (4-4)

vs. Mississippi State (May 12, 1989)

1.000 Dustan Mohr (3-3)

vs. Florida (May 16, 1997)

Series: .909 David Magadan (10-11) (1983)

At-Bats

Series: 31, Doug Hall (1996)

Runs Batted In

Game: 6, Phillip Doyle

vs. Mississippi State (May 12, 1989)

Series: 11, David Magadan (1983)

Doubles

Game: 3, Hunter Plott

vs. Mississippi State (May 16, 1991)

Series: 5, Chris Moller (1996)

Triples

Series: 2, Joe Caruso (1997)

Home Runs

Game: 2, David Magadan

vs. Florida (May 13, 1983)

2, Chris Moller

vs. LSU (May 18, 1995)

2, Dustan Mohr

vs. Florida (May 16, 1997)

2, Drew Bounds

vs. Auburn (May 16, 1998)

Total Bases

Game: 13, David Magadan (1B, 2 2Bs, 2 HRs)

vs. Florida (May 13, 1983)

Stolen Bases

Game: 3, Scott McClanahan

vs. Arkansas (May 23, 1999)

SEC TOURNAMENT PITCHING RECORDS

(held by Alabama players)

Wins

Series: 3, Neal Lamb (1995)

SEC BASEBALL TOURNAMENT



The Southeastern Conference Baseball Tournament will be held at Hoover Metropolitan Stadium from May 24-29, 2022. This is the 24th consecutive year the tournament has been played in Hoover and the 25th time overall.

The 2022 SEC Baseball Tournament will host 12 teams for the fourth straight year, after increasing from 10 to 12 in 2013. Seeds 5-12 will meet in a single-elimination format on the opening day of the tournament, followed by traditional double-elimination play Wednesday-Friday, before returning to single-elimination play on Saturday and Sunday. A total of 17 games will be played over the six days.

The 12 teams will be seeded 1-12, with the two divisional champions and top four seeds guaranteed opening-round byes, with the possibility of earning another bye later in the bracket. The tournament field will include the top teams from the SEC's Eastern and Western divisions, plus 10 at-large bids, seeded 3-12 based on conference winning percentage.

The tournament began in 1977 with the first and second-place teams from the Eastern and Western divisions meeting at campus sites to determine the league's automatic bid into the NCAA Tournament. In 1986, the SEC abandoned divisional play and the top four teams in the league standings qualified for the postseason tournament at campus sites. The 1990 SEC Tournament was played at the Hoover Met, the first off-campus tournament in league history.

The format remained the same until the league expanded to 12 teams in 1992, adding Arkansas and South Carolina. In 1992, the league went back to divisional play and invited the top four teams from each division to the SEC Tournament at the Superdome in New Orleans.

The SEC instituted another change in 1993, as the league had two separate divisional tournaments over the next three years. The overall SEC champion and NCAA automatic qualifier was the team with the best conference combined winning percentage from the regular season and postseason tournaments. Alabama won the SEC Western Division tournament in Starkville in 1995, the first of three straight tournament titles for the Tide.

The 1996 and 1997 tournaments were eight-team events in Hoover and Columbus, Ga., respectively but those events introduced one-game play-ins. Prior to the expansion to 10 teams in 2012, an eight-team double-elimination format was used for 14 years (1998-2011).

Alabama is tied for second all-time with seven SEC Tournament titles, most recently in 2003. LSU leads the way with 12 SEC Tournament championships, including back-to-back titles in 2009 and 2010. Overall, 11 of the 14 SEC teams have won at least one SEC Tournament crown since 1977.

After Dave Van Horn led Arkansas to the tournament title in 2021, 21 different head coaches had won at least one SEC Tournament championship. Former Alabama head coach Jim Wells along with former LSU coaches Skip Bertman and Paul Mainieri have the most all time with six championships, while former Mississippi State head coach Ron Polk won five tournament titles. Florida has the most coaches to win the SEC Tournament with four, including Jay Bergman (1981), Jack Rhine (1982), Joe Arnold (1984, 1988 and 1991) and Kevin O'Sullivan (2011, 2015).

Alabama has been involved in the two largest championship game crowds in tournament history. The Tide's 9-3 win over Arkansas in the 1999 SEC Championship game on May 23 drew 16,165 fans, the largest crowd in tournament history and second-largest crowd in Hoover Met annals. The Tide's 6-2 win over South Carolina on May 26, 2002, drew 13,367 fans, the second-largest for a title game in tournament lore.

The Hoover Met seats 10,800 for baseball, but can accommodate more than 16,000 when the patio, banquet and side grassy areas are used. The stadium also houses 12 suites and state-of-the-art dressing and training rooms. Wireless internet access was added in 2004, concourse and signage renovation was done in 2005, and then a second-level pressbox expansion, new stadium seating and an exterior facelift in 2007 completed a \$4.5 million renovation project. A new video scoreboard was added in 2008. Most recently, a state-of-the-art convention center along with practice fields were added to the grounds in 2019.

The SEC will keep its conference baseball tournament in suburban Birmingham for the 2022 year and could stretch its stay to five.

FORMAT AND SEEDING

The 12-team tournament will consist of two six-team brackets. The two bracket winners will play in a single championship game on Sunday. Seeding for the SEC Tournament is based on each team's winning percentage during the SEC regular season. The division champions shall be automatically seeded No. 1 and No. 2, based on winning percentage in conference competition. The rest shall be seeded No. 3 through No. 12 based on conference winning percentage. Once a team is seeded, it shall maintain that same seeded position throughout the tournament.

TIE-BREAKERS

Two-Team Tie

When two teams are tied for a finish, the following procedure will be used (in order until the tie is broken):

1. Win-loss results of head-to-head competition between the two tied teams.
2. If they are divisional opponents:
 - a. Won-lost percentage within their division (over the 15-game SEC division schedule).
 - b. Won-lost percentage of the two teams versus the No. 1 team in their division (and proceeding through the No. 6 team, if necessary).
3. If two teams are not divisional opponents:
 - a. Win-loss record of the two teams versus the No. 1 seed using common opponents only (and proceeding through the No. 8 seed, if necessary).
4. Coin flip by the Commissioner.

Three-Team Tie (or more)

When three or more teams are tied for a finish, the following procedure will be used (in order until the tie is broken).

Note: If the three tied teams have three different records against each other, they shall be seeded in best-percentage order. Otherwise, once the three-team tie is broken, the two-team tie-breaker will be used.

1. If all three teams are common opponents: Total won-lost percentage of games played among the tied teams.
2. Won-lost percentage of the tied teams versus the No. 1 seed and proceeding through the No. 8 seed, if necessary, using common opponents only.
3. If three or more teams still are tied, the Commissioner will conduct a draw.

2022 SEC TOURNAMENT SCHEDULE

TUESDAY, MAY 24

Game 1	9:30 a.m.	#6 Seed vs. #11 Seed
Game 2	1 p.m.	#7 Seed vs. #10 Seed
Game 3	4:30 p.m.	#8 Seed vs. #9 Seed
Game 4	8 p.m.	#5 Seed vs. #12 Seed

WEDNESDAY, MAY 25

Game 5	9:30 a.m.	#3 Seed vs. Winner Game 1
Game 6	1 p.m.	#2 Seed vs. Winner Game 2
Game 7	4:30 p.m.	#1 Seed vs. Winner Game 3
Game 8	8 p.m.	#4 Seed vs. Winner Game 4

THURSDAY, MAY 26

Game 9	9:30 a.m.	Loser Game 5 vs. Loser Game 6
Game 10	1 p.m.	Loser Game 7 vs. Loser Game 8
Game 11	4:30 p.m.	Winner Game 5 vs. Winner Game 6
Game 12	8 p.m.	Winner Game 7 vs. Winner Game 8

FRIDAY, MAY 27

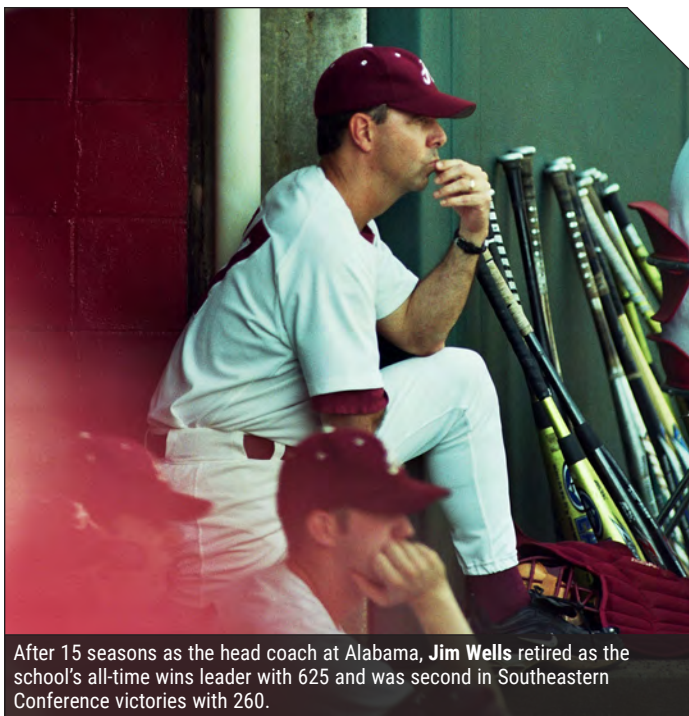
Game 13	3 p.m.	Winner Game 9 vs. Loser Game 11
Game 14	6:30 p.m.	Winner Game 10 vs. Loser 12

SATURDAY, MAY 28

Game 15	12 p.m.	Winner Game 13 vs. Winner Game 11
Game 16	3:30 p.m.	Winner Game 14 vs. Winner Game 12

SUNDAY, MAY 29

Game 17	2 p.m.	Winner Game 15 vs. Winner Game 16
---------	--------	-----------------------------------



After 15 seasons as the head coach at Alabama, **Jim Wells** retired as the school's all-time wins leader with 625 and was second in Southeastern Conference victories with 260.

ALABAMA COACHES OVERALL RECORDS

Coach	Years	Record	Percentage
Shelby Fletcher	1892	1-0	1.000
W.M. Walker	1893	4-6-1	.409
J.H. Lyons	1894	10-3	.769
J.F. Jenkins	1895	9-2	.818
Eli Abbott	1896	5-5	.500
"Kid" Peeples	1897	10-0	1.000
Joseph Black	1898	2-3	.400
F.C. Owen	1899	3-6	.333
Ardis Smith	1900	9-3	.750
Thomas Stouch	1901-05	50-18-1	.732
Charlie Schwartz	1906	4-16-1	.214
J.W.H. Pollard	1907-10	67-22-1	.750
Guy S. Lowman	1911	12-5	.706
D.V. Graves	1912-15	65-32-2	.667
Loonie Noojin	1916-19	54-19	.740
Gordon Lewis	1920	16-2	.889
Charles Bernier	1921-23	30-35-4	.464
Wallace Wade	1924-27	61-32-2	.653
Hank Crisp	1928	12-7-2	.619
Jess Neely	1929-30	28-15-2	.644
Sam Hinton	1931-32	23-7-2	.750
J.B. Whitworth	1933-34	25-10	.706
Tilden Campbell	1935-42, 47-63	355-170-4	.675
Paul Burnham	1943	12-6	.667
Dixie Howell	1946	12-8	.600
Joe Sewell	1964-69	106-79	.573
Hayden Riley	1970-79	234-208-1	.529
Barry Shollenberger	1980-94	487-334-1	.593
Jim Wells	1995-2009	625-321	.661
Mitch Gaspard	2010-16	234-193	.548
Greg Goff	2017	19-34-1	.361
Brad Bohannon	2018-Present	105-82	.562

ALABAMA COACHES SEC RECORDS

Coach	Years	Record	Percentage
J.B. Whitworth	1933-34	22-8	.733
Tilden Campbell	1935-42, 47-63	253-112-3	.692
Paul Burnham	1943	9-4	.692
Dixie Howell	1946	10-5	.667
Joe Sewell	1964-69	44-51	.463
Hayden Riley	1970-79	82-105	.439
Barry Shollenberger	1980-94	171-188-1	.476
Jim Wells	1995-2009	259-187	.581
Mitch Gaspard	2010-16	94-114	.452
Greg Goff	2017	5-24-1	.183
Brad Bohannon	2018-Present	27-62	.303

ALABAMA RECORD BY DECADES

Years	Games	Won	Lost	Tied	Percentage
1892-99	70	44	25	1	.636
1900-09	178	118	58	2	.669
1910-19	210	143	64	3	.688
1920-29	224	130	84	10	.603
1930-39	171	123	45	3	.728
1940-49	167	119	47	1	.716
1950-59	234	153	80	1	.656
1960-69	272	155	116	1	.572
1970-79	443	234	208	1	.529
1980-89	542	329	212	1	.608
1990-99	617	405	212	0	.656
2000-09	609	378	231	0	.621
2010-19	593	310	282	1	.524
2020-29	75	48	27	0	.640
Totals	4,397	2,689	1,683	25	.614

ALABAMA SEC RECORD BY DECADES

Years	Games	Won	Lost	Tied	Percentage
1933-39	86	61	24	1	.715
1940-49	114	89	25	0	.781
1950-59	163	109	53	1	.672
1960-69	157	75	81	1	.481
1970-79	187	82	105	0	.439
1980-89	238	126	111	1	.532
1990-99	269	143	126	0	.532
2000-09	299	161	138	0	.539
2010-19	298	114	183	1	.384
2020-29	29	12	17	0	.414
Totals	1,841	976	860	5	.532

* From 1993-95, the Southeastern Conference counted all SEC postseason games towards the final regular-season standings

ALABAMA WINNING STREAKS

Rank	Streak	Year	Description
1.	16	1999	Games 51-66 (May 7-June 10)
2.	15	1997	First 15 games of season
		1983	Games 40-54
		1909	Games 2-16
5.	14	2020	First 14 games of season
6.	13	1984	Games 4-16
		1966-67	Last 8 games of 1966-first 5 games of 1967
		1940	Games 2-14
9.	12	2019	Games 7-18
		1941	Last 12 games of season
		1913	Games 16-27

ALABAMA WINNING STREAKS TO START A SEASON

Rank	Streak	Year	Dates
1.	15	1997	Feb. 14-March 8
2.	14	2020	Feb. 14-March 6
3.	11	1988	Feb. 20-March 8
4.	10	2002	Feb. 12-March 1
		1998	Feb. 13-25
		1897	Entire Season
7.	9	2018	Feb. 16-28
		1938	N/A
		1924	N/A
10.	8 (4x - last)	2010	Feb. 20-March 6

ALABAMA LOSING STREAKS

Rank	Streak	Year	Description
1.	9	1906	Games 4-12
2.	8	1989	Games 25-32
3.	7	2018	Games 20-26
		2017	Games 38-44
		2003	Games 47-53
		1994	Games 22-28
		1990	Games 37-43
		1888	Games 14-20
9.	6	2021	Games 19-24
		2008	Games 15-20
		1979	Games 36-41
		1922	Games 8-13 (includes one tie)

OVERALL GAMES PLAYED: 4,397
WON: 2,689 LOST: 1,683 TIED: 25
WINNING %: .614

Year	Coach	Overall	SEC	Honors
1892	Shelby Fletcher (Mgr.)	1-0		1st Game: July 1, 1892
1893	W.M. Walker (Mgr.)	4-6-1		
1894	J.H. Lyons (Mgr.)	10-3		
1895	J.F. Jenkins (Mgr.)	9-2		
1896	Eli Abbott	5-5		
1897	"Kid" Peeples	10-0		
1898	Joseph Black (Mgr.)	2-3		
1899	F.C. Owen (Mgr.)	3-6		
1900	Ardis Smith	9-3		
1901	Thomas Stouch	9-3		
1902	Thomas Stouch	7-1		
1903	Thomas Stouch	16-3		
1904	Thomas Stouch	12-10		
1905	Thomas Stouch	6-8-1		
1906	Charlie Schwartz	4-16-1		
1907	J.W.H. Pollard	21-7		
1908	J.W.H. Pollard	15-4		
1909	J.W.H. Pollard	19-3		SIAA Champions
1910	J.W.H. Pollard	12-8-1		
1911	Guy S. Lowman	12-5		
1912	D.V. Graves	16-6		
1913	D.V. Graves	21-7-1		SIAA Champions
1914	D.V. Graves	11-15		
1915	D.V. Graves	17-4-1		SIAA Champions
1916	Loonie Noojin	12-10		
1917	Loonie Noojin	13-3		SIAA Champions
1918	Loonie Noojin	13-4		SIAA Champions
1919	Loonie Noojin	16-2		SIAA Champions
1920	Gordon Lewis	16-2		SIAA Champions
1921	Charles Bernier	9-12-1		
1922	Charles Bernier	7-16-2		
1923	Charles Bernier	14-7-1		
1924	Wallace Wade	17-6		
1925	Wallace Wade	21-6		
1926	Wallace Wade	10-12-1		
1927	Wallace Wade	13-8-1		
1928	Hank Crisp	12-7-2		
1929	Jess Neely	11-8-2		
1930	Jess Neely	17-7		Southern Conference Champions
1931	Sam Hinton	13-5-1		
1932	Sam Hinton	10-2-1		Southern Conference Champions
1933	J.B. Whitworth	10-6	7-6	
1934	J.B. Whitworth	15-4	15-2	SEC Champions
1935	Tilden "Happy" Campbell	12-2	10-2	SEC Champions
1936	Tilden "Happy" Campbell	10-3-1	7-3-1	SEC Champions
1937	Tilden "Happy" Campbell	12-4	8-2	
1938	Tilden "Happy" Campbell	14-2	10-1	SEC Champions
1939	Tilden "Happy" Campbell	10-10	4-8	
1940	Tilden "Happy" Campbell	14-2	12-1	SEC Champions
1941	Tilden "Happy" Campbell	19-2-1	13-2	SEC Champions
1942	Tilden "Happy" Campbell	10-2	9-1	SEC Champions
1943	Paul Burnham	12-6	9-4	
1944	NO TEAM DUE TO WORLD WAR II			
1945	NO TEAM DUE TO WORLD WAR II			
1946	Millard "Dixie" Howell	12-8	10-5	
1947	Tilden "Happy" Campbell	20-8	11-3	SEC Champions; NCAA District III Playoffs
1948	Tilden "Happy" Campbell	18-11	11-5	NCAA District III Playoffs
1949	Tilden "Happy" Campbell	14-8	14-4	
1950	Tilden "Happy" Campbell	23-12	12-4	SEC Champions; NCAA District III Champs; CWS (T5th)
1951	Tilden "Happy" Campbell	17-5-1	14-4-1	
1952	Tilden "Happy" Campbell	13-11	11-8	
1953	Tilden "Happy" Campbell	10-9	8-9	
1954	Tilden "Happy" Campbell	10-7	8-7	
1955	Tilden "Happy" Campbell	23-6	16-2	SEC Champions; NCAA District III Playoffs
1956	Tilden "Happy" Campbell	18-7	11-5	
1957	Tilden "Happy" Campbell	18-8	10-4	
1958	Tilden "Happy" Campbell	13-8	11-5	SEC West Champions
1959	Tilden "Happy" Campbell	8-7	8-5	SEC West Champions
1960	Tilden "Happy" Campbell	11-7	9-6	
1961	Tilden "Happy" Campbell	12-9	6-9	
1962	Tilden "Happy" Campbell	15-11-1	9-7-1	

RECORDS & HISTORY

OVERALL SEC GAMES PLAYED: 1,841 WON: 976 LOST: 860 TIED: 5 WINNING %: .532

Year	Coach	Overall	SEC	Honors
1963	Tilden "Happy" Campbell	11-10	7-8	
1964	Joe Sewell	10-10	6-8	
1965	Joe Sewell	12-12	6-10	
1966	Joe Sewell	13-7	6-6	
1967	Joe Sewell	23-21	8-10	
1968	Joe Sewell	24-14	10-8	SEC Champions; NCAA District III Playoffs
1969	Joe Sewell	24-15	8-9	
1970	Hayden Riley	10-22	5-11	
1971	Hayden Riley	18-26	6-12	
1972	Hayden Riley	21-14-1	7-11	
1973	Hayden Riley	22-14	12-4	SEC Western Division Champions
1974	Hayden Riley	37-16	10-5	SEC Western Division Champions
1975	Hayden Riley	33-33	8-14	
1976	Hayden Riley	25-18	10-11	
1977	Hayden Riley	27-18	10-9	
1978	Hayden Riley	23-20	10-11	
1979	Hayden Riley	18-27	4-17	
1980	Barry Shollenberger	18-28	8-13	
1981	Barry Shollenberger	41-15-1	17-6-1	SEC Western Division Champions
1982	Barry Shollenberger	32-21	12-10	
1983	Barry Shollenberger	46-11	14-7	SEC Champions; South Region Champs; CWS Runner-up
1984	Barry Shollenberger	35-18	12-10	
1985	Barry Shollenberger	30-23	10-14	
1986	Barry Shollenberger	43-20	18-9	NCAA Atlantic Regional
1987	Barry Shollenberger	25-26	11-14	
1988	Barry Shollenberger	27-26	9-17	
1989	Barry Shollenberger	32-24	15-11	
1990	Barry Shollenberger	34-21	10-13	
1991	Barry Shollenberger	42-20	14-11	NCAA Atlantic Regional
1992	Barry Shollenberger	34-21	8-16	
1993	Barry Shollenberger	27-25	9-15	
1994	Barry Shollenberger	21-35	4-22	
1995	Jim Wells	42-23	18-11	SEC Western Division Tournament Champs; NCAA East Regional
1996	Jim Wells	50-19	20-10	SEC Champions; SEC Tourney Champs; South I Regional Champions; College World Series (T5th Place)
1997	Jim Wells	56-14	20-9	SEC Tournament Champions; NCAA South II Regional Champions; College World Series Runner-up
1998	Jim Wells	46-18	19-10	NCAA West Regional Runner-up
1999	Jim Wells	53-16	21-9	SEC Tournament Champions; NCAA Regional Champions; Super Regional Champions; College World Series (4th Place)
2000	Jim Wells	41-24	16-14	NCAA Regional Runner-up
2001	Jim Wells	32-23	15-15	
2002	Jim Wells	51-15	20-10	Hormel Foods Classic Champions; SEC Western Division Champs
2003	Jim Wells	38-24	14-16	SEC Tournament Champions; NCAA Tuscaloosa Regional Minute Maid Park Classic Champions; SEC Tournament Champs
2004	Jim Wells	29-26	10-20	NCAA College Station Regional
2005	Jim Wells	40-23	17-13	
2006	Jim Wells	44-21	20-10	NCAA New Orleans Regional
2007	Jim Wells	31-26	15-15	SEC Champions; NCAA Tuscaloosa Regional Champions; NCAA Tuscaloosa Super Regional
2008	Jim Wells	35-28	16-14	
2009	Jim Wells	37-21	18-11	NCAA Conway Regional
2010	Mitch Gaspard	42-25	15-15	NCAA Clemson Regional
2011	Mitch Gaspard	35-28	14-16	SEC Tournament Runner-Up, NCAA Atlanta Regional Champions; NCAA Clemson Super Regional
2012	Mitch Gaspard	21-34	9-21	NCAA Tallahassee Regional
2013	Mitch Gaspard	35-28	14-15	
2014	Mitch Gaspard	37-24	15-14	NCAA Tallahassee Regional
2015	Mitch Gaspard	32-28	12-18	
2016	Mitch Gaspard	32-26	15-15	
2017	Greg Goff	19-34-1	5-24-1	
2018	Brad Bohannon	27-29	8-22	
2019	Brad Bohannon	30-26	7-23	
2020	Brad Bohannon	16-1	N/A	Season was canceled prior to SEC play due to coronavirus pandemic
2021	Brad Bohannon	32-26	12-17	NCAA Ruston Regional

ALL-TIME SERIES RECORDS

Opponent	First Mtg.	Recent Mtg.	UA Record
Alabama A&M	2009	2018	7-0
Alabama Christian	1983	1985	4-1
Alabama State	1983	2020	8-0
Alcorn State	1987	2018	22-1
Amherst College	1907	1957	1-1
Appalachian State	2006	2006	3-0
Arizona State	1983	1983	2-0
Arkansas	1992	2021	49-45
Arkansas-Little Rock	1998	1998	3-0
Arkansas-Pine Bluff	2012	2017	6-1
Arkansas State	1969	2002	13-6
Auburn	1896	2021	165-137
Auburn-Montgomery	1989	1990	2-0
Augusta College	1990	1990	2-0
Austin Peay	1994	2002	6-0
Ball State	2019	2019	2-1
Belmont	2003	2003	1-0
Binghamton	2022	2022	0-0
Birmingham Athletics	1894	1898	6-0
Birmingham College	1910	1917	9-1
Birmingham-Southern	1925	2006	28-14
Bowling Green	1970	1970	1-2
Bradley	1947	1950	3-1
Brigham Young	2000	2000	2-1
Brown	1907	2016	3-0
Butler	1994	2005	3-0
Cal Poly	2008	2008	1-2
Cal-State Fullerton	1998	1999	3-3
Canisius	2007	2007	3-0
Centenary	1996	2004	6-0
Central Florida	1987	2011	6-6
Central of Kentucky	1902	1912	5-1
Chattanooga	1909	1909	3-0
Cincinnati	2004	2004	3-0
Clemson	1919	2010	13-13
Cleveland State	1980	1982	2-0
Coastal Carolina	2008	2008	0-1
College of Charleston	2010	2021	4-2
College of Kentucky	1903	1906	3-3
Columbus College	1981	1989	6-2
Cumberland	1894	1915	14-3-1
Dallas Baptist	2008	2008	1-0
Dartmouth	1907	1907	2-0
Delta State	1974	1983	3-7
Duquesne	1997	2005	4-0

Opponent	First Mtg.	Recent Mtg.	UA Record
East Carolina	2008	2012	1-2
Eastern Illinois	1998	2017	5-0
Eastern Kentucky	1991	1996	2-1
Elon	2010	2010	1-0
Evansville	1974	1974	1-0
Faulkner	1986	1989	2-1
Ferris State	1986	1986	1-0
Florida	1920	2021	57-64
Florida Atlantic	2002	2013	4-5
Florida International	1991	2006	4-0
Florida Southern	1955	1955	2-0
Florida State	1967	2014	3-7
Fordham	1907	1907	1-0
Furman	1919	1991	5-0-1
George Washington	1948	1948	1-1
Georgia	1904	2019	72-75-2
Georgia Southern	1980	2014	14-6
Georgia State	1992	2007	7-0
Georgia Tech	1904	2010	38-29-1
Grambling	2017	2017	1-0
Harvard	2020	2020	3-0
Hawai'i	2005	2005	2-2
Houston	1976	2016	8-10
Howard	1894	1965	54-7
Huntingdon	1967	1990	13-1
Illinois	1913	1997	19-9-3
Illinois-Chicago	2009	2010	5-0
Illinois State	1991	1991	2-0
Indiana	1989	1989	0-1
Indiana State	1969	1988	4-0
Jackson State	1980	2014	15-3
Jacksonville State	1967	2021	33-10
Kansas State	1999	2004	2-1
Kennesaw State	2014	2014	1-2
Kent State	2006	2006	3-0
Kentucky	1925	2021	64-43
Kentucky State	1914	1914	1-1

Opponent	First Mtg.	Recent Mtg.	UA Record
Lamar	1994	1994	0-1
Lehigh	1907	1907	1-0
Lipscomb	2006	2020	6-2
Long Beach State	1998	1998	0-1
Louisiana-Lafayette	2003	2015	5-4
Louisiana-Monroe (ULM)	1991	2021	9-3
LSU	1906	2021	204-171-3
Louisiana Tech	1938	2021	12-3
Louisville	1975	2013	11-5
Loyola Marymount	1998	1998	1-0
Maryland	2016	2016	2-1
Maryland-Eastern Shore	2015	2015	3-0
Maine	1989	2019	2-1
Marion Institute	1904	1918	12-2
Marshall	1997	1997	3-0
Massachusetts	2003	2003	3-0
McNeese	1994	2021	9-1
Memphis	1971	2013	12-6
Mercer	1905	2015	20-6-1
Miami (Florida)	1983	1999	8-7
Miami (Ohio)	1974	2005	6-3
Michigan	1914	1997	7-6
Michigan State	1957	1994	5-3
Middle Tennessee	1981	2020	20-9
Millsaps	1915	1916	2-2
Minnesota	1998	2010	3-1
Ole Miss	1895	2021	211-154-2
Mississippi College	1915	1982	7-1
Mississippi State	1896	2021	214-204-4
Mississippi Valley State	2002	2015	22-1
Missouri	2013	2021	9-7
Missouri State	2020	N/A	0-0
Montevallo	1974	1980	11-3
Morehead State	1980	2004	5-1
Murray State	1990	1996	8-1
Navy	1986	1999	3-0
Nebraska	2006	2007	1-5
Nevada	2000	2008	3-0
New Mexico	1995	1995	2-0
New Mexico State	2018	2018	2-1
New Orleans	1984	2008	7-6
Niagara	1999	2016	4-0
Nicholls State	1981	2016	7-2
North Alabama	1967	2021	22-2
North Carolina	1923	2006	4-7



ALL-TIME SERIES RECORDS

Opponent	First Mtg.	Recent Mtg.	UA Record
NC State	1968	2021	2-4
UNC-Asheville	2005	2005	3-0
UNC-Greensboro	1996	1996	2-1
North Dakota	2016	2016	3-0
Northeast Illinois	1992	1992	2-1
Northeastern	2020	2020	3-0
Northern Illinois	1992	1992	1-0
Northern Kentucky	2019	2019	3-0
Northwestern	1937	1941	6-3
Northwestern State	1999	2011	6-0
Notre Dame	1976	2016	4-4
Oglethorpe	1919	1924	6-3
Ohio State	1924	1991	10-4-1
Ohio University	1972	1972	1-0-1
Oklahoma	2001	2018	5-2
Oklahoma State	1996	2009	2-1
Old Dominion	1988	1988	1-0
Oral Roberts	2012	2017	0-4
Owenton	1908	1908	3-0
Penn State	1967	1995	2-3
Presbyterian College	2017	2019	4-2
Princeton	1996	1996	1-0
Purdue	1939	2000	3-2
Radford	1990	1996	5-0
Rhode Island	2003	2003	2-1
Rice	1999	2003	2-0
Richmond	1993	1995	2-2
Rider	2021	2021	1-0
Rollins College	1941	1957	10-10-1
St. Benedictine	1978	1978	1-1
St. Bernard	1964	1975	3-0
St. John's	1991	1991	1-0
St. Louis	1994	2014	3-1
Samford	1894	2021	94-15
Savannah State	2013	2015	3-0
Sewanee	1892	1922	20-6
Siena	1992	1992	2-0
South Alabama	1967	2021	61-48
South Carolina	1973	2021	30-37
SE Missouri State	2002	2009	7-4
SE Louisiana	1980	2013	11-1
Southern	1905	1916	4-0
Southern Cal	1997	1997	1-0
Southern Illinois	1982	1982	0-2
So. Military Academy	1920	1920	2-0
Southern Miss	1962	2021	74-32
SW Presbyterian	1914	1925	3-1
Springhill College	1916	1973	9-4
Stanford	2000	2000	1-2
Stephen F. Austin	2014	2014	2-1
Stetson	1950	2021	4-2
Stillman	1971	1975	19-0
Stony Brook	2010	2010	4-0

Opponent	First Mtg.	Recent Mtg.	UA Record
Tampa	1992	1992	1-0
Tennessee	1897	2021	77-42
Tennessee-Martin	2020	2021	1-1
Tennessee State	1988	1989	3-0
Tennessee Tech	1965	2009	6-2
Texas	1899	1983	1-8
Texas A&M	1995	2021	10-17
Texas A&M-CC	2009	2009	2-0
Texas Arlington	2008	2008	0-2
Texas Christian	1993	1993	0-2
Texas-Pan American	2009	2009	1-0
Texas Southwestern	1913	1913	2-0
Towson State	1989	1989	1-0
Troy	1941	2021	25-12
Tufts College	1907	1907	1-0
Tulane	1897	2013	62-30
UAB	1974	2021	55-25
UNLV	1986	2020	5-4
Union	1909	1910	11-1
Valparaiso	2018	2018	3-0
Vanderbilt	1893	2021	95-67-3
Villanova	2007	2007	2-1
Virginia	1947	1996	3-0
VMI	2013	2013	3-0
Virginia Tech	1955	1967	10-3
Wake Forest	1950	1996	3-0
Washington & Lee	1910	1910	2-1
Washington State	1950	2018	3-1
West Alabama	1964	2003	24-10
West Florida	1989	1995	5-2
West Virginia	1916	1990	2-2
Western Kentucky	1979	1993	11-6
Western Michigan	1990	1995	3-1
Wichita State	1997	1997	1-0
Williams College	1907	1907	1-0
Winthrop	1995	2006	6-4
Wisconsin	1923	1950	1-1
Wright State	2021	2021	3-0
Xavier	1982	1982	1-0
Yale	1921	1956	3-3
Youngstown State	2008	2008	3-0

2022 opponents listed in **BOLD**

NON-COLLEGIATE OPPONENTS

Opponent	First Meeting	Recent Meeting	UA Record
ACME Roofing	1943	1943	0-1
Andalusia	1950	1950	1-0
Bankers (Mobile)	1906	1906	0-1
Birmingham Barons	1909	1986	7-32-1
Birmingham Loveman's	1947	1947	1-0
Boston Braves	1921	1921	0-1
Boston Red Sox	1934	1934	0-1
Central Foundry	1947	1949	4-1
Chattanooga Lookouts	1932	1932	0-1
Cincinnati Reds	1913	1918	0-2
Cleveland Indians	1910	1927	0-3
Columbus AAF	1946	1946	2-0
Columbus, Miss. (CSL)	1908	1935	3-0
Detroit Tigers	1911	1911	0-1
Dothan	1941	1941	1-0
Drury, Missouri	1908	1908	3-0
Fort Benning, Ga.	1922	1922	0-2
Gadsden	1946	1946	0-1
Goodyear (Gadsden)	1936	1936	1-0
Greensboro	1894	1915	4-1
Gulf Coast Red Sox	1994	1994	1-0
House of David	1930	1931	1-1
Huntsville Mfg.	1947	1947	0-1
Loveman's (Bham)	1947	1947	1-0
Massey's Bus. School	1898	1898	1-0
Meridian, Miss. (CSL)	1923	1923	0-0-1
Mobile (Pro.)	1893	1893	0-1
Montgomery (Pro.)	1893	1949	0-4
Nashville Vols	1933	1933	0-1
New York Yankees	1978	1984	0-1-1
Pawtucket Red Sox	1992	1993	0-2
Pensacola (Navy)	1941	1942	1-1
Philadelphia A's	1910	1923	0-2
Reynolds Metal	1948	1948	1-0
Rochester, NY (IL)	1923	1923	1-0
St. Louis Browns	1912	1912	0-1
St. Paul Americans	1922	1922	0-1
Toronto (IL)	1922	1922	0-2
Tuscaloosa (Professional)	1893	1948	4-0
Walker County	1948	1948	1-0

YEAR-BY-YEAR RESULTS

1892 - Won 1, Lost 0 Coach: Shelby Fletcher

Sewanee~	W, 6-3
~ - Alabama's first ever baseball game took place on July 1, 1892 at Birmingham's Lakeview Park	

1893 - Won 4, Lost 6, Tied 1 Coach: W.M. Walker

Montgomery Professionals	L, 3-11
Mobile Professionals	L, 0-6
Vanderbilt	W, 2-1
Vanderbilt	T, 2-2 (16)
Vanderbilt	L, 5-10
Vanderbilt	L, 1-4
Tuscaloosa	W, 8-4
Tuscaloosa	W, 18-7
Sewanee	W, 8-4
Sewanee	L, 0-5
Sewanee	L, 0-10

1894 - Won 10, Lost 3 Coach: J.H. Lyons

Howard W, 7-2	
Birmingham Athletics	W, 11-3
at Vanderbilt	L, 1-12
at Vanderbilt	W, 10-9
Cumberland!	L, 5-9
at Howard	W, 36-2
Vanderbilt	W, 21-3
Cumberland	W, 24-3
Cumberland	W, 11-5
Cumberland	W, 17-2
Birmingham Athletics	W, 38-2
Sewanee	W, 4-3
Sewanee	L, 3-7

! - Lebanon, Tenn.

1895 - Won 9, Lost 2 Coach: J.F. Jenkins

Ole Miss%	W, 10-2
Ole Miss%	W, 12-8
Birmingham Athletics	W, 10-8
Howard	W, 12-0
Birmingham Athletics	W, 17-6
Cumberland	W, 6-3
Cumberland	L, 5-6
Cumberland	W, 9-0
Sewanee	L, 5-6
Sewanee (DH)	W, 12-4
Sewanee (DH)	W, 7-3

% - Meridian, Miss.

1896 - Won 5, Lost 5 Coach: Eli Abbott

at Howard	L, 9-12
at Howard	W, 8-1
at Greensboro	L, 3-5
at Greensboro	W, 4-2
Mississippi A&M	W, 9-2
Mississippi A&M	W, 11-2
at Auburn	L, 9-12
at Auburn	L, 6-14
Sewanee	W, 9-8 (13)
Sewanee	L, 3-7

1897 - Won 10, Lost 0 Coach: Kid Peebles

Tulane	W, 17-3
Tulane	W, 25-10
Tulane	W, 14-9
Auburn	W, 9-0
Auburn	W, 9-0
Birmingham Athletics	W, 6-2
Tuscaloosa	W, 18-17
Tennessee	W, 8-4
Tennessee	W, 16-10
Tennessee	W, 7-1

1898 - Won 2, Lost 3 Coach: Joseph Black

Massey's Business College	W, 20-3
Tulane	L, 7-9
Tulane	L, 7-8
Tulane	L, 0-8
Birmingham Athletics	W, 19-3

1899 - Won 3, Lost 6 Coach: F.C. Owen

Texas	L, 3-9
Texas	L, 1-10
Texas	L, 2-4
Tulane	W, 6-2
Tulane	L, 3-13
Tulane	W, 6-5
Auburn	L, 4-10
Auburn	W, 6-5
Auburn	L, 5-7

1900 - Won 9, Lost 3 Coach: Ardis Smith

Tulane	L, 3-9
Tulane	W, 10-6
Tulane	W, 12-3
Auburn	L, 7-9
Auburn	W, 9-5
Auburn	W, 5-4
Ole Miss	W, 6-1
Ole Miss	W, 6-3
Ole Miss	W, 11-5
Tennessee	L, 3-6
Tennessee	W, 8-7
Tennessee	W, 9-7

1901 - Won 9, Lost 3 Coach: Thomas Stouch

Auburn	W, 5-1
Auburn	W, 9-1
Auburn	W, 5-2
Ole Miss	W, 9-0
Ole Miss	W, 13-12
Ole Miss	W, 9-0
Vanderbilt	W, 11-10
Vanderbilt	L, 7-11
Vanderbilt	L, 3-11
Sewanee	L, 4-10
Sewanee	W, 5-3
Sewanee	W, 2-1

1902 - Won 7, Lost 1 Coach: Thomas Stouch

Auburn\$	W, 19-2
Auburn\$	W, 11-0
Ole Miss	W, 22-0
Ole Miss	W, 14-3
Ole Miss	W, 30-6
Central of Kentucky	W, 5-3
Central of Kentucky	L, 7-8
Central of Kentucky	W, 5-3

\$ - Selma, Ala.

1903 - Won 16, Lost 3 Coach: Thomas Stouch

Birmingham Barons	W, 9-4
Vanderbilt	W, 9-4
Vanderbilt	L, 12-14
Vanderbilt	W, 9-8
Greensboro	W, 13-4
Greensboro	W, 13-4
Greensboro	W, 13-6
at Tennessee	W, 6-5
at Tennessee	W, 5-4
at Tennessee	L, 13-19
Sewanee	W, 17-2
Sewanee	W, 21-0
Sewanee	W, 9-2
Auburn\$	L, 5-6
Auburn\$	W, 4-1
Auburn\$	W, 3-0
College of Kentucky	W, 3-0
College of Kentucky	W, 12-2
College of Kentucky	W, 10-0

\$ - Selma, Ala.

1904 - Won 12, Lost 10 Coach: Thomas Stouch

Marion Institute	W, 8-3
Mississippi A&M	W, 6-3
Mississippi A&M	W, 8-3
Mississippi A&M	W, 5-2
at Georgia	L, 4-6
at Georgia	W, 3-1
at Georgia	W, 3-2
at Georgia Tech	L, 4-8
at Georgia Tech	L, 4-11
at Georgia Tech	L, 3-9
Auburn	W, 6-4
Auburn	W, 8-1
Auburn	L, 4-5
at Vanderbilt	W, 7-4
at Vanderbilt	L, 4-12
at Vanderbilt	L, 3-8
Texas	L, 0-7
Texas	W, 6-3
Texas	L, 2-3
Tennessee	L, 2-7
Tennessee	W, 10-9
Tennessee	W, 7-4

1905 - Won 6, Lost 8, Tied 1 Coach: Thomas Stouch

Marion Institute	W, 3-2
Marion Institute	L, 1-2
Marion Institute	L, 0-7
Vanderbilt	L, 1-7
Vanderbilt	L, 2-6
Vanderbilt	L, 3-6
Tulane	W, 5-3
Tulane#	W, 8-0
Tulane	L, 2-3
at Auburn	W, 3-2
at Auburn	L, 3-4
at Auburn	L, 5-6
Southern	W, 7-0
Southern	W, 1-0
Mercer	T, 1-1

- Alabama claims 100th win in program history

1906 - Won 4, Lost 16, Tied 1 Coach: Charlie Schwartz

Cumberland	W, 13-2
Cumberland	L, 1-6
Cumberland	W, 6-1
Cumberland	L, 0-8
Vanderbilt	L, 4-10
Vanderbilt	L, 3-9
at LSU	L, 0-2
at LSU	L, 0-1
at LSU	L, 2-3
Bankers!	L, 2-8
Auburn	L, 6-14
Auburn	L, 4-7
Mississippi A&M	W, 1-0
Mississippi A&M	L, 4-5
Mississippi A&M	T, 1-1
at Georgia	W, 8-4
at Georgia	L, 2-19
at Georgia	L, 1-11
College of Kentucky	L, 5-6 (11)
College of Kentucky	L, 2-4
College of Kentucky	L, 6-11

! - Mobile, Ala.

1907 - Won 21, Lost 7 Coach: J.W.H. Pollard

Howard	W, 9-0
Howard	W, 11-10
Howard	W, 12-1
Vanderbilt	W, 4-1
Vanderbilt	W, 7-4
LSU	L, 1-3
LSU	L, 6-8
at Auburn	W, 2-1
at Auburn	L, 4-12
at Auburn	W, 8-5
Ole Miss	W, 6-2
Ole Miss	W, 10-2
Ole Miss	L, 3-7
at Mercer	W, 4-1
at Mercer	L, 3-5
at Mercer	W, 5-0
at Mercer	L, 1-5
at Mercer	W, 3-1
at Mercer	L, 0-5
at Dartmouth	W, 5-0
at Dartmouth	W, 2-1
at Fordham	W, 3-1
at Lehigh	W, 5-4
at Amherst College	W, 3-2
at Tufts College	W, 11-10
at Williams College	W, 8-3
at Brown	W, 10-4
at Brown	W, 9-0

1908 - Won 15, Lost 4 Coach: J.W.H. Pollard

at Columbus	W, 13-0
Owenton@	W, 9-0
Owenton@	W, 13-1
Owenton@	W, 4-1
at Birmingham Barons	L, 0-5
Marion	W, 5-2
Marion	W, 12-5
Marion	W, 2-0
at Georgia	L, 4-9
at Georgia	L, 3-8
at Georgia	L, 0-17
Auburn	W, 3-1
Auburn	W, 9-1
Auburn	W, 1-0
LSU	W, 3-1
LSU	W, 4-1
Drury, Missouri	W, 6-2
Drury, Missouri	W, 1-0
Drury, Missouri	W, 4-0

@ - Birmingham, Ala.

1909 - Won 19, Lost 3 Coach: J.W. H. Pollard SIAA Champions

Birmingham Barons	L, 0-3
Howard	W, 6-3
Howard	W, 1-0
Howard	W, 6-2
Chattanooga	W, 14-2
Chattanooga	W, 10-0
Chattanooga	W, 7-0
Vanderbilt	W, 5-4
Vanderbilt	W, 2-1
Vanderbilt	W, 4-3
at Union University	W, 6-0
at Union University	W, 8-2
at Union University	W, 1-0
Georgia	W, 3-2
Georgia	W, 5-4
Georgia	W, 5-4
Cumberland	L, 0-2
Cumberland	W, 2-0
Cumberland	W, 6-1
Union University	W, 2-0
Union University	L, 4-5
Union University	W, 8-7

YEAR-BY-YEAR RESULTS

1910 - Won 12, Lost 8, Tied 1 Coach: J.W.H. Pollard

Philadelphia A's	L, 0-16
Cleveland Indians	L, 0-2
Georgia Tech	W, 4-3
Georgia Tech	L, 1-2
Birmingham Barons	L, 1-7
Sewanee	W, 3-2
Birmingham College	L, 0-1
Birmingham College	W, 15-1
Birmingham College	W, 4-1
Union University	W, 10-5
Union University	W, 7-2
Union University	W, 4-1
at Georgia	L, 4-5
at Georgia	L, 4-5
at Georgia	T, 0-0
Washington & Lee@	W, 4-0
Washington & Lee@	L, 0-2
Washington & Lee@	W, 4-2
Union University	W, 3-0
Union University	W, 5-2
Union University	W, 4-3

@ - Birmingham, Ala.

1911 - Won 12, Lost 5 Coach: Guy S. Lowman

Detroit Tigers	L, 2-15
Birmingham College	W, 5-1
Birmingham College	W, 10-2
Birmingham College	W, 9-3
Mississippi A&M	W, 6-1
Mississippi A&M	W, 4-3
Mississippi A&M	L, 1-4
Vanderbilt	W, 4-2
Vanderbilt	W, 9-1
Vanderbilt	W, 7-5
at Georgia Tech	L, 3-4
at Georgia Tech	W, 2-1
at Mercer	L, 0-5
at Mercer	L, 3-7
Howard	W, 3-1
Howard	W, 12-1
Howard	W, 6-1



COACH: D.V. GRAVES

1912 - Won 16, Lost 6 Coach: D.V. Graves

Birmingham Barons	L, 4-5
St. Louis Browns	L, 0-6
Marion Institute	W, 10-0
Marion Institute	W, 2-0
Marion Institute	W, 4-0
at Mississippi A&M	L, 0-1
at Mississippi A&M	W, 4-0
at Mississippi A&M	L, 4-5
Sewanee	W, 4-0
Mercer	W, 9-3
Mercer	W, 5-1
Mercer	W, 2-1
Ole Miss	W, 1-0
Ole Miss	W, 10-4
Ole Miss	W, 10-2
Tennessee	W, 3-2
Tennessee	W, 10-2
Vanderbilt	L, 3-4
Vanderbilt	L, 4-5
Central of Kentucky	W, 6-1
Central of Kentucky	W, 8-2
Central of Kentucky	W, 8-1

1913 - Won 21, Lost 7, Tied 1 Coach: D.V. Graves SIAA Champions

Cincinnati Reds	L, 2-9
Illinois	L, 1-2
Marion Institute	W, 4-1
Marion Institute	W, 5-0
Birmingham Barons	L, 3-6
Birmingham Barons	L, 3-5
Birmingham College	W, 8-0
Birmingham College	W, 4-0
Columbus (Cotton States League)	W, 7-0
Tulane	W, 1-0
Tulane	W, 8-0
Mississippi A&M	W, 5-4
Mississippi A&M	W, 2-1
Georgia	L, 2-4
Georgia	L, 2-12
Mercer	W, 2-0
Mercer#	W, 3-0
Georgia Tech	W, 7-3
Georgia Tech	W, 5-4
Cumberland	W, 15-1
Cumberland	W, 5-4
at Mississippi A&M	W, 4-3 (10)
at Mississippi A&M	T, 6-6
at Mississippi A&M	W, 8-3
Texas Southwestern	W, 8-4
Texas Southwestern	W, 4-1
Vanderbilt	W, 4-0
Vanderbilt	L, 0-2
Vanderbilt	W, 5-1

- Melford Pratt tossed nine-inning no-hitter against Mercer (May 2, 1913)

1914 - Won 11, Lost 15 Coach: D.V. Graves

Birmingham Barons	L, 4-13
Howard	W, 6-0
Michigan	L, 1-9
Michigan	L, 4-7
Southwestern Presbyterian	W, 7-6
Ole Miss	L, 0-10
Ole Miss	W, 10-4
at Mississippi A&M	L, 9-10
at Mississippi A&M	L, 2-4
Tulane	W, 3-2
Tulane	W, 4-3
Georgia	L, 2-3
Georgia	L, 4-7
Mercer	W, 4-2
Georgia Tech	W, 11-2
Georgia Tech	L, 8-12
Georgia Tech	L, 0-7
Kentucky State	L, 1-2
Kentucky State	W, 5-2
at Georgia Tech	L, 2-4
at Georgia Tech	W, 5-2
at Georgia Tech	L, 4-5
at Georgia	L, 0-11
at Georgia	L, 2-7
Cumberland	W, 2-1 (14)
Cumberland	W, 3-2

1915 - Won 17, Lost 4, Tied 1 Coach: D.V. Graves SIAA Champions

Birmingham College	W, 7-2
Southwestern Presbyterian	W, 2-0
Vanderbilt	W, 5-2
Vanderbilt	L, 6-12
Georgia Tech	W, 2-1
Georgia Tech	L, 6-7
Georgia	L, 4-5
Georgia	W, 3-0
Sewanee	W, 4-2
Sewanee	W, 5-1
Mississippi A&M	W, 7-1
Mississippi A&M	W, 2-1
LSU	W, 10-4
LSU	W, 9-2
Illinois	W, 7-0
Millsaps	W, 8-3
Millsaps	L, 3-4
Mississippi College	W, 4-3
Mississippi College	W, 6-3
Southern	W, 23-3
Cumberland	W, 4-0
Cumberland	T, 0-0



COACH: LOONIE NOOJIN

1916 - Won 12, Lost 10 Coach: Loonie Noojin

West Virginia	W, 9-5
West Virginia	L, 8-11
Birmingham Barons	L, 0-4
Howard	W, 8-3
Illinois	L, 2-4
Illinois	W, 4-0
Southwestern Presbyterian	L, 0-8
Mississippi College	W, 5-0
Mississippi College	L, 2-5
Georgia	W, 4-3 (10)
Georgia	L, 3-5
Millsaps	W, 5-1
Millsaps	L, 2-5
Southern	W, 5-0
Mercer	W, 7-5
Mercer	W, 3-2
Ole Miss	L, 2-3
Ole Miss	W, 14-5
at LSU	W, 9-8
at LSU	W, 3-2
at Spring Hill	L, 6-8
at Spring Hill	L, 1-2

1917 - Won 13, Lost 3 Coach: Loonie Noojin SIAA Champions

Birmingham Barons	L, 5-3
Howard	W, 6-5
Howard	W, 4-3
Mississippi A&M	W, 9-2
Mississippi A&M	L, 9-11
Birmingham College	W, 2-1
LSU	W, 12-2
LSU	W, 12-3
Sewanee	W, 3-1
Sewanee	W, 5-0
Ole Miss	W, 5-3
Ole Miss	W, 7-0
Tennessee	L, 8-9
Tennessee#	W, 3-0
Springhill (DH)	W, 1-0
Springhill (DH)	W, 2-1

- Merritt Winkle tossed-inning no-hitter vs. Tennessee (May 3, 1917)

1918 - Won 13, Lost 4 Coach: Loonie Noojin SIAA Champions

Illinois	W, 2-1
Illinois	W, 8-3
Howard	W, 9-0
Howard	W, 8-1
Howard	W, 6-3
Birmingham Barons	L, 2-15
Cincinnati Reds#	L, 2-10
LSU	W, 2-0
LSU	L, 2-5
LSU	W, 3-1
LSU	W, 1-0
Sewanee	W, 9-1
Sewanee	W, 7-0
at Mississippi A&M	L, 1-2
at Mississippi A&M	W, 3-2 (11)
Marion Institute	W, 11-1
Marion Institute	W, 11-1

- Montgomery, Ala.

1919 - Won 16, Lost 2 Coach: Loonie Noojin SIAA Champions

Howard	W, 7-1
Howard	W, 7-5
Birmingham Barons	W, 3-0
Vanderbilt	W, 9-2
Birmingham Barons	L, 1-8
Howard	W, 8-5
Oglethorpe	W, 5-2
Oglethorpe	W, 6-2
Georgia	W, 6-1
Clemson	W, 8-2
Clemson	L, 3-4
Furman	W, 8-0
Mississippi A&M	W, 5-3
Mississippi A&M	W, 14-4
Georgia Tech	W, 11-1
Georgia Tech	W, 6-2
LSU	W, 2-1 (10)
LSU	W, 9-0

1920 - Won 16, Lost 2 Coach: Gordon Lewis SIAA Champions

Southern Military Academy	W, 15-3
Southern Military Academy	W, 4-0
Illinois	W, 5-1
Birmingham Barons	L, 0-6
Florida	W, 13-4
Florida	W, 9-3
Howard	W, 5-3
Howard	W, 6-1
at Mississippi A&M	L, 1-4
at Mississippi A&M	W, 3-2
at Mississippi College	W, 3-2
at LSU	W, 6-1
at LSU	W, 5-4
Oglethorpe	W, 5-0
LSU	W, 4-0
LSU	W, 5-4
Mercer	W, 1-0
Mercer	W, 3-1



COACH: CHARLES BERNIER

1921 - Won 9, Lost 12, Tied 1 Coach: Charles Bernier

Yale	L, 8-8
Birmingham Barons	L, 2-7
Illinois	L, 5-6
Illinois	W, 6-5
Boston Braves	L, 4-4
Cleveland Indians	L
Howard	W, 12-5
Howard	W, 8-1
Michigan	W, 11-2
Michigan	L, 5-6
Georgia	L, 4-5
Georgia	L, 1-5
Oglethorpe	W, 12-6
Oglethorpe	W, 8-1
Georgia	T, 2-2
Georgia	L, 1-3
at Mississippi A&M	L, 1-5
at Mississippi A&M	W, 3-2
Mississippi A&M	W, 12-4
Mississippi A&M	L, 5-6
LSU	W, 4-0
LSU	L, 4-5

YEAR-BY-YEAR RESULTS

1922 - Won 6, Lost 17, Tied 2

Coach: Charles Bernier

Birmingham Barons	L, 0-6
at Birmingham Barons	L, 4-11
Toronto (International League)	L, 5-9
Toronto (International League)	L, 2-4
St. Paul Americans	L, 1-4
Howard	W, 7-6
Howard	W, 8-7
Illinois	L, 5-9
Illinois	L, 0-2
Yale#	L, 4-7
Yale#	W, 14-4
at Fort Benning	L, 1-5
at Fort Benning	L, 7-13
at Furman	T, 1-1
at Georgia	L, 6-7
at Georgia	L, 4-6
Texas	L, 3-5
LSU	L, 6-8
Oglethorpe	W, 4-3
Oglethorpe	L, 3-6
Sewanee	W, 12-0
Mississippi A&M	T, 2-2
Mississippi A&M	L, 0-4
at Mississippi A&M	W, 6-4
at Mississippi A&M	L, 2-3

- Macon, Ga.

1923 - Won 14, Lost 7, Tied 1

Coach: Charles Bernier

Philadelphia A's	L, 2-12
Birmingham Barons	L, 7-13
Rochester (International League)	W, 7-4
Meridian (Cotton States League)	T, 4-4
Illinois	W, 3-1
Howard	W, 14-0
Howard	W, 11-3
Wisconsin	W, 1-0
Tulane	W, 6-4
Tulane	W, 14-1
at LSU	W, 9-6
at LSU	W, 5-4
Clemson	W, 6-4
Georgia	L, 1-3
Georgia	W, 5-3
Georgia Tech	L, 3-6
Georgia Tech	L, 2-11
North Carolina	W, 8-5
at Mississippi A&M	L, 2-7
at Mississippi A&M	W, 7-3
Mississippi A&M	L, 4-6
Mississippi A&M	W, 5-2



COACH: WALLACE WADE

1924 - Won 17, Lost 6

Coach: Wallace Wade

Southern Conference Champions

Ohio State	W, 5-4 (10)
Ohio State	W, 12-1
Birmingham Barons	W, 6-1
Furman	W, 12-0
Furman	W, 7-3
Tennessee	W, 10-0
Tennessee	W, 3-2
Howard	W, 5-1
Howard	W, 14-7
at Mercer	L, 4-5
at Mercer	W, 4-1
at Georgia	W, 8-2
at Georgia	L, 2-4
Vanderbilt#	W, 8-4
Vanderbilt	W, 9-7
at Mississippi A&M	W, 5-3
Mississippi A&M	L, 6-8

Mississippi A&M	L, 1-6
at Oglethorpe	L, 7-11
at Oglethorpe	L, 1-7
at Georgia Tech	W, 8-6
North Carolina	W, 6-2
North Carolina	W, 5-1

- Montgomery, Ala.

1925 - Won 21, Lost 6

Coach: Wallace Wade

Birmingham-Southern	W, 3-1
Birmingham-Southern	W, 11-2
Birmingham Barons	L, 2-8
Birmingham Barons	W, 6-5 (10)
Birmingham Barons	L, 8-20
Howard	W, 10-2
Howard	W, 15-0
Illinois	W, 4-0
Georgia	W, 10-9
Georgia	W, 7-3
Cleveland Indians	L, 3-9
Georgia Tech	L, 2-9
Georgia Tech	W, 17-10
Mississippi A&M	W, 3-1
Mississippi A&M	W, 7-4
at Mississippi A&M	W, 11-4
at Mississippi A&M	L, 3-4 (10)
Ole Miss	W, 4-3
Ole Miss	W, 6-2
Kentucky	W, 9-3
Kentucky	W, 10-5
Southwestern Presbyterian	W, 7-0
Vanderbilt	L, 1-2
Vanderbilt	W, 11-7
Kentucky	W, 5-4
Kentucky	W, 8-2
Vanderbilt	W, 2-0

1926 - Won 10, Lost 12, Tied 1

Coach: Wallace Wade

Birmingham Barons	L, 7-9
Birmingham Barons	L, 10-13
Birmingham-Southern	W, 11-1
Georgia	L, 8-11
Georgia	L, 4-5
Illinois	L, 6-8
Illinois	W, 10-0
Cleveland Indians	L, 2-11
at Georgia Tech	L, 5-7
at Georgia Tech	T, 8-8
Georgia Tech#	L, 6-12
Georgia Tech#	L, 10-12
Tulane	W, 8-2
Tulane	W, 15-2
Mississippi A&M	W, 6-3
Mississippi A&M	W, 3-1
at Mississippi A&M	L, 6-8
at Mississippi A&M	L, 4-5
at Mississippi A&M	L, 4-10
Ole Miss	W, 8-1
Ole Miss	W, 3-2
Vanderbilt	W, 12-0
Vanderbilt	W, 4-3

- Montgomery, Ala.

1927 - Won 13, Lost 8, Tied 1

Coach: Wallace Wade

Birmingham Barons	T, 0-0
Birmingham Barons	L, 3-6
Birmingham-Southern	W, 13-0
Birmingham-Southern	L, 6-9
Georgia	W, 5-4
Georgia	L, 3-7
Florida	W, 16-0
Florida	L, 1-10
Cleveland Indians	L, 3-5
Illinois	W, 4-3
Illinois	W, 9-2
at Georgia Tech	L, 4-9
at Georgia Tech	L, 6-7
Georgia Tech	W, 8-5
Georgia Tech	L, 3-6
at LSU	W, 6-1
at LSU	W, 2-1
at Tulane	W, 15-2
at Tulane	W, 11-3
at Mississippi A&M	W, 10-1
at Mississippi A&M	W, 11-3
Mississippi A&M	W, 4-2



COACH: HANK CRISP

1928 - Won 12, Lost 7, Tied 2

Coach: Hank Crisp

Birmingham Barons	L, 1-10
Birmingham Barons	L, 1-2
Illinois	T, 1-1
Illinois	T, 6-6
Tulane	W, 3-0
Tulane	W, 5-0
Ole Miss	W, 7-3
Ole Miss	W, 5-3
Florida	W, 6-2
Florida	W, 12-1
LSU	W, 5-0
LSU	W, 7-2
Georgia	L, 4-6
Georgia	L, 0-7
Georgia Tech	W, 4-3
Georgia Tech	L, 3-5
Georgia Tech	W, 7-1
at Mississippi A&M	W, 9-7
at Mississippi A&M	W, 6-4
Mississippi A&M	W, 13-12
Mississippi A&M	L, 0-2

1929 - Won 11, Lost 8, Tied 2

Coach: Jess Neely

Birmingham-Southern	W, 11-1
Birmingham-Southern	W, 7-0
Birmingham Barons	L, 7-10
Illinois	T, 3-3
at LSU	W, 9-2
at LSU	W, 1-0
Tulane	W, 9-3
Tulane	L, 0-3
Ole Miss	L, 5-13
Ole Miss	L, 6-7
Georgia	W, 2-1
Georgia Tech	W, 7-4
Georgia Tech	W, 9-3
Georgia Tech	W, 6-3
Georgia Tech	L, 4-2
Vanderbilt	W, 3-1
Vanderbilt	T, 3-3
Mississippi A&M	W, 2-0
Mississippi A&M	L, 7-8
at Mississippi A&M	L, 1-4
at Mississippi A&M	L, 2-4

1930 - Won 17, Lost 7

Coach: Jess Neely
Southern Conference Champions

Howard	W, 10-0
Howard	W, 8-3
Howard	L, 0-11
Tulane	W, 12-4
Tulane	W, 7-6
House of David	L, 5-7
LSU	W, 18-3
LSU	W, 5-0
Illinois	L, 4-5
Illinois	L, 4-15
Georgia	W, 11-8
Georgia	L, 5-10
Georgia Tech	L, 6-7
Georgia Tech	W, 6-2
Georgia Tech	W, 16-2
Georgia Tech	W, 15-3
Vanderbilt	W, 8-2
Vanderbilt	W, 8-4
Ole Miss	W, 6-4
Ole Miss	W, 9-3
Mississippi State	W, 4-3
Mississippi State	W, 3-0

at Mississippi State	W, 4-3
at Mississippi State	L, 4-6
at Mississippi State	L, 4-6

1931 - Won 13, Lost 5, Tied 1

Coach: Sam Hinton

Illinois	W, 6-2
Illinois	W, 8-6
Howard	W, 6-5
Howard	W, 21-0
House of David	W, 12-0
at LSU	W, 7-1
at LSU	T, 18-18
Spring Hill	L, 2-5
Spring Hill	L, 2-8
Ole Miss	W, 3-1
Ole Miss	W, 9-7
Ole Miss	W, 4-3
LSU	W, 12-2
Kentucky	W, 18-3
Kentucky	L, 3-7
Mississippi State	W, 7-3
Mississippi State	W, 9-1
Mississippi State	L, 5-6
Mississippi State	L, 4-5

1932 - Won 10, Lost 2, Tied 1

Coach: Sam Hinton

Southern Conference Champions

Chattanooga Lookouts	L, 4-7
LSU	W, 7-0
LSU	W, 28-5
at LSU	W, 9-4
at LSU	T, 3-3
Ole Miss	W, 7-4
Ole Miss	L, 4-7
at Ole Miss	W, 5-4
at Ole Miss	W, 2-1
Mississippi State	W, 7-6
Mississippi State	W, 8-6
at Mississippi State	W, 4-2
at Mississippi State	W, 7-6



COACH: J.B. WHITWORTH

1933 - Won 10, Lost 6

(7-6 SEC)

Coach: J.B. Whitworth

Nashville Vols\$	W, 11-10
Georgia*	L, 6-8
Georgia*	L, 5-8
Birmingham-Southern	W, 3-2
Georgia Tech*	W, 6-2
Howard	W, 6-4
at Georgia Tech*	L, 4-6
at Georgia*	L, 5-11
at Georgia*	L, 2-3
at Ole Miss*	W, 4-3
at Ole Miss*	W, 7-2
at Mississippi State*	L, 4-12
at Mississippi State*	W, 7-0
Mississippi State*	W, 9-3
at Mississippi State*	W, 5-2
at Mississippi State*	W, 4-0

\$ - Columbus, Miss.

* - SEC game year-by-year results

1934 - Won 15, Lost 4

(15-2 SEC)

Coach: J.B. Whitworth

SEC Champions

Birmingham Barons	L, 3-7
at LSU*	W, 13-1
at LSU*	W, 15-1
Boston Red Sox	L, 3-11

YEAR-BY-YEAR RESULTS

Ole Miss*	W, 4-3
Ole Miss*	W, 7-3
Ole Miss*	W, 10-0
Georgia Tech*	L, 5-9
Georgia Tech*	W, 11-2
at Ole Miss*	W, 8-0
at Ole Miss*	W, 12-0
at Georgia Tech*	W, 4-3
at Georgia Tech*	W, 8-1
LSU*	W, 13-8
LSU*	W, 10-7
at Mississippi State*	W, 5-3
at Mississippi State*	L, 3-4
Mississippi State*	W, 7-6
Mississippi State*	W, 5-4

* - SEC game



COACH: TILDEN CAMPBELL

**1935 - Won 12, Lost 2
(10-2 SEC)**

**Coach: Tilden Campbell
SEC Champions**

Georgia Tech*#	W, 10-3
at LSU*	W, 10-0
at LSU*	L, 2-3
LSU*	W, 6-0
LSU*	W, 3-2
Columbus	W, 6-5
Howard	W, 15-1
at Ole Miss*	W, 2-1 (10)
at Ole Miss*	W, 3-2 (12)
at Ole Miss*	W, 5-0
at Ole Miss*	W, 4-0
at Mississippi State*	L, 3-6
at Mississippi State*	W, 17-0
Mississippi State*	W, 2-1

* - SEC game

- Alabama claims 500th win in program history

**1936 - Won 10, Lost 3, Tied 1
(7-3-1 SEC)**

**Coach: Tilden Campbell
SEC Champions**

Birmingham-Southern	W, 1-0
at LSU*	L, 3-6
at LSU*	W, 11-5
Ole Miss*	W, 8-4
Ole Miss*	W, 13-2
LSU*	W, 11-10
LSU*	W, 10-8
at Ole Miss*	L, 1-2
at Howard	W, 9-8
Goodyear Tire & Rubber	W, 8-1
Mississippi State*	W, 13-5
Mississippi State*	W, 13-3
at Mississippi State*	L, 1-2
at Mississippi State*	T, 5-5 (11)

* - SEC game

**1937 - Won 12, Lost 4
(8-2 SEC)**

Coach: Tilden Campbell

Birmingham Barons	L, 4-12
Howard	W, 10-1
Mississippi College	W, 7-4
Mississippi College	W, 12-4
Northwestern	W, 9-3
Northwestern	L, 8-9
at LSU*	W, 15-2
at LSU*	W, 13-3
LSU*	W, 9-1
LSU*	W, 15-0
at Ole Miss*	L, 6-7
Ole Miss*	W, 15-2
Ole Miss*	W, 7-3

at Mississippi State*	L, 2-6
Mississippi State*	W, 9-7
Mississippi State*	W, 11-3

* - SEC game

**1938 - Won 14, Lost 2
(10-1 SEC)**

**Coach: Tilden Campbell
SEC Champions**

Louisiana Tech	W, 3-0
Louisiana Tech	W, 4-3
at LSU*	W, 7-6
Howard	W, 8-4
Northwestern	W, 7-3
LSU*	W, 5-4
LSU*	W, 12-5
Ole Miss*	W, 8-3
Ole Miss*	W, 2-1
Goodyear Rubber Company	L, 5-7
Georgia Tech*	W, 6-3
Georgia Tech*	W, 9-3
Mississippi State*	W, 10-0
Mississippi State*	W, 9-4
at Mississippi State*	L, 5-6
at Mississippi State*	W, 4-3

* - SEC game

**1939 - Won 10, Lost 10
(4-8 SEC)**

Coach: Tilden Campbell

Spring Hill	W, 5-2
Spring Hill	W, 4-2
Northwestern	L, 1-4
Northwestern	W, 8-7
Purdue	W, 12-9
Purdue	L, 3-6
at LSU*	L, 2-9
at LSU*	L, 3-4
Howard	W, 7-4
at Ole Miss*	L, 5-6
at Ole Miss*	L, 6-10
LSU*	L, 7-8
LSU*	W, 10-9
Ole Miss*	W, 9-5
Ole Miss*	L, 11-14
Birmingham-Southern	W, 12-0
at Mississippi State*	L, 1-2
at Mississippi State*	L, 4-7
Mississippi State*	W, 11-4
Mississippi State*	W, 5-3

* - SEC game

**1940 - Won 14, Lost 2
(12-1 SEC)**

**Coach: Tilden Campbell
SEC Champions**

Northwestern	L, 5-8
Northwestern	W, 14-2
at LSU*	W, 6-4
at LSU*	W, 7-4
Ole Miss*	W, 8-7
Ole Miss*	W, 6-1
LSU*	W, 7-4
Howard	W, 5-4
Ole Miss*	W, 8-5
Ole Miss*	W, 10-8
Florida*	W, 6-2
Florida*	W, 8-6
Mississippi State*	W, 12-8
Mississippi State*	W, 11-5
at Mississippi State*	L, 3-7
at Mississippi State*	W, 7-3

* - SEC game

**1941 - Won 19 Lost 2, Tied 1
(13-2 SEC)**

**Coach: Tilden Campbell
SEC Champions**

at Florida*	W, 12-3
at Florida*	W, 5-3
at Rollins	W, 3-0
at Rollins	T, 3-3 (13)
Ole Miss*	W, 11-10 (14)
Dothan	W, 16-0
Northwestern	W, 22-6
Northwestern	W, 10-6
at LSU*	L, 6-7
at LSU*	L, 5-10
LSU*	W, 3-2
LSU*	W, 10-5
Kentucky*	W, 7-1
Kentucky*	W, 7-3

at Ole Miss*	W, 13-1
at Ole Miss*	W, 16-8
Troy	W, 9-6
Pensacola Naval Air Station	W, 9-3
at Mississippi State*	W, 6-3
Mississippi State*	W, 9-3
at Mississippi State*	W, 5-4
Mississippi State*	W, 13-1

* - SEC game

**1942 - Won 10, Lost 2
(9-1 SEC)**

**Coach: Tilden Campbell
SEC Champions**

M28	at Pensacola Naval Air Station	L, 0-3
A3	Ole Miss*	W, 5-4
A4	Ole Miss*	W, 9-0
A8	Birmingham Barons	W, 3-2
A17	at LSU*	W, 11-3
A18	at LSU*	W, 9-3
A24	at Ole Miss*#	W, 8-0
A25	at Ole Miss*	W, 7-3
M4	Mississippi State*	W, 9-1
M5	Mississippi State*	W, 4-1
M8	at Mississippi State*	W, 8-5
M9	at Mississippi State*	L, 8-9

* - SEC game

- Eddie Owcar threw a nine-inning no-hitter at Ole Miss (April 24, 1942)



COACH: PAUL BURNHAM

**1943 - Won 12, Lost 6
(9-4 SEC)**

Coach: Paul Burnham

Ole Miss*	L, 8-10
Ole Miss*	W, 10-6
at Georgia Tech	W, 10-1
Birmingham Barons	L, 2-6
Birmingham Barons	W, 8-1
LSU*	L, 1-2
LSU*	W, 6-1
at Mississippi State*	W, 29-10
at Mississippi State*	L, 3-6
Acme Roofer	L, 2-3
at Ole Miss*	W, 7-6
at Ole Miss*	W, 10-2
Vanderbilt*	W, 3-1
Vanderbilt*	W, 3-1
Mississippi State*	W, 4-2
Mississippi State*	W, 12-4
Georgia Tech*	W, 15-4
Georgia Tech*	L, 2-6

* - SEC game

1944 - No Team (WWII)

1945 - No Team (WWII)



COACH: MILLARD HOWELL

**1946 - Won 12, Lost 8
(10-5 SEC)**

Coach: Millard "Dixie" Howell

Gadsden	L, 5-9
Montgomery	L, 8-12
Montgomery	L, 10-12
Ole Miss*	W, 8-2
Ole Miss*	W, 10-8
LSU*	L, 3-4
LSU*	L, 2-13
LSU*	W, 5-2
LSU*	L, 2-7
Mississippi State*	W, 20-1
Mississippi State*	W, 9-7
at Mississippi State*	W, 12-1
at Mississippi State*	W, 13-12
Ole Miss*	W, 13-5
Columbus (Mississippi) AAF	W, 13-1
Georgia* (DH)	L, 1-4
Georgia* (DH)	L, 0-3
Columbus (Mississippi) AAF	W, 17-1
Georgia*	W, 9-1
Georgia*	W, 15-9

* - SEC game

**1947 - Won 20, Lost 8
(11-3 SEC)**

**Coach: Tilden Campbell
SEC Champions**

NCAA South District III Playoffs

Bradley W, 9-3	
Ole Miss*	L, 1-2 (5)
Birmingham Barons	L, 0-5
Birmingham Barons	L, 3-16
LSU*	W, 4-2
LSU*	L, 3-4
LSU*	W, 5-2
Mississippi State*	W, 3-1
Mississippi State*	W, 6-3
at Mississippi State*	W, 9-5
at Mississippi State*	L, 4-10
Central Foundry	W, 27-6
Central Foundry	W, 7-1
Ole Miss*	W, 4-3 (10)
Ole Miss*	W, 5-3
at Georgia*	W, 8-2
at Georgia*	W, 9-6 (10)
Georgia*	W, 11-4
Georgia*	W, 6-3 (11)
Huntsville Manufacturing	W, 5-1
Loveman's (Birmingham)	W, 13-2
Reynolds Metal Company	W, 4-1
Huntsville Manufacturing	L, 0-1

NCAA South District III Playoffs (Charlotte, N.C.)

Virginia W, 7-2	
Clemson	L, 0-1
Virginia	W, 4-1
Clemson	W, 8-1
Clemson	L, 1-4

* - SEC game

**1948 - Won 18, Lost 11
(11-5 SEC)**

**Coach: Tilden Campbell
NCAA South District III Playoffs**

at Rollins	W, 5-0
at Rollins	L, 2-11
at Florida*	W, 10-2
at Florida*	W, 17-1
Bradley (DH)#	W, 5-2
Bradley (DH)	L, 3-5
Central Foundry	L, 2-5
Central Foundry	W, 10-0

YEAR-BY-YEAR RESULTS

Central Foundry	W, 10-5
Walker County	W, 5-1
Tuscaloosa	W, 12-5
Birmingham Barons	L, 2-5
Ole Miss*	W, 5-2
Ole Miss*	W, 5-3
at LSU*	W, 5-2
at LSU*	L, 7-8
LSU*	W, 13-0
LSU*	W, 5-3
Florida*	L, 2-4
Florida*	L, 1-3
at Mississippi State*	L, 3-6
at Mississippi State*	L, 6-8
Mississippi State*	W, 9-0
Mississippi State*	W, 7-5
at Ole Miss*	W, 10-2
at Ole Miss*	W, 17-2

NCAA South District III Playoffs (Charlotte, N.C.)

George Washington	W, 4-1
North Carolina	L, 3-11
George Washington	L, 8-9

* - SEC game

- Alabama defeated Bradley 5-2 on March 26, 1948, in the first game played at Thomas Field, the present site of all home Crimson Tide baseball games

1949 - Won 14, Lost 8
(14-4 SEC)

Coach: Tilden Campbell

M18	at Rollins	L, 4-5
M19	at Rollins	L, 4-5
M21	at Florida*	W, 4-0
M22	at Florida*	W, 16-2
M29	Montgomery ^A	L, 4-5
A5	at Birmingham Barons	L, 2-5
A8	at Ole Miss*#	W, 6-5 (10)
A9	Ole Miss*	L, 6-7
A13	LSU*	L, 0-4
A14	LSU*	W, 5-4
A18	Mississippi State*	W, 10-1
A19	Mississippi State*	L, 4-7
A22	at LSU*	W, 8-6
A23	at LSU*	W, 8-0
M3	Ole Miss*	W, 7-4
M4	Ole Miss*	W, 15-3
M6	at Mississippi State*	L, 3-7
M7	at Mississippi State*	W, 8-3
M13	at Auburn*	W, 4-3 (10)
M14	at Auburn*	W, 20-7
M20	Auburn*	W, 4-0
M21	Auburn*	W, 12-3

* - Selma, Ala.

- Clarksdale, Miss.

* - SEC game

1950 - Won 23, Lost 12
(12-4 SEC)Coach: Tilden Campbell
SEC ChampionsNCAA District III Champions
College World Series (T5th)

M20	at Stetson	L, 2-3
M21	at Stetson	W, 10-5
M23	at Rollins	L, 4-8
M24	at Rollins	L, 1-2
M25	at Rollins	W, 10-4
A5	at Birmingham Barons	L, 5-23
A7	at LSU*	W, 5-4
A8	at LSU*	W, 5-3
A11	Birmingham Barons	L, 5-24
A12	Andalusia	W, 24-10
A14	LSU*	W, 5-3
A15	LSU*	W, 13-11
A17	Ole Miss*	L, 3-15
A18	Ole Miss*	W, 9-0
A21	Mississippi State*	W, 6-3
A22	Mississippi State*	L, 0-1
A28	Florida*	W, 7-2
A29	Florida*	W, 3-2
M2	at Auburn*	W, 17-1
M3	at Auburn*	W, 17-0
M4	Ole Miss*	W, 15-1
M5	Ole Miss*	L, 1-6
M13	Auburn*W, 9-7	
M15	at Mississippi State*	W, 11-5
M16	at Mississippi State*	L, 4-5

SEC Playoffs (Best of Five Series)

M23	Kentucky	W, 4-1
M24	Kentucky	W, 13-0
M26	at Kentucky	L, 3-14
M27	at Kentucky	W, 9-1

NCAA District III Playoffs (Gastonia, N.C.)

J8	Clemson	W, 6-1
J9	Wake Forest	W, 3-2
J10	Wake Forest	W, 5-4

College World Series (Omaha, Neb.)

J16	Bradley	W, 9-2
J18	Washington State	L, 1-9
J19	Wisconsin	L, 1-3

* - SEC game

1951 - Won 17, Lost 5, Tied 1
(14-4-1 SEC)

Coach: Tilden Campbell

M17	at Rollins#	W, 7-1
M19	North Carolina#	L, 8-9
M20	North Carolina#	W, 3-2
	at Rollins#	W, 11-3
M30	at Ole Miss*	L, 6-7
M31	at Ole Miss*	W, 4-0
A4	at LSU*	W, 8-5
A5	at LSU*	L, 1-5
A6	at Tulane*	W, 10-0
A7	at Tulane*	W, 6-3
A11	Ole Miss*	W, 6-5
A12	Ole Miss*	T, 3-3 (10)
A13	at Mississippi State*	L, 10-17
A14	at Mississippi State*	W, 5-3
A17	Auburn*	W, 5-4
A24	Mississippi State*	W, 4-3
A25	Mississippi State*	W, 6-4
A30	at Auburn*	W, 6-5
M1	at Auburn*	L, 0-2
M4	Vanderbilt*	W, 5-0
M5	Vanderbilt*	W, 7-4
M11	at Vanderbilt*	W, 17-2
M12	at Vanderbilt*	W, 20-7

- Rollins College Tournament (Winter Park, Fla.)

* - SEC game

1952 - Won 13, Lost 11
(11-8 SEC)

Coach: Tilden Campbell

M17	North Carolina#	L, 0-8
M18	North Carolina#	L, 8-5 (10)
	at Rollins#	L, 4-5 (10)
M19	at Rollins#	W, 14-2
M26	LSU*	W, 2-0
M27	LSU*	W, 11-2
M28	at Mississippi State*	W, 6-5
M29	at Mississippi State*	W, 3-2 (11)
A2	at Birmingham Barons	W, 11-9
A9	Tulane*	L, 0-8
A10	Tulane*	W, 6-4
A11	at Ole Miss*	L, 4-5
A18	Ole Miss*	L, 2-3
A19	Ole Miss*	L, 2-4 (10)
A21	at Auburn*	W, 5-1
A22	at Auburn*	L, 4-8
A25	Auburn*	L, 6-14
A26	Auburn*	L, 8-10 (10)
A28	at Kentucky*	W, 3-2 (10)
A29	at Kentucky*	L, 6-9
M2	at Vanderbilt*	W, 9-3
M3	at Vanderbilt*	W, 8-0
M9	Vanderbilt*	W, 15-1
M10	Vanderbilt*	W, 5-4

- Rollins College Tournament (Winter Park, Fla.)

* - SEC game

1953 - Won 10, Lost 9
(8-9 SEC)

Coach: Tilden Campbell

M23	at Spring Hill	W, 16-3
M24	at Spring Hill	W, 6-1
M27	Mississippi State*	L, 1-6
M28	Mississippi State*	L, 1-5
A3	at Auburn*	W, 7-1
A4	at Auburn*	W, 6-0
A10	at LSU*	L, 1-10
A11	at LSU*	L, 2-11
A13	at Tulane*	L, 2-3
A14	at Tulane*	L, 2-11
A20	Ole Miss*	W, 8-5
A21	Ole Miss*	W, 11-6
A24	at Mississippi State*	L, 0-3
A27	Vanderbilt*	W, 6-1
A28	Vanderbilt*	W, 10-1
M1	at Ole Miss*	W, 8-5
M2	at Ole Miss*	L, 2-10
M8	Auburn*	L, 4-9
M9	Auburn*	W, 7-4

* - SEC game

1954 - Won 10, Lost 7
(8-7 SEC)

Coach: Tilden Campbell

M22	Spring Hill	W, 11-6
M23	Spring Hill	W, 22-3
A2	at Auburn*	L, 1-4
A3	at Auburn*	L, 1-2
A9	at Ole Miss*	W, 3-2
A16	Tulane*	L, 5-6
A17	Tulane*	W, 8-4
A19	LSU*	W, 13-8
A20	LSU*	L, 6-9
A26	Mississippi State*	W, 3-0
A27	Mississippi State*	L, 4-7
A30	at Tulane*	L, 2-11
M1	at Tulane*	W, 4-2
M3	Auburn*	W, 5-2
M4	Auburn*	W, 4-1
M7	at Mississippi State*	W, 18-9
M8	at Mississippi State*	L, 2-5

* - SEC game

1955 - Won 23, Lost 6
(16-2 SEC)Coach: Tilden Campbell
SEC Champions

NCAA District III Playoffs

M17	at Florida Southern	W, 5-1
M18	at Florida Southern	W, 5-2
M19	Ohio State#	W, 4-1
	at Rollins#	L, 0-2
M20	Ohio State#	W, 7-5
M21	Virginia Tech#	L, 4-8
M24	at Mississippi State*	W, 3-2
M25	at Mississippi State*	L, 5-6
M28	Mississippi State*	W, 5-2
M29	Mississippi State*	W, 5-3
A4	LSU*	W, 7-2
A8	Tulane*	W, 10-7
A9	Tulane*	W, 3-0
A11	Ole Miss*	W, 3-1
A15	at LSU*	W, 10-3
A16	at LSU*	W, 3-1
A18	at Tulane*	W, 16-3
A19	at Tulane*	W, 18-2
A27	Ole Miss*	L, 5-10
A28	Ole Miss*	W, 8-1
M2	Auburn*	W, 3-1
M3	Auburn*	W, 10-2
M6	at Auburn*	W, 14-6
M7	at Auburn*	W, 9-6

SEC Playoffs (Best of Three Series)

M12	Georgia	W, 12-2
M13	at Georgia	W, 6-4

NCAA South District III (Winter Park, Fla.)

M27	at Rollins	W, 4-1
M28	at Rollins	L, 3-4
M29	at Rollins	L, 3-5

- Rollins College Tournament (Winter Park, Fla.)

* - SEC game

1956 - Won 18, Lost 7
(11-5 SEC)

Coach: Tilden Campbell

M23	at LSU*	L, 0-1
M24	at LSU*	W, 2-1
	at LSU*	W, 8-5
M28	Yale#	W, 16-2
	at Rollins#	L, 2-4
M29	Yale#	W, 5-2
M30	Yale#	L, 0-7
M31	at Rollins#	W, 10-2
A6	Ole Miss*	W, 15-7
A7	Ole Miss*	L, 2-11
	Ole Miss*	W, 14-13
A13	Vanderbilt*	W, 10-6
A14	Vanderbilt*	W, 4-0
A16	at Auburn	W, 13-11
A17	at Auburn	W, 13-11
A20	at Mississippi State*	W, 4-2
A21	at Mississippi State*	W, 6-3
	at Mississippi State*	L, 1-4
A27	Tulane*	W, 7-1
A28	Tulane*	L, 2-5
	Tulane*	W, 10-5
M4	at Vanderbilt*	W, 7-4
M5	at Vanderbilt*	L, 5-11
M7	Auburn	W, 6-1
M8	Auburn	W, 4-2

- Rollins College Tournament (Winter Park, Fla.)

* - SEC game

1957 - Won 18, Lost 8
(10-4 SEC)

Coach: Tilden Campbell

SEC Western Division Champions

M23	LSU*	L, 2-3
	LSU*	W, 2-0
M29	at Rollins	W, 15-5
M30	at Rollins	W, 2-1
A1	Michigan State	W, 12-6
A2	Michigan State	L, 4-9
	Amherst	L, 3-9
A6	Ole Miss*	W, 7-0
	Ole Miss*	L, 6-8
A12	at Vanderbilt*	W, 13-10
A13	at Vanderbilt*	W, 6-5
A19	Mississippi State*	W, 3-0
A20	Mississippi State*	W, 2-1
	Mississippi State*	L, 1-7
A26	Tulane*	W, 8-4
A27	Tulane*	W, 4-1
	Tulane*	W, 4-1
A29	Auburn	L, 8-11
A30	Auburn	W, 8-4
M4	Vanderbilt*	W, 7-1
	Vanderbilt*	W, 3-1
M6	at Auburn	W, 16-6
M7	at Auburn	W, 10-7

SEC Playoffs (Best of Three Series)

M9	Georgia Tech	L, 4-5
M10	at Georgia Tech	W, 11-10
M13	at Georgia Tech	L, 1-10

* - SEC game

** - The 1957 team also posted a 15-5 record on its tour eastward. Alabama played games in Honolulu, Hawaii, Okinawa, Japan, and Korea.

1958 - Won 13, Lost 8
(11-5 SEC)

Coach: Tilden Campbell

SEC Western Division Champions

M28	at Tulane*	W, 20-1
M29	at Tulane*	W, 9-5
M31	at LSU*	W, 6-1
A1	at LSU*	L, 6-9
A4	Tulane*	W, 18-9
A5	Tulane*	W, 10-4
A11	Ole Miss*	L, 3-14
A12	Ole Miss*	W, 4-3
A14	Auburn	W, 7-5
A18	at Mississippi State*	W, 7-0
A19	at Mississippi State*	L, 4-5
A21	at Auburn	W, 6-5
A22	at Auburn	L, 3-7
A25	LSU*	W, 11-8
A26	LSU*	W, 6-4
A30	Mississippi State*	L, 1-3
M1	Mississippi State*	W, 3-2
M5	at Ole Miss*	L, 4-6
M6	at Ole Miss*	W, 7-3

SEC Playoffs (Rickwood Field - Birmingham, Ala.)

M14	Auburn	L, 2-3 (13)
M15	Auburn	L, 4-5

* - SEC game

1959 - Won 8, Lost 7
(8-5 SEC)

Coach: Tilden Campbell

M27	Tulane*	W, 8-0
M28	Tulane*	W, 15-7
A6	at Auburn	L, 6-8
A10	at LSU*	L, 3-4
A11	at LSU*	W, 8-3
A20	at LSU*	L, 1-5
A21	at LSU*	L, 3-9
A24	Mississippi State*	W, 6-2
A25	Mississippi State*	W, 8-5
M1	Ole Miss*	W, 9-2
M2	Ole Miss*	L, 3-6
M4	Auburn	L, 6-8
M8	at Mississippi State*	W, 6-4
M9	at Mississippi State*	W, 5-4
M11	at Ole Miss*	L, 0-1

* - SEC game

1960 - Won 11, Lost 7
(9-6 SEC)

Coach: Tilden Campbell

M21	Howard	W, 11-2
M22	Howard	W, 27-3
M25	at Tulane*	W, 7-3
M26	at Tulane*	W, 4-0
M28	at LSU*	L, 2-5
A1	Tulane*	W, 10-0

YEAR-BY-YEAR RESULTS

A2	Tulane*	W, 8-1
A5	at Auburn	L, 10-11
A12	at Ole Miss*	L, 0-3
A13	at Ole Miss*	L, 4-10
A22	Ole Miss*	L, 2-8
A23	Ole Miss*	L, 2-8
A29	at Mississippi State*	W, 7-6
A30	at Mississippi State*	W, 9-7
M6	LSU*	W, 6-5
M7	LSU*	W, 7-1
M11	Mississippi State*	L, 5-9
M12	Mississippi State*	W, 7-2

* - SEC game

1961 - Won 12, Lost 9 (6-9 SEC)

Coach: Tilden Campbell

M22	Virginia Tech	W, 14-4
	Virginia Tech	W, 16-3
M23	Virginia Tech	W, 20-5
	Virginia Tech	W, 4-1
M24	Virginia Tech	W, 15-3
	Virginia Tech	W, 12-2
A3	Tulane*	W, 9-0
A4	Tulane*	W, 6-5
A7	at Mississippi State*	L, 5-7
A8	at Mississippi State*	W, 8-2
A10	Mississippi State*	L, 1-10
A11	Mississippi State*	L, 3-5
A17	at Ole Miss*	W, 9-8
A18	at Ole Miss*	L, 8-9
A21	Ole Miss*	L, 5-7
A22	Ole Miss*	L, 0-1
A24	LSU*	L, 3-16
A25	LSU*	W, 5-0
A28	Tulane*	L, 6-8
A29	Tulane*	W, 7-0
M1	at LSU*	L, 1-3

* - SEC game

1962 - Won 15, Lost 11, Tied 1 (9-7-1 SEC)

Coach: Tilden Campbell

M12	Howard	W, 4-2
	Howard	W, 5-0
M16	Howard	L, 1-12
	Howard	W, 9-0
M19	Southern Miss	W, 6-0
M20	Southern Miss	W, 5-3
M24	Virginia Tech	L, 1-2
	Virginia Tech	W, 12-4
M26	at Southern Miss	L, 2-4
M27	at Southern Miss	L, 4-8
A2	LSU*	W, 7-1
A3	LSU*	L, 0-4
A6	Mississippi State*	L, 2-3
	Mississippi State*	L, 3-8
A7	at Mississippi State*	L, 5-9
A10	at Mississippi State*	L, 0-9
A13	at Tulane*	W, 12-5
A14	at Tulane*	L, 0-1
A16	at LSU*	T, 4-4
A17	at LSU*	W, 3-2
A23	Tulane*	W, 15-8
A24	Tulane*	W, 7-4
A27	Ole Miss*	W, 12-1
A28	Ole Miss*	W, 6-0
	Ole Miss*	L, 0-1
M2	Auburn*	W, 7-6 (10)
M7	at Auburn*	W, 11-5

* - SEC game

1963 - Won 11, Lost 10 (7-8 SEC)

Coach: Tilden Campbell

M14	Howard	L, 2-5
M16	at Howard	L, 3-6
M18	at Southern Miss	W, 7-6
M19	at Southern Miss	W, 11-4
M22	Virginia Tech	W, 3-2
M24	Virginia Tech	W, 3-2
M25	Mississippi State*	L, 0-1
	Mississippi State*	L, 5-19
M29	at LSU*	W, 14-3
M30	at LSU*	W, 13-6
A1	at Tulane*	W, 6-0
A2	at Tulane*	W, 16-2
A8	Ole Miss*	L, 7-8 (14)
A9	Ole Miss*	L, 3-6
A12	at Mississippi State*	L, 5-6
A13	at Mississippi State*	L, 4-10
A15	Tulane*	W, 3-1
A16	Tulane*	W, 2-1

A22	LSU*	L, 2-3
A23	LSU*	W, 10-3
A27	at Ole Miss*	L, 5-11

* - SEC game



COACH: JOE SEWELL

1964 - Won 10, Lost 10 (6-8 SEC)

Coach: Joe Sewell

M13	Southern Miss	L, 5-4
M16	St. Bernard	W, 4-3
M17	Howard	L, 0-4
M21	at Mississippi State*	L, 3-5
	at Mississippi State*	W, 7-4
M26	Southern Miss	W, 8-1
M27	Southern Miss	L, 1-5
A4	at LSU*	L, 4-5
A5	at LSU*	W, 5-4
A7	at Tulane*	L, 2-3 (8)
	at Tulane*	L, 1-4 (6)
A10	Ole Miss*	L, 5-9
	Ole Miss*	L, 2-14
A14	at Howard	W, 5-1
A17	Mississippi State*	W, 14-4
A18	Mississippi State*	W, 4-3
A20	Tulane*	W, 10-1
A21	Tulane*	W, 5-2
A27	LSU*	L, 3-7
M1	at Ole Miss*	L, 0-6
M3	Livingston State	W, 3-2

* - SEC game

1965 - Won 12, Lost 12 (6-10 SEC)

Coach: Joe Sewell

M16	at Howard	W, 8-4
M18	Tennessee Tech	W, 15-6
M20	at Southern Miss	L, 1-2
	at Southern Miss#	W, 6-0 (7)
M25	at Howard	W, 3-2
M27	Howard	L, 3-5
	Howard	W, 10-1
A2	Southern Miss	W, 6-3
A5	LSU*	W, 4-0
A6	LSU*	W, 11-2
A9	at Mississippi State*\$	L, 0-11
A10	at Mississippi State*\$	W, 1-0
A16	Tulane*	L, 2-7
A17	Tulane*	L, 0-2
A19	at Ole Miss*	L, 3-5
A20	at Ole Miss*	W, 7-4
A23	at Tulane*	L, 6-7
A24	at Tulane*	L, 4-6
A26	at LSU*	W, 8-0
A27	at LSU*	W, 6-2
A30	Ole Miss*	L, 4-8
M1	Ole Miss*	L, 7-11
M3	Mississippi State*	L, 2-3
M4	Mississippi State*	L, 0-1

\$ - Columbus, Miss.

* - SEC game

- Grady Elmore threw a seven-inning no-hitter at Southern Miss (March 20, 1965)

1966 - Won 13, Lost 7 (6-6 SEC)

Coach: Joe Sewell

M24	Samford	W, 9-1
M28	at Ole Miss*	L, 3-5
M29	at Ole Miss*	L, 2-4
M31	at Samford	W, 5-4
A1	Mississippi State*#	L, 1-5
A2	Mississippi State*#	L, 1-2 (14)
A4	Samford	W, 6-2
A5	at Samford	W, 5-2

A8	Mississippi State*	W, 9-7
A9	Mississippi State*	L, 1-4
A11	Livingston	L, 2-7
A15	at LSU*	L, 1-2
A16	at LSU*	W, 1-0
A22	at Southern Miss	W, 4-1
A23	at Southern Miss	W, 6-2
A25	Southern Miss	W, 4-1
A29	Ole Miss*	W, 6-5
A30	Ole Miss*	W, 5-4 (10)
M3	LSU*	W, 5-0
	LSU*	W, 6-1

* - SEC game

- Columbus, Miss.

1967 - Won 23, Lost 21 (8-10 SEC)

Coach: Joe Sewell

M10	Jacksonville State	W, 5-0
	Jacksonville State	W, 8-0
M18	at Birmingham-Southern	W, 13-1
M23	Virginia Tech#	W, 9-0
	at Florida State#	W, 4-3
M24	Virginia Tech#	L, 5-6
	Penn State#	L, 3-5
M25	Penn State#	L, 8-9
	at Florida State#	L, 0-1
M27	at Auburn	W, 3-0
M31	Birmingham-Southern	W, 15-1
A1	at North Alabama	L, 3-10
	at North Alabama	W, 9-2
A4	Southern Miss	L, 1-4
	Southern Miss	W, 10-2
A6	at Livingston State	W, 4-2
A7	Ole Miss*	W, 3-2
	Ole Miss*	L, 1-4
A8	Ole Miss*	L, 4-13
A10	LSU*	L, 2-3
	LSU*	W, 3-2
A11	LSU*	W, 7-4
A14	at Mississippi State*	L, 0-4
	at Mississippi State*	L, 1-4
A15	at Mississippi State*	W, 5-0
A18	Livingston State	W, 7-5
A19	South Alabama	W, 3-2
	South Alabama	W, 3-2
A21	at Ole Miss*	W, 1-0
	at Ole Miss*	L, 3-10
A22	at Ole Miss*	W, 9-7
	at Huntingdon	W, 2-1
A24	at Huntingdon	W, 2-1
A25	Auburn	L, 6-7
A26	at Southern Miss	L, 1-5
	at Southern Miss	L, 4-6
A28	Mississippi State*	W, 8-1
	Mississippi State*	L, 2-3
A29	Mississippi State*	W, 4-2
M1	Huntingdon	L, 0-3
M3	Florence State	L, 5-7
M5	at LSU*	L, 0-7
	at LSU*	L, 0-2
M6	at LSU*	L, 3-6

- Seminole Classic (Tallahassee, Fla.)

* - SEC game

1968 - Won 24, Lost 14 (10-8 SEC)

Coach: Joe Sewell

SEC Champions
NCAA South District III

M16	at Livingston	W, 5-1
M18	Livingston	W, 17-2
M21	South Alabama	W, 8-0
M25	Birmingham-Southern	W, 6-0
M26	Southern Miss	W, 3-2
M27	Southern Miss	W, 2-1 (11)
M30	at Birmingham-Southern	W, 4-2
A2	Auburn	W, 2-1
A5	LSU*	L, 1-3
	LSU*	W, 1-0
A6	LSU*	L, 1-10
A11	at Southern Miss	W, 5-1
	at Southern Miss	L, 3-5
A12	at South Alabama	L, 4-5
A13	at South Alabama	W, 4-0
A14	at South Alabama	L, 3-5
A19	Mississippi State*	L, 3-5
	Mississippi State*	W, 3-2
A20	Mississippi State*	L, 5-11
A22	Ole Miss*	W, 3-2 (9)
	Ole Miss*	L, 0-5
A23	Ole Miss*	W, 3-2
A26	at Mississippi State*	L, 7-8
	at Mississippi State*	W, 11-0
A27	at Mississippi State*	W, 6-0

A30	at Auburn	W, 9-2
M3	at Ole Miss*	W, 3-2
	at Ole Miss*	W, 7-4
M4	at Ole Miss*	L, 1-9
M10	at LSU*	L, 1-4
	at LSU*	W, 1-0
M11	at LSU*	W, 1-0

SEC Western Division Playoff

M13	at LSU	W, 6-4
-----	--------	--------

SEC Playoffs (Best of Three Series)

M15	at Florida	L, 3-4
M17	Florida	W, 5-0
M18	Florida	W, 3-0

NCAA South District III Playoffs (Gastonia, N.C.)

M30	NC State	L, 3-5
M31	Florida State	L, 1-6

* - SEC game

1969 - Won 24, Lost 15 (8-9 SEC)

Coach: Joe Sewell

M4	Jacksonville State	W, 2-1
	Jacksonville State	W, 12-5
M7	at South Alabama	W, 9-1
M8	at South Alabama	L, 5-6
M13	Livingston	W, 14-5
M15	at Birmingham-Southern	W, 10-5
M20	Tennessee#	W, 2-1
	Arkansas State#	W, 4-3
M21	Tennessee#	W, 3-1
	Arkansas State#	L, 4-5
M22	Arkansas State#	W, 11-9
	Tennessee#	L, 2-3
M25	at Livingston	L, 0-1
M28	at Southern Miss	W, 6-5
M29	at Southern Miss	W, 5-2
M31	Indiana State	W, 5-4
	Indiana State	W, 12-3
A4	Southern Miss	W, 1-0
A7	LSU*	W, 10-1
	LSU*	W, 1-0
A8	LSU*	W, 7-6
A11	at Mississippi State*	L, 3-4 (12)
A12	at Mississippi State*	L, 1-4
	at Mississippi State*	L, 1-2 (15)
A15	Auburn	W, 2-1
A18	at Ole Miss*	W, 4-1
	at Ole Miss*	L, 1-12
A21	South Alabama	W, 9-1
A22	South Alabama	L, 4-15
A25	Mississippi State*	W, 4-0
	Mississippi State*	W, 3-1
A26	Mississippi State*	L, 2-6
M2	Ole Miss*	L, 1-2
	Ole Miss*	L, 0-8
M3	Ole Miss*	L, 2-3
M6	at Auburn	L, 1-5
M9	at LSU*	W, 5-0
	at LSU*	W, 2-1
M10	at LSU*	L, 3-12

- Alabama Classic (Tuscaloosa, Ala.)

* - SEC game



COACH: HAYDEN RILEY

1970 - Won 10, Lost 22 (5-11 SEC)

Coach: Hayden Riley

M13	at South Alabama	L, 1-6
M14	at South Alabama	L, 5-7
M23	Livingston	W, 1-0
	Livingston	L, 4-5
M24	Birmingham-Southern	L, 1-3
	Birmingham-Southern	W, 7-3
M26	Bowling Green#	W, 5-1

YEAR-BY-YEAR RESULTS

	Arkansas State#	L, 2-3
M27	Arkansas State#	L, 4-9
	Bowling Green#	L, 0-7
M28	Arkansas State#	W, 5-0
	Bowling Green#	L, 4-6
A3	at LSU*	L, 1-4
	at LSU*	W, 4-3
A4	at LSU*	L, 0-1
A10	Mississippi State*	W, 3-2
	Mississippi State*	L, 1-2
A18	Ole Miss*	L, 4-6
	Ole Miss*	L, 0-1
A21	Auburn	W, 8-1
A24	at Mississippi State*	L, 1-4
A25	at Mississippi State*	L, 0-1
	at Mississippi State*	L, 1-5
M1	at Ole Miss*	L, 0-1
	at Ole Miss*	W, 5-4
M2	at Ole Miss*	L, 1-2
M5	at Auburn	L, 2-3 (11)
M8	LSU*	L, 0-6
	LSU*	W, 6-5
M9	LSU*	W, 4-0
M11	South Alabama	L, 1-2
M12	South Alabama	L, 2-5

- Alabama Classic (Tuscaloosa, Ala.)

* - SEC game

1971 - Won 18, Lost 26
(6-12 SEC)

Coach: Hayden Riley

M8	South Alabama	L, 2-6
	South Alabama	W, 5-1
M9	South Alabama	L, 1-2
M12	at South Alabama	L, 3-13
	at South Alabama	L, 9-13
M16	Birmingham-Southern	L, 3-5
M19	Southern Miss	W, 2-1
	Southern Miss	W, 3-0
M20	at Birmingham-Southern	L, 5-9
M22	at Livingston	L, 2-5
M24	Florida	W, 9-2
M25	Arkansas State@	W, 5-0
	Stillman@#	W, 8-1
M26	Arkansas State@	L, 4-5
	Stillman@	W, 14-2
M27	Arkansas State@	L, 0-1
	Stillman@	W, 16-2
M30	Memphis	W, 8-4
A2	Ole Miss*	W, 8-1
	Ole Miss*	L, 1-4
A3	Ole Miss*	L, 3-4
A7	Southern Miss	L, 0-4
	Southern Miss	L, 1-4
A9	at Ole Miss*	L, 2-8
	at Ole Miss*	W, 5-3
A10	at Ole Miss*	L, 1-10
A12	at Memphis	W, 10-6
	at Memphis	L, 2-7
A14	Stillman	W, 6-4
A16	Mississippi State*	L, 4-6
	Mississippi State*	L, 6-9
A17	Mississippi State*	W, 6-5 (10)
A20	at Auburn	L, 8-12
A23	at Mississippi State*	L, 7-8
	at Mississippi State*	L, 2-6
A24	at Mississippi State*	W, 8-7 (13)
A27	at Stillman	W, 5-4
A30	LSU*	L, 2-3
	LSU*	L, 1-11
M1	LSU*	L, 2-7
M4	Auburn	L, 1-5
M7	at LSU*	W, 6-5
	at LSU*	W, 5-2
M8	at LSU*	L, 4-5

- Joe Sewell Classic (Tuscaloosa, Ala.)

* - SEC game

- Alabama claims 1,000th win in program history

1972 - Won 21, Lost 14, Tied 1
(7-11 SEC)

Coach: Hayden Riley

M14	Southern Miss	W, 5-1
	Southern Miss	L, 6-7
M17	Jacksonville State	W, 8-5
	Jacksonville State	W, 13-3
M21	Birmingham-Southern	W, 6-3
	Birmingham-Southern	W, 1-0
M23	Ohio University#	W, 7-6
M24	Arkansas State#	W, 18-5
M25	Arkansas State#	W, 11-2
	Ohio University#	T, 2-2
M31	Mississippi State*	L, 3-4
	Mississippi State*	W, 7-1

A1	Mississippi State*	W, 15-2
A4	at Auburn	L, 0-3
	at Auburn	W, 8-6
A7	at Ole Miss*	L, 6-7
	at Ole Miss*	L, 1-8
A8	at Ole Miss*	W, 2-1
A11	Stillman	W, 1-0
	Stillman	W, 5-4
A14	at LSU*	L, 3-7
	at LSU*	L, 4-5
A15	at LSU*	W, 10-6
A18	Stillman	W, 7-1
	Stillman	W, 6-5
A21	Ole Miss*	L, 1-3
	Ole Miss*	L, 3-5
A22	Ole Miss*	L, 6-13
A25	Auburn	L, 4-8
	Auburn	W, 9-1
A28	LSU*	L, 2-6
	LSU*	W, 12-8
A29	LSU*	W, 8-4
M5	at Mississippi State*	L, 1-8
	at Mississippi State*	L, 0-2
M6	at Mississippi State*	W, 3-0

- Joe Sewell Classic (Tuscaloosa, Ala.)

* - SEC game

1973 - Won 22, Lost 14
(12-4 SEC)

Coach: Hayden Riley

SEC Western Division Champions

	Spring Hill\$	W, 4-3
	at South Alabama\$	L, 2-10
M10	Jacksonville State	W, 7-1
	Jacksonville State	W, 6-1
M14	South Carolina#	W, 1-0
	South Alabama#	L, 0-2
M15	South Alabama#	L, 5-7
	South Carolina#	L, 0-6
M20	Southern Miss	W, 10-6
M23	at Mississippi State*	W, 7-5
	at Mississippi State*	W, 3-0
M25	Clemson	L, 8-15
M30	Ole Miss*	W, 2-0
	Ole Miss*	W, 3-2
M31	Ole Miss*	W, 7-5
A3	Auburn	L, 2-3
	Auburn	W, 6-3
A6	LSU*	W, 6-3
	LSU*	L, 1-2
A13	at Ole Miss*	L, 2-4
	at Ole Miss*	W, 6-1
A14	at Ole Miss*	W, 3-2
A15	Stillman	W, 8-4
	Stillman	W, 9-1
A20	at LSU*	W, 3-0
	at LSU*	L, 2-3
A21	at LSU*	W, 5-3
A24	at Auburn	L, 3-6
	at Auburn	L, 4-7
A27	Mississippi State*	W, 4-0
A28	Mississippi State*	L, 1-3
	Mississippi State*	W, 5-3
A29	Stillman	W, 5-3
	Stillman	W, 11-0

SEC Playoffs (Best of Three Series)

M9	Vanderbilt	L, 1-5
M11	at Vanderbilt	L, 7-13

\$ - South Alabama Classic (Mobile, Ala.)

- Joe Sewell Classic (Tuscaloosa, Ala.)

* - SEC game

1974 - Won 37, Lost 16
(10-5 SEC)

Coach: Hayden Riley

SEC Western Division Champions

M1	Stillman	W, 2-1
	Stillman	W, 2-0
M2	Livingston	L, 1-4
	Livingston	W, 3-1
M5	Montevallo	W, 5-1
	Montevallo	W, 4-0
M7	Delta State	L, 2-3
	Delta State	W, 3-0
M8	Jacksonville State	W, 4-1
	Jacksonville State	W, 7-2
M9	Birmingham-Southern	L, 0-4
	Birmingham-Southern	W, 5-4
M11	Huntingdon	W, 5-0
	Huntingdon	W, 5-2
M12	Southern Miss	L, 2-3 (8)
	Southern Miss	W, 10-3
M16	Vanderbilt#	W, 12-2

	Miami (Ohio)#	W, 7-3
	Miami (Ohio)#	L, 5-6
M17	Vanderbilt#	L, 7-8
	Miami (Ohio)#	W, 7-6
	Vanderbilt#	W, 5-4
M19	Evansville	W, 9-3
M23	Mississippi State*	L, 0-1
	Mississippi State*	W, 3-2
M24	Mississippi State*	W, 5-2
M26	Stillman	W, 7-5
	Stillman	W, 6-5
M29	at Ole Miss*	W, 6-3
	at Ole Miss*	W, 7-6
M30	at Ole Miss*	W, 12-0
A1	Memphis	W, 4-1
	Memphis	W, 4-0
A5	at Southern Miss	W, 14-0
A6	at LSU*	W, 7-6
	at LSU*	L, 2-3
A7	at LSU*	L, 4-6
A9	Auburn	L, 1-4
	Auburn	L, 1-2
A10	UAB	W, 4-0
	UAB	W, 4-3
A16	at Auburn	L, 2-6
	at Auburn	W, 6-0
A17	at UAB	W, 4-1
	at UAB	W, 8-2
A20	LSU*	W, 3-2
	LSU*	W, 10-1
A21	LSU*	W, 9-1
A26	at Mississippi State*	W, 1-0
	at Mississippi State*	L, 1-3
A27	at Mississippi State*	L, 1-6

SEC Playoffs (Best of Three Series)

M8	at Vanderbilt	L, 8-12
M10	Vanderbilt	L, 1-2 (12)

- Joe Sewell Classic (Tuscaloosa, Ala.)

* - SEC game

1975 - Won 33, Lost 33
(8-14 SEC)

Coach: Hayden Riley

M1	St. Bernard	W, 9-8
	St. Bernard	W, 12-3
M2	Livingston	W, 7-0
	Livingston	W, 11-2
M4	Southern Miss	W, 3-2 (11)
	Southern Miss	W, 6-1
M6	Vanderbilt	W, 4-1
	Vanderbilt	L, 1-3
M7	Vanderbilt	L, 2-3
	Vanderbilt	L, 4-5
M8	Jacksonville State	L, 2-9
	Jacksonville State	W, 4-2
M10	at Florida	L, 0-10
	at Florida	L, 1-8
M11	at Florida	L, 2-4
M14	Tennessee#	W, 5-3
	Clemson#	L, 4-9
M15	Tennessee#	W, 8-1
	Clemson#	L, 3-7
M19	Kentucky	L, 4-5 (8)
	Kentucky	L, 2-4
M20	Kentucky	W, 5-4
	Kentucky	W, 2-1
M21	Louisville	L, 5-6
	Louisville	W, 2-1
M22	Louisville	L, 4-8
	Louisville	W, 3-2
M23	at Stillman	W, 7-5
M25	Montevallo	W, 5-3
	Montevallo	W, 5-2
M28	Mississippi State*	W, 4-1
	Mississippi State*	L, 3-4
M29	Mississippi State*	L, 0-7
	Mississippi State*	L, 0-4
A1	Troy	W, 3-1
	Troy	W, 3-0
A4	Ole Miss*	L, 0-3
	Ole Miss*	W, 5-3
A5	Ole Miss*	W, 5-4
	Ole Miss*	W, 8-6
A6	Stillman	W, 3-2
A8	Auburn	W, 2-0
	Auburn	L, 0-12
A11	LSU*	W, 5-4
	LSU*	L, 5-6
A12	LSU*	W, 10-9
	LSU*	L, 2-4
A15	Delta State	L, 0-6
	Delta State	L, 5-7
A18	at Ole Miss*	L, 0-5
	at Ole Miss*	W, 2-1

A19	at Ole Miss*	L, 0-7
	at Ole Miss*	L, 1-8
A22	North Alabama	W, 6-2
	North Alabama	W, 7-6
A24	at Southern Miss	L, 6-7
A25	at LSU	L, 5-6
	at LSU	L, 2-9
A26	at LSU	L, 2-5
	at LSU	L, 2-9
M4	at Birmingham-Southern	W, 4-0
	at Birmingham-Southern	L, 2-10
M6	at Auburn	L, 3-4
	at Auburn	W, 6-2
M10	at Mississippi State*	W, 1-0
	at Mississippi State*	L, 0-4

- Joe Sewell Classic (Tuscaloosa, Ala.)

* - SEC game

1976 - Won 25, Lost 18
(10-11 SEC)

Coach: Hayden Riley

F27	Houston	L, 4-10
	Houston	W, 6-4
F28	Livingston	L, 5-10
	Livingston	W, 8-0
M2	Montevallo	W, 7-1
	Montevallo	L, 6-8
M4	at Southern Miss	W, 4-2 (10)
	at Southern Miss	W, 9-3
M8	Auburn*	L, 0-4
	Auburn*	L, 2-5
M9	Auburn*	L, 5-11
M12	at LSU*	L, 0-4
	at LSU*	W, 5-2
M13	at LSU*	L, 1-11
M22	Southern Miss	W, 11-0
	Southern Miss	W, 10-2
M19	Notre Dame#	W, 9-0
	Ohio State#	W, 2-1
M20	Notre Dame#	L, 0-5
	Ohio State#	L, 2-3
M25	Florida	L, 1-2
	Florida	W, 6-2
A2	at Ole Miss*	W, 2-1
	at Ole Miss*	L, 1-4
A3	at Ole Miss*	W, 7-4
A6	North Alabama	W, 8-6
	North Alabama	W, 4-3
A9	Mississippi State*	W, 5-4
	Mississippi State*	W, 5-4
A10	Mississippi State*	W, 4-0
A16	LSU*	L, 2-3
	LSU*	W, 1-0
A17	LSU*	W, 8-5
A20	Jacksonville State	W, 8-6
	Jacksonville State	W, 1-0
A23	Ole Miss*	W, 6-2
	Ole Miss*	L, 1-2
A24	Ole Miss*	L, 3-12
A27	Birmingham-Southern	L, 0-6
	Birmingham-Southern	W, 6-5
M1	at Mississippi State*	L, 4-5
	at Mississippi State*	W, 2-1
M2	at Mississippi State*	L, 2-3

- Joe Sewell Classic (Tuscaloosa, Ala.)

* - SEC game

1977 - Won 27, Lost 18
(10-9 SEC)

Coach: Hayden Riley

F19	South Alabama	W, 5-2 (7)
	South Alabama	L, 5-8 (7)
F20	South Alabama	W, 7-3
F26	Montevallo	W, 5-4 (7)
	Montevallo	W, 1-0 (7)
F27	Birmingham-Southern	L, 4-6
M9	Delta State	L, 0-3
M10	Delta State	L, 5-10
M12	LSU*	L, 10-17 (7)
M13	LSU*	W, 12-3 (7)
M14	Huntingdon	W, 9-4 (7)
	Huntingdon	W, 6-2 (7)
M15	at Southern Miss	L, 0-1 (7)
	at Southern Miss	W, 8-1 (7)
M17	Louisville	W, 5-4 (7)
	Louisville	W, 8-6 (7)
M19	Ohio State	L, 2-11 (7)
	Ohio State	L, 1-15 (7)
M20	Ohio State	W, 6-4
	Ohio State	W, 8-6
M26	at Ole Miss*	L, 4-11 (7)
	at Ole Miss*	W, 3-0 (7)
M27	at Ole Miss*	L, 5-6
A2	at Mississippi State*	L, 3-4 (7)

YEAR-BY-YEAR RESULTS

	at Mississippi State*	L, 4-9 (7)
A9	Auburn*	W, 11-5
	Auburn*	L, 2-5
A10	Auburn*	W, 12-5
A13	North Alabama	W, 8-4 (7)
	North Alabama	W, 5-1 (7)
A16	at LSU*	W, 3-2 (7)
	at LSU*	W, 7-4 (7)
A17	at LSU*	W, 10-4
A20	Livingston	W, 3-1 (7)
	Livingston	L, 4-8 (7)
A23	Southern Miss	W, 12-8 (7)
	Southern Miss	L, 5-7 (7)
A27	at Huntingdon	W, 10-2
A28	at Birmingham-Southern	W, 6-2
A30	Ole Miss*	L, 3-6 (7)
	Ole Miss*	L, 4-8 (7)
M1	Ole Miss*	W, 16-6
M7	Mississippi State*	W, 5-4 (7)
	Mississippi State*	L, 4-8 (7)
M8	Mississippi State*	W, 3-2

* - SEC game

1978 - Won 23, Lost 20 (10-11 SEC)

Coach: Hayden Riley

F18	at South Alabama	L, 6-9 (7)
F19	at South Alabama	L, 2-8 (7)
	at South Alabama	W, 5-4
F25	Livingston	W, 5-4 (7)
	Livingston	W, 5-3 (7)
F26	Birmingham-Southern	L, 6-17
M3	Auburn*	W, 9-5
M5	Auburn*	L, 3-5 (7)
	Auburn*	L, 1-3 (7)
M11	at LSU*	L, 2-3 (7)
	at LSU*	W, 3-0 (7)
M12	at LSU*	W, 16-2
M13	at Southern Miss	L, 6-12 (7)
	at Southern Miss	W, 7-0 (7)
M18	South Alabama	W, 3-1 (7)
	South Alabama	W, 5-1 (7)
M19	South Alabama	L, 1-12
M22	Troy	W, 6-5 (7)
	Troy	W, 5-4 (7)
M25	Ole Miss*	W, 3-2 (7)
	Ole Miss*	L, 3-4 (7)
M26	Ole Miss*	W, 5-2
A1	Mississippi State*	W, 1-0 (7)
	Mississippi State*	L, 4-6 (7)
A2	Mississippi State*	L, 4-6
A6	New York Yankees+	L, 0-6
A8	at Auburn*	L, 5-13 (7)
	at Auburn*	L, 5-11 (7)
A9	at Auburn*	L, 2-12
A12	North Alabama	W, 10-1 (7)
	North Alabama	W, 9-0 (7)
A15	LSU*	W, 5-4 (7)
	LSU*	W, 8-1 (7)
A16	LSU*	W, 2-1
A19	Montevallo	W, 10-0 (7)
	Montevallo	L, 6-8 (7)
A22	Southern Miss	W, 10-0 (7)
	Southern Miss	L, 6-8 (7)
A23	at Birmingham-Southern	L, 5-7
A26	St. Benedictine	W, 5-3 (7)
	St. Benedictine	L, 2-4 (7)
A29	at Ole Miss*	L, 6-11 (7)
	at Ole Miss*	L, 4-5 (7)
A30	at Ole Miss*	W, 8-6

+ - Exhibition game against the New York Yankees

* - SEC game

1979 - Won 18, Lost 27 (4-17 SEC)


Coach: Hayden Riley

F25	South Alabama	W, 8-2 (7)
	South Alabama	W, 6-2 (7)
F28	Birmingham-Southern	W, 6-3
M4	at UAB	W, 4-3 (7)
	at UAB	L, 2-3 (7)
M7	Western Kentucky	W, 9-2 (7)
	Western Kentucky	L, 1-10 (7)
M10	at Mississippi State*	L, 1-5 (7)
	at Mississippi State*	L, 1-6 (7)
M15	at Southern Miss	L, 3-6 (7)
	at Southern Miss	W, 10-5 (7)
M17	at LSU*	L, 4-8 (7)
	at LSU*	W, 1-0 (7)
M18	at LSU*	L, 2-11
M20	Tennessee	W, 11-6
M21	North Alabama	W, 5-0 (7)
	North Alabama	W, 7-3 (7)
M24	at Ole Miss*	L, 7-8 (7)

	at Ole Miss*	L, 4-6 (7)
M25	at Ole Miss*	L, 1-5
M27	Livingston	L, 1-5 (7)
	Livingston	W, 5-4 (7)
M31	at Auburn*	L, 2-10 (7)
	at Auburn*	L, 2-3 (7)
A1	at Auburn*	L, 4-9
A3	at Southern Miss*	L, 3-6
A4	at Southern Miss*	W, 10-4
A7	at South Alabama	L, 11-12 (7)
	at South Alabama	L, 4-8 (7)
A8	at South Alabama	L, 8-9 (11)
A11	UAB	W, 3-0 (7)
	UAB	W, 3-2 (7)
A14	Troy	L, 2-5 (7)
	Troy	L, 0-3 (7)
A15	at Birmingham-Southern	L, 3-5
A17	Montevallo	W, 9-0 (7)
	Montevallo	W, 4-3 (7)
A21	LSU*	L, 2-4 (7)
	LSU*	L, 1-7 (7)
A24	Mississippi State*	L, 0-2 (7)
	Mississippi State*	L, 4-6 (7)
A28	Ole Miss*	L, 8-9 (7)
	Ole Miss*	L, 5-7 (7)
A29	Ole Miss*	W, 12-4
M5	Auburn*	L, 4-11 (7)
	Auburn*	W, 4-1 (7)
M6	Auburn*	W, 4-3

* - Jackson, Miss.

* - SEC game



COACH: BARRY SHOLLENBERGER

1980 - Won 18, Lost 28 (8-13 SEC)

Coach: Barry Shollenberger

F22	at Georgia Southern	W, 9-5
F23	at Georgia Southern	L, 11-20
F24	at Georgia Southern	L, 8-11
F26	Livingston	L, 2-3
F29	Jackson State	W, 5-4
M5	North Alabama	W, 14-5
M6	Kentucky	W, 7-5
M8	at South Alabama	L, 4-7 (7)
M8	at South Alabama	L, 0-6 (7)
M10	Morehead State	L, 1-10
M11	Jacksonville State	L, 7-9
M15	at Mississippi State*	L, 12-13 (7)
	at Mississippi State*	W, 5-3 (7)
M16	at Mississippi State*	W, 7-5
M18	Huntingdon	W, 4-3
M19	Birmingham-Southern	L, 4-6
M21	Cleveland State	W, 7-5
M22	LSU*	W, 9-1 (7)
	LSU*	W, 8-2 (7)
M23	LSU*	L, 0-2
M25	Florida	L, 4-10
M29	Auburn*	L, 0-1 (7)
	Auburn*	L, 2-3 (7)
M30	Auburn*	W, 8-3
A1	at Jacksonville State	L, 4-6
A2	at Montevallo	L, 3-5
A5	at Ole Miss*	L, 4-5 (13)
A6	at Ole Miss*	W, 8-6 (7)
	at Ole Miss*	L, 3-5
A7	Southeastern Louisiana	W, 13-0
A10	UAB	W, 7-6
A16	at Livingston	L, 2-3
A17	at Huntingdon	W, 10-4
A19	Mississippi State*	L, 3-4 (7)
	Mississippi State*	W, 9-4 (7)
A20	Mississippi State*	L, 11-15
A22	Montevallo	W, 11-7
A25	at Southern Miss	L, 3-9
A26	at LSU*	L, 1-2 (7)
	at LSU*	L, 3-4 (7)

A27	at LSU*	W, 4-2
A29	at UAB	L, 2-12
A30	at Birmingham-Southern	L, 3-6
M2	at Auburn	L, 3-5 (7)
M4	at Auburn	L, 5-8 (7)
	at Auburn	L, 4-5

* - SEC game

1981 - Won 41, Lost 15, Tied 1 (17-6-1 SEC)

Coach: Barry Shollenberger
SEC Western Division Co-Champs
SEC Tournament Participant

F22	at South Alabama	L, 2-6
	at South Alabama	W, 5-2
F23	at South Alabama	W, 8-4
F28	at Ole Miss*	W, 5-3 (7)
	at Ole Miss*	W, 2-1 (7)
M1	at Ole Miss*	T, 6-6
M3	Jackson State	W, 6-4
M7	Jacksonville State	W, 9-2
M9	Delta State	L, 2-5
M10	Delta State	W, 8-6
M11	Birmingham-Southern	W, 7-5
M14	Western Kentucky	W, 13-8
M15	Western Kentucky	W, 2-1
M17	Southern Miss	W, 16-10
M18	Southern Miss	W, 10-1
M21	Mississippi State*	L, 3-5 (7)
	Mississippi State*	W, 2-1 (7)
M22	Mississippi State*	W, 8-4
M23	Mercer	W, 6-4
M24	Mercer	W, 5-0
M25	Georgia Southern	W, 10-1
M26	Georgia Southern	L, 2-7
M28	at Auburn*	W, 2-1 (7)
	at Auburn*	W, 2-0 (7)
M29	at Auburn*	W, 8-3
M31	at Tennessee	W, 11-6
A1	at Tennessee	W, 18-8
A4	LSU*	L, 1-6 (7)
	LSU*	W, 6-1 (7)
A5	LSU*	W, 8-0
A6	at Western Kentucky	L, 8-10
A7	at Middle Tennessee	W, 8-2
A11	Ole Miss*	W, 14-6 (7)
	Ole Miss*	W, 9-1 (7)
A12	Ole Miss*	W, 4-3
A14	Southern Miss	W, 9-5
A15	Southern Miss	W, 4-1
A18	South Alabama	W, 8-3
	South Alabama	W, 4-3 (10)
A19	South Alabama	W, 3-2
A21	Middle Tennessee	L, 2-6
A25	at Mississippi State*	L, 4-8 (7)
	at Mississippi State*	L, 3-5 (7)
A26	at Mississippi State*	L, 5-13
A28	Columbus College	W, 13-1
	Columbus College	L, 4-5
M2	Auburn*	W, 10-3 (7)
	Auburn*	W, 6-5 (7)
M3	LSU*	W, 13-3
M4	Nicholls State	W, 5-3
	Nicholls State	L, 6-8
M5	Western Kentucky	W, 9-1
M10	at LSU*	L, 4-6
	at LSU*	W, 4-0
M11	at LSU*	W, 18-10

SEC Tournament (Starkville, Miss.)

M15	at Florida	L, 2-3
M16	Kentucky	L, 2-3

* - SEC game

- Vince Barrentine tosses seven-inning no-hitter against Auburn (March 28, 1981)

1982 - Won 32, Lost 21 (12-10 SEC)

Coach: Barry Shollenberger
SEC Tournament Participant

F28	South Alabama	W, 8-4 (7)
	South Alabama	L, 5-12 (7)
M2	at Southern Miss	W, 9-4
M3	at Southern Miss	W, 11-1
M8	Ole Miss*	W, 6-2 (8)
	Ole Miss*	W, 11-6 (7)
M9	Western Kentucky	L, 4-9
M10	Western Kentucky	L, 2-5
M12	Columbus College	W, 10-3
M13	Columbus College	W, 8-0
M14	Southern Illinois	L, 1-4
M15	Southern Illinois	L, 5-8
M16	Kentucky	W, 12-8
M20	at LSU*	L, 3-4 (7)

	at LSU*	W, 3-1 (7)
M21	at LSU*	L, 9-10
M24	Jackson State	W, 11-1
M25	Cleveland State	W, 14-1
M27	Auburn*	W, 8-7 (10)
M28	Auburn*	W, 8-5 (7)
	Auburn*	W, 11-10 (8)

M30	Southern Miss	W, 12-2
M31	Southern Miss	W, 7-1
A1	Xavier	W, 24-8
A3	at Mississippi State*	L, 2-10 (7)
	at Mississippi State*	L, 4-6 (7)
A4	at Mississippi State*	W, 6-5
A6	Mississippi College	W, 23-2
A10	at South Alabama	L, 1-8
A11	at South Alabama	L, 1-5
A13	at Ole Miss*	W, 6-2 (8)
	at Ole Miss*	L, 2-4 (7)
A14	at Ole Miss*	L, 5-6
A15	at Memphis	L, 9-10 (10)
A17	at Georgia Southern	L, 2-6
	at Georgia Southern	W, 5-4
A21	Huntingdon	W, 7-0
A24	LSU*	L, 7-8 (8)
	LSU*	W, 7-2 (7)
A27	Tennessee	W, 14-1
A28	Tennessee	W, 13-3
A29	Memphis	W, 3-0
M1	at Auburn*	L, 7-8 (8)
	at Auburn*	L, 5-8 (7)
M2	at Auburn*	W, 14-9
M4	Clemson	W, 9-7
M5	Clemson	W, 7-1
M6	Clemson	W, 8-7
M9	Mississippi State*	L, 0-15
	Mississippi State*	W, 16-2
M10	Mississippi State*	W, 12-6

SEC Tournament (Gainesville, Fla.)

M14	Florida	L, 3-7
M15	Tennessee	L, 6-7

* - SEC game

1983 - Won 46, Lost 11 (14-7 SEC)

Coach: Barry Shollenberger
SEC Tournament Champions
NCAA South Regional Champions
College World Series Runner-up

F24	North Alabama	W, 10-6
F25	at Alabama Christian	W, 11-4
F26	at South Alabama	W, 8-2
M1	Southern Miss	W, 18-7
M2	Southern Miss	W, 4-1
M6	at Mississippi State*	L, 6-18 (7)
	at Mississippi State*	L, 5-6 (7)
M8	at Clemson	W, 6-5
M9	at Clemson	W, 7-4
M12	South Alabama	W, 16-5
M13	South Alabama	W, 8-6
M15	Memphis	W, 12-7
M19	LSU*	W, 4-1 (7)
	LSU*	W, 17-0 (7)
M22	Georgia Southern	W, 14-1
M23	Georgia Southern	W, 14-1
M27	at Ole Miss*	W, 12-3 (7)
	at Ole Miss*	W, 8-2 (7)
M29	Delta State	L, 3-9
M30	Delta State	W, 2-1
M31	Auburn@	W, 12-3
A2	Auburn*	W, 6-5
A3	Auburn*	W, 3-2 (7)
	Auburn*	L, 6-7 (7)
A9	Mississippi State*	L, 10-13 (7)
	Mississippi State*	L, 10-12 (7)
A10	Mississippi State*	W, 12-9
A12	Alabama State	W, 10-4
A13	Jackson State	W, 15-4
A16	Alabama Christian	W, 6-5
A17	Livingston	W, 8-6
A19	at Memphis	L, 2-5
A20	at Memphis	W, 3-2
A23	at LSU*	L, 7-8 (7)
	at LSU*	W, 10-3 (7)
A24	at LSU*	W, 10-5
A26	at Southern Miss	W, 17-1
A27	at Southern Miss	W, 9-3
A30	Ole Miss*	L, 3-4 (7)
	Ole Miss*	W, 5-4 (7)
M1	Ole Miss*	W, 17-10
M2	Columbus College	W, 18-12
M4	Columbus College	W, 15-9
M7	at Auburn*	W, 9-1 (7)
	at Auburn*	W, 6-4 (7)

YEAR-BY-YEAR RESULTS

M8 at Auburn* W, 13-5

SEC Tournament (Starkville, Miss.)

M13 Florida W, 15-2
 M14 Tennessee W, 8-6
 M15 at Mississippi State W, 10-9

NCAA South Regional (Tallahassee, Fla.)

M27 Miami (Fla.) W, 6-4
 M28 at Florida State W, 7-5
 M29 Miami (Fla.) W, 11-9

College World Series (Omaha, Neb.)

J4 Arizona State W, 6-5 (11)
 J7 Michigan W, 6-5
 J9 Texas L, 4-6 (10)
 J10 Arizona State W, 6-0
 J11 Texas L, 3-4

@ - Rickwood Field (Birmingham, Ala.)

* - SEC game

1984 - Won 35, Lost 18
(12-10 SEC)Coach: Barry Shollenberger
SEC Tournament Participant

F25 South Alabama W, 3-1
 F26 South Alabama L, 1-4
 F28 Alabama Christian L, 10-11
 M2 at Jackson State W, 9-4
 M3 at South Alabama W, 5-2
 M4 at South Alabama W, 10-1
 M7 at Southern Miss W, 11-2
 M8 at Southern Miss W, 14-3
 M10 LSU* W, 10-1 (7)
 LSU* W, 3-2 (7)
 M11 LSU* W, 11-3
 New York Yankees+ T, 7-7
 M14 at New Orleans W, 12-7
 M15 at New Orleans W, 12-3
 M18 at Ole Miss* W, 5-2 (10)
 at Ole Miss* W, 3-0 (7)
 M21 Clemson W, 8-4
 M22 Clemson L, 1-4 (7)
 Clemson W, 3-1 (7)
 M23 Florida State (Dothan) L, 16-18
 M25 Auburn* W, 6-0
 Auburn* L, 4-6
 M27 at Georgia Southern W, 9-6
 M28 at Georgia Southern W, 35-11
 M31 at Mississippi State* L, 1-8 (7)
 at Mississippi State* L, 2-5 (12)
 A1 at Mississippi State* L, 3-10
 A3 Memphis W, 14-4
 A4 Memphis W, 18-8
 A6 at Miami (Fla.) W, 8-7
 A7 at Miami (Fla.) W, 7-1
 A8 at Miami (Fla.) L, 3-8
 A10 North Alabama W, 6-2
 A11 Huntingdon W, 7-1
 A14 at LSU* W, 5-3 (7)
 at LSU* L, 0-3 (7)
 A15 at LSU* L, 3-6
 A17 Southern Miss W, 6-2
 A18 Southern Miss W, 14-4
 A21 Ole Miss* W, 1-0 (7)
 Ole Miss* L, 7-8 (8)
 A22 Ole Miss* W, 9-2
 A23 Auburn@ W, 15-13
 A24 at Memphis L, 8-11
 A25 at Memphis W, 18-5
 A28 at Auburn* L, 2-3 (7)
 at Auburn* L, 1-2 (7)
 A29 at Auburn* W, 6-2
 M1 Tennessee* W, 8-4
 M6 Mississippi State* L, 2-8
 M7 Mississippi State* W, 4-3 (7)
 Mississippi State* W, 10-3 (7)

SEC Tournament (Gainesville, Fla.)

M11 at Florida L, 3-5
 M12 Mississippi State L, 4-8 (10)

@ - Rickwood Field (Birmingham, Ala.)

* - Engel Stadium (Chattanooga, Tenn.)

* - SEC game

+ - The Yankees and Alabama played a 7-7 exhibition game at Sewell-Thomas Field ... Craig Shipley's RBI double tied the game for the Tide in the 8th. Dave Winfield belted a solo home run and Ken Griffey, Sr., added an RBI double for the Yankees

1985 - Won 30, Lost 23
(10-14 SEC)

Coach: Barry Shollenberger

F20 Southern Miss W, 11-1
 F21 Southern Miss W, 4-3 (13)
 F23 at South Alabama L, 3-13
 F27 Jackson State L, 3-5 (7)
 Jackson State# W, 9-0 (7)
 F28 North Alabama L, 3-4
 M2 at Auburn* L, 2-4 (7)
 at Auburn* W, 4-2 (7)
 M3 at Auburn* L, 7-9
 M5 New Orleans W, 13-0
 M6 New Orleans W, 10-5
 M9 LSU* L, 7-9 (7)
 LSU* W, 5-1 (7)
 M10 LSU* W, 8-3
 M12 at Jackson State W, 16-12
 M13 at Jackson State W, 22-3
 M16 at Ole Miss* W, 8-5 (7)
 at Ole Miss* W, 11-6 (9)
 M17 at Ole Miss* L, 5-7
 M19 Alabama Christian W, 12-6
 M23 at Mississippi State* W, 7-4
 M24 at Mississippi State* L, 10-17 (7)
 at Mississippi State* L, 5-11 (7)
 M26 Alabama State W, 6-1
 M28 at UAB W, 15-6
 M30 at Kentucky L, 8-12
 M31 at Kentucky W, 8-6 (11)
 A1 at Clemson L, 8-16
 A2 at Clemson L, 4-5 (8)
 at Clemson W, 9-5 (7)
 A6 Auburn* W, 3-2 (7)
 Auburn* L, 8-17 (7)
 A7 Auburn* L, 6-10
 A10 at Alabama State W, 13-4
 A11 at Alabama Christian W, 8-4
 A13 at LSU* L, 1-2 (7)
 at LSU* L, 1-3 (7)
 A14 at LSU* L, 6-15
 A17 at Southern Miss W, 12-4
 A18 at Southern Miss W, 17-9
 A20 Ole Miss* L, 2-4 (7)
 Ole Miss* W, 8-6 (7)
 A21 Ole Miss* W, 10-7
 A23 South Alabama W, 12-11
 A24 South Alabama L, 2-8
 A27 Mississippi State* W, 6-5 (10)
 Mississippi State* L, 4-14 (7)
 A28 Mississippi State* L, 4-6
 A29 Tennessee% W, 7-4
 M2 Auburn+ L, 6-10
 M3 Miami (Fla.)+ L, 10-14
 M4 Miami (Fla.) W, 12-6
 M5 Miami (Fla.) W, 11-7

% - Joe W. Davis Stadium (Huntsville, Ala.)

+ - Dothan, Ala.

* - SEC game

- Gordie Hersher, Paul Mirocke and Greg Hibbard combine on seven-inning no-hitter

1986 - Won 43, Lost 20
(18-9 SEC)Coach: Barry Shollenberger
SEC Runner-up
SEC Tournament Participant
NCAA Atlantic Regional

F18 Faulkner W, 15-0
 F21 Western Kentucky W, 22-5
 F22 Western Kentucky L, 12-13
 F23 Western Kentucky W, 8-5
 F25 at Jackson State W, 8-6
 F26 at Southern Miss W, 5-0
 M1 at Tennessee* W, 11-4
 M2 at Tennessee* W, 7-4 (7)
 at Tennessee* L, 2-3 (7)
 M4 Ferris State W, 14-13
 M5 Samford W, 9-6
 M8 Florida* W, 3-2 (12)
 Florida* L, 1-6 (7)
 M9 Florida* L, 4-11
 M11 at UNLV L, 9-10
 M13 at UNLV W, 9-3
 at UNLV W, 20-13
 M15 at Kentucky* W, 14-12 (9)
 at Kentucky* W, 19-7 (8)
 M16 at Kentucky* W, 8-5
 M18 Kentucky W, 8-2
 Middle Tennessee L, 16-18
 M22 LSU* L, 5-6 (10)
 M23 LSU* L, 6-8 (9)
 LSU* W, 5-4 (9)
 M25 Jackson State W, 8-5

M26 Jackson State W, 10-1
 A1 at UAB W, 9-5
 A2 Southern Miss W, 9-1
 A5 Georgia* W, 8-4 (7)
 Georgia* W, 9-2 (7)
 A6 Georgia* W, 9-6
 A7 Birmingham Barons+ W, 11-8
 A8 Miami# L, 0-14
 A9 Auburn# W, 12-6
 A12 at Vanderbilt* L, 3-9 (7)
 at Vanderbilt* L, 4-9 (7)
 A13 at Vanderbilt* L, 7-8
 A15 North Alabama W, 15-5
 A16 UAB W, 9-2
 A19 Auburn* W, 7-0 (7)
 Auburn* W, 3-1 (7)
 A20 Auburn* W, 5-1
 A24 Huntingdon W, 3-2 (10)
 A26 at Ole Miss* W, 6-3 (7)
 at Ole Miss* W, 3-1 (7)
 A27 at Ole Miss* W, 18-1
 A29 South Alabama L, 2-6
 A30 South Alabama W, 3-0
 M1 Auburn+ L, 1-10
 M3 Mississippi State* W, 7-5 (7)
 Mississippi State* W, 2-2 (7)
 M4 Mississippi State* L, 5-8
 M6 Auburn& W, 13-8

SEC Tournament (Baton Rouge, La.)

M9 vs. Auburn W, 8-7 (11)
 M10 at LSU L, 7-10
 M11 vs. Georgia L, 4-6

M17 at LSU* W, 5-1
 at LSU* L, 2-4
 M18 at LSU* W, 8-2

NCAA Atlantic Regional (Miami, Fla.)

M23 South Carolina L, 3-5
 M24 Navy W, 4-1
 M25 South Carolina W, 8-7
 M25 Georgia Tech L, 6-12

- USA Diamond Club Classic (Mobile, Ala.)

+ - Exhibition game against the Birmingham Barons

& - Joe W. Davis Stadium (Huntsville, Ala.)

+ - Dothan, Ala.

* - SEC game

* - LSU series was played after SEC Tournament

1987 - Won 25, Lost 26
(11-14 SEC)

Coach: Barry Shollenberger

F20 Western Kentucky L, 4-10
 F21 Western Kentucky W, 6-5
 F25 Samford W, 10-1
 M1 at South Alabama W, 5-1 (7)
 at South Alabama L, 8-9 (12)
 M2 UAB W, 8-5
 M4 Alabama State W, 10-1
 M7 Tennessee* W, 6-3 (7)
 Tennessee* W, 4-2 (7)
 M10 at New Orleans L, 5-10
 M11 at New Orleans L, 5-6 (10)
 M14 at Florida* L, 3-8 (7)
 at Florida* L, 6-9 (7)
 M15 at Florida* W, 5-2
 M17 Jackson State W, 9-2
 M18 Jackson State W, 9-6
 M19 Middle Tennessee L, 2-10
 M21 Kentucky* L, 4-7 (7)
 Kentucky* L, 8-11 (8)
 M22 Kentucky* W, 7-5
 M26 Southern Miss L, 11-12
 M28 at LSU* W, 1-0 (7)
 at LSU* L, 3-4 (7)
 M26 Southern Miss L, 11-12
 M28 at LSU* W, 1-0 (7)
 at LSU* L, 3-4 (7)
 A1 North Alabama W, 10-4
 A2 UAB@ L, 8-9
 A4 Central Florida W, 12-1 (7)
 Central Florida L, 3-10 (7)
 A5 Central Florida W, 16-5
 A7 Jackson State L, 2-3 (11)
 A11 at Georgia* L, 2-3 (7)
 at Georgia* L, 9-10 (7)
 A12 at Georgia* L, 7-8 (12)
 A14 Alcorn State W, 15-5
 A15 Alcorn State L, 5-6
 A18 Vanderbilt* W, 5-4 (7)
 Vanderbilt* W, 9-3 (7)
 A19 Vanderbilt* W, 10-2
 A21 South Alabama W, 6-2
 A22 South Alabama W, 16-6
 A25 at Auburn* L, 2-7 (7)

at Auburn* W, 7-4 (7)
 A26 at Auburn* L, 4-9
 A30 Faulkner W, 15-4
 M2 Ole Miss* L, 2-5 (7)
 Ole Miss* W, 4-1 (7)
 M3 Ole Miss* W, 2-1
 M5 at Southern Miss L, 2-6
 M9 at Mississippi State* L, 3-10 (7)
 at Mississippi State* L, 1-4 (7)
 M10 at Mississippi State* L, 2-7
 M12 Auburn# L, 0-6

@ - Rickwood Field (Birmingham, Ala.)

- Joe W. Davis Stadium (Huntsville, Ala.)

* - SEC game

1988 - Won 27, Lost 26
(9-17 SEC)

Coach: Barry Shollenberger

F20 Western Kentucky W, 7-0
 F21 Western Kentucky W, 9-3
 F23 Samford W, 8-1
 F26 Alabama State W, 12-2
 F27 Indiana State W, 18-6
 F28 Indiana State W, 9-4
 M2 Alcorn State W, 11-3
 M3 Alcorn State W, 8-0
 M5 Morehead State W, 9-0
 M6 Morehead State W, 3-2
 M8 Tennessee State W, 8-0
 M12 at Tennessee* L, 0-8 (7)
 at Tennessee*# W, 8-2 (7)
 M13 at Tennessee* L, 1-6
 M15 at UNLV L, 2-6
 M16 at UNLV L, 6-12
 M17 at UNLV L, 4-6
 M19 Florida* L, 1-2
 Florida* L, 0-6
 M20 Florida* L, 0-4
 M22 Samford W, 9-6
 M23 Middle Tennessee L, 3-5
 M24 Middle Tennessee W, 9-4
 M26 at Kentucky* L, 2-3 (7)
 at Kentucky* W, 6-4 (7)
 M27 at Kentucky* L, 5-9
 M29 Jackson State W, 7-1
 M30 Jackson State L, 3-4
 A2 LSU* L, 1-3 (7)
 LSU* L, 1-6 (7)
 A3 LSU* L, 3-7
 A5 at South Alabama* L, 2-13
 A6 Old Dominion* W, 10-4
 A9 Georgia* L, 1-5 (7)
 Georgia* W, 8-5 (7)
 A10 Georgia* L, 7-8
 A12 Auburn@ L, 1-3 (11)
 A13 South Alabama W, 4-3
 A14 South Alabama L, 5-9
 A16 at Vanderbilt* L, 4-8 (7)
 at Vanderbilt* W, 4-3 (7)
 A17 at Vanderbilt* L, 8-27
 A18 at Middle Tennessee W, 3-2
 A19 at Middle Tennessee L, 4-9
 A23 Auburn* W, 12-2 (7)
 A24 Auburn* W, 7-6 (7)
 A27 Auburn\$ W, 6-1
 A30 at Ole Miss* L, 1-4 (7)
 at Ole Miss* W, 12-2 (7)
 M1 at Ole Miss* W, 11-6
 M7 Mississippi State* L, 6-7 (7)
 Mississippi State* W, 6-3 (7)
 M8 Mississippi State* L, 2-5

* - Diamond Club Classic (Mobile, Ala.)

@ - Joe W. Davis Stadium (Huntsville, Ala.)

\$ - Dothan, Ala.

* - SEC game

- Alabama claims 1,500th win in program history

YEAR-BY-YEAR RESULTS

1989 - Won 32, Lost 24 (15-11 SEC)

Coach: Barry Shollenberger
SEC Tournament Participant

F18	at West Florida	L, 1-3
F19	at West Florida	W, 10-9
F24	UAB	L, 1-10
F25	South Alabama	W, 4-3
F26	South Alabama	L, 6-8 (10)
M2	Faulkner	L, 4-11
M7	Tennessee State	W, 4-1
M8	Tennessee State	W, 21-1
M9	South Carolina	W, 12-5
M11	Tennessee*	W, 5-4
	Tennessee*	W, 9-1 (7)
M12	Tennessee*	W, 7-0
M14	Indiana#	L, 7-10
M15	Maine#	W, 6-1
M16	Maine#	L, 2-5
M18	at Florida*	L, 2-5
	at Florida*	W, 7-5 (7)
M19	at Florida*	L, 3-27
M23	Towson State&	W, 5-0
	Georgia Southern&	L, 2-4
M25	Kentucky*	L, 4-6
	Kentucky*	W, 5-4 (11)
M26	Kentucky*	L, 6-9
M28	Columbus College	W, 7-1
	Columbus College	L, 1-3 (7)
M29	Auburn&	L, 9-21
A1	at LSU*	L, 6-13
	at LSU*	L, 6-14 (7)
A2	at LSU*	L, 1-12
A4	at South Alabama!	L, 10-15
A5	Houston!	L, 4-8
A9	at Georgia*	L, 2-5
	at Georgia*	W, 5-3 (7)
A11	Samford	W, 7-0
A12	Middle Tennessee	W, 5-2
A13	Middle Tennessee	W, 4-0
A15	Vanderbilt*	L, 7-8
	Vanderbilt*	W, 6-3 (7)
A16	Vanderbilt*	W, 5-3
A17	Samford	W, 13-7
A18	Alcorn State	W, 14-1
A19	Alcorn State	W, 14-7
A22	at Auburn*	W, 7-5 (12)
	at Auburn*	L, 0-2 (7)
A23	at Auburn*	W, 9-7
A25	Auburn-Montgomery	W, 14-3
A27	at UAB\$	W, 14-3
A29	Ole Miss*	W, 11-1
	Ole Miss*	W, 7-3 (7)
A30	Ole Miss*	W, 4-3
M3	Auburn*	W, 8-6
M6	at (1) Mississippi State*	W, 15-8
	at (1) Mississippi State*	L, 3-4 (8)
M7	at (1) Mississippi State*	W, 5-4 (15)

SEC Tournament (Gainesville, Fla.)

M11	at Florida	L, 6-7
M12	Mississippi State	L, 10-11

- Baseball City Stadium (Haines City, Fla.)
! - Diamond Club Classic (Mobile, Ala.)
\$ - Joe W. Davis Stadium (Huntsville, Ala.)
\$ - Hoover Metropolitan Stadium (Hoover, Ala.)
* - Dothan, Ala.
* - SEC game

1990 - Won 34, Lost 21 (10-13 SEC)

Coach: Barry Shollenberger

F23	Augusta College	W, 11-9
F24	Augusta College	W, 15-7 (7)
F25	Radford	W, 5-1
	Radford	W, 13-3 (7)
F28	at UAB	L, 3-4
M2	South Carolina#	W, 6-4
M3	Western Michigan#	W, 20-7
M4	at South Florida#	L, 3-7
M6	UAB	L, 5-9
M9	Ohio State	W, 9-0
M10	Ohio State	W, 5-4
	West Virginia	W, 5-2
M11	Ohio State	W, 11-0
	West Virginia	L, 2-11
M14	Murray State&	W, 3-0
M19	Michigan State	W, 10-3
M20	Michigan State	W, 4-1
	Michigan State	W, 5-3 (7)
M21	Georgia Southern	L, 3-5
M22	Georgia Southern	W, 8-7
M24	Mississippi State*	W, 7-4
	Mississippi State*	L, 2-4 (7)
M25	Mississippi State*	L, 6-10

M27	Middle Tennessee	L, 4-10
M28	Middle Tennessee	W, 6-5
M31	at Tennessee*	W, 7-4
	at Tennessee*	L, 0-3 (7)
A1	at Tennessee*	W, 7-2
A2	at Middle Tennessee	L, 4-5 (10)
A3	at Samford	W, 11-2
A4	Auburn-Montgomery	W, 3-2
A7	at Ole Miss*	W, 2-0
A8	at Ole Miss*	W, 10-0
	at Ole Miss*	L, 1-6 (7)
A11	Alcorn State	W, 19-1
A12	Alcorn State	W, 5-3
A14	Georgia*	L, 2-9
A15	Georgia*	L, 3-4 (7)
	Georgia*	L, 9-11
A19	UAB\$	L, 4-6 (10)
A21	at Auburn*	L, 6-7
	at Auburn*	L, 0-2 (7)
A22	at Auburn*	L, 5-9
A24	Auburn*	W, 9-2
A26	Huntingdon	W, 7-1
A28	LSU*	L, 4-7
	LSU*	W, 12-5 (7)
A29	LSU*	L, 5-8
A30	Auburn%	W, 11-8
M2	West Florida	W, 9-5
M5	at Kentucky*	W, 12-6
	at Kentucky*	W, 7-5 (7)
M6	at Kentucky*	W, 6-2
M13	Vanderbilt*	W, 11-1 (7)
	Vanderbilt*	L, 2-6 (7)

- USF Invitational (Tampa, Fla.)
\$ - Hoover Met (Hoover, Ala.)
% - Paterson Field (Montgomery, Ala.)
% - Joe W. Davis Stadium (Huntsville, Ala.)
* - SEC game
& - Shollenberger became UA's wins leader

1991 - Won 42, Lost 20 (14-11 SEC)

Coach: Barry Shollenberger
SEC Tournament Participant
NCAA Atlantic Regional

F18	Alcorn State	W, 8-2
F21	UAB	W, 8-5
F23	at South Alabama	L, 8-10
F24	at South Alabama	W, 4-3
F27	at UAB	W, 9-1
F28	Tennessee Tech	W, 3-1
	Tennessee Tech	W, 8-0 (7)
M4	Illinois State	W, 8-6
	Illinois State	W, 8-7 (7)
M6	Northeast Louisiana	W, 9-0
M9	Ohio State	L, 6-12
	Furman	W, 6-5
M10	Ohio State	W, 8-0
	Furman	W, 7-6
M13	Louisville	W, 15-9
M14	Louisville	W, 7-4
M16	at Florida*	W, 7-4
	at Florida*	L, 0-4 (7)
M19	Eastern Kentucky	W, 3-0
M20	Arkansas State	W, 12-3
M21	Arkansas State	W, 14-3
M23	at Mississippi State*	L, 1-8
	at Mississippi State*	L, 0-2 (7)
M24	at Mississippi State*	W, 14-11
M26	Illinois	L, 1-4
M27	Illinois	W, 1-0
M30	Tennessee*	W, 11-8
	Tennessee*	L, 1-3 (7)
M31	Tennessee*	W, 8-1
A3	Middle Tennessee	W, 4-3
A4	Middle Tennessee	W, 11-6
A6	Ole Miss*	W, 4-3
	Ole Miss*	W, 10-1 (7)
A7	Ole Miss*	W, 4-3
A10	Murray State&	W, 12-5
	Murray State	W, 7-5 (7)
A13	at Georgia*	W, 5-4
	at Georgia*	W, 4-0 (7)
A14	at Georgia*	W, 7-3
A17	Samford	W, 16-4
A20	Auburn*	L, 11-19
	Auburn*	L, 8-17 (7)
A21	Auburn*	W, 7-6
A23	Auburn@	L, 2-11
A27	at LSU*	L, 4-15
	at LSU*	W, 8-6
A28	at LSU*	L, 6-11
A30	Samford	W, 3-1
M4	Kentucky*	L, 3-4
	Kentucky*	L, 5-9

M7	South Alabama	L, 5-7
M11	at Vanderbilt*	L, 6-7
M12	at Vanderbilt*	W, 11-4
	at Vanderbilt*	W, 9-5
M14	Troy	W, 15-7

SEC Tournament (Baton Rouge, La.)

M16	Mississippi State	L, 10-15
M17	Florida	L, 3-4

NCAA Atlantic Regional (Tallahassee, Fla.)

M23	Florida International	W, 5-1
M24	St. John's	W, 5-2
M25	at Florida State	L, 2-5
	Georgia Tech	W, 8-4
M26	at Florida State	L, 5-6

@ - Paterson Field (Montgomery, Ala.)

* - SEC game

& - Mick Kerns became the only player in Alabama history to record an inside-the-park grand slam

1992 - Won 34, Lost 21 (8-16 SEC)

Coach: Barry Shollenberger

F15	Morehead State	W, 13-2
F16	Morehead State	W, 10-1
F18	Alcorn State	W, 8-4
F19	Alcorn State	W, 25-4
F21	Louisville	W, 4-2
F22	Louisville	W, 11-9
F23	Louisville	W, 13-6
M2	UAB	W, 6-1
M4	at Samford	L, 4-5 (10)
M6	Northeast Illinois	W, 2-1
M7	Northeast Illinois	W, 6-5
M8	Northeast Illinois	L, 7-9
M10	Georgia State	W, 18-3
M11	Georgia State	W, 16-4
M13	Northern Illinois	W, 12-1
M15	Middle Tennessee	L, 7-9
	Middle Tennessee#	W, 15-1
M19	Siena	W, 18-0
	Siena	W, 9-7
M21	at Kentucky*	L, 4-6
	at Kentucky*	L, 5-6 (7)
M22	at Kentucky*	L, 5-6
M24	Murray State	W, 11-2
M25	Murray State	W, 5-1
M26	Auburn@	W, 7-1
M28	Vanderbilt*	W, 6-5
	Vanderbilt*	L, 3-4 (7)
M29	Vanderbilt*	L, 16-19
A2	at Tampa	W, 11-10
A4	at Georgia*	L, 4-16
	at Georgia*	W, 5-2 (7)
A5	at Georgia*	L, 0-4
A7	Auburn\$	L, 5-7
A11	Mississippi State*	W, 11-10 (14)
A12	Mississippi State*	L, 6-8
A13	Mississippi State*	L, 2-15 (7)
A15	Tennessee Tech	W, 10-4
A16	Tennessee Tech	W, 3-2
A18	at Ole Miss*	L, 1-6
	at Ole Miss*	W, 6-2 (7)
A19	at Ole Miss*	L, 2-7
A21	Samford	L, 5-9
A22	at UAB	W, 6-0
A25	LSU*	L, 0-10
	LSU*	L, 7-8 (7)
A26	LSU*	W, 7-5
A28	Western Kentucky	W, 7-6
A29	West Florida	W, 8-5
M2	at Arkansas*	W, 11-2
	at Arkansas*	W, 4-3 (7)
M3	at Arkansas*	L, 3-7
M6	Middle Tennessee	W, 9-2
M9	Auburn*	W, 7-6
	Auburn*	L, 2-5 (7)
M10	Auburn*	L, 7-9

@ - Paterson Field (Montgomery, Ala.)

\$ - Joe W. Davis Stadium (Huntsville, Ala.)

* - SEC game

- CF Brad Oliver and SS Juan DeBrand each hit a grand slam ... Oliver's came in the third, while DeBrand hit his in the seventh, marking the first time in school history that two players hit grand slams in the same game

1993 - Won 27, Lost 25 (9-15 SEC)

Coach: Barry Shollenberger
SEC Tournament Participant

F20	at South Alabama	L, 3-4
F21	at South Alabama#	W, 21-6
F24	South Alabama	L, 5-6
F25	South Alabama	W, 5-4
F27	Texas Christian	L, 6-13
F28	Texas Christian	L, 7-16
M3	Georgia State	W, 11-3

M5	Louisiana Tech	W, 8-5
M6	Richmond	L, 5-11
M7	Richmond	L, 4-10
M8	Richmond	W, 17-4
M17	Middle Tennessee	W, 6-4
M18	Middle Tennessee	W, 12-7
M19	Michigan	L, 2-4
M20	Michigan	W, 7-6
M21	Michigan	L, 5-8
M24	Auburn@	W, 6-5
M27	Kentucky*	L, 3-6
M27	Kentucky*	L, 4-7 (7)
M28	Kentucky*	W, 8-7
M30	at South Florida	L, 6-11
M31	at South Florida\$	W, 2-0 (6)
A3	at Vanderbilt*	W, 6-4
	at Vanderbilt*	W, 8-6 (7)
A4	at Vanderbilt*	L, 5-7
A5	at Middle Tennessee	W, 8-5
A7	UAB	L, 8-9
A8	at UAB	W, 4-2
A10	Georgia*	W, 7-0
	Georgia*	L, 1-3 (7)
A11	Georgia*	L, 3-4
A13	Murray State	W, 13-5
A14	Murray State	W, 12-3
A17	at Mississippi State*	L, 4-7
	at Mississippi State*	L, 0-2 (7)
A18	at Mississippi State*	L, 3-9
A24	Ole Miss*	W, 3-2 (13)
	Ole Miss*	L, 2-6
A25	Ole Miss*	L, 3-6
A27	Samford	W, 6-4
A28	at Samford	W, 4-2
A29	Troy!	W, 6-5
M2	at LSU*	W, 3-1
M8	Arkansas*	W, 4-2
	Arkansas*	L, 1-8 (7)
M9	Arkansas*	W, 10-1
M11	at Western Kentucky	W, 13-11
M14	Auburn**	L, 3-11
M15	at Auburn*	W, 11-0
M16	at Auburn*	L, 1-2

SEC West Tournament (Baton Rouge, La.)

M20	Auburn*	L, 4-13
M21	Ole Miss*	L, 2-4

@ - Joe Davis Stadium (Huntsville, Ala.)

* - Paterson Field (Montgomery, Ala.)

! - Westgate Park (Dothan, Ala.)

* - SEC game

- Alabama 28 Frank Meneshino became the first player in school history to hit for the cycle

\$ - John Collins, Brett Sullenberger and Al Drumheller combined on a rain-shortened perfect game

1994 - Won 21, Lost 35 (4-22 SEC)

Coach: Barry Shollenberger
SEC Tournament Participant

F18	New Orleans*	W, 3-0
F19	Tulane*	L, 3-7
F20	LSU*	L, 0-3
F25	at McNeese State&	L, 6-7
F26	Lamar&	L, 2-3
F27	Tulane&	L, 1-2
M3	Austin Peay	W, 11-1
	Austin Peay	W, 4-2
M5	at West Florida	W, 4-1
M6	at West Florida	L, 0-5
M8	Saint Louis	W, 14-0
M10	Notre Dame	W, 5-2
M11	Notre Dame	L, 4-5
M12	Notre Dame	L, 7-10
M15	Louisville	W, 11-2
M16	Butler	W, 8-6
M17	Butler	W, 10-1
M19	Michigan State	L, 9-12
	Michigan State	L, 1-3
M20	Michigan State	W, 5-1
M25	at South Carolina*	W, 8-4
M26	at South Carolina*	L, 0-10
M27	at South Carolina*	L, 2-3
M29	at South Florida	L, 3-4
M30	at South Florida	L, 2-5
A1	at Florida*	L, 1-2
A2	at Florida*	L, 5-12
A3	at Florida*	L, 6-8
A5	Alcorn State	W, 18-4
A8	Tennessee*	L, 4-6
A9	Tennessee*	L, 2-6
A10	Tennessee*	L, 1-2
A12	Tennessee Tech	W, 12-0
A13	Troy@	W, 6-4
A16	Mississippi State*	L, 3-4
	Mississippi State*	L, 7-9

YEAR-BY-YEAR RESULTS

A17	Mississippi State*	L, 8-12
A20	at UAB	W, 3-2
A22	at Ole Miss*	W, 3-2
A23	at Ole Miss*	L, 5-6
A24	at Ole Miss*	L, 6-18
A27	UAB	W, 2-1 (11)
A29	LSU*	L, 7-13
A30	LSU*	L, 6-10
M1	LSU*	W, 7-5
M3	Samford	W, 10-2
M4	Auburn*	L, 7-8
M6	at Arkansas*	L, 5-6
M7	at Arkansas*	L, 6-14
M8	at Arkansas*	L, 3-7
M11	Radford	W, 19-5
M12	Auburn*	W, 6-5
M13	Auburn*	L, 4-5
M14	Auburn*	L, 3-6

SEC West Tournament (Oxford, Miss.)

M19	LSU*	L, 2-3
M20	at Ole Miss*	L, 4-5 (11)

* - Winn-Dixie Showdown VII (Superdome - New Orleans, La.)

& - Lake Area Classic (Lake Charles, La.)

@ - Westgate Park (Dothan, Ala.)

% - Paterson Field (Montgomery, Ala.)

! - Joe W. Davis Stadium (Huntsville, Ala.)

* - SEC game



COACH: JIM WELLS

1995 - Won 42, Lost 23

(18-11 SEC)

Coach: Jim Wells

SEC West Tournament Champions

NCAA East Regional Runner-up

F18	Middle Tennessee	W 2-1 (11)
F19	Middle Tennessee	W 6-2
F21	Troy	W 2-1
F24	Northeast Louisiana	W 8-5
F25	Northeast Louisiana	W 7-0
F26	Northeast Louisiana	L 6-8 (13)
M1	Samford	W 11-4
M4	Penn State	L 3-4
M5	Penn State	W 4-3
M6	Penn State	W 8-0
M8	West Florida	W 10-2
M10	at Texas A&M#	L 2-6
M11	New Mexico#	W 3-1
	Illinois#	W 6-2
M12	New Mexico#	W 15-3
M13	Illinois#	W 10-3
	at Texas A&M#	L 4-5
M17	Western Michigan	W 3-2
M18	Western Michigan	L 2-4
M19	Western Michigan	W 15-3
M21	(20) South Alabama	L 7-8
M22	(20) South Alabama	W 5-0
M24	South Carolina*	W 9-2
M25	South Carolina*	L 5-12
M26	South Carolina*	W 5-4
M29	Auburn*	L 2-6
M31	(13) Florida*	W 5-4
A1	(13) Florida*	W 16-4
A2	(13) Florida*	W 5-4 (10)
A4	Auburn&	L 8-10
A5	Samford	W 15-2
A7	(10) at Tennessee*	W 8-2
A8	(10) at Tennessee*	L 1-5
A9	(10) at Tennessee*	W 6-3
A12	UAB	L 0-6
A14	at Mississippi State*	W 8-4
A15	at Mississippi State*	L 0-1
A16	at Mississippi State*	L 2-3
A19	West Alabama	W 6-4
	West Alabama	W 4-3
A21	Ole Miss*	W 5-4
A22	Ole Miss*	L 2-10

A23	Ole Miss*	L 5-8
A25	(22) at Notre Dame	L 3-5
A26	(22) at Notre Dame	W 9-1
A28	(4) at LSU*	W 4-0
A29	(4) at LSU*	W 7-6 (11)
A30	(4) at LSU*	L 6-8
M5	Arkansas*	L 4-12
M6	Arkansas*	L 3-9
M7	Arkansas*	W 7-4
M10	at UAB	W 10-6
M12	Auburn*§	W 10-5
M13	at Auburn*	L 1-3
M14	at Auburn*	W 7-4

SEC West Tournament (Starkville, Miss.)

M18	LSU*	W 9-8
M19	Arkansas*	L 2-5
M20	at Mississippi State*	W 6-3
	Arkansas*	W 8-7
M21	LSU*	W 9-7

NCAA East Regional (Clemson, S.C.)

M25	Winthrop	L 0-4
M26	Navy	W 6-0
M27	Richmond	W 11-4
M28	Winthrop	W 14-0
M28	Clemson	L 4-7

- Continental Aggie Classic (College Station, Texas)

+ - Hoover Metropolitan Stadium (Hoover, Ala.)

& - Joe W. Davis Stadium (Huntsville, Ala.)

§ - Paterson Field (Montgomery, Ala.)

* - SEC game

1996 - Won 50, Lost 19

(20-10 SEC)

Coach: Jim Wells

SEC Champions

NCAA South I Regional Champions

College World Series Participant

F9	Georgia Tech#	W, 7-2
F10	Wake Forest#	W, 10-7
F11	North Carolina#	L, 6-7
F16	Centenary	W, 6-5
F17	Centenary	W, 9-2
F18	Centenary	W, 6-1
F21	Middle Tennessee	L, 3-4
F23	at Northeast Louisiana	W, 8-2
F24	at Northeast Louisiana	W, 7-1
F25	at Northeast Louisiana	L, 3-5
F27	Radford	W, 6-1
F28	Radford	W, 19-4
M1	UNC Greensboro	L, 8-13
M2	UNC Greensboro	W, 9-3
M3	UNC Greensboro	W, 12-3
M5	at Samford	W, 5-4
M8	at Georgia*	L, 1-11
M9	at Georgia*	W, 9-6
M10	at Georgia*	W, 6-4 (12)
M12	Murray State	L, 3-6
M13	Murray State	W, 9-3
M16	Florida*	L, 8-9
	Florida*	W, 3-2
M17	Florida*	W, 8-4
M19	Eastern Kentucky	W, 10-2
M20	Eastern Kentucky	L, 7-8 (10)
M22	Tennessee*	W, 2-0
M23	Tennessee*	L, 2-6
M24	Tennessee*	W, 5-4
M26	at South Alabama	W, 1-0
M29	at Vanderbilt*	L, 0-5
M30	at Vanderbilt*	W, 14-13
M31	at Vanderbilt*	W, 14-11
A2	Auburn\$	W, 2-0
A5	at Kentucky*	W, 17-4
A6	at Kentucky*	L, 2-3
A7	at Kentucky*	W, 4-1
A10	UAB	W, 17-6
A12	Mississippi State*	W, 3-1
A13	Mississippi State*	W, 5-4
	Mississippi State*	L, 1-5
A17	at UAB	W, 12-5
A19	Ole Miss*	L, 1-3
A20	Ole Miss*	L, 3-8
A21	Ole Miss*	W, 9-5
A22	Birmingham-Southern	W, 8-2
A24	Samford	W, 8-2
A26	at LSU*	L, 6-8
A27	at LSU*	W, 17-4
A28	at LSU*	W, 12-5
M3	at Arkansas*	L, 3-9
M4	at Arkansas*	W, 7-3
M5	at Arkansas*	W, 3-2
M10	Auburn*	W, 1-0
M11	Auburn*%	W, 7-1

M12	Auburn*	W, 4-0
-----	---------	--------

SEC Tournament (Hoover, Ala.)

M16	Kentucky	W, 3-2
M17	Tennessee	W, 3-1 (14)
M18	Florida	L, 3-7
	Kentucky	W, 16-8
M19	Florida	W, 10-5
	Florida	W, 15-5

NCAA South I Regional (Tuscaloosa, Ala.)

M23	Princeton	W, 19-2
M24	South Alabama	W, 9-3
M25	Stetson	W, 3-1
M26	Virginia	W, 18-8

College World Series (Omaha, Neb.)

M31	Oklahoma State	W, 7-5
J2	Miami (Fla.)	L, 1-15
J4	Clemson	L, 13-14

- Olive Garden Classic (Kissimmee, Fla.)

§ - Paterson Field (Montgomery, Ala.)

% - Hoover Metropolitan Stadium (Hoover, Ala.)

* - SEC game

** - Alabama hosted an NCAA Regional for the first time at Sewell-Thomas Stadium ... the Crimson Tide posted a 4-0 record en route to its first trip to the College World Series since 1983

1997 - Won 56, Lost 14

(20-9 SEC)

Coach: Jim Wells

SEC Tournament Champions

NCAA South II Regional Champions

College World Series Runner-up

F14	Marshall	W, 8-2
F15	Marshall	W, 17-4
F16	Marshall	W, 16-0
F18	Louisiana Tech	W, 9-3
F19	Louisiana Tech	W, 13-7
F21	Michigan	W, 21-3
F22	Michigan	W, 19-3
F23	Michigan	W, 22-7
F25	Middle Tennessee	W, 12-5
F28	Illinois	W, 9-2
M1	Illinois	W, 5-3
M2	Illinois	W, 6-5 (6, Rain)
M4	Duquesne	W, 11-0
M7	Georgia*	W, 15-6
M8	Georgia*	W, 10-6
M9	Georgia*	L, 6-11
M11	Winthrop	W, 7-2
M12	Winthrop	W, 9-7
M14	at Florida*	W, 6-4 (10)
M15	at Florida*	W, 13-9
M16	at Florida*	L, 4-9
M19	UAB	W, 11-2
M21	at Tennessee*	W, 3-2
M22	at Tennessee*	L, 7-8
M23	at Tennessee*	L, 2-9
M25	at Southern Miss	W, 19-14
M28	Vanderbilt*	W, 8-2
M29	Vanderbilt*	W, 6-3
	Vanderbilt*	W, 14-2
A1	South Alabama	W, 9-8
A2	at Middle Tennessee	W, 9-6
A4	Kentucky*	W, 10-3
A5	Kentucky*	L, 2-9
A6	Kentucky*	W, 9-5
A8	Southern Miss	W, 14-6
A9	UAB+	L, 2-10
A12	at Auburn*	L, 8-13
	at Auburn*	W, 22-7
A13	at Auburn*	W, 12-11 (11)
A15	at South Alabama	L, 7-8
A16	at Samford	W, 4-2
A18	at Mississippi State*	L, 10-11 (11)
A19	at Mississippi State*	L, 7-9
A20	at Mississippi State*	W, 6-3
A23	West Alabama	W, 10-9
	West Alabama	W, 15-4
A25	Arkansas*	W, 11-10
A26	Arkansas*	W, 13-2
A29	Samford	W, 4-3
M3	at Ole Miss*	W, 8-2
	at Ole Miss*	W, 14-7
M4	at Ole Miss*	W, 9-5
M9	LSU*	W, 6-4
M10	LSU*	W, 28-2
	LSU*	L, 4-6

SEC Tournament (Columbus, Ga.)

M15	Mississippi State	W, 16-3
M16	Florida	W, 13-6
M17	LSU	L, 7-12
	Florida	W, 6-3
M18	LSU	W, 12-2

NCAA South II Regional (Tuscaloosa, Ala.)

M22	Troy	W, 8-5
M23	Wichita State	W, 6-2
M24	NC State	W, 6-3
M25	Southern Cal	W, 9-8 (10)

College World Series (Omaha, Neb.)

M31	Mississippi State	W, 3-2
J2	Miami (Fla.)	L, 1-6
J3	Mississippi State	W, 9-5
J5	Miami (Fla.)	W, 8-6
J6	Miami (Fla.)	W, 8-2
J7	LSU	L, 6-13

+ - Hoover Metropolitan Stadium (Hoover, Ala.)

* - SEC game

** - Alabama set a school record with 15 consecutive wins to open the 1997 season

*** - Alabama advanced to the College World Series for the second consecutive year and became the first team in CWS history to be the No. 1 seed two years in a row

1998 - Won 46, Lost 18

(19-10 SEC)

Coach: Jim Wells

SEC Tournament Participant

NCAA West Regional Runner-up

F13	Houston	W, 15-5
F14	Houston	W, 4-2
F15	Houston	W, 8-4
F17	Nicholls State	W, 5-3
F18	Nicholls State	W, 12-3
F20	Arkansas-Little Rock	W, 6-3
F21	Arkansas-Little Rock	W, 4-1
F22	Arkansas-Little Rock	W, 20-3 (7)
F24	Louisiana Tech	W, 23-3
F25	Louisiana Tech	W, 5-3
F27	at Cal State Fullerton	L, 2-6
F28	at Cal State Fullerton	L, 4-5
M1	at Cal State Fullerton	W, 6-5
M3	Mercer	W, 15-3
M4	Mercer	W, 12-5
M6	Florida*	W, 8-1
M7	Florida*	W, 12-7 (7)
M13	at Georgia*	W, 5-4
M14	at Georgia*	L, 5-8
M15	at Georgia*	W, 16-7
M17	Eastern Illinois	W, 22-1
M18	West Alabama	W, 15-4
M20	at South Carolina*	L, 1-3
M21	at South Carolina*	W, 11-0
M22	at South Carolina*	L, 10-11 (11)
M24	Southern Miss	W, 13-3
M27	Mississippi State*	W, 12-10 (10)
M28	Mississippi State*	W, 4-2
M29	Mississippi State*	L, 7-13
A1	Samford	W, 15-4
A3	at Arkansas*	L, 8-11
A4	at Arkansas*	W, 9-1
A5	at Arkansas*	W, 5-3
A7	North Alabama	W, 4-1
A10	Tennessee*	W, 4-2
A11	Tennessee*	W, 16-12
A12	Tennessee*	W, 9-6
A14	at South Alabama	W, 10-9
A15	at Troy	L, 4-8
A17	at LSU*	L, 5-6
A19	at LSU*	L, 3-7
	at LSU*	W, 4-2
A21	South Alabama	W, 6-2
A22	at UAB	L, 3-4
A24	Ole Miss*	W, 10-7
A25	Ole Miss*	L, 6-8
A26	Ole Miss*	W, 5-2
A29	UAB	W, 4-0
M1	at Vanderbilt*	W, 15-2
M2	at Vanderbilt*	L, 6-11
M3	at Vanderbilt*	W, 9-8
M8	Auburn*	W, 9-7
M9	Auburn*	L, 4-15
M10	Auburn*	W, 10-4

SEC Tournament (Hoover, Ala.)

M13	Auburn	L, 8-11
M14	Kentucky	W, 8-3
M15	Florida	W, 3-2
M16	Auburn	W, 4-3
	Auburn	L, 9-1

NCAA West Regional (Palo Alto, Calif.)

M21	Minnesota	W, 8-2
	NC State	L, 10-13
M23	Loyola Marymount	W, 13-5
	NC State	W, 9-2
M24	Long Beach State	L, 3-5

* - SEC game

YEAR-BY-YEAR RESULTS

**1999 - Won 53, Lost 16
(21-9 SEC)**

Coach: Jim Wells

**SEC Tournament Champions
NCAA Tuscaloosa Regional Champs
NCAA Super Regional Champions
Third Place at College World Series**

F12	at Houston	W, 5-1
F13	at Houston	L, 5-9 (10)
F14	at Houston	L, 2-6
F18	Samford	W, 3-1
F19	Arkansas State	W, 3-2
F20	Arkansas State	L, 4-8
F21	Arkansas State	W, 13-5
F24	Troy	W, 4-2
F24	Troy	W, 5-4
F26	Cal State Fullerton	L, 2-5
F27	Cal State Fullerton	W, 5-4
F28	Cal State Fullerton	W, 7-6
M2	Austin Peay	W, 6-3
M5	Niagara	W, 14-3
M6	Niagara	W, 19-2
M7	Niagara	W, 27-0
M9	Southern Miss	W, 5-3
M12	at Tennessee*	W, 12-7
M14	at Tennessee*	W, 12-5
	at Tennessee*	L, 9-21
M16	West Alabama	W, 4-2
M19	Georgia*	W, 8-2
M20	Georgia*	W, 4-2
M21	Georgia*	W, 9-8
M23	Kansas State	W, 27-5
M24	Kansas State	W, 9-8
M26	at Auburn*	L, 4-15
M27	at Auburn*	L, 2-10
M28	at Auburn*	W, 10-4
M30	at Jacksonville State	L, 3-5
M31	Jacksonville State	W, 3-0
A2	South Carolina*	W, 13-8
A3	South Carolina*	W, 14-5
A4	South Carolina*	L, 4-12
A7	Northwestern State	W, 8-6
A9	at Mississippi State*	W, 6-4
A10	at Mississippi State*	L, 4-5
A11	at Mississippi State*	L, 9-10
A14	at UAB+	W, 30-4
A16	LSU*	W, 10-3
A17	LSU*	L, 8-9
A18	LSU*	W, 9-4
A20	South Alabama	W, 7-6
A23	Arkansas*	W, 8-3
A24	Arkansas*	W, 15-8
A25	Arkansas*	W, 9-8
A28	UAB	W, 22-5
A30	at Ole Miss*	L, 2-6
M1	at Ole Miss*	W, 8-4
M2	at Ole Miss*	L, 3-10
M7	Vanderbilt*	W, 9-3
M8	Vanderbilt*	W, 22-13
M9	Vanderbilt*	W, 14-5
M14	at Florida*	W, 12-10 (10)
M15	at Florida*	W, 4-3
M16	at Florida*	W, 11-8

SEC Tournament (Hoover, Ala.)

M19	Ole Miss	W, 7-6
M20	Mississippi State	W, 4-3
M22	Mississippi State	W, 12-11
M23	Arkansas	W, 9-3

NCAA Regional (Tuscaloosa, Ala.)

M28	Navy	W, 16-3
M29	Southern Miss	W, 10-4
M30	Southern Miss	W, 7-6

NCAA Super Regional (Tuscaloosa, Ala.)

J4	LSU	W, 13-6
J5	LSU	W, 13-5

College World Series (Omaha, Neb.)

J11	Oklahoma State	W, 11-3
J13	Miami	L, 1-8
J16	Rice	W, 6-5
J17	Miami (Fla.)	L, 2-5

* - SEC game

\$ - Darren Wood hit for the cycle

* - Andy Phillips hit for the cycle

+ - UA hit an NCAA record-tying 13 home runs

**2000 - Won 41, Lost 24
(16-14 SEC)**

Coach: Jim Wells

**SEC Tournament Participant
NCAA Regional Participant**

F10	BYU	W, 11-1
F11	BYU	L, 3-8
F12	BYU	W, 9-6
F15	Louisiana Tech	W, 12-5
F18	at New Orleans#	L, 3-4
F19	at Tulane#	L, 7-11
F20	Auburn#	W, 7-2
F22	Georgia Southern	W, 12-4
F23	Georgia Southern	W, 9-3
F25	Central Florida	L, 5-8
F26	Central Florida	W, 18-4
F27	Central Florida	W, 10-5
F29	Austin Peay	W, 5-4
M1	UAB	W, 12-8
M3	Purdue	L, 9-10
M4	Purdue	W, 9-4
M5	Purdue	W, 5-0
M8	at Samford	W, 6-4
M11	Kentucky*	W, 5-4
	Kentucky*	W, 6-5
M12	Kentucky*	L, 10-11
M15	South Alabama	W, 4-1
M17	at Georgia*	L, 6-9
M18	at Georgia*	L, 5-12
M19	at Georgia*	L, 7-8
M21	Southern Miss	W, 6-5 (10)
M24	Mississippi State*	W, 9-6
M25	Mississippi State*	L, 11-12
M26	Mississippi State*	W, 13-11
M28	at South Alabama	W, 8-2
M29	Jacksonville State	L, 5-8
M31	at South Carolina*	L, 1-4
A1	at South Carolina*	L, 0-2
A2	at South Carolina*	L, 1-3
A5	at West Alabama	W, 20-3
A7	Tennessee*	W, 7-6 (11)
A8	Tennessee*	L, 9-19
A9	Tennessee*	L, 7-12
A11	at Southern Miss	W, 8-6 (11)
A14	at Arkansas*	W, 6-5
A15	at Arkansas*	W, 8-7
A16	at Arkansas*	W, 9-8
A19	Northwestern State	W, 19-4
A21	Ole Miss*	W, 15-7
A22	Ole Miss*	W, 12-7
A23	Ole Miss*	L, 8-9
A26	Samford	W, 12-2
A28	at Vanderbilt*	W, 11-2
A29	at Vanderbilt*	W, 10-4
A30	at Vanderbilt*	W, 14-4
M5	Auburn*	W, 3-2
M6	Auburn*	L, 3-6
M7	Auburn*	W, 13-4
M12	at LSU*	L, 4-11
M13	at LSU*	L, 4-6
M14	at LSU**	W, 14-0

SEC Tournament (Hoover, Ala.)

M17	Mississippi State	W, 9-3
M18	LSU	L, 12-18
M19	Georgia	W, 12-4 (7)
M20	LSU	L, 5-6

NCAA Regionals (Palo Alto, Calif.)

M26	Nevada	W, 8-2
M27	at Stanford	L, 6-8
	Nevada	W, 6-5
M28	at Stanford	W, 14-9
	at Stanford	L, 6-16

- Winn-Dixie Showdown (Superdome - New Orleans, La.)

* - SEC game

* - 2-0 loss at South Carolina snapped the Tide's school record 273-game scoring streak

+ - Darren Wood hits for the cycle

**2001 - Won 32, Lost 23
(15-15 SEC)**

Coach: Jim Wells

F10	Oklahoma	W, 10-8
	Oklahoma	W, 5-0
F11	Oklahoma	W, 6-5
F13	Nicholls State	L, 3-5
F14	Nicholls State	W, 12-2
F17	Miami (Ohio)	W, 13-2
	Miami (Ohio)	W, 2-1
F18	Miami (Ohio)#	W, 9-2
F21	South Alabama	W, 6-5
F23	at Central Florida	L, 1-5
F24	at Central Florida	L, 2-5
F25	at Central Florida	L, 3-4

F28	Austin Peay	W, 11-7
M4	Winthrop	W, 12-0
	Winthrop	W, 11-5
M5	Winthrop	L, 3-4 (10)
M7	Louisiana Tech	W, 13-1
M9	Vanderbilt*	L, 4-12
M10	Vanderbilt*	W, 16-4
M11	Vanderbilt*	L, 6-7 (10)
M16	at Kentucky*	W, 3-1
M17	at Kentucky*	W, 15-1
M18	at Kentucky*	W, 26-7
M21	Birmingham-Southern	W, 9-1
M23	at Ole Miss*	L, 3-6
M24	at Ole Miss*	L, 7-8
M25	at Ole Miss*	L, 9-11
M27	at Louisiana Tech	L, 2-7
M30	South Carolina*	W, 12-1
M31	South Carolina*	W, 13-2
A1	South Carolina*	W, 7-5
A4	Southern Miss	W, 7-4
A6	Georgia*	W, 9-3
A7	Georgia*	W, 9-3
A8	Georgia*	L, 1-8
A10	UAB	L, 6-10
A11	at UAB	L, 5-6
A13	at Tennessee*	W, 11-3
A14	at Tennessee*	L, 6-7
A15	at Tennessee*	L, 7-8
A18	West Alabama	W, 8-5
A20	at Auburn*	L, 5-4 (10)
A21	at Auburn*	L, 5-7
A22	at Auburn*	L, 5-10
A25	Samford	W, 10-3
A27	LSU*	L, 2-4
A28	LSU*	L, 7-8
A29	LSU*	L, 3-8
M2	Jacksonville State	W, 17-0
M4	at Mississippi State*	W, 8-1
M5	at Mississippi State*	L, 2-3
M6	at Mississippi State*	W, 7-1
M11	Arkansas*	W, 11-6
M12	Arkansas*	W, 10-9
M13	Arkansas*	W, 8-6

* - SEC game

- Alabama notched its 2,000th all-time victory

**2002 - Won 51, Lost 15
(20-10 SEC)**

Coach: Jim Wells

**SEC Western Division Champions
SEC Tournament Champions
NCAA Regional Participant**

F12	Louisiana Tech	W, 4-0
F15	Georgia Southern	W, 5-3
F16	Georgia Southern	W, 7-6
F17	Georgia Southern	W, 9-3
F20	Georgia State	W, 4-2
F22	Arkansas State	W, 11-3
F23	Arkansas State	W, 14-5
F24	Arkansas State	W, 7-3
F26	North Alabama	W, 2-1
M1	Tennessee#	W, 9-0
M2	at Minnesota#	L, 2-5
M3	Florida Atlantic#	W, 8-3
M6	at South Alabama+	L, 4-10
M8	Southeastern Louisiana	W, 7-2
M9	Southeastern Louisiana	W, 11-9
M10	Southeastern Louisiana	W, 7-6
M12	Mississippi Valley State	W, 19-0
M13	Birmingham-Southern	W, 4-2
M15	Tennessee*	W, 7-3
M16	Tennessee*	W, 14-2
M17	Tennessee*	W, 7-1
M22	at Arkansas*	W, 9-5
M23	at Arkansas*	L, 0-10
M24	at Arkansas*	W, 4-1
M26	Oklahoma*	W, 17-3
M29	at South Carolina*	W, 10-6 (13)
M30	at South Carolina*	L, 6-9
M31	at South Carolina*	L, 3-4
A2	Southern Miss	W, 4-3
A3	Austin Peay	W, 12-10
A5	Florida*	W, 4-1
A6	Florida*	W, 7-2
A7	Florida*	W, 6-5
A10	at UAB	W, 5-3
A12	at Kentucky*	W, 11-9
A13	at Kentucky*	W, 10-1
A14	at Kentucky*	W, 15-4 (8)
A17	Samford	W, 14-7
A19	Ole Miss*	L, 3-4
A20	Ole Miss*	W, 12-2
A21	Ole Miss*	L, 2-5
A24	at Jacksonville State	W, 11-10

A26	Auburn*	W, 8-6
A27	Auburn*	W, 6-5
A28	Auburn*	W, 7-0
M1	UAB	W, 8-1
M3	at Georgia*	L, 0-5
M4	at Georgia*	L, 7-8 (11)
M5	at Georgia*	W, 4-2
M10	Mississippi State*	W, 9-5
M11	Mississippi State*	W, 9-7
M12	Mississippi State*	W, 11-4
M14	Mississippi Valley State	W, 10-7
M18	at LSU*	L, 0-3
	at LSU*	L, 5-6
M19	at LSU*	L, 1-5

SEC Tournament (Hoover, Ala.)

M22	Mississippi State	W, 12-2 (8)
M23	Florida	W, 7-4
M25	Florida	L, 4-7
	Florida	W, 11-9
M26	South Carolina	W, 6-2

NCAA Regional (Tuscaloosa, Ala.)

M31	Southeast Missouri State	L, 4-7
J1	Auburn	W, 6-3
	Southeast Missouri State	W, 7-4
J2	Florida Atlantic	W, 7-2
	Florida Atlantic	L, 5-6

- Hornell Foods Classic (HHH Metrodome - Minneapolis, Minn.)

+ - Hank Aaron Stadium (Mobile, Ala.)

* - Southwest Bell Bricktown Ballpark (Oklahoma City, Okla.)

** - SEC game

**2003 - Won 38, Lost 24
(14-16 SEC)**

Coach: Jim Wells

**Minute Maid Park Classic Champions
SEC Tournament Champions
NCAA Regional Participant**

F14	Louisiana-Lafayette#	W, 9-3
F15	(13) Houston#	L, 2-7
F16	(2) Rice#	W, 6-5
F19	Centenary	W, 4-3
F22	Southeast Missouri State	L, 7-8
F23	Southeast Missouri State	W, 16-1
F24	Southeast Missouri State	W, 9-4
F27	Mississippi Valley State	W, 21-0
F28	Rhode Island	W, 9-2
M1	Rhode Island	W, 9-1
M2	Rhode Island	L, 6-7
M4	Belmont	W, 18-4
M7	Massachusetts	W, 16-2
M8	Massachusetts	W, 6-3
M9	Massachusetts	W, 12-0
M12	Louisiana Tech	W, 6-3
M14	Georgia*	W, 8-7
M15	Georgia*	W, 12-2
M16	Georgia*	W, 7-5
M19	at Samford	W, 3-2
M21	at (21) Florida*	W, 8-3
M22	at (21) Florida*	L, 1-6
M23	at (21) Florida*	L, 5-6
M26	at UAB	W, 15-8
M28	(12) LSU*	W, 4-2
M29	(12) LSU*	L, 6-10
M30	(12) LSU*	L, 10-11
A2	West Alabama	L, 7-9
A4	at (6) Auburn*	L, 2-10
A5	at (6) Auburn*	W, 3-2
A6	at (6) Auburn*	L, 6-7
A8	at Northwestern State	W, 12-8
A9	at Centenary	W, 11-9
A11	Kentucky*	W, 8-7
A12	Kentucky*	L, 3-5
A13	Kentucky*	W, 4-1
A16	(29) South Alabama	W, 17-16
A18	at Ole Miss*	L, 2-10
A19	at Ole Miss*	W, 7-3
A20	at Ole Miss*	L, 3-8
A23	UAB	W, 12-1
A25	(15) Arkansas*	W, 10-2
A26	(15) Arkansas*	W, 6-3
A27	(15) Arkansas*	W, 14-2
A30	Samford	L, 2-8
M2	at Tennessee*	W, 6-2
M3	at Tennessee*	L, 3-10
M4	at Tennessee*	L, 4-7
M9	South Carolina*	L, 1-2
M10	South Carolina*	L, 6-9
M11	South Carolina*	L, 1-5
M13	Jacksonville State	L, 3-5
M16	at (17) Mississippi State*	L, 8-11
M17	at (17) Mississippi State*	W, 15-7
M18	at (17) Mississippi State*	L, 1-9

YEAR-BY-YEAR RESULTS

SEC Tournament (Hoover, Ala.)

M22	(14) South Carolina	W, 9-7
M23	(13) Auburn	W, 7-5
M24	(13) Auburn	W, 13-3 (7)
M25	(10) LSU	W, 10-3

NCAA Regional (College Station, Texas)

M30	Houston	W, 9-3
M31	at (8) Texas A&M Houston	L, 5-16
		L, 8-16

- Minute Maid Park College Classic (Houston, Texas)

* - SEC game

2004 - Won 29, Lost 26
(10-20 SEC)

Coach: Jim Wells

F13	New Orleans	W, 4-1
F14	New Orleans	L, 1-2
F15	New Orleans	W, 12-11
F18	at Jacksonville State	L, 3-4
F20	Cincinnati	W, 6-3
F21	Cincinnati	W, 12-0
F22	Cincinnati	W, 3-2
F27	Southeastern Louisiana	W, 13-3
F28	Southeastern Louisiana	W, 6-1
F29	Southeastern Louisiana	W, 8-2
M3	UAB	W, 5-3
M5	Louisiana Tech#	L, 1-6
M6	at Centenary#	W, 12-0
M7	Kansas State#	L, 1-2
M10	(18) Southern Miss	W, 9-3
M12	Southeast Missouri State	W, 10-1
M13	Southeast Missouri State	W, 2-0
M14	Southeast Missouri State	W, 20-0
M17	at Birmingham-Southern	L, 3-4
M19	at (35) Georgia*	L, 4-5
M20	at (35) Georgia*	W, 7-5
M21	at (35) Georgia*	L, 5-7
M24	Morehead State	W, 20-2
M26	(5) Ole Miss*	L, 1-11
M27	(5) Ole Miss*	W, 2-1
M28	(5) Ole Miss*	L, 2-4
M31	at South Alabama	W, 12-1
A2	at Arkansas*	W, 6-3
A3	at Arkansas*	L, 2-7
A4	at Arkansas*	L, 6-11
A6	Louisiana Tech	W, 10-1
A9	(25) Vanderbilt*	L, 5-6
A10	(25) Vanderbilt*	W, 3-1
A11	(25) Vanderbilt*	L, 2-3
A14	at UAB+	W, 5-4
A16	(12) Auburn*	L, 2-8
A17	(12) Auburn*	L, 1-7
A18	(12) Auburn*	W, 19-0
A21	Samford	L, 5-10
A23	at (9) South Carolina*	L, 3-6
A24	at (9) South Carolina*	W, 7-4
A25	at (9) South Carolina*	L, 0-1 (10)
A28	Mississippi Valley State	W, 10-2
M1	at (6) LSU*	W, 8-2
M2	at (6) LSU*	L, 1-2 (8)
M3	at (6) LSU*	L, 2-9
M7	(10) Florida*	W, 2-0
M8	(10) Florida*	L, 5-8
M9	(10) Florida*	L, 5-6 (8)
M14	at Kentucky*	W, 6-2
M15	at Kentucky*	L, 8-9 (12)
M16	at Kentucky*	W, 12-11
M21	Mississippi State*	L, 9-11
M22	Mississippi State*	L, 1-7
M23	Mississippi State*	L, 1-4

- Shoney's Gent Classic (Shreveport, La.)

+ - Hoover Metropolitan Stadium (Hoover, Ala.)

* - SEC game

2005 - Won 40, Lost 23
(17-13 SEC)

Coach: Jim Wells

SEC Tournament Participant
NCAA Regional Participant

F10	at Hawai'i	L, 1-4
F12	at Hawai'i	W, 9-5
	at Hawai'i	L, 2-3
F13	at Hawai'i	W, 3-2
F18	UNC-Asheville	W, 7-2
F19	UNC-Asheville	W, 6-0
	UNC-Asheville	W, 10-4
F23	at UAB	L, 1-7
F25	Duquesne	W, 13-3
F26	Duquesne	W, 6-1
	Duquesne	W, 4-1
M1	Samford	W, 8-4
M4	McNeese State	W, 4-0
M5	McNeese State	W, 3-2

M6	McNeese State	W, 23-1
M9	Birmingham-Southern	W, 8-3
M11	Miami (Ohio)	L, 4-5
M12	Miami (Ohio)	W, 8-7
M13	Miami (Ohio)	L, 10-11 (10)
M16	Butler	W, 6-2
M18	Kentucky*	W, 5-3
M19	Kentucky*	W, 5-3
M20	Kentucky*	W, 10-4
M23	Jacksonville State	W, 5-3
M25	at (25) Vanderbilt*	L, 0-1
M26	at (25) Vanderbilt*	L, 3-4 (13)
M27	at (25) Vanderbilt*	W, 10-8
M29	at Southern Miss	L, 4-7
A1	(4) LSU*	W, 4-0
A2	(4) LSU*	L, 2-11
A3	(4) LSU*	W, 5-4 (13)
A8	at (9) Ole Miss*	W, 5-4
A9	at (9) Ole Miss*	L, 10-12
A10	at (9) Ole Miss*	W, 12-6
A12	Memphis	W, 8-3
A15	at (5) Florida*	L, 8-9
A16	at (5) Florida*	L, 4-7
A17	at (5) Florida*	W, 9-6
A20	Mississippi Valley State	W, 12-6
A22	(8) South Carolina*	W, 6-4
A23	(8) South Carolina*	W, 10-4
A24	(8) South Carolina*	L, 2-5
A27	South Alabama	W, 9-8
A29	Georgia*	W, 5-3
A30	Georgia*	L, 3-4
M1	Georgia*	W, 11-9
M4	UAB	W, 5-4
M6	at Mississippi State*	L, 3-7
M7	at Mississippi State*	W, 5-3
M8	at Mississippi State*	L, 3-5
M13	(18) Arkansas*	L, 4-5
M14	(18) Arkansas*	W, 5-2
M15	(18) Arkansas*	L, 2-3
M20	at Auburn*	L, 1-8
M21	at Auburn*	W, 8-6
M22	at Auburn*	W, 11-9

SEC Tournament (Hoover, Ala.)

M25	(16) Ole Miss	L, 1-3
M26	Arkansas	W, 5-4
M27	(16) Ole Miss	L, 3-5

NCAA Regional (New Orleans, La.)

J3	(13) Louisiana-Lafayette	W, 7-5
J4	at (1) Tulane	L, 4-10
J5	(13) Louisiana-Lafayette	W, 4-3
J6	at (1) Tulane	L, 4-7

* - SEC game

2006 - Won 44, Lost 21
(20-10 SEC)

Coach: Jim Wells

SEC Champions

SEC Tournament Participant

NCAA Tuscaloosa Regional Champs

NCAA Super Regional Participant

F11	(26) Winthrop	L, 6-9
F12	(26) Winthrop	W, 7-4
F13	(26) Winthrop	L, 3-4
F14	Samford	W, 11-3
F17	Kent State	W, 10-2
F18	Kent State	W, 2-0
F19	Kent State	W, 6-1
F21	Memphis	L, 0-2
F24	Florida International	W, 1-0
F26	Florida International	W, 12-2
	Florida International	W, 7-0
F28	Birmingham-Southern	W, 7-6
M3	Appalachian State#	W, 4-3
M4	Appalachian State	W, 8-3
M5	Appalachian State	W, 8-3
M8	at South Alabama	W, 7-6
M10	at (6) Nebraska	L, 1-2 (11)
M11	at (6) Nebraska	L, 1-5
M12	at (6) Nebraska	L, 2-6
M15	(20) Southern Miss	W, 13-3
M17	at (23) Georgia*	W, 4-1
M18	at (23) Georgia*	W, 5-3
M19	at (23) Georgia*	L, 4-6
M22	Troy	L, 5-8
M24	Ole Miss*	W, 12-2
M25	Ole Miss*	W, 9-8 (10)
M26	Ole Miss*	W, 9-2
M29	Lipscomb	W, 15-2
M31	(1) Mississippi State*	W, 5-3
A1	(1) Mississippi State*	W, 5-4
A2	(1) Mississippi State*	L, 2-4 (11)
A5	UAB	W, 4-3

A7	at (1) South Carolina*	L, 6-7
A8	at (1) South Carolina*	W, 8-6
A9	at (1) South Carolina*	W, 6-1
A12	at Southeastern Louisiana	W, 5-4
A14	at (20) LSU*	L, 6-7
A15	at (20) LSU*	L, 6-8
A16	at (20) LSU*	W, 17-6
A19	Mississippi Valley State	W, 5-0
A22	(16) Vanderbilt*	W, 9-3
	(16) Vanderbilt*	W, 14-7
A23	(16) Vanderbilt*	W, 6-5
A26	UAB+	W, 14-8
A28	Auburn*	W, 6-5 (10)
A29	Auburn*	L, 6-7
A30	Auburn*	W, 9-1
M5	at (14) Arkansas*	L, 3-4 (11)
M6	at (14) Arkansas*	L, 6-13
M7	at (14) Arkansas*	L, 3-5
M12	Florida*	L, 3-4
M13	Florida*	W, 7-2
M14	Florida*	W, 8-4
M18	at Tennessee*	W, 11-3
M19	at Tennessee*	W, 5-3
M20	at Tennessee*	W, 5-1

SEC Tournament (Hoover, Ala.)

M24	LSU	L, 3-4
M25	(14) Arkansas	W, 4-3
M26	LSU	W, 8-3
M27	(15) Ole Miss	L, 2-9

NCAA Regional (Tuscaloosa, Ala.)

J2	Jacksonville State	W, 13-1
J3	(27) Troy	W, 4-3
J4	(27) Troy	W, 14-5

NCAA Super Regional (Tuscaloosa, Ala.)

J9	(5) North Carolina	L, 5-11
J10	(5) North Carolina	L, 7-8

+ - Hoover Metropolitan Stadium (Hoover, Ala.)

* - SEC game

- Jim Wells notched his 488th win at UA to become the school's all-time winningest coach

2007 - Won 31, Lost 26
(15-15 SEC)

Coach: Jim Wells

SEC Tournament Participant

F10	Georgia State	W, 12-3
	Georgia State	W, 7-0
F11	Georgia State	W, 9-3
F14	Troy	L, 5-7 (12)
F16	Canisius	W, 18-2
F17	Canisius	W, 7-1
F18	Canisius	W, 8-5
F23	Villanova	L, 1-6
F24	Villanova	W, 5-3
	Villanova	W, 11-6
F28	UAB	W, 16-0
M2	McNeese State	W, 6-4
M3	McNeese State	W, 9-1
M4	McNeese State	W, 4-3 (10)
M6	at (26) Southern Miss	L, 0-5
M7	Tennessee Tech	L, 6-8
M9	(17) Nebraska	W, 8-0
M10	(17) Nebraska	L, 3-4
M11	(17) Nebraska	L, 5-6
M14	at Samford	L, 3-4 (10)
M16	Tennessee*	W, 9-7
M17	Tennessee*	W, 9-1
M18	Tennessee*	L, 7-8 (10)
M21	Mississippi Valley State	W, 3-1
M23	at (13) Ole Miss*	W, 8-5
M24	at (13) Ole Miss*	L, 2-3 (11)
M25	at (13) Ole Miss*	L, 9-15
M30	LSU*	L, 4-5
M31	LSU*	W, 5-2
A1	LSU*	L, 3-7
A4	at UAB+	W, 2-1
A6	at (1) Vanderbilt*	L, 0-3
A7	at (1) Vanderbilt*	L, 2-4
A8	at (1) Vanderbilt*	W, 5-3 (10)
A13	Georgia*	L, 1-4
A14	Georgia*	W, 7-6
A15	Georgia*	W, 5-3
A18	South Alabama	L, 4-5
A20	at Auburn*	L, 5-12
A21	at Auburn*	L, 3-6
A22	at Auburn*	W, 12-4
A25	Samford	L, 2-5
A27	(4) South Carolina*	W, 10-5
A28	(4) South Carolina*	L, 1-4
A29	(4) South Carolina*	W, 11-10
M1	Mississippi Valley State	W, 12-1

M4	at Florida*	L, 2-6
M5	at Florida*	L, 3-9
M6	at Florida*	W, 7-5 (10)
M11	(6) Arkansas*	W, 10-0
M12	(6) Arkansas*	L, 5-12
M13	(6) Arkansas*	W, 9-5
M17	at (20) Mississippi State*	W, 4-3
M18	at (20) Mississippi State*	L, 3-9
M19	at (20) Mississippi State*	W, 9-7

SEC Tournament (Hoover, Ala.)

M23	(9) Arkansas	L, 0-6
M24	Florida	L, 2-3

+ - Regions Park (Hoover, Ala.)

* - SEC game

2008 - Won 35, Lost 28
(16-14 SEC)

Coach: Jim Wells

SEC Tournament Participant
NCAA Regional Participant

F22	Cal Poly	W, 10-1
F23	Cal Poly	L, 7-16
F23	Cal Poly	L, 2-6
F28	Texas-Arlington#	L, 9-10
F29	Nevada#	W, 7-4
M1	Dallas Baptist#	W, 8-1
M2	at Texas-Arlington#	L, 8-12
M4	vs. Troy*	L, 4-5 (10)
M5	Troy	W, 8-2
M7	Youngstown State	W, 15-7
M8	Youngstown State	W, 7-4
M9	Youngstown State	W, 6-2
M11	at North Alabama	W, 17-2 (7)
M12	Samford	W, 9-5
M14	at (4) Kentucky*	L, 5-7
M15	at (4) Kentucky*	L, 2-15
M16	at (4) Kentucky*	L, 1-5
M18	New Orleans	L, 5-8
M19	New Orleans	L, 8-17
M21	(4) Vanderbilt*	L, 1-2
M22	(4) Vanderbilt*	W, 9-7
M23	(4) Vanderbilt*	W, 10-3
M25	Jacksonville State	W, 12-6
M26	at Jacksonville State	W, 5-0
M28	(15) Ole Miss*	W, 6-5
M29	(15) Ole Miss*	W, 5-3
M30	(15) Ole Miss*	L, 1-2
A1	UAB	W, 6-4
A2	at UAB!	L, 5-8
A5	at LSU*	L, 0-3
	at LSU*	W, 6-5 (11)
A6	at LSU*	L, 7-9
A8	Mississippi Valley State	W, 12-4
A9	Southeastern Louisiana	W, 7-0
A12	at Tennessee*	W, 11-10
	at Tennessee*	L, 5-13
A13	at Tennessee*	L, 4-6
A16	Southern Miss+	L, 3-6
A19	Mississippi State*	W, 21-7
	Mississippi State*	L, 4-6
A20	Mississippi State*	W, 4-3
A22	Lipscomb	W, 8-4
A23	at South Alabama	L, 9-10 (10)
A25	Auburn*	L, 4-5
A26	Auburn*	W, 5-4
A27	Auburn*	W, 17-7
A29	at Samford	W, 10-6
M2	at Arkansas*	W, 11-7
M3	at Arkansas*	W, 11-6
M4	at Arkansas*	L, 4-5
M9	(22) Florida*	W, 7-6
M10	(22) Florida*	L, 2-6
M11	(22) Florida*	W, 8-7
M16	at (7) Georgia*	W, 17-13
	at (7) Georgia*	L, 4-5
M17	at (7) Georgia*	W, 16-13

SEC Tournament (Hoover, Ala.)

M21	(19) Kentucky	L, 3-9
M22	(6) Georgia	W, 5-2
M23	(19) Kentucky	W, 13-4
M24	(8) LSU	L, 8-12

NCAA Conway Regional (Conway, S.C.)

M30	East Carolina	W, 16-3
M31	(14) Coastal Carolina	L, 10-13
J1	East Carolina	L, 1-16

- Southwest Diamond Classic (Frisco, Texas)

+ - Capital City Classic (Riverwalk Stadium, Montgomery, Ala.)

! - Trustmark Park (Pearl, Miss.)

YEAR-BY-YEAR RESULTS

2009 - Won 37, Lost 21

(18-11 SEC)

Coach: Jim Wells

SEC Tournament Participant

NCAA Regional Participant

F20	Southeast Missouri State	W, 5-1
F21	Southeast Missouri State	L, 3-8
F22	Southeast Missouri State	L, 4-8
F24	Nicholls State	W, 11-4
F25	Nicholls State	W, 8-7
F28	Illinois-Chicago	W, 4-2
	Illinois-Chicago	W, 20-4
M3	at Troy	L, 2-6
M5	at TAM-Corpus Christi	W, 10-2
M6	Texas-Pan American	W, 14-1
M7	at TAM-Corpus Christi	W, 16-2
M10	Auburn*	L, 7-8
M11	Samford	W, 11-6
M14	(1) Georgia*	W, 9-5
	(1) Georgia*	W, 11-5
M15	(1) Georgia*	L, 8-10
M17	Alabama A&M	W, 24-0 (7)
M18	Alabama A&M	W, 6-1 (7)
	Alabama A&M	W, 12-0 (7)
M20	at (12) Ole Miss*	L, 7-8
M21	at (12) Ole Miss*	L, 2-5
M22	at (12) Ole Miss*	W, 19-6
M24	UAB	W, 10-7
M25	at UAB	W, 10-6
M27	at (23) Florida*	L, 4-11
M28	at (23) Florida*	L, 8-9
M29	at (23) Florida*	L, 7-10
A1	Mississippi Valley State	W, 9-4
A3	Tennessee*	W, 9-2
A4	Tennessee*	W, 6-1
A5	Tennessee*	W, 8-4
A7	Troy	W, 22-4
A10	(2) LSU*	L, 5-8
A11	(2) LSU*	W, 13-5
A12	(2) LSU*	L, 7-12
A14	Mississippi Valley State	W, 10-1
A15	at Samford	L, 13-14
A17	at (28) Vanderbilt*	W, 10-4
A18	at (28) Vanderbilt*	W, 7-3
A19	at (28) Vanderbilt*	W, 7-6
A22	at South Alabama*	L, 16-21
A24	Kentucky*	W, 11-6
A25	Kentucky*	L, 1-11
A26	Kentucky*	W, 3-2
A29	South Alabama	W, 14-3 (7)
M1	at Mississippi State*	W, 10-8
M2	at Mississippi State*	W, 17-16
M8	(11) Arkansas*	W, 2-1
M9	(11) Arkansas*	W, 8-6
M10	(11) Arkansas*	W, 6-5
M12	Jacksonville State	W, 8-4
M14	at Auburn*	L, 2-3 (10)
M16	at Auburn*	L, 1-3
	at Auburn*	W, 13-3 (7)

SEC Tournament (Hoover, Ala.)

M20	(19) South Carolina	L, 5-9 (11)
M21	(2) LSU	L, 6-9

NCAA Clemson Regional (Clemson, S.C.)

M29	Oklahoma State	L, 6-10
M30	Tennessee Tech	L, 2-6

- 2009 Whataburger Classic (Corpus Christi, Texas)

* - Capital City Classic (Riverwalk Stadium, Montgomery, Ala.)

* - SEC game

\$ - Kent Matthews hit for the cycle

\$S - Jake Smith and Kent Matthews both hit grand slams, marking the second time in school history the Tide hit two grand slams in the same game

+ - Jake Smith hit for the cycle

% - Josh Rutledge hit for the cycle

*** - Alabama sets single-season school record by hitting a home run in 18 straight games from Feb. 20-March 18



COACH: MITCH GASPARD

2010 - Won 42, Lost 25

(15-15 SEC)

Coach: Mitch Gaspard

SEC Tournament Runner-up

NCAA Atlanta Regional Champs

NCAA Super Regional

F20	South Alabama	W, 12-4
F21	at South Alabama	W, 5-3
F26	Illinois-Chicago	W, 9-4
F27	Illinois-Chicago	W, 25-1
	Illinois-Chicago	W, 4-3
M3	vs. (25) Georgia#	W, 13-2
M5	at College of Charleston	W, 6-2
M6	at College of Charleston	W, 4-0
M7	at College of Charleston	L, 6-7
M12	Stony Brook	W, 15-8
M13	Stony Brook	W, 5-0
	Stony Brook	W, 13-6
M14	Stony Brook	W, 4-3
M16	Minnesota	W, 5-4
M17	Minnesota	W, 9-4
M19	(16) Vanderbilt*	W, 4-1
M20	(16) Vanderbilt*	W, 8-2
M21	(16) Vanderbilt*	L, 4-5
M24	vs. (29) Auburn*	L, 6-8
M26	at (15) Arkansas*	L, 8-9
M27	at (15) Arkansas*	L, 3-4
M28	at (15) Arkansas*	L, 5-10
M30	Jacksonville State	W, 7-3
M31	at UAB	L, 4-11
A2	Auburn*	W, 10-5
A3	Auburn*	W, 6-5
A4	Auburn*	L, 1-7
A6	UAB	L, 4-6
A7	at Jacksonville State	W, 10-4 (11)
A9	at Kentucky*	L, 6-7
A10	at Kentucky*	L, 2-8
A11	at Kentucky*	W, 11-9
A13	Samford	L, 5-7
A14	at (23) Southeastern Louisiana	W, 10-5
A16	at (6) LSU*	L, 5-12
A17	at (6) LSU*	L, 7-9
A18	at (6) LSU*	L, 5-6 (14)
A24	Mississippi State*	W, 8-5
A25	Mississippi State*	W, 9-8 (8)
	Mississippi State*	W, 6-4 (7)
A27	Mississippi Valley State	W, 7-4
A28	Mississippi Valley State	W, 5-1
A30	at (3) South Carolina*	L, 7-9 (11)
M1	at (3) South Carolina*	W, 6-4
M2	at (3) South Carolina*	L, 15-20
M7	(3) Florida*	L, 3-9
M8	(3) Florida*	L, 8-14
M9	(3) Florida*	W, 10-8
M12	at Samford	L, 7-8
M14	(14) Ole Miss*	L, 4-5
M15	(14) Ole Miss*	W, 4-1
M16	(14) Ole Miss*	W, 6-3
M20	at Tennessee*	W, 11-3
M21	at Tennessee*	W, 4-2 (11)
M22	at Tennessee*	W, 9-7

SEC Tournament (Hoover, Ala.)

M26	vs. (14) Auburn	W, 7-1
M27	vs. (21) Ole Miss	W, 6-3
M29	vs. (4) Florida	W, 5-2 (7)
M30	vs. (30) LSU	L, 3-4 (11)

NCAA Atlanta Regional (Atlanta, Ga.)

J4	vs. Elon	W, 11-2
J5	at (8) Georgia Tech	L, 2-5
J6	vs. Mercer	W, 5-3
	at (8) Georgia Tech	W, 8-1
J7	at (8) Georgia Tech	W, 10-8

NCAA Super Regional (Clemson, S.C.)

J12	at (13) Clemson	W, 5-4
-----	-----------------	--------

J13	at (13) Clemson	L, 5-19
J14	at (13) Clemson	L, 6-8

- Regions Park (Hoover, Ala.)

* - Capital City Classic (Riverwalk Stadium, Montgomery, Ala.)

* - SEC game

2011 - Won 35, Lost 28

(14-16 SEC)

Coach: Mitch Gaspard

SEC Tournament Participant

NCAA Tallahassee Regional Finalists

F18	Alcorn State	W, 11-0
F19	Alcorn State	W, 5-1
F20	Alcorn State	W, 8-1
F22	Alabama State	W, 11-7
F25	vs. Southeastern Louisiana	L, 2-6
F26	at South Alabama	L, 9-10
F27	vs. Central Florida	L, 4-12
M2	Southern Miss	L, 6-10
M4	Northwestern State	W, 7-5
M5	Northwestern State	W, 4-2
M6	Northwestern State	W, 9-0
M8	Troy	W, 6-5 (11)
M9	vs. Georgia#	L, 3-6
M11	Eastern Illinois	W, 3-2
M12	Eastern Illinois	W, 12-1
M13	Eastern Illinois	W, 5-0
M15	vs. (24) Auburn*	L, 1-2
M18	at Ole Miss*	L, 0-4
M19	at Ole Miss*	W, 7-5
M20	at Ole Miss*	W, 6-4
M22	UAB	W, 6-3
M23	Jacksonville State	W, 9-5
M25	Kentucky*	W, 4-0
M26	Kentucky*	W, 6-5
M27	Kentucky*	W, 8-3
M29	at UAB	L, 1-5
M30	South Alabama	W, 4-3
A1	(13) Arkansas*	W, 5-3
A2	(13) Arkansas*	W, 5-3
A3	(13) Arkansas*	L, 3-4
A5	Samford	L, 2-4
A8	at (1) Vanderbilt*	L, 3-11
A9	at (1) Vanderbilt*	L, 0-7
A10	at (1) Vanderbilt*	L, 6-11
A12	Mississippi Valley State	W, 10-1
A13	Mississippi Valley State	W, 10-0
A14	Tennessee*	W, 8-2
A16	Tennessee*	L, 1-2 (7)
	Tennessee*	L, 0-1 (7)
A19	at Samford	W, 7-5
A22	at (5) Florida*	L, 0-7
A23	at (5) Florida*	L, 2-9
A24	at (5) Florida*	L, 1-2
A26	at (15) Southern Miss	W, 7-3
A30	at Mississippi State*	W, 5-4 (10)
	at Mississippi State*	W, 5-4
M1	at Mississippi State*	L, 5-8
M6	LSU*	L, 6-10
M7	LSU*	W, 4-0
M8	LSU*	W, 9-0
M14	at Auburn*	L, 5-7
	at Auburn*	L, 7-8
M15	at Auburn*	W, 7-6
M19	(2) South Carolina*	W, 2-1
M20	(2) South Carolina*	L, 3-6
M21	(2) South Carolina*	L, 2-3

SEC Tournament (Hoover, Ala.)

M25	vs. (18) Arkansas	W, 7-4
M26	vs. (3) Florida	L, 0-6
M27	vs. (18) Arkansas	L, 1-4

NCAA Tallahassee Regional (Tallahassee, Fla.)

J3	vs. Central Florida	W, 5-3
J4	at (6) Florida State	L, 5-9
J5	vs. Central Florida	W, 12-5
J6	at (6) Florida State	L, 1-11

i - South Alabama Classic (Mobile, Ala.)

- at Coolray Field (Lawrenceville, Ga.)

* - Capital City Classic (Riverwalk Stadium, Montgomery, Ala.)

* - SEC game/year-by-year results

2012 - Won 21, Lost 34

(9-21 SEC)

Coach: Mitch Gaspard

F17	Florida Atlantic	L, 2-5
F18	Florida Atlantic	L, 2-9
F19	Florida Atlantic	L, 4-9
F24	Arkansas-Pine Bluff	W, 14-0
F25	Arkansas-Pine Bluff	W, 7-0
F26	Arkansas-Pine Bluff	W, 9-3
F28	South Alabama	W, 4-3
F29	at Southern Miss	L, 2-14
M2	at Tulane	L, 7-9

M3	at Tulane	W, 6-2
M4	at Tulane	L, 2-7
M6	Auburn*	L, 3-8
M9	East Carolina\$	L, 1-3
M10	(20) Louisville\$	W, 7-6
M11	Oral Roberts\$	L, 2-3
M13	Southern Miss	W, 8-3
M14	Samford	W, 6-5
M16	at (4) Arkansas*	L, 3-4 (12)
M17	at (4) Arkansas*	L, 4-8
M18	at (4) Arkansas*	L, 4-7
M20	at Troy	L, 0-9
M23	(17) Ole Miss*	L, 7-11
M24	(17) Ole Miss*	W, 3-2
M25	(17) Ole Miss*	L, 4-8
M27	vs. UAB+	L, 0-1 (12)
M30	at Tennessee*	L, 8-10
A1	at Tennessee*	L, 2-4
	at Tennessee*	L, 3-5 (7)
A3	at South Alabama	W, 9-5
A6	(23) Auburn*	W, 10-6
A7	(23) Auburn*	W, 4-3
A8	(23) Auburn*	W, 6-2
A10	UAB	L, 1-9
A13	at (3) LSU*	L, 2-10
A14	at (3) LSU*	L, 1-7
A15	at (3) LSU*	L, 1-5
A18	Mississippi Valley State	W, 8-0 (7)
	Mississippi Valley State	L, 3-8 (7)
A20	Vanderbilt*	W, 6-4
A21	Vanderbilt*	W, 8-6
A22	Vanderbilt*	L, 7-9
A24	at Samford	W, 5-4
A27	at (4) South Carolina*	L, 0-1
	at (4) South Carolina*	L, 11-12
A28	at (4) South Carolina*	L, 1-9
M4	(29) Mississippi State*	L, 1-3
M5	(29) Mississippi State*	L, 2-3
M6	(29) Mississippi State*	W, 8-7
M11	at (7) Kentucky*	L, 2-4
M12	at (7) Kentucky*	L, 6-7
	at (7) Kentucky*	L, 1-8
M15	Troy	W, 10-5
M17	Georgia*	L, 4-8
M18	Georgia*	W, 4-0
M19	Georgia*	W, 6-4

* - Capital City Classic (Riverwalk Stadium, Montgomery, Ala.)

\$ - DRASH Alabama Baseball Classic (Tuscaloosa, Ala.)

+ - Regions Park (Hoover, Ala.)

* - SEC game

2013 - Won 35, Lost 28

(14-15 SEC)

Coach: Mitch Gaspard

SEC Tournament Participant

NCAA Regional Participant

F15	Virginia Military Institute	W, 8-3
F16	Virginia Military Institute	W, 10-5
F17	Virginia Military Institute	W, 7-4
F19	(21) Southern Miss	W, 10-8
F22	at Florida Atlantic	W, 5-2
F23	at Florida Atlantic	W, 4-2
F24	at Florida Atlantic	L, 0-3
F26	Samford	W, 5-4
M1	Tulane	L, 0-4
M2	Tulane	L, 6-2
M3	Tulane	W, 12-6
M5	vs. Auburn*	L, 3-6
M8	at (5) Louisville	L, 3-4 (14)
M9	at (5) Louisville	L, 0-6
M10	at (5) Louisville	L, 7-8 (10)
M12	Memphis	L, 0-6
M13	Memphis	W, 4-2
M15	Tennessee*	W, 12-1
M16	Tennessee*	L, 6-7
M17	Tennessee*	W, 15-1
M19	at Samford	W, 15-7
M20	Jacksonville State	W, 6-5
M22	at Georgia*	W, 6-3
M23	at Georgia*	W, 6-3
M24	at Georgia*	W, 3-0
M26	vs. UAB+	L, 0-1
M28	at Auburn*	W, 6-2
M29	at Auburn*	L, 3-6
M30	at Auburn*	W, 2-0
A2	Southeastern Louisiana	W, 9-1
A4	(9) Arkansas*	L, 1-3
A5	(9) Arkansas*	L, 0-6
A6	(9) Arkansas*	W, 5-0
A9	Alcorn State	W, 3-2
A10	Alcorn State	W, 7-3
A12	(18) Ole Miss*	L, 0-6
A13	(18) Ole Miss*	L, 2-5
A14	(18) Ole Miss*	L, 3-4 (11)

YEAR-BY-YEAR RESULTS

A16	UAB	W, 7-4
A19	(2) LSU*	L, 0-5
A20	(2) LSU*	L, 8-11 (16)
A21	(2) LSU*	W, 4-3 (10)
A24	at Southern Miss	W, 7-4
A26	Texas A&M*	W, 3-2
A27	Texas A&M*	W, 3-2
M4	at (15) Mississippi State*	L, 6-10
M5	at (15) Mississippi State*	L, 4-5 (10)
M5	at (15) Mississippi State*	L, 6-7 (11)
M7	Mississippi Valley State	W, 8-3
M8	(25) Troy	W, 11-2
M10	Missouri*	W, 9-7
M11	Missouri*	L, 3-7
M12	Missouri*	W, 7-6
M16	at (1) Vanderbilt*	L, 6-7
M17	at (1) Vanderbilt*	W, 5-4 (10)
M18	at (1) Vanderbilt*	L, 10-14

SEC Tournament (Hoover, Ala.)

M21	vs. Auburn	W, 6-3
M22	vs. (2) LSU	L, 0-3
M23	vs. (21) Ole Miss	W, 7-5 (10)
M24	vs. (2) LSU	L, 2-3

NCAA Tallahassee Regional (Tallahassee, Fla.)

M31	vs. (26) Troy\$	L, 2-5
J1	vs. Savannah State\$	W, 3-2
J2	vs. (26) Troy\$	L, 8-9

* - Capital City Classic (Riverwalk Stadium, Montgomery, Ala.)

+ - Hoover Metropolitan Stadium (Hoover, Ala.)

* - SEC game

2014 - Won 37, Lost 24

(15-14 SEC)

Coach: Mitch Gaspard

SEC Tournament Participant

NCAA Tallahassee Regional Finalists

F14	Saint Louis	L, 1-2
F15	Saint Louis	W, 4-3
F16	Saint Louis	W, 9-3
F21	Stephen F. Austin	L, 1-2 (13)
F22	Stephen F. Austin	W, 8-0
F23	Stephen F. Austin	W, 3-2 (10)
F26	at Southern Miss	L, 1-2
F28	at (10) Louisiana-Lafayette	L, 0-2
M1	at (10) Louisiana-Lafayette	L, 0-6
M2	at (10) Louisiana-Lafayette	W, 12-6
M5	vs. Auburn*	W, 4-3
M7	Mississippi Valley State	W, 8-0
M8	Mississippi Valley State	W, 7-0
M9	Mississippi Valley State	W, 3-0
M11	Samford	W, 12-1
M14	(20) Kentucky*	W, 3-0
M15	(20) Kentucky*	L, 2-7
M15	(20) Kentucky*	W, 5-3 (10)
M18	Alcorn State	W, 17-3
M19	Alcorn State	W, 12-0
M21	at Arkansas*	W, 17-9
M22	at Arkansas*	L, 1-2
M23	at Arkansas*	L, 0-1
M25	vs. Troy*	W, 10-5
M28	(9) Ole Miss*	W, 7-6
M29	(9) Ole Miss*	W, 6-5 (10)
M30	(9) Ole Miss*	W, 3-1
A1	ULM	W, 3-2
A4	at Texas A&M*	W, 5-1
A5	at Texas A&M*	L, 8-13
A6	at Texas A&M*	W, 6-4
A9	UAB	L, 1-2
A11	Auburn*	L, 1-2
A12	Auburn*	W, 4-1
A13	Auburn*	W, 4-3
A15	Jackson State	W, 8-1
A16	at UAB*	W, 5-2
A18	at (29) Tennessee*	W, 8-5
A19	at (29) Tennessee*	W, 7-6
A20	at (29) Tennessee*	L, 9-10
A22	Southern Miss	L, 3-6
A25	at (8) South Carolina*	L, 3-9
A26	at (8) South Carolina*	W, 2-1
A27	at (8) South Carolina*	L, 3-9
A30	at Samford	W, 9-5
M2	(5) Florida*	L, 3-7
M3	(5) Florida*	L, 3-4
M4	(5) Florida*	L, 3-13
M6	Jacksonville State	W, 6-1
M10	at (6) LSU*	L, 0-2
M10	at (6) LSU*	W, 5-1
M13	at Jacksonville State	W, 15-10
M15	(16) Mississippi State*	L, 4-9
M16	(16) Mississippi State*	L, 0-1
M17	(16) Mississippi State*	W, 2-1

SEC Tournament (Hoover, Ala.)		
M20	vs. Kentucky	L, 1-7
NCAA Tallahassee Regional (Tallahassee, Fla.)		
M30	vs. (27) Kennesaw State\$	L, 0-1
M31	at (5) Florida State\$	W, 6-5
J1	vs. Georgia Southern\$	W, 6-0
	vs. (27) Kennesaw State\$#	W, 4-1
J2	vs. (27) Kennesaw State\$	L, 2-4

* - Capital City Classic (Riverwalk Stadium, Montgomery, Ala.)

- Justin Kamplain, Jay Shaw and Geoffrey Bramblett combined for a nine-inning no-hitter against Mississippi Valley State

+ - Whitts Maritime Park (Pensacola, Fla.)

% - Regions Field (Birmingham, Ala.)

\$ - NCAA Tallahassee Regional (Tallahassee, Fla.)

* - SEC game

- Alabama claims 2,500th win in program history

2015 - Won 32, Lost 28

(12-18 SEC)

Coach: Mitch Gaspard

SEC Tournament Participant

F13	Maryland Eastern Shore	W, 6-0
F14	Maryland Eastern Shore	W, 11-0
F15	Maryland Eastern Shore	W, 19-0
F20	at (3) Houston	L, 1-3
F21	at (3) Houston	L, 9-14
F22	at (3) Houston	W, 8-3
F24	Savannah State	W, 7-2
	Savannah State	W, 4-2
F27	Louisiana-Lafayette	W, 6-4
F28	Louisiana-Lafayette	L, 5-6
M1	Louisiana-Lafayette	L, 2-14
M3	Auburn*	L, 3-5
M6	Lipscomb+	W, 5-1
M7	Lipscomb+	L, 3-7
M8	Lipscomb+	W, 3-0
M14	at (15) Mississippi State*	W, 10-5
	at (15) Mississippi State*	L, 1-4
M15	at (15) Mississippi State*	W, 8-4
M17	Samford	W, 8-6
M20	(5) Texas A&M*	L, 2-4
M21	(5) Texas A&M*	L, 5-10
	(5) Texas A&M*	W, 6-2
M24	at South Alabama	L, 0-3
M27	at (4) Florida*	W, 12-9 (10)
	at (4) Florida*	L, 1-8
M28	at (4) Florida*	L, 4-7
M31	at UAB*	W, 7-2
A2	(3) LSU*	L, 5-8 (16)
A3	(3) LSU*	L, 2-6
A4	(3) LSU*	L, 4-6 (13)
A7	at Samford	W, 12-1
A10	Georgia*	W, 7-6 (11)
A11	Georgia*	L, 1-8
A12	Georgia*	W, 5-2
A14	UAB	W, 5-1
A17	at (14) Missouri*	L, 3-4
A18	at (14) Missouri*	W, 6-0
	at (14) Missouri*	L, 3-5
A21	Mississippi Valley State	W, 3-1
	Mississippi Valley State	W, 16-5
A25	at Ole Miss*	L, 2-10
	at Ole Miss*	L, 0-4
A26	at Ole Miss*	W, 13-4
A28	Southern Miss	L, 2-6 (7)
A30	(23) Arkansas*	L, 1-5
M1	(23) Arkansas*	L, 4-8
M2	(23) Arkansas*	L, 0-4
M5	Alabama A&M	W, 7-2
	Alabama A&M	W, 7-2
M8	at (24) Auburn*	W, 4-2
M9	at (24) Auburn*	W, 7-6
M10	at (24) Auburn*	W, 14-4
M12	Mercer\$	W, 5-3
M14	(7) Vanderbilt*	L, 1-2
M15	(7) Vanderbilt*	L, 5-7
M16	(7) Vanderbilt*	W, 1-0

SEC Tournament (Hoover, Ala.)

M19	vs. Ole Miss	W, 6-1
M20	vs. (8) Texas A&M	L, 3-4
M21	vs. Missouri	W, 4-3
M22	vs. (7) Vanderbilt	L, 1-16 (7)

* - Capital City Classic (Riverwalk Stadium, Montgomery, Ala.)

+ - Hank Aaron Stadium (Mobile, Ala.)

% - Regions Field (Birmingham, Ala.)

\$ - Joe W. Davis Municipal Stadium (Huntsville, Ala.)

* - SEC game

***The Crimson Tide's official home field during the 2015 season was Hoover Metropolitan Stadium while Sewell-Thomas Stadium underwent renovations. Alabama returned to Tuscaloosa starting with the 2016 home opener.

2016 - Won 32, Lost 26

(15-15 SEC)

Coach: Mitch Gaspard

SEC Tournament Participant

F19	Maryland	W, 3-1
F20	Maryland	L, 5-9
F21	Maryland	W, 5-1
F24	Nicholls State	W, 13-1
F26	North Dakota	W, 2-1
F27	North Dakota	W, 5-2
F28	North Dakota	W, 7-1
M1	at Troy	W, 2-1
M4	vs. Notre Dame+	W, 4-0
M5	vs. Niagara+	W, 8-4
	vs. (8) NC State+	L, 1-2
M6	vs. Brown+	W, 2-0
M11	(21) Houston	L, 1-3
M12	(21) Houston	L, 2-3
M13	(21) Houston	W, 7-6
M15	at Southern Miss	L, 2-9
M19	at (7) LSU*	W, 6-0
	at (7) LSU*	W, 4-3
M20	at (7) LSU*	L, 5-7
M22	at UAB*	L, 0-8
M25	Tennessee*	W, 7-3
M26	Tennessee*	W, 11-3
	Tennessee*	L, 3-6
M29	vs. Auburn*	L, 1-10
M31	at Georgia*	W, 10-7 (13)
A1	at Georgia*	L, 1-7
A2	at Georgia*	L, 4-12
A5	Alcorn State	W, 8-5
	Alcorn State	W, 8-0 (7)
A8	at (19) Kentucky*	L, 2-3
A9	at (19) Kentucky*	L, 2-6
A10	at (19) Kentucky*	W, 2-1
A12	UAB	W, 7-6
A15	(8) Ole Miss*	L, 0-4
A16	(8) Ole Miss*	W, 2-0
A17	(8) Ole Miss*	W, 7-2
A19	Troy	W, 5-3
A20	South Alabama	L, 2-8
A22	at (3) Texas A&M*	L, 3-4 (10)
A23	at (3) Texas A&M*	W, 7-4
A24	at (3) Texas A&M*	L, 1-2
A26	at Samford	L, 2-3
A28	(3) Mississippi State*	L, 5-12
A30	(3) Mississippi State*	W, 4-3 (9)
	(3) Mississippi State*	L, 1-2 (7)
M6	Auburn*	W, 6-2
M7	Auburn*	W, 4-3 (11)
M8	Auburn*	L, 1-8
M13	at Arkansas*	W, 8-6
M14	at Arkansas*	W, 10-4
M15	at Arkansas*	W, 7-4
M17	Samford	W, 8-2
M19	(10) South Carolina*	L, 4-6
M20	(10) South Carolina*	L, 2-4
M21	(10) South Carolina*	L, 7-9

SEC Tournament (Hoover, Ala.)

M24	vs. Kentucky	W, 5-2
M25	vs. (2) Mississippi State	L, 1-4
M26	vs. (4) Florida	L, 4-5

+ - USA Baseball/High Classic (Cary, N.C.)

% - Regions Field (Birmingham, Ala.)

* - Capital City Classic (Riverwalk Stadium, Montgomery, Ala.)

* - SEC game



COACH: GREG GOFF

2017 - Won 19, Lost 34, Tied 1

(5-24-1 SEC)

Coach: Greg Goff

F17	Presbyterian	W, 4-3
F18	Presbyterian	W, 8-1

F19	Presbyterian	L, 3-4
F22	Southern Miss	W, 12-5
F24	Oral Roberts	L, 3-6
F25	Oral Roberts	L, 4-5
F26	Oral Roberts	L, 2-5
F28	Jacksonville State	L, 1-2 (10)
M3	ULM	W, 4-3
M4	ULM	W, 6-2
M5	ULM	W, 10-3
M9	Arkansas-Pine Bluff	W, 6-5
M10	Arkansas-Pine Bluff	W, 14-1
M12	Arkansas-Pine Bluff	L, 3-8
	Arkansas-Pine Bluff	W, 12-2 (7)
M14	Eastern Illinois	W, 5-0
M15	Samford	L, 3-10
M17	Missouri*	L, 0-3
M18	Missouri*	L, 4-7
M19	Missouri*	L, 5-9
M21	at UAB*	W, 4-1
M24	at (7) South Carolina*	W, 4-2
M25	at (7) South Carolina*	L, 5-6 (10)
M26	at (7) South Carolina*	L, 2-4
M28	(18) Auburn*	L, 3-4
M31	(21) Arkansas*	L, 1-7
A1	(21) Arkansas*	W, 7-1
A2	(21) Arkansas*	L, 5-8
A4	at Troy	L, 11-12
A7	at Ole Miss*	L, 2-7
A8	at Ole Miss*	L, 4-5
A9	at Ole Miss*	L, 2-8
A11	UAB	W, 6-4
A13	Texas A&M*	L, 5-9
A14	Texas A&M*	L, 2-8
A15	Texas A&M*	L, 2-3
A18	Alcorn State	W, 18-1 (7)
A20	at (11) Mississippi State*	L, 5-6
A21	at (11) Mississippi State*	L, 3-4
	at (11) Mississippi State*	L, 12-13 (13)
A25	Jacksonville State	L, 8-11
A27	(15) LSU*	L, 2-8
A28	(15) LSU*	L, 4-7
A29	(15) LSU*	L, 3-4 (11)
M6	at (4) Auburn*	W, 4-3
	at (4) Auburn*	W, 7-6
M7	at (4) Auburn*	W, 11-9 (15)
M10	Grambling	W, 12-2 (8)
M12	(7) Florida*	L, 1-2
M13	(7) Florida*	L, 6-13
M14	(7) Florida*	L, 5-10
M18	at Vanderbilt*	L, 1-18
M19	at Vanderbilt*	L, 1-13
M20	at Vanderbilt*	T, 3-3 (8)

% - Regions Field (Birmingham, Ala.)

* - Capital City Classic (Riverwalk Stadium, Montgomery, Ala.)

* - SEC game



COACH: BRAD BOHANNON

2018 - Won 27, Lost 29

(8-22 SEC)

Coach: Brad Bohannon

F16	Valparaiso	W, 16-2
F17	Valparaiso	W, 6-5
F18	Valparaiso	W, 12-6
F20	Middle Tennessee	W, 4-0
F23	Washington State	W, 12-4
	Washington State	W, 8-2
F24	Washington State	W, 9-3
F27	at Samford	W, 13-3
F28	Alabama State	W, 11-1
M2	at Oklahoma	L, 1-2 (11)
M3	at Oklahoma	L, 4-16
M4	at Oklahoma	W, 13-1
M7	(15) Southern Miss	W, 3-0
M9	New Mexico State	L, 0-3
	New Mexico State	W, 3-1
M10	New Mexico State	W, 5-2

YEAR-BY-YEAR RESULTS

M13	Alabama A&M	W, 15-0 (7)
M14	Alabama A&M	W, 14-0 (7)
M16	Georgia*	W, 10-9 (13)
M17	Georgia*	L, 5-6
M18	Georgia*	L, 5-6
M20	at UAB%	L, 4-6
M23	at Tennessee*	L, 4-5
M25	at Tennessee*	L, 1-2 (7)
	at Tennessee*	L, 0-3 (7)
M27	vs. (9) Auburn*	L, 2-5
M30	(7) Kentucky*	W, 4-2
M31	(7) Kentucky*	W, 4-2
A1	(7) Kentucky*	L, 2-5
A3	Jacksonville State	L, 0-4
A6	at (22) Missouri*	W, 2-1
A7	at (22) Missouri*	L, 0-1
	at (22) Missouri*	W, 5-1
A10	UAB	W, 12-3
A12	at (19) Texas A&M*	L, 6-12
A13	at (19) Texas A&M*	L, 6-9
A14	at (19) Texas A&M	L, 2-3 (11)
A17	Samford	L, 0-6
A18	Alcorn State	W, 3-0
A20	(25) Auburn*	L, 5-19
A21	(25) Auburn*	L, 0-5
	(25) Auburn*	L, 5-20
A24	Troy	W, 4-3
A27	at (7) Arkansas*	L, 3-7
A28	at (7) Arkansas*	L, 4-7
A29	at (7) Arkansas*	L, 7-9
M4	Mississippi State*	L, 12-14 (10)
M5	Mississippi State*	W, 4-3 (10)
M6	Mississippi State*	L, 4-6
M8	Jacksonville State	W, 9-8
M11	at LSU*	L, 5-7
M12	at LSU*	W, 6-1
M13	at LSU*	L, 3-7
M17	(4) Ole Miss*	L, 2-3
M18	(4) Ole Miss*	W, 3-0
M19	(4) Ole Miss*	L, 8-10

% - Regions Field (Birmingham, Ala.)

* - Capital City Classic (Riverwalk Stadium, Montgomery, Ala.)

* - SEC game

2019 - Won 30, Lost 26 (7-23 SEC)

Coach: Brad Bohannon

F15	Presbyterian	W, 7-2
F16	Presbyterian	L, 1-4
F17	Presbyterian	W, 9-4
F18	Jacksonville State	W, 13-2
F22	Ball State	W, 7-1
F23	Ball State	L, 5-8
F24	Ball State	W, 6-0
F26	North Alabama	W, 8-0
F27	North Alabama	W, 4-1
M1	at South Alabama	W, 7-3
M2	at South Alabama	W, 10-5
	at South Alabama	W, 6-1
M5	UAB	W, 4-3
M6	South Dakota State	W, 5-4 (14)
M8	Northern Kentucky	W, 15-1
M9	Northern Kentucky	W, 9-4
M10	Northern Kentucky	W, 10-1
M12	Middle Tennessee	W, 2-0
M15	at (8) Ole Miss*	L, 0-1
M16	at (8) Ole Miss*	W, 8-6
M17	at (8) Ole Miss*	L, 2-12
M19	Maine	W, 16-0
M22	(9) Arkansas*	L, 3-12
M23	(9) Arkansas*	W, 10-0
M24	(9) Arkansas*	L, 2-10
M26	(12) Auburn*	W, 6-3
M29	at (15) Florida*	L, 1-3
M30	at (15) Florida*	L, 3-12
M31	at (15) Florida*	L, 3-6
A2	Troy	L, 4-8
A5	South Carolina*	W, 9-0
	South Carolina*	W, 4-1
A6	South Carolina*	L, 4-5 (12)
A9	at Samford	W, 21-2
A12	at (5) Mississippi State*	L, 0-6
A13	at (5) Mississippi State*	L, 1-9
A14	at (5) Mississippi State*	L, 3-13
A16	at UAB%	W, 3-2
A19	(5) Vanderbilt*	L, 4-7
A20	(5) Vanderbilt*	L, 5-13
A21	(5) Vanderbilt*	L, 0-2
A24	at Jacksonville State	W, 6-3
A26	(14) LSU*	W, 6-1
A27	(14) LSU*	L, 2-5
A28	(14) LSU*	L, 4-5
M3	at Auburn*	L, 1-5
M4	at Auburn*	W, 7-6
M5	at Auburn*	L, 7-17

M8	at Troy	W, 7-3
M10	(18) Texas A&M*	L, 2-3
M11	(18) Texas A&M*	W, 2-1
M12	(18) Texas A&M*	L, 5-6
M14	Samford	W, 4-2
M16	at (6) Georgia*	L, 4-9
M17	at (6) Georgia*	L, 2-12
M18	at (6) Georgia*	L, 1-9

% - Regions Field (Birmingham, Ala.)

* - Capital City Classic (Riverwalk Stadium, Montgomery, Ala.)

* - SEC game

2020 - Won 16, Lost 1 (N/A SEC)

Coach: Brad Bohannon

F14	Northeastern	W, 10-0
F15	Northeastern	W, 8-0
F16	Northeastern	W, 6-3
F19	Alabama State	W, 10-3
F21	at UNLV	W, 8-0
	at UNLV	W, 5-4
F23	at UNLV	W, 5-1
F25	Tennessee-Martin	W, 10-5
F26	Middle Tennessee	W, 12-6
F28	Harvard	W, 15-3
F29	Harvard	W, 10-5
M1	Harvard	W, 6-3
M3	South Alabama	W, 12-2
M6	Lipscomb	W, 2-1 (13)
M7	Lipscomb	L, 2-3
M8	Lipscomb	W, 14-2
M10	at UAB%	W, 13-7

% - Regions Field (Birmingham, Ala.)

* - The 2020 season was canceled due to a global pandemic caused by the novel coronavirus (COVID-19). The Southeastern Conference schools were officially put on hold on Thursday, March 12, one day prior to the start of league play. The final set of SEC standings had Alabama tied with Florida and Ole Miss for the league-best mark.

2021 - Won 32, Lost 26 (12-17 SEC)

Coach: Brad Bohannon

SEC Tournament Participant

NCAA Regional Participant

F19	McNeese	W, 10-6
F20	McNeese	W, 4-3
F21	McNeese	W, 9-5
F23	at Jacksonville State	W, 5-2
F24	Tennessee-Martin	L, 4-9
F26	Wright State	W, 8-4
F27	Wright State	W, 8-7 (11)
	Wright State	W, 1-0 (7)
M3	Troy	W, 9-1
M5	at College of Charleston	W, 8-0
M6	at College of Charleston	L, 0-1
M7	at College of Charleston	W, 21-3
M9	South Alabama	W, 11-8
M10	Jacksonville State	W, 7-2
M12	Stetson	L, 2-4
M13	Stetson	W, 4-3 (12)
M14	Stetson	W, 9-4
M19	at (1) Arkansas*	W, 16-1
M20	at (1) Arkansas*	L, 1-9
M21	at (1) Arkansas*	L, 1-3
M23	Southern Miss	L, 4-5
M26	(3) Ole Miss*	L, 6-9
	(3) Ole Miss*	L, 0-2
M27	(3) Ole Miss*	L, 6-11
A2	(6) Tennessee*	W, 7-4
A3	(6) Tennessee*	L, 4-8 (11)
A4	(6) Tennessee*	L, 8-9
A7	ULM	L, 3-5
A9	at Texas A&M*	W, 5-3
A10	at Texas A&M*	W, 6-3
A11	at Texas A&M*	W, 7-4
A13	Samford	W, 19-3
A15	Auburn*	W, 8-7 (10)
A16	Auburn*	L, 4-5
A17	Auburn*	W, 10-9
A20	North Alabama	W, 8-6
A23	at Kentucky*	W, 10-1
A25	at Kentucky*	L, 2-5
	at Kentucky*	L, 0-11
A27	at UAB%	W, 9-3
A30	Missouri*	W, 11-8
M1	Missouri*	W, 5-2
M2	Missouri*	W, 3-2
M7	at (2) Vanderbilt*	L, 6-9
M8	at (2) Vanderbilt*	L, 2-6
M14	at LSU*	L, 1-2
M15	at LSU*	W, 6-5
M16	at LSU*	L, 5-13
M20	(6) Mississippi State*	L, 2-4
M21	(6) Mississippi State*	L, 0-7
M22	(6) Mississippi State*	L, 3-7

SEC Tournament (Hoover, Ala.)

M25	vs. (24) South Carolina	W, 9-3
M26	vs. (4) Tennessee	W, 3-2 (11)
M27	vs. (13) Florida	L, 2-7
M28	vs. (4) Tennessee	L, 11-0 (7)

NCAA Ruston Regional (Ruston, La.)

J4	vs. (16) NC State\$	L, 1-8
J5	vs. Rider\$	W, 3-1
J6	vs. (20) Louisiana Tech\$	L, 8-10

% - Regions Field (Birmingham, Ala.)

\$ - NCAA Ruston Regional (Ruston, La.)

* - SEC game

ALL-TIME ALABAMA LETTERWINNERS

The following is a list of baseball lettermen from The University of Alabama. This list includes team rosters from 1941-2021. If there are any corrections, additions or deletions please contact Alex Thompson, Assistant Director for Athletics Communications The University of Alabama, P.O. Box 870391, Tuscaloosa, Alabama 35487, or by e-mail at athompson@ia.ua.edu.

A

Acton, Ray (student mgr.)	1942
Adair, Leon	1950-52
Adams, Tyler	2015-18
Adams, Willie	1965-66
Aleszczyk, Joe	1990
Alexander, Hunter	2017-18
Alexander, Sidney	1971
Allen, Matt	1989-90
Alvarez, Dennis	1980-81
Ames, Skip	1996
Anderson, Brett	1993
Anderson, John Paul	1952-55
Anderson, Larry	1963
Anderson, Robert	1976-77
Andreas, Tommy	1979
Andrews, Mickey	1963-64
Antush, Craig	1982-83
Arago, Chris	1977-78
Archibald, Jimmy	1973-74
Arcure, John	1974-75
Armstrong, John H.	1967
Arnold, Wesley	1973
Asher, Terry	1978-79
Atkins, Dave	1979-80
Auerbach, Brett	2019-2020
August, Johnny	1947
Austin, Myles	2020
Avalos, Brandon	2003
Avant, Chandler	2015-18
Avila, Alex	2006-08
Ayers, Jesse	1949

B

Bailey, Don	1942
Bailey, Lynn	1967-69
Bailey, Pat	1984-86
Baker, Allen	1971-74
Baker, Glendell	1961
Bancroft, Chuck	1954-57
Barnes, Bobby	1953-56
Barnes, Chris	1985-86
Barnes, Chris	1990
Barnes, Emil	1925-26
Barnette, Steve	1964-65
Barrentine, Vince	1980-81
Barton, Rusty	1979-82
Bauer, Camden	2017
Baxter, Cary	2012-14
Beagle, Ryan	2003-04
Beard, Gene	1958-59
Beck, Walter	1940-41
Bedford, Nathan	1961
Belcher, Brandon	2004-07
Belk, Jerry	1952-54
Belk, Tommy	1976-79
Bell, Leonard	1960-61
Bellard, Bernie	1993-94
Bellis, Thayer	1946-47
Bennett, Brock	2007-11
Bentley, Matt	2005-08
Benton, David	1974
Bernard, Andy	1996-97
Bernard, Matt	1998
Bevis, Jeff	1990-91
Bezold, George	1982
Bite, Mike (student mgr.)	1952
Blalock, Ralph	1950-51
Blanchard, Ryan	2013-16
Blankenship, Jonathan	1998-2000
Blemker, Marv	1950-51
Blocker, Drew	1974-75
Blount, Mike	1977-80
Boge, Tim	1991-92
Boler, Clark	1963-65
Bonner, Randy	1976
Boone, Dan	1918-19
Boone, Ike	1919-21
Booth, Brett	2010-13
Bortak, Jamie	1992-93
Bostic, Antonio	1998-99
Boteler, Johnny	1975
Bounds, Drew	1995-98

Bowman, Turkey	1914-16
Box, Anthony	1993-94
Box, Mike	1963-64
Boyd, Brent	1999-2002
Bozanich, Sam	1998-2000
Bradford, Vic	1938-39
Bramblett, Geoffrey	2014-16
Brauchle, Troy	1983-84
Brazell, Landon	2001-02
Breaux, Joe	2018-19
Brewer, Jeff	1982-84
Bridges, Jason	1988
Brown, Don	1967-68
Brown, Jeremy	1999-2002
Brown, Kenneth	2006
Brown, Kevin	1982
Brown, Pete	1987-88
Browne, Rick	1983
Brunelli, Nick	1988
Brunson, Melvin	1967
Bryan, Kyle	1984-85
Bryant, Sammy	1964-65
Bryant, Steve	1970-73
Buckner, Charles	1968, 71
Burrows, Thomas	2014-16
Bush, Evan	2003-06
Butt, Tim	1987-88
Byars, Isaiah	2019
Bynum, Rex	1970-72
Byrd, Jennings	1946-48



THOMAS BURROWS

C

Caldwell, Herman "Blackie"	1936-37
Cameron, Kyle	2016, 2018-20
Campbell, Whitey	1925-27
Campus, Joe	
Cardwell, John	1968
Carey, Logan	2017
Cargo, Frank	1967-69
Carinci, Daniel	2019
Carlisle, Cameron	2012-13
Carpenter, Jeff	1967-70
Carr, Bill	1955
Carr, Bobby	1952
Carroll, James	2000
Carter, Brent	2002-05
Carter, Mark	2001
Carter, Mike	1984
Carter, Will	2015
Caruso, Joe	1994-97
Cary, Robin	1972-74
Castillo, Ray	2013-16
Causar, Wilburn	1959
Chambers, Frank	1926-27
Chamblee, Carl	1976
Chaney, Stan	1972-73
Chapman, Herb	1942-43, 1946-47
Chapman, Ken	1959-60-61
Chavers, Dan	1997-2000
Clark, Aaron	2000-01

Clark, Brian	2008
Clark, C.J.	1952
Clement, Larry	1942
Cleveland, Charles	1973
Cobb, Casey	2019-20
Cohen, Andy	1923-25
Coker, Zack	2016-17
Colburn, Riley	2013-15
Cole, AJ	2012
Cole, Steven	2013-14
Colgrove, Joel	1993-96
Collins, John	1993-96
Collins, Randy	1970-72
Colvin, E.T.	1967, 69
Connaster, Broadus	1925-26
Cook, Stan	1963
Cooley, Elmer	1941-42
Copeland, Josh	2006-08
Cormier, Lance	1999-2002
Cox, Jayson	1997-99
Cox, Mike	1968-69
Craft, Russ	1941-42
Crampton, Will	1989
Cucjen, Daniel	2013-16
Cunningham, Don	1963

D

Daggett, Brad	1993-94
Danbury, Carl	1978
Daniel, Michael	1997
Daraich, Harvey	1962-63
Davidson, Anthony	1973-74
Davis, David	1964-65
Davis, Heath	1996-97
Davis, Jordan	2005-06
Dean, Mike	1969
DeBrand, Juan	1991-92
Deerman, Kelby	2010
Denton, Zane	2020-Present
DeToto, Rick	1995
DeVinny, Tanner	2016-17
Dietrich, Jack	1984-85
DiFazio, Vin	2009
Dill, Dick	1948
Diodati, Owen	2020-Present
DiSpigna, Angelo	1986
Diver, Kevin	1978
Dodson, Thomas	1987
Donahoo, Bill	1968
Donahue, Tom	1975-78
Douglas, Jan	1965-67
Downs, Matt	2004-06
Doyle, Philip	1988-91
Dragg, Jeff	1998, 2000-01
Draper, Mike	1980-81
Dreher, Rob	1975
Drensky, Mike	1975-76
Drumheller, Al	1991-93
Duarte, Dylan	2016-18
Dubose, Anthony	1994-95
Dubose, Terry	1969-72
Dugas, Taylor	2009-12
Duke, Doug	1984-86
Duke, Mason	2018
Duman, Buster	1995-96
Duncan, Nate	1995-97
Dunn, Alan	1982-83
Dunn, Bill	1951-52
Dunn, Eddie	1990-91
Dunning, Mark	1980
Dye, Allen	2011-13

E

Eblin, Bryce	2021-Present
Eddington, Jake	2021-Present
Edwards, Mark	1981-84
Eicholtz, Nick	2014-17
Eilers, Chris	1994-97
Elbin, Bart	1983
Elbin, Bret	1981-83
Elliott, William	2014-15
Ellis, Jerry	1961
Elmore, Eugene	1945

Elmore, Grady	1964-65
Elmore, Verdo	1925-26
Etheridge, Morris	1992
Etheridge, Rodney	1973-74
Etsell, Jeff	1981-82
Eurick, Clyde	1959
Evans, Austin	2008-09
Evans, Scott	2000-01

F

Farrell, John	1989-90
Ferazza, David	2004, 2006
Ferguson, Eddie	2002
Fernandez, Omar	1987-88
Ferrer, Pete	1982
Finnell, Woolsey	1960
Finnerty, Sam	2016-19
Fisher, Buddy	1965-67
Fisher, Pete	1997-98
Fitzsimmons, Jim	1942
Flagler, Ben	1978-79
Fleck, Clarence	1947-48
Fletcher, Robert	1987-88
Folmar, Ned	1948-49
Foster, Matt	2016
Fowke, David	1980-81
Frazier, Carey	1955-56
Frazier, Shep	1956
Freeman, Colton	2014-16
Freeman, Gary	1956-57
Freeman, Herschel	1947
Freeman, William	2019-21
French, Buddy	1964-65
Frick, Matt	1997-98
Frickie, Fred	1956-57
Fuller, Bobby	1984-85

G

Gambrell, D.J.	1943, 1946-47
Gardeck, Ian	2012
Gardner, Sam	2018
Garner, Travis	2002-03
Gartman, Wade	1965
Generelli, Eddie	1993-94
Gentry, Tyler	2019-20
Giannini, Gene	1959-60
Giles, Eli	2021-Present
Gillis, Grant	1925-26
Gingrich, Jason	2000-01
Glasgow, Harold (student mgr.)	1951
Glass, Chris	1981-82
Glass, Freddie	1965-67
Glenn, Robbie	1991-92
Glover, Jackie	1967-69
Goins, Rodney	1975
Goldis, Eric	1996
Goodson, Mathew	2014
Graham, Austin	2008-09
Grant, Jim	1953-54
Gray Jr., Mark	1970-71
Green, B.J.	1998-99, 2001
Green, David	1978
Green, Landon	2020-Present
Greene, Brady	2018
Greenwald, Bob	1978-79
Greer, Mitch	2013-15
Gregory, Hunter	2011-12
Griffin, Earl	1961-63
Grimes, Dickie	1984
Grooms, Matt	2004-05
Guffey, Brock	2018-Present
Guilbeau, Taylor	2012-15
Gulledge, Kelley	1998-2000

H

Haack, Keaton	2013
Halderman, Jerry	1980-81
Hall, Doug	1996
Hall, Kearney	1964-66
Hamilton, Ronnie	1975-76
Hamiter, William	2020-Present
Hammond, Greg	1989-90

ALL-TIME ALABAMA LETTERWINNERS

Hancock, Steve	1989
Hanks, Mike	1986-87
Harbaugh, Bill	1942
Hardie, John	1987-88
Hardin, Ronnie	1971-72
Harmon, Jeff	1988
Harris, Dan	1966-67
Harris, Sam	1989-90
Hartsell, Lee	1963, 1965
Haske, Mark	2004
Hawk, Johnny	2019, 2021
Hawley, Joe	1973-74
Hawley, Tucker	2010-14
Hayes, Dean	1982-83
Hayes, Jack	1926-27
Haynie, Will	2014-16
Head, David	2009-10
Hearn, Dick	1952
Hearod, Beau	2001-03
Heath, Bryce	2000-01
Heller, Davis	2021-Present
Henderson, Bill	1946
Henderson, Heath	1997
Henderson, Shane	1999
Henderson, Wes	2006-09
Hendricks, Brandt	2010-12
Henn, Jon	1989-90
Henry, Cody	2015-18
Hensinger, Doug	1981
Hershiser, Gordie	1986-87
Hester, Garrett	2020
Hibbard, Greg	1985-86
Hicks, John	1966
Hicks, Jon	1990
Hilcher, Walter	1929-30
Hill, Alan	1992-95
Hill, Tommy	1960-61
Hinkle, Pete	1988
Hitt, Grayson	2021-Present
Hobson, Butch	1970, 1972-73
Hobson, Clell	1951-52
Hodges, Bruce	1972-75
Holcombe, Keith	2016-19
Holley, John	1966-67
Hollingsworth, Gary	1988
Holston, Owen	1974-75
Homan, Matt	1991-92
Houlberg, Steve	1978-79
Howard, Elston Jr.	1978-79
Howell, Del	2007-09
Howell, George	1949-51
Howell, Millard (Dixie)	1933-35
Hubbard, Jake	2012-13, 2015-16
Huffstuffer, Jim	1949
Hughes, Howard	1941
Hughston, Casey	2014-15
Hunt, Bobby	1954-55
Hunt, Randy	1981
Hunter, Tommy	2006-07
Hurst, Doug	1997
Hutson, Don	1933-35
Hyatt, Austin	2007-09



TOMMY HUNTER

I	
Ingram, Cecil (Hootie)	1953-54
Innes, Mike	1968-71
Iorg, Cale	2005
Ivey, Bryant	1951


J	
Jack, Gary	1978-81
Jack, Gerald	1959
Jarvis, Jim	2020-Present
Jean, Antoine	2020-Present
Jenkins, Dan	1994
Johnson, George	1965-67
Johnson, Roy	1942-43, 1946-47
Johnson, Seth	2003-04
Johnson, Tom	1946
Jones, Clay	2009-10
Jones, Mack	1957-59
Jordan, Jason	1994-95

K	
Kamplain, Justin	2012-14
Kapsimalis, Mike	1967-70
Kaufman, Kyle	2017-18
Kebedeaux, Casey	2007-09
Keenum, Larry	1975-76
Keller, G.W.	1997-99
Keller, Jon	2012-14, 2016
Kelley, Joe	1966
Kelley, Les	1968-69
Kelly, Bryan	1981
Kelly, Patrick	2006-07
Kelton, Jon	2009-12
Kennedy, Nathan	2011-12
Kerns, Mickey	1989-92
Kerr, Jeff	1984
Kilcrease, Nathan	2008-11
Killough, Stan	1976-77
Kindred, David	2010-11
King, Justin	2019
King, Mike	1982
Kingrey, Jarrod	1997-98
Kirkland, Joe	1947
Kizzire, Maxie	1977-80
Knox, Sammy	1969
Kosten, Alan	1961-63
Kosten, Herb	1955-57
Koury, Norman	1956-58
Kovacevich, Kenny	1975
Kubal, Alex	2008-09
Kubiszyn, Jack	1956-58
Kunz, Jimmy	1980

L	
Lacey, Norm	1974-75
Lake, Fermin	1983-84
Lamb, Neal	1995
Lambert, Casey	2000-01
Lammel, David	1986-87
Lapolla, Bob	1942
Large, T.J.	2005
Lary, Al	1950-51
Lary, Ed	1949, 1951
Lary, Frank	1949-50
Lary, Gene	1952-55
Lary, Joe	1946-47
Latta, Bill	1955
Laubenthal, Jeff	1990-93
Leazer, Bob	1971
LeBlanc, Wade	2004-06
Ledford, Bobby	1957-58
Lee, Chase	2019-21
Lee, Ed	1946
Lee, Francis	1940-41
Lee, Mickey	1969
Leiby, Butch	1961
Leonard, Dwight	1956-57
Lewis, Bubber	1965
Lewis, Derius	1993-94
Lewis, Mars	1941
Lewis, Pete	1941-42
Limbaugh, Tommy	1966-67
Lindsay, Jimbo	1974-76
Lloyd, Joe	1980
Loflin, Rusty	1995-96

Looper, Eddie	1985-86
Love, Brock	2016, 2018-19
Lundstrom, Carey	1992
Lundy, Mark	1987
Lusian, Ralph	1986-87
Lynch, Bobby	1969
Lyons, Charlie	2003-04

M	
MacCallum, John	1943, 1947
MacDonald, Mike	1993-94
Magadan, David	1981-83
Malkin, Matt	2018
Manning, Jett	2018
Marcus, Bobby	1978
Marino, Mark	1982
Marshall, John	2002-03
Martin, Earl	1950-51
Martin, Eddie	1976
Martin, Frank	1942
Martin, Russ	1978
Marquardt, Dick	1979
Marzion, Kevin	1999
Massey, Walt	1958-60
Matsumura, David	1987-88
Matthes, Kent	2006-09
May, Brandon	2007-09
McCallister, Michael	2004
McCarter, Jake	2006
McClanahan, Scott	1999-2002
McClendon, Ted	1983-85
McCleney, Walker	2017-20
McCoy, Mackey	1942
McCorquodale, Joe	1966-67
McCullough, Morgan	2019
McGavin, Patrick	2011
McKelvey, Dunn	1977-78
McLeod, Ben	1935-37
McMurray, Tyler	2015-17
McNabb, Don	1976
McNairy, Jacob	2019-Present
McWhorter, Tim	1978
Meacham, Tim	1983-84
Medders, Deacon	2017-19
Medwick, Lee	1970-71
Meiners, Nathan	2003
Menechino, Frank	1992-93
Mennen, Eric	2002
Merhige, Mickey	1959
Merritt, Jamey	1981-82
Mewborne, David	1968-71
Meyer, Chuck	1982
Midolo, Bobby	1984-85
Miller, Andrew	2010-13
Miller, Bill	1952
Miller, Bill	1972
Miller, Eldon	1961
Miller, Thomas	1954
Mills, Rock	1999
Milstead, Tommy	1988-91
Mims, Gary	1970-72
Mims, Larry	1974-75
Mirocke, Paul	1984-85
Mizraney, Mike	1948-51
Mohr, Dustan	1995-97
Moller, Chris	1995-96
Monti, Pat	1987-89
Montgomery, Ladson	2011
Moore, Ben	2012-14
Moore, Gordan	1958-60
Moore, Jerry	1965
Moore, Kyle	2006-09
Moore, Tommy	1960-61
Mooty, Dean	1978-79
Morgan, Adam	2009-11
Morgan, Wiley	1982-83
Morris, Kobe	2019
Morrison, Buddy	1955
Morrow, Hugh	1945-47
Mosley, John	1965-66
Moss, Stan	1967-68
Mote, David	1997-98
Moyd, Ervin	1971
Moyer, David	1980-81
Murphy, Mike	1981
Murphy, Scott	1999-2000
Myer, Kent	



ADAM MORGAN

N	
Napoli, Tony	1950-52
Nelson, Jimmy	2008-10
Newsom, Scott	1988-89
Nichols, Jeff	2001
Nichols, Kevin	1994
Nixon, Case	2011-12
Nodine, Todd	1993-95
Norris, Dax	1995-96
Norris, Jeffrey	2002-04
North, Jerry	1976
Norton, Keith	1975-77
Norwood, Dee	1987

O	
Oakley, Bill	1979-82
O'Connell, Ryan	2020
Oczypok, Mike	2013-14, 2016-17
Odle, Tyler	2007-09
Oglesby, Shelley	1941
Olgiati, Charlie	1953-54
Oliver, Bill	1963
Oliver, Brad	1992-93
Oliver, Dylan	2019-20
Oropeza, David	1987-88
Osteen, Gary	1959
Otwell, Chazz	2012
Overstreet, Kyle	2013-15
Owcar, Eddie	1941-42
Owen, Ronnie	1977-79
Owers, Dickie	1966
Oyster, Jeff	1984-85

P	
Paiml, Greg	2004-07
Parker, Bill	1968-69
Parker, Jim	1992
Parker, Joe	1992-93
Patota, Will	2021
Pavkovich, Adam	2001-03
Payne, Robert	1981-83
Peck, John	1968-69
Peer, Mark	1997
Pennington, Spencer	2002, 2006
Pepper, Raymond	1926-27
Peterson, Dave	1980
Peterson, Tad	1995
Pettus, Gordon	1947-48
Pettus, Pete	1972
Phares, Robert	2008
Phillips, Andy	1996-99
Phillips, Paul	1998
Pierce, Bobby	1980-81
Pierson, Pete (student mgr.)	1946-47
Pilkington, Trey	2010-13
Pinckney, Andrew	2021-Present
Pinkston, David	1989
Piper, Billy	1963
Pisciotta, Tony	1988
Pitisci, Mike	1984
Plott, Hunter	1988-91
Poe, Taylor	2014-17

ALL-TIME ALABAMA LETTERWINNERS

Poelstra, Todd	1986
Posey, Fred (student mgr.)	1946-47
Potter, Rich	1973-74
Potter, Sonny	2017
Pratt, Del	1908-09
Praytor, Sam	2018, 2020-21
Prewitt, Kurt	1985-86
Prielipp, Connor	2020-Present
Prine, Dan	1981
Proctor, Tony	1959-61
Propst, Eddie	1967-68

Q

Qualls, Mike	1985-86
Quigley, Miers	2006-09

R

Rainwater, Michael	2000
Randolph, Jeremy	2019
Ranelli, J.C.	1967-69
Ras, Tyler	2019-21
Reaves, Jared	2011-12
Reaves, Pete	1957-59
Redding, Grant	2001-03
Redding, Mike	1976
Redford, Don	1963-64
Reed, Brian	2002-03
Reese, Brent	1988
Reeves, David	1980-82
Reeves, T.J.	2019-21
Rhoden, Ryan	2006-09
Rice, Allen	2002-05
Rice, Dale	1956-58
Richardson, Nick	2004
Rickles, Gene	1946
Riley, Bellaire	1978
Riley, Hayden	1946
Rincon, Todd	1989
Roberson, Eddie	1971
Robert, Bernard	2006
Roberts, Kenny	2012-13
Roberts, Mark	1989-90
Roberts, Pete	1986
Robertson, David	2005-06
Robinson, Kolby	2019-20
Rogers, Lee	1934-35
Rogers, Zac	2015-17
Rogers Jr., Zac	1940-41
Rogers III, Zac	1970-73
Roland, Frank	1955-57
Rose, Caden	2021-Present
Rosecrans, Josh	2011-12
Rosenfeld, Max	1922-24
Rowe, Brayden	2021
Rucker, Rickey	1969-71
Rukes, Garret	2017-20
Russell, Leroy	1976-79
Ruth, Hunter	2021-Present
Rutledge, Jack	1947-48
Rutledge, Josh	2008-10
Ryan, Kip	1992
Ryan, Randy	1970-71



JOSH RUTLEDGE

S

Sabo, Al	1946
Salem, Emeel	2005-07
Salem, Georgie	2013-16
Salem, Mark	1976-79
Sander, Mike	1986
Sanders, Josh	2011
Sanders, Shane	2001-02
Sanford, Meredith	1985-88
Sanford, Mike	1978
Sansome, Tony	1957
Sartain, Landan	2018
Saunders, Geno	1992-94
Scalzi, Frank	1933-35
Scelfo, Rocky	2004-05
Schleuss, Will	1995
Sciurba, Joe	1940-41
Scott, Adam	2009-10
Scott, Gabe	2002-05
Scott, Ligrant	1933-34
Scudder, Bill	1965-66
Sears, Kenny	1936-37
Seebeck, Charles	1961
Sewell, Joe	1918-20
Sewell, Luke	1919-21
Sewell, Tommy	1926-27
Shamblin, Connor	2019-21
Sharp, J.F.	1947-48
Sharp, Sam	1940-41
Sharp, Mike	2008
Shaw, Jay	2011-15
Shelton, Jerry	1991-93
Shipley, Craig	1982-84
Shmagranoff, Greg	1954
Shoemaker, Steve	1992-94
Short, Ben	1990-91
Short, Connor	2016-18
Sikes, Russell	1961
Sims, Darnell	1983-84
Sims, Joe	1960-61, 1963
Sims, Tim	1985-86
Sines, Matt	1990
Skates, Rob	1982-83
Skelton, Bobby	1960
Smallwood, Erik	1999
Smart, Jonathan	2010-11
Smelley, Chris	1992-93
Smelley, Chris	2010
Smelser, John David	2010
Smith, Austen	2011-14
Smith, Dylan	2019-21
Smith, Jake	2007-10
Smith, Justin	1998-99
Smith, Randy	1978
Smith, Tommy	1976-79
Smitherman, Steve	1981
Smithey, Dee	1983-84
Snyder, Barry	1968
Sodders, Mike	1985-88
Soper, Mike	1988-89
Sosa, Carlos	2002, 2004
Spiers, Corey	1996
Spivey, Paul	1972-73
Sprol, Bobby	1975-77
St. Clair, Pat	1988
Stabler, Kenny (Snake)	1966
Stallings, Allan	1982-85
Stanard, Dennis	1968
Stanley, Paul	1963
Stapp, Steve	1963
Stephenson, Riggs	1919-21
Stickney, Cliff	1969
Stiles, Lena	1917-19
Stroup, Will	2007-08
Stonard, Peter	2001-02
Story, Veo	1940-41
Stout, Jake	1986-87
Strawn, Bernie	1970-73
Stubbs, Jerry	1993-94
Stutts, Connor	2018
Suchey, Garrett	2017
Sudduth, Al	1987-88
Sullenberger, Brett	1993
Sullivan, Charley	2011-13
Susce, Paul	1956
Sutherland, Troy	2011
Syx, Johnny	1963

T

Tabor, Jim	1935-36
Tacik, Chris	1989
Taft, Brett	1993-96
Tamucci, Mike	1956
Tankersley, Taylor	2002-04
Tarver, Bobby	1961
Tate, Jackson	2020-21
Taylor, Chandler	2016-18
Taylor, Chris	1986-87
Taylor, Matt	2010
Tepper, Howard	1956-57
Texada, Jeff	2006-08
Thomley, Morrow	2005
Thompson, Blackie	1944-45
Thompson, Clint	1987-88
Thompson, Dan	1955
Thompson, Tim	1963-64
Thornhill, Larkin	1941-42
Tidwell, David	1996-97
Tillman, Jeff	1976
Tinsley, Cal	2009-10
Tipton, David	1972-73
Torres, Manny	1996-97, 1999
Towers, Dickie	1965
Townsend, Jason	2010
Traffanstedt, Jack	1967-69
Tribe, Byron	1996
Trotter, Cody	2009-10
Trousdale, John	2017-19
Truitt, John	1973, 75
Trusky, Ken	1986-87
Tucker, Robbie	1996-97
Tullidge, James	2011-12
Tullidge, Jeremiah	2011-12
Turek, Jack	1983
Turnbull, Spencer	2012-14
Turner, David	1985-86
Tutt, Webb	1979
Twardoski, Mike	1985-86



SPENCER TURNBULL

U

Umphrey, Jeff	1982-84
---------------	---------

V

Vainer, Davis	2017-19
Valenti, Sal	1979-80
Valverde, Kody	2005-06
Vance, Cobie	2016-18
Vann, David	1969
Vaughn, Jeremy	1999-2001
Vaz, Roberto	1997
Velleggia, Frank	1982-84
Viars, Ronnie (student mgr.)	1964
Vincent, Chance	2013-16
Vitiello, Joe	1989-91

W

Walck, Kyle	1990-91
Waldrep, Charley	2011
Walker, Andrew	2004

Walker, Bill	1956-58
Walsh, Dennis	1990-91
Walters, Jake	2015-18
Wass, Wade	2013-14
Waters, Johnny	1977-78
Watford, Jerry	1952-53
Watkins, Alex	2015
Watson, Brandon	1996-97
Watson, Rick	1975-76
Watts, Shane	1994
Webb, Alex	2017
Webb, Hunter	2014, 2016
Weil, Scott	1994
Welch, Ed	1953
Welch, Ronnie	1953-54
Welch, Zac	2002-05
Wells, Ashton	1962-64
Wesley, Norman	1941-42
Whatley, Jim	1933-35
Wheeler, Johnny	1973-75
Whitaker, Brett	2010-11
Whitaker, Matthew	2000
White, Chad	2001-02
White, Deron	1987
White, Ed	1948-50
White, James	1973-75
White, Mikey	2013-15
White, Tyler	2009-10
Whitfield, Wes	1988
Wilhite, J.C.	2014-15
Whorton, Ronnie	1979-80
Wiggins, Mike	1985-86
Wigginton, Derek	1999
Williams, Cary	1988-89
Williams, Ted	1984-86
Williams, Tyler	1987
Williamson, Drew	2019-Present
Wilson, Peyton	2020-21
Wilson, Ross	2008-10
Wimbish, Jon	1962-63
Windsor, Adam	2010-12
Wingard, Ernie	1920-21
Winstead, Gene	1964
Wolfe, Taylor	2010-13
Woltz, Claude	1941
Wood, Chris "Pug"	1994
Wood, Darren	1998-2000
Wood, Gene	2016-17, 2019
Wood, James	1973
Woodruff, Glenn	1970-72
Woods, Pat	1989-90
Woodward, Jared	2001-03
Worthington Sr., Al	1949-51
Worthington Jr., Al	1976
Wright, Connor	2017
Wright, Johnny	1977-78
Wyhonic, John	1940-41

Y

Yonker, Rob	1990
Youell, David	1970-72
Young, Tim	1995-96

Z

Zachin, David	1974-75
Zitkus, David	1980-81
Zylstra, Jason	2011-12

UNIVERSITY OF ALABAMA ALL-TIME MAJOR LEAGUE BASEBALL PLAYERS

Alex Avila	Detroit Tigers (2009-15) Chicago White Sox (2016) Detroit Tigers (2017) Chicago Cubs (2017) Arizona Diamondbacks (2018-19) Minnesota Twins (2020) Washington Nationals (2021)
Emil "Red" Barnes	Washington Senators (1927-30) Chicago White Sox (1930)
John Baumgartner	Detroit Tigers (1953)
Jack Bolling	Philadelphia A's (1939) Brooklyn Dodgers (1944)
Daniel Boone	Philadelphia A's (1919) Detroit Tigers (1920) Cleveland Indians (1921-22)
Ike Boone	Boston Red Sox (1923-25) Chicago White Sox (1927) Brooklyn Dodgers (1928-30)
Vic Bradford	New York Giants (1943)
Jeremy Brown	Oakland A's (2006)
John Campbell	Washington Senators (1933)
Andy Cohen	New York Giants (1926-29)
Syd Cohen	Washington Senators (1934-37)
Bruce Connatser	Cleveland Indians (1931-32)
Lance Cormier	Arizona Diamondbacks (2004-05) Atlanta Braves (2006-07) Baltimore Orioles (2008) Tampa Bay Rays (2009-10) Los Angeles Dodgers (2011)
Matt Downs	San Francisco Giants (2009-10) Houston Astros (2010-12)
Taylor Dugas	New York Yankees (2015)
Jim Dunn	Pittsburgh Pirates (1952)
Verdo Elmore	St. Louis Browns (1924)
Matt Foster	Chicago White Sox (2020-21)
Hersh Freeman	Boston Red Sox (1952-55) Cincinnati Reds (1955-58) Chicago Cubs (1959)
Grant Gillis	Washington Senators (1927-28) Boston Red Sox (1929)
Taylor Guilbeau	Seattle Mariners (2019-20) Arizona Diamondbacks (2021)
Jackie Hayes	Washington Senators (1927-31) Chicago White Sox (1932-40)
Greg Hibbard	Chicago White Sox (1989-92) Chicago Cubs (1993) Seattle Mariners (1994)
Walter Hilcher	Cincinnati Reds (1931-36)
Butch Hobson	Boston Red Sox (1975-80) California Angels (1981) New York Yankees (1982)
Randy Hunt	St. Louis Cardinals (1985) Montreal Expos (1986)
Tommy Hunter	Texas Rangers (2008-11) Baltimore Orioles (2011-15) Chicago Cubs (2015) Cleveland Indians (2016) Tampa Bay Rays (2017) Philadelphia Phillies (2018-20) New York Mets (2021)

Bryan Kelly	Detroit Tigers (1986-87)
Jack Kubiszyn	Cleveland Indians (1961-62)
Doc Land	Washington Senators (1929)
Al Lary	Chicago Cubs (1954-55)
Frank Lary	Detroit Tigers (1954-64) New York Mets (1964) Milwaukee Brewers (1964) New York Mets (1965) Chicago White Sox (1965)
Wade LeBlanc	San Diego Padres (2008-11) Miami Marlins (2012-13) Los Angeles Angels (2014) New York Yankees (2014) Los Angeles Angels of Anaheim (2014) Seattle Mariners (2016) Pittsburgh Pirates (2016-17) Seattle Mariners (2018-19) Baltimore Orioles (2020-21) St. Louis Cardinals (2021)
David Magadan	New York Mets (1986-92) Florida Marlins (1993) Seattle Mariners (1993) Florida Marlins (1994) Houston Astros (1995) Chicago Cubs (1996) Oakland A's (1997-98) San Diego Padres (1999-2000)
Frank Menechino	Oakland A's (1999-2004) Toronto Blue Jays (2004-05)
Dustan Mohr	Minnesota Twins (2001-03) San Francisco Giants (2004) Colorado Rockies (2005) Boston Red Sox (2006) Tampa Bay Rays (2007)
Adam Morgan	Philadelphia Phillies (2015-20) Chicago Cubs (2021)
Guy "Moose" Morton	Cleveland Indians (1914-24)
Jimmy Nelson	Milwaukee Brewers (2013-19) Los Angeles Dodgers (2020-21)
Ray Pepper	St. Louis Cardinals (1932-36)
Andy Phillips	New York Yankees (2004-07) Cincinnati Reds (2008) New York Yankees (2008)
Paul Phillips	Kansas City Royals (2004-07) Chicago White Sox (2008) Colorado Rockies (2009-10)
Del Pratt	St. Louis Browns (1912-1917) New York Yankees (1918-20) Boston Red Sox (1921-22) Detroit Tigers (1923-24)
Frank Pratt	Chicago White Sox (1921)
David Robertson	New York Yankees (2008-14) Chicago White Sox (2015-16) Chicago White Sox (2017) New York Yankees (2017-18) Philadelphia Phillies (2019-20) Tampa Bay Rays (2021)
Lee Rogers	Boston Red Sox (1938) Brooklyn Dodgers (1938)
Max Rosenfeld	Brooklyn Dodgers (1931-33)

Josh Rutledge	Colorado Rockies (2012-14) Los Angeles Angels of Anaheim (2015) Boston Red Sox (2015-17)
Mo Sanford	Cincinnati Reds (1991) Colorado Rockies (1993) Minnesota Twins (1995)
Skeeter Scalzi	New York Giants (1939)
LeGrant Scott	Philadelphia A's (1939)
Ken Sears	New York Yankees (1943) St. Louis Cardinals (1946)
Joe Sewell	Cleveland Indians (1920-30) New York Yankees (1931-33)
Luke Sewell	Cleveland Indians (1921-32) Washington Senators (1933-34) Chicago White Sox (1935-38) Cleveland Indians (1939) St. Louis Brown (1942)
Tommy Sewell	Chicago Cubs (1927)
Jim Sheehan	New York Giants (1936)
Craig Shipley	Los Angeles Dodgers (1986-87) New York Mets (1989) San Diego Padres (1991-94) Houston Astros (1995) San Diego Padres (1996-97) Anaheim Angels (1998)
Fred Sington	Washington Senators (1934-37) Brooklyn Dodgers (1938-39)
Bobby Sprowl	Boston Red Sox (1978) Houston Astros (1979-81)
Riggs Stephenson	Cleveland Indians (1921-25) Chicago Cubs (1926-34)
Lena Stiles	Philadelphia A's (1919-21) Cincinnati Reds (1930-31)
Jim Tabor	Boston Red Sox (1938-44) Philadelphia A's (1946-47)
Taylor Tankersley	Florida Marlins (2006-10)
Spencer Turnbull	Detroit Tigers (2018-21)
Joe Vitiello	Kansas City Royals (1995-99) San Diego Padres (2000) Montreal Expos (2003)
Ed White	Chicago White Sox (1955)
Ernie Wingard	St. Louis Brown (1924-27)
Al Worthington	New York Giants (1953-57) San Francisco Giants (1958-59) Boston Red Sox (1960) Chicago White Sox (1960) Cincinnati Reds (1963-64) Minnesota Twins (1964-69)
Tim Young	Montreal Expos (1998) Boston Red Sox (2000)

BOLD indicates that a player was rostered or played on an MLB team in 2021

WORLD SERIES CHAMPIONS

1920	Joe Sewell, SS	Cleveland
1932	Joe Sewell, SS	New York Yankees
2009	David Robertson, RHP	New York Yankees

ALABAMA PLAYERS IN WORLD SERIES

1920	Joe Sewell, SS	Cleveland
1929	Riggs Stephenson, OF	Chicago Cubs
1932	Joe Sewell, SS	New York Yankees
	Riggs Stephenson, OF	Chicago Cubs
1933	Luke Sewell, OF	Washington
1944	Luke Sewell, MGR	St. Louis Browns
1965	Al Worthington, P	Minnesota
2009	David Robertson, RHP	New York Yankees
2010	Tommy Hunter, RHP	Texas
2012	Alex Avila, C	Detroit

ALABAMA PLAYERS IN LCS

1969	Al Worthington, P	Minnesota
1978	Bobby Sprowl, P	Boston
	Butch Hobson, 3B	Boston
1980	Bobby Sprowl, P	Houston
1981	Bobby Sprowl, P	Houston
1985	Randy Hunt, C	St. Louis
2001	Frank Menechino, 2B	Oakland
2009	David Robertson, RHP	New York Yankees
2010	Tommy Hunter, RHP	Texas
2011	Alex Avila, C	Detroit
2012	Alex Avila, C	Detroit
	David Robertson, RHP	New York Yankees
2013	Alex Avila, C	Detroit
2014	Tommy Hunter, RHP	Baltimore
2017	Alex Avila, C	Chicago Cubs
	David Robertson, RHP	New York Yankees

ALABAMA PLAYERS IN DIVISIONAL PLAYOFFS

2000	Frank Menechino, 2B	Oakland
2001	Frank Menechino, 2B	Oakland
2002	Dustan Mohr, RF	Minnesota
2006	Andy Phillips, 1B	New York Yankees
2009	David Robertson, RHP	New York Yankees
2010	David Robertson, RHP	New York Yankees
	Tommy Hunter, RHP	Texas
2011	Alex Avila, C	Detroit
	David Robertson, RHP	New York Yankees
2012	Alex Avila, C	Detroit
	David Robertson, RHP	New York Yankees
	Tommy Hunter, RHP	Baltimore
2013	Alex Avila, C	Detroit
2014	Alex Avila, C	Detroit
	Tommy Hunter, RHP	Baltimore
2017	Alex Avila, C	Chicago Cubs
	David Robertson, RHP	New York Yankees
2018	David Robertson, RHP	New York Yankees
2020	Alex Avila, C	Minnesota Twins
	Matt Foster, RHP	Chicago White Sox
2021	David Robertson, RHP	Tampa Bay Rays

ALABAMA PLAYERS IN MLB ALL-STAR GAME

1937	Luke Sewell, C	American
1960	Frank Lary, RHP (Game 1)	American
	Frank Lary, RHP (Game 2)	American
1961	Frank Lary, RHP (Game 1)	American
	Frank Lary, RHP (Game 2)	American
2011	David Robertson, RHP	American
	Alex Avila, C	American

FIRST-ROUND PICKS

1991	Joe Vitiello, OF	Kansas City (7th Overall)
2002	Jeremy Brown, C	Oakland (35th Overall)
2004	Taylor Tankersley, LHP	Florida (27th Overall)
2007	Tommy Hunter, RHP	Texas (54th Overall)

MAJOR LEAGUE MANAGERS

Andy Cohen, 1960	Philadelphia Phillies Record: 1-0 (1.000)
Butch Hobson, 1992-94	Boston Red Sox Record: 202-232 (.472)
Luke Sewell, 1941-46, 49-52	St. Louis Browns Record: 606-644 (.481)

ALABAMA MLB DRAFT AND FREE AGENTS

1909

Del Pratt, INF (St. Louis Browns)

1916

Turkey Bowman, P (St. Louis Browns)

1919Dan Boone, RHP (Cleveland Indians)
Ike Boone, OF (New York Giants)
Joe Sewell, SS (Cleveland Indians)
Lena Stiles, C (Philadelphia A's)**1920**Luke Sewell, INF (Cleveland Indians)
Ernest Wingard, LHP (St. Louis Browns)**1921**

Riggs Stephenson, OF (Cleveland Indians)

1924

Max Rosenfeld, OF (Brooklyn Dodgers)

1925

Andy Cohen, OF (New York Giants)

1926Emil Barnes, OF (Washington Senators)
Broadus Connaster, 1B (Cleveland Indians)
Verdo Elmore, OF (St. Louis Browns)
Grant Gillis, 2B (Washington Senators)**1927**Whitey Campbell, P (Washington Senators)
Frank Chambers, C (New York Yankees)
Syd Cohen, LHP (Washington Senators)
Jack H. Hayes, OF (Washington Senators)
Ray Pepper, OF (St. Louis Browns)**1930**

Walter Hilcher, RHP (Cincinnati Reds)

1934Legrant Scott, OF (Philadelphia A's)
Fred Sington, OF (Brooklyn Dodgers)**1935**Millard Howell, OF (Detroit Tigers)
Lee Rogers, LHP (Boston Red Sox)
Jim Tabor, INF (Boston Red Sox)**1936**

Frank Scalzi, SS (New York Giants)

1937Blackie Caldwell, OF (New York Yankees)
Kenny Sears, C (New York Yankees)**1939**

Vic Bradford, OF (New York Giants)

1942

Pete Lewis, OF (Boston Red Sox)

1945

Blackie Thompson, 2B (St. Louis Browns)

1950

Frank Lary, RHP (Detroit Tigers)

1951Herschel Freeman, RHP (Boston Red Sox)
Al Worthington, RHP (New York Giants)**1952**Bill Dunn, RHP (Pittsburgh Pirates)
Al Lary, RHP (Detroit Tigers)**1955**

Gene Lary, RHP (Cleveland Indians)

1958

Jack Kubiszyn, SS (Cleveland Indians)

1963

Jerry Ellis, OF (Houston Colt 45s)

1966

Kenny Stabler, LHP (10th, New York Yankees)

1967Kenny Stabler, LHP (11th, New York Mets)
Fred Glass, RHP (18th, San Francisco Giants)**1968**Kenny Stabler, LHP (2nd, Houston Astros)
Stan Moss, 3B (23rd, Boston Red Sox)
*Eddie Propst, P (San Diego Padres)**1969***Jackie Glover, P (Oakland A's)
*J.C. Ranelli, INF (Pittsburgh Pirates)
*Jack Traffanstedt, OF (Oakland A's)**1972**Rex Bynum, OF (6th, Cleveland Indians)
*Glenn Woodruff, C (Cleveland Indians)**1973**

Butch Hobson, 3B (8th, Boston Red Sox)

1977Bobby Sprowl, LHP (2nd, Boston Red Sox)
*Jeff Tillman, 1B (New York Yankees)**1979**

*Steve Houlberg, SS (Detroit Tigers)

1980

*David Atkins, C (New York Yankees)

1981Bryan Kelly, RHP (6th, Detroit Tigers)
*Randy Hunt, C (St. Louis Cardinals)
*David Moyer, 3B (Baltimore Orioles)**1982***Kevin Brown, P (New York Mets)
*Chris Glass, 2B (San Diego Padres)**1983**David Magadan, 1B (2nd, New York Mets)
Alan Dunn, RHP (4th, Detroit Tigers)
Richard Browne, LHP (8th, Cleveland Indians)
Tim Meacham, RHP (9th, Montreal Expos)
Frank Velleggia, C (26th, New York Mets)
Bret Elbin, 3B (31st, Texas Rangers)
*Charles Mathison, RHP (New York Yankees)
*Craig Shipley, SS (Los Angeles Dodgers)
*Dana Williams, SS (Boston Red Sox)**1984**Allan Stallings, OF (7th, Cincinnati Reds)
Troy Brauchle, RHP (14th, Kansas City Royals)
Tim Meacham, RHP (18th, Atlanta Braves)
Frank Velleggia, C (19th, Baltimore Orioles)**1985**

*Jeff Oyster, RHP (St. Louis Cardinals)

1986Pat Bailey, C (5th, Kansas City Royals)
Doug Duke, C (7th, Montreal Expos)
Ted Williams, OF (8th, Seattle Mariners)
Greg Hibbard, LHP (16th, Kansas City Royals)
Eddie Looper, 3B (21st, St. Louis Cardinals)
Mike Twardoski, OF (29th, Cleveland Indians)
*Pete Roberts, LHP (San Diego Padres)
*Mike Sander, RHP (Baltimore Orioles)
*Mike Qualls, 2B (Chicago White Sox)**1987**Mike Soddors, LHP (25th, Montreal Expos)
*Gordie Hershisier, RHP (Los Angeles Dodgers)
*Mike Thompson, RHP (Boston Red Sox)
*Ken Trusky, OF (Pittsburgh Pirates)**1988**Jason Bridges, OF (25th, New York Yankees)
David Oropeza, RHP (26th, Montreal Expos)
Mike Soddors, LHP (29th, Chicago Cubs)
Mo Sanford, RHP (32nd, Cincinnati Reds)
Robert Fletcher, 2B (50th, Chicago White Sox)**1989**Cary Williams, OF (10th, Philadelphia Phillies)
Mike Soper, RHP (37th, Cleveland Indians)**1990***Greg Hammond, C (Cincinnati Reds)
*Jon Henn, RHP (Kansas City Royals)
*Mark Roberts, RHP (Kansas City Royals)**1991**Joe Vitiello, OF (1st, Kansas City Royals)
Mick Kerns, OF (6th, Anaheim Angels)
Ben Short, RHP (14th, New York Yankees)
Matt Allen, C (19th, Montreal Expos)
Dennis Walsh, LHP (45th, Detroit Tigers)
Phil Doyle, 3B (52nd, Atlanta Braves)**1992**Mick Kerns, OF (9th, California Angels)
*Juan DeBrand, SS (Boston Red Sox)**1993**Frank Menechino, 2B (45th, Chicago White Sox)
*Al Drummheller, LHP (New York Yankees)**1994**Steve Shoemaker, RHP (4th, New York Yankees)
Jerry Stubbs, RHP (12th, Montreal Expos)
Jason Jordan, 1B (54th, New York Yankees)
*Mike MacDonald, RHP (Kansas City Royals)**1995**Chris Moller, 1B (17th, Chicago Cubs)
Dax Norris, C (25th, Chicago Cubs)
Will Schleuss, LHP (36th, Cincinnati Reds)**1996**Skip Ames, RHP (3rd, Chicago Cubs)
Doug Hall, OF (6th, Chicago Cubs)
Corey Spiers, LHP (8th, Minnesota Twins)
Byron Tribe, RHP (16th, Chicago White Sox)
Joel Colgrove, RHP (18th, Oakland A's)
Tim Young, LHP (19th, Montreal Expos)
Joe Caruso, 2B (19th, Oakland A's)
Brett Taft, SS (19th, Kansas City Royals)
Dax Norris, C (23rd, Atlanta Braves)
Kevin Nichols, 1B (28th, Philadelphia Phillies)**1997**Roberto Vaz, OF (7th, Oakland A's)
Dustan Mohr, OF (9th, Cleveland Indians)
Joe Caruso, 2B (11th, Kansas City Royals)
David Tidwell, OF (16th, Cincinnati Reds)
*Doug Hurst, RHP (Cincinnati Reds)**1998**Pete Fisher, RHP (4th, Minnesota Twins)
Paul Phillips, C (9th, Kansas City Royals)
Jarrod Kingrey, RHP (10th, Toronto Blue Jays)
Matt Frick, C (21st, Florida Marlins)
Justin Smith, LHP (27th, New York Mets)**1999**Andy Phillips, INF (7th, New York Yankees)
Justin Smith, LHP (10th, Seattle Mariners)
G.W. Keller, OF (18th, Oakland A's)
*Manny Torres, RHP (Cincinnati Reds)**2000**Sam Bozanich, 2B (8th, New York Yankees)
Kelley Gulleddge, C (10th, Minnesota Twins)
Derek Wigginton, OF (13th, Chicago White Sox)
*John Blankenship, LHP (New York Yankees)**2001**Aaron Clark, 1B (8th, Tampa Bay Devil Rays)
Lance Cormier, RHP (10th, Houston Astros)
Mark Carter, LHP (19th, Chicago Cubs)
Jeremy Brown, C (19th, Boston Red Sox)
Casey Lambert, SS (24th, Colorado Rockies)**2002**Jeremy Brown, C (1st, Oakland A's)
Lance Cormier, RHP (4th, Arizona Diamondbacks)
Scott McClanahan, OF (11th, New York Yankees)
Shane Sanders, RHP (49th, Tampa Bay Devil Rays)**2003**Beau Heard, OF (10th, Houston Astros)
Adam Pavkovich, SS (11th, Anaheim Angels)
Brian Reed, RHP (27th, Toronto Blue Jays)**2004**

Taylor Tankersley, LHP (1st, Florida Marlins)

2005Trey Shields, RHP (9th, Oakland A's)
Brent Carter, LHP (16th, San Diego Padres)
Spencer Pennington, OF (32nd, Milwaukee Brewers)
T.J. Large, RHP (36th, Boston Red Sox)**2006**Wade LeBlanc, LHP (2nd, San Diego Padres)
Emeel Salem, OF (10th, Baltimore Orioles)
Kody Valverde, C (10th, San Diego Padres)
David Robertson, RHP (17th, New York Yankees)
Jordan Davis, RHP (19th, Florida Marlins)
Matt Downs, INF (36th, San Francisco Giants)
Jake McCarter, RHP (45th, Boston Red Sox)
Evan Bush, INF (48th, San Francisco Giants)**2007**Tommy Hunter, RHP (1st, Texas Rangers)
Emeel Salem, OF (6th, Tampa Bay Rays)
Cale Iorg, SS (6th, Detroit Tigers)
Greg Paiml, SS (15th, Chicago White Sox)**2008**Alex Avila, C (5th, Detroit Tigers)
Miers Quigley, LHP (36th, Minnesota Twins)
Josh Copeland, RHP (47th, Anaheim Angels)**2009**Kent Matthes, OF (4th, Colorado Rockies)
Vin DiFazio, C (12th, Texas Rangers)
Del Howell, LHP (15th, Milwaukee Brewers)
Austin Hyatt, RHP (15th, Philadelphia Phillies)
Austin Evans, RHP (36th, Cleveland Indians)
Brandon May, INF (36th, Chicago Cubs)**2010**Jimmy Nelson, RHP (2nd, Milwaukee Brewers)
Josh Rutledge, INF (3rd, Colorado Rockies)
Ross Wilson, INF (10th, Chicago White Sox)
Jake Smith, INF (15th, Philadelphia Phillies)
Tyler White, RHP (20th, Detroit Tigers)
Jason Townsend, RHP (31st, Pittsburgh Pirates)
Clay Jones, INF (32nd, Detroit Tigers)**2011**Adam Morgan, LHP (3rd, Philadelphia Phillies)
Taylor Dugas, OF (8th, Chicago Cubs)
Nathan Kilcrease, RHP (30th, Oakland A's)
Brock Bennett, C (33rd, San Francisco Giants)**2012**Taylor Dugas, OF (8th, New York Yankees)
Ian Gardeck, RHP (16th, San Francisco Giants)
Jared Reaves, SS (25th, Detroit Tigers)**2013**Charley Sullivan, RHP (29th, Detroit Tigers)
Brett Booth, C (34th, Houston Astros)**2014**Spencer Turnbull, RHP (2nd, Detroit Tigers)
Ben Moore, OF/C (8th, Boston Red Sox)
Justin Kamplain, LHP (18th, New York Yankees)
Austen Smith, 1B (33rd, Miami Marlins)
*Wade Wass, C (Los Angeles Angels)**2015**Mikey White, SS (2nd, Oakland Athletics)
Casey Hughston, OF (3rd, Pittsburgh Pirates)
Taylor Guilbeau, LHP (10th, Washington Nationals)
Kyle Overstreet, C (14th, San Diego Padres)
Will Carter, RHP (14th, New York Yankees)
Georgie Salem, OF (39th, Arizona Diamondbacks)**2016**Thomas Burrows, LHP (4th, Seattle Mariners)
Nick Eicholtz, RHP (13th, Miami Marlins)
Will Haynie, C (16th, Colorado Rockies)
Matt Foster, RHP (20th, Chicago White Sox)
Colton Freeman, RHP (20th, Chicago Cubs)
Geoffrey Bramblett, RHP (30th, Kansas City Royals)
*Daniel Cucjen, INF (Pittsburgh Pirates)**2017**Garrett Suchey, RHP (26th, Kansas City Royals)
Chandler Taylor, OF (27th, Minnesota Twins)**2018**Jake Walters, RHP (9th, Miami Marlins)
Chandler Taylor, LF (10th, Houston Astros)
Cobie Vance, SS (18th, Oakland Athletics)
Jett Manning, SS (20th, San Francisco Giants)
Chandler Avant, 2B (30th, New York Mets)**2019**Deacon Medders, RHP (20th, San Diego Padres)
Davis Vainer, RHP (21st, Houston Astros)
Morgan McCullough, SS (22nd, Los Angeles Angels)
Jeremy Randolph, RHP (26th, St. Louis Cardinals)
Brock Love, RHP (34th, Miami Marlins)**2020**Tyler Gentry, OF (3rd, Kansas City Royals)
*Brett Auerbach, UT/L/C (San Francisco Giants)
*Casey Cobb, RHP (Boston Red Sox)

The 2020 MLB Draft was shortened to five rounds.

2021Peyton Wilson, 2B (2nd, Kansas City Royals)
Dylan Smith, RHP (3rd, Detroit Tigers)
Chase Lee, RHP (6th, Texas Rangers)
Sam Praytor, C (6th, Miami Marlins)
Tyler Ras, RHP (14th, Colorado Rockies)**Bold indicates first-round selection***Position listed is what the player was drafted as*

* - Signed as non-drafted free agent

(Draft did not exist until 1965)

^ - June secondary draft

CRIMSON TIDE SPORTS NETWORK


ON THE RADIO



Jim Carabin
General Manager, CTSN



Chris Stewart
Play-by-Play



Roger Hoover
Play-by-Play / Color

All the exciting action of Alabama baseball can be heard throughout the 2022 season on the Crimson Tide Sports Network.

The baseball network is a service of Crimson Tide Sports Marketing, which is a property of Learfield Communications. An industry leader for more than four decades, Learfield has a deep presence in the college athletics landscape nationwide. It manages the multimedia and sponsorship rights for 125 collegiate institutions, conferences and arenas, and supports athletic departments at all competitive levels as title sponsor of the prestigious Learfield Directors' Cup. Learfield also provides its collegiate partners access to professional concessions and ticket sales; licensing and trademark consulting; digital and social platform expertise; and venue and technology systems through its affiliated companies. For more information, visit learfield.com. Jim Carabin serves as CTSN's general manager.

For the 24th consecutive season, CTSN will carry the Crimson Tide baseball games on a state-wide network. The games also are available on the internet and select Southeastern Conference games will be aired on XM Satellite Radio. The network's flagship stations are in Birmingham and Tuscaloosa. Birmingham affiliates include WENN-FM (100.1), WENN-AM (1320) and WBHJ-HD3 (95.7-3). The Tuscaloosa affiliates are TIDE-FM (100.9) and WTUG-HD2 (100.9).

Alabama baseball is also the topic of conversation each Monday night from 6-7 p.m. on the popular weekly call-in show "Hey, Coach!". Roger Hoover hosts the program and chats with head coach Brad Bohannon and Alabama players each Monday night throughout the season. The show airs live from Baumhower's Victory Grille in Tuscaloosa. Fans can join the program by calling toll free (877) 202.2262.

The Crimson Tide's unique 30-minute weekly sports magazine television program, "TIDETV This Week," shows highlights, interviews and previews on the Crimson Tide baseball team all season.

Chris Stewart and Hoover will call all the exciting action of Alabama baseball this season on the 30-plus station network.

A veteran play-by-play voice, Stewart enters his 23rd season on the Tide baseball broadcasts. He is a five-time (2004, 2007, 2008, 2009 and 2016) Alabama SportsCaster of the Year recipient by the National SportsCasters and Sportswriters Association (NSSA).

Stewart is in his 34th year in broadcasting, with the 2021-22 men's basketball season being his 20th as the play-by-play announcer for the Crimson Tide Sports Network. In addition to his role as the voice of Crimson Tide basketball, Stewart also serves as an in-booth reporter for CTSN's radio coverage of Crimson Tide football and as the television host of "The Nick Saban Show".

Prior to taking over the Alabama basketball play-by-play job, the Fairfield, Ala., native spent eight seasons as the radio announcer for Birmingham Southern College.

Stewart has done additional work for CSS, ESPN Regional, and Fox Sports South.

A 1992 graduate of the University of Montevallo, Stewart was honored with the school's 2009 Alumni Achievement Award. He is married to the former Christy Carmichael and has three children - Anne, Parker and Hudson.

Hoover is in his second year with the Alabama baseball radio broadcast although he has contributed play-by-play for the Crimson Tide Sports Network since 2014. Hoover's baseball experience includes five seasons calling Miami Marlins spring training baseball on the Marlins Radio Network. He called Minor League Baseball games for 12 years, including eight as the radio and television voice for the Jacksonville Jumbo Shrimp in the Marlins organization. Hoover was recognized as the 2018 Southern League Broadcaster of the Year.

Hoover and his wife Lanzi reside in Mountain Brook, Ala. The couple was married in September of 2020.

2022 ALABAMA BASEBALL RADIO NETWORK AFFILIATES

ARAB	WAFN-FM 92.7
ASHLAND	WCKF-FM 100.7
BIRMINGHAM	WENN-FM 100.1
	WENN-AM 1320
	WBHJ-HD3 95.7-3
BREWTON	WKNU-FM 106.3
COWAN (TN)	WZYX-AM 1440
CULLMAN	WFMH-AM 1340
DECATUR	WWTM-FM 94.3
	WWTM-AM 1400
FAYETTE	WLDX-FM 97.1
	WLDX-AM 990
FLORENCE	WYKT-FM 93.9
GADSDEN	WAAX-FM 101.9
	WAAX-AM 570
HATTIESBURG (MS)	WFOR-FM 92.7
	WFOR-AM 1400
HUNTSVILLE	WZZN-FM 97.7
JACKSON (AL)	WHOD-FM 94.5
LINDEN	WINL-FM 98.5
MONROEVILLE	WMFC-FM 99.3
MONTGOMERY	WLWI-AM 1440
RUSSELLVILLE	WGOL-FM 100.7
	WGOL-AM 920
SELMA	WDXX-FM 100.1
SYLACAUGA	WFEB-FM 100.9
	WFEB-AM 1340
TALLASSEE	WTLS-FM 106.5
	WTLS-AM 1300
TUSCALOOSA	TIDE-FM 100.9
	WTUG-HD2 100.9
VERNON	WJEC-FM 106.5
WINFIELD	WKXM-FM 97.7

2022 TIDE TV THIS WEEK AFFILIATES

TUSCALOOSA	WVUA-23 SATURDAY, 10:30 AM
BIRMINGHAM	WABM-68 SUNDAY, 9 PM
MONTGOMERY	WNCF-32 SATURDAY, 12 PM
HUNTSVILLE	WAMY-8 SATURDAY, 9 AM

2022 OPPONENTS

ALABAMA STATE (Feb. 23 in Tuscaloosa)

Head Coach	Jose Vazquez	SID	Travis Jarome
2021 Record	23-19, 14-7 SWAC	SID Email	tjarome@alasu.edu
2021 vs. Alabama	N/A	SID Phone	(334) 229.2601
All-Time vs. Alabama	0-8	Website	BamaStateSports.com

ARKANSAS RAZORBACKS (May 19-21 in Tuscaloosa)

Head Coach	Dave Van Horn	SID	Oliver Grigg
2021 Record	50-13, 22-8 SEC	SID Email	ogrigg@uark.edu
2021 vs. Alabama	2-1	SID Phone	(479) 575.7696
All-Time vs. Alabama	45-49	Website	ArkansasRazorbacks.com

AUBURN TIGERS (May 13-15 in Auburn, Ala.)

Head Coach	Butch Thompson	SID	George Nunnelley
2021 Record	25-27, 10-20 SEC	SID Email	gwn0001@auburn.edu
2021 vs. Alabama	1-2	SID Phone	(502) 609.9982
All-Time vs. Alabama	137-165	Website	AuburnTigers.com

BELMONT BRUINS (April 12 in Tuscaloosa)

Head Coach	Dave Jarvis	SID	Noah Syverson
2021 Record	22-30, 14-16 OVC	SID Email	noah.syverson@belmont.edu
2021 vs. Alabama	N/A	SID Phone	(615) 460.8023
All-Time vs. Alabama	0-1	Website	BelmontBruins.com

BINGHAMTON BEARCATS (March 11-13 in Tuscaloosa)

Head Coach	Tim Sinicki	SID	John Hartrick
2021 Record	16-20, 16-20 AEC	SID Email	hartrick@binghamton.edu
2021 vs. Alabama	N/A	SID Phone	(607) 777.6800
All-Time vs. Alabama	N/A	Website	BUBearcats.com

FLORIDA GATORS (March 18-20 in Tuscaloosa)

Head Coach	Kevin O' Sullivan	SID	Sullivan Bortner
2021 Record	38-22, 17-13 SEC	SID Email	sullivanb@gators.ufl.edu
2021 vs. Alabama	1-0	SID Phone	(352) 375.4683
All-Time vs. Alabama	64-57	Website	FloridaGators.com

GEORGIA BULLDOGS (April 22-24 in Tuscaloosa)

Head Coach	Scott Stricklin	SID	Christopher Lakos
2021 Record	31-25, 13-17 SEC	SID Email	clakos@sports.uga.edu
2021 vs. Alabama	N/A	SID Phone	(706) 542.7994
All-Time vs. Alabama	75-72-2	Website	GeorgiaDogs.com

JACKSONVILLE STATE GAMECOCKS (Feb. 22 in Tuscaloosa)

Head Coach	Jim Case	SID	Tony Schmidt
2021 Record	26-27, 16-14 OVC	SID Email	aschmidt@jsu.edu
2021 vs. Alabama	0-2	SID Phone	(256) 782.5377
All-Time vs. Alabama	10-33	Website	JSUGamecockSports.com

LSU TIGERS (May 6-8 in Tuscaloosa)

Head Coach	Jay Johnson	SID	Bill Franques
2021 Record	38-25, 13-17 SEC	SID Email	wfranqu@lsu.edu
2021 vs. Alabama	2-1	SID Phone	(225) 578.2527
All-Time vs. Alabama	171-204-3	Website	LSUsports.net

MIDDLE TENNESSEE RAIDERS (March 8 in Tuscaloosa)

Head Coach	Jim Toman	SID	Tony Stinnett
2021 Record	24-29-1, 12-19-1 USA	SID Email	stinnett@goblueraiders.com
2021 vs. Alabama	N/A	SID Phone	(615) 898.5270
All-Time vs. Alabama	9-20	Website	GoBlueRaiders.com

MISSISSIPPI STATE BULLDOGS (March 25-27 Starkville, Miss.)

Head Coach	Chris Lemonis	SID	Anna Claire Thomas
2021 Record	50-18, 20-10 SEC	SID Email	achthomas@athletics.msstate.edu
2021 vs. Alabama	3-0	SID Phone	(662) 325.0972
All-Time vs. Alabama	204-214-4	Website	HailState.com

MURRAY STATE RACERS (March 4-6 in Tuscaloosa)

Head Coach	Dan Skirka	SID	Clay Wagoner
2021 Record	33-25, 18-12 OVC	SID Email	cwagoner2@murraystate.edu
2021 vs. Alabama	N/A	SID Phone	(270) 809.7051
All-Time vs. Alabama	1-8	Website	GoRacers.com

NORTH ALABAMA LIONS (March 9 in Tuscaloosa)

Head Coach	Mike Keehn	SID	Jeff Hodges
2021 Record	7-40, 6-15 ASUN	SID Email	sportsinformation@una.edu
2021 vs. Alabama	0-1	SID Phone	(256) 765.4595
All-Time vs. Alabama	2-22	Website	RoarLions.com

OLE MISS REBELS (April 8-10 in Oxford, Miss.)

Head Coach	Mike Bianco	SID	Mitch Praxl
2021 Record	45-22, 18-12 SEC	SID Email	mjpraxl@olemiss.edu
2021 vs. Alabama	3-0	SID Phone	(662) 915.7896
All-Time vs. Alabama	154-211-2	Website	OleMissSports.com

SAMFORD BULLDOGS (April 5 in Tuscaloosa)

Head Coach	Tony David	SID	Joey Mullins
2021 Record	35-24, 20-10 SoCon	SID Email	jmmulli1@samford.edu
2021 vs. Alabama	0-1	SID Phone	(205) 726.2799
All-Time vs. Alabama	15-94	Website	SamfordSports.com

SOUTH ALABAMA JAGUARS (March 29 in Tuscaloosa)

Head Coach	Mark Calvi	SID	Charlie Nichols
2021 Record	36-22, 15-9 SBC	SID Email	charlesnichols@southalabama.edu
2021 vs. Alabama	0-1	SID Phone	(251) 414.8017
All-Time vs. Alabama	48-61	Website	USAJaguars.com

SOUTH CAROLINA GAMECOCKS (April 28-30 in Columbia, S.C.)

Head Coach	Mark Kingston	SID	Kent Reichert
2021 Record	34-23, 16-14 SEC	SID Email	kent2@mailbox.sc.edu
2021 vs. Alabama	0-1	SID Phone	(803) 777.5204
All-Time vs. Alabama	37-30	Website	GameCocksOnline.com

SOUTHERN MISS GOLDEN EAGLES (March 15 in Hattiesburg, Miss.)

Head Coach	Scott Berry	SID	Jack Duggan
2021 Record	40-21, 22-9 C-USA	SID Email	jack.duggan@usm.edu
2021 vs. Alabama	1-0	SID Phone	(601) 266.5947
All-Time vs. Alabama	32-74	Website	SouthernMiss.com

TENNESSEE VOLUNTEERS (April 15-17 in Knoxville, Tenn.)

Head Coach	Tony Vitello	SID	Sean Barows
2021 Record	50-18, 20-10 SEC	SID Email	sbarows@utk.edu
2021 vs. Alabama	3-2	SID Phone	(865) 974.7478
All-Time vs. Alabama	42-77	Website	UTSports.com

TENNESSEE-MARTIN SKYHAWKS (March 1 in Tuscaloosa)

Head Coach	Ryan Jenkins	SID	Brandon Burke
2021 Record	19-29, 10-17 OVC	SID Email	bburke10@utm.edu
2021 vs. Alabama	1-0	SID Phone	(731) 881.7694
All-Time vs. Alabama	1-1	Website	UTMSports.com

TEXAS LONGHORNS (Feb. 25-27 in Austin, Texas)

Head Coach	David Pierce	SID	Kevin Rodriguez
2021 Record	50-17, 17-7 Big 12	SID Email	kevin.rodriguez@athletics.utexas.edu
2021 vs. Alabama	N/A	SID Phone	(512) 471.2078
All-Time vs. Alabama	8-1	Website	TexasSports.com

TEXAS A&M AGGIES (April 1-3 in Tuscaloosa)

Head Coach	Jim Schlossnagle	SID	Thomas Dick
2021 Record	29-27, 9-21 SEC	SID Email	tdick@athletics.tamu.edu
2021 vs. Alabama	0-3	SID Phone	(979) 862.5486
All-Time vs. Alabama	17-10	Website	12thMan.com

TROY TROJANS (March 2 in Tuscaloosa)

Head Coach	Skylar Meade	SID	Brandon Mostyn
2021 Record	27-26, 13-11 SBC	SID Email	bmostyn@troy.edu
2021 vs. Alabama	0-1	SID Phone	(334) 670.5654
All-Time vs. Alabama	12-25	Website	TroyTrojans.com

UAB BLAZERS (March 22 in Birmingham, Ala.)

Head Coach	Casey Dunn	SID	Hailee Roe
2021 Record	18-36, 11-21 CUSA	SID Email	hroe@uab.edu
2021 vs. Alabama	0-1	SID Phone	(205) 934.0722
All-Time vs. Alabama	25-55	Website	UABsports.com


XAVIER MUSKETEERS (Feb. 18-20 in Tuscaloosa)

Head Coach	Billy O'Conner	SID	Hayley Schletker
2021 Record	28-26, 15-11 Big East	SID Email	schletker@xavier.edu
2021 vs. Alabama	N/A	SID Phone	(513) 745.3412
All-Time vs. Alabama	0-1	Website	GoXavier.com

RADIO/TV ROSTER



1
WILL HODO
INF/OF L-R • 6-3 • 220 • Fr.
Waynesboro, Miss.
Wayne Academy



2
JIMMY THIES
INF R-R • 6-3 • 210 • Fr.
Fort Lauderdale, Fla.
St. Thomas Aquinas




3
DOMINIC TAMEZ
C R-R • 5-10 • 205 • Jr.
San Antonio, Texas
McLennan C.C./Arkansas/Lady Bird Johnson



4
CONNOR PRIELIPP
LHP L-L • 6-2 • 210 • Jr.
Tomah, Wis.
Tomah



5
GRAHAM CRAWFORD
C S-R • 5-11 • 190 • Jr.
Hattiesburg, Miss.
Pearl River C.C./Sumrall



7
CADEN ROSE
OF/INF R-R • 5/10 • 175 • So.
Madison, Ala.
Bob Jones



8
KADE WOODS
RHP R-R • 6-3 • 200 • Fr.
Monroe, La.
Ouachita Christian



9
NATHAN SHELTON
LHP L-L • 6-1 • 185 • Fr.
Tuscaloosa, Ala.
American Christian Academy




10
JIM JARVIS
INF L-R • 5-10 • 185 • Jr.
San Diego, Calif.
Clairemont



11
WILLIAM HAMITER
OF L-R • 5-11 • 190 • Jr.
Tuscaloosa, Ala.
Northridge



12
HUNTER FURTADO
LHP R-L • 6-4 • 185 • So.
Lake Worth, Fla.
Wake Forest/The King's Academy




13
BRYCE EBLIN
INF L-R • 5-11 • 185 • So.
Greenwood, Ind.
Center Grove



14
ANTOINE JEAN
LHP R-L • 6-1 • 180 • Jr.
Montreal, Quebec
Ecole Edouard-Montpetit



16
OWEN DIODATI
OF L-R • 6-2 • 220 • Jr.
Niagara Falls, Ontario
A.N. Myer



17
HUNTER SUTE
C L-R • 5-11 • 190 • Fr.
Tuscaloosa, Ala.
American Christian Academy



18
DREW WILLIAMSON
INF L-R • 6-4 • 225 • Sr.
Brewton, Ala.
T.R. Miller



19
TRACE MOORE
LHP L-L • 6-0 • 195 • Jr.
Miramar, Fla.
Palm Beach State/Broward Col./Nova




20
TOMMY SEIDL
OF R-R • 6-1 • 210 • Sr.
Wellesley, Mass.
Harvard/St. Sebastian's School



21
ANDREW PINCKNEY
OF R-R • 6-3 • 205 • R-So.
Peachtree City, Ga.
McIntosh



22
CAMDEN HAYSLIP
OF L-L • 6-2 • 205 • Fr.
Lebanon, Tenn.
Friendship Christian




23
BRANDON CLARKE
LHP L-L • 6-4 • 225 • Fr.
Ashburn, Va.
Independence



24
ERIC FOGGO
INF R-R • 6-5 • 255 • Gr.
Hilton Head, S.C.
Stetson/Hilton Head



25
DAVIS HELLER
INF R-R • 6-8 • 250 • Jr.
Gilbert, Ariz.
South Mountain C.C./Mesquite



26
GRAYSON HITT
LHP R-L • 6-3 • 195 • So.
Germantown, Tenn.
Houston



27
BEN HESS
RHP R-R • 6-5 • 225 • Fr.
Charleston, Ill.
Charleston



28
ELI GILES
RHP R-R • 5-10 • 180 • So.
Mobile, Ala.
Faith Academy



29
BRAYDEN GAINNEY
RHP R-R • 6-0 • 200 • Jr.
Panama City, Fla.
Gulf Coast S.C./A. Crawford Mosley



30
JAKE LEGER
LHP L-L • 5-10 • 210 • Jr.
Lexington, Neb.
Iowa Western C.C./Lexington




31
WILL PORTERA
C/INF S-R • 5-10 • 185 • R-Fr.
Memphis, Tenn.
Memphis University School



32
BRAYLON MYERS
RHP L-R • 6-2 • 220 • Fr.
Bessemer, Ala.
Oak Grove




33
LUKE HOLMAN
RHP R-R • 6-4 • 185 • Fr.
Sinking Spring, Pa.
Wilson



34
JACOB MCNAIRY
RHP R-R • 6-2 • 205 • Sr.
Athens, Ala.
Athens




35
JAKE EDDINGTON
RHP R-R • 6-2 • 185 • So.
Doniphan, Mo.
Doniphan



36
HAGAN BANKS
RHP R-R • 6-4 • 200 • Fr.
Plainville, Ga.
Calhoun



37
HUNTER RUTH
RHP R-R • 6-2 • 195 • R-Sr.
Gainesville, Fla.
Palm Beach State/Florida/Buchholz




38
DYLAN RAY
RHP R-R • 6-3 • 230 • R-Fr.
New Market, Ala.
Bob Jones



39
GARRETT McMILLAN
RHP/INF L-R • 6-4 • 230 • Jr.
Tuscaloosa, Ala.
Shelton State C.C./Hillcrest



40
BROCK GUFFEY
LHP S-L • 6-1 • 190 • R-Sr.
Hoover, Ala.
Hoover



41
CONNOR BALL
LHP L-L • 6-0 • 170 • Fr.
Sterrett, Ala.
Chelsea



44
ZANE DENTON
INF S-R • 6-0 • 200 • Jr.
Brentwood, Tenn.
Ravenwood



48
LONDON GREEN
RHP R-R • 6-1 • 200 • R-Jr.
Helena, Ala.
Helena



88
HUNTER HOOPES
RHP R-R • 6-1 • 195 • Sr.
Fairfax, Va.
John A. Logan C.C./JUNC. Ashville/W.T. Woodson



6
BRAD BOHANNON
5TH YR Head Coach
Berry College, 1998



15
JASON JACKSON
5TH YR Assistant Coach (Pitching)
Florida State, 2000



42
MATT REIDA
1ST YR Assistant Coach (Rec. Coord.)
Kentucky, 2014



45
HUNTER MORRIS
1ST YR Assistant Coach (Hitting)
Auburn, 2017



JACK HOEHL
5TH YR Director of Operations
Auburn, 2012



SEAN STRYKER
5TH YR Athletic Trainer
Penn State, 2012



BRETT PRICE
4TH YR Strength & Conditioning
Troy, 2013



44 ZANE DENTON

16 OWEN DIODATI

11 WILLIAM HAMITER

14 ANTOINE JEAN

10 JIM JARVIS

A