



# Audit & Compliance Committee

February 2018

February 8, 2018

11:00 a.m. - 12:30 p.m.

West Committee Room, McNamara Alumni Center

## AUD - FEB 2018

### 1. Institutional Risk Profile, Part IV: Identify Mitigation Priorities

Docket Item Summary - Page 3

Institutional Risk Profile - Page 5

Institutional Risk Principles - Page 6

### 2. The University's Cyber Landscape and Risk Mitigation Strategies

Docket Item Summary - Page 7

Presentation Materials - Page 8

### 3. Update on Intercollegiate Athletics Control Environment

Docket Item Summary - Page 17

Presentation Materials - Page 18

### 4. Internal Audit Update

Docket Item Summary - Page 28

Internal Audit Update - Page 29

### 5. Information Items

Docket Item Summary - Page 54

Deloitte & Touche, LLP Report - Page 56

Office of Management & Budget Uniform Grant Guidance Compliance  
Audit - Page 62

Minnesota Office of Higher Education - Crookston Campus - Page 154

Minnesota Office of Higher Education - Morris Campus - Page 159

Minnesota Office of Higher Education - Duluth Campus - Page 164

Minnesota Office of Higher Education - Twin Cities & Rochester Campus  
- Page 169

NCAA Agreed-Upon-Procedures - Twin Cities - Page 174

NCAA Agreed-Upon-Procedures - Crookston - Page 189

Federal Drug Administration Agreed-Upon-Procedures for Cost  
Recovery of 131-MIBG Therapy - Page 200



# BOARD OF REGENTS DOCKET ITEM SUMMARY

---

**Audit & Compliance**

**February 8, 2018**

**AGENDA ITEM:** Institutional Risk Profile, Part IV: Identify Mitigation Priorities

**Review**                       **Review + Action**                       **Action**                       **Discussion**

*This is a report required by Board policy.*

**PRESENTERS:** Karen Hanson, Executive Vice President and Provost  
Brian Burnett, Senior Vice President

## **PURPOSE & KEY POINTS**

The purpose of this item is to continue review and discussion of the new model for the University's institutional risk profile. The discussion will focus on the identification of risk mitigation priorities.

The institutional risk profile is used to identify the greatest risks at a governance level. The proposed risk profile lists 20 risks categorized into three primary areas:

1. Business Challenges – Issues that pose risk to the fundamental teaching, research, and outreach mission and the institution's ability to maintain functionality.
2. Compliance – Issues that pose risk of failure to act in accordance with laws and regulations, institutional policies and procedures, or industry best practices.
3. Institutional Integrity – Issues that pose risk to the institution's ability to live up to its core values.

The primary reason for this new approach is that risks rising to a governance level should not be ranked by importance or impact, which a heat map-style risk profile may indicate. The proposed risk profile presents the institution's most significant risks, and acknowledges that all rise to a high level of importance at a governance level.

The proposed risk profile also connects to the Board's committee structure by identifying the appropriate Board committee for further risk mitigation discussions. The time horizon for each risk is identified, showing whether the issue would typically be dealt with in a short-term way as an isolated incident or is an ongoing challenge to the University.

## **BACKGROUND INFORMATION**

Institutional risk principles were most recently endorsed by the Board of Regents in February 2011, and recommended changes were discussed at the October 2017 committee meeting. The institutional risk profile was last updated in January 2014.

During the September, October, and December 2017 committee meetings, the committee reviewed the process and plan for updating the University's institutional risk profile; reviewed and discussed a

revised draft of risk principles; and discussed the draft institutional risk profile developed by President Kaler and his cabinet.



Category	Risk	BOR Committee	Time Horizon
<b>BUSINESS CHALLENGE</b>	Clinical Partnerships	MF / FO	ST / O
	Collaboration w/ Externalities & Joint Ventures	MF / FO	O
	Decentralization	MF / FO	O
	Employee Demographics / Succession Planning	MF / FO	O
	Facilities – Maintenance, Scope, & Alignment	FO	O
	Faculty Retention	MF / FO	O
	Information Technology – Security / Failure / Resilience / Cost	FO	O
	Intercollegiate Athletics	MF / FO	O
	International Activities	MF	ST / O
	Legal & Regulatory Compliance	MF / FO	O
	New & Disruptive Educational Models	MF	O
	Public Funding Reliability, Economic Climate, & Financial Sustainability	FO	O
	Representational Diversity	MF	O
	Shifting Enrollment Patterns	MF	O
<b>COMPLIANCE</b>	High Risk Research	MF	ST / O
	International Activities	MF	ST / O
	Legal & Regulatory Compliance	MF / FO	O
	Research or Clinical Misconduct	MF	O
<b>INSTITUTIONAL INTEGRITY</b>	Brand & Reputation Management	MF	ST / O
	Campus Safety, Climate, & Free Speech	MF / FO	ST / O
	Crisis Management	MF / FO	ST
	Intercollegiate Athletics	MF / FO	ST / O
	Sexual Misconduct – Prevention, Training, & Response	MF / FO	ST / O

**Key:**

Board Committee: FO – Finance & Operations; MF – Mission Fulfillment

Time Horizon: ST – Short-term; O – Ongoing

## Institutional Risk Principles

February 2018

Preamble: By the very nature of its mission, the University pursues many activities that inherently create risk. It is the expectation that the risks associated with these activities will be mitigated in a responsible and accountable manner. The following principles are intended to provide a framework when assessing individual risk management decisions.

1. High tolerance for mitigated risks in the pursuit of innovative, breakthrough research, scholarship and public engagement.
2. High tolerance for strategic risk-taking that has potential to enhance instructional quality.
3. High tolerance for strategic risk-taking to promote productivity, creativity and reputation.
4. Moderate risk tolerance for rewarded financial risk.
5. Low tolerance for risks posing potential for damage to the University's brand and/or reputation.
6. Low tolerance for risks arising from inappropriate discharge of fiduciary responsibilities.
7. Low tolerance for risks that undermine actual safety, or the perception of safety, on our campuses.
8. Zero tolerance for intentional non-compliance with laws or regulations.



# BOARD OF REGENTS DOCKET ITEM SUMMARY

---

**Audit & Compliance**

**February 8, 2017**

**AGENDA ITEM:** The University's Cyber Landscape and Risk Mitigation Strategies

**Review**                       **Review + Action**                       **Action**                       **Discussion**

*This is a report required by Board policy.*

**PRESENTERS:** Bernard Gulachek, Vice President, Information Technology and Chief Information Officer  
Brian Dahlin, Chief Information Security Officer

## **PURPOSE & KEY POINTS**

The purpose of this item is to discuss the University's cyber landscape and cyber-attack risk mitigation efforts. The discussion will address:

- A review of the cyber-threats, including several high-profile examples from 2017 that the University routinely faces and manages through its day-to-day operations.
- Risk management as a significant component to the security program, as it helps the institution translate known cyber-threats that challenge different industries into a manageable and sustainable program for the institution.
- An overview of the University's information security program and a comparison to peer institutions in regard to maturity as it continues to address information security challenges at the University and in the context of the higher education landscape.
- The value of a risk-based security approach to the sustainability of a long-term information security program at the University.
- Risk tolerance as it relates to information security and the cultural cost/benefit balance inherent in investing resources that mature the University's information security framework over time.
- An update on recent advancements to the University's information security program, including user education and outreach, policy changes, and investments including the University's system-wide network upgrade.

## **BACKGROUND INFORMATION**

The University implemented a standards-based, comprehensive information security program in 2014, a component of which is dedicated to risk management. Recent Board discussions include:

- May 2017: *Information Technology Audit Outcomes and Cost of Compliance*, Audit & Compliance.
- May 2016: *Update on Remediation of Information Technology Audit Findings*, Audit & Compliance.

# The University's Cyber Landscape and Risk Mitigation Strategies

Bernard Gulachek, Vice President of Information Technology & CIO  
Brian Dahlin, Chief Information Security Officer

Board of Regents Audit Committee

February 8, 2018

**SENIOR VICE PRESIDENT FOR FINANCE AND OPERATIONS**

World Class Services for a World Class University



Office of Information Technology

---

UNIVERSITY OF MINNESOTA  
Page 8 of 203

# Top 2017 Information Security Breaches

- WannaCry (*300,000 machines*)
- Dow Jones & Co. (*2.2 million records*)
- World Wrestling Entertainment (*3 million records*)
- Kansas Dept. of Commerce (*5.5 million records*)
- Verizon (*14 million records*)
- Dun & Bradstreet (*33.7 million records*)
- Equifax (*143 million records*)
- Republican National Committee (*200 million records*)
- Yahoo (*3 billion email accounts*)



# Top Security Challenges for Higher Education


Increasing Cyber  
Threats

Regulatory  
Obligations

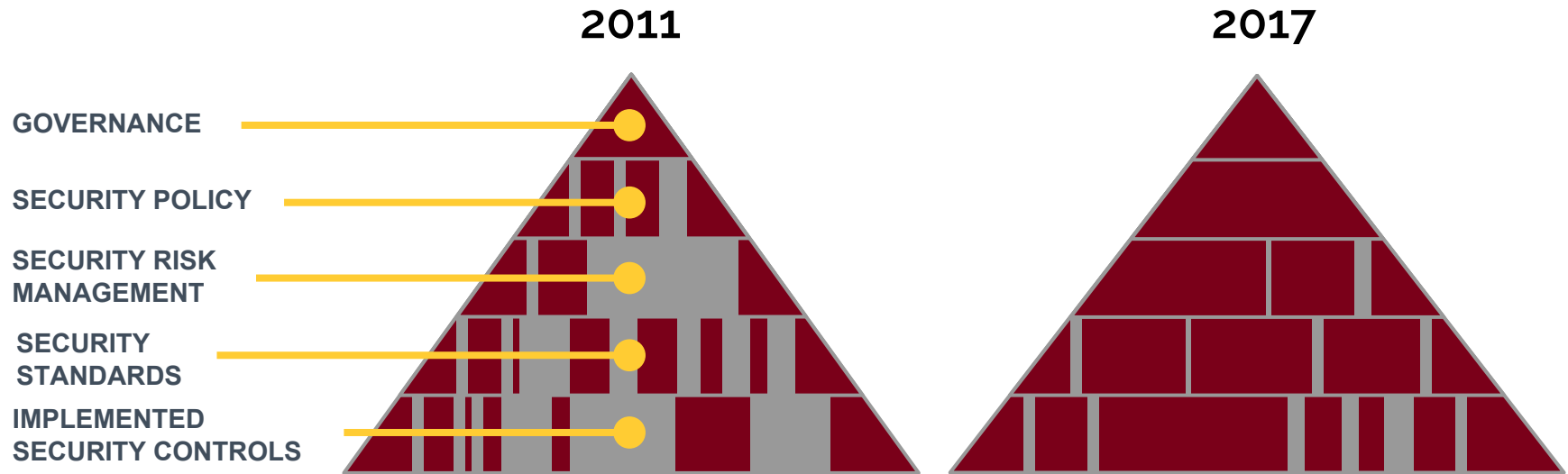
Collaborative  
Culture



# Information Security Framework Model

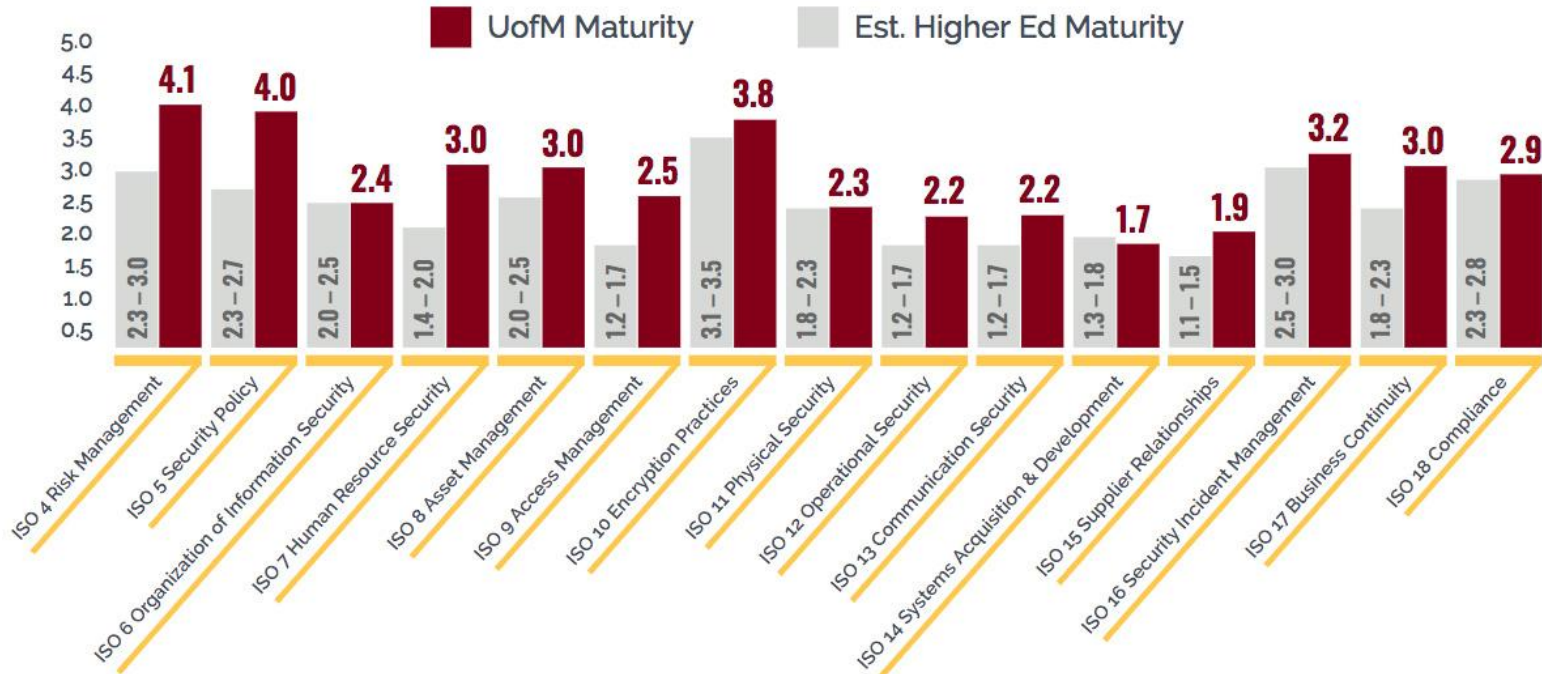


# The University's Information Security Framework





The information security framework establishes the foundation to meet the University's needs and provides due diligence for security in higher education.



# Development Highlights

Two Factor  
Authentication

- Network Upgrade
- Log Management
- Denial of Service Defenses

- Risk Assessment & Governance
- Cyber Insurance

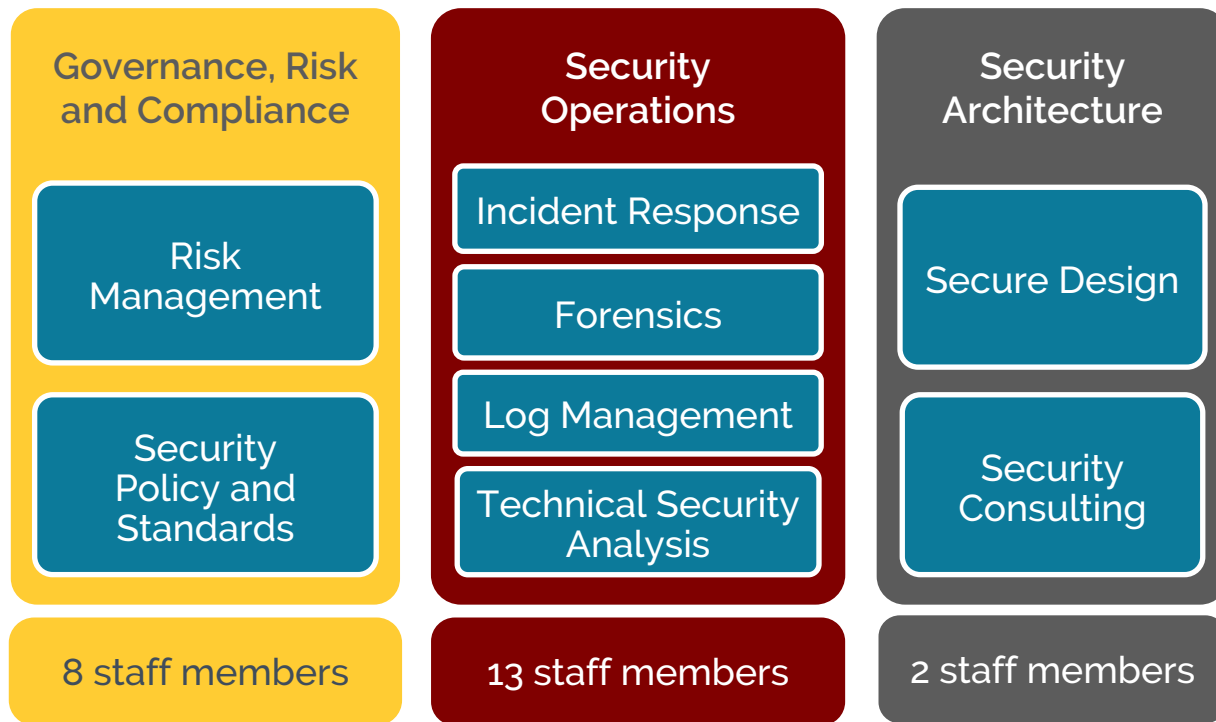
Security Training  
& Awareness

Security  
Architecture

Five New  
Security Policies



# University Information Security Team



## Information Security Staff



**23** members have

**19**

accreditations



UNIVERSITY OF MINNESOTA  
**Driven to Discover<sup>®</sup>**

The University of Minnesota is an equal opportunity educator and employer.





# BOARD OF REGENTS DOCKET ITEM SUMMARY

---

**Audit & Compliance**

**February 8, 2018**

**AGENDA ITEM:** Update on Intercollegiate Athletics Control Environment

**Review**

**Review + Action**

**Action**

**Discussion**

*This is a report required by Board policy.*

**PRESENTERS:**

Mark Coyle, Director of Intercollegiate Athletics  
Michael Volna, Associate Vice President and Assistant Chief Financial Officer  
Rhonda McFarland, Deputy Athletics Director and Chief Financial Officer,  
Intercollegiate Athletics

**PURPOSE & KEY POINTS**

The purpose of this item is to discuss changes and improvements in the financial control environment within Intercollegiate Athletics (ICA) since December 2015. The discussion will address ICA’s regulatory and oversight environment and an overview of control improvements made, including:

- Establishment of an appropriate “tone at the top” through the communication of expectations for all staff.
- Changes in financial management staffing within ICA.
- ICA staff training on financial policies and procedures.
- Review, revision, and alignment of financial policies and procedures.
- Implementation of a new ICA financial reporting system to improve budget development and monitoring.
- Risks on the horizon that ICA management is tracking.

**BACKGROUND INFORMATION**

The committee received updates on implementation of ICA audit findings at its February 2016, September 2016, December 2016, and May 2017 meetings. Other related discussions took place at the following meetings:

- May 2016: *Board Oversight of Intercollegiate Athletics, Governance & Policy.*
- December 2015: *Audit of Financial Management Practices within Intercollegiate Athletics, Board of Regents.*

# Intercollegiate Athletics and Improved Financial Controls

Presentation to the Board of Regents  
February 8, 2018



UNIVERSITY OF MINNESOTA

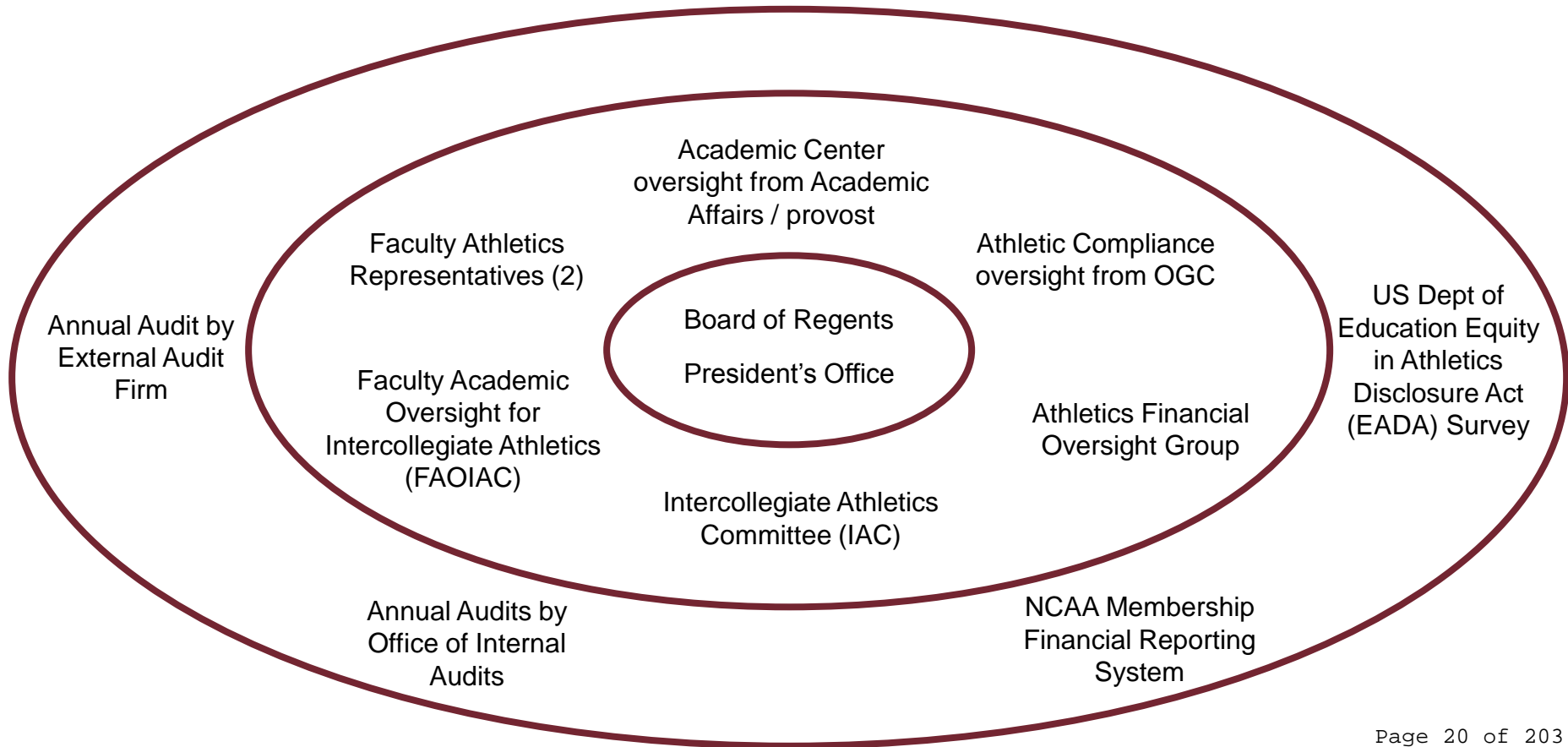
**Driven to Discover<sup>SM</sup>**

# Key Facts

- 25 programs competing in the Big Ten and WCHA
- More than 700 student-athletes and approximately 275 full-time employees
- FY18 department budget is \$113M



# Controls and Oversight





# Tone at the Top

Building a culture of financial accountability has been a top priority for the current athletics administration.

- Initial staff and head coaches meetings (establish expectations)
- Team and support unit listening sessions (identify concerns; reiterate expectations)
- Prioritize financial compliance in employee performance reviews
- Monthly meetings with head coaches and unit directors (reinforce policy; offer guidance)

# Tone at the Top

Building a culture of financial accountability has been a top priority for the current athletics administration.

- Regular meetings with core leadership team
- Hiring key leaders with a focus on compliance
  - Ticket Sales and Service; Golden Gopher Fund (fundraising)
  - Athletic business office

# Continued Staff Education

Staff is continuously educated on financial policies and expectations by experts.

- Mandatory training with University Purchasing for all full-time staff
- Financial orientation with Athletics Business Office for all new employees
- Monthly updates from Athletics Business Office (policy changes; areas for continued focus/improvement)
- Meetings with budget officers for every team and support unit

# Financial Policies

- Aligning U financial policy & ICA practices
- Added ICA - specific context and guidance
  - Travel policy: per diems for tournament travel
  - Meals: game day meals
  - Hospitality: student athlete recruiting expenses; guests @ tournaments sponsored by B1G or NCAA
  - Other athletics - specific expenses not typically incurred by other units, e.g. championship rings for students & staff

# Implementation of Elevation

A comprehensive software solution to simplify budget development and monitoring.

- User-friendly budget vs. actual reports
- Searchable transaction lists
- 24/7 access to budget reports

# Future Risks

Situations beyond the control of the University or the athletics department may impact athletics finances in the future.

- Revenue from broadcast rights
- National trends in ticket sales
- Implications of Tax Cuts and Jobs Act on scholarship seating

# Intercollegiate Athletics and Improved Financial Controls

Presentation to the Board of Regents  
February 8, 2018



UNIVERSITY OF MINNESOTA

**Driven to Discover<sup>SM</sup>**



# BOARD OF REGENTS DOCKET ITEM SUMMARY

---

**Audit & Compliance**

**February 8, 2018**

**AGENDA ITEM:** Internal Audit Update

Review                       Review + Action                       Action                       Discussion

*This is a report required by Board policy.*

**PRESENTER:** Gail Klatt, Chief Auditor

### **PURPOSE & KEY POINTS**

The purpose of this item is to discuss Internal Audit activities, results, and observations to help the committee fulfill its fiduciary responsibilities. Key points include:

- Since the October 2017 meeting, 48 percent of the outstanding recommendations rated as “essential” were implemented by University departments. This exceeds the expected implementation rate of 40 percent. Six units fully implemented all their remaining “essential” recommendations.
- An updated control evaluation chart is included for each audit to show progress made on the “essential” items.
- 11 audit reports containing 37 recommendations rated as “essential” were issued in the last four months.
- A summary of FY 2018 audit activities is included to provide an update of audit results.
- A summary of six-year trends in the University’s control environment, data obtained from employee surveys conducted during audits.
- A summary of information security audit coverage and risk assessment.

### **BACKGROUND INFORMATION**

This report is prepared three times per year and is presented to the committee in conformance with Board of Regents Policy: *Board Operations and Agenda Guidelines*.



## **Internal Audit Update**

University of Minnesota Regents Audit and Compliance Committee  
February 8, 2018

This report includes:

- Audit Observations/Information/Status of Critical Measures/Other Items
- Status of “Essential” Recommendations & Bar Charts Showing Progress Made
- Audit Activity Report
- Audit Reports Issued Since October 2017

Details for any of the items in this report are available on request. Individual reports were sent to the President, Provost, Vice Presidents, and Chancellors about these internal audit issues.

### **Audit Observations/Information**

#### **Status of Critical Measures**

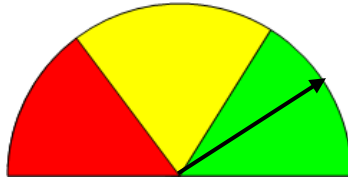
As part of our on-going efforts to provide the Audit and Compliance Committee with critical information in as concise a format as possible, we have developed the following three charts to present a “snap-shot” status report on work performed by the Office of Internal Audit.

The first chart, “Essential Recommendation Implementation,” provides our overall assessment of the success University departments had during the last period in implementing our essential recommendations. Readings in the yellow or red indicate implementation percentages less than, or significantly less than, our expected University-wide rate of 40%. Detailed information on this topic, both institution-wide and for each individual unit, is contained in the next section of this Update Report.

The second chart, entitled “Progress Towards Annual Audit Plan Completion,” is our assessment of how we are progressing towards completion of the FY 2018 Annual Audit Plan. Readings less than green could be influenced by a variety of factors (e.g., insufficient staff resources; increased time spent on non-scheduled audits or investigations).

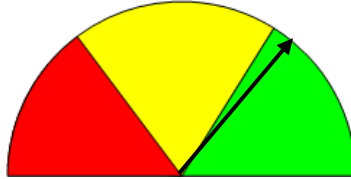
The final chart, “Time Spent on Investigative Activities,” provides a status report on the amount of time consumed by investigative activities. Our annual plan provided an estimated budget for this type of work, and the chart will indicate if we expect that budget to be sufficient. Continued readings in the yellow or red may result in seeking Audit and Compliance Committee approval for modifying the Annual Audit Plan.

### Essential Recommendation Implementation



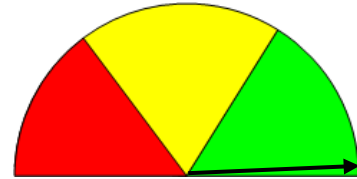
Implementation rates were 48% for the period, better than our expected rate of 40%.

### Progress Towards Annual Audit Plan Completion



Time spent to date on the FY 2018 audit plan is what was expected and budgeted for the year to date.

### Time Spent on Investigative Activities



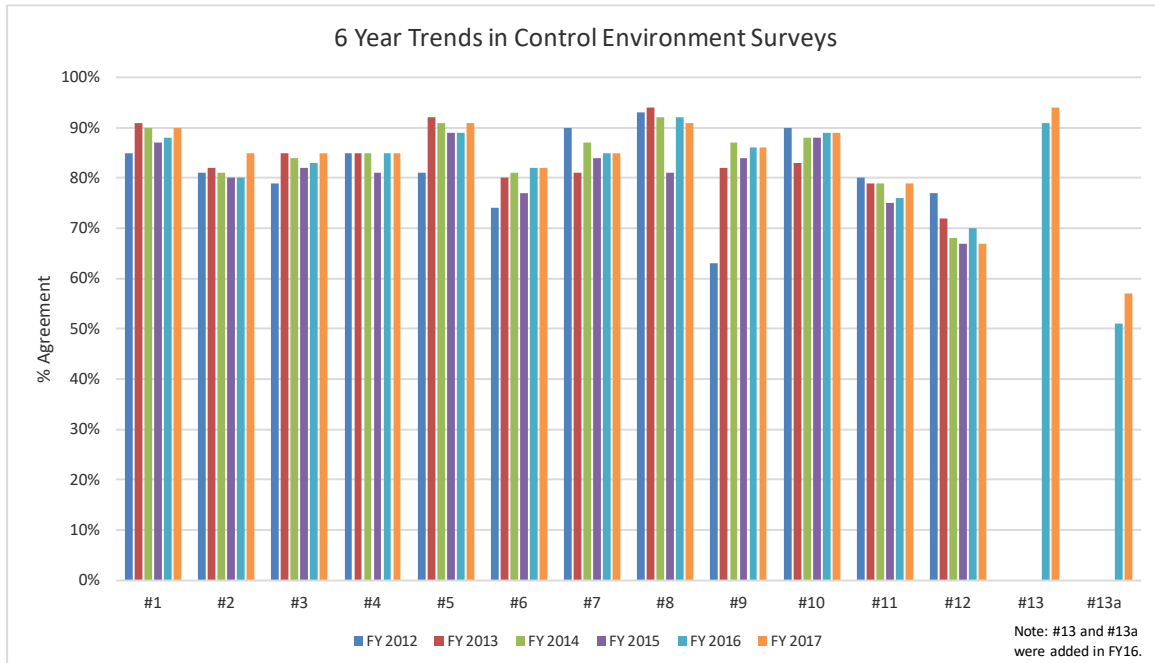
Time spent on investigative activities and special projects is less than expected and budgeted for the year to date.

### Other Items

#### **Six Year Trends in the University's Control Environment**

As part of our normal audit process we survey employees regarding thirteen attributes that have been statistically validated as being reflective of the overall control environment. Our surveying process, and the survey itself, have been recognized by the Institute of Internal Auditors as a best practice and has been incorporated into its professional publications and training on the practice of internal auditing.

Since FY 2012 we have surveyed 9,603 employees with an average response rate of 61%. Results for each of the past six fiscal years are shown on the following page. The results have generally been consistently very positive for each of the attributes, with most having affirmative responses of over 80%. The lowest scoring attribute is knowledge of how to report violations of law or University policy, and the actual reporting of such activity. Educating employees on the reporting options available to them is a frequent audit recommendation. None of the results for the remaining attributes indicate systemic weaknesses in the University's control environment.



- # 1: Management demonstrates the importance of integrity and ethical behavior to their employees.
- # 2: Management is open to employee suggestions to improve productivity and quality.
- # 3: Management does not override University policies, procedures or work place rules (e.g. takes shortcuts that are contrary to policy).
- # 4: Management has the knowledge, skills, and training to effectively perform their duties.
- # 5: Non-management (support) staff has the knowledge, skills, and training to effectively perform their duties.
- # 6: Management effectively monitors and provides oversight and direction for the activities in my unit.
- # 7: Management is concerned with and responsive to customer feedback or suggestions.
- # 8: I understand workplace policies and rules, and have an effective resource for obtaining clarification of policies when needed.
- # 9: Management has effectively communicated my job duties and responsibilities to me.
- # 10: Management would take appropriate corrective action if policy, procedure, or work place rule violations were detected.
- # 11: I believe I would be protected from retaliation if I report a suspected violation.
- # 12: I am familiar with how to report violations of law or policy, including the University's confidential reporting line.
- # 13: Within the past year, I have not experienced or observed operational or financial misconduct by a (unit) employee.
- # 13a: If so, I have reported the behavior to a supervisor or the University's confidential reporting line.

Note: This question is only seen by the respondent if they disagree to #13

## **Audit Coverage and Assessment of Information Security Risks**

The Office of Internal Audit (OIA) assesses information security risks through a combination of dedicated information technology (IT) audits and operational audits that contain IT components. These audits are conducted of units, processes, and specific systems. OIA also performs IT consulting projects such as for: the Next Generation Network (NGN) and PeopleSoft upgrades. While each IT audit only looks at a portion of the University's information security risk, over the course of several audits we are able to make an assessment of the University's overall information security posture.

### *Audit Coverage of Information Security Risks*

Since fiscal year 2013 OIA completed 15 dedicated IT audits and 35 operational audits with IT components. In the remainder of fiscal year 2018 we plan to complete five more dedicated IT Audits and five more operational audits with IT components. To demonstrate overall information security audit coverage we mapped these audits to the Higher Education Information Security Council's (HEISC) 15 information security areas. This mapping is shown in Appendix 1 below. Given the varying coverage and scope of audits, we also indicate on this mapping whether the scope of audit was limited to a local unit or had a more systemic institutional impact (i.e., audits of system-wide IT services and resources). Note: all audits are listed with their report number; audits listed with an "18xx" are planned to be completed in Fiscal Year 2018.

For your information, Appendix 2 provides: a summary explanation of HEISC; definition of each HEISC areas; and each HEISC areas associated International Organization for Standardization (ISO) standards. In addition, it notes OIA control assessments by area (further described below). The full listing of operational audits with IT components is shown in Appendix 3.

This mapping exercise demonstrates how all HEISC Information Security areas have received some audit coverage since 2013. However, the mapping also illustrates that coverage of several areas is heavily reliant upon the in-process University Information Security (UIS) audit. In addition, future audits are needed to have more comprehensive coverage of "Information Security Aspects of Business Continuity Management" and "Communication Security." An audit of disaster recovery and business continuity was on OIA's "Wish List" for fiscal year 2018 and is likely to be completed in fiscal year 2019. An audit of network operations will similarly be needed post the completion of the Next Generation Network (NGN) upgrade.

### *OIA's Information Security Control Assessment by HEISC Area*

OIA's recent body of IT audit work indicates some of the HEISC control areas are more effectively managed than others. Areas of highest concern are the information security processes that are most decentralized: "Access Control" (ISO 9), "Operations Security" (ISO 12), and "Supplier Relations" (ISO 15). We have consistently identified issues in these areas including with: management of access rights, logging and monitoring, and technology vendor due diligence.

Conversely, the areas of least concern are primarily managed by University Information Security (UIS) or other system-wide IT units such as OIT. These include "Information Security Policies" (ISO 5), "Cryptography" (ISO 10), "Physical and Environmental Security" (ISO 11), "Information Security Incident Management" (ISO 16), and "Compliance" (ISO 18)

OIA's assessment of University controls by all HEISC area is shown in Appendix 2.

**Appendix 1: OIA’s Information Security Audit Coverage by HEISC Area**

	Audit Coverage: Local Unit or Systemic	Risk Management	Information Security Policies (ISO 5)	Organization of Information Security (ISO 6)	Human Resource Security (ISO 7)	Asset Management (ISO 8)	Access Control (ISO 9)	Cryptography (ISO 10)	Physical and Environmental Security (ISO 11)	Operations Security (ISO 12)	Communications Security (ISO 13) <sup>2</sup>	Systems Acquisition, Development, and Maintenance (ISO 14)	Supplier Relationships (ISO 15)	Information Security Incident Management (ISO 16)	Information Security Aspects of Business Continuity Management (ISO 17) <sup>3</sup>	Compliance (ISO 18)
<b>Dedicated IT Audit</b>																
1309 Network Segments Not Managed by OIT	Systemic					x	x	x		x	x	x				
1323 Research Data Storage	Systemic					x				x		x	x		x	x
1407 UMD ITSS	Local						x	x	x	x	x	x	x		x	
1416 Identity Management	Systemic			x	x	x	x			x						
1515 Server Room Security	Systemic						x		x	x						
1519 Technology Vendor Due Diligence	Systemic			x		x		x		x	x	x	x			x
1520 OIT Server Administration	Systemic						x			x	x	x				
1609 Boynton Health Service (IT)	Local						x	x	x	x	x	x	x		x	x
1611 OIT Database Administration	Systemic						x			x		x	x			
1701 PCI Compliance and Governance	Systemic					x		x		x	x	x	x	x		x
1712 PeopleSoft IT Management	Systemic						x	x		x	x	x	x			
1719 Athletics IT	Local						x	x	x	x	x	x	x		x	
1723 Auxiliary Services Information Systems	Local						x	x	x	x	x	x	x		x	
1804 Ethos IT System Review	Local						x	x		x		x	x			
1813 Public Health IT	Local						x	x	x	x	x	x	x		x	x
18xx University Information Security (UIS) <sup>1</sup>	Systemic	x	x	x	x	x	x	x		x	x	x	x	x	x	x
18xx AHC IS	Systemic						x	x	x	x	x	x	x		x	x
18xx OIT Account Management	Systemic				x		x			x						
18xx Destiny One System Review	Systemic						x	x		x	x	x	x			
18xx Public Safety IT	Local						x		x	x	x	x	x			
35 Operational Audits with IT Components	Local			x			x	x	x	x	x	x	x		x	x



**Notes:** 1 – The in-process UIS Audit (highlighted) is a key audit to ensure coverage of several University-wide security areas  
 2 – “Communications Security” (ISO 13) will require an audit of the University’s central network operations upon completion of the NGN project  
 3 – “Information Security Aspects of Business Continuity” (ISO 17) has received some audit coverage, but the most critical central systems have not been audited since 2013; this audit is on the “Wish List” for FY2018 and is likely to be conducted in FY2019
















## Appendix 2: HEISC Summary and OIA's Control Assessment by Area

### Higher Education Information Security Council (HEISC) Background:

- Established in July 2000 to provide coordination and assessment guidance for higher education information security
- Published an Information Security Guide:
  - An assessment tool to evaluate: prevention, detection, and response to information security problems in higher education environments
  - Aligns with ISO 27002, an international standard for developing an effective information security program, which is the framework used by the University
  - Covers 14 ISO areas and additional area of “Risk Management”
- HEISC was used for the University’s information security maturity assessment performed by Berry Dunn in 2015 (previous version of the Information Security Guide used with only 12 areas)

### OIA’s Control Assessment Key:

-  (Highest Concern)
-  (Moderate Concern)
-  (Lowest Concern)

OIA Assessment	ISO Section	HEISC Area	Area Summary
		Risk Management	Assessment of security risks
	ISO 5	Information Security Policies	Review and creation of policies
	ISO 6	Organization of Information Security	Management and coordination
	ISO 7	Human Resource Security	Awareness, training, and end of employment termination
	ISO 8	Asset Management	Inventory and classification of high risk technology assets
	ISO 9	Access Control	Password controls, and user access management
	ISO 10	Cryptography	Encryption practices
	ISO 11	Physical and Environmental Security	Entry controls, secure disposal, and equipment maintenance
	ISO 12	Operational Security	Change management, segregation of duties, documented procedures, backup controls, vulnerability management, system use monitoring
	ISO 13	Communications Security	Network management and security of data transfers
	ISO 14	Systems Acquisition, Development, and Maintenance	Security requirements, data validation, testing and patching requirements
	ISO 15	Supplier Relationships	Technology vendor management and due diligence
	ISO 16	Information Security Incident Management	Evidence collection, reporting, and response
	ISO 17	Information Security Aspects of Business Continuity Management	Documented and tested continuity plan for IT
	ISO 18	Compliance	Data protection, regulatory and policy compliance

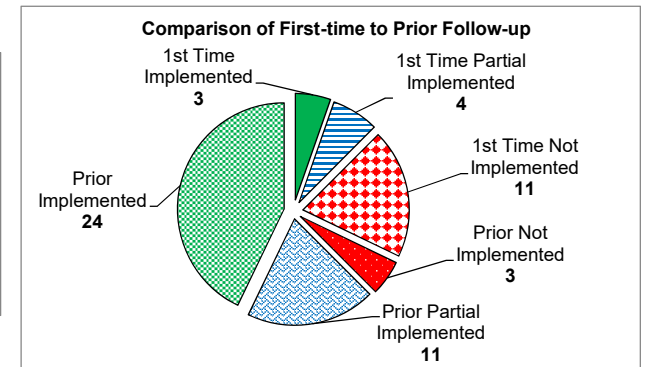
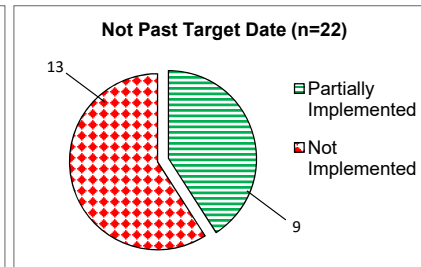
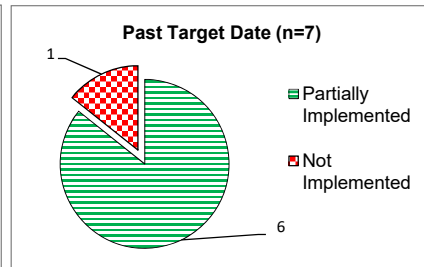
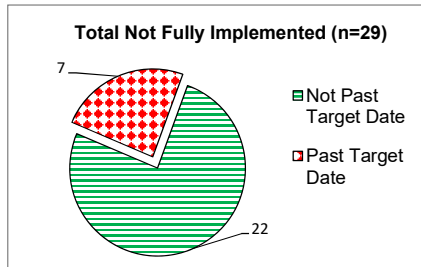
### Appendix 3 - Operational Audits with Information Security Components

<b>Audit</b>	<b>Central Unit or Academic/Local</b>
1303 Vendor Payment and Imaging Processes	Central
1304 UMD Health Services	Local
1311 UMD Recreational Sports Outdoor Program	Local
1312 Affiliation Agreements	Local
1313 Morris Campus Audit Report	Local
1317 UM - Rochester Campus	Local
1320 UMD College of Liberal Arts	Local
1322 Office for Technology Commercialization	Central
1401 Student Unions & Activities	Local
1408 Department of Chemistry	Local
1413 Crockston Campus	Local
1415 UMD Parking Services	Local
1417 Parking and Transportation Services	Local
1504 U Market Procurement Process	Central
1507 RecWell	Local
1511 Carlson School of Mgmt	Local
1518 Ophthalmology & Visual Neuroscience	Local
1522 Medical School Duluth	Local
1601 CSE Dean's Office	Local
1603 Clinical & Translational Science Institute Audit	Central
1604 CFANS Dean's Office	Local
1605 UMD Athletics	Local
1612 Law School	Local
1613 UMD CEHSP	Local
1616 Masonic Cancer Center	Local
1706 School of Dentistry	Local
1709 CUHCC	Local
1714 College of Biological Sciences	Local
1721 College of Liberal Arts	Local
1722 Earth Sciences & MGS	Local
1803 Office of Admissions	Central
1806 UMD NRRI	Local
1807 School of Math	Local
1808 CEHD	Local
1815 Morris	Local
18xx Bookstores	Local
18xx College of Continuing Education	Local
18xx UMD Housing	Local
18xx UMD Police	Local
18xx Global Programs and Strategy Alliance	Central

### Status of "Essential" Recommendations as of January 26, 2018

Report Date	Audit (P) Indicates a University process audit	Original Report Control Rating	# of Essential Recommendations in the Report	# of Essential Recommendations Remaining	Current Results					Overall Progress Towards Implementation*
					Implemented	Partially Implemented		Not Implemented		
						Not Past Target Date	Past Target Date	Not Past Target Date	Past Target Date	
<i>Audits &gt; 2 years old (see the following report for details on unresolved issues)</i>										
	None									
<i>Audits &lt; 2 years old; have received prior follow-up</i>										
Jun-16	OIT Database Administration	Good	7	1	1					Completed
May-16	UMD College Ed. & Human Service Professions	Needs Improvement	9	1			1			Satisfactory
Oct-16	Office of Human Resources Operations (P)	Needs Improvement	7	4	4					Completed
Oct-16	School of Dentistry	Needs Improvement	20	4	2	2				Satisfactory
Nov-16	Community University Health Care Center	Adequate	7	2	2					Completed
Dec-16	Undergraduate International Admissions (P)	Good	4	1			1			Satisfactory
Dec-16	PeopleSoft IT Management (P)	Good	6	4	2		2			Satisfactory
Feb-17	Campus Solutions Upgrade (P)	Good	1	1	1					Completed
May-17	Athletics IT	Needs Improvement	10	9	4	2		3		Satisfactory
May-17	UMD Swenson College of Science and Engineering	Good	2	2	2					Completed
May-17	College of Liberal Arts	Good	8	8	6	2				Satisfactory
May-17	Earth Sciences and the MN Geological Survey	Adequate	2	1		1				Satisfactory
<i>Audits receiving first-time follow-up</i>										
Jun-17	Review of Select Advancing HRP Items	Good	1	1	1					Completed
Aug-17	Office of Admissions	Needs Improvement	15	15	2	1	1	10	1	Satisfactory
Sep-17	UMD Natural Resources Research Institute	Good	2	2		1	1			Satisfactory
<b>Total:</b>			<b>101</b>	<b>56</b>	<b>27</b>	<b>9</b>	<b>6</b>	<b>13</b>	<b>1</b>	

\* The following bar charts provide details on progress made towards implementation



#### "Essential" Recommendation Implementation Trends

#### Month / Year of Follow-up Report

	Feb. 2018	Oct. 2017	June 2017	Feb. 2017	Sept. 2016	June 2016	Feb. 2016	Sept. 2015	June 2015	Feb. 2015	Average
# of Essential Recommendations Receiving Follow-up	56	77	87	74	114	108	83	98	60	44	80
# of Recommendations Considered Fully Implemented	27	39	39	41	44	46	34	16	8	16	31
Implementation Percentage	48%	51%	45%	55%	39%	43%	41%	16%	13%	36%	39%



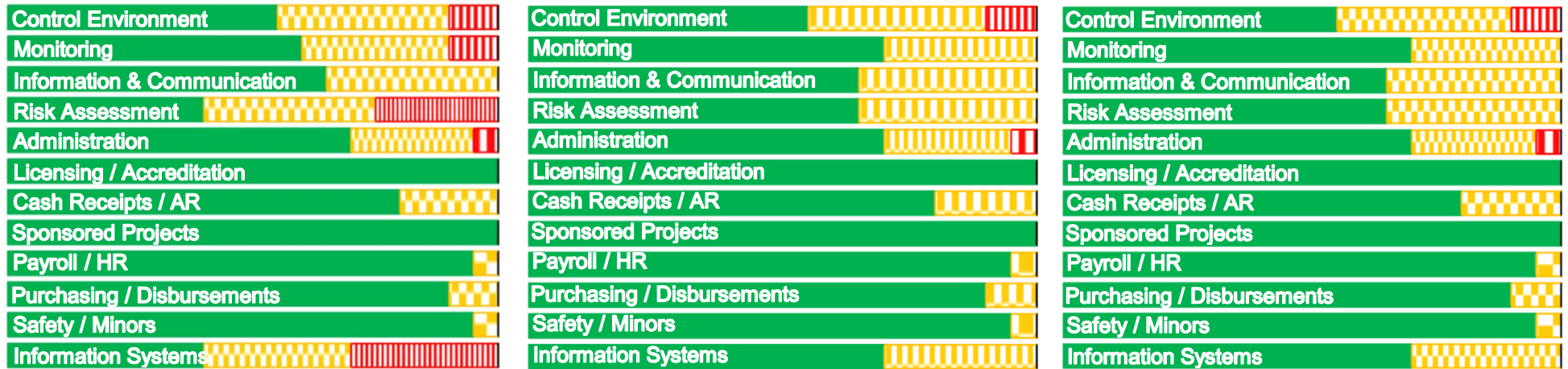
*Current Status of Recommendations Rated as "Essential" That Are Over Two Years Old and Are Not Fully Implemented*

<i>Audit/ Report Date</i>	<i>Status- Partially Implemented (P) or Not Implemented (N)</i>	<i>Senior Management Contact</i>	<i>Summary of the Issue/Risk Involved</i>	<i>Current Comments From Management</i>
<p>No "essential" recommendations are over two years old at this time.</p>				

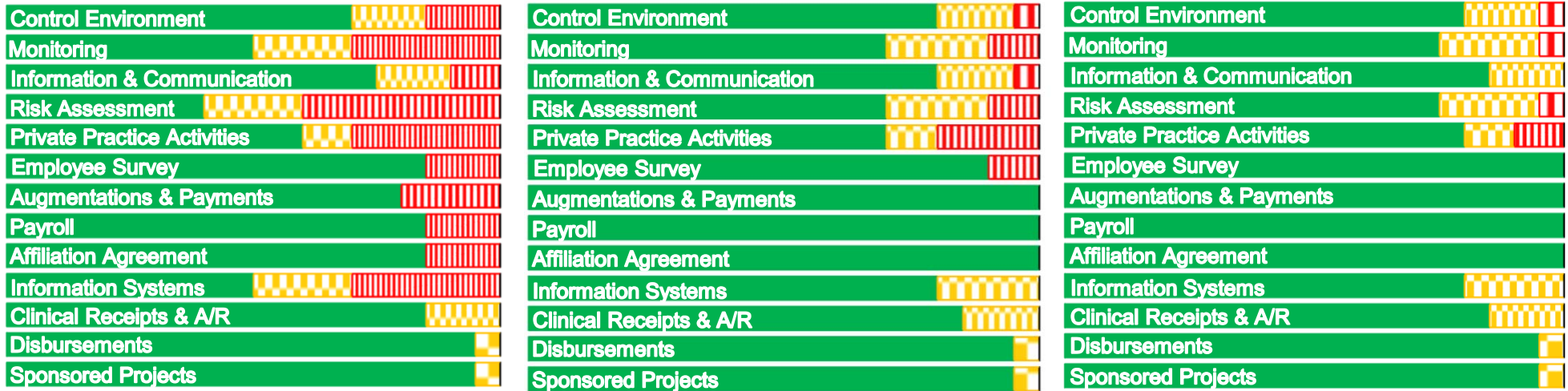
The bar charts shown below are presented to provide pictorial displays of the progress units are making on implementing audit recommendations rated as "essential". The bar chart included in the original report is shown in the left column, along with updated bar charts showing the previous quarter and the current status of the "essential" recommendations only (those bars that have red segments). The chart in the center column displays the status as of October 2017, while the chart on the right represents the current status. Charts are not presented for investigations. Charts for those units having implemented all "essential" recommendations during the current quarter are shown at the end of this report.

Previous Quarter Evaluation  
UMD College Ed. & Human Service Professions (May 2016)

Current Quarter Evaluation



School of Dentistry (Oct 2016)





■ Adequate Control    ■ Significant Control Issue(s)    ■ Critical Control Issue(s)

Original Report Evaluation

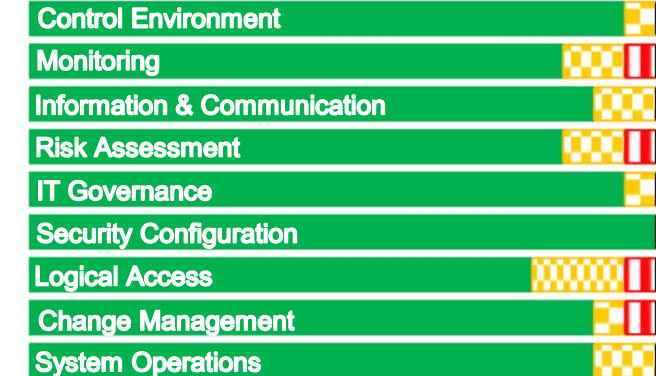
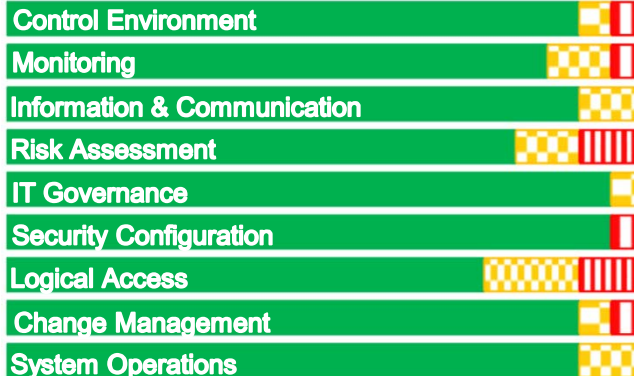

Previous Quarter Evaluation

Current Quarter Evaluation

Undergraduate International Admissions (Dec 2016)



PeopleSoft IT Management (Dec 2016)





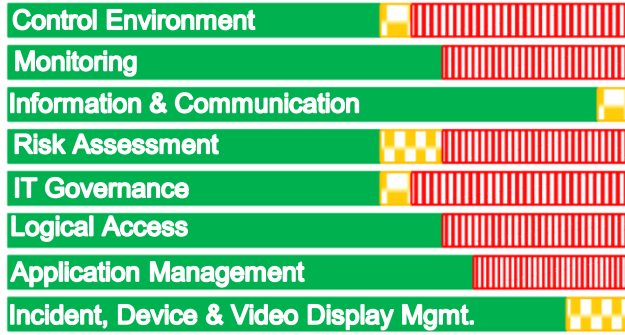
■ Adequate Control   ■ Significant Control Issue(s)   ■ Critical Control Issue(s)

Original Report Evaluation


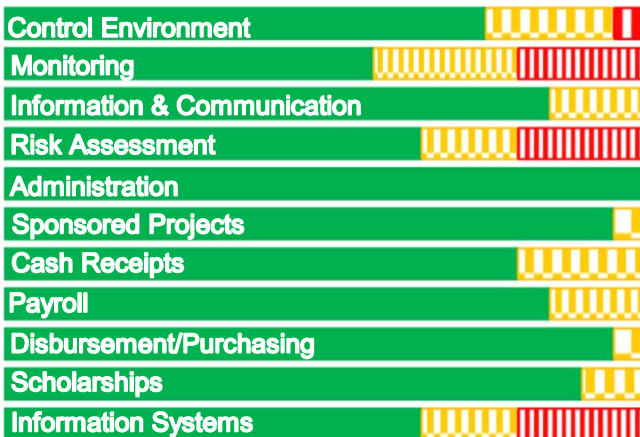

Previous Quarter Evaluation

Current Quarter Evaluation

Athletics IT (May 2017)

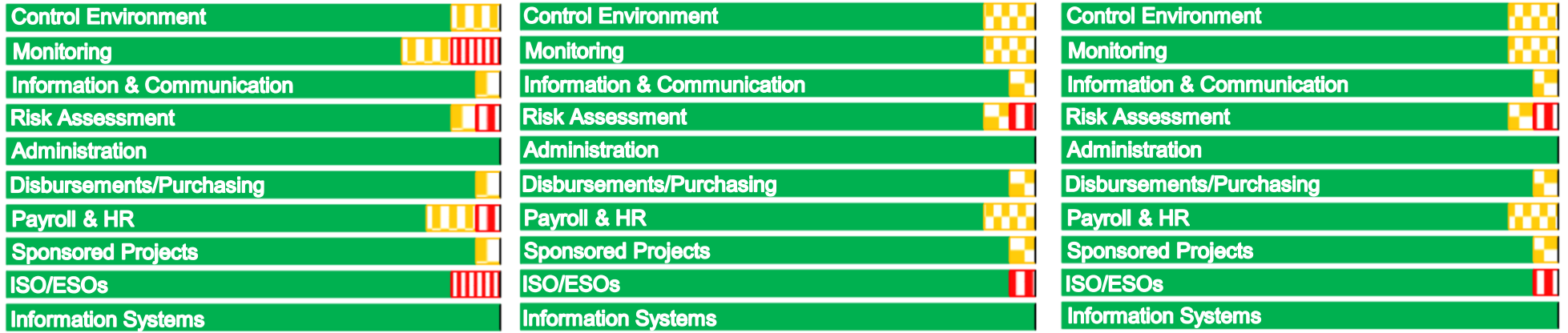


College of Liberal Arts (May 2017)



■ Adequate Control   ■ Significant Control Issue(s)   ■ Critical Control Issue(s)


Department of Earth Sciences and the MN Geological Survey (May 2017)



Office of Admissions (Aug 2017)



NO PREVIOUS  
CONTROL EVALUATION  
CHART



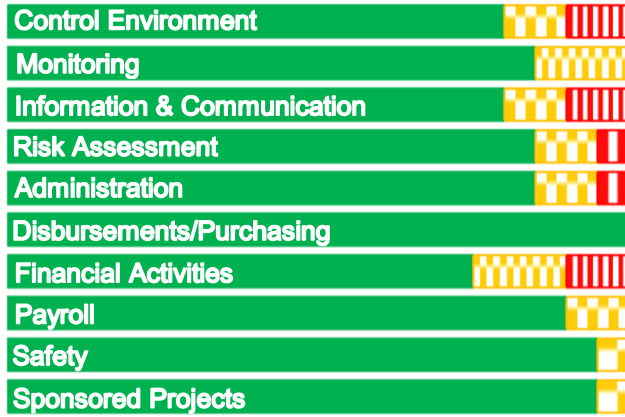
■ Adequate Control    ■ Significant Control Issue(s)    ■ Critical Control Issue(s)

Original Report Evaluation

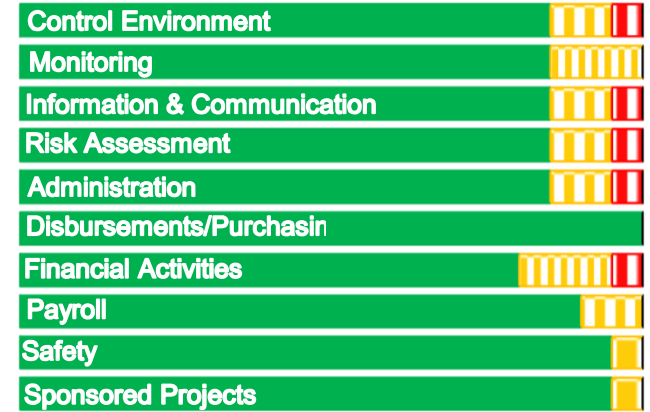
Previous Quarter Evaluation

Current Quarter Evaluation

UMD Natural Resources Research Institute (Sep 2017)



NO PREVIOUS  
CONTROL EVALUATION  
CHART



■ Adequate Control   ■ Significant Control Issue(s)   ■ Critical Control Issue(s)

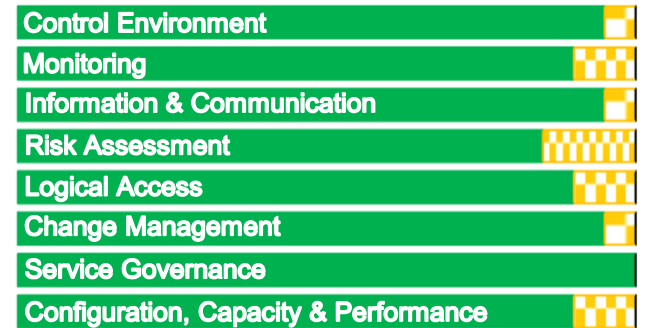

# Units with Charts that Fully Implemented their "Essential" Recommendations During the Past Quarter

Original Report Evaluation

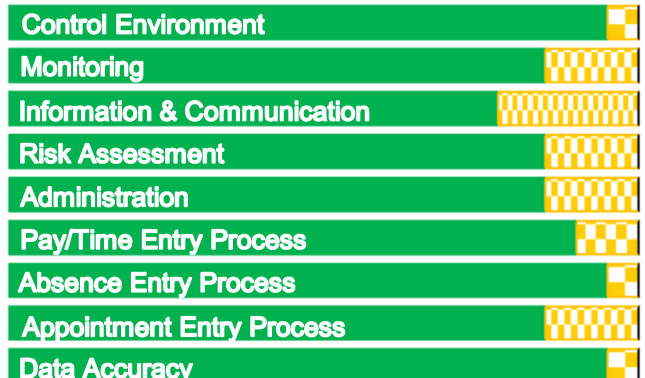
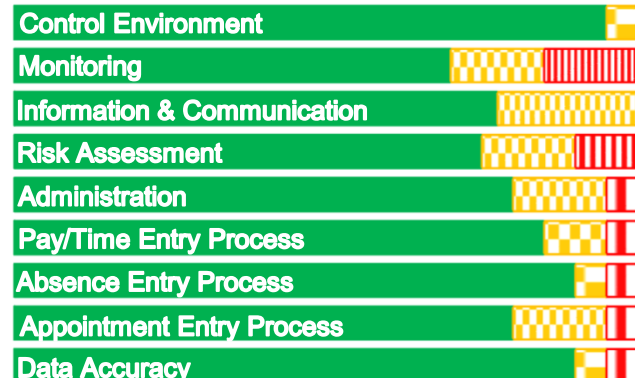

Previous Quarter Evaluation

Current Quarter Evaluation

## OIT Database Administration (June 2016)



## Office of Human Resources Operations (Oct 2016)



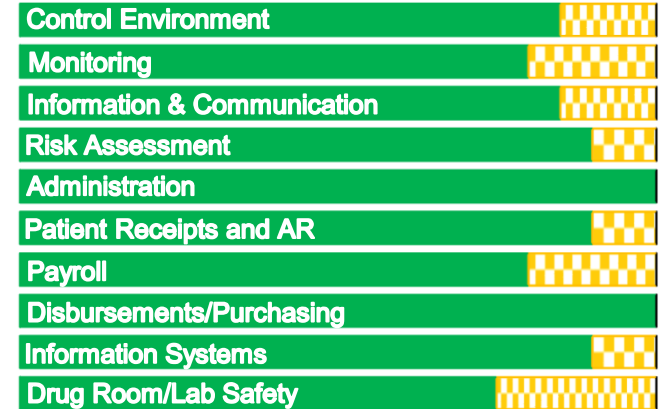
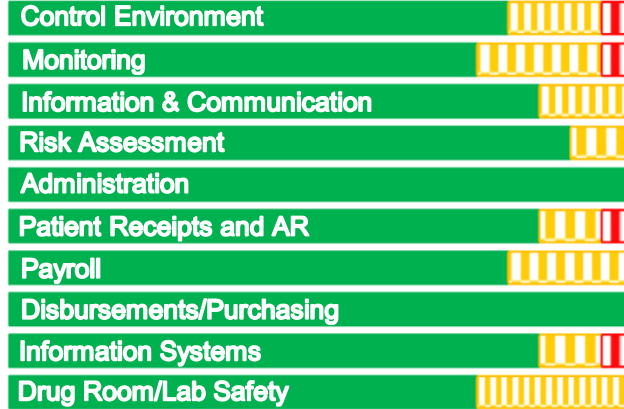
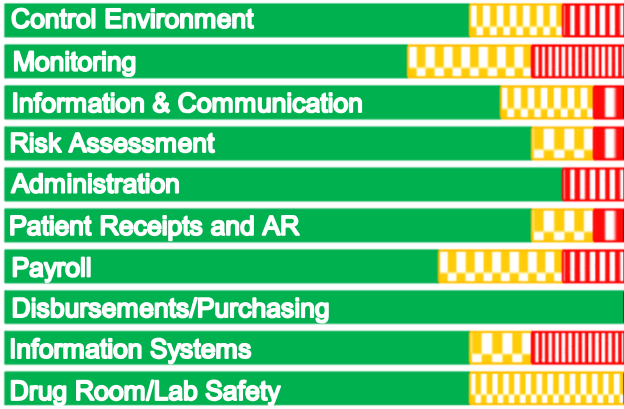
■ Adequate Control    ■ Significant Control Issue(s)    ■ Critical Control Issue(s)

Original Report Evaluation

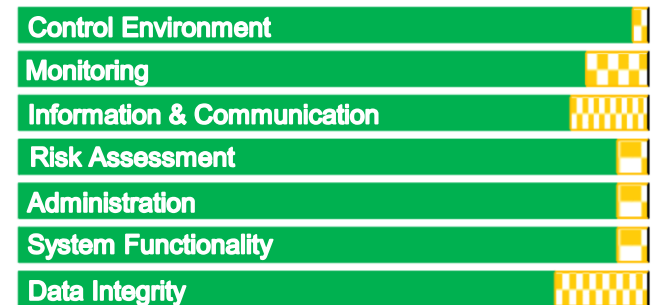
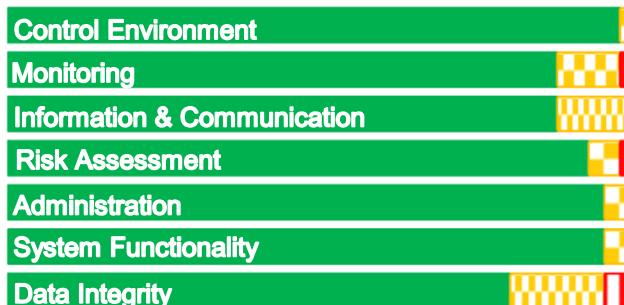
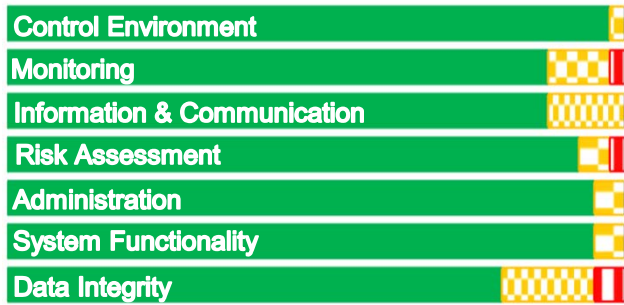
Previous Quarter Evaluation

Current Quarter Evaluation

Community University Health Care Center (Nov 2016)



Campus Solutions Upgrade (Feb 2017)



■ Adequate Control   ■ Significant Control Issue(s)   ■ Critical Control Issue(s)

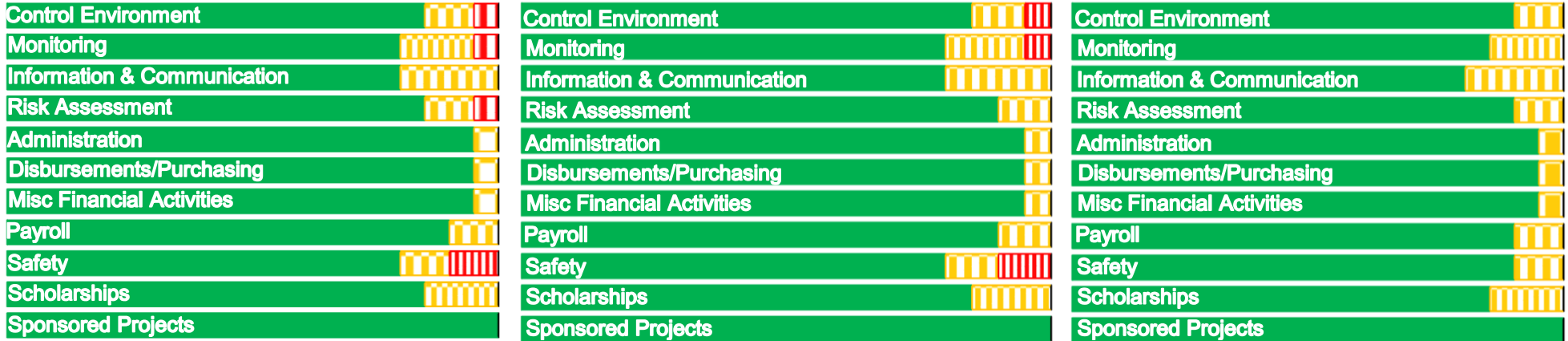


Original Report Evaluation

Previous Quarter Evaluation

Current Quarter Evaluation

UMD Swenson College of Science and Engineering (May 2017)



Review of Select Advancing HRP Items (Jun 2017)



NO PREVIOUS  
CONTROL EVALUATION  
CHART



■ Adequate Control   ■ Significant Control Issue(s)   ■ Critical Control Issue(s)

## **Audit Activity Report**

### **Scheduled Audits**

- Completed audits of:
  - School of Mathematics
  - College of Education and Human Development
  - Women's Volleyball – Compliance and Operational Audit
  - School of Nursing
  - Review of Faculty Start Up Awards
  - Chemical Engineering & Materials Science and Materials Research Science & Engineering Center
  - School of Public Health IT
  - University-wide Consulting & Professional Services Contracts
  - University of Minnesota, Morris
  - Department of Neurosurgery
  - Department of Public SafetyDetails are shown on the following charts.

- Began/continued audits of:
  - UMD Housing and Residence Life
  - College of Continuing and Professional Studies
  - Global Programs and Strategy Alliance
  - Scholarships and Fellowships
  - Review of Executive, Regent and Eastcliff Expenses
  - Review of Compliance with Board of Regents Bylaws and Board Operation Policies
  - Employment Eligibility Verification (I-9)
  - Family and Medical Leave Act (FMLA)
  - Bookstores
  - Utilization of Federal/State Contracts
  - Humphrey School of Public Affairs
  - University Information Security
- We held meetings with members of OIT to discuss the next generation network (NGN) upgrade's progress. No major issues have been identified to date; the project continues to be well managed and considerate of security risks.
- Performed reviews of several Human Resources' processes.

### **Investigations**

- Continued to performed investigative work on one issue in accordance with the University Policy on Reporting and Addressing Concerns of Misconduct.

### **Special Projects**

- Provided consulting services related to University payroll exception testing.
- Provided technology consulting in several areas including: vendor management and purchasing processes, HIPAA security, data center security and the IT Security Framework.
- Reviewed a sample of expenses to test for compliance with Foundation gift restrictions.

### **Other Audit Activities**

- Participated in the following:
  - President's Cabinet
  - Senior Leadership Group
  - President's Policy Committee
  - Policy Advisory Committee

- Board of Regents Policy Committee
- Executive Compliance Oversight Committee
- Institutional Conflict of Interest Committee
- University of Minnesota Foundation Audit Committee
- Fairview Health Systems Audit Committee
- IT Leadership and Operational Excellence Committees
- Use Case Categorization Scheme Committee
- NSF audit oversight committee
- HRPP Advisory Committee
- Research Compliance Committee

# Audit Reports Issued Since October 2017

## School of Math



Report #	1807	Issue Date	Oct-17
# of Essential Recs.	6	Total # of Recs.	18
Overall Assessment	Good	Adequacy of MAP	Satisfactory

The School of Mathematics' (Math) mission is to cover the full range of research, education and service throughout mathematics and its applications. Math also includes the Center for Educational Programs (MathCEP). MathCEP is dedicated to educational outreach. We believe the School of Math has developed a control environment and a system of internal control that addresses most major business and compliance risks. However, information technology control processes require some improvement to ensure they are efficient, address all major risks, and are fully compliant with University Information Security policies.

## College of Education and Human Development (CEHD)




Report #	1808	Issue Date	Nov-17
# of Essential Recs.	3	Total # of Recs.	15
Overall Assessment	Good	Adequacy of MAP	Satisfactory

CEHD was created in 2006 with the merger of three separate colleges. The College is racially and globally diverse: 43.3% of new freshmen are students of color and more than 330 international students come from 56 different countries. From the results of the audit work performed, we believe CEHD's control environment and system of internal control is good and addresses most major business and compliance risks. Essential audit recommendations were made to enhance controls and address deficiencies related to payroll overpayments, safety of minors requirements, and obtaining IRB approval of assent forms.

■ Adequate Control    ■ Significant Control Issue(s)    ■ Critical Control Issue(s)

## Women's Volleyball - Compliance and Operational Audit



Report #	1809	Issue Date	Dec-17
# of Essential Recs.	1	Total # of Recs.	13
Overall Assessment	Good	Adequacy of MAP	Satisfactory

Intercollegiate Athletics Administration oversees 25 sports, 725 student-athletes, the department's more than 300 staff members and an annual budget of more than \$105 million. Women's Volleyball employs a head coach, two assistant coaches, two operations managers, and a principal administrative specialist, while also having five undergraduate team managers. Its budget is approximately \$2 million. We believe the Athletics Department and Office of Athletics Compliance have developed a control environment and a system of internal control that address most major business and compliance risks within the Women's Volleyball program. One issue considered "essential" involves Facility Use Agreements lacking necessary Camp Addendum required to ensure the safety of minors.

## School of Nursing



Report #	1810	Issue Date	Dec-17
# of Essential Recs.	3	Total # of Recs.	9
Overall Assessment	Good	Adequacy of MAP	Satisfactory

The School of Nursing was founded in 1909 as the nation's first continuously operated university-based school of nursing and it ranks 12th among nursing graduate schools in 2017 by U.S. News and World Report. The School was also ranked 2nd in nursing informatics education by U.S. News & World Report. Nursing has developed a control environment and a system of internal control that addresses its major business and compliance risks; however, issues noted include inappropriate expenses on sponsored funds and improper consent form use.

■ Adequate Control   
 ■ Significant Control Issue(s)   
 ■ Critical Control Issue(s)

## Review of Faculty Start-Up Process

Due to the audit not resulting in any issues considered either “essential” or “significant” a control evaluation chart was not developed for this report.

Report #	1811	Issue Date	Dec-17
# of Essential Recs.	0	Total # of Recs.	0
Overall Assessment	Good	Adequacy of MAP	NA

Start-up packages are a recruitment tool available to enhance the competitiveness of University offers for faculty hires. The faculty start-up process is decentralized and dependent on the colleges and system campuses to administer and monitor these financial commitments. The academic leaders we interviewed did not believe that more formalized guidelines, policies, approval limits, etc. would add appreciable value because of the diverse needs of the colleges/campuses and the local knowledge of the competitive environment for recruiting faculty in their disciplines. Our audit testing did not identify any issues involving the local approval of these packages nor the expenses paid using these funds.

### Chemical Engineering and Materials Science (CEMS) and Materials Research Science and Engineering Center (MRSEC)




Report #	1812	Issue Date	Jan-18
# of Essential Recs.	2	Total # of Recs.	9
Overall Assessment	Good	Adequacy of MAP	Satisfactory

Chemical Engineering and Materials Science (CEMS) is a department within the College of Science and Engineering (CSE) and will be celebrating its 100th anniversary in 2019. MRSEC is a NSF funded Materials Research Science and Engineering Center housed in CSE, and is one of 20 nationwide. The initial MRSEC award was received in 1998 and it is currently in its fourth renewal period that covers 2014-2020. Based on the results of the audit work performed, we believe CEMS/MRSEC’s control environment and system of internal control are good; however, the audit noted improvements are needed in compliance with the Safety of Minors policy and sponsored project effort reporting.

■ Adequate Control   
 ■ Significant Control Issue(s)   
 ■ Critical Control Issue(s)

## School of Public Health IT



Report #	1813	Issue Date	Jan-18
# of Essential Recs.	7	Total # of Recs.	18
Overall Assessment	Adequate	Adequacy of MAP	Satisfactory

The School of Public Health (SPH) is comprised of four academic divisions, under the direct supervision of the Dean’s office: Biostatistics, Health Policy Management, Environmental Health, and Epidemiology. SPH is part of the University’s Academic Health Center; however, it is not part of the University’s healthcare component as defined under the Health Insurance Portability and Accountability Act (HIPAA). SPH’s IT risks are being managed through the use of several University-wide services and division IT teams; however, IT governance and oversight processes still require improvement. SPH has worked to reduce IT risk by keeping data on their systems limited to de-identified and/or research data. These efforts have been mostly effective. However, contracts were identified that obligated SPH to handle data in compliance with HIPAA and/or other onerous technical and regulatory requirements for which it is unclear whether they can fully comply.

## University-Wide Consulting and Professional Service Contracts



Report #	1814	Issue Date	Jan-18
# of Essential Recs.	0	Total # of Recs.	0
Overall Assessment	Good	Adequacy of MAP	NA

Consulting and professional services are those that require specialized intellectual, educational, or creative expertise. The consulting and professional service engagement process is decentralized and governed by University-wide policies that dictate the approvals needed, the required documentation, and the competitive bidding process. Purchasing Services reviews contracts over the \$50,000 threshold and serves as a reasonableness check for the proposed contract cost. Our audit noted no findings that were considered “significant” or “essential.” We did note several opportunities for improvement to be considered by the University, such as more guidance and oversight over contract management by departments and greater utilization of internal resources.

■ Adequate Control   
 ■ Significant Control Issue(s)   
 ■ Critical Control Issue(s)

## University of Minnesota, Morris



Report #	1815	Issue Date	Jan-18
# of Essential Recs.	4	Total # of Recs.	23
Overall Assessment	Good	Adequacy of MAP	Satisfactory

UMM has developed a control environment and a system of internal control that addresses most of its major business and compliance risks; however, UMM is facing major challenges related to enrollment, the American Indian tuition waiver, and aging facilities. These topics present considerable risk to UMM and have potential adverse financial implications. Other essential items include: non-compliance with the Safety of Minors policy, lack of independence and timely approval of athletic certified eligibility lists, IT governance and oversight, and unnecessary access to the sensitive Maxient application.

## Department of Neurosurgery



Report #	1816	Issue Date	Jan-18
# of Essential Recs.	2	Total # of Recs.	7
Overall Assessment	Good	Adequacy of MAP	Satisfactory

Neurosurgery has developed a control environment and a system of internal control that addresses most major business, compliance and information technology risks. They have well managed sponsored project processes with strong controls in most areas and are compliant with University policies. Two essential recommendations involve ensuring future expenses align with University policy and are reasonable in nature, and to consult with the University of Minnesota Foundation to determine whether expenses incurred are in accordance with the gift fund intentions and to remove the expenses from the fund if it is not allowable.

■ Adequate Control   
 ■ Significant Control Issue(s)   
 ■ Critical Control Issue(s)



## Department of Public Safety



Report #	1817	Issue Date	Jan-18
# of Essential Recs.	9	Total # of Recs.	26
Overall Assessment	Good	Adequacy of MAP	Satisfactory

The Department of Public Safety at the University of Minnesota consists of the University of Minnesota Police Department (UMPD), University Security, and the Public Safety Emergency Communications Center (PSECC). All three of these units report to the Chief of Police. Public Safety has developed a control environment and a system of internal control that addresses most major business, and compliance risks; however, due to the complexity of Public Safety's payroll which includes variable work schedules, regular overtime, and Minnesota Public Employees Association (MNPEA) contract regulations five of the essential items are payroll related. The other essential items are related to improper logging and monitoring of the ticketing system, no back-up energy for freezers containing evidence, lack of ammunition inventory, and no regular review of access to buildings or sensitive areas by Department Facility Representatives (DFRs).



# BOARD OF REGENTS DOCKET ITEM SUMMARY

---

**Audit & Compliance**

**February 8, 2018**

**AGENDA ITEM:** Information Items

**Review**

**Review + Action**

**Action**

**Discussion**

*This is a report required by Board policy.*

**PRESENTERS:** Gail Klatt, Chief Auditor

## **PURPOSE & KEY POINTS**

The purpose of this item is to report engagements with external auditors, as required by Board policy and the FY 2017 audit and audit-like services reports issued by Deloitte & Touche, LLP (Deloitte) since the update in December 2017.

### **Engagements Less Than \$100,000 Requiring After-the-Fact Reporting**

- The University of Minnesota – Duluth entered into an agreement with Bradley Mickelson, CPA to provide an audit of the financial statements of KUMD radio station as of June 30, 2017. This audit is being performed as a requirement for receiving grant funding from the Corporation for Public Broadcasting. The fees for this engagement are not to exceed \$4,500. This engagement does not impair the independence of Bradley Mickelson, CPA as related to an external audit of the University and was approved by the Controller’s Office in conformance with Board policy.
- The Tweed Museum of Art entered into an engagement with Bradley P. Mickelson, CPA to prepare a statement of financial activity as of June 30, 2017 to be used as financial support for grant applications. The fees for this engagement are not to exceed \$2,350. This engagement did not impair the independence of Bradley P. Mickelson, CPA as it relates to the University’s external audit and was approved by the Controller’s Office in conformance with Board policy.
- The University of Minnesota – Crookston Athletics Department entered into an agreement with Deloitte to perform agreed-upon procedures to assist the Crookston Athletics Department in connection with NCAA reporting requirements. The fees for this engagement are not to exceed \$15,000. This engagement does not impair the independence of Deloitte as it relates to the external audit of the University and was approved by the Controller’s Office in conformance with Board policy.

## **FY 2017 Audit and Audit-like Services Reports Issued by Deloitte**

Complete audit reports are included in the docket materials.

- Office of Management and Budget Uniform Grant Guidance Compliance Audit (single audit).
- Minnesota Office of Higher Education financial aid programs examination for Twin Cities, Rochester, Duluth, Crookston and Morris campuses.
- NCAA agreed-upon procedures (Twin Cities).
- NCAA agreed-upon procedures (Crookston).
- Federal Drug Administration agreed-upon procedures for cost recovery of 131-MIBG therapy.

### **BACKGROUND INFORMATION**

Engagements with external audit firms that do not require prior approval by the Board are reported after the fact to the Audit & Compliance Committee as information items, in conformance with Board of Regents Policy: *Audit Committee Charter*.

The Audit & Compliance Committee oversees external audit engagements on behalf of the Board of Regents. This report is presented in accordance with Board of Regents Policy: *Board Operations and Agenda Guidelines*.



**University of Minnesota**  
Report to the Audit & Compliance  
Committee of the  
Board of Regents

February 8, 2018

# Summary of other 2017 audit and audit-related services

The other services provided to the University of Minnesota by Deloitte & Touche LLP in 2017 included both audit and audit-like services.

A summary of the other audit services performed includes:

Service	Audit Requirement	Objective	Assurance Provided?
<b>Federal Compliance Audit</b>	Office of Management and Budget	Test compliance with federal grant requirements	Full
<b>OHE Examination</b>	Minnesota Office of Higher Education	Test compliance of state financial aid programs	Full

Detailed information related to each of the other audit services includes:

## Uniform Grant Guidance Federal Compliance Audit (Single Audit)

- Audit report on the schedule of expenditures of federal awards for the year ended June 30, 2017, issued in December 2017
- Audit performed in accordance with auditing standards generally accepted in the United States of America; the standards applicable to financial audits contained in *Government Auditing Standards*, issued by the Comptroller General of the United States; and the audit requirements of *Title 2 U.S. Code of Federal Regulations Part 200, Uniform Administrative Requirements, Cost Principles, and Audit Requirements for Federal Awards*
- Single Audit required for entities with federal expenditures in excess of \$750,000
  - Total University of Minnesota (the “University”) federal expenditures for the year ended June 30, 2017 were ~\$1.012 billion

**Uniform Grant Guidance Federal Compliance Audit (Single Audit)  
(continued)**

- Identified the following as major federal programs to be tested:

Major Federal Program	2017 Federal Expenditures (in thousands)
Research and Development programs	\$487,000
Student Financial Assistance programs	430,000
State Administrative Matching Grants for the Supplemental Nutrition Assistance Programs	14,100
Cooperative Extension Service	8,500
State Rural Hospitality Program	1,300

- The University continues to qualify as a low-risk auditee
- Unmodified opinions on compliance for all major programs
- No significant deficiencies or material weaknesses in internal control over financial reporting
- No material instances of noncompliance for major programs
- No findings or questioned costs were identified

**Minnesota Office of Higher Education Financial Aid Programs examination**

- Compliance examination for state grants performed in connection with Federal compliance audit
- Required procedures are outlined in the Financial Aid Programs Audit Guide issued by the state of Minnesota
- Reports on compliance issued for each campus (Twin Cities, Duluth, Crookston, Morris)
- Reports issued in January 2018
- No findings were identified

A summary of audit-related procedures includes:

Service	Compliance Requirement	Objective	Assurance Provided?
NCAA agreed-upon procedures  Twin Cities	NCAA Bylaws	Assess compliance with NCAA bylaws established for Division I athletics related to revenue and expenses	Limited
NCAA agreed-upon procedures  Crookston	NCAA Bylaws	Assess compliance with NCAA bylaws established for Division II athletics related to revenue and expenses	Limited
131-MIBG Therapy Cost Recovery agreed-upon procedures	Federal Drug Administration	Assess compliance with cost recovery of direct and certain pass-through costs of manufacturing an investigative product as required by the Federal Drug Administration	Limited

Detailed information related to each of the compliance services includes:

**NCAA agreed-upon procedures – Twin Cities**

- Procedures performed for the University of Minnesota – Twin Cities Athletic Department’s compliance with NCAA bylaws
- Procedures are established by the NCAA for Division I athletics and include procedures over:
  - Revenues
  - Expenses
  - Capital assets
  - Debt
  - Affiliated organizations (Booster Clubs)
  - Internal controls
- Report issued in December 2017
- No findings were identified

### NCAA agreed-upon procedures – Crookston

- Procedures performed for the University of Minnesota – Crookston Athletic Department’s compliance with NCAA bylaws
- Procedures are established by the NCAA for Division II athletics and include procedures over:
  - Revenues
  - Expenses
  - Affiliated organizations (Booster Clubs)
  - Internal controls
- Report issued in January 2018
- No findings were identified
- Agreed-upon procedures performed for the first time for the year-ended June 30, 2017 and are required every 3 years

### 131-MIBG Therapy Cost Recovery agreed-upon procedures

- Procedures performed related to cost recovery of direct and certain pass-through costs of manufacturing an investigative product as required by the Federal Drug Administration
- Report issued in June 2017
- No findings were identified





#### **About Deloitte**

Deloitte refers to one or more of Deloitte Touche Tohmatsu Limited, a UK private company limited by guarantee ("DTTL"), its network of member firms, and their related entities. DTTL and each of its member firms are legally separate and independent entities. DTTL (also referred to as "Deloitte Global") does not provide services to clients. Please see [www.deloitte.com/about](http://www.deloitte.com/about) for a detailed description of DTTL and its member firms. Please see [www.deloitte.com/us/about](http://www.deloitte.com/us/about) for a detailed description of the legal structure of Deloitte LLP and its subsidiaries. Certain services may not be available to attest clients under the rules and regulations of public accounting.

Copyright © 2018 Deloitte Development LLC. All rights reserved.

# University of Minnesota

Schedule of Expenditures of Federal Awards and  
Schedule of Findings and Questioned Costs  
for the Year Ended June 30, 2017 and  
Independent Auditors' Reports

# UNIVERSITY OF MINNESOTA

## TABLE OF CONTENTS

---

	<b>Page</b>
INDEPENDENT AUDITORS' REPORT ON COMPLIANCE FOR EACH MAJOR FEDERAL PROGRAM, REPORT ON INTERNAL CONTROL OVER COMPLIANCE, AND REPORT ON SCHEDULE OF EXPENDITURES OF FEDERAL AWARDS REQUIRED BY THE UNIFORM GUIDANCE	1-3
SCHEDULE OF EXPENDITURES OF FEDERAL AWARDS FOR THE YEAR ENDED JUNE 30, 2017	4-84
NOTES TO THE SCHEDULE OF EXPENDITURES OF FEDERAL AWARDS FOR THE YEAR ENDED JUNE 30, 2017	85-87
SCHEDULE OF FINDINGS AND QUESTIONED COSTS FOR THE YEAR ENDED JUNE 30, 2017	88-89
SUMMARY SCHEDULE OF PRIOR YEAR AUDIT FINDINGS FOR THE YEAR ENDED JUNE 30, 2017	90

## **Independent Auditors' Report on Compliance for Each Major Federal Program; Report on Internal Control Over Compliance; and Report on Schedule of Expenditures of Federal Awards Required by the Uniform Guidance**

Board of Regents  
University of Minnesota  
Minneapolis, Minnesota

### **Report on Compliance for Each Major Federal Program**

We have audited the University of Minnesota's (the "University") compliance with the types of compliance requirements described in the *OMB Compliance Supplement* that could have a direct and material effect on each of the University's major federal programs for the year ended June 30, 2017. The University's major federal programs are identified in the summary of auditor's results section of the accompanying schedule of findings and questioned costs.

#### ***Management's Responsibility***

Management is responsible for compliance with federal statutes, regulations, and the terms and conditions of its federal awards applicable to its federal programs.

#### ***Auditor's Responsibility***

Our responsibility is to express an opinion on compliance for each of the University's major federal programs based on our audit of the types of compliance requirements referred to above. We conducted our audit of compliance in accordance with auditing standards generally accepted in the United States of America; the standards applicable to financial audits contained in *Government Auditing Standards*, issued by the Comptroller General of the United States; and the audit requirements of Title 2 U.S. *Code of Federal Regulations* Part 200, *Uniform Administrative Requirements, Cost Principles, and Audit Requirements for Federal Awards* (Uniform Guidance). Those standards and the Uniform Guidance require that we plan and perform the audit to obtain reasonable assurance about whether noncompliance with the types of compliance requirements referred to above that could have a direct and material effect on a major federal program occurred. An audit includes examining, on a test basis, evidence about the University's compliance with those requirements and performing such other procedures as we considered necessary in the circumstances.

We believe that our audit provides a reasonable basis for our opinion on compliance for each major federal program. However, our audit does not provide a legal determination of the University's compliance.

## ***Opinion on Each Major Federal Program***

In our opinion, the University complied, in all material respects, with the types of compliance requirements referred to above that could have a direct and material effect on each of its major federal programs for the year ended June 30, 2017.

## **Report on Internal Control over Compliance**

Management of the University is responsible for establishing and maintaining effective internal control over compliance with the types of compliance requirements referred to above. In planning and performing our audit of compliance, we considered the University's internal control over compliance with the types of requirements that could have a direct and material effect on each major federal program to determine the auditing procedures that are appropriate in the circumstances for the purpose of expressing an opinion on compliance for each major federal program and to test and report on internal control over compliance in accordance with the Uniform Guidance, but not for the purpose of expressing an opinion on the effectiveness of internal control over compliance. Accordingly, we do not express an opinion on the effectiveness of the University's internal control over compliance.

*A deficiency in internal control over compliance* exists when the design or operation of a control over compliance does not allow management or employees, in the normal course of performing their assigned functions, to prevent, or detect and correct, noncompliance with a type of compliance requirement of a federal program on a timely basis. *A material weakness in internal control over compliance* is a deficiency, or combination of deficiencies, in internal control over compliance, such that there is a reasonable possibility that material noncompliance with a type of compliance requirement of a federal program will not be prevented, or detected and corrected, on a timely basis. *A significant deficiency in internal control over compliance* is a deficiency, or a combination of deficiencies, in internal control over compliance with a type of compliance requirement of a federal program that is less severe than a material weakness in internal control over compliance, yet important enough to merit attention by those charged with governance.

Our consideration of internal control over compliance was for the limited purpose described in the first paragraph of this section and was not designed to identify all deficiencies in internal control over compliance that might be material weaknesses or significant deficiencies. We did not identify any deficiencies in internal control over compliance that we consider to be material weaknesses. However, material weaknesses may exist that have not been identified.

The purpose of this report on internal control over compliance is solely to describe the scope of our testing of internal control over compliance and the results of that testing based on the requirements of the Uniform Guidance. Accordingly, this report is not suitable for any other purpose.

## Report on Schedule of Expenditures of Federal Awards Required by the Uniform Guidance

We have audited the consolidated financial statements of the University as of and for the year ended June 30, 2017, and have issued our report thereon dated October 27, 2017, which contained an unmodified opinion on those consolidated financial statements. Our audit was conducted for the purpose of forming an opinion on the consolidated financial statements as a whole. The accompanying schedule of expenditures of federal awards is presented for purposes of additional analysis as required by the Uniform Guidance and is not a required part of the consolidated financial statements. Such information is the responsibility of management and was derived from and relates directly to the underlying accounting and other records used to prepare the consolidated financial statements. The information has been subjected to the auditing procedures applied in the audit of the consolidated financial statements and certain additional procedures, including comparing and reconciling such information directly to the underlying accounting and other records used to prepare the consolidated financial statements or to the consolidated financial statements themselves, and other additional procedures in accordance with auditing standards generally accepted in the United States of America. In our opinion, the schedule of expenditures of federal awards is fairly stated in all material respects in relation to the consolidated financial statements as a whole.

*Deloitte & Touche LLP*

December 19, 2017

**UNIVERSITY OF MINNESOTA**

**SCHEDULE OF EXPENDITURES OF FEDERAL AWARDS  
FOR THE YEAR ENDED JUNE 30, 2017**

Cluster, Agency, Subagency, Direct/ Pass-through, Pass-through Entity	Award #	CFDA#	CFDA Program Title	Federal Expenditures	Passed through to Subrecipients
<b>CLUSTERS</b>					
<b>Research and Development Cluster</b>					
<b>Agency for International Development</b>					
Passthrough:					
CIMMYT Int'l Maize & Wheat Improvement	No Award Number	98.UXX	Unid CFDA-United States Agency for International Development	\$ 14,940	\$ -
Cornell University	74487-10800	98.001	USAID Foreign Assistance for Programs Overseas	119,633	
Institute of International Education	DFG-23-LAQ2-UM	98.001	USAID Foreign Assistance for Programs Overseas	31,881	
Int'l Ctr of Insect Physiology & Ecology	ICIPE	98.UXX	Unid CFDA-United States Agency for International Development	14,316	
Kimetrica LLC	No Award Number	98.CXX	Contract-United States Agency for International Development	16,000	
Michigan State University	RC102095BHEARD	98.UXX	Unid CFDA-United States Agency for International Development	112,446	
Michigan State University	RC105463 UMinn Amendment 2	98.001	USAID Foreign Assistance for Programs Overseas	219,467	
University of California, Davis	201400223-13 Amendment 2 NCE	98.UXX	Unid CFDA-United States Agency for International Development	60,580	
<b>Department of Agriculture</b>					
Direct	11-JV-11261975-077 Mod 4	10.UXX	Unid CFDA-Department of Agriculture	22,118	22,118
Direct	11-JV-11330143-129 Mod 1	10.UXX	Unid CFDA-Department of Agriculture	10,694	
Direct	12-DG-11420004-178 Mod A4 NCE	10.CXX	Contract-Department of Agriculture	20,567	
Direct	12-JV-11242307-051 Mod 2	10.CXX	Contract-Department of Agriculture	33,509	34,183
Direct	12-JV-11242309-083 Mod. 1	10.CXX	Contract-Department of Agriculture	23,267	
Direct	12-JV-11242310-128 Mod 004	10.CXX	Contract-Department of Agriculture	23,411	
Direct	13-CS-11330140-123 Mod 3	10.CXX	Contract-Department of Agriculture	32,822	
Direct	14-9100-1452-CA	10.CXX	Contract-Department of Agriculture	319	
Direct	14-CR-11242305-067 Mod. 2	10.CXX	Contract-Department of Agriculture	29,310	
Direct	14-JV-11242305-012 Mod 2	10.UXX	Unid CFDA-Department of Agriculture	15,132	
Direct	14-JV-11242307-041	10.UXX	Unid CFDA-Department of Agriculture	118,141	
Direct	14-JV-11242307-152	10.CXX	Contract-Department of Agriculture	126,169	
Direct	14-JV-11242309-047	10.CXX	Contract-Department of Agriculture	31,231	
Direct	14-JV-11242309-049	10.CXX	Contract-Department of Agriculture	7,895	6,622
Direct	14-JV-11242315-070	10.CXX	Contract-Department of Agriculture	239	
Direct	14-JV-11261997-011	10.CXX	Contract-Department of Agriculture	62,953	3,403
Direct	14-JV-11330143-082	10.CXX	Contract-Department of Agriculture	6,082	
Direct	15-8130-0375-CA	10.CXX	Contract-Department of Agriculture	16,294	
Direct	15-9100-1490-CA	10.CXX	Contract-Department of Agriculture	16,848	
Direct	15-CR-11031600-013	10.CXX	Contract-Department of Agriculture	7,160	
Direct	15-CR-11242316-113 Mod 003	10.CXX	Contract-Department of Agriculture	39,570	
Direct	15-CS-11090300-031	10.CXX	Contract-Department of Agriculture	56,475	
Direct	15-JV-11242305-029	10.CXX	Contract-Department of Agriculture	151,169	
Direct	15-JV-11242305-100	10.CXX	Contract-Department of Agriculture	13,687	
Direct	15-JV-11242305-110	10.CXX	Contract-Department of Agriculture	28,924	
Direct	15-JV-11242307-055	10.CXX	Contract-Department of Agriculture	34,314	
Direct	15-JV-11242307-094	10.CXX	Contract-Department of Agriculture	54,331	
Direct	15-JV-1124305-128	10.CXX	Contract-Department of Agriculture	40,803	
Direct	16-CR-11242316-003	10.CXX	Contract-Department of Agriculture	83,001	
Direct	16-JV-11242307-138	10.CXX	Contract-Department of Agriculture	20,598	
Direct	17-JV-11330140-041	10.CXX	Contract-Department of Agriculture	109	
Direct	2470; 6140	10.CXX	Contract-Department of Agriculture	103,907	
Direct	2470; 6140	10.CXX	Contract-Department of Agriculture	3,308	
Direct	58-5090-5-043 Amendment 01 NCE	10.CXX	Contract-Department of Agriculture	5,000	
Direct	58-8010-5-018	10.CXX	Contract-Department of Agriculture	50,310	
Direct	6140; 2470	10.UXX	Unid CFDA-Department of Agriculture	13,614	

(Continued)

**UNIVERSITY OF MINNESOTA**

**SCHEDULE OF EXPENDITURES OF FEDERAL AWARDS  
FOR THE YEAR ENDED JUNE 30, 2017**

Cluster, Agency, Subagency, Direct/ Pass-through, Pass-through Entity	Award #	CFDA#	CFDA Program Title	Federal Expenditures	Passed through to Subrecipients
Direct	Task 12-JV-11242307-109	10.CXX	Contract-Department of Agriculture	\$ 7,796	\$
Direct	Task 15-JV-11242307-018	10.CXX	Contract-Department of Agriculture	2,657	
Direct	Task 16-JV-11242307-060, Master 12-JV-11	10.CXX	Contract-Department of Agriculture	10,883	
Passthrough:					
MN Department of Agriculture	121708	10.CXX	Contract-Department of Agriculture	898	
MN Department of Agriculture	Contract No. 109370	10.CXX	Contract-Department of Agriculture	33,000	
NVE Corporation	PO-31628	10.CXX	Contract-Department of Agriculture	6,744	
US Civilian Research & Development Fdn.	DAA2-15-61258-1 Modification 01	10.CXX	Contract-Department of Agriculture	45,223	
US Endowment for Forestry & Communities	CW-2	10.CXX	Contract-Department of Agriculture	273,024	
<b>Department of Agriculture, Agricultural Marketing Service</b>					
Direct	15FSMIPMN0004	10.156	Federal-State Marketing Improvement Program	25,614	
Direct	16FSMIPMN0006	10.156	Federal-State Marketing Improvement Program	11,887	
Passthrough:					
MN Department of Agriculture	103730 18071	10.170	Specialty Crop Block Grant Program - Farm Bill	31,407	
MN Department of Agriculture	117333	10.170	Specialty Crop Block Grant Program - Farm Bill	3,714	
MN Department of Agriculture	71850	10.170	Specialty Crop Block Grant Program - Farm Bill	7,095	
MN Department of Agriculture	86196	10.170	Specialty Crop Block Grant Program - Farm Bill	32,443	
MN Department of Agriculture	86199 / 13976	10.170	Specialty Crop Block Grant Program - Farm Bill	11,809	
MN Department of Agriculture	86202 NCE	10.170	Specialty Crop Block Grant Program - Farm Bill	39,261	
MN Department of Agriculture	86203 / 13978	10.170	Specialty Crop Block Grant Program - Farm Bill	26,770	
MN Department of Agriculture	86765 14142	10.170	Specialty Crop Block Grant Program - Farm Bill	27,369	
MN Department of Agriculture	Contract 117344, PO 21774	10.170	Specialty Crop Block Grant Program - Farm Bill	31,128	
MN Department of Agriculture	Contract 117355, PO 21779	10.170	Specialty Crop Block Grant Program - Farm Bill	2,024	
MN Department of Agriculture	Contract 117370, PO 21782	10.170	Specialty Crop Block Grant Program - Farm Bill	11,591	
MN Department of Agriculture	Contract 117376, PO 21783	10.170	Specialty Crop Block Grant Program - Farm Bill	4,850	
MN Department of Agriculture	SWIFT 117325 PO 21767	10.170	Specialty Crop Block Grant Program - Farm Bill	15,398	
<b>Department of Agriculture, Agricultural Research Service</b>					
Direct	58-1940-4-002 Am5	10.001	Agricultural Research_Basic and Applied Research	128,768	
Direct	58-3062-5-001	10.001	Agricultural Research_Basic and Applied Research	35	
Direct	58-3607-3-980 Amend 2	10.001	Agricultural Research_Basic and Applied Research	24,484	
Direct	58-3640-1-734	10.001	Agricultural Research_Basic and Applied Research	3,331	
Direct	58-3640-2-666 Amend 4	10.001	Agricultural Research_Basic and Applied Research	23,185	
Direct	58-3640-3-008 Amend 4	10.001	Agricultural Research_Basic and Applied Research	58,693	
Direct	58-3640-4-009	10.001	Agricultural Research_Basic and Applied Research	59	
Direct	58-3640-4-014	10.001	Agricultural Research_Basic and Applied Research	173,067	
Direct	58-3655-2-642	10.001	Agricultural Research_Basic and Applied Research	18,663	
Direct	58-5062-5-006 Amendment 03	10.001	Agricultural Research_Basic and Applied Research	92,539	
Direct	58-5062-5-012	10.001	Agricultural Research_Basic and Applied Research	50,216	
Direct	58-5062-6-005	10.001	Agricultural Research_Basic and Applied Research	9,391	
Direct	58-5062-6-006 Amendment 02	10.001	Agricultural Research_Basic and Applied Research	96,905	
Direct	58-5062-6-009	10.001	Agricultural Research_Basic and Applied Research	94,073	
Direct	58-5062-6-010	10.001	Agricultural Research_Basic and Applied Research	37,133	
Direct	58-5062-6-011	10.001	Agricultural Research_Basic and Applied Research	25,604	
Direct	58-5062-6-012	10.001	Agricultural Research_Basic and Applied Research	4,013	
Direct	58-5062-6-013	10.001	Agricultural Research_Basic and Applied Research	18,531	
Direct	58-5062-6-014	10.001	Agricultural Research_Basic and Applied Research	23,395	
Direct	58-5062-7-004	10.001	Agricultural Research_Basic and Applied Research	20,977	

(Continued)



**UNIVERSITY OF MINNESOTA**

**SCHEDULE OF EXPENDITURES OF FEDERAL AWARDS  
FOR THE YEAR ENDED JUNE 30, 2017**

Cluster, Agency, Subagency, Direct/ Pass-through, Pass-through Entity	Award #	CFDA#	CFDA Program Title	Federal Expenditures	Passed through to Subrecipients
Direct	58-5062-7-011	10.001	Agricultural Research_Basic and Applied Research	\$ 2,752	\$
Direct	58-8030-6-003 Amendment 01	10.001	Agricultural Research_Basic and Applied Research	29,099	
Direct	58-8042-5-064	10.001	Agricultural Research_Basic and Applied Research	38,571	
Direct	58-8042-6-094	10.001	Agricultural Research_Basic and Applied Research	9,343	
Direct	58-8064-6-010	10.001	Agricultural Research_Basic and Applied Research	37,327	
Direct	59-0204-3-003	10.001	Agricultural Research_Basic and Applied Research	157,079	
Direct	59-0206-4-016 Amd. 04	10.001	Agricultural Research_Basic and Applied Research	63,568	
Direct	59-0206-4-019	10.001	Agricultural Research_Basic and Applied Research	151,544	
Direct	59-0206-4-020	10.001	Agricultural Research_Basic and Applied Research	158,932	
Direct	59-0206-4-021	10.001	Agricultural Research_Basic and Applied Research	122,841	
Direct	59-0206-4-023 Amendment 05	10.001	Agricultural Research_Basic and Applied Research	156,145	
Direct	59-0206-6-006 Amendment 02	10.001	Agricultural Research_Basic and Applied Research	48,060	
Direct	59-3607-4-004	10.001	Agricultural Research_Basic and Applied Research	49,984	
Direct	59-3611-4-008	10.001	Agricultural Research_Basic and Applied Research	87,600	
Direct	59-3622-4-006	10.001	Agricultural Research_Basic and Applied Research	21,893	
Direct	59-3640-4-001	10.001	Agricultural Research_Basic and Applied Research	121,253	
Direct	59-5012-7-004	10.001	Agricultural Research_Basic and Applied Research	22,117	
Direct	59-5062-5-003	10.001	Agricultural Research_Basic and Applied Research	11,355	
Direct	59-5062-6-001	10.001	Agricultural Research_Basic and Applied Research	57,494	
Direct	59-5062-7-001	10.001	Agricultural Research_Basic and Applied Research	38,012	
Direct	59-5070-7-001	10.001	Agricultural Research_Basic and Applied Research	144,504	
Direct	59-6066-6-001 AMD#1	10.001	Agricultural Research_Basic and Applied Research	13,712	
Direct	59-6070-7-007	10.001	Agricultural Research_Basic and Applied Research	13,482	
<b>Department of Agriculture, Animal and Plant Health Inspection Service</b>					
Direct	15-8130-0577-CA Revision NCE	10.025	Plant and Animal Disease, Pest Control, and Animal Care	68,229	
Direct	15-9200-0420-CA	10.025	Plant and Animal Disease, Pest Control, and Animal Care	23	
Direct	15-9200-0424-CA	10.025	Plant and Animal Disease, Pest Control, and Animal Care	33,707	
Direct	15-9200-0442-CA	10.025	Plant and Animal Disease, Pest Control, and Animal Care	14,742	
Direct	16-8130-0519-CA Revision 16-1	10.025	Plant and Animal Disease, Pest Control, and Animal Care	26,248	
Direct	16-9227-0468-CA	10.025	Plant and Animal Disease, Pest Control, and Animal Care	109,268	
Direct	16-9419-0391	10.025	Plant and Animal Disease, Pest Control, and Animal Care	326,274	
<b>Department of Agriculture, Economic Research Service</b>					
Direct	58-5000-3-0053	10.253	Consumer Data and Nutrition Research	32,378	
Passthrough: Duke University	343-0642	10.253	Consumer Data and Nutrition Research	32,899	
<b>Department of Agriculture, Foreign Agricultural Service</b>					
Direct	TA-CR-16-025	10.960	Technical Agricultural Assistance	29,027	
<b>Department of Agriculture, Forest Service</b>					
Direct	14-CA-11111169-065	10.674	Wood Utilization Assistance	24,203	
Direct	14-JV-11111133-089	10.674	Wood Utilization Assistance	5,475	
Direct	15-CA-11420004-081 A1	10.674	Wood Utilization Assistance	93,336	
Direct	15-DG-11420004-082	10.674	Wood Utilization Assistance	97,463	30,677
Direct	15-DG-11420004-237 Mod A1	10.680	Forest Health Protection	12,120	
Direct	16-CA-11111169-082	10.674	Wood Utilization Assistance	9,609	
Direct	16-DG-11420004-168	10.674	Wood Utilization Assistance	11,299	
Direct	16-DG-11420004-227	10.675	Urban and Community Forestry Program	7,833	1,671

(Continued)

**UNIVERSITY OF MINNESOTA**

**SCHEDULE OF EXPENDITURES OF FEDERAL AWARDS  
FOR THE YEAR ENDED JUNE 30, 2017**

Cluster, Agency, Subagency, Direct/ Pass-through, Pass-through Entity	Award #	CFDA#	CFDA Program Title	Federal Expenditures	Passed through to Subrecipients
Direct	MN 15-CA-11420004-029	10.680	Forest Health Protection	\$ 28,567	\$
Passthrough: MN Department of Natural Resources	101488 PO 3-85372	10.678	Forest Stewardship Program	37,050	
<b>Department of Agriculture, National Institute of Food and Agriculture</b>					
Direct	NS Prog AES Dept & Res Support	10.202	Cooperative Forestry Research	734,136	
Direct	NS Prog AES Dept & Res Support	10.203	Payments to Agricultural Experiment Stations Under the Hatch Act	5,564,475	
Direct	NS Prog AES Res & Animal Health Awd	10.207	Animal Health and Disease Research	101,330	
Direct	2010-47001-21424	10.500	Cooperative Extension Service	(3,000)	(3,000)
Direct	2011-38640-30539	10.215	Sustainable Agriculture Research and Education	36,954	
Direct	2011-47001-30538	10.500	Cooperative Extension Service	24,585	
Direct	2011-51181-30681	10.309	Specialty Crop Research Initiative	190,320	56,937
Direct	2011-51300-30743	10.307	Organic Agriculture Research and Extension Initiative	106,165	
Direct	2011-67003-30343	10.310	Agriculture and Food Research Initiative (AFRI)	539,702	482,550
Direct	2011-67009-20062, Amend 2	10.310	Agriculture and Food Research Initiative (AFRI)	141,384	
Direct	2012-38640-19545	10.215	Sustainable Agriculture Research and Education	668,896	258,060
Direct	2012-51181-19932	10.309	Specialty Crop Research Initiative	574,166	264,749
Direct	2012-51300-20015	10.307	Organic Agriculture Research and Extension Initiative	627,056	72,787
Direct	2012-67005-19613	10.310	Agriculture and Food Research Initiative (AFRI)	2,423	
Direct	2012-67015-19297 Amd 3	10.310	Agriculture and Food Research Initiative (AFRI)	20	
Direct	2012-67015-19432	10.310	Agriculture and Food Research Initiative (AFRI)	42,745	
Direct	2012-67021-19280 Amd 2	10.310	Agriculture and Food Research Initiative (AFRI)	8,090	
Direct	2012-68001-19631 Amd 7	10.310	Agriculture and Food Research Initiative (AFRI)	238,420	
Direct	2013-38640-20901	10.215	Sustainable Agriculture Research and Education	650,224	453,101
Direct	2013-41520-21529	10.500	Cooperative Extension Service	954,084	514,698
Direct	2013-47001-20902	10.500	Cooperative Extension Service	170,820	152,292
Direct	2013-48710-21515	10.500	Cooperative Extension Service	4,382	
Direct	2013-51106-21005	10.303	Integrated Programs	299,683	21,477
Direct	2013-67009-20377	10.310	Agriculture and Food Research Initiative (AFRI)	234,979	
Direct	2013-67009-20396	10.310	Agriculture and Food Research Initiative (AFRI)	76,198	44,842
Direct	2013-67015-21244	10.310	Agriculture and Food Research Initiative (AFRI)	108,018	
Direct	2013-67019-21364	10.310	Agriculture and Food Research Initiative (AFRI)	219,345	132,747
Direct	2014-38640-22156	10.215	Sustainable Agriculture Research and Education	1,451,177	1,133,573
Direct	2014-67009-22305 Amendment 1	10.310	Agriculture and Food Research Initiative (AFRI)	368,786	158,178
Direct	2014-67015-21606	10.310	Agriculture and Food Research Initiative (AFRI)	59,427	
Direct	2014-67023-21814	10.310	Agriculture and Food Research Initiative (AFRI)	157,084	76,111
Direct	2015-33522-24096	10.219	Biotechnology Risk Assessment Research	136,221	24,883
Direct	2015-38640-23781	10.215	Sustainable Agriculture Research and Education	982,875	645,155
Direct	2015-67013-23419	10.310	Agriculture and Food Research Initiative (AFRI)	263,593	
Direct	2015-67015-23274	10.310	Agriculture and Food Research Initiative (AFRI)	155,616	
Direct	2015-67017-23076	10.310	Agriculture and Food Research Initiative (AFRI)	89,511	
Direct	2015-67019-23600	10.310	Agriculture and Food Research Initiative (AFRI)	254,076	105,997
Direct	2015-68003-22972	10.310	Agriculture and Food Research Initiative (AFRI)	669,044	197,993
Direct	2015-68006-22991 Amd 1	10.310	Agriculture and Food Research Initiative (AFRI)	183,665	88,055
Direct	2015-68006-25646	10.310	Agriculture and Food Research Initiative (AFRI)	137,677	79,322
Direct	2016-38640-25381	10.215	Sustainable Agriculture Research and Education	752,575	357,375
Direct	2016-48788-25895	10.500	Cooperative Extension Service	126,071	
Direct	2016-51300-25722	10.307	Organic Agriculture Research and Extension Initiative	169,700	33,309
Direct	2016-51300-25734	10.307	Organic Agriculture Research and Extension Initiative	13,951	10,882

(Continued)

**UNIVERSITY OF MINNESOTA**

**SCHEDULE OF EXPENDITURES OF FEDERAL AWARDS  
FOR THE YEAR ENDED JUNE 30, 2017**

Cluster, Agency, Subagency, Direct/ Pass-through, Pass-through Entity	Award #	CFDA#	CFDA Program Title	Federal Expenditures	Passed through to Subrecipients
Direct	2016-67012-24841	10.310	Agriculture and Food Research Initiative (AFRI)	\$ 61,541	\$
Direct	2016-67012-25105	10.310	Agriculture and Food Research Initiative (AFRI)	81,788	
Direct	2016-67013-24747	10.310	Agriculture and Food Research Initiative (AFRI)	95,341	
Direct	2016-67015-24457	10.310	Agriculture and Food Research Initiative (AFRI)	92,128	20,696
Direct	2016-67015-24906	10.310	Agriculture and Food Research Initiative (AFRI)	148,294	
Direct	2016-67015-24907 / 20166701524907	10.310	Agriculture and Food Research Initiative (AFRI)	127,854	23,112
Direct	2016-67015-24911	10.310	Agriculture and Food Research Initiative (AFRI)	187,674	
Direct	2016-67015-24928	10.310	Agriculture and Food Research Initiative (AFRI)	130,126	
Direct	2016-67021-24534	10.310	Agriculture and Food Research Initiative (AFRI)	275,538	97,574
Direct	2016-67030-24950 NCE	10.310	Agriculture and Food Research Initiative (AFRI)	71,786	
Direct	2016-67030-25242	10.310	Agriculture and Food Research Initiative (AFRI)	66,302	
Direct	2016-68001-24921	10.310	Agriculture and Food Research Initiative (AFRI)	143,795	
Direct	2016-68003-24850	10.310	Agriculture and Food Research Initiative (AFRI)	612,879	
Direct	2016-70003-24775	10.217	Higher Education - Institution Challenge Grants Program	133,478	53,016
Direct	2016-70006-25828 Amendment 1	10.329	Crop Protection and Pest Management Competitive Grants Program	19,987	
Direct	2017-67012-26090	10.310	Agriculture and Food Research Initiative (AFRI)	36,141	
Direct	2017-67012-26109	10.310	Agriculture and Food Research Initiative (AFRI)	20,395	
Direct	2017-67012-26117	10.310	Agriculture and Food Research Initiative (AFRI)	26,972	
Direct	2017-67015-26296	10.310	Agriculture and Food Research Initiative (AFRI)	9,285	
Direct	2017-67015-26633	10.310	Agriculture and Food Research Initiative (AFRI)	345	
Direct	2017-67017-26172	10.310	Agriculture and Food Research Initiative (AFRI)	4,326	
Direct	2017-67026-26314	10.310	Agriculture and Food Research Initiative (AFRI)	13,055	
Direct	2017-67032-26010	10.310	Agriculture and Food Research Initiative (AFRI)	14,304	
Direct	2017-68006-26231	10.310	Agriculture and Food Research Initiative (AFRI)	20,902	
Direct	2017-68006-26345	10.310	Agriculture and Food Research Initiative (AFRI)	750	
Passthrough:					
College of Menominee Nation	No Award Number	10.227	1994 Institutions Research Program	1,146	
Colorado State University	G-57057-1	10.310	Agriculture and Food Research Initiative (AFRI)	10,434	
Cornell University	64094-9750 Amend 4	10.309	Specialty Crop Research Initiative	110,139	
Cornell University	72159-10314 / 2014-67015-22040	10.310	Agriculture and Food Research Initiative (AFRI)	51,813	
Cornell University	76605-10549	10.330	Alfalfa and Forage Research Program	52,495	
Fond du Lac Tribal & Community College	29324	10.227	1994 Institutions Research Program	2,658	
Iowa State University	416-17-01C	10.310	Agriculture and Food Research Initiative (AFRI)	226,669	
Iowa State University	416-40-25A	10.310	Agriculture and Food Research Initiative (AFRI)	74,580	
Iowa State University	416-40-63G	10.310	Agriculture and Food Research Initiative (AFRI)	28,846	
Iowa State University	416-41-07A	10.310	Agriculture and Food Research Initiative (AFRI)	5,720	
Iowa State University	416-41-15D	10.200	Grants for Agricultural Research, Special Research Grants	394	
Iowa State University	416-41-39A	10.307	Organic Agriculture Research and Extension Initiative	193,408	
Kansas State University	S16024	10.310	Agriculture and Food Research Initiative (AFRI)	33,229	
Michigan State University	RC101676UM Amend 5	10.304	Homeland Security_Agricultural	6,559	
Michigan State University	RC103522UMN	10.310	Agriculture and Food Research Initiative (AFRI)	73,297	
Michigan State University	RC104283B Amd 2 and 3	10.200	Grants for Agricultural Research, Special Research Grants	29,593	
Michigan State University	RC104285H Amd 2	10.309	Specialty Crop Research Initiative	153,625	
Michigan State University	RC104622D	10.309	Specialty Crop Research Initiative	68,907	
Michigan State University	RC106556J	10.304	Homeland Security_Agricultural	37,665	
North Central Risk Mgmt Education Center	25-6324-0150-015/2015-49200-24226	10.500	Cooperative Extension Service	30,324	
North Dakota State University	FAR0025836	10.200	Grants for Agricultural Research, Special Research Grants	24,232	
North Dakota State University	FAR0026101	10.310	Agriculture and Food Research Initiative (AFRI)	91,414	
Oregon State University	C0486A-A Amd 3	10.310	Agriculture and Food Research Initiative (AFRI)	37,139	

(Continued)

**UNIVERSITY OF MINNESOTA**

**SCHEDULE OF EXPENDITURES OF FEDERAL AWARDS  
FOR THE YEAR ENDED JUNE 30, 2017**

Cluster, Agency, Subagency, Direct/ Pass-through, Pass-through Entity	Award #	CFDA#	CFDA Program Title	Federal Expenditures	Passed through to Subrecipients
Purdue University	8000067421-AG	10.310	Agriculture and Food Research Initiative (AFRI)	\$ 93,838	\$
South Dakota State University	3TD687	10.310	Agriculture and Food Research Initiative (AFRI)	401	
South Dakota State University	3TM640	10.320	Sun Grant Program	50,933	
Temple University	PO139259/Sub No240245	10.310	Agriculture and Food Research Initiative (AFRI)	26,233	
The Ohio State University	60045862 / 2015-68004-23131	10.310	Agriculture and Food Research Initiative (AFRI)	56,629	
The University of Arizona	70938 / 2012-68003-19812 prime	10.310	Agriculture and Food Research Initiative (AFRI)	192,841	
The University of Georgia	RC293-636/S000873	10.307	Organic Agriculture Research and Extension Initiative	102,488	
The University of Georgia	RD319-301/S001441	10.310	Agriculture and Food Research Initiative (AFRI)	80,250	
Trellis Growing Systems, LLC	No Award Number	10.212	Small Business Innovation Research	4,780	
Tubs, Inc	No Award Number	10.212	Small Business Innovation Research	29,057	
University of California, Davis	201015718-16	10.310	Agriculture and Food Research Initiative (AFRI)	251,990	
University of California, Davis	201603098-03	10.307	Organic Agriculture Research and Extension Initiative	15,004	
University of California, Davis	201603566-07	10.310	Agriculture and Food Research Initiative (AFRI)	17,909	
University of Florida	UFDSP00010984	10.309	Specialty Crop Research Initiative	1,686	
University of Illinois at Urbana-Champaign	15428 Amd 2 / previously 2014-07306-05	10.329	Crop Protection and Pest Management Competitive Grants Program	17,122	
University of Illinois at Urbana-Champaign	2014-05981-01	10.310	Agriculture and Food Research Initiative (AFRI)	40,876	
University of Maryland	Z552803 Amendment F	10.310	Agriculture and Food Research Initiative (AFRI)	44,959	
University of Maryland	Z5773001	10.310	Agriculture and Food Research Initiative (AFRI)	28,927	
University of Maryland	Z5775001	10.310	Agriculture and Food Research Initiative (AFRI)	52,800	
University of Nebraska-Lincoln	25-6324-0150-108	10.500	Cooperative Extension Service	4,477	
University of Wisconsin-Madison	350K884 Amend 4	10.309	Specialty Crop Research Initiative	14,421	
University of Wisconsin-Madison	428K094 Amendment 05 NCE	10.309	Specialty Crop Research Initiative	112,805	
Washington State University	115808 G002979	10.310	Agriculture and Food Research Initiative (AFRI)	35,153	
<b>Department of Agriculture, Natural Resources Conservation Service</b>					
Direct	68-7482-16-532	10.902	Soil and Water Conservation	87,838	
Direct	69-3A75-14-249	10.912	Environmental Quality Incentives Program	45,358	
Direct	69-3A75-16-008	10.912	Environmental Quality Incentives Program	114,849	
<b>Department of Agriculture, Rural Business-Cooperative Service</b>					
Passthrough:					
Iowa State University	412-30-27C	10.352	Value-Added Producer Grants	9,695	
Iowa State University	412-30-31A	10.352	Value-Added Producer Grants	39,554	
<b>Department of Agriculture, The Office of the Chief Economist</b>					
Direct	58-0111-14-011	10.290	Agricultural Market and Economic Research	8,455	
Direct	58-0111-15-012	10.290	Agricultural Market and Economic Research	69,104	38,662
Direct	58-0111-16-020	10.290	Agricultural Market and Economic Research	53,234	4,803
<b>Department of Commerce</b>					
Passthrough:					
Northeast-Midwest Institute	Subcontract #GSIUMD09-10 Am. #8	11.UXX	Unid CFDA-Department of Commerce	110,368	
<b>Department of Commerce, National Institute of Standards and Technology (NIST)</b>					
Direct	70NANB15H061 am 1	11.619	Arrangements for Interdisciplinary Research Infrastructure	120,845	
Direct	70NANB17H127	11.620	Science, Technology, Business and/or Education Outreach	9,565	
Passthrough:					
University of Massachusetts Lowell	S51700000029488	11.619	Arrangements for Interdisciplinary Research Infrastructure	32,285	
University of Southern California	67426431 AM 1	11.619	Arrangements for Interdisciplinary Research Infrastructure	47,194	

(Continued)

**UNIVERSITY OF MINNESOTA**

**SCHEDULE OF EXPENDITURES OF FEDERAL AWARDS  
FOR THE YEAR ENDED JUNE 30, 2017**

Cluster, Agency, Subagency, Direct/ Pass-through, Pass-through Entity	Award #	CFDA#	CFDA Program Title	Federal Expenditures	Passed through to Subrecipients
<b>Department of Commerce, National Oceanic and Atmospheric Administration (NOAA)</b>					
Direct	NA13OAR4310086 Amend 2	11.431	Climate and Atmospheric Research	\$ 78,745	\$
Direct	NA14OAR4170080 Amend. 14	11.417	Sea Grant Support	356,982	
Passthrough:					
Great Lakes Observing System	IOOS/AOCMOD-01	11.012	Integrated Ocean Observing System (IOOS)	6,446	
Great Lakes Observing System	IOOS/NBN-02	11.012	Integrated Ocean Observing System (IOOS)	23,783	
Minnesota's Lake Superior Coastal Prog.	107633/3000091815	11.419	Coastal Zone Management Administration Awards	4,509	
Minnesota's Lake Superior Coastal Prog.	Contract 105908 / PO 3000089723	11.419	Coastal Zone Management Administration Awards	3,169	
Minnesota's Lake Superior Coastal Prog.	Contract 105908 / PO 3000089723	11.419	Coastal Zone Management Administration Awards	1,781	
Minnesota's Lake Superior Coastal Prog.	Grant 113896 / PO# 30001401353	11.419	Coastal Zone Management Administration Awards	19,798	
MN Department of Natural Resources	14-306A-01 - 88200/3000070063	11.419	Coastal Zone Management Administration Awards	180	
MN Department of Natural Resources	Contract 195197 / PO 3000088962	11.419	Coastal Zone Management Administration Awards	62,906	
University of Michigan	3002475295	11.432	National Oceanic and Atmospheric Administration (NOAA) Cooperative Institutes	48,461	
<b>Department of Defense</b>					
Direct	HR0011-16-C-0024	12.CXX	Contract-Department of Defense	563,757	26,375
Direct	HR0011-16-C-0134	12.CXX	Contract-Department of Defense	1,152,407	558,328
Direct	N00167-16-P-0034	12.CXX	Contract-Department of Defense	119,640	
Direct	N00167-17-D-0002/N0016717F0028	12.CXX	Contract-Department of Defense	21,257	
Direct	W81XWH-13-2-0087	12.CXX	Contract-Department of Defense	34,651	
Direct	W81XWH-14-1-0518	12.CXX	Contract-Department of Defense	154,413	
Direct	W81XWH-14-C-0101 P00006	12.CXX	Contract-Department of Defense	1,398,853	1,133,095
Direct	W81XWH-15-P-0174 P00003	12.CXX	Contract-Department of Defense	78,688	
Direct	W911NF-15-1-0197 Amend P00002	12.CXX	Contract-Department of Defense	68,313	
Direct	W912HQ-14-C-0042	12.CXX	Contract-Department of Defense	245,156	111,477
Direct	W912HQ-16-C-0014 P00001	12.CXX	Contract-Department of Defense	165,695	
Direct	W912HQ-16-C-0027	12.CXX	Contract-Department of Defense	152,300	48,280
Direct	W912HZ-13-2-0008	12.CXX	Contract-Department of Defense	13,504	
Direct	W912HZ-16-2-0011	12.CXX	Contract-Department of Defense	34,436	
Passthrough:					
ADA Technologies, Inc	15-0621S (N68335-16-C0253) am 1	12.CXX	Contract-Department of Defense	27,033	
Adventium Labs	1039-UMN MOD3	12.CXX	Contract-Department of Defense	924	
Cherokee Nation Technology Solutions	150057.0044S02-0016 Mod 1	12.CXX	Contract-Department of Defense	203,717	
Engility Corporation	14463-PETTT-MINN,TO4, PO#0007293-Release3	12.CXX	Contract-Department of Defense	70,696	
Gaia Medical Institute, LLC	W81XWH-13-C-0225	12.CXX	Contract-Department of Defense	4,404	
General Dynamics	14-SC-0104 mod 3	12.CXX	Contract-Department of Defense	18,434	
HRL Laboratories, LLC	12032-162908-DS	12.CXX	Contract-Department of Defense	30,000	
Orbis Biosciences, Inc	No Award Number	12.CXX	Contract-Department of Defense	1,896	
Raytheon Company	4201198079	12.CXX	Contract-Department of Defense	64,119	
Rockwell Collins, Inc	4504789784 CO 8	12.UXX	Unid CFDA-Department of Defense	216,748	
Rockwell Collins, Inc	PO 4506189784	12.CXX	Contract-Department of Defense	37,231	
Smart Information Flow Tech	SAVANT-UMN_01	12.CXX	Contract-Department of Defense	15,000	
Space Dynamics Laboratory	EXACT / CP0039741	12.CXX	Contract-Department of Defense	48,990	
Technology Service Corporation	TSC-1076-40066 Mod 2	12.CXX	Contract-Department of Defense	20,316	
Tissue Testing Technologies, LLC	H151-014-0042/W81XWH-15-C-0173	12.CXX	Contract-Department of Defense	2	
Virtusaero LLC	F16-008-S01	12.CXX	Contract-Department of Defense	30,000	

(Continued)

**UNIVERSITY OF MINNESOTA**

**SCHEDULE OF EXPENDITURES OF FEDERAL AWARDS  
FOR THE YEAR ENDED JUNE 30, 2017**

Cluster, Agency, Subagency, Direct/ Pass-through, Pass-through Entity	Award #	CFDA#	CFDA Program Title	Federal Expenditures	Passed through to Subrecipients
<b>Department of Defense, Advanced Research Projects Agency</b>					
Direct	D17AP00028	12.910	Research and Technology Development	\$ 1,264	\$
Direct	FA8650-16-2-7640	12.910	Research and Technology Development	318,192	
Direct	HR0011-17-2-0001 P00003	12.910	Research and Technology Development	131,369	
Direct	HR0011-17-2-0038	12.910	Research and Technology Development	36,965	
Direct	HR0011727570 / previous HR0011623619-00	12.910	Research and Technology Development	44,046	
Direct	N66001-11-1-4158	12.910	Research and Technology Development	767,515	276,178
Direct	N66001-14-1-4047	12.910	Research and Technology Development	310,950	
<b>Department of Defense, Department of the Air Force, Materiel Command</b>					
Direct	FA9453-17-1-0101	12.800	Air Force Defense Research Sciences Program	52,731	
Direct	FA9550-10-1-0563 P00002	12.800	Air Force Defense Research Sciences Program	156,140	156,140
Direct	FA9550-12-1-0064 P00004	12.800	Air Force Defense Research Sciences Program	320,145	
Direct	FA9550-12-1-0319	12.800	Air Force Defense Research Sciences Program	153,543	85,480
Direct	FA9550-15-1-0207	12.800	Air Force Defense Research Sciences Program	95,579	
Direct	FA9550-15-1-0261	12.800	Air Force Defense Research Sciences Program	191,649	118,955
Direct	FA9550-16-1-0009	12.800	Air Force Defense Research Sciences Program	85,177	
Direct	FA9550-16-1-0134	12.800	Air Force Defense Research Sciences Program	93,487	
Direct	FA9550-16-1-0161	12.800	Air Force Defense Research Sciences Program	366,133	
Direct	FA9550-16-1-0205	12.800	Air Force Defense Research Sciences Program	86,793	
Direct	FA9550-16-1-0282	12.800	Air Force Defense Research Sciences Program	94,050	
Direct	FA9550-16-1-0515	12.800	Air Force Defense Research Sciences Program	35,472	
Direct	FA9550-17-1-0057	12.800	Air Force Defense Research Sciences Program	9,585	
Direct	FA9550-17-1-0252	12.800	Air Force Defense Research Sciences Program	1,581	
Passthrough:					
California Institute of Technology	28D-1097554	12.800	Air Force Defense Research Sciences Program	50,102	
California Institute of Technology	52-1093214	12.800	Air Force Defense Research Sciences Program	93,699	
Carnegie Mellon University	1150119-294738	12.800	Air Force Defense Research Sciences Program	80,916	
Rice University	R18711 - Sub#FA9550-15-1-0022 Am 4	12.800	Air Force Defense Research Sciences Program	171,764	
The Ohio State University	PO# RF01358604 Project# 60041477 Mod 5	12.800	Air Force Defense Research Sciences Program	141,231	
The Research Foundation of SUNY	1122373-2-70297	12.800	Air Force Defense Research Sciences Program	(949)	
University of North Carolina at Charlotte	20100669-03-UMN	12.800	Air Force Defense Research Sciences Program	174	
University of Southampton	514541101	12.800	Air Force Defense Research Sciences Program	172,447	
University of Washington	UWSC7794 PO: BPO14559	12.800	Air Force Defense Research Sciences Program	338,635	
<b>Department of Defense, Department of the Navy, Office of the Chief of Naval Research</b>					
Direct	N00014-11-1-0690	12.300	Basic and Applied Scientific Research	1,287,187	700,005
Direct	N00014-13-1-0552 /N00014-16-1-2183	12.300	Basic and Applied Scientific Research	149,069	
Direct	N00014-14-1-0290	12.300	Basic and Applied Scientific Research	82,598	
Direct	N00014-14-1-0304 Mod P00003	12.300	Basic and Applied Scientific Research	34,240	
Direct	N00014-14-1-0449 P00002	12.300	Basic and Applied Scientific Research	94,027	
Direct	N00014-14-1-0714 (N00014-16-1-2178) P000	12.300	Basic and Applied Scientific Research	54,061	
Direct	N00014-15-1-2294 Mod P00003	12.300	Basic and Applied Scientific Research	106,550	
Direct	N00014-15-1-2522 P00002	12.300	Basic and Applied Scientific Research	377,089	
Direct	N00014-16-1-2192 P00002	12.300	Basic and Applied Scientific Research	60,391	
Direct	N00014-16-1-2194 Mod P00004	12.300	Basic and Applied Scientific Research	303,904	
Direct	N00014-16-1-2295-Con't N00014-14-1-0289	12.300	Basic and Applied Scientific Research	299,044	
Direct	N00014-16-1-2755 P00001	12.300	Basic and Applied Scientific Research	116,926	

(Continued)

**UNIVERSITY OF MINNESOTA**

**SCHEDULE OF EXPENDITURES OF FEDERAL AWARDS  
FOR THE YEAR ENDED JUNE 30, 2017**

Cluster, Agency, Subagency, Direct/ Pass-through, Pass-through Entity	Award #	CFDA#	CFDA Program Title	Federal Expenditures	Passed through to Subrecipients
Direct	N00014-16-1-3118 / N00014-12-1-1030A0001	12.300	Basic and Applied Scientific Research	\$ 538,188	284,933
Direct	N00014-16-1-3205 P00001	12.300	Basic and Applied Scientific Research	65,404	
Direct	N00014-17-1-2308	12.300	Basic and Applied Scientific Research	7,840	
Direct	N00014-17-1-2496	12.300	Basic and Applied Scientific Research	1,202	
Passthrough:					
Massachusetts Institute of Technology	5710003352	12.300	Basic and Applied Scientific Research	269,339	
Naval Postgraduate School	N00244-14-2-0008 P00002	12.300	Basic and Applied Scientific Research	9,492	
Purdue University	4104-74180	12.300	Basic and Applied Scientific Research	66,414	
Purdue University	4104-74423 (Sub)	12.300	Basic and Applied Scientific Research	50,000	
University of California, Berkeley	00008157 Amend 05	12.300	Basic and Applied Scientific Research	13,945	
University of Michigan	3002460613 Amd 12 N00014-12-0874	12.300	Basic and Applied Scientific Research	83,428	
<b>Department of Defense, National Security Agency</b>					
Direct	H98230-16-1-0026	12.901	Mathematical Sciences Grants Program	91,348	
Direct	H98230-16-1-0299	12.901	Mathematical Sciences Grants Program	5,132	
Passthrough:					
Medtronic Inc	PO 4300600847 HR0011-16C-0014/ PO 430060	12.901	Mathematical Sciences Grants Program	569,097	
<b>Department of Defense, Office of the Secretary of Defense</b>					
Direct	HDTRA1-14-1-0040	12.351	Basic Scientific Research - Combating Weapons of Mass Destruction	222,995	
Direct	HDTRA1-14-1-0042 P00004	12.351	Basic Scientific Research - Combating Weapons of Mass Destruction	332,356	113,431
Direct	HDTRA1-15-1-0004 P00004	12.351	Basic Scientific Research - Combating Weapons of Mass Destruction	144,056	
Direct	HM02101310005	12.630	Basic, Applied, and Advanced Research in Science and Engineering	70,246	
Passthrough:					
Massachusetts Institute of Technology	5710003933	12.351	Basic Scientific Research - Combating Weapons of Mass Destruction	99,554	
Oklahoma State University	AA-5-33690	12.351	Basic Scientific Research - Combating Weapons of Mass Destruction	615	
<b>Department of Defense, U.S. Army Materiel Command</b>					
Direct	W911NF-14-1-0247	12.431	Basic Scientific Research	1,613,307	960,541
Direct	W911NF-14-1-0316	12.431	Basic Scientific Research	110,352	
Direct	W911NF-14-1-0577 P00003	12.431	Basic Scientific Research	75,007	
Direct	W911NF-14-2-0035 P00005	12.431	Basic Scientific Research	314,167	
Direct	W911NF-14-2-0042 P00003	12.431	Basic Scientific Research	(432)	
Direct	W911NF-15-1-0243	12.431	Basic Scientific Research	73,664	
Direct	W911NF-15-1-0469	12.431	Basic Scientific Research	3,911	
Direct	W911NF-15-1-0492	12.431	Basic Scientific Research	109,824	
Passthrough:					
3M Co	PO #USMMMR74D6	12.431	Basic Scientific Research	263,691	
BBN Technologies Corp.	OW911NF-09-2-0053	12.431	Basic Scientific Research	79,504	
Cornell University	66220-9899	12.431	Basic Scientific Research	120,073	
Intel Corporation	CW1987326	12.431	Basic Scientific Research	23,007	
Rice University	R17833 am 9	12.431	Basic Scientific Research	338,817	
University of California, Los Angeles	0160 G UC269	12.431	Basic Scientific Research	41,420	
University of South Carolina	16-3123 am1	12.431	Basic Scientific Research	19,108	
University of Washington	UWSC9476 BPO#: 18923	12.431	Basic Scientific Research	122,998	

(Continued)

**UNIVERSITY OF MINNESOTA**

**SCHEDULE OF EXPENDITURES OF FEDERAL AWARDS  
FOR THE YEAR ENDED JUNE 30, 2017**

Cluster, Agency, Subagency, Direct/ Pass-through, Pass-through Entity	Award #	CFDA#	CFDA Program Title	Federal Expenditures	Passed through to Subrecipients
<b>Department of Defense, U.S. Army Medical Command</b>					
Direct	W81XWH-10-1-0305 Amendment P0007	12.420	Military Medical Research and Development	\$ (449)	\$
Direct	W81XWH-12-1-0619 Mod 2	12.420	Military Medical Research and Development	10,199	
Direct	W81XWH-14-1-0028 P00001	12.420	Military Medical Research and Development	82,887	
Direct	W81XWH-14-1-0094	12.420	Military Medical Research and Development	122,829	
Direct	W81XWH-14-1-0102 P00002	12.420	Military Medical Research and Development	9,897	
Direct	W81XWH-14-1-0143	12.420	Military Medical Research and Development	794,999	138,170
Direct	W81XWH-14-1-0534	12.420	Military Medical Research and Development	65,243	
Direct	W81XWH-15-1-0047	12.420	Military Medical Research and Development	170,704	
Direct	W81XWH-15-1-0060	12.420	Military Medical Research and Development	207,912	
Direct	W81XWH-15-1-0114	12.420	Military Medical Research and Development	291,262	
Direct	W81XWH-15-1-0392	12.420	Military Medical Research and Development	412,054	
Direct	W81XWH-15-1-0477	12.420	Military Medical Research and Development	165,657	
Direct	W81XWH-15-1-0478	12.420	Military Medical Research and Development	123,563	
Direct	W81XWH-15-1-0494 AMD P00002	12.420	Military Medical Research and Development	730,419	
Direct	W81XWH-15-1-0501	12.420	Military Medical Research and Development	171,377	
Direct	W81XWH-15-1-0520	12.420	Military Medical Research and Development	235,587	
Direct	W81XWH-15-1-0633	12.420	Military Medical Research and Development	92,339	
Direct	W81XWH-16-1-0034	12.420	Military Medical Research and Development	170,185	
Direct	W81XWH-16-1-0070	12.420	Military Medical Research and Development	71,890	
Direct	W81XWH-16-1-0135	12.420	Military Medical Research and Development	112,663	
Direct	W81XWH-16-1-0380/0010866661-0001	12.420	Military Medical Research and Development	136,263	
Direct	W81XWH-16-1-0407	12.420	Military Medical Research and Development	419,091	48,258
Direct	W81XWH-16-1-0427	12.420	Military Medical Research and Development	202,134	
Passthrough:					
3M Co	W81XWH-15-2-0048	12.420	Military Medical Research and Development	4,024	
Albert Einstein College of Medicine	PO#519026-AE#321127-W81XWH-13-1-0180	12.420	Military Medical Research and Development	9,258	
MN Veterans Medical Research & Educ Fdn	1	12.420	Military Medical Research and Development	1,050	
Oregon Health & Science University	1007494_UMN AMD#2	12.420	Military Medical Research and Development	47,106	
The University of Alabama at Birmingham	000507860-003	12.420	Military Medical Research and Development	267,667	
Tissue Testing Technologies, LLC	No Award Number	12.420	Military Medical Research and Development	601	
University of Colorado Denver	FY17 764 003_AMD1(MN)/Project #2-5-A4864	12.420	Military Medical Research and Development	232,188	
University of Pittsburgh	0046723 (411452-3) Amend 1	12.420	Military Medical Research and Development	3,423	
University of Washington	8640 Am 1	12.420	Military Medical Research and Development	50,867	
University of Washington	Subaward No. UWSC7394 / BPO7953	12.420	Military Medical Research and Development	115,440	
Virginia Commonwealth University	PT108802-SC107144 Am 2	12.420	Military Medical Research and Development	245,924	
<b>Department of Education</b>					
Passthrough:					
American Institutes for Research	01241-03175/ED-IES-12-C-004	84.CXX	Contract-Department of Education	3,844	
<b>Department of Education, Institute of Education Sciences</b>					
Direct	R305A110358 Action 8	84.305	Education Research, Development and Dissemination	699,615	
Direct	R305A120086-15 Action 7	84.305	Education Research, Development and Dissemination	119,544	
Direct	R305A120449	84.305	Education Research, Development and Dissemination	97,805	14,979
Direct	R305A140065	84.305	Education Research, Development and Dissemination	365,673	
Direct	R305A160034	84.305	Education Research, Development and Dissemination	269,042	36,392
Direct	R305A160077	84.305	Education Research, Development and Dissemination	250,669	80,409
Direct	R305A160080	84.305	Education Research, Development and Dissemination	225,327	41,338

(Continued)



**UNIVERSITY OF MINNESOTA**

**SCHEDULE OF EXPENDITURES OF FEDERAL AWARDS  
FOR THE YEAR ENDED JUNE 30, 2017**

Cluster, Agency, Subagency, Direct/ Pass-through, Pass-through Entity	Award #	CFDA#	CFDA Program Title	Federal Expenditures	Passed through to Subrecipients
Direct	R305D160010	84.305	Education Research, Development and Dissemination	\$ 51,830	31,824
Direct	R305H160036 Amd 1	84.305	Education Research, Development and Dissemination	112,708	38,702
Direct	R324A130144	84.324	Research in Special Education	256,086	138,490
Direct	R324A130161 mod 12	84.324	Research in Special Education	236,622	
Direct	R324A160064	84.324	Research in Special Education	233,731	18,752
Passthrough:					
The University of Kansas	FY2013-003	84.324	Research in Special Education	1,949	
University of Delaware	40810	84.305	Education Research, Development and Dissemination	27,980	
University of Oregon	224520A	84.305	Education Research, Development and Dissemination	134,220	
University of Washington	UWSC9139 BPO# 21190	84.305	Education Research, Development and Dissemination	32,606	
<b>Department of Education, Office of Elementary and Secondary Education</b>					
Passthrough:					
Indiana University	PO Number: 1921895	84.004	Civil Rights Training and Advisory Services	3,781	
Intermediate District #287	S342747, S343084, S343403	84.366	Mathematics and Science Partnerships	(41)	
<b>Department of Education, Office of Innovation and Improvement</b>					
Direct	PR/Award No. U411B110098	84.411	Investing in Innovation (i3) Fund	2,573,576	2,272,513
<b>Department of Education, Office of Postsecondary Education</b>					
Direct	P116F140033	84.116	Fund for the Improvement of Postsecondary Education	606,220	342,978
<b>Department of Education, Office of Special Education and Rehabilitative Services</b>					
Direct	H133B130006	84.133	National Institute on Disability and Rehabilitation Research	(1,719)	(20,000)
Direct	H325D160016	84.325	Special Education—Personnel Development to Improve Services and Results for Children with Disabilities	156,736	
Direct	H327S150004 - 15A	84.327	Special Education_Educational Technology Media, and Materials for Individuals with Disabilities	474,737	84,192
Passthrough:					
University of Illinois Chicago	subaward 16221 / 90RT5032-03	84.133	National Institute on Disability and Rehabilitation Research	89,189	
University of Massachusetts Boston	S20150000029528	84.133	National Institute on Disability and Rehabilitation Research	(40,610)	
<b>Department of Energy</b>					
Direct	SDE-EE0007568	81.086	Conservation Research and Development	227,055	30,523
Direct	DE-AR0000338	81.135	Advanced Research Projects Agency - Energy	122,379	
Direct	DE-AR0000701	81.135	Advanced Research Projects Agency - Energy	366,095	141,187
Direct	DE-AR0000795	81.135	Advanced Research Projects Agency - Energy	30,686	
Direct	DE-EE0005319	81.087	Renewable Energy Research and Development	3,683	
Direct	DE-EE0007217 Mod 0002	81.086	Conservation Research and Development	246,704	
Direct	DE-EE0007881	81.087	Renewable Energy Research and Development	3,001	
Direct	DE-FG02-06ER46275 0012	81.049	Office of Science Financial Assistance Program	178,400	
Direct	DE-FG02-07ER15886 Mod 009	81.UXX	Unid CFDA-Department of Energy	65,550	
Direct	DE-FG02-07ER15913 Amendment 8	81.UXX	Unid CFDA-Department of Energy	1,095	
Direct	DE-FG02-07ER64456	81.049	Office of Science Financial Assistance Program	175,167	
Direct	DE-FG02-87ER40328	81.049	Office of Science Financial Assistance Program	344,704	
Direct	DE-NA0002514	81.113	Defense Nuclear Nonproliferation Research	124,159	
Direct	DE-NE0008540 Mod 2	81.121	Nuclear Energy Research, Development and Demonstration	86,245	
Direct	DE-SC0002183 Mod. 0010	81.049	Office of Science Financial Assistance Program	132,688	
Direct	DE-SC0002567	81.049	Office of Science Financial Assistance Program	99,957	
Direct	DE-SC0006858	81.049	Office of Science Financial Assistance Program	346,594	

(Continued)

**UNIVERSITY OF MINNESOTA**

**SCHEDULE OF EXPENDITURES OF FEDERAL AWARDS  
FOR THE YEAR ENDED JUNE 30, 2017**

Cluster, Agency, Subagency, Direct/ Pass-through, Pass-through Entity	Award #	CFDA#	CFDA Program Title	Federal Expenditures	Passed through to Subrecipients
Direct	DE-SC0006861 mod 003	81.049	Office of Science Financial Assistance Program	\$ 1	1
Direct	DE-SC0006868 Mod 0004 NCE	81.049	Office of Science Financial Assistance Program	9,043	
Direct	DE-SC0008418	81.049	Office of Science Financial Assistance Program	143,465	
Direct	DE-SC0008651	81.049	Office of Science Financial Assistance Program	19,925	
Direct	DE-SC0008662	81.049	Office of Science Financial Assistance Program	10,386	
Direct	DE-SC0008665	81.049	Office of Science Financial Assistance Program	32	
Direct	DE-SC0008666 Mod. No. 4	81.049	Office of Science Financial Assistance Program	604,178	
Direct	DE-SC0008688 Mod. No. 003	81.049	Office of Science Financial Assistance Program	1,384,134	865,823
Direct	DE-SC0011842	81.049	Office of Science Financial Assistance Program	466,994	
Direct	DE-SC0011845	81.049	Office of Science Financial Assistance Program	640,957	
Direct	DE-SC0012069	81.049	Office of Science Financial Assistance Program	849,801	
Direct	DE-SC0012294	81.049	Office of Science Financial Assistance Program	248,144	
Direct	DE-SC0012336	81.049	Office of Science Financial Assistance Program	252,920	
Direct	DE-SC0012659	81.049	Office of Science Financial Assistance Program	9,028	
Direct	DE-SC0012677	81.049	Office of Science Financial Assistance Program	387,514	
Direct	DE-SC0012702 Mod. No. 0002	81.049	Office of Science Financial Assistance Program	2,636,409	1,127,274
Direct	DE-SC0012733	81.049	Office of Science Financial Assistance Program	155,024	28,261
Direct	DE-SC0012742	81.049	Office of Science Financial Assistance Program	296,512	
Direct	DE-SC0014363 Mod 0002	81.049	Office of Science Financial Assistance Program	231,461	36,770
Direct	DE-SC0014402	81.049	Office of Science Financial Assistance Program	83,194	
Direct	DE-SC0016053 mod 0001	81.049	Office of Science Financial Assistance Program	94,712	
Direct	DE-SC0016346	81.049	Office of Science Financial Assistance Program	48,637	
Direct	DE-SC0016371	81.049	Office of Science Financial Assistance Program	326,304	
Direct	PO 618239	81.CXX	Contract-Department of Energy	68,240	
Direct	PO 618527	81.CXX	Contract-Department of Energy	1,487	
Direct	SV7-87013	81.CXX	Contract-Department of Energy	8,671	
Direct	XAT-6-62528-01	81.087	Renewable Energy Research and Development	79,329	
Passthrough:					
Arizona State University	17-149	81.135	Advanced Research Projects Agency - Energy	89,253	
California Institute of Technology	52-1095145	81.112	Stewardship Science Grant Program	191,747	
California Institute of Technology	81-1097359	81.135	Advanced Research Projects Agency - Energy	45,765	
Center for Energy and Environment	No Award Number	81.086	Conservation Research and Development	674	
Colorado School of Mines	PO # P0170970	81.135	Advanced Research Projects Agency - Energy	24,538	
Colorado State University	G-22033-1 am 3	81.049	Office of Science Financial Assistance Program	26,293	
Donald Danforth Plant Science Center	23009-MN	81.049	Office of Science Financial Assistance Program	150,718	
LHB, Inc	LHB Project #150686	81.CXX	Contract-Department of Energy	10,492	
Midwest Renewable Energy Association	DE-EE0006910	81.087	Renewable Energy Research and Development	37,076	
MN Department of Commerce	90130 - UoFM (MNTAP Sub DE6888)- G	81.119	State Energy Program Special Projects	95,119	
MOgene, LC	DE-AR0000457 REMOTE	81.135	Advanced Research Projects Agency - Energy	103,122	
Princeton University	S012824-F	81.CXX	Contract-Department of Energy	7,405	
Rutgers, The State University of New Jersey	5910/PO# S2364740	81.049	Office of Science Financial Assistance Program	45,112	
Sironix Renewables	843823	81.049	Office of Science Financial Assistance Program	6,494	
South Dakota State University	3TG155 Amend. 3	81.079	Regional Biomass Energy Programs	65,992	
Stanford University	SLAC's Subcontract No 165738	81.CXX	Contract-Department of Energy	11,196	
Stanford University	US DOE Subaward 60544213-107908 Amend 2	81.124	Predictive Science Academic Alliance Program	107,999	
The University of Houston	R-17-0010	81.121	Nuclear Energy Research, Development and Demonstration	27,262	
The University of New Mexico	889445-87AC	81.049	Office of Science Financial Assistance Program	85,535	
The University of Texas at Austin	UTA15-000561	81.049	Office of Science Financial Assistance Program	137,027	
The University of Toledo	N-123308-01 2015-30	81.087	Renewable Energy Research and Development	48,772	

(Continued)

**UNIVERSITY OF MINNESOTA**

**SCHEDULE OF EXPENDITURES OF FEDERAL AWARDS  
FOR THE YEAR ENDED JUNE 30, 2017**

Cluster, Agency, Subagency, Direct/ Pass-through, Pass-through Entity	Award #	CFDA#	CFDA Program Title	Federal Expenditures	Passed through to Subrecipients
University of California, Berkeley	DE-SC0001015/00008631	81.049	Office of Science Financial Assistance Program	\$ 300,000	\$
University of California, Irvine	2015-3241	81.049	Office of Science Financial Assistance Program	63,801	
University of Delaware	37791/DE-SC0001004 Am 2	81.049	Office of Science Financial Assistance Program	410,807	
University of Michigan	3001346400 Amd. 8	81.049	Office of Science Financial Assistance Program	177,727	
University of Notre Dame	209008, 202373 Amd. 9	81.049	Office of Science Financial Assistance Program	94,058	
University of Texas	UTA12-000915	81.049	Office of Science Financial Assistance Program	265,693	
University of Wisconsin-Madison	635K633	81.087	Renewable Energy Research and Development	182,670	
Washington State University	118717-G003369	81.113	Defense Nuclear Nonproliferation Research	52,157	
Yale University	C08E10003 / DE-FG02-08ER46482	81.UXX	Unid CFDA-Department of Energy	19,277	
<b>Department of Energy, National Nuclear Security Administration</b>					
Direct	237111	81.C04	Contract-Department of Energy-Los Alamos National Laboratory	17	
Direct	290120	81.C04	Contract-Department of Energy-Los Alamos National Laboratory	41,885	
Direct	311534 mod 2	81.C04	Contract-Department of Energy-Los Alamos National Laboratory	87,789	
Direct	PO 1698902	81.C03	Contract-Department of Energy-Sandia National Laboratory	35,473	
Direct	Subcontract 394918	81.C04	Contract-Department of Energy-Los Alamos National Laboratory	41,268	
<b>Department of Energy, Office of Energy Efficiency and Renewable Energy</b>					
Direct	KNDJ-0-40338-05	81.C09	Contract-Department of Energy-National Renewable Energy Laboratory	97,830	
Direct	XEU-7-62518-06; Task BE4R.3060; WO1	81.C09	Contract-Department of Energy-National Renewable Energy Laboratory	571	
Direct	XEU-7-62518-06; Task BE4R.3060; WO2	81.C09	Contract-Department of Energy-National Renewable Energy Laboratory	1,372	
Direct	XXL-5-52124-01	81.C09	Contract-Department of Energy-National Renewable Energy Laboratory	3,121	
<b>Department of Energy, Office of Science</b>					
Direct	4000131727 mod 6	81.C10	Contract-Department of Energy-Oak Ridge National Laboratory	35,363	
Direct	4000134514 mod 5	81.C10	Contract-Department of Energy-Oak Ridge National Laboratory	27,673	
Direct	554995	81.C06	Contract-Department of Energy-Fermi National Accelerator Laboratory	3,906	
Direct	626924	81.C06	Contract-Department of Energy-Fermi National Accelerator Laboratory	332,395	
Direct	7229320	81.C08	Contract-Department of Energy-Lawrence Berkley National Laboratory	81,847	
Direct	PO 601728	81.U06	Unid CFDA-Department of Energy-Fermi National Accelerator Laboratory	(1,542)	
Direct	PO 615642	81.C06	Contract-Department of Energy-Fermi National Accelerator Laboratory	147,534	
Direct	PO 624279	81.C06	Contract-Department of Energy-Fermi National Accelerator Laboratory	60	
Direct	PO 624637	81.C06	Contract-Department of Energy-Fermi National Accelerator Laboratory	2,092,631	
Direct	PO 628793	81.C06	Contract-Department of Energy-Fermi National Accelerator Laboratory	31,557	
Direct	PO 628886	81.C06	Contract-Department of Energy-Fermi National Accelerator Laboratory	62,247	
Direct	PO 633431	81.C06	Contract-Department of Energy-Fermi National Accelerator Laboratory	99,384	
Passthrough:					
Battelle	180376	81.C02	Contract-Department of Energy-Battelle-Pacific Northwest National Laboratory	9,649	
Battelle	184125	81.C02	Contract-Department of Energy-Battelle-Pacific Northwest National Laboratory	37,394	
<b>Department of Health and Human Services</b>					
Direct	HHSP23320100024WI/ HHSP23337003T T.O #3	93.CXX	Contract-Department of Health and Human Services	85,347	
Passthrough:					
Cellerant Therapeutics, Inc	CLT008-03	93.CXX	Contract-Department of Health and Human Services	59,206	
RAND Corporation	9920150029 amendment 7	93.CXX	Contract-Department of Health and Human Services	176,101	
RAND Corporation	Subcontract 9920150029	93.CXX	Contract-Department of Health and Human Services	139,170	
Research Triangle Institute	Task Order 007 Subk 3-312-0212704-52520L	93.CXX	Contract-Department of Health and Human Services	4,469	
The University of Alabama at Birmingham	000438814 T005 SC001	93.CXX	Contract-Department of Health and Human Services	23,750	
The University of Alabama at Birmingham	000438814 T03 SC001	93.CXX	Contract-Department of Health and Human Services	1,551	
University of South Florida	PO #0000232760 Amendment #8	93.CXX	Contract-Department of Health and Human Services	82,856	
University of Washington	UWSC6241 727119 Am 5	93.UXX	Unid CFDA-Department of Health and Human Services	127,994	

(Continued)

**UNIVERSITY OF MINNESOTA**

**SCHEDULE OF EXPENDITURES OF FEDERAL AWARDS  
FOR THE YEAR ENDED JUNE 30, 2017**

Cluster, Agency, Subagency, Direct/ Pass-through, Pass-through Entity	Award #	CFDA#	CFDA Program Title	Federal Expenditures	Passed through to Subrecipients
<b>Department of Health and Human Services, Administration for Children and Families</b>					
Direct	90PD0273-03	93.647	Social Services Research and Demonstration	\$ 64,857	\$
Direct	90PD0273-04-00	93.647	Social Services Research and Demonstration	35,978	
<b>Department of Health and Human Services, Administration for Community Living</b>					
Direct	90DD0001-04-02	93.632	University Centers for Excellence in Developmental Disabilities Education, Research, and Service	547,000	
Direct	90IF0031-01	93.433	ACL National Institute on Disability, Independent Living, and Rehabilitation Research	105,368	
Direct	90IF0101-01-00	93.433	ACL National Institute on Disability, Independent Living, and Rehabilitation Research	76,724	17,000
Direct	90IF0109-01-02	93.433	ACL National Institute on Disability, Independent Living, and Rehabilitation Research	60,784	28,713
Direct	90RT5019-02	93.433	ACL National Institute on Disability, Independent Living, and Rehabilitation Research	374,110	130,588
Direct	90RT5039-01-00	93.433	ACL National Institute on Disability, Independent Living, and Rehabilitation Research	221,365	121,323
Passthrough: Brandeis University	403315	93.433	ACL National Institute on Disability, Independent Living, and Rehabilitation Research	39,587	
MN Board of Aging	333-14-PPHF-097-002	93.761	Evidence-Based Falls Prevention Programs Financed Solely by Prevention and Public Health Funds (PPHF)	8,359	
University of Massachusetts Boston	B000475804	93.433	ACL National Institute on Disability, Independent Living, and Rehabilitation Research	62,128	
University of Massachusetts Boston	B000495006	93.433	ACL National Institute on Disability, Independent Living, and Rehabilitation Research	53,662	
<b>Department of Health and Human Services, Agency for Healthcare Research and Quality</b>					
Direct	1R03HS024103-01	93.226	Research on Healthcare Costs, Quality and Outcomes	11,583	
Direct	1R03HS024743-01A1	93.226	Research on Healthcare Costs, Quality and Outcomes	9,145	
Direct	1R36HS023950-01	93.226	Research on Healthcare Costs, Quality and Outcomes	315	
Direct	1R36HS024165-01	93.226	Research on Healthcare Costs, Quality and Outcomes	13,195	
Direct	1R36HS024215-01	93.226	Research on Healthcare Costs, Quality and Outcomes	6,638	
Direct	5R03HS022912-02	93.226	Research on Healthcare Costs, Quality and Outcomes	(183)	
Direct	5R18HS022836-04	93.226	Research on Healthcare Costs, Quality and Outcomes	260,320	
Direct	TO#10 HHS29032010T / HHS290201200016I	93.C03	Contract-Department of Health and Human Services-Agency for Health Care Policy and Research	240,426	
Direct	TO#11 HHS29032011T / HHS290201200016I	93.C03	Contract-Department of Health and Human Services-Agency for Health Care Policy and Research	70,642	
Direct	TO#12 HHS29032012T / HHS290201200016I	93.C03	Contract-Department of Health and Human Services-Agency for Health Care Policy and Research	68,013	
Direct	TO#9 HHS29032009T / HHS290201200016I	93.C03	Contract-Department of Health and Human Services-Agency for Health Care Policy and Research	172,597	
Passthrough: Cedars-Sinai Medical Center Harvard University	Subaward 0001295096 / (prev) 0001198195 116074-5099028	93.226 93.C03	Research on Healthcare Costs, Quality and Outcomes Contract-Department of Health and Human Services-Agency for Health Care Policy and Research	73,665	
Medica Research Institute	UNIMN-0064	93.226	Research on Healthcare Costs, Quality and Outcomes	52,563 1,030	

(Continued)

**UNIVERSITY OF MINNESOTA**

**SCHEDULE OF EXPENDITURES OF FEDERAL AWARDS  
FOR THE YEAR ENDED JUNE 30, 2017**

Cluster, Agency, Subagency, Direct/ Pass-through, Pass-through Entity	Award #	CFDA#	CFDA Program Title	Federal Expenditures	Passed through to Subrecipients
Minneapolis Medical Research Foundation	07406-01-01	93.226	Research on Healthcare Costs, Quality and Outcomes	\$ 2,263	\$
Minneapolis Medical Research Foundation	07406-03-02	93.226	Research on Healthcare Costs, Quality and Outcomes	2,580	
Minneapolis Medical Research Foundation	07406-04-02	93.226	Research on Healthcare Costs, Quality and Outcomes	33,420	
Minneapolis Medical Research Foundation	07406-05-02	93.226	Research on Healthcare Costs, Quality and Outcomes	1,520	
Minneapolis Medical Research Foundation	07406-06-01 / 1R01HS024527-01	93.226	Research on Healthcare Costs, Quality and Outcomes	5,715	
Minneapolis Medical Research Foundation	R18HS022065 AMD#2	93.226	Research on Healthcare Costs, Quality and Outcomes	29,191	
Purdue University	4102-67281	93.226	Research on Healthcare Costs, Quality and Outcomes	40,953	
University of Chicago	FP063214-B	93.226	Research on Healthcare Costs, Quality and Outcomes	33,294	
University of Colorado Denver	FY17.592.001 AMD1 / PO # 1000770702	93.226	Research on Healthcare Costs, Quality and Outcomes	92,720	
University of Pennsylvania	Subaward 565342 / PO# 3506324	93.226	Research on Healthcare Costs, Quality and Outcomes	27,849	
<b>Department of Health and Human Services, Centers for Disease Control and Prevention</b>					
Direct	CON38617 CDC-MOU	93.C05	Contract-Department of Health and Human Services-Centers for Disease Control	4,060	
Direct	2U54OH010170-06	93.262	Occupational Safety and Health Program	576,587	110,361
Direct	3U48DP005022-01S1 - Revision 3	93.542	Health Promotion and Disease Prevention Research Centers: PPHF—Affordable Care Act Projects	58	
Direct	3U48DP005022-02S6 Revised	93.542	Health Promotion and Disease Prevention Research Centers: PPHF—Affordable Care Act Projects	78,819	
Direct	3U48DP005022-03S6 REVISED	93.135	Centers for Research and Demonstration for Health Promotion and Disease Prevention	376,175	19,735
Direct	5R01OH010418-03	93.262	Occupational Safety and Health Program	20,548	
Direct	5U01CK000357-02	93.283	Centers for Disease Control and Prevention_Investigations and Technical Assistance	541,916	372,744
Direct	5U54OH010170-05	93.262	Occupational Safety and Health Program	1,147,579	589,117
Direct	7U01OH010730-03	93.262	Occupational Safety and Health Program	278,306	64,470
Passthrough:					
Emory University	T711145 (T507350)	93.941	HIV Demonstration, Research, Public and Professional Education Projects	20,603	
Johns Hopkins University	2003277564	93.262	Occupational Safety and Health Program	140,537	
MN Department of Health	101975	93.070	Environmental Public Health and Emergency Response	2,707	
MN Department of Health	118980, PO #45189	93.991	Preventive Health and Health Services Block Grant	370	
MN Department of Health	SWIFT Contract 3-106885 Amendment No. 1	93.323	Epidemiology and Laboratory Capacity for Infectious Diseases (ELC)	11,948	
Simmersion, LLC	SIMMersion LLC	93.061	Innovations in Applied Public Health Research	23,832	
The University of Iowa	W000907228/PO 1001762864	93.262	Occupational Safety and Health Program	9,557	
University of California, Los Angeles	1925 G TA012	93.262	Occupational Safety and Health Program	20,044	
University of Pennsylvania	570617 (previously 565259 & 567866)	93.135	Centers for Research and Demonstration for Health Promotion and Disease Prevention	13,194	
<b>Department of Health and Human Services, Centers for Medicare and Medicaid Services</b>					
Passthrough:					
Generations Health Care Initiatives, Inc	Award under MDH 87661 Amendment 1	93.624	ACA—State Innovation Models: Funding for Model Design and Model Testing Assistance	5,640	
MN Department of Health	contract 120434	93.511	Affordable Care Act (ACA) Grants to States for Health Insurance Premium Review	12,049	
MN Department of Human Services	PTK 113547	93.624	ACA—State Innovation Models: Funding for Model Design and Model Testing Assistance	16,422	
<b>Department of Health and Human Services, Food and Drug Administration</b>					
Passthrough:					
Kansas State University	S17043	93.103	Food and Drug Administration_Research	32,312	
National Opinion Research Center	7844.MPC.01	93.C08	Contract-Department of Health and Human Services-Food and Drug Administration	36,074	

(Continued)

**UNIVERSITY OF MINNESOTA**

**SCHEDULE OF EXPENDITURES OF FEDERAL AWARDS  
FOR THE YEAR ENDED JUNE 30, 2017**

Cluster, Agency, Subagency, Direct/ Pass-through, Pass-through Entity	Award #	CFDA#	CFDA Program Title	Federal Expenditures	Passed through to Subrecipients
National Opinion Research Center	7867.MPC.01	93.C08	Contract-Department of Health and Human Services-Food and Drug Administration	\$ 171,881	\$
National Opinion Research Center	7968.MPC.01	93.C08	Contract-Department of Health and Human Services-Food and Drug Administration	187,491	
National Opinion Research Center	7969.MPC.01	93.C08	Contract-Department of Health and Human Services-Food and Drug Administration	453,987	
National Opinion Research Center	8005.MPC.01	93.C08	Contract-Department of Health and Human Services-Food and Drug Administration	10,681	
Natl Capital Consortium Ped Device Innovation	PID3000-1895	93.103	Food and Drug Administration_Research	1,765	
Nat'l Inst for Pharm Technology & Educ	NIPTE-U01-MN-2015-002	93.103	Food and Drug Administration_Research	44	
Nat'l Inst for Pharm Technology & Educ	NIPTE-U01-MN-2016-002-002	93.103	Food and Drug Administration_Research	138,603	
Nat'l Inst for Pharm Technology & Educ	NIPTE-U01-MN-2017-001	93.103	Food and Drug Administration_Research	112,543	
<b>Department of Health and Human Services, Health Resources and Services Administration</b>					
Direct	5 D09HP29978-02-00	93.247	Advanced Nursing Education Grant Program	434,578	144,387
Direct	5 R40MC29454-02-00	93.110	Maternal and Child Health Federal Consolidated Programs	231,649	
Direct	6R40MC29445-01-04	93.110	Maternal and Child Health Federal Consolidated Programs	79,508	
Passthrough:					
The Ohio State University	60048176 AM 2	93.110	Maternal and Child Health Federal Consolidated Programs	1,620	
University of Illinois at Chicago	2010-04296-06-04	93.145	AIDS Education and Training Centers	(1,440)	
University of Illinois at Chicago	2015-04958-01 amd 3	93.145	AIDS Education and Training Centers	392,783	
<b>Department of Health and Human Services, National Institutes of Health</b>					
Direct	05U01EB016638-03	93.286	Discovery and Applied Research for Technological Innovations to Improve Human Health	63,623	41,004
Direct	1 R01 DK113631-01A1 Revised	93.847	Diabetes, Digestive, and Kidney Diseases Extramural Research	39,464	
Direct	1DP2AI112245-01 Revised	93.310	Trans-NIH Research Support	466,261	
Direct	1F30AT009162-02	93.213	Research and Training in Complementary and Integrative Health	49,278	
Direct	1F30DA042510-01	93.279	Drug Abuse and Addiction Research Programs	32,375	
Direct	1F30DA043326-01A1 Revised	93.279	Drug Abuse and Addiction Research Programs	457	
Direct	1F30MH108205-01A1	93.242	Mental Health Research Grants	24,416	
Direct	1F31DA040345-01 Revised	93.279	Drug Abuse and Addiction Research Programs	2,747	
Direct	1F31DE026689-01	93.121	Oral Diseases and Disorders Research	20,927	
Direct	1F31DK097947-02	93.847	Diabetes, Digestive, and Kidney Diseases Extramural Research	4,613	
Direct	1F31NR016614-01A1	93.361	Nursing Research	2,861	
Direct	1F32CA210340-01A1	93.398	Cancer Research Manpower	9,676	
Direct	1F32DE025782-01A1	93.121	Oral Diseases and Disorders Research	37,509	
Direct	1F32GM113333	93.859	Biomedical Research and Research Training	39,329	
Direct	1F32GM120817-01A1	93.859	Biomedical Research and Research Training	8,977	
Direct	1F32HD085576-01A1	93.865	Child Health and Human Development Extramural Research	45,405	
Direct	1F32NS100438-01	93.853	Extramural Research Programs in the Neurosciences and Neurological Disorders	31,396	
Direct	1K01AA024805-01A1	93.273	Alcohol Research Programs	9,608	
Direct	1K01TW010268-01A1	93.989	International Research and Research Training	75,141	
Direct	1K08GM113055-01A1 REVISED	93.859	Biomedical Research and Research Training	36,826	
Direct	1K23HL132011-02	93.837	Cardiovascular Diseases Research	177,591	
Direct	1P50NS098573-02	93.853	Extramural Research Programs in the Neurosciences and Neurological Disorders	888,692	38,154
Direct	1R01AI125127-01A1	93.855	Allergy and Infectious Diseases Research	314,941	
Direct	1R01AI131586-01	93.855	Allergy and Infectious Diseases Research	64,728	
Direct	1R01AI132962-01	93.855	Allergy and Infectious Diseases Research	1,927	
Direct	1R01AR071439-01	93.846	Arthritis, Musculoskeletal and Skin Diseases Research	17,131	
Direct	1R01AT009457-01	93.213	Research and Training in Complementary and Integrative Health	21,381	
Direct	1R01CA181385-04S1	93.396	Cancer Biology Research	470,598	
Direct	1R01CA183749-03 REVISED	93.394	Cancer Detection and Diagnosis Research	290,749	

(Continued)

**UNIVERSITY OF MINNESOTA**

**SCHEDULE OF EXPENDITURES OF FEDERAL AWARDS  
FOR THE YEAR ENDED JUNE 30, 2017**

Cluster, Agency, Subagency, Direct/ Pass-through, Pass-through Entity	Award #	CFDA#	CFDA Program Title	Federal Expenditures	Passed through to Subrecipients
Direct	1R01CA200643-01A1	93.393	Cancer Cause and Prevention Research	\$ 149,740	\$
Direct	1R01CA200652-01A1	93.396	Cancer Biology Research	82,832	
Direct	1R01CA203851-01A1	93.077	Family Smoking Prevention and Tobacco Control Act Regulatory Research	54,904	
Direct	1R01CA215052-01	93.396	Cancer Biology Research	26,564	
Direct	1R01DA039464-02	93.279	Drug Abuse and Addiction Research Programs	319,261	
Direct	1R01DA041808-01	93.279	Drug Abuse and Addiction Research Programs	223,506	
Direct	1R01DC015216-01A1	93.173	Research Related to Deafness and Communication Disorders	46,171	
Direct	1R01DC015987-01	93.173	Research Related to Deafness and Communication Disorders	42,597	
Direct	1R01DE025618-01A1	93.121	Oral Diseases and Disorders Research	329,814	
Direct	1R01DK101402-03	93.847	Diabetes, Digestive, and Kidney Diseases Extramural Research	683,810	320,459
Direct	1R01DK105953-02	93.847	Diabetes, Digestive, and Kidney Diseases Extramural Research	548,727	
Direct	1R01DK109914-01	93.847	Diabetes, Digestive, and Kidney Diseases Extramural Research	285,665	
Direct	1R01EB019893-01A1	93.286	Discovery and Applied Research for Technological Innovations to Improve Human Health	9,661	
Direct	1R01GM120079-01A1	93.859	Biomedical Research and Research Training	25,321	
Direct	1R01GM121414-01	93.859	Biomedical Research and Research Training	22,915	6,476
Direct	1R01GM121777-01	93.859	Biomedical Research and Research Training	46,218	
Direct	1R01GM123642-01A1	93.859	Biomedical Research and Research Training	172,504	44,045
Direct	1R01HL123699-02	93.837	Cardiovascular Diseases Research	276,898	31,660
Direct	1R01HL126637-02	93.837	Cardiovascular Diseases Research	798,796	207,270
Direct	1R01HL128580-02	93.839	Blood Diseases and Resources Research	302,384	
Direct	1R01HL130072-02	93.837	Cardiovascular Diseases Research	467,284	
Direct	1R01HL131579-01A1	93.839	Blood Diseases and Resources Research	38,113	
Direct	1R01HL132874-01A1	93.837	Cardiovascular Diseases Research	87,410	
Direct	1R01HL136640-01	93.837	Cardiovascular Diseases Research	47,509	
Direct	1R01HL137204-01	93.837	Cardiovascular Diseases Research	46,102	
Direct	1R01MH112688-01 Revised	93.242	Mental Health Research Grants	24,215	
Direct	1R01NR016705-01A1	93.361	Nursing Research	21,158	
Direct	1R01NS088679-03	93.853	Extramural Research Programs in the Neurosciences and Neurological Disorders	427,411	27,028
Direct	1R01NS094206-02	93.853	Extramural Research Programs in the Neurosciences and Neurological Disorders	352,849	
Direct	1R01NS096761-02 revised	93.853	Extramural Research Programs in the Neurosciences and Neurological Disorders	86,600	36,891
Direct	1R01NS098781-02	93.859	Biomedical Research and Research Training	172,153	
Direct	1R03AG054664-01	93.866	Aging Research	26,595	
Direct	1R03AI130978-01	93.855	Allergy and Infectious Diseases Research	21,526	
Direct	1R03DA043022-01A1	93.077	Family Smoking Prevention and Tobacco Control Act Regulatory Research	7,406	
Direct	1R03DE025882-01A1	93.121	Oral Diseases and Disorders Research	22,214	
Direct	1R03HL133318-01	93.837	Cardiovascular Diseases Research	72,980	
Direct	1R03NS098015-01	93.853	Extramural Research Programs in the Neurosciences and Neurological Disorders	58,132	
Direct	1R13ES027322	93.113	Environmental Health	8,000	
Direct	1R15CA195061-01	93.396	Cancer Biology Research	156,807	
Direct	1R21 CA208529-01	93.393	Cancer Cause and Prevention Research	99,453	
Direct	1R21 HL130818-02	93.839	Blood Diseases and Resources Research	180,700	79,004
Direct	1R21AG055037-01	93.866	Aging Research	33,538	
Direct	1R21AG056025-01	93.866	Aging Research	8,067	
Direct	1R21AG057038-01	93.866	Aging Research	23,211	
Direct	1R21AI113406-02 Revised	93.855	Allergy and Infectious Diseases Research	147,249	
Direct	1R21AI119395-01A1	93.855	Allergy and Infectious Diseases Research	188,688	
Direct	1R21AI121602-02	93.855	Allergy and Infectious Diseases Research	300,327	24,817
Direct	1R21AI123600-02	93.855	Allergy and Infectious Diseases Research	185,360	

(Continued)

**UNIVERSITY OF MINNESOTA**

**SCHEDULE OF EXPENDITURES OF FEDERAL AWARDS  
FOR THE YEAR ENDED JUNE 30, 2017**

Cluster, Agency, Subagency, Direct/ Pass-through, Pass-through Entity	Award #	CFDA#	CFDA Program Title	Federal Expenditures	Passed through to Subrecipients
Direct	1R21AI125729-01	93.855	Allergy and Infectious Diseases Research	\$ 171,926	\$
Direct	1R21AI125821-01	93.855	Allergy and Infectious Diseases Research	180,748	20,606
Direct	1R21AI127961-01A1	93.855	Allergy and Infectious Diseases Research	29,975	
Direct	1R21AI128087-01	93.855	Allergy and Infectious Diseases Research	58,879	
Direct	1R21AI128133-01 Revised	93.855	Allergy and Infectious Diseases Research	84,192	
Direct	1R21AI130642-01	93.855	Allergy and Infectious Diseases Research	56,744	
Direct	1R21AR065385-01	93.846	Arthritis, Musculoskeletal and Skin Diseases Research	33,661	
Direct	1R21AT009110-01A1	93.213	Research and Training in Complementary and Integrative Health	26,504	
Direct	1R21DA044809-01	93.279	Drug Abuse and Addiction Research Programs	891	
Direct	1R21DC015021-01A1	93.173	Research Related to Deafness and Communication Disorders	165,758	
Direct	1R21HD086312-02	93.865	Child Health and Human Development Extramural Research	163,287	70,263
Direct	1R21HD087496-01A1	93.865	Child Health and Human Development Extramural Research	107,269	
Direct	1R21HD088757-01 Revised	93.865	Child Health and Human Development Extramural Research	162,808	
Direct	1R21HL135300-01	93.837	Cardiovascular Diseases Research	52,925	
Direct	1R24OD023041-01	93.351	Research Infrastructure Programs	5,543	
Direct	1R34AI118416-01A1	93.855	Allergy and Infectious Diseases Research	194,980	19,986
Direct	1R35GM119553-02	93.859	Biomedical Research and Research Training	312,538	
Direct	1R35GM122462-01	93.859	Biomedical Research and Research Training	108,011	
Direct	1R50CA211249-01	93.396	Cancer Biology Research	69,905	
Direct	1R50CA211256-01	93.394	Cancer Detection and Diagnosis Research	116,358	
Direct	1R56AG051599-01A1	93.866	Aging Research	100,865	35,381
Direct	1R56AI114013-01A1 NCE	93.855	Allergy and Infectious Diseases Research	131,905	
Direct	1R56DA042618-01	93.279	Drug Abuse and Addiction Research Programs	240,315	
Direct	1R56HL130078-01	93.837	Cardiovascular Diseases Research	142,371	3,294
Direct	1R56HL130496-01A1	93.837	Cardiovascular Diseases Research	248,925	18,188
Direct	1R56HL132906-01	93.839	Blood Diseases and Resources Research	309,646	93,720
Direct	1S10OD021536-01	93.351	Research Infrastructure Programs	669,292	
Direct	1S10OD021539-01	93.351	Research Infrastructure Programs	343,230	
Direct	1S10OD021721-01	93.351	Research Infrastructure Programs	412,222	
Direct	1T35AI118620-03 REVISED	93.855	Allergy and Infectious Diseases Research	22,307	
Direct	1U01HL132852-01	93.837	Cardiovascular Diseases Research	79,120	
Direct	1U01MH108150-01A1 Revised	93.242	Mental Health Research Grants	397,752	
Direct	1U2CES026533-01	93.310	Trans-NIH Research Support	1,174,471	140,061
Direct	1U54CA210190-01 revised	93.397	Cancer Centers Support Grants	1,196,450	
Direct	2 R01 HL051177-22A1	93.838	Lung Diseases Research	53,501	
Direct	2964705R01CA182543-05 Revised	93.394	Cancer Detection and Diagnosis Research	368,295	35,715
Direct	2P01CA138338-06	93.393	Cancer Cause and Prevention Research	725,305	114,521
Direct	2P40OD010440-06 Revised	93.351	Research Infrastructure Programs	18,476	
Direct	2R01AG020866-15 REVISED	93.866	Aging Research	344,594	
Direct	2R01CA160069-07A1	93.396	Cancer Biology Research	112,233	
Direct	2R01DC005216-17	93.173	Research Related to Deafness and Communication Disorders	67,867	
Direct	2R01ES019564-05A1	93.113	Environmental Health	255,276	63,237
Direct	2R01EY021447-04A1	93.867	Vision Research	160,116	
Direct	2R01-GM046736-23	93.859	Biomedical Research and Research Training	224,144	
Direct	2R01GM067203-10A1	93.859	Biomedical Research and Research Training	9,794	
Direct	2R01GM074917-10A1	93.859	Biomedical Research and Research Training	227,671	13,313
Direct	2R01GM084152-05A1	93.859	Biomedical Research and Research Training	285,092	
Direct	2R01GM095516-05A1	93.859	Biomedical Research and Research Training	286,479	73,415
Direct	2R01GM100310-05	93.859	Biomedical Research and Research Training	420,244	122,713

(Continued)



**UNIVERSITY OF MINNESOTA**

**SCHEDULE OF EXPENDITURES OF FEDERAL AWARDS  
FOR THE YEAR ENDED JUNE 30, 2017**

Cluster, Agency, Subagency, Direct/ Pass-through, Pass-through Entity	Award #	CFDA#	CFDA Program Title	Federal Expenditures	Passed through to Subrecipients
Direct	2R01HD034294-22	93.865	Child Health and Human Development Extramural Research	\$ 302,298	\$
Direct	2R01HD069471-06	93.865	Child Health and Human Development Extramural Research	140,421	
Direct	2R01HL059367-16	93.837	Cardiovascular Diseases Research	56,077	5,528
Direct	2R01HL114567-05A1	93.839	Blood Diseases and Resources Research	142,018	
Direct	2R01NS045873-09	93.853	Extramural Research Programs in the Neurosciences and Neurological Disorders	43,468	
Direct	2R03CA195618-02 REVISED	93.393	Cancer Cause and Prevention Research	11,120	
Direct	2R15HL109843-03	93.838	Lung Diseases Research	235,879	34,541
Direct	2R25ES023595-04	93.143	NIEHS Superfund Hazardous Substances_Basic Research and Education	120,967	37,487
Direct	2R25GM053403-14	93.859	Biomedical Research and Research Training	196,362	11,693
Direct	2T32AR007612-16	93.846	Arthritis, Musculoskeletal and Skin Diseases Research	40,310	
Direct	2T32AR050938-12	93.846	Arthritis, Musculoskeletal and Skin Diseases Research	218,209	
Direct	2T32CA163184-06A1 Revised	93.398	Cancer Research Manpower	88,786	
Direct	2T32EB008389-08	93.286	Discovery and Applied Research for Technological Innovations to Improve Human Health	153,122	
Direct	2T35OD011118-06	93.351	Research Infrastructure Programs	50,196	
Direct	3P50DA033942-05S1	93.279	Drug Abuse and Addiction Research Programs	1,185,933	
Direct	3R01CA134700-06S1	93.393	Cancer Cause and Prevention Research	191,669	
Direct	3R01GM072701-08S1	93.859	Biomedical Research and Research Training	(227)	
Direct	3R01HL131049-02S1	93.837	Cardiovascular Diseases Research	203,278	133,771
Direct	3R01MH107394-02S1	93.242	Mental Health Research Grants	364,582	
Direct	3R21CA184685-02S1	93.396	Cancer Biology Research	152,139	8,900
Direct	3R24MH105998-03	93.242	Mental Health Research Grants	437,690	89,220
Direct	3R24MH106049-03S1 Revised	93.242	Mental Health Research Grants	627,870	294,818
Direct	3T32DK007203-38 Revised	93.847	Diabetes, Digestive, and Kidney Diseases Extramural Research	159,897	
Direct	3U01DK066013-09S1 Rev	93.847	Diabetes, Digestive, and Kidney Diseases Extramural Research	127,313	106,021
Direct	3U01DK066013-10S1 NCEO	93.847	Diabetes, Digestive, and Kidney Diseases Extramural Research	385,750	197,241
Direct	3U01HL117664-03	93.839	Blood Diseases and Resources Research	17,657	98,770
Direct	3U19AI070119-10S1	93.855	Allergy and Infectious Diseases Research	64,726	33,020
Direct	3U24CA199347-02S1	93.396	Cancer Biology Research	419,434	42,809
Direct	4 R01 NS076665-05	93.853	Extramural Research Programs in the Neurosciences and Neurological Disorders	503,315	44,960
Direct	4 R01 NS077921-05	93.853	Extramural Research Programs in the Neurosciences and Neurological Disorders	354,864	137,493
Direct	4F30DE022286-06	93.121	Oral Diseases and Disorders Research	49,376	
Direct	4K05DA033881-05 Revised	93.279	Drug Abuse and Addiction Research Programs	13,687	
Direct	4K12HD055887-10 REVISED	93.865	Child Health and Human Development Extramural Research	389,359	
Direct	4P01HD032652-18	93.865	Child Health and Human Development Extramural Research	844,612	
Direct	4P30NS076408-05	93.853	Extramural Research Programs in the Neurosciences and Neurological Disorders	412,805	
Direct	4P40OD010440-05	93.351	Research Infrastructure Programs	643,718	
Direct	4R01AG039396	93.866	Aging Research	385,849	
Direct	4R01AG041831-05	93.866	Aging Research	490,799	
Direct	4R01AG043392-03S1	93.866	Aging Research	573,385	60,731
Direct	4R01AI034495-24	93.855	Allergy and Infectious Diseases Research	364,263	19,148
Direct	4R01AI075168-09	93.855	Allergy and Infectious Diseases Research	368,306	
Direct	4R01AI093580-05	93.855	Allergy and Infectious Diseases Research	400,586	
Direct	4R01AI100879-04 Revised	93.855	Allergy and Infectious Diseases Research	83,639	
Direct	4R01AR060854-05	93.846	Arthritis, Musculoskeletal and Skin Diseases Research	274,079	2,048
Direct	4R01AR062142-05	93.846	Arthritis, Musculoskeletal and Skin Diseases Research	326,167	
Direct	4R01AR063070-05	93.846	Arthritis, Musculoskeletal and Skin Diseases Research	392,637	116,311
Direct	4R01CA072669-20 REVISED	93.396	Cancer Biology Research	322,159	
Direct	4R01CA092025-15	93.393	Cancer Cause and Prevention Research	348,575	4,923

(Continued)

**UNIVERSITY OF MINNESOTA**

**SCHEDULE OF EXPENDITURES OF FEDERAL AWARDS  
FOR THE YEAR ENDED JUNE 30, 2017**

Cluster, Agency, Subagency, Direct/ Pass-through, Pass-through Entity	Award #	CFDA#	CFDA Program Title	Federal Expenditures	Passed through to Subrecipients
Direct	4R01CA113636-10	93.396	Cancer Biology Research	\$ 217,499	\$
Direct	4R01CA155268-05	93.394	Cancer Detection and Diagnosis Research	245,647	17,028
Direct	4R01CA159712-05	93.395	Cancer Treatment Research	235,352	
Direct	4R01CA163864-05 REVISED	93.395	Cancer Treatment Research	13,666	3,253
Direct	4R01CA172986-04	93.396	Cancer Biology Research	319,899	114,652
Direct	4R01CA179246-04	93.077	Family Smoking Prevention and Tobacco Control Act Regulatory Research	355,338	
Direct	4R01DA008075-19	93.279	Drug Abuse and Addiction Research Programs	292,686	
Direct	4R01DA030672-05	93.279	Drug Abuse and Addiction Research Programs	173,997	
Direct	4R01DA033958-04	93.279	Drug Abuse and Addiction Research Programs	173,217	
Direct	4R01DA034582-04 revised	93.279	Drug Abuse and Addiction Research Programs	44,775	
Direct	4R01DA31442-05	93.279	Drug Abuse and Addiction Research Programs	249,569	
Direct	4R01DC005216-16 Revised	93.173	Research Related to Deafness and Communication Disorders	246,411	
Direct	4R01DC013267-04	93.173	Research Related to Deafness and Communication Disorders	269,290	
Direct	4R01DK053189-16 Revised	93.847	Diabetes, Digestive, and Kidney Diseases Extramural Research	125,467	
Direct	4R01DK091250-05	93.847	Diabetes, Digestive, and Kidney Diseases Extramural Research	326,418	42,182
Direct	4R01DK093586-05	93.847	Diabetes, Digestive, and Kidney Diseases Extramural Research	288,519	
Direct	4R01DK097838-04	93.847	Diabetes, Digestive, and Kidney Diseases Extramural Research	174,914	
Direct	4R01EB005813-11 REVISED	93.286	Discovery and Applied Research for Technological Innovations to Improve Human Health	165,687	
Direct	4R01GM027906-35	93.859	Biomedical Research and Research Training	557,021	
Direct	4R01GM065597-12	93.859	Biomedical Research and Research Training	124,717	
Direct	4R01GM098309-04	93.859	Biomedical Research and Research Training	108,222	
Direct	4R01GM105876-04	93.859	Biomedical Research and Research Training	674,017	87,394
Direct	4R01HD044154-13	93.865	Child Health and Human Development Extramural Research	589,464	
Direct	4R01HD052110-10	93.865	Child Health and Human Development Extramural Research	541,525	
Direct	4R01HD069471-05	93.865	Child Health and Human Development Extramural Research	515,776	
Direct	4R01HD073967-05	93.865	Child Health and Human Development Extramural Research	682,384	
Direct	4R01HL059367-15	93.837	Cardiovascular Diseases Research	278,779	50,163
Direct	4R01HL110957-05 NCE	93.837	Cardiovascular Diseases Research	393,051	91,811
Direct	4R01HL113235-04 Revised	93.837	Cardiovascular Diseases Research	257,940	15,000
Direct	4R01HL114512	93.839	Blood Diseases and Resources Research	664,420	
Direct	4R01HL114662-04	93.838	Lung Diseases Research	378,039	
Direct	4R01HL116892-04	93.837	Cardiovascular Diseases Research	402,890	13,212
Direct	4R01MH061933-15	93.242	Mental Health Research Grants	239,679	
Direct	4R01NS077657-05	93.853	Extramural Research Programs in the Neurosciences and Neurological Disorders	550,414	
Direct	4R01NS079374-04 REVISED	93.853	Extramural Research Programs in the Neurosciences and Neurological Disorders	213,172	
Direct	4R01NS084998-04S1	93.853	Extramural Research Programs in the Neurosciences and Neurological Disorders	300,914	2,511
Direct	4R01NS085188-04	93.853	Extramural Research Programs in the Neurosciences and Neurological Disorders	521,358	141,118
Direct	4R13MH067145-10 REVISED	93.242	Mental Health Research Grants	41,640	
Direct	4R24HD041023-15 REV	93.865	Child Health and Human Development Extramural Research	74,407	
Direct	4R25HL088728-10	93.837	Cardiovascular Diseases Research	113,228	
Direct	4R37AI027998-27	93.855	Allergy and Infectious Diseases Research	348,971	
Direct	4R37AI039560-20 REVISED	93.855	Allergy and Infectious Diseases Research	173,755	
Direct	4R37AI039560-21	93.855	Allergy and Infectious Diseases Research	269,858	
Direct	4R37GM047365-25	93.859	Biomedical Research and Research Training	260,235	
Direct	4R90DE023058-05	93.121	Oral Diseases and Disorders Research	143,126	
Direct	4T32AI007313-28	93.855	Allergy and Infectious Diseases Research	208,272	
Direct	4T32AR007612-15	93.846	Arthritis, Musculoskeletal and Skin Diseases Research	354,553	
Direct	4T32DA007097-35	93.279	Drug Abuse and Addiction Research Programs	543,278	

(Continued)

**UNIVERSITY OF MINNESOTA**

**SCHEDULE OF EXPENDITURES OF FEDERAL AWARDS  
FOR THE YEAR ENDED JUNE 30, 2017**

Cluster, Agency, Subagency, Direct/ Pass-through, Pass-through Entity	Award #	CFDA#	CFDA Program Title	Federal Expenditures	Passed through to Subrecipients
Direct	4T32DA007234-30	93.279	Drug Abuse and Addiction Research Programs	\$ 366,355	\$
Direct	4T32GM008347-25 Revised	93.859	Biomedical Research and Research Training	657,767	
Direct	4T32HL007062	93.839	Blood Diseases and Resources Research	316,145	
Direct	4T32MH015755-38	93.242	Mental Health Research Grants	252,060	
Direct	4T90DE022732-05	93.121	Oral Diseases and Disorders Research	493,343	
Direct	4U01AI102463-05	93.855	Allergy and Infectious Diseases Research	717,106	180,969
Direct	4U01EB016638-04	93.286	Discovery and Applied Research for Technological Innovations to Improve Human Health	370,165	246,772
Direct	4U01HD068890-07 Revised	93.865	Child Health and Human Development Extramural Research	1,129,681	145,241
Direct	4U01HD076542-05	93.865	Child Health and Human Development Extramural Research	716,810	174,193
Direct	4U10HL069290-16	93.839	Blood Diseases and Resources Research	132,371	
Direct	4U10NS058994-10	93.853	Extramural Research Programs in the Neurosciences and Neurological Disorders	297,259	
Direct	4U19CA157345-05	93.077	Family Smoking Prevention and Tobacco Control Act Regulatory Research	1,695,584	930,556
Direct	5 F30 CA210345-02	93.398	Cancer Research Manpower	26,227	
Direct	5 R01 DA030316-05	93.279	Drug Abuse and Addiction Research Programs	(442)	
Direct	5 R01 DK091906-04	93.847	Diabetes, Digestive, and Kidney Diseases Extramural Research	149,605	
Direct	5 R01 EB022558-02	93.286	Discovery and Applied Research for Technological Innovations to Improve Human Health	199,569	
Direct	5 R01GM103833-05 Revised	93.859	Biomedical Research and Research Training	384,791	
Direct	5 U01 HD068890-06 revised	93.865	Child Health and Human Development Extramural Research	121,188	63,522
Direct	5 U01 HD076542-04 REVISED	93.865	Child Health and Human Development Extramural Research	96,439	89,455
Direct	5DP5OD009162-07 Revised	93.310	Trans-NIH Research Support	289,966	
Direct	5F30AR066454-03	93.846	Arthritis, Musculoskeletal and Skin Diseases Research	46,909	
Direct	5F30CA195973-02	93.398	Cancer Research Manpower	38,405	
Direct	5F30CA200432-02	93.398	Cancer Research Manpower	34,649	
Direct	5F30DK100159-03 Revised	93.847	Diabetes, Digestive, and Kidney Diseases Extramural Research	144	
Direct	5F30DK107017-02	93.847	Diabetes, Digestive, and Kidney Diseases Extramural Research	33,965	
Direct	5F30HL121873-03	93.837	Cardiovascular Diseases Research	39,423	
Direct	5F31AI116305-02	93.855	Allergy and Infectious Diseases Research	34,322	
Direct	5F31CA177119-02	93.398	Cancer Research Manpower	7,008	
Direct	5F31CA195877-02	93.398	Cancer Research Manpower	4,550	
Direct	5F31CA203039-02 REVISED	93.398	Cancer Research Manpower	28,067	
Direct	5F31DA040335-02	93.279	Drug Abuse and Addiction Research Programs	35,637	
Direct	5F31DA041767-02 Revised	93.279	Drug Abuse and Addiction Research Programs	30,083	
Direct	5F31EB018707-02	93.286	Discovery and Applied Research for Technological Innovations to Improve Human Health	2,403	
Direct	5F31HD087069-02	93.865	Child Health and Human Development Extramural Research	42,898	
Direct	5F31HL129544-02	93.837	Cardiovascular Diseases Research	25,021	
Direct	5F31MH102997-02 Revised	93.242	Mental Health Research Grants	18,095	
Direct	5F31MH106296-03	93.242	Mental Health Research Grants	30,326	
Direct	5F31MH109238-02	93.242	Mental Health Research Grants	26,304	
Direct	5F31NS089093-03	93.853	Extramural Research Programs in the Neurosciences and Neurological Disorders	29,462	
Direct	5F31NS093751-03	93.853	Extramural Research Programs in the Neurosciences and Neurological Disorders	29,673	
Direct	5F31NS095408-02 Revised	93.853	Extramural Research Programs in the Neurosciences and Neurological Disorders	30,236	
Direct	5F31NS095421-02 Revised	93.853	Extramural Research Programs in the Neurosciences and Neurological Disorders	30,168	
Direct	5F31NS096964-02revised	93.853	Extramural Research Programs in the Neurosciences and Neurological Disorders	30,309	
Direct	5F32AI114050-03	93.855	Allergy and Infectious Diseases Research	57,754	
Direct	5F32AI120312-03	93.855	Allergy and Infectious Diseases Research	56,999	
Direct	5F32DA038392-02	93.279	Drug Abuse and Addiction Research Programs	49,899	

(Continued)

**UNIVERSITY OF MINNESOTA**

**SCHEDULE OF EXPENDITURES OF FEDERAL AWARDS  
FOR THE YEAR ENDED JUNE 30, 2017**

Cluster, Agency, Subagency, Direct/ Pass-through, Pass-through Entity	Award #	CFDA#	CFDA Program Title	Federal Expenditures	Passed through to Subrecipients
Direct	5F32DK108402-02 REVISED	93.847	Diabetes, Digestive, and Kidney Diseases Extramural Research	\$ 51,563	\$
Direct	5F32HL127851-02 REVISED	93.837	Cardiovascular Diseases Research	6,327	
Direct	5F32HL129554-02	93.837	Cardiovascular Diseases Research	3,222	
Direct	5K01AT008965-02	93.213	Research and Training in Complementary and Integrative Health	107,077	
Direct	5K01DA037280-03	93.279	Drug Abuse and Addiction Research Programs	178,292	
Direct	5K01DK103823-05	93.847	Diabetes, Digestive, and Kidney Diseases Extramural Research	194,680	
Direct	5K01HD078484-04	93.865	Child Health and Human Development Extramural Research	123,593	
Direct	5K01MH092601-04	93.242	Mental Health Research Grants	5,476	
Direct	5K01MH101653-06	93.242	Mental Health Research Grants	128,990	
Direct	5K01OD010987-06	93.351	Research Infrastructure Programs	(35)	
Direct	5K01OD017242-04	93.351	Research Infrastructure Programs	180,931	
Direct	5K01OD019912-03 Revised	93.351	Research Infrastructure Programs	133,834	
Direct	5K01OD021293-03	93.351	Research Infrastructure Programs	131,593	
Direct	5K02DA035459-05	93.279	Drug Abuse and Addiction Research Programs	109,710	
Direct	5K05DA033881-04	93.279	Drug Abuse and Addiction Research Programs	10,950	
Direct	5K08CA154782-06	93.398	Cancer Research Manpower	23,597	
Direct	5K08HL108998-05	93.839	Blood Diseases and Resources Research	5,032	
Direct	5K12HD055887-09	93.865	Child Health and Human Development Extramural Research	71,385	
Direct	5K22AI110581-02	93.855	Allergy and Infectious Diseases Research	74,565	
Direct	5K23DE023572-05	93.121	Oral Diseases and Disorders Research	147,136	
Direct	5K23DK090131-05 REVISED	93.847	Diabetes, Digestive, and Kidney Diseases Extramural Research	67,791	
Direct	5K23MH090216-06	93.281	Mental Health Research Career/Scientist Development Awards	17,251	
Direct	5K24AI096925-05	93.855	Allergy and Infectious Diseases Research	37,211	
Direct	5K25AI118476-02	93.855	Allergy and Infectious Diseases Research	129,424	
Direct	5K99EB020058-02 Rev	93.286	Discovery and Applied Research for Technological Innovations to Improve Human Health	84,344	
Direct	5K99EB021173-02	93.286	Discovery and Applied Research for Technological Innovations to Improve Human Health	58,424	
Direct	5K99HL123638-02 Revised	93.837	Cardiovascular Diseases Research	100,494	
Direct	5KL2TR000113-05 REVISED	93.389	National Center for Research Resources	550,546	109,740
Direct	5P01AI035296-24 Revised	93.855	Allergy and Infectious Diseases Research	1,622,475	
Direct	5P01CA065493-22	93.395	Cancer Treatment Research	1,670,574	71,557
Direct	5P01CA111412-12	93.395	Cancer Treatment Research	1,674,381	518,936
Direct	5P01CA138338-05	93.393	Cancer Cause and Prevention Research	52,027	
Direct	5P01GM091743-05 Grantee approved NCE	93.859	Biomedical Research and Research Training	26,010	26,097
Direct	5P20MH085987-05 Revised	93.242	Mental Health Research Grants	30,537	
Direct	5P2CH041023-17	93.865	Child Health and Human Development Extramural Research	181,938	
Direct	5P30CA077598-19	93.397	Cancer Centers Support Grants	3,473,300	
Direct	5P30DK050456-20 REVISED	93.847	Diabetes, Digestive, and Kidney Diseases Extramural Research	64,451	23,241
Direct	5P30EY011374-20 Revised	93.867	Vision Research	350,847	
Direct	5P30NS076408-04	93.853	Extramural Research Programs in the Neurosciences and Neurological Disorders	23,057	
Direct	5P40OD010440-04 Revised	93.351	Research Infrastructure Programs	112	
Direct	5P41EB015894-23	93.389	National Center for Research Resources	(1,736)	
Direct	5P41EB015894-25	93.389	National Center for Research Resources	1,292,171	
Direct	5P50DA033942-04 REVISED	93.279	Drug Abuse and Addiction Research Programs	131,925	
Direct	5P60MD003422-05 Revised	93.307	Minority Health and Health Disparities Research	4,411	
Direct	5R00CA175690-05	93.396	Cancer Biology Research	297,577	
Direct	5R00CA187035-03	93.395	Cancer Treatment Research	304,566	
Direct	5R00DA037279-03 Revised	93.279	Drug Abuse and Addiction Research Programs	255,499	

(Continued)

**UNIVERSITY OF MINNESOTA**

**SCHEDULE OF EXPENDITURES OF FEDERAL AWARDS  
FOR THE YEAR ENDED JUNE 30, 2017**

Cluster, Agency, Subagency, Direct/ Pass-through, Pass-through Entity	Award #	CFDA#	CFDA Program Title	Federal Expenditures	Passed through to Subrecipients
Direct	5R00ES022221-05	93.113	Environmental Health	\$ 267,443	\$
Direct	5R00GM102288-05 Revised	93.859	Biomedical Research and Research Training	254,952	
Direct	5R00HL111410-04	93.837	Cardiovascular Diseases Research	144,110	
Direct	5R00HL112852-05 Rev	93.837	Cardiovascular Diseases Research	7,308	
Direct	5R00HL114862-04	93.837	Cardiovascular Diseases Research	2,627	
Direct	5R00NS087110-04 Revised	93.853	Extramural Research Programs in the Neurosciences and Neurological Disorders	249,652	
Direct	5R01 CA138437-05	93.395	Cancer Treatment Research	1,335	
Direct	5R01 DK091250-03	93.847	Diabetes, Digestive, and Kidney Diseases Extramural Research	66,557	12,027
Direct	5R01 HL108670-04	93.837	Cardiovascular Diseases Research	38,630	
Direct	5R01-AA009367- 21 Revised	93.273	Alcohol Research Programs	(668)	
Direct	5R01AA009367-23 Revised	93.273	Alcohol Research Programs	180,967	
Direct	5R01AA015069-09	93.273	Alcohol Research Programs	430,685	
Direct	5R01-AA018169-05 revised	93.273	Alcohol Research Programs	22,749	
Direct	5R01AA020033-05 Revised	93.273	Alcohol Research Programs	219,416	
Direct	5R01AA020496-04	93.273	Alcohol Research Programs	128,033	
Direct	5R01AA024123-03	93.273	Alcohol Research Programs	260,976	
Direct	5R01-AG005394-30 Revised	93.866	Aging Research	198,137	17,966
Direct	5R01-AG020866-13	93.866	Aging Research	(9,428)	
Direct	5R01AG031743-09 Rev	93.866	Aging Research	347,023	66,841
Direct	5R01AG038415-03	93.866	Aging Research	9,064	
Direct	5R01AG039453-05	93.866	Aging Research	213,875	
Direct	5R01AG044342-03	93.866	Aging Research	401,159	15,917
Direct	5R01AG048931-02	93.866	Aging Research	343,739	50,753
Direct	5R01AG050300-02 REVISED	93.866	Aging Research	425,914	179,522
Direct	5R01AG053217-02	93.866	Aging Research	340,522	
Direct	5R01AI031088-19 REVISED	93.855	Allergy and Infectious Diseases Research	14,791	
Direct	5R01-AI034495-23	93.855	Allergy and Infectious Diseases Research	(450)	
Direct	5R01AI038903-22	93.855	Allergy and Infectious Diseases Research	350,161	
Direct	5R01AI039614-19	93.855	Allergy and Infectious Diseases Research	4,276	
Direct	5R01AI039614-21	93.855	Allergy and Infectious Diseases Research	466,526	
Direct	5R01AI042737-15 Revised	93.855	Allergy and Infectious Diseases Research	78,739	
Direct	5R01AI042792-17	93.855	Allergy and Infectious Diseases Research	710,671	412,700
Direct	5R01AI080275-05	93.855	Allergy and Infectious Diseases Research	17,254	
Direct	5R01AI083409-05 Rev	93.855	Allergy and Infectious Diseases Research	6,207	
Direct	5R01AI084913-08	93.855	Allergy and Infectious Diseases Research	425,106	
Direct	5R01AI089728-07	93.855	Allergy and Infectious Diseases Research	396,786	114,006
Direct	5R01AI091974-04	93.855	Allergy and Infectious Diseases Research	91,493	
Direct	5R01AI093319-04Rev	93.855	Allergy and Infectious Diseases Research	143,407	
Direct	5R01AI094623-06 Revised	93.855	Allergy and Infectious Diseases Research	142,040	
Direct	5R01AI102625-04	93.855	Allergy and Infectious Diseases Research	185,796	207,768
Direct	5R01AI103760-05	93.855	Allergy and Infectious Diseases Research	400,114	
Direct	5R01AI106791-04	93.855	Allergy and Infectious Diseases Research	306,168	
Direct	5R01AI111671-04	93.855	Allergy and Infectious Diseases Research	295,234	
Direct	5R01AI116678-03	93.855	Allergy and Infectious Diseases Research	544,605	
Direct	5R01AI118511-02	93.855	Allergy and Infectious Diseases Research	581,631	327,780
Direct	5R01AI121858-02	93.855	Allergy and Infectious Diseases Research	451,430	
Direct	5R01AI122742-02	93.855	Allergy and Infectious Diseases Research	545,582	210,136
Direct	5R01AI123146-02	93.855	Allergy and Infectious Diseases Research	392,389	
Direct	5R01AI124512-02	93.855	Allergy and Infectious Diseases Research	328,125	33,554

(Continued)

**UNIVERSITY OF MINNESOTA**

**SCHEDULE OF EXPENDITURES OF FEDERAL AWARDS  
FOR THE YEAR ENDED JUNE 30, 2017**

Cluster, Agency, Subagency, Direct/ Pass-through, Pass-through Entity	Award #	CFDA#	CFDA Program Title	Federal Expenditures	Passed through to Subrecipients
Direct	5R01AR032961-34 Revised	93.846	Arthritis, Musculoskeletal and Skin Diseases Research	\$ 575,620	\$ 10,683
Direct	5R01AR042423-22	93.846	Arthritis, Musculoskeletal and Skin Diseases Research	376,296	
Direct	5R01AR049899-14 Revised	93.846	Arthritis, Musculoskeletal and Skin Diseases Research	344,135	
Direct	5R01AR055267-04 REVISED	93.846	Arthritis, Musculoskeletal and Skin Diseases Research	12,008	695
Direct	5R01AR055299-08	93.846	Arthritis, Musculoskeletal and Skin Diseases Research	329,796	
Direct	5R01AR055685-08	93.846	Arthritis, Musculoskeletal and Skin Diseases Research	273,135	
Direct	5R01AR060854-04	93.846	Arthritis, Musculoskeletal and Skin Diseases Research	27,291	2,272
Direct	5R01AR061352-05	93.846	Arthritis, Musculoskeletal and Skin Diseases Research	407,740	
Direct	5R01AR062142-04	93.846	Arthritis, Musculoskeletal and Skin Diseases Research	3,215	
Direct	5R01AR063007-04	93.846	Arthritis, Musculoskeletal and Skin Diseases Research	69,200	
Direct	5R01AR064195-05	93.846	Arthritis, Musculoskeletal and Skin Diseases Research	354,020	
Direct	5R01AT008387-03	93.213	Research and Training in Complementary and Integrative Health	447,301	
Direct	5R01AT009263-02	93.213	Research and Training in Complementary and Integrative Health	78,599	
Direct	5R01CA036725-30	93.395	Cancer Treatment Research	1,226	
Direct	5R01-CA072669-18 Revised	93.396	Cancer Biology Research	22	
Direct	5R01-CA076497-15	93.395	Cancer Treatment Research	2,801	
Direct	5R01CA081301-19	93.393	Cancer Cause and Prevention Research	517,134	
Direct	5R01CA113636-09	93.396	Cancer Biology Research	291	
Direct	5R01CA122320-09	93.393	Cancer Cause and Prevention Research	689,847	
Direct	5R01CA127236-06 REVISED	93.393	Cancer Cause and Prevention Research	(1,465)	(1,465)
Direct	5R01CA132827-05 Revised	93.396	Cancer Biology Research	50,956	
Direct	5R01CA135884-06	93.393	Cancer Cause and Prevention Research	(7,507)	(5,000)
Direct	5R01CA138425-02	93.393	Cancer Cause and Prevention Research	49,023	
Direct	5R01CA141527-06	93.393	Cancer Cause and Prevention Research	7,068	
Direct	5R01CA148806-05 REVISED	93.393	Cancer Cause and Prevention Research	2,831	
Direct	5R01CA150182-05	93.395	Cancer Treatment Research	61,148	
Direct	5R01CA151284-05	93.393	Cancer Cause and Prevention Research	407,831	33,692
Direct	5R01CA151845-05	93.396	Cancer Biology Research	91,979	
Direct	5R01CA154345-04	93.395	Cancer Treatment Research	81,906	
Direct	5R01CA154491-05	93.395	Cancer Treatment Research	(928)	
Direct	5R01CA154998-05 Revised	93.396	Cancer Biology Research	87,243	10,098
Direct	5R01CA157012-05	93.393	Cancer Cause and Prevention Research	180,553	
Direct	5R01CA157458-03	93.393	Cancer Cause and Prevention Research	48,160	1,070
Direct	5R01CA157971-05 Revised	93.396	Cancer Biology Research	64,452	
Direct	5R01CA160069-06 REVISED	93.396	Cancer Biology Research	86,470	
Direct	5R01CA160333-05	93.393	Cancer Cause and Prevention Research	60,705	
Direct	5R01CA160782-04	93.396	Cancer Biology Research	7,799	
Direct	5R01CA166011-05 REVISED	93.393	Cancer Cause and Prevention Research	219,577	
Direct	5R01CA166615-05	93.393	Cancer Cause and Prevention Research	314,019	
Direct	5R01CA168448-05 REVISED	93.395	Cancer Treatment Research	370,792	
Direct	5R01CA168622-05 REVISED	93.396	Cancer Biology Research	346,805	
Direct	5R01CA170946-04 Revised	93.395	Cancer Treatment Research	(628)	
Direct	5R01CA172555-03 NCE	93.393	Cancer Cause and Prevention Research	325,716	39,876
Direct	5R01CA172986-02	93.396	Cancer Biology Research	3	
Direct	5R01CA174777-05	93.396	Cancer Biology Research	253,092	9,179
Direct	5R01CA174861-04 Revised	93.395	Cancer Treatment Research	280,437	12,323
Direct	5R01CA179246-03	93.077	Family Smoking Prevention and Tobacco Control Act Regulatory Research	142,742	
Direct	5R01CA180880-04	93.077	Family Smoking Prevention and Tobacco Control Act Regulatory Research	471,739	
Direct	5R01CA181024-03	93.395	Cancer Treatment Research	303,918	115,811

(Continued)

**UNIVERSITY OF MINNESOTA**

**SCHEDULE OF EXPENDITURES OF FEDERAL AWARDS  
FOR THE YEAR ENDED JUNE 30, 2017**

Cluster, Agency, Subagency, Direct/ Pass-through, Pass-through Entity	Award #	CFDA#	CFDA Program Title	Federal Expenditures	Passed through to Subrecipients
Direct	5R01CA183764-03	93.396	Cancer Biology Research	\$ 458,645	\$
Direct	5R01CA184987-04	93.077	Family Smoking Prevention and Tobacco Control Act Regulatory Research	698,691	
Direct	5R01CA185062-04 Rev	93.395	Cancer Treatment Research	323,612	
Direct	5R01CA187027-03 REVISED	93.393	Cancer Cause and Prevention Research	304,635	
Direct	5R01CA190492-02	93.393	Cancer Cause and Prevention Research	443,963	83,000
Direct	5R01CA192178-02	93.396	Cancer Biology Research	566,443	18,581
Direct	5R01-CA193278-02 REVISED	93.393	Cancer Cause and Prevention Research	50,578	
Direct	5R01CA193739-02 REVISED	93.395	Cancer Treatment Research	443,630	
Direct	5R01CA196215-02 REVISED	93.395	Cancer Treatment Research	394,035	
Direct	5R01CA196639-03	93.393	Cancer Cause and Prevention Research	349,526	
Direct	5R01CA196754-03	93.393	Cancer Cause and Prevention Research	545,322	235,768
Direct	5R01CA196873-02	93.393	Cancer Cause and Prevention Research	542,745	
Direct	5R01CA203348-02 Rev	93.395	Cancer Treatment Research	376,526	148,651
Direct	5R01DA001583-39 Revised	93.279	Drug Abuse and Addiction Research Programs	251,720	
Direct	5R01DA007304-26	93.279	Drug Abuse and Addiction Research Programs	339,674	
Direct	5R01DA008075-18	93.279	Drug Abuse and Addiction Research Programs	88,898	
Direct	5R01DA012995-10 REVISED	93.279	Drug Abuse and Addiction Research Programs	9	
Direct	5R01DA015438-10 Revised	93.279	Drug Abuse and Addiction Research Programs	944	
Direct	5R01DA016351-08 Revised	93.279	Drug Abuse and Addiction Research Programs	83,447	
Direct	5R01DA027232-04 Revised	93.279	Drug Abuse and Addiction Research Programs	67,338	
Direct	5R01DA030114-05(S1)	93.279	Drug Abuse and Addiction Research Programs	15,458	
Direct	5R01DA031202-05	93.279	Drug Abuse and Addiction Research Programs	12,722	
Direct	5R01DA031442-04	93.279	Drug Abuse and Addiction Research Programs	35,210	
Direct	5R01DA034696-05	93.279	Drug Abuse and Addiction Research Programs	289,196	
Direct	5R01DA035008-05 REVISED	93.279	Drug Abuse and Addiction Research Programs	424,478	
Direct	5R01DA035931-03	93.279	Drug Abuse and Addiction Research Programs	331,598	
Direct	5R01DA036216-05 Revised	93.279	Drug Abuse and Addiction Research Programs	775,956	
Direct	5R01DA037843-03 REVISED	93.279	Drug Abuse and Addiction Research Programs	60,723	
Direct	5R01DA038065-03 Revised	93.279	Drug Abuse and Addiction Research Programs	177,965	
Direct	5R01DA038984-03	93.279	Drug Abuse and Addiction Research Programs	434,210	
Direct	5R01DA039912-02	93.279	Drug Abuse and Addiction Research Programs	444,069	73,696
Direct	5R01DA039950-03	93.279	Drug Abuse and Addiction Research Programs	658,185	320,840
Direct	5R01DC012262-05	93.173	Research Related to Deafness and Communication Disorders	363,907	
Direct	5R01DE012758-15	93.121	Oral Diseases and Disorders Research	4,387	
Direct	5R01DE021366-04	93.121	Oral Diseases and Disorders Research	1,910	
Direct	5R01DE021996-05	93.121	Oral Diseases and Disorders Research	224,685	218,696
Direct	5R01DE022331-04	93.121	Oral Diseases and Disorders Research	48,492	11,469
Direct	5R01DE026117-02	93.121	Oral Diseases and Disorders Research	167,068	
Direct	5R01DK054733-14	93.847	Diabetes, Digestive, and Kidney Diseases Extramural Research	71,288	
Direct	5R01DK054921-19 Revised	93.847	Diabetes, Digestive, and Kidney Diseases Extramural Research	338,371	38,195
Direct	5R01DK060521-13	93.847	Diabetes, Digestive, and Kidney Diseases Extramural Research	84	
Direct	5R01DK060521-15	93.847	Diabetes, Digestive, and Kidney Diseases Extramural Research	313,820	
Direct	5R01DK084000-05	93.847	Diabetes, Digestive, and Kidney Diseases Extramural Research	40,611	
Direct	5R01DK084669-05 NCE	93.847	Diabetes, Digestive, and Kidney Diseases Extramural Research	966	
Direct	5R01DK090364-05 REVISED	93.847	Diabetes, Digestive, and Kidney Diseases Extramural Research	3,432	
Direct	5R01DK092145-04 REVISED	93.847	Diabetes, Digestive, and Kidney Diseases Extramural Research	(570)	
Direct	5R01DK093047-05 Revised	93.847	Diabetes, Digestive, and Kidney Diseases Extramural Research	(18,283)	
Direct	5R01DK098152-03 Revised	93.847	Diabetes, Digestive, and Kidney Diseases Extramural Research	88,536	
Direct	5R01DK098203-04 Revised	93.847	Diabetes, Digestive, and Kidney Diseases Extramural Research	659,782	14,183

(Continued)

**UNIVERSITY OF MINNESOTA**

**SCHEDULE OF EXPENDITURES OF FEDERAL AWARDS  
FOR THE YEAR ENDED JUNE 30, 2017**

Cluster, Agency, Subagency, Direct/ Pass-through, Pass-through Entity	Award #	CFDA#	CFDA Program Title	Federal Expenditures	Passed through to Subrecipients
Direct	5R01DK099137-04	93.847	Diabetes, Digestive, and Kidney Diseases Extramural Research	\$ 529,804	\$
Direct	5R01DK100281-04 Revised	93.847	Diabetes, Digestive, and Kidney Diseases Extramural Research	282,842	
Direct	5R01DK102496-04	93.847	Diabetes, Digestive, and Kidney Diseases Extramural Research	324,853	
Direct	5R01DK102601-03	93.847	Diabetes, Digestive, and Kidney Diseases Extramural Research	405,748	
Direct	5R01DK104348-03 Revised	93.847	Diabetes, Digestive, and Kidney Diseases Extramural Research	524,014	13,115
Direct	5R01DK108790-02 Revised	93.847	Diabetes, Digestive, and Kidney Diseases Extramural Research	448,247	
Direct	5R01DK108893-02	93.847	Diabetes, Digestive, and Kidney Diseases Extramural Research	351,193	
Direct	5R01DK109124-02	93.847	Diabetes, Digestive, and Kidney Diseases Extramural Research	572,457	80,955
Direct	5R01EB006835-08	93.286	Discovery and Applied Research for Technological Innovations to Improve Human Health	87,372	
Direct	5R01EB007327-08	93.286	Discovery and Applied Research for Technological Innovations to Improve Human Health	92,607	
Direct	5R01EB018205-03	93.286	Discovery and Applied Research for Technological Innovations to Improve Human Health	34,942	12,547
Direct	5R01EB021027-02 REVISED	93.286	Discovery and Applied Research for Technological Innovations to Improve Human Health	107,198	54,699
Direct	5R01ES023350-04	93.113	Environmental Health	431,580	74,727
Direct	5R01EY002934-35	93.867	Vision Research	425,712	18,827
Direct	5R01-EY015313-12	93.867	Vision Research	97,977	12,443
Direct	5R01EY017835-09	93.867	Vision Research	620,345	266,244
Direct	5R01EY021996-03	93.867	Vision Research	448	
Direct	5R01EY023101-03	93.867	Vision Research	166,072	
Direct	5R01EY025209-02	93.867	Vision Research	258,040	
Direct	5R01EY026012-02	93.867	Vision Research	290,240	
Direct	5R01EY026514-02 REVISED	93.867	Vision Research	438,679	
Direct	5R01EY026882-02	93.867	Vision Research	278,083	
Direct	5R01GM024689-37 Revised	93.859	Biomedical Research and Research Training	279,191	
Direct	5R01GM027906-34	93.859	Biomedical Research and Research Training	21	
Direct	5R01GM029123-34	93.859	Biomedical Research and Research Training	270,354	86,684
Direct	5R01GM038767-30 REVISED	93.859	Biomedical Research and Research Training	321,260	
Direct	5R01GM045928-21 REVISED	93.859	Biomedical Research and Research Training	70,918	
Direct	5R01GM049850-20	93.859	Biomedical Research and Research Training	327,467	
Direct	5R01GM053099-17	93.859	Biomedical Research and Research Training	98,172	
Direct	5R01GM055667-20	93.859	Biomedical Research and Research Training	415,500	
Direct	5R01GM057173-16 Revised	93.859	Biomedical Research and Research Training	474,367	
Direct	5R01GM059152-18 REVISED	93.859	Biomedical Research and Research Training	731,558	
Direct	5R01GM059604-15	93.859	Biomedical Research and Research Training	297,082	46,881
Direct	5R01-GM063533-13	93.859	Biomedical Research and Research Training	(8)	
Direct	5R01-GM064589-14 Rev	93.859	Biomedical Research and Research Training	1,161	
Direct	5R01GM064589-16	93.859	Biomedical Research and Research Training	333,464	
Direct	5R01GM064742-13S1 Revised	93.859	Biomedical Research and Research Training	27,778	
Direct	5R01GM064742-15 REVISED	93.859	Biomedical Research and Research Training	563,508	
Direct	5R01GM066569-13 Revised	93.859	Biomedical Research and Research Training	21,293	
Direct	5R01GM073854-11	93.859	Biomedical Research and Research Training	259,712	
Direct	5R01-GM081535-08 REVISED	93.859	Biomedical Research and Research Training	45,551	
Direct	5R01GM088351-07 REVISED	93.859	Biomedical Research and Research Training	343,830	
Direct	5R01GM088790-12	93.859	Biomedical Research and Research Training	326,325	
Direct	5R01GM095516-04	93.859	Biomedical Research and Research Training	19,516	5,019
Direct	5R01GM095558-05	93.859	Biomedical Research and Research Training	66,070	

(Continued)



**UNIVERSITY OF MINNESOTA**

**SCHEDULE OF EXPENDITURES OF FEDERAL AWARDS  
FOR THE YEAR ENDED JUNE 30, 2017**

Cluster, Agency, Subagency, Direct/ Pass-through, Pass-through Entity	Award #	CFDA#	CFDA Program Title	Federal Expenditures	Passed through to Subrecipients
Direct	5R01GM095559-05	93.859	Biomedical Research and Research Training	\$ 62,080	\$
Direct	5R01GM097057-07 Revised	93.859	Biomedical Research and Research Training	310,469	
Direct	5R01GM098294-04	93.859	Biomedical Research and Research Training	115,573	
Direct	5R01GM098550-04	93.859	Biomedical Research and Research Training	151,079	
Direct	5R01GM100943-04	93.859	Biomedical Research and Research Training	29,962	
Direct	5R01GM102205 NCE	93.859	Biomedical Research and Research Training	92,090	
Direct	5R01GM105646-05	93.859	Biomedical Research and Research Training	249,514	
Direct	5R01GM105707-05	93.859	Biomedical Research and Research Training	463,111	39,428
Direct	5R01GM107175-04revised	93.859	Biomedical Research and Research Training	326,159	43,290
Direct	5R01GM108703-04 Revised	93.859	Biomedical Research and Research Training	333,900	
Direct	5R01GM109770-02 Revised	93.859	Biomedical Research and Research Training	185,051	37,014
Direct	5R01GM110129-03 REVISED	93.859	Biomedical Research and Research Training	423,727	48,372
Direct	5R01GM111358-04 Rev	93.859	Biomedical Research and Research Training	350,513	63,290
Direct	5R01GM113250-13	93.859	Biomedical Research and Research Training	197,515	
Direct	5R01GM113952-02	93.859	Biomedical Research and Research Training	322,378	
Direct	5R01GM113985-03 REVISED	93.859	Biomedical Research and Research Training	292,104	
Direct	5R01GM115099-13 Revised	93.859	Biomedical Research and Research Training	310,805	
Direct	5R01GM115462-02	93.859	Biomedical Research and Research Training	165,232	
Direct	5R01GM118000-02 Revised	93.859	Biomedical Research and Research Training	645,794	
Direct	5R01GM120142-02	93.859	Biomedical Research and Research Training	163,546	
Direct	5R01HD034294-21	93.865	Child Health and Human Development Extramural Research	126,233	
Direct	5R01HD043392-15 REVISED	93.865	Child Health and Human Development Extramural Research	621,957	
Direct	5R01HD044154-12	93.865	Child Health and Human Development Extramural Research	117,371	
Direct	5R01-HD044763	93.865	Child Health and Human Development Extramural Research	223,801	1,514
Direct	5R01HD044864-11 Revised	93.865	Child Health and Human Development Extramural Research	67,743	50,412
Direct	5R01HD046697-13	93.865	Child Health and Human Development Extramural Research	652,793	
Direct	5R01HD047283-12 REVISED	93.865	Child Health and Human Development Extramural Research	470,096	
Direct	5R01HD052110-08 REVISED	93.865	Child Health and Human Development Extramural Research	33,711	
Direct	5R01HD057929-10	93.865	Child Health and Human Development Extramural Research	548,826	
Direct	5R01HD067258-05	93.865	Child Health and Human Development Extramural Research	30,093	
Direct	5R01HD067258-07	93.865	Child Health and Human Development Extramural Research	496,087	
Direct	5R01HD070738-05	93.865	Child Health and Human Development Extramural Research	43,007	
Direct	5R01HD073126-05	93.865	Child Health and Human Development Extramural Research	334,088	140,887
Direct	5R01HD075349-03 (REV)	93.865	Child Health and Human Development Extramural Research	379,474	
Direct	5R01HD078322-05	93.865	Child Health and Human Development Extramural Research	392,549	
Direct	5R01HD078470-04 Revised	93.865	Child Health and Human Development Extramural Research	423,692	181,326
Direct	5R01HD079918-03	93.865	Child Health and Human Development Extramural Research	334,251	118,688
Direct	5R01HD080444-04	93.865	Child Health and Human Development Extramural Research	627,810	339,607
Direct	5R01HD082120-03 REVISED	93.865	Child Health and Human Development Extramural Research	662,909	
Direct	5R01HD083829-03 REVISED	93.865	Child Health and Human Development Extramural Research	604,299	
Direct	5R01HD084440-02	93.865	Child Health and Human Development Extramural Research	267,268	
Direct	5R01HD084459-02	93.865	Child Health and Human Development Extramural Research	354,509	
Direct	5R01HD088176-02 Revised	93.865	Child Health and Human Development Extramural Research	464,647	48,886
Direct	5R01HG005084-06	93.172	Human Genome Research	351,015	
Direct	5R01HG006851-05	93.172	Human Genome Research	341,526	
Direct	5R01HG00865-02	93.172	Human Genome Research	508,579	86,639
Direct	5R01HL051177-21	93.838	Lung Diseases Research	346,163	131,159
Direct	5R01HL053560-17 Revised	93.837	Cardiovascular Diseases Research	181,797	
Direct	5R01HL056067-21	93.839	Blood Diseases and Resources Research	397,252	44,120

(Continued)

**UNIVERSITY OF MINNESOTA**

**SCHEDULE OF EXPENDITURES OF FEDERAL AWARDS  
FOR THE YEAR ENDED JUNE 30, 2017**

Cluster, Agency, Subagency, Direct/ Pass-through, Pass-through Entity	Award #	CFDA#	CFDA Program Title	Federal Expenditures	Passed through to Subrecipients
Direct	5R01HL059367-14revised	93.837	Cardiovascular Diseases Research	\$ (3,042)	\$ 395
Direct	5R01HL081522-07 Revised	93.837	Cardiovascular Diseases Research	735,954	
Direct	5R01-HL096453-05	93.837	Cardiovascular Diseases Research	(2,003)	
Direct	5R01HL096453-07	93.837	Cardiovascular Diseases Research	481,572	227,652
Direct	5R01HL103695-04 Revised	93.837	Cardiovascular Diseases Research	18,796	(931)
Direct	5R01HL103706-04	93.837	Cardiovascular Diseases Research	69,151	
Direct	5R01HL103733-04 rev	93.839	Blood Diseases and Resources Research	(1,462)	
Direct	5R01HL105397-07	93.837	Cardiovascular Diseases Research	304,813	
Direct	5R01HL105406-04Revised	93.837	Cardiovascular Diseases Research	707	
Direct	5R01HL105550-07	93.837	Cardiovascular Diseases Research	504,145	253,458
Direct	5R01HL105626-04 REVISED	93.837	Cardiovascular Diseases Research	161,761	
Direct	5R01HL107572-04	93.838	Lung Diseases Research	233,357	
Direct	5R01HL108627-04	93.838	Lung Diseases Research	7,570	
Direct	5R01HL108926-05	93.837	Cardiovascular Diseases Research	226,332	
Direct	5R01HL108962-06	93.838	Lung Diseases Research	463,196	
Direct	5R01HL114567-04 REVISED	93.839	Blood Diseases and Resources Research	58,380	
Direct	5R01HL114662-03	93.838	Lung Diseases Research	(402)	
Direct	5R01HL114832-05	93.837	Cardiovascular Diseases Research	377,107	
Direct	5R01HL116476-04	93.837	Cardiovascular Diseases Research	396,079	97,352
Direct	5R01HL116720-03 revised	93.837	Cardiovascular Diseases Research	187,485	38,359
Direct	5R01-HL116892-03	93.837	Cardiovascular Diseases Research	(319)	
Direct	5R01HL118979-04	93.839	Blood Diseases and Resources Research	367,602	40,357
Direct	5R01HL121093-04	93.837	Cardiovascular Diseases Research	380,068	
Direct	5R01HL122200-02 Rev	93.837	Cardiovascular Diseases Research	(1,982)	
Direct	5R01HL122216-03	93.839	Blood Diseases and Resources Research	432,363	16,517
Direct	5R01HL122323-03	93.837	Cardiovascular Diseases Research	797,015	
Direct	5R01HL122576-04	93.837	Cardiovascular Diseases Research	375,523	
Direct	5R01HL123227-05	93.837	Cardiovascular Diseases Research	1,098,715	322,080
Direct	5R01HL125227-03	93.838	Lung Diseases Research	523,185	
Direct	5R01HL125236-03	93.838	Lung Diseases Research	388,436	
Direct	5R01HL126041-03 REVISED	93.837	Cardiovascular Diseases Research	516,885	15,473
Direct	5R01HL126171-03S2	93.837	Cardiovascular Diseases Research	667,767	97,496
Direct	5R01HL127077-02	93.837	Cardiovascular Diseases Research	522,373	
Direct	5R01HL129814-03	93.837	Cardiovascular Diseases Research	696,940	405,048
Direct	5R01HL130099-02	93.837	Cardiovascular Diseases Research	292,218	55,962
Direct	5R01HL135895-17	93.839	Blood Diseases and Resources Research	310,912	
Direct	5R01LM011972-03	93.879	Medical Library Assistance	310,875	77,212
Direct	5R01MD010729-02	93.307	Minority Health and Health Disparities Research	190,819	15,079
Direct	5R01MH063688-13	93.242	Mental Health Research Grants	83,978	
Direct	5R01MH066703-16 REVISED	93.242	Mental Health Research Grants	350,906	
Direct	5R01MH080318-07	93.242	Mental Health Research Grants	344,058	
Direct	5R01MH084861-07	93.242	Mental Health Research Grants	220,696	
Direct	5R01MH086000-05	93.242	Mental Health Research Grants	(1,817)	
Direct	5R01MH096748-04	93.242	Mental Health Research Grants	75,661	8,801
Direct	5R01MH104324-04	93.242	Mental Health Research Grants	667,082	173,607
Direct	5R01MH105290-03	93.242	Mental Health Research Grants	623,192	372,958
Direct	5R01MH107382-02	93.242	Mental Health Research Grants	322,499	
Direct	5R01MH107491-03 REVISED	93.242	Mental Health Research Grants	379,998	28,887
Direct	5R01MH111413-02	93.242	Mental Health Research Grants	388,312	

(Continued)

**UNIVERSITY OF MINNESOTA**

**SCHEDULE OF EXPENDITURES OF FEDERAL AWARDS  
FOR THE YEAR ENDED JUNE 30, 2017**

Cluster, Agency, Subagency, Direct/ Pass-through, Pass-through Entity	Award #	CFDA#	CFDA Program Title	Federal Expenditures	Passed through to Subrecipients
Direct	5R01MH111447-02	93.242	Mental Health Research Grants	\$ 383,173	\$ 172,097
Direct	5R01NR013473-03 REVISED	93.361	Nursing Research	142,778	17,946
Direct	5R01NS018338-30	93.853	Extramural Research Programs in the Neurosciences and Neurological Disorders	292,564	
Direct	5R01NS035192-16	93.853	Extramural Research Programs in the Neurosciences and Neurological Disorders	44,779	
Direct	5R01NS037019-17 Revised	93.853	Extramural Research Programs in the Neurosciences and Neurological Disorders	578,452	
Direct	5R01NS038836-19 REVISED	93.853	Extramural Research Programs in the Neurosciences and Neurological Disorders	413,614	
Direct	5R01NS045667-15 Revised	93.853	Extramural Research Programs in the Neurosciences and Neurological Disorders	427,433	56,058
Direct	5R01NS058945-08 REVISED	93.853	Extramural Research Programs in the Neurosciences and Neurological Disorders	589,792	
Direct	5R01NS073132-06	93.853	Extramural Research Programs in the Neurosciences and Neurological Disorders	265,251	
Direct	5R01NS073884-05 REVISED	93.853	Extramural Research Programs in the Neurosciences and Neurological Disorders	(7,164)	
Direct	5R01NS077657-04	93.853	Extramural Research Programs in the Neurosciences and Neurological Disorders	(13,252)	
Direct	5R01NS079374-03	93.853	Extramural Research Programs in the Neurosciences and Neurological Disorders	(9,379)	
Direct	5R01NS080816-03	93.853	Extramural Research Programs in the Neurosciences and Neurological Disorders	673,218	329,911
Direct	5R01NS081118-04	93.853	Extramural Research Programs in the Neurosciences and Neurological Disorders	130,452	
Direct	5R01NS083549-03	93.853	Extramural Research Programs in the Neurosciences and Neurological Disorders	140	
Direct	5R01NS083549-05 REVISED	93.853	Extramural Research Programs in the Neurosciences and Neurological Disorders	294,598	
Direct	5R01NS084998-03	93.853	Extramural Research Programs in the Neurosciences and Neurological Disorders	135,768	17,629
Direct	5R01NS085188-03	93.853	Extramural Research Programs in the Neurosciences and Neurological Disorders	130,300	27,758
Direct	5R01NS086074-04 Revised	93.853	Extramural Research Programs in the Neurosciences and Neurological Disorders	365,437	7,300
Direct	5R01NS086219-03	93.853	Extramural Research Programs in the Neurosciences and Neurological Disorders	495,165	264,454
Direct	5R01NS086312-03 Rev	93.853	Extramural Research Programs in the Neurosciences and Neurological Disorders	5,881	
Direct	5R01NS086312-05	93.853	Extramural Research Programs in the Neurosciences and Neurological Disorders	563,928	299,287
Direct	5R01NS088518-04 Revised	93.853	Extramural Research Programs in the Neurosciences and Neurological Disorders	302,405	43,538
Direct	5R01NS089647-03	93.853	Extramural Research Programs in the Neurosciences and Neurological Disorders	376,319	
Direct	5R01NS092093-02 Revised	93.853	Extramural Research Programs in the Neurosciences and Neurological Disorders	469,841	
Direct	5R01NS094151-02	93.853	Extramural Research Programs in the Neurosciences and Neurological Disorders	268,711	
Direct	5R01NS094176-02	93.853	Extramural Research Programs in the Neurosciences and Neurological Disorders	405,889	
Direct	5R01NS097312-02	93.853	Extramural Research Programs in the Neurosciences and Neurological Disorders	349,788	
Direct	5R03AI107081-02	93.855	Allergy and Infectious Diseases Research	4,708	
Direct	5R03CA179555-02 Revised	93.393	Cancer Cause and Prevention Research	16,902	11,120
Direct	5R03CA186176-02	93.393	Cancer Cause and Prevention Research	61,332	
Direct	5R03CA187991-02	93.393	Cancer Cause and Prevention Research	2,674	
Direct	5R03CA191713-02	93.393	Cancer Cause and Prevention Research	81,618	
Direct	5R03CA201502-02 REVISED	93.393	Cancer Cause and Prevention Research	75,585	
Direct	5R03DA041870-02	93.077	Family Smoking Prevention and Tobacco Control Act Regulatory Research	94,801	8,986
Direct	5R03DE024750-02	93.121	Oral Diseases and Disorders Research	89,896	18,465
Direct	5R03DK097318-02	93.847	Diabetes, Digestive, and Kidney Diseases Extramural Research	(3,534)	
Direct	5R03DK100530-02	93.847	Diabetes, Digestive, and Kidney Diseases Extramural Research	4,905	
Direct	5R03DK102469-02	93.847	Diabetes, Digestive, and Kidney Diseases Extramural Research	6,532	
Direct	5R03HD070871-02	93.865	Child Health and Human Development Extramural Research	1,865	
Direct	5R03HD079504-02	93.865	Child Health and Human Development Extramural Research	14,983	1,380
Direct	5R03HD080848-02	93.865	Child Health and Human Development Extramural Research	51,884	
Direct	5R03HD082273-02	93.865	Child Health and Human Development Extramural Research	68,926	
Direct	5R03HD082679-02	93.865	Child Health and Human Development Extramural Research	64,799	
Direct	5R03HD084897-02 Revised	93.865	Child Health and Human Development Extramural Research	73,774	
Direct	5R03MH102586-02	93.242	Mental Health Research Grants	30,333	
Direct	5R03MH106831-02S1	93.242	Mental Health Research Grants	67,481	
Direct	5R03NS094419-02	93.853	Extramural Research Programs in the Neurosciences and Neurological Disorders	91,384	
Direct	5R13HD080243-03	93.865	Child Health and Human Development Extramural Research	17,486	17,486

(Continued)

**UNIVERSITY OF MINNESOTA**

**SCHEDULE OF EXPENDITURES OF FEDERAL AWARDS  
FOR THE YEAR ENDED JUNE 30, 2017**

Cluster, Agency, Subagency, Direct/ Pass-through, Pass-through Entity	Award #	CFDA#	CFDA Program Title	Federal Expenditures	Passed through to Subrecipients
Direct	5R18DK110732-02	93.847	Diabetes, Digestive, and Kidney Diseases Extramural Research	\$ 369,269	\$ 116,311
Direct	5R21AA024530-02 REVISED	93.273	Alcohol Research Programs	177,038	6,412
Direct	5R21AG045606-02	93.866	Aging Research	220,986	
Direct	5R21-AI103012-02 Revised	93.855	Allergy and Infectious Diseases Research	2,056	
Direct	5R21AI107543-02	93.855	Allergy and Infectious Diseases Research	50,684	
Direct	5R21AI114722-02 NCE	93.855	Allergy and Infectious Diseases Research	223,417	
Direct	5R21AI116211-02	93.855	Allergy and Infectious Diseases Research	146,732	113,564
Direct	5R21AI117173-02	93.855	Allergy and Infectious Diseases Research	217,744	
Direct	5R21AI119896-02	93.855	Allergy and Infectious Diseases Research	159,820	
Direct	5R21AI120601-02	93.855	Allergy and Infectious Diseases Research	128,757	
Direct	5R21AI121587-02	93.855	Allergy and Infectious Diseases Research	155,929	
Direct	5R21AI122352-02	93.855	Allergy and Infectious Diseases Research	213,847	
Direct	5R21AR066158-02	93.846	Arthritis, Musculoskeletal and Skin Diseases Research	107,467	
Direct	5R21AR070319-02	93.846	Arthritis, Musculoskeletal and Skin Diseases Research	174,658	
Direct	5R21CA157298-03 nce	93.394	Cancer Detection and Diagnosis Research	58,311	
Direct	5R21CA169759-02	93.395	Cancer Treatment Research	9,136	
Direct	5R21CA177051-02	93.395	Cancer Treatment Research	74,575	
Direct	5R21CA179070-02	93.394	Cancer Detection and Diagnosis Research	5,296	
Direct	5R21CA182041-02	93.395	Cancer Treatment Research	65,137	
Direct	5R21CA184541-02	93.396	Cancer Biology Research	70,492	
Direct	5R21CA185627-02	93.395	Cancer Treatment Research	22,990	
Direct	5R21CA185783-02	93.395	Cancer Treatment Research	22,779	
Direct	5R21CA187232-02	93.396	Cancer Biology Research	124,243	
Direct	5R21CA187290-02	93.395	Cancer Treatment Research	162,995	
Direct	5R21CA194661-02	93.395	Cancer Treatment Research	146,713	
Direct	5R21CA194871-02 Revised	93.393	Cancer Cause and Prevention Research	207,864	
Direct	5R21CA196954-02	93.393	Cancer Cause and Prevention Research	183,444	82,601
Direct	5R21CA201735-02	93.396	Cancer Biology Research	143,192	61,981
Direct	5R21CA201834-02 Rev	93.394	Cancer Detection and Diagnosis Research	165,220	
Direct	5R21CA205455-02 REVISED	93.396	Cancer Biology Research	160,659	
Direct	5R21CA206309-02 Revised	93.393	Cancer Cause and Prevention Research	144,657	
Direct	5R21DA037728-02	93.279	Drug Abuse and Addiction Research Programs	156,741	80,866
Direct	5R21DE025711-02	93.121	Oral Diseases and Disorders Research	191,796	
Direct	5R21DE026209-02	93.121	Oral Diseases and Disorders Research	162,937	
Direct	5R21EB017069-02 Revised	93.286	Discovery and Applied Research for Technological Innovations to Improve Human Health	151,918	
Direct	5R21EB019390-02	93.286	Discovery and Applied Research for Technological Innovations to Improve Human Health	138,112	
Direct	5R21EB019518-02	93.286	Discovery and Applied Research for Technological Innovations to Improve Human Health	141,088	
Direct	5R21EB022258-02	93.286	Discovery and Applied Research for Technological Innovations to Improve Human Health	88,874	
Direct	5R21EY025027-02 Revised	93.867	Vision Research	138,637	9,999
Direct	5R21EY025731-02	93.867	Vision Research	179,181	
Direct	5R21HD083648-02 Revised	93.865	Child Health and Human Development Extramural Research	111,122	
Direct	5R21HL121412-02	93.837	Cardiovascular Diseases Research	5,729	
Direct	5R21HL128790-02	93.837	Cardiovascular Diseases Research	60,988	1,849
Direct	5R21HL129906-02	93.837	Cardiovascular Diseases Research	180,062	
Direct	5R21LM012197-02	93.879	Medical Library Assistance	207,751	124,955

(Continued)

**UNIVERSITY OF MINNESOTA**

**SCHEDULE OF EXPENDITURES OF FEDERAL AWARDS  
FOR THE YEAR ENDED JUNE 30, 2017**

Cluster, Agency, Subagency, Direct/ Pass-through, Pass-through Entity	Award #	CFDA#	CFDA Program Title	Federal Expenditures	Passed through to Subrecipients
Direct	5R21MH101395-02 Revised	93.242	Mental Health Research Grants	\$ 34,621	\$
Direct	5R21MH105759-02 Revised	93.242	Mental Health Research Grants	34,793	
Direct	5R21NR013737-02 revised	93.361	Nursing Research	45,337	
Direct	5R21NS084007-02	93.853	Extramural Research Programs in the Neurosciences and Neurological Disorders	3,870	
Direct	5R21NS095109-02 NCE	93.853	Extramural Research Programs in the Neurosciences and Neurological Disorders	185,261	
Direct	5R21NS096437-02 Revised	93.853	Extramural Research Programs in the Neurosciences and Neurological Disorders	185,521	
Direct	5R21OD019928-02	93.351	Research Infrastructure Programs	234,523	
Direct	5R24MD007966-03 Revised	93.307	Minority Health and Health Disparities Research	17,570	6,429
Direct	5R25CA163184-05 Revised	93.398	Cancer Research Manpower	80,910	
Direct	5R25CA200508-03	93.398	Cancer Research Manpower	112,063	
Direct	5R25DA038880-03	93.279	Drug Abuse and Addiction Research Programs	55,502	
Direct	5R25ES023595-03	93.143	NIEHS Superfund Hazardous Substances Basic Research and Education	27,547	11,433
Direct	5R25GM086669-08 & Revised	93.859	Biomedical Research and Research Training	258,576	
Direct	5R25HL128372-03	93.837	Cardiovascular Diseases Research	117,154	
Direct	5R25HL131487-02	93.837	Cardiovascular Diseases Research	244,907	
Direct	5R25MH109110-03	93.242	Mental Health Research Grants	92,255	
Direct	5R25NS083059-05 Revised	93.853	Extramural Research Programs in the Neurosciences and Neurological Disorders	78,446	
Direct	5R33CA183671-03 NCE	93.394	Cancer Detection and Diagnosis Research	272,076	58,888
Direct	5R33CA186795-03	93.394	Cancer Detection and Diagnosis Research	293,981	59,037
Direct	5R33CA204510-02	93.393	Cancer Cause and Prevention Research	231,243	
Direct	5R33NS087274-04 Revised	93.853	Extramural Research Programs in the Neurosciences and Neurological Disorders	531,134	
Direct	5R34AA023611-02	93.273	Alcohol Research Programs	206,691	
Direct	5R34DA033833-04	93.279	Drug Abuse and Addiction Research Programs	140,375	
Direct	5R34DA037888-03	93.351	Research Infrastructure Programs	124,243	
Direct	5R34MH097832-03	93.242	Mental Health Research Grants	56,868	
Direct	5R34MH099040-03	93.242	Mental Health Research Grants	148,499	
Direct	5R34MH105202-03	93.242	Mental Health Research Grants	308,751	37,058
Direct	5R35CA197292-03	93.395	Cancer Treatment Research	818,379	
Direct	5R35GM118029-02	93.859	Biomedical Research and Research Training	412,675	
Direct	5R35GM118030-02 Revised	93.859	Biomedical Research and Research Training	361,152	
Direct	5R35GM118047-02	93.859	Biomedical Research and Research Training	372,402	76,612
Direct	5R35GM118079-02 REVISED	93.859	Biomedical Research and Research Training	363,366	
Direct	5R35GM119441-02 REVISED	93.859	Biomedical Research and Research Training	284,901	
Direct	5R35GM119457-02	93.859	Biomedical Research and Research Training	357,715	
Direct	5R35GM119483-02	93.859	Biomedical Research and Research Training	244,112	
Direct	5R37AG026160-12 Revised	93.866	Aging Research	427,361	17,675
Direct	5R37AI038903-20	93.855	Allergy and Infectious Diseases Research	8,864	
Direct	5R37AI064046-12	93.855	Allergy and Infectious Diseases Research	583,974	37,824
Direct	5R37DA005147-29	93.279	Drug Abuse and Addiction Research Programs	807,530	
Direct	5R37DK042921-25	93.847	Diabetes, Digestive, and Kidney Diseases Extramural Research	16,120	
Direct	5R37DK042921-26	93.847	Diabetes, Digestive, and Kidney Diseases Extramural Research	363,255	
Direct	5R37-GM047365-24	93.859	Biomedical Research and Research Training	8,711	
Direct	5R37-NS022920-26	93.853	Extramural Research Programs in the Neurosciences and Neurological Disorders	1,551	
Direct	5R37NS022920-29 Rev	93.853	Extramural Research Programs in the Neurosciences and Neurological Disorders	460,636	
Direct	5R90DE023058-04	93.121	Oral Diseases and Disorders Research	(1,726)	
Direct	5T15HL117414-03	93.837	Cardiovascular Diseases Research	(3,362)	
Direct	5T32-AG029796-08	93.866	Aging Research	(2,143)	
Direct	5T32AG029796-10 Revised	93.866	Aging Research	277,957	
Direct	5T32-AI007313-27	93.855	Allergy and Infectious Diseases Research	20,641	

(Continued)

UNIVERSITY OF MINNESOTA

SCHEDULE OF EXPENDITURES OF FEDERAL AWARDS  
FOR THE YEAR ENDED JUNE 30, 2017

Cluster, Agency, Subagency, Direct/ Pass-through, Pass-through Entity	Award #	CFDA#	CFDA Program Title	Federal Expenditures	Passed through to Subrecipients
Direct	5T32AI055433-13	93.855	Allergy and Infectious Diseases Research	\$ 239,464	\$
Direct	5T32AI083196-08	93.855	Allergy and Infectious Diseases Research	166,582	
Direct	5T32AR007612-14	93.846	Arthritis, Musculoskeletal and Skin Diseases Research	(419)	
Direct	5T32CA009138-43	93.398	Cancer Research Manpower	438,508	
Direct	5T32CA099936-13	93.398	Cancer Research Manpower	210,019	
Direct	5T32DA007097-34	93.279	Drug Abuse and Addiction Research Programs	27,635	
Direct	5T32-DA007234-29	93.279	Drug Abuse and Addiction Research Programs	(11,557)	
Direct	5T32DA037183-04	93.279	Drug Abuse and Addiction Research Programs	187,725	
Direct	5T32DK007203-37	93.847	Diabetes, Digestive, and Kidney Diseases Extramural Research	14,629	
Direct	5T32-DK007784-15 Rev	93.847	Diabetes, Digestive, and Kidney Diseases Extramural Research	8,238	
Direct	5T32DK065519-14	93.847	Diabetes, Digestive, and Kidney Diseases Extramural Research	139,621	
Direct	5T32DK083250-08	93.847	Diabetes, Digestive, and Kidney Diseases Extramural Research	272,102	
Direct	5T32GM008244-30S1	93.859	Biomedical Research and Research Training	630,417	
Direct	5T32GM008347-24	93.859	Biomedical Research and Research Training	18,032	
Direct	5T32-GM008471-23	93.859	Biomedical Research and Research Training	9,492	
Direct	5T32GM008471-25	93.859	Biomedical Research and Research Training	311,887	
Direct	5T32GM008700-19	93.859	Biomedical Research and Research Training	223,564	
Direct	5T32GM108557-04 Revised	93.859	Biomedical Research and Research Training	82,918	
Direct	5T32GM113846-08	93.859	Biomedical Research and Research Training	166,443	
Direct	5T32HD068229-05 revised	93.865	Child Health and Human Development Extramural Research	(4,518)	
Direct	5T32HL007062-39	93.839	Blood Diseases and Resources Research	22,671	
Direct	5T32HL007741-23	93.838	Lung Diseases Research	651,132	
Direct	5T32HL007779-24 Revised	93.837	Cardiovascular Diseases Research	387,456	
Direct	5T32HL129956-02	93.837	Cardiovascular Diseases Research	83,472	
Direct	5T32MH010026-04	93.242	Mental Health Research Grants	77,946	
Direct	5T32MH015755-37	93.282	Mental Health National Research Service Awards for Research Training	2,829	
Direct	5T32MH082761-09	93.242	Mental Health Research Grants	313,298	184,826
Direct	5T32OD010993-14	93.351	Research Infrastructure Programs	382,087	
Direct	5T35OD011118-05	93.389	National Center for Research Resources	(368)	
Direct	5T90DE022732-04	93.121	Oral Diseases and Disorders Research	13,381	
Direct	5U01-AG042145-16	93.866	Aging Research	(3,051)	
Direct	5U01AG042145-18	93.866	Aging Research	808,714	19,558
Direct	5U01AI089244-05	93.855	Allergy and Infectious Diseases Research	5,302	8,102
Direct	5U01AI102463-04 REVISED	93.855	Allergy and Infectious Diseases Research	166,739	51,864
Direct	5U01AI105872-05	93.855	Allergy and Infectious Diseases Research	1,439,892	162,551
Direct	5U01AI120130-03	93.855	Allergy and Infectious Diseases Research	776,756	39,803
Direct	5U01AI125003-02	93.855	Allergy and Infectious Diseases Research	351,450	46,391
Direct	5U01DA041120-03	93.279	Drug Abuse and Addiction Research Programs	4,143,398	3,023,597
Direct	5U01DC013030-04 REVISED	93.173	Research Related to Deafness and Communication Disorders	305,294	196,267
Direct	5U01-DK057182-16 Revised	93.847	Diabetes, Digestive, and Kidney Diseases Extramural Research	652	
Direct	5U01DK057182-18 Revised	93.847	Diabetes, Digestive, and Kidney Diseases Extramural Research	274,124	
Direct	5U01DK085476-09 Revised	93.847	Diabetes, Digestive, and Kidney Diseases Extramural Research	587,825	
Direct	5U01DK106786-02	93.847	Diabetes, Digestive, and Kidney Diseases Extramural Research	1,016,650	144,981
Direct	5U01HL096902-07	93.837	Cardiovascular Diseases Research	1,014,295	23,306
Direct	5U01HL100407-07 REVISED	93.837	Cardiovascular Diseases Research	174,842	37,411
Direct	5U01HL117664-05	93.839	Blood Diseases and Resources Research	1,966,995	145,408
Direct	5U01HL127479-03	93.837	Cardiovascular Diseases Research	1,065,610	
Direct	5U01HL133818-02	93.837	Cardiovascular Diseases Research	330,013	15,977
Direct	5U01MD010586-02 Revised	93.307	Minority Health and Health Disparities Research	371,393	123,063

(Continued)

**UNIVERSITY OF MINNESOTA**

**SCHEDULE OF EXPENDITURES OF FEDERAL AWARDS  
FOR THE YEAR ENDED JUNE 30, 2017**

Cluster, Agency, Subagency, Direct/ Pass-through, Pass-through Entity	Award #	CFDA#	CFDA Program Title	Federal Expenditures	Passed through to Subrecipients
Direct	5U01MH109038-03	93.242	Mental Health Research Grants	\$ 405,773	\$
Direct	5U01-NS058087-08 REVISED	93.853	Extramural Research Programs in the Neurosciences and Neurological Disorders	3,207	
Direct	5U01NS062091-05 REVISED	93.853	Extramural Research Programs in the Neurosciences and Neurological Disorders	1,134,600	670,691
Direct	5U10HLO69290-15 REVISED	93.837	Cardiovascular Diseases Research	9,063	
Direct	5U10NS086467-03	93.853	Extramural Research Programs in the Neurosciences and Neurological Disorders	51,545	
Direct	5U10NS086467-05	93.853	Extramural Research Programs in the Neurosciences and Neurological Disorders	331,223	
Direct	5U18EB021716-02 Revised	93.310	Trans-NIH Research Support	257,884	
Direct	5U19AI070119-10 Revised	93.855	Allergy and Infectious Diseases Research	987,124	340,836
Direct	5U19CA157345-04	93.077	Family Smoking Prevention and Tobacco Control Act Regulatory Research	737,840	466,359
Direct	5U24AI118635-03	93.855	Allergy and Infectious Diseases Research	606,095	
Direct	5U24DC011968-05 revised	93.173	Research Related to Deafness and Communication Disorders	74,695	
Direct	5U54CA153603-05 REVISED	93.397	Cancer Centers Support Grants	145,054	
Direct	5U54NS065768-08 REVISED	93.853	Extramural Research Programs in the Neurosciences and Neurological Disorders	1,069,550	259,866
Direct	5UH2EB013647-05 Revised	93.286	Discovery and Applied Research for Technological Innovations to Improve Human Health	168,529	74,223
Direct	5UL1TR000114-05 REVISED	93.389	National Center for Research Resources	883	
Direct	5UM1AI068641-09	93.855	Allergy and Infectious Diseases Research	536,263	671,963
Direct	5UM1AI120197-03	93.855	Allergy and Infectious Diseases Research	22,666,920	19,313,602
Direct	7DP2CA186752-02 Revised	93.310	Trans-NIH Research Support	620,051	40,090
Direct	7DP2EB020537-02revised	93.310	Trans-NIH Research Support	560,684	
Direct	7DP2OD008592-02	93.310	Trans-NIH Research Support	11,177	
Direct	7K01HL115534-06	93.837	Cardiovascular Diseases Research	99,770	
Direct	7R01GM080308-09 Revised NCE	93.859	Biomedical Research and Research Training	21	
Direct	7R01HL111480-05	93.837	Cardiovascular Diseases Research	440,817	
Direct	7R01LM011179-05	93.879	Medical Library Assistance	59,407	
Direct	7R01MD006064-04 REVISED	93.307	Minority Health and Health Disparities Research	24,849	11,650
Direct	7R21NS096627-02	93.853	Extramural Research Programs in the Neurosciences and Neurological Disorders	4,611	
Direct	7R25AT003582-08 REVISED	93.213	Research and Training in Complementary and Integrative Health	30,394	
Direct	HHSN261201500257P	93.C11	Contract-Department of Health and Human Services-National Institutes of Health	66,986	
Direct	HHSN261201600412P	93.C11	Contract-Department of Health and Human Services-National Institutes of Health	45,519	
Direct	HHSN261201600730P	93.C11	Contract-Department of Health and Human Services-National Institutes of Health	14,109	
Direct	HHSN268201100008C Amd. 15	93.C11	Contract-Department of Health and Human Services-National Institutes of Health	806,516	39,601
Direct	HHSN268201300028C MOD# 12	93.C11	Contract-Department of Health and Human Services-National Institutes of Health	760,731	
Direct	HHSN268201600014I, TO#HHSN26800001 AMD#2	93.C11	Contract-Department of Health and Human Services-National Institutes of Health	113,026	
Direct	HHSN268201700003I /T.O.HHSN26800001 Mod1	93.C11	Contract-Department of Health and Human Services-National Institutes of Health	451,426	
Direct	HHSN268201700003I, Task Order # HHSN2680	93.C11	Contract-Department of Health and Human Services-National Institutes of Health	10,391	
Direct	HHSN275201100002I/Task Ord. HHSN27500002	93.C11	Contract-Department of Health and Human Services-National Institutes of Health	65,435	
Direct	HHSN275201100002I/Task Ord HHSN27500003	93.C11	Contract-Department of Health and Human Services-National Institutes of Health	91,729	
Direct	HHSN275201100002I/TO HHSN27500004 Mod 4	93.C11	Contract-Department of Health and Human Services-National Institutes of Health	328,068	
Direct	HHSN275201300017C Amd #3	93.C11	Contract-Department of Health and Human Services-National Institutes of Health	1,710,911	590,916
Direct	HHSN275201300023I /HHSN27500008	93.865	Child Health and Human Development Extramural Research	324,808	
Direct	HHSN275201300023I T.O. HHSN27500006	93.C11	Contract-Department of Health and Human Services-National Institutes of Health	45,959	
Direct	HHSN275201300023I, Tsk Ord HHSN27500010	93.C11	Contract-Department of Health and Human Services-National Institutes of Health	5,699	
Direct	HHSN275201300023I, Task Ord. HHSN27500007	93.C11	Contract-Department of Health and Human Services-National Institutes of Health	24,297	
Direct	HHSN275201300023I/HHSN2750009	93.865	Child Health and Human Development Extramural Research	89,820	
Direct	HHSN27520130023I / HHSN27500011	93.C11	Contract-Department of Health and Human Services-National Institutes of Health	11,085	
Direct	HHSN275201600692P/4309130	93.C11	Contract-Department of Health and Human Services-National Institutes of Health	4,000	
Direct	HHSN276201200017C Amendment 10	93.C11	Contract-Department of Health and Human Services-National Institutes of Health	449,079	260,900
Direct	HHSN311201600054P	93.C11	Contract-Department of Health and Human Services-National Institutes of Health	10,428	

(Continued)

**UNIVERSITY OF MINNESOTA**

**SCHEDULE OF EXPENDITURES OF FEDERAL AWARDS  
FOR THE YEAR ENDED JUNE 30, 2017**

Cluster, Agency, Subagency, Direct/ Pass-through, Pass-through Entity	Award #	CFDA#	CFDA Program Title	Federal Expenditures	Passed through to Subrecipients
Direct	N01-CN-25513 N Mod 99	93.C11	Contract-Department of Health and Human Services-National Institutes of Health	\$ 28	\$
Direct	NIH/5R01-AI042792-15 REVISED	93.855	Allergy and Infectious Diseases Research	2,205	
Direct	R01DA019666-10	93.279	Drug Abuse and Addiction Research Programs	(53)	
Direct	R01EB005813-10	93.286	Discovery and Applied Research for Technological Innovations to Improve Human Health	259,142	44,531
Direct	R01GM081388-08	93.859	Biomedical Research and Research Training	75,237	50,325
Direct	R21EB021511	93.286	Discovery and Applied Research for Technological Innovations to Improve Human Health	113,371	
Direct	R21NS087887-02	93.853	Extramural Research Programs in the Neurosciences and Neurological Disorders	106,420	
Direct	TO# HHSN27500003 / HHSN275201100023I A1	93.C11	Contract-Department of Health and Human Services-National Institutes of Health	121,638	
Passthrough:					
Advanced Medical Electronics Corporation	AME15-Dementia-14 Grant 2R44AG041667-02A	93.866	Aging Research	57,174	
Adventum Labs	1025-002-001-010	93.U01	Unid CFDA-Department of Health and Human Services-NIH	36,263	16,656
Allina Health System	CCTRN-10-004 UMN / SUM1HL087394-10	93.837	Cardiovascular Diseases Research	32,279	
Altor Bioscience Corporation	UMN-ALT-803-02-13 MM Trial	93.397	Cancer Centers Support Grants	24,310	
Aratome, LLC	UM06302016	93.242	Mental Health Research Grants	135,000	
Arizona State University	16-779 amendment 2	93.394	Cancer Detection and Diagnosis Research	372,792	
Audiology Inc	R33DC011769	93.173	Research Related to Deafness and Communication Disorders	1,713	
Baylor College of Medicine	102087756	93.865	Child Health and Human Development Extramural Research	1	
Baylor College of Medicine	102171820	93.853	Extramural Research Programs in the Neurosciences and Neurological Disorders	18,906	
Baylor College of Medicine	700000199	93.853	Extramural Research Programs in the Neurosciences and Neurological Disorders	177,075	
Beckman Res Inst of the City of Hope	51443.2000555.669301 / PO #3000040290 A2	93.395	Cancer Treatment Research	23,261	
Benaroya Research Inst at Virginia Mason	FY17ITN233	93.855	Allergy and Infectious Diseases Research	19,534	
Benaroya Research Inst at Virginia Mason	Subaward No. FY16ITN105 Amendment 04	93.855	Allergy and Infectious Diseases Research	37,194	
Beth Israel Deaconess Medical Center	Subaward No. 01028223 - CORE B	93.855	Allergy and Infectious Diseases Research	27,606	
Biostrategies LC	Grant 1R43NS086326-01	93.853	Extramural Research Programs in the Neurosciences and Neurological Disorders	69,834	
Blue Therapeutics, Inc	UMN-2016-001	93.279	Drug Abuse and Addiction Research Programs	68,401	
Boston College	5101963-1 Am 1	93.310	Trans-NIH Research Support	844,868	380,695
Boston College	5101972-8	93.310	Trans-NIH Research Support	88,047	83,006
Boston University	BUMC #4500001119 /AG018037-14 amend #5	93.866	Aging Research	6,791	
Brigham and Women's Hospital	Alliance for Clinical Trials In Oncology	93.U01	Unid CFDA-Department of Health and Human Services-NIH	1,400	
Brigham and Women's Hospital	No Award Number	93.U01	Unid CFDA-Department of Health and Human Services-NIH	11,780	
Brigham and Women's Hospital	PROTOCOL EAY131 - MATCH	93.U01	Unid CFDA-Department of Health and Human Services-NIH	217,434	
Brigham and Women's Hospital	Subaward #1111014 Mod 3 / U01AG048270	93.866	Aging Research	55,820	
Brown University	860	93.879	Medical Library Assistance	65,973	
California Inst for Biomedical Research	CAR-T SUB under R01CA208398-01	93.395	Cancer Treatment Research	47,194	
California Pacific Medical Center	28000004448	93.395	Cancer Treatment Research	2,545	
California Pacific Medical Center	28021005-S174 amd 3 (PO#28000000291)	93.846	Arthritis, Musculoskeletal and Skin Diseases Research	16,437	
California Pacific Medical Center	2803232-S150 amd 5	93.866	Aging Research	16,886	
Carolinas Healthcare System	1U01DE022939 amend # 5	93.121	Oral Diseases and Disorders Research	(8,236)	
Carolinas Healthcare System	2000203699 (14-050S2)	93.121	Oral Diseases and Disorders Research	229,175	
Carolinas Healthcare System	3000300699 (04-050S8)	93.121	Oral Diseases and Disorders Research	7,237	
Case Western Reserve University	RES508612 Amend 4	93.847	Diabetes, Digestive, and Kidney Diseases Extramural Research	15,035	
Case Western Reserve University	RES509455 Amendment 2	93.847	Diabetes, Digestive, and Kidney Diseases Extramural Research	116,583	
Case Western Reserve University	RES509466 Am 2 /DP3DK104438	93.847	Diabetes, Digestive, and Kidney Diseases Extramural Research	21,974	
Case Western Reserve University	RES509942 Amend 2/ZDT1600063	93.847	Diabetes, Digestive, and Kidney Diseases Extramural Research	18,027	
Case Western Reserve University	RES510016/ RES511757/RES511903/RES511121	93.847	Diabetes, Digestive, and Kidney Diseases Extramural Research	160,657	
Cell-Safe Life Sciences LLC	1-A	93.847	Diabetes, Digestive, and Kidney Diseases Extramural Research	105,791	
Children's Hospital Boston	GENFD0001205636	93.879	Medical Library Assistance	19,254	

(Continued)



**UNIVERSITY OF MINNESOTA**

**SCHEDULE OF EXPENDITURES OF FEDERAL AWARDS  
FOR THE YEAR ENDED JUNE 30, 2017**

Cluster, Agency, Subagency, Direct/ Pass-through, Pass-through Entity	Award #	CFDA#	CFDA Program Title	Federal Expenditures	Passed through to Subrecipients
Children's Hospital Los Angeles	P2013-0010 Amendment 6	93.273	Alcohol Research Programs	\$ 185,450	\$
Cincinnati Children's Hospital Med Ctr	137829/R24HL105333 Am 5	93.837	Cardiovascular Diseases Research	18,206	
Cincinnati Children's Hospital Med Ctr	Subaward 134433 Am 3 PO:3100506199	93.837	Cardiovascular Diseases Research	572,620	
Cleveland Clinic	798-SUB	93.853	Extramural Research Programs in the Neurosciences and Neurological Disorders	13,602	
Colorado State University	G-64909-1	93.855	Allergy and Infectious Diseases Research	109,445	
Columbia University	1(GG010608-01) amd 1	93.847	Diabetes, Digestive, and Kidney Diseases Extramural Research	6,353	
Columbia University	3(GG010919-03), PO# G11190	93.838	Lung Diseases Research	70,409	
Columbia University	6(GG0110462-02) (previously 6(GG011046))	93.837	Cardiovascular Diseases Research	52,110	
Connecticut Children's Medical Center	Agreement #12-179296-35-01	93.847	Diabetes, Digestive, and Kidney Diseases Extramural Research	2,264	
Cornell University	14040540 AMD #7	93.855	Allergy and Infectious Diseases Research	24,458	
Cornell University	170819 / 16122076-02	93.310	Trans-NIH Research Support	39,995	
Dana-Farber Cancer Institute	1153512 Amendment 1/ previously 1153511	93.395	Cancer Treatment Research	333,006	
Dartmouth College	R824 Am 1	93.859	Biomedical Research and Research Training	38,165	
Dartmouth College	R943	93.855	Allergy and Infectious Diseases Research	4,674	
Dartmouth College	Subaward No. 895	93.393	Cancer Cause and Prevention Research	5,515	
Des Moines University	08-16-05 sub 2	93.837	Cardiovascular Diseases Research	30,459	
Discovery Genomics Inc	Subaward No. 1 Amendment 2	93.859	Biomedical Research and Research Training	36,640	
Duke University	2032595 Amendment 4	93.395	Cancer Treatment Research	9,941	
Duke University	2034722 Am 2	93.855	Allergy and Infectious Diseases Research	149,410	
Duke University	203-8461	93.855	Allergy and Infectious Diseases Research	52,990	
Duke University	SU19AI056363-10REV 203-2964	93.855	Allergy and Infectious Diseases Research	819	
Duke University	HHSN-275201000003I Task Order 25/Amend 1	93.C11	Contract-Department of Health and Human Services-National Institutes of Health	3,487	
Duke University	HHSN275201000003I Task Order 36	93.C11	Contract-Department of Health and Human Services-National Institutes of Health	33,127	
Emory University	T452671 Amend 2	93.837	Cardiovascular Diseases Research	125,256	
Emory University	T637078	93.837	Cardiovascular Diseases Research	73,192	
Emory University	T652617 AMD No. 11	93.853	Extramural Research Programs in the Neurosciences and Neurological Disorders	380,693	
Emory University	T652736	93.855	Allergy and Infectious Diseases Research	230,987	
Emory University	T698393	93.867	Vision Research	10,801	
Florida Atlantic University	RJ23 / DSR#11-434(2) / Acct#180283	93.361	Nursing Research	31,700	
Florida Atlantic University	RJ44	93.279	Drug Abuse and Addiction Research Programs	2,518	
Florida International University	800001054-02, Amend 6	93.989	International Research and Research Training	1,711	
Fluorescence Innovations, Inc	42248	93.279	Drug Abuse and Addiction Research Programs	451,070	
Fox Chase Cancer Center	FCCC15057-05/PO# SQ1305629/PO#201020042	93.393	Cancer Cause and Prevention Research	18,233	
Fred Hutchinson Cancer Research Center	0000813861 Project 207806	93.395	Cancer Treatment Research	(3,043)	
Fred Hutchinson Cancer Research Center	0000845094 AMD#1	93.395	Cancer Treatment Research	9,192	
Fred Hutchinson Cancer Research Center	866612	93.395	Cancer Treatment Research	25,065	
Fred Hutchinson Cancer Research Center	866616	93.395	Cancer Treatment Research	6,093	
Fred Hutchinson Cancer Research Center	0000901847 (prev #000086878/0000850252)	93.866	Aging Research	550,255	
Fred Hutchinson Cancer Research Center	754108-212018/212022-S4459/782575-212018	93.855	Allergy and Infectious Diseases Research	(24,375)	
Fred Hutchinson Cancer Research Center	subaward 0000864481 project 218443	93.395	Cancer Treatment Research	29,458	
Gynecologic Oncology Group	27469-013	93.395	Cancer Treatment Research	867	
Harvard Medical School	Subaward 152382.5087281.1108 Am 2	93.855	Allergy and Infectious Diseases Research	399,948	
Harvard University	111204-5095651	93.837	Cardiovascular Diseases Research	5,828	
Harvard University	116071-5089700 amd 2	93.393	Cancer Cause and Prevention Research	216,146	
Harvard University	116349-5077672/1R01AG048037	93.866	Aging Research	216,321	
Harvard University	130346-5097334	93.393	Cancer Cause and Prevention Research	25,800	
Harvard University	153035.5079288.0006 Amend 4	93.879	Medical Library Assistance	17,094	
Harvard University	PO 0000648065/ PO0000707742 Amend 4	93.847	Diabetes, Digestive, and Kidney Diseases Extramural Research	46,066	
Hauptman-Woodward Medical Research Inst	NIHNRP-Sub1 AMD#2	93.859	Biomedical Research and Research Training	72,235	

(Continued)

**UNIVERSITY OF MINNESOTA**

**SCHEDULE OF EXPENDITURES OF FEDERAL AWARDS  
FOR THE YEAR ENDED JUNE 30, 2017**

Cluster, Agency, Subagency, Direct/ Pass-through, Pass-through Entity	Award #	CFDA#	CFDA Program Title	Federal Expenditures	Passed through to Subrecipients
Headwaters Innovation, Inc	No Award Number	93.839	Blood Diseases and Resources Research	\$ 40,473	\$
Health Research, Inc	29-03 Am 3	93.395	Cancer Treatment Research	53,482	
HealthPartners Inst for Educ & Research	85285270-X1103700	93.121	Oral Diseases and Disorders Research	58,084	
HealthPartners Inst for Educ & Research	PO 85285270-X1109000 -- Mod 5	93.837	Cardiovascular Diseases Research	8,991	
HealthPartners Inst for Educ & Research	X1301200UMN amd 1	93.394	Cancer Detection and Diagnosis Research	2,648	
Hillhurst Biopharmaceuticals, Inc	1/R43HL131065	93.837	Cardiovascular Diseases Research	92,862	
ID Genomics Inc	IDG_UMN_02	93.837	Cardiovascular Diseases Research	75,789	
Imbio, LLC	Subaward # 21	93.393	Cancer Cause and Prevention Research	10,055	
Indiana University	IN4689907UMN / PO#1736020 AMD#1	93.853	Extramural Research Programs in the Neurosciences and Neurological Disorders	94,641	52,617
Indiana University	IN4689910UMN / PO 1778614 Amendment 1	93.865	Child Health and Human Development Extramural Research	37,124	
Indiana University	Subaward IN4689687UMN AM3 PO# 1706586	93.853	Extramural Research Programs in the Neurosciences and Neurological Disorders	6,968	
Innovative Design Labs Inc	IDL16-SleepRadar-13/SBIR Grant #1R43HL12	93.837	Cardiovascular Diseases Research	6,286	
Jaeb Center for Health Research	1U10EY020797-01A1 Site 112	93.867	Vision Research	(12,529)	
Jaeb Center for Health Research	AT518	93.867	Vision Research	(230)	
Jaeb Center for Health Research	EY11751 Addendum Change of PI	93.867	Vision Research	6,725	
Jaeb Center for Health Research	No Award Number	93.C11	Contract-Department of Health and Human Services-National Institutes of Health	13,820	
Jaeb Center for Health Research	No Award Number	93.C11	Contract-Department of Health and Human Services-National Institutes of Health	4,391	
Jaeb Center for Health Research	PEDIG/PCSOR-CO2	93.867	Vision Research	2,558	
Jaeb Center for Health Research	PON1 Protocol v2.0 4-11-16	93.867	Vision Research	666	
Jaeb Center for Health Research	SAS1	93.867	Vision Research	538	
Jaeb Center for Health Research	U10EY14231 Protocol V	93.867	Vision Research	1,473	
Jaeb Center for Health Research	U10EY14231 Protocol W	93.867	Vision Research	765	
Johns Hopkins University	2002825182 Mod 1	93.847	Diabetes, Digestive, and Kidney Diseases Extramural Research	57,131	
Johns Hopkins University	2002869214 amendment 1	93.847	Diabetes, Digestive, and Kidney Diseases Extramural Research	80,349	
Johns Hopkins University	2002986022 (SU01-CA164975-03) amd 6	93.393	Cancer Cause and Prevention Research	81,834	
Johns Hopkins University	2003043569 Amend 1	93.847	Diabetes, Digestive, and Kidney Diseases Extramural Research	183,472	
Johns Hopkins University	2003081760	93.866	Aging Research	178,320	
Johns Hopkins University	2003097681	93.847	Diabetes, Digestive, and Kidney Diseases Extramural Research	8,777	
Johns Hopkins University	2003150437	93.847	Diabetes, Digestive, and Kidney Diseases Extramural Research	10,991	
Johns Hopkins University	2003195411/ prev#2001110252 /R01EB12547	93.286	Discovery and Applied Research for Technological Innovations to Improve Human Health	13,292	
Johns Hopkins University	2003379587	93.866	Aging Research	14,859	
Johns Hopkins University	2003455787	93.866	Aging Research	1,424	
Johns Hopkins University	Subaward# 2002974827 Amendment 1	93.865	Child Health and Human Development Extramural Research	100,023	
Joslin Diabetes Center, Inc	1987203-2 Amendment 6	93.847	Diabetes, Digestive, and Kidney Diseases Extramural Research	191,428	
Joslin Diabetes Center, Inc	1987203-8, Amend 8	93.847	Diabetes, Digestive, and Kidney Diseases Extramural Research	271,390	
Joslin Diabetes Center, Inc	19-880-10	93.847	Diabetes, Digestive, and Kidney Diseases Extramural Research	8,363	
Joslin Diabetes Center, Inc	Subaward # 1987203-4 Amendment 9	93.847	Diabetes, Digestive, and Kidney Diseases Extramural Research	388,250	22,030
Kaiser Fdn Res Inst	2297-2539 amendment 1	93.837	Cardiovascular Diseases Research	35,867	
Kaiser Fdn Res Inst	RNG200279	93.847	Diabetes, Digestive, and Kidney Diseases Extramural Research	14,664	
Kaiser Fdn Res Inst	RNG200279-04 Amendment 1	93.847	Diabetes, Digestive, and Kidney Diseases Extramural Research	17,411	
Kaiser Permanente	RNG200103-AL-Lewis Amd 2	93.837	Cardiovascular Diseases Research	45,340	
Kansas State University	S15214.02	93.855	Allergy and Infectious Diseases Research	17,832	
Koronis Biomedical Technologies Corp	1R44HD088304-01	93.865	Child Health and Human Development Extramural Research	13,494	
Koronis Biomedical Technologies Corp	KBT14-NeurocogGame-11	93.242	Mental Health Research Grants	11,188	
Koronis Biomedical Technologies Corp	KBT16TMR-08/STTRGrant#2R42DC0127256-02A1	93.C11	Contract-Department of Health and Human Services-National Institutes of Health	53,709	
Koronis Biomedical Technologies Corp	KBT16-ToxinAssay-10	93.837	Cardiovascular Diseases Research	20,020	
KU Center for Research, Inc	FY2015-060-M3	93.859	Biomedical Research and Research Training	139,950	
La Jolla Inst for Allergy & Immunology	Subaward No 27005-98-391/ 27006-98-391	93.837	Cardiovascular Diseases Research	44,392	

(Continued)

**UNIVERSITY OF MINNESOTA**

**SCHEDULE OF EXPENDITURES OF FEDERAL AWARDS  
FOR THE YEAR ENDED JUNE 30, 2017**

Cluster, Agency, Subagency, Direct/ Pass-through, Pass-through Entity	Award #	CFDA#	CFDA Program Title	Federal Expenditures	Passed through to Subrecipients
Lehigh University	1R15GM117560-01	93.859	Biomedical Research and Research Training	\$ 162	\$
Leidos Biomedical Research, Inc	13XS134Q10	93.C11	Contract-Department of Health and Human Services-National Institutes of Health	2,133,580	1,826,601
Leidos Biomedical Research, Inc	13XS134Q8	93.C11	Contract-Department of Health and Human Services-National Institutes of Health	2,445,342	1,962,489
Leidos Biomedical Research, Inc	13XS134T03	93.C11	Contract-Department of Health and Human Services-National Institutes of Health	23,101	
Leidos Biomedical Research, Inc	13XS134T06	93.C11	Contract-Department of Health and Human Services-National Institutes of Health	(22,223)	
Leidos Biomedical Research, Inc	16X054Q1	93.C11	Contract-Department of Health and Human Services-National Institutes of Health	805,113	
Leidos Biomedical Research, Inc	16X054Q2	93.C11	Contract-Department of Health and Human Services-National Institutes of Health	951,875	
Leidos Biomedical Research, Inc	16X054Q3	93.C11	Contract-Department of Health and Human Services-National Institutes of Health	379,342	
Leidos Biomedical Research, Inc	16X054Q4	93.C11	Contract-Department of Health and Human Services-National Institutes of Health	55,342	
Leidos Biomedical Research, Inc	16X054Q5	93.C11	Contract-Department of Health and Human Services-National Institutes of Health	398,195	
Leidos Biomedical Research, Inc	16X054Q6	93.C11	Contract-Department of Health and Human Services-National Institutes of Health	65,761	
Leidos Biomedical Research, Inc	Task Order #: 13XS134Q1	93.C11	Contract-Department of Health and Human Services-National Institutes of Health	3,714,253	3,526,179
Life Services LLC	Subaward No. 1	93.242	Mental Health Research Grants	8,898	
Los Angeles Biomedical Research Inst	Subaward 20954/PO 16007570-UMN Am 4	93.853	Extramural Research Programs in the Neurosciences and Neurological Disorders	44,715	
Louisiana State University	0000002173 Amendment 001	93.855	Allergy and Infectious Diseases Research	62,165	
Loyola University of Chicago	206423	93.847	Diabetes, Digestive, and Kidney Diseases Extramural Research	26,545	
Loyola University of Chicago	LU # 206610	93.837	Cardiovascular Diseases Research	14,929	
Massachusetts General Hospital	Subaward No. 219591 Amend 5	93.853	Extramural Research Programs in the Neurosciences and Neurological Disorders	(10,633)	
Massachusetts Institute of Technology	5710004219 AMD#1	93.397	Cancer Centers Support Grants	112,997	
Mayo Clinic - Jacksonville	RUM-224063	93.853	Extramural Research Programs in the Neurosciences and Neurological Disorders	11,151	
Mayo Clinic Rochester	2REG-201232-01 amd 3	93.865	Child Health and Human Development Extramural Research	137,822	
Mayo Clinic Rochester	5R01CA164241-05 / PO #64218656	93.396	Cancer Biology Research	3,109	
Mayo Clinic Rochester	64107267/5R01CA168575-02	93.394	Cancer Detection and Diagnosis Research	9,978	
Mayo Clinic Rochester	64881331 AMD 4	93.393	Cancer Cause and Prevention Research	26,538	
Mayo Clinic Rochester	65237571/ REG-180446-04/ R01GM103841-05	93.859	Biomedical Research and Research Training	22,263	
Mayo Clinic Rochester	PO 64772460/Subaward REG-216076	93.286	Discovery and Applied Research for Technological Innovations to Improve Human Health	40,182	
Mayo Clinic Rochester	PO#: 64715172	93.351	Research Infrastructure Programs	90,927	
Mayo Clinic Rochester	PO#64643220 AMD#5	93.859	Biomedical Research and Research Training	117,999	
Mayo Clinic Rochester	REG-184662/PO 65017163	93.853	Extramural Research Programs in the Neurosciences and Neurological Disorders	27,422	
Mayo Clinic Rochester	REG-189273; PO 64488679	93.847	Diabetes, Digestive, and Kidney Diseases Extramural Research	(19,034)	
Mayo Clinic Rochester	REG-194321/PO64952333 Am 1	93.395	Cancer Treatment Research	10,123	
Mayo Clinic Rochester	REG-204391 - PO#64239238	93.879	Medical Library Assistance	(495)	
Mayo Clinic Rochester	REG-205268-01	93.837	Cardiovascular Diseases Research	54,717	
Mayo Clinic Rochester	REG-212376	93.361	Nursing Research	2,626	
Mayo Clinic Rochester	REG-213109 (Sub), 1R21HL132256-01(Prime)	93.838	Lung Diseases Research	100,236	
Mayo Clinic Rochester	REG-213137-01/ PO#64652809/65227491	93.866	Aging Research	11,434	
Mayo Clinic Rochester	REG-213364-01 A1 / PO 65163508	93.837	Cardiovascular Diseases Research	119,310	
Mayo Clinic Rochester	REG-214838 / PO 64728481	93.853	Extramural Research Programs in the Neurosciences and Neurological Disorders	329,437	
Mayo Clinic Rochester	REG-215432, PO 64792903 Amend 1	93.837	Cardiovascular Diseases Research	18,000	
Mayo Clinic Rochester	REG-216768 PO64818512 Amend #1	93.398	Cancer Research Manpower	128,562	
Mayo Clinic Rochester	REG-221862 PO# 65058111	93.855	Allergy and Infectious Diseases Research	93,905	
Mayo Clinic Rochester	Subaward REG-177796-03 / PO 64628189	93.395	Cancer Treatment Research	55,385	
Mayo Clinic Rochester	Subaward REG-178359, PO# 64928474	93.393	Cancer Cause and Prevention Research	45,673	
Mayo Clinic Rochester	UMN-202340-01 / PO 64584547	93.853	Extramural Research Programs in the Neurosciences and Neurological Disorders	170,717	
Mayo Clinic Rochester	UMN-205268 / PO#65035394	93.837	Cardiovascular Diseases Research	130,346	
Mayo Clinic Rochester	UOM-180154-05/UOM-180154-06 R01CA154517	93.393	Cancer Cause and Prevention Research	77,700	
Mayo Clinic Rochester	UOM-208331 (PO 65116786)	93.397	Cancer Centers Support Grants	62,978	
Medical College of Wisconsin	5R01EY024969-03	93.867	Vision Research	36,388	

(Continued)

**UNIVERSITY OF MINNESOTA**

**SCHEDULE OF EXPENDITURES OF FEDERAL AWARDS  
FOR THE YEAR ENDED JUNE 30, 2017**

Cluster, Agency, Subagency, Direct/ Pass-through, Pass-through Entity	Award #	CFDA#	CFDA Program Title	Federal Expenditures	Passed through to Subrecipients
Medical University of South Carolina	MUSC14-055 amd 4	93.867	Vision Research	\$ 15,169	\$
Memorial Sloan-Kettering Cancer Center	BD518885A	93.393	Cancer Cause and Prevention Research	95,670	
Mercer University	420665	93.395	Cancer Treatment Research	11,107	
Michigan Public Health Institute	K-30209-116-504200	93.865	Child Health and Human Development Extramural Research	(490)	
Michigan State University	RC100161 Amd. 8	93.393	Cancer Cause and Prevention Research	5,141	
Microfluidic Innovations, LLC	UMN-1 NCE	93.394	Cancer Detection and Diagnosis Research	7,101	
Minneapolis Medical Research Foundation	00042-01/5R01AG037551-05 Mod 1	93.866	Aging Research	1,222	
Minneapolis Medical Research Foundation	07292-1	93.866	Aging Research	189,903	
Minneapolis Medical Research Foundation	07327-1 amendment 3	93.839	Blood Diseases and Resources Research	122,447	
Minneapolis Medical Research Foundation	07362-01	93.855	Allergy and Infectious Diseases Research	11,853	
Minneapolis Medical Research Foundation	07373-1 AMD3	93.279	Drug Abuse and Addiction Research Programs	15,074	
Minneapolis Medical Research Foundation	07373-2 amd 3	93.279	Drug Abuse and Addiction Research Programs	6,022	
Minneapolis Medical Research Foundation	07417 / 5UG1DA040316-02	93.279	Drug Abuse and Addiction Research Programs	77,020	
Minneapolis Medical Research Foundation	07428-1	93.279	Drug Abuse and Addiction Research Programs	95,250	
Minneapolis Medical Research Foundation	14027-1	93.853	Extramural Research Programs in the Neurosciences and Neurological Disorders	374	
Minneapolis Medical Research Foundation	15008-1	93.077	Family Smoking Prevention and Tobacco Control Act Regulatory Research	12,541	
Minneapolis Medical Research Foundation	MMRF/5R01AG037551-05	93.866	Aging Research	6,377	
Minneapolis Medical Research Foundation	STREAM Study - R01 AR64066	93.846	Arthritis, Musculoskeletal and Skin Diseases Research	(65)	
Moai Technologies, LLC	1R43AG049548-01A1	93.866	Aging Research	1,714	
Moai Technologies, LLC	1R44AG055176-01	93.866	Aging Research	3,146	
Moai Technologies, LLC	9R44AG0539232-02	93.866	Aging Research	70,269	
Mount Sinai School of Medicine	0255-8271-4609 amd 2	93.113	Environmental Health	98,630	
Mount Sinai School of Medicine	0255-9038-4609 Amend 4/0255-9035-4609	93.837	Cardiovascular Diseases Research	33,601	
Nanocomposix, Inc	7077-01	93.351	Research Infrastructure Programs	11,234	
National Jewish Health	20072207/2R01HL089897	93.838	Lung Diseases Research	3,600	
National Marrow Donor Program	Protocol Rider #0901	93.839	Blood Diseases and Resources Research	28	
Nationwide Children's Hospital	Sub No. 952616 / PO #WX00265988 Amend #3	93.847	Diabetes, Digestive, and Kidney Diseases Extramural Research	22,536	
Net eSolutions	NETE-Minn-OEP-2015	93.C11	Contract-Department of Health and Human Services-National Institutes of Health	24,571	
Neuro Devices, Inc.	5R41NS071979-04	93.853	Extramural Research Programs in the Neurosciences and Neurological Disorders	302,964	
Neuro Devices, Inc.	5R42TR000462-03 Mod 2	93.853	Extramural Research Programs in the Neurosciences and Neurological Disorders	91,055	
Neuro Devices, Inc.	No Award Number	93.853	Extramural Research Programs in the Neurosciences and Neurological Disorders	10,171	
New England Research Institutes	No Award Number	93.837	Cardiovascular Diseases Research	45,000	
New England Research Institutes	Residual Lesion Score NCE	93.837	Cardiovascular Diseases Research	354	
New York University	106867/PO# M170016035	93.310	Trans-NIH Research Support	8,266	
New York University	15-A1-00-002912-01	93.310	Trans-NIH Research Support	15,560	
New York University	PO# M160023165/10-01924/ 5R01AI098302-04	93.855	Allergy and Infectious Diseases Research	167,575	
New York University	S#10-01073/Site001409	93.837	Cardiovascular Diseases Research	(16,880)	
Northwestern University	60036903MN	93.847	Diabetes, Digestive, and Kidney Diseases Extramural Research	249	
Northwestern University	60037126 UMN, Amend A02	93.838	Lung Diseases Research	58,917	
Northwestern University	60043012 UMIN A03	93.865	Child Health and Human Development Extramural Research	116,083	
Northwestern University	60045250 UMN	93.310	Trans-NIH Research Support	5,706	
Northwestern University	Subaward 60036745 UMN Amendment A04	93.853	Extramural Research Programs in the Neurosciences and Neurological Disorders	15,103	
Pacific Health Research Institute	21603-03 AM 1	93.866	Aging Research	53,504	
Park Nicollet Institute	85285270-841998-TBS	93.866	Aging Research	77,359	
Penn State Milton S Hershey Medical Ctr	UMNDK082183 Amend 4	93.847	Diabetes, Digestive, and Kidney Diseases Extramural Research	79,995	
Pennsylvania State University	5126-UM-DHHS-7934	93.866	Aging Research	65,000	
Pennsylvania State University	UMNCA172169 Amd 2	93.393	Cancer Cause and Prevention Research	143,681	
Pennsylvania State University	UMNHL127699 Amendment 1	93.837	Cardiovascular Diseases Research	51,273	
Posit Science Corporation	R44MH091793	93.242	Mental Health Research Grants	96,432	

(Continued)

**UNIVERSITY OF MINNESOTA**

**SCHEDULE OF EXPENDITURES OF FEDERAL AWARDS  
FOR THE YEAR ENDED JUNE 30, 2017**

Cluster, Agency, Subagency, Direct/ Pass-through, Pass-through Entity	Award #	CFDA#	CFDA Program Title	Federal Expenditures	Passed through to Subrecipients
Purdue University	4102-55747	93.859	Biomedical Research and Research Training	\$ 44,293	\$
Recombinetics, Inc	No Award Number	93.839	Blood Diseases and Resources Research	36,369	
Research Foundation for Mental Hygiene	26182	93.242	Mental Health Research Grants	26,322	
Research Triangle Institute	1-340-0214545-52106L	93.865	Child Health and Human Development Extramural Research	20,662	
Resqsystems, Inc	R43HL123194	93.837	Cardiovascular Diseases Research	54,738	
Rush University Medical Center	15120306-Sub01	93.847	Diabetes, Digestive, and Kidney Diseases Extramural Research	4,222	
Rush University Medical Center	1R21HL121861-02	93.837	Cardiovascular Diseases Research	1,977	
Rush University Medical Center	5R01HL117804-02 amendment 3	93.837	Cardiovascular Diseases Research	14,973	
Rutgers, The State University of New Jersey	8133 PO740704 / Amendment 2	93.855	Allergy and Infectious Diseases Research	17,900	
Rutgers, The State University of New Jersey	Subaward#5560-Acct#437344-POS2163715	93.847	Diabetes, Digestive, and Kidney Diseases Extramural Research	49,323	
San Diego State University Foundation	53311N P1650 7803 211 Amendment 6	93.273	Alcohol Research Programs	129,842	
Sanford Health	SR-2012-05 Am 06	93.307	Minority Health and Health Disparities Research	12,609	
Sanford Health	SR-2016-12 am 01 /5U54MD008164-04	93.307	Minority Health and Health Disparities Research	68,361	30,612
SCIRE Veterans Biomedical Research Fdn	SV1378-UOM-01	93.847	Diabetes, Digestive, and Kidney Diseases Extramural Research	84,834	
Seattle Children's Hospital	11547SUB Mod 1	93.839	Blood Diseases and Resources Research	5,286	
Seattle Children's Hospital	Subaward No. 11271SUB Mod 3	93.837	Cardiovascular Diseases Research	96,468	
Social & Scientific Systems, Inc	PHR-SSS-S-15-004535/HHSN2732015000041	93.C11	Contract-Department of Health and Human Services-National Institutes of Health	1,519	
St Jude Children's Research Hospital	111287220-7698703	93.395	Cancer Treatment Research	3,797	
St Jude Children's Research Hospital	111287230-7743782	93.395	Cancer Treatment Research	8,523	
St Jude Children's Research Hospital	111725020-7630343 amd # 5	93.393	Cancer Cause and Prevention Research	11,689	
St Jude Children's Research Hospital	111978041-7753896	93.C11	Contract-Department of Health and Human Services-National Institutes of Health	369,096	
Stanford University	60373178-110835-G Am 4	93.393	Cancer Cause and Prevention Research	15,933	
Stewart Exposure Assessments, LLC	No Award Number	93.C11	Contract-Department of Health and Human Services-National Institutes of Health	24,877	
Stewart Exposure Assessments, LLC	Susan Arnold (N01-ES-55553)	93.C11	Contract-Department of Health and Human Services-National Institutes of Health	73,003	
Targazyme, Inc	Targazyme - SBIR	93.395	Cancer Treatment Research	15,571	
TDA Research, Inc	6882.RB.UMN.14.01	93.121	Oral Diseases and Disorders Research	18,012	
Temple University	259909-UMN	93.361	Nursing Research	168,601	
The Children's Hospital of Philadelphia	3208860613 Amd 6; PO#960900-RSUB	93.867	Vision Research	1,812	
The Children's Hospital of Philadelphia	3209850817/3209850815, Amend 4	93.867	Vision Research	4,964	
The Children's Hospital of Philadelphia	CMWA: FP00013744_SUB374_01/CCOP Per Case	93.395	Cancer Treatment Research	3,264	
The Children's Hospital of Philadelphia	FP00013560_SUB04_04 - Amendment 4	93.395	Cancer Treatment Research	120,637	
The Children's Hospital of Philadelphia	FP00013560_SUB63_01	93.395	Cancer Treatment Research	13,170	
The Children's Hospital of Philadelphia	FP00013560-SUB17-01	93.395	Cancer Treatment Research	22,955	
The Children's Hospital of Philadelphia	FP00015221_SUB233_01	93.395	Cancer Treatment Research	48,149	
The Children's Hospital of Philadelphia	FP00015221_SUB353_02/PO#:962114-RSUB	93.395	Cancer Treatment Research	59,395	
The Children's Hospital of Philadelphia	FP00015221_SUB51_01	93.395	Cancer Treatment Research	43,907	
The Children's Hospital of Philadelphia	FP00015898-SUB200-01	93.C11	Contract-Department of Health and Human Services-National Institutes of Health	3,366	
The Children's Hospital of Philadelphia	FP00017458_SUB34_01	93.395	Cancer Treatment Research	18,198	
The Children's Hospital of Philadelphia	FP00021164_SUB94_01	93.395	Cancer Treatment Research	765	
The Children's Hospital of Philadelphia	NCTN Grant/U10CA180886	93.395	Cancer Treatment Research	15,000	
The Children's Hospital of Philadelphia	NCTN Grant/U10CA180886	93.395	Cancer Treatment Research	15,061	
The Children's Hospital of Philadelphia	NCTN Grant/U10CA180886	93.395	Cancer Treatment Research	15,000	
The Children's Hospital of Philadelphia	NCTN/U10CA180886	93.395	Cancer Treatment Research	7,500	
The Children's Hospital of Philadelphia	NCTN/U10CA180886	93.395	Cancer Treatment Research	7,500	
The Children's Hospital of Philadelphia	Phase 1 PCR WO: FP00013560_SUB27_01	93.395	Cancer Treatment Research	9,979	
The Children's Hospital of Philadelphia	PO #: 962153 - RSUB	93.395	Cancer Treatment Research	24,179	
The Children's Hospital of Philadelphia	PO 961991-RSUB FP00018993_AI_SUB01_02	93.855	Allergy and Infectious Diseases Research	64,257	
The Children's Hospital of Philadelphia	PO 962119-RSUB / FP00015221_SUB350_02	93.395	Cancer Treatment Research	22,175	
The Children's Hospital of Philadelphia	PO 962183-RSUB / FP00015221_SUB333_02	93.395	Cancer Treatment Research	11,823	

(Continued)

**UNIVERSITY OF MINNESOTA**

**SCHEDULE OF EXPENDITURES OF FEDERAL AWARDS  
FOR THE YEAR ENDED JUNE 30, 2017**

Cluster, Agency, Subagency, Direct/ Pass-through, Pass-through Entity	Award #	CFDA#	CFDA Program Title	Federal Expenditures	Passed through to Subrecipients
The Emmes Corporation	1765699	93.C11	Contract-Department of Health and Human Services-National Institutes of Health	\$ 91,697	\$
The Emmes Corporation	1765699v.2	93.C11	Contract-Department of Health and Human Services-National Institutes of Health	82,569	
The Emmes Corporation	1UC4DK098086-01	93.847	Diabetes, Digestive, and Kidney Diseases Extramural Research	13,701	
The Emmes Corporation	Collaborative Islet Transplant Registry	93.847	Diabetes, Digestive, and Kidney Diseases Extramural Research	2,930	
The Emmes Corporation	Collaborative Islet Transplant Registry	93.847	Diabetes, Digestive, and Kidney Diseases Extramural Research	(65,153)	
The George Washington University	15-M16 Am 2	93.855	Allergy and Infectious Diseases Research	45,987	
The George Washington University	16-B03	93.847	Diabetes, Digestive, and Kidney Diseases Extramural Research	272,983	
The George Washington University	16-M90 / 1 UM1 AI126617-01	93.855	Allergy and Infectious Diseases Research	186,581	
The George Washington University	Clinical Center #28/R01DK104845	93.847	Diabetes, Digestive, and Kidney Diseases Extramural Research	4,104	
The George Washington University	S-EDS1516-AT49 Amend #2	93.847	Diabetes, Digestive, and Kidney Diseases Extramural Research	25,952	
The George Washington University	S-GRD1617-AT28 AM 1	93.847	Diabetes, Digestive, and Kidney Diseases Extramural Research	587,907	
The George Washington University	S-GRD1617-AT42/4U01DK098246-05	93.847	Diabetes, Digestive, and Kidney Diseases Extramural Research	1,736,230	
The George Washington University	S-MFM1516-JB01 Amendment 1	93.865	Child Health and Human Development Extramural Research	27,686	
The Ohio State University	60045865 Am2	93.393	Cancer Cause and Prevention Research	26,849	
The Ohio State University	60047320 Am 1	93.393	Cancer Cause and Prevention Research	26,364	
The State University of New York Buffalo	R780456 amd3	93.866	Aging Research	(9,915)	
The University of Alabama	000412838-073	93.121	Oral Diseases and Disorders Research	296,659	
The University of Alabama	000430850-004 A06	93.310	Trans-NIH Research Support	66,098	
The University of Alabama at Birmingham	000402758-001 Amend 10	93.397	Cancer Centers Support Grants	137,117	134,744
The University of Alabama at Birmingham	000412838-075	93.121	Oral Diseases and Disorders Research	185,347	
The University of Alabama at Birmingham	000500517-001 Amend 3	93.847	Diabetes, Digestive, and Kidney Diseases Extramural Research	190	
The University of Alabama at Birmingham	000501394-001, Amend 3	93.C11	Contract-Department of Health and Human Services-National Institutes of Health	38,232	
The University of Alabama at Birmingham	000504515-SP001-SC001 A10	93.307	Minority Health and Health Disparities Research	1,149,542	45,589
The University of Alabama at Birmingham	000505098-002/7U24MD006970-06 Amend 6	93.307	Minority Health and Health Disparities Research	14,327	
The University of Alabama at Birmingham	000507361-012 A01	93.838	Lung Diseases Research	31,140	
The University of Alabama at Birmingham	000511740-001	93.837	Cardiovascular Diseases Research	88,923	
The University of Alabama at Birmingham	HHSN272201100036C/000406279-004 Amend 2	93.855	Allergy and Infectious Diseases Research	28,715	
The University of Alabama at Birmingham	UAB#00508050-010 A02	93.393	Cancer Cause and Prevention Research	3,300	
The University of Arizona	342868 Amd 1	93.855	Allergy and Infectious Diseases Research	344,484	
The University of Arizona	HHSN2612012000311/HHSN26100008/N0332191	93.C11	Contract-Department of Health and Human Services-National Institutes of Health	45,405	
The University of Arizona	Y600266 Amd #4 2P01-CA027502-28A2	93.393	Cancer Cause and Prevention Research	62,707	
The University of Iowa	1001422035 g/p 21199200 Amend 12	93.847	Diabetes, Digestive, and Kidney Diseases Extramural Research	1,934	
The University of Iowa	Req ID W000678164/PO 1001422088 Amend 8	93.847	Diabetes, Digestive, and Kidney Diseases Extramural Research	88,897	
The University of Iowa	Subaward W000732409/PO 1001504352	93.839	Blood Diseases and Resources Research	3,616	
The University of Iowa	Subaward W000732419/W000853181 Amend 5	93.839	Blood Diseases and Resources Research	296,265	
The University of Iowa	W000783975/PO#1001571251 Amend 01	93.859	Biomedical Research and Research Training	19,976	
The University of Iowa	W000834890	93.847	Diabetes, Digestive, and Kidney Diseases Extramural Research	13,520	
The University of Iowa	W000876932 / PO 1001693361	93.847	Diabetes, Digestive, and Kidney Diseases Extramural Research	39,527	
The University of Kansas	FY2016-063 AMD#1	93.C11	Contract-Department of Health and Human Services-National Institutes of Health	2,347,050	71,176
The University of Kentucky Research Fdn	3048112557-16-017	93.396	Cancer Biology Research	(1,235)	
The University of New Mexico	3RY83	93.286	Discovery and Applied Research for Technological Innovations to Improve Human Health	53,775	
The University of North Carolina at Chapel Hill	48573	93.855	Allergy and Infectious Diseases Research	11,056	
The University of North Carolina at Chapel Hill	5033532	93.393	Cancer Cause and Prevention Research	21,213	1,433
The University of North Carolina at Chapel Hill	5033724 (previously 5-33724) AMD#3	93.172	Human Genome Research	(971)	
The University of North Carolina at Chapel Hill	5034593	93.837	Cardiovascular Diseases Research	4,167	
The University of North Carolina at Chapel Hill	5050152 (formerly 5-50152)	93.866	Aging Research	76,184	
The University of North Carolina at Chapel Hill	5050191 (formerly 5-50191)	93.846	Arthritis, Musculoskeletal and Skin Diseases Research	2,997	
The University of North Carolina at Chapel Hill	5101372 Am 2	93.855	Allergy and Infectious Diseases Research	364,005	

(Continued)

**UNIVERSITY OF MINNESOTA**

**SCHEDULE OF EXPENDITURES OF FEDERAL AWARDS  
FOR THE YEAR ENDED JUNE 30, 2017**

Cluster, Agency, Subagency, Direct/ Pass-through, Pass-through Entity	Award #	CFDA#	CFDA Program Title	Federal Expenditures	Passed through to Subrecipients
The University of North Carolina at Chapel Hill	5102716	93.077	Family Smoking Prevention and Tobacco Control Act Regulatory Research	\$ 3,328	\$
The University of North Carolina at Chapel Hill	5103484 Amend 2	93.C11	Contract-Department of Health and Human Services-National Institutes of Health	837,134	
The University of North Carolina at Chapel Hill	5103811	93.396	Cancer Biology Research	5,517	
The University of North Carolina at Chapel Hill	5104462	93.172	Human Genome Research	38,154	
The University of North Carolina at Chapel Hill	5104694	93.242	Mental Health Research Grants	15,890	
The University of North Carolina at Chapel Hill	5105612	93.865	Child Health and Human Development Extramural Research	109,400	
The University of North Carolina at Chapel Hill	5105619	93.242	Mental Health Research Grants	326,611	
The University of North Carolina at Chapel Hill	5106147	93.866	Aging Research	46,475	
The University of North Carolina at Chapel Hill	5106333	93.C11	Contract-Department of Health and Human Services-National Institutes of Health	62,872	
The University of North Carolina at Chapel Hill	5106334	93.C11	Contract-Department of Health and Human Services-National Institutes of Health	12,363	
The University of North Carolina at Chapel Hill	5106340	93.C11	Contract-Department of Health and Human Services-National Institutes of Health	58,283	
The University of North Carolina at Chapel Hill	5-31276 Amd. 10	93.837	Cardiovascular Diseases Research	21,278	
The University of North Carolina at Chapel Hill	5-50148 amd 2	93.866	Aging Research	32,186	
The University of North Carolina at Chapel Hill	Subaward no. 5031529 Amendment 4	93.855	Allergy and Infectious Diseases Research	65,481	
The University of Utah	Subaward 10024523-01 Amendment 4	93.393	Cancer Cause and Prevention Research	27,500	
The University of Vermont	29072SUB51721 Am 2	93.837	Cardiovascular Diseases Research	22,311	
The University of Vermont	31678SUB51767	93.077	Family Smoking Prevention and Tobacco Control Act Regulatory Research	50,980	
Tissue Testing Technologies, LLC	No Award Number	93.837	Cardiovascular Diseases Research	24,331	
Treatment Research Institute	UM027841.5 Amendment 10	93.279	Drug Abuse and Addiction Research Programs	81,366	
Tufts Medical Center	5007383-SERV, Amend 8	93.847	Diabetes, Digestive, and Kidney Diseases Extramural Research	47,834	
Tufts Medical Center	5007630-SERV, Amend 5	93.847	Diabetes, Digestive, and Kidney Diseases Extramural Research	3,624	
Tufts University	HH4013/R01DK098606	93.847	Diabetes, Digestive, and Kidney Diseases Extramural Research	3	
University of Alaska Fairbanks	UAF 14-0075/PO FP42146 mod 4	93.307	Minority Health and Health Disparities Research	12,144	
University of Alaska Fairbanks	UAF 16-0053 P0499044 Mod 1	93.273	Alcohol Research Programs	67,453	
University of California, Berkeley	8979	93.859	Biomedical Research and Research Training	45,090	
University of California, Davis	201122073-01 Amendment 5	93.865	Child Health and Human Development Extramural Research	53,043	
University of California, Davis	201224310-02	93.855	Allergy and Infectious Diseases Research	51,665	
University of California, Davis	201224693-06	93.865	Child Health and Human Development Extramural Research	57,985	
University of California, Davis	201400041-01 Amend 3	93.837	Cardiovascular Diseases Research	170,862	
University of California, Irvine	2015-3202 amd 1	93.837	Cardiovascular Diseases Research	31,237	
University of California, Los Angeles	1713 G SC291	93.395	Cancer Treatment Research	47,025	
University of California, San Diego	76275816 (S9001409) Amd#1	93.113	Environmental Health	34,599	
University of California, San Diego	Subaward No 50394948 Amendment 2	93.273	Alcohol Research Programs	10,000	
University of California, San Francisco	6755sc / U19AI096109 Amd. 8	93.855	Allergy and Infectious Diseases Research	7,712	
University of California, San Francisco	7597sc AMD#4	93.393	Cancer Cause and Prevention Research	114,916	
University of California, San Francisco	8561sc Am3	93.847	Diabetes, Digestive, and Kidney Diseases Extramural Research	105,869	
University of California, San Francisco	9300SC Am 1	93.855	Allergy and Infectious Diseases Research	10,227	
University of California, San Francisco	9441sc	93.853	Extramural Research Programs in the Neurosciences and Neurological Disorders	8,423	
University of California, San Francisco	9543sc Amend 1	93.846	Arthritis, Musculoskeletal and Skin Diseases Research	19,943	
University of California, San Francisco	9616sc	93.242	Mental Health Research Grants	58,287	
University of California, San Francisco	9973sc	93.242	Mental Health Research Grants	6,180	
University of California, San Francisco	Subaward 8462sc/5U54AI082973-08 Amend 2	93.855	Allergy and Infectious Diseases Research	20,800	
University of California, San Francisco	Subcontract # 6347sc Amend 6	93.838	Lung Diseases Research	32,983	
University of California, Santa Barbara	KK1746	93.838	Lung Diseases Research	2,335	
University of Chicago	FP056317-C AMD#3	93.837	Cardiovascular Diseases Research	299,049	
University of Cincinnati	007038-009 / PO#L15-4500082738	93.142	NIEHS Hazardous Waste Worker Health and Safety Training	(1)	
University of Cincinnati	009844-002	93.142	NIEHS Hazardous Waste Worker Health and Safety Training	36,069	
University of Cincinnati	009844-005	93.142	NIEHS Hazardous Waste Worker Health and Safety Training	229,496	
University of Cincinnati	010085-116764 Amendment #1	93.853	Extramural Research Programs in the Neurosciences and Neurological Disorders	15,435	

(Continued)

**UNIVERSITY OF MINNESOTA**

**SCHEDULE OF EXPENDITURES OF FEDERAL AWARDS  
FOR THE YEAR ENDED JUNE 30, 2017**

Cluster, Agency, Subagency, Direct/ Pass-through, Pass-through Entity	Award #	CFDA#	CFDA Program Title	Federal Expenditures	Passed through to Subrecipients
University of Cincinnati	010626-002	93.142	NIEHS Hazardous Waste Worker Health and Safety Training	\$ 8,500	\$
University of Colorado	Subaward No. FY15.489.001 AMD3	93.846	Arthritis, Musculoskeletal and Skin Diseases Research	36,833	
University of Colorado Denver	FY17.001.017/FY17.001.024_AMD1 MN	93.847	Diabetes, Digestive, and Kidney Diseases Extramural Research	14,873	
University of Connecticut	UCHC6-51155513-A3	93.865	Child Health and Human Development Extramural Research	36,372	
University of Florida	00127466 UF DSP00011309	93.853	Extramural Research Programs in the Neurosciences and Neurological Disorders	157,106	
University of Florida	UF DSP00010856 Amendment 1	93.853	Extramural Research Programs in the Neurosciences and Neurological Disorders	138,677	
University of Florida	UF DSP00011573, Amd No.1	93.393	Cancer Cause and Prevention Research	25,405	
University of Illinois at Chicago	16376	93.394	Cancer Detection and Diagnosis Research	12,391	
University of Illinois at Chicago	2010-06621 / HHSN-276-2011-00005C prime	93.879	Medical Library Assistance	635	
University of Illinois Chicago	16031 E0019212	93.113	Environmental Health	20,004	
University of Kansas Medical Center	QB864382 PO#1000841585 AMD#3	93.865	Child Health and Human Development Extramural Research	68,575	
University of Kansas Medical Center	QT864910 AMD#2	93.865	Child Health and Human Development Extramural Research	68,777	
University of Kansas Medical Center	ZAB00020, 1R01CA207445-01A1	93.396	Cancer Biology Research	2,769	
University of Louisville	ULRF 15-1178-01	93.393	Cancer Cause and Prevention Research	22,243	
University of Louisville	ULRF 15-1180-02 Amd 3	93.396	Cancer Biology Research	19,481	
University of Louisville	ULRF 15-1180-03 Amd 3	93.396	Cancer Biology Research	23,888	
University of Maryland	4311-Z195701 - Mod: K	93.101	Unid CFDA-Department of Health and Human Services-NIH	395,906	
University of Maryland	Z033301 Amd. F	93.173	Research Related to Deafness and Communication Disorders	40,093	
University of Massachusetts	14 008049 A04	93.859	Biomedical Research and Research Training	26,128	
University of Massachusetts	WA00420101/RFS2015152 AM3	93.859	Biomedical Research and Research Training	68,568	
University of Memphis	5-40118 / PO 119119 Amendment 4	93.279	Drug Abuse and Addiction Research Programs	92,369	
University of Miami	669331	93.279	Drug Abuse and Addiction Research Programs	3,520	
University of Miami	66949L/1R01GM104975-05	93.859	Biomedical Research and Research Training	260,227	
University of Miami	669586	93.279	Drug Abuse and Addiction Research Programs	76,564	
University of Michigan	3002751553, Amend 4	93.310	Trans-NIH Research Support	305	
University of Michigan	3002871551	93.279	Drug Abuse and Addiction Research Programs	1,895	
University of Michigan	3002948034 Amend 3	93.853	Extramural Research Programs in the Neurosciences and Neurological Disorders	3,724	
University of Michigan	3003113674/R01HL094311 Amend 2	93.839	Blood Diseases and Resources Research	22,131	
University of Michigan	3003647173 Am 4	93.286	Discovery and Applied Research for Technological Innovations to Improve Human Health	62,006	
University of Michigan	3003672844 Am 1	93.866	Aging Research	3,410	
University of Michigan	3003765133/3003672205 Amendment 4	93.866	Aging Research	4,085,165	
University of Michigan	3003917272	93.310	Trans-NIH Research Support	152,221	
University of Michigan	3004082400	93.853	Extramural Research Programs in the Neurosciences and Neurological Disorders	11,678	
University of Michigan	3004135048/FAIN P50GM103297	93.859	Biomedical Research and Research Training	158,370	
University of Michigan	3004206309	93.394	Cancer Detection and Diagnosis Research	43,890	
University of Michigan	NIMASTER-5000002947 Amendment 62	93.853	Extramural Research Programs in the Neurosciences and Neurological Disorders	148,251	45,621
University of Michigan	SUBK00004108-ESETT	93.853	Extramural Research Programs in the Neurosciences and Neurological Disorders	38,421	14,400
University of Mississippi Medical Center	66102700414-04UMN	93.C11	Contract-Department of Health and Human Services-National Institutes of Health	10,405	
University of Missouri	C00049347-1	93.855	Allergy and Infectious Diseases Research	146,974	
University of Missouri	C00052916-1	93.855	Allergy and Infectious Diseases Research	242,215	
University of Missouri	C00054503-1 am1	93.121	Oral Diseases and Disorders Research	43,888	
University of Missouri	C00056016-1 AMD#4	93.855	Allergy and Infectious Diseases Research	227,611	
University of Nebraska Medical Center	34-2001-2002-001 Am 1	93.855	Allergy and Infectious Diseases Research	61,284	
University of Nebraska-Lincoln	24-0524-0055-002	93.279	Drug Abuse and Addiction Research Programs	22,266	
University of Nebraska-Lincoln	34-5321-2003-908/Prime 2U54HD061939-07	93.865	Child Health and Human Development Extramural Research	4,576	
University of Oklahoma Health Sciences Center	RS20152564-01	93.393	Cancer Cause and Prevention Research	20,284	
University of Pennsylvania	557804 amd 5	93.866	Aging Research	32,196	
University of Pennsylvania	563249 Previously 556786/561286	93.866	Aging Research	13,469	

(Continued)



**UNIVERSITY OF MINNESOTA**

**SCHEDULE OF EXPENDITURES OF FEDERAL AWARDS  
FOR THE YEAR ENDED JUNE 30, 2017**

Cluster, Agency, Subagency, Direct/ Pass-through, Pass-through Entity	Award #	CFDA#	CFDA Program Title	Federal Expenditures	Passed through to Subrecipients
University of Pennsylvania	569637	93.847	Diabetes, Digestive, and Kidney Diseases Extramural Research	\$ 58,953	\$
University of Pennsylvania	569701 PO: 3714109	93.866	Aging Research	270,720	
University of Pennsylvania	571099	93.307	Minority Health and Health Disparities Research	2,476	
University of Pennsylvania	No. 566147 Amendment 2	93.393	Cancer Cause and Prevention Research	85,517	
University of Pittsburgh	00052180 (128591-2)	93.846	Arthritis, Musculoskeletal and Skin Diseases Research	7,377	
University of Pittsburgh	0022408 (126388-1)	93.397	Cancer Centers Support Grants	4,129	
University of Pittsburgh	0041597(125465-5)	93.837	Cardiovascular Diseases Research	32,793	
University of Pittsburgh	0047227 (127494-4)	93.847	Diabetes, Digestive, and Kidney Diseases Extramural Research	86,630	
University of Pittsburgh	0048178 (127000-1)	93.859	Biomedical Research and Research Training	1,769	
University of Pittsburgh	0050925 (127001-1) Amend 1	93.846	Arthritis, Musculoskeletal and Skin Diseases Research	13,919	
University of Pittsburgh	0052280 (128823-1)	93.242	Mental Health Research Grants	10,552	
University of Pittsburgh	0054576 (128636-2)	93.855	Allergy and Infectious Diseases Research	14,886	
University of Pittsburgh	0055353 (128885-10)	93.350	National Center for Advancing Translational Sciences	38,000	
University of Pittsburgh	2U54DA031659-06	93.077	Family Smoking Prevention and Tobacco Control Act Regulatory Research	387,381	
University of Pittsburgh	5U54DA031659-05 (Parent)	93.279	Drug Abuse and Addiction Research Programs	91,297	
University of Pittsburgh	5U54DA031659-05 (Supplement)	93.279	Drug Abuse and Addiction Research Programs	6,587,853	4,127,954
University of Pittsburgh	9007661 (126402-1)	93.397	Cancer Centers Support Grants	16,155	
University of Pittsburgh	9010232 (126738-1)	93.077	Family Smoking Prevention and Tobacco Control Act Regulatory Research	(22,919)	
University of Rochester	416460 am 2	93.865	Child Health and Human Development Extramural Research	213,437	
University of Rochester	5-28754/415897 Am 4	93.279	Drug Abuse and Addiction Research Programs	108,692	
University of Rochester	Subaward No. 415747-G	93.242	Mental Health Research Grants	128,417	
University of South Carolina	17-3267 PO 2000030422 A1	93.393	Cancer Cause and Prevention Research	10,779	
University of South Florida	6163-1017-00AI Mod 1	93.847	Diabetes, Digestive, and Kidney Diseases Extramural Research	10,909	
University of Southern California	80643903	93.866	Aging Research	12,576	
University of Southern California	85711621	93.853	Extramural Research Programs in the Neurosciences and Neurological Disorders	16,463	
University of Southern California	New: 70003340 / Old: 151327	93.866	Aging Research	1,372	
University of Southern California	Subaward 53712500 am 2 /USC PO 50251353	93.866	Aging Research	115,712	
University of Southern California	Subaward No. 78431037 / PO# 10474607	93.847	Diabetes, Digestive, and Kidney Diseases Extramural Research	93,689	
University of Tennessee Health Science Center	R21AI119796-Minn / FAIN R21AI119796	93.855	Allergy and Infectious Diseases Research	51,060	
University of Texas at Houston	Subaward #0011624T/ 5UM1HL087318-11 Am 5	93.837	Cardiovascular Diseases Research	(10,192)	
University of Texas Health Science Ctr at Houston	0011496C	93.866	Aging Research	51,595	
University of Texas Health Science Ctr at Houston	0012348B	93.837	Cardiovascular Diseases Research	16,086	
University of Texas Health Science Ctr at San Antonio	159762/159758	93.855	Allergy and Infectious Diseases Research	27,214	
University of Texas M.D. Anderson Cancer Center	00004636/PO: 3000828202	93.077	Family Smoking Prevention and Tobacco Control Act Regulatory Research	28,439	
University of Texas SW Medical Ctr at Dallas	GMO 170303 / RGC000001096	93.859	Biomedical Research and Research Training	4,469	
University of Toronto	497411	93.172	Human Genome Research	120,010	
University of Virginia	GB10094-154455	93.853	Extramural Research Programs in the Neurosciences and Neurological Disorders	721,462	
University of Washington	BPO: 18306/Subaward: UWSC 9393	93.837	Cardiovascular Diseases Research	19,338	
University of Washington	BPO16776 UWSC8534/BPO 16776 Am 1	93.837	Cardiovascular Diseases Research	57,509	
University of Washington	BPO16850 UWSC7773 Amendment #5	93.853	Extramural Research Programs in the Neurosciences and Neurological Disorders	64,396	
University of Washington	Subaward No. 751145 Amendment 3	93.989	International Research and Research Training	(10)	
University of Washington	Subaward# 762724	93.279	Drug Abuse and Addiction Research Programs	43,615	
University of Washington	UWSC 9294 BPO#21264	93.242	Mental Health Research Grants	26,176	
University of Washington	UWSC6357 730958 amd #5	93.393	Cancer Cause and Prevention Research	56,082	
University of Washington	UWSC6702/BPO7488 AMD#6	93.989	International Research and Research Training	197,962	17,925
University of Washington	UWSC8606 amd 3 / PO# 20522 (prev #17560)	93.C11	Contract-Department of Health and Human Services-National Institutes of Health	619,765	
University of Washington	UWSC8895 (PO # 13486)	93.C11	Contract-Department of Health and Human Services-National Institutes of Health	355,404	
University of Washington	UWSC9405 BPO 18366	93.310	Trans-NIH Research Support	10,281	

(Continued)

**UNIVERSITY OF MINNESOTA**

**SCHEDULE OF EXPENDITURES OF FEDERAL AWARDS  
FOR THE YEAR ENDED JUNE 30, 2017**

Cluster, Agency, Subagency, Direct/ Pass-through, Pass-through Entity	Award #	CFDA#	CFDA Program Title	Federal Expenditures	Passed through to Subrecipients
University of Western States	G R01AT006330-UM	93.213	Research and Training in Complementary and Integrative Health	\$ 126,865	\$
University of Wisconsin-Madison	280K921/N01-CN-35153, Amend 3	93.C11	Contract-Department of Health and Human Services-National Institutes of Health	77,920	
University of Wisconsin-Madison	523K062, Amend 4	93.866	Aging Research	11,378	
University of Wisconsin-Madison	568K971, Amend 2	93.866	Aging Research	33,289	
University of Wisconsin-Madison	573K425 amd 2	93.866	Aging Research	98,831	
University of Wisconsin-Madison	618K192 AMD 2/PO1-AG020166	93.866	Aging Research	24,218	
University of Wisconsin-Madison	688K656	93.837	Cardiovascular Diseases Research	17,000	
University of Wisconsin-Madison	693K696	93.866	Aging Research	45,911	
University of Wisconsin-Madison	699K451	93.242	Mental Health Research Grants	19,048	
University of Wisconsin-Madison	706K694/UW sub #5101963-2	93.310	Trans-NIH Research Support	35,538	
University of Wisconsin-Madison	740K305	93.867	Vision Research	310,487	
University of Wisconsin-Madison	740K530	93.837	Cardiovascular Diseases Research	18,801	
University of Wisconsin-Madison	subaward no. 339K194	93.173	Research Related to Deafness and Communication Disorders	6,085	
Vanderbilt University	21822-S1/UNIV 58583 Amendment 6	93.279	Drug Abuse and Addiction Research Programs	115,144	40,738
Vanderbilt University	2230-015244 (UNIV59125)	93.350	National Center for Advancing Translational Sciences	166,279	
Vanderbilt University	VUMC 54904 AMD#3	93.837	Cardiovascular Diseases Research	13,245	
Vanderbilt University	VUMC 55150 Amend 2	93.242	Mental Health Research Grants	226,782	
Veterans Medical Research Foundation	08740004-318611 Amendment 3	93.847	Diabetes, Digestive, and Kidney Diseases Extramural Research	139,923	
Veterans Medical Research Foundation	09001002-316145	93.847	Diabetes, Digestive, and Kidney Diseases Extramural Research	7,634	
Virginia Commonwealth University	PD303760-SC105738	93.839	Blood Diseases and Resources Research	176,065	
Virginia Commonwealth University	PD303760-SC105740	93.839	Blood Diseases and Resources Research	191,499	
Wake Forest University	WFUHS 111188 Admendment 3	93.859	Biomedical Research and Research Training	95,397	
Wake Forest University	WFUHS 114050	93.847	Diabetes, Digestive, and Kidney Diseases Extramural Research	82,419	
Wake Forest University	WFUHS 114488 (previously 114486, 114487)	93.837	Cardiovascular Diseases Research	94,867	
Wake Forest University	WFUHS 116827	93.837	Cardiovascular Diseases Research	23,664	
Wake Forest University	WFUHS 330184 Amend 12	93.C11	Contract-Department of Health and Human Services-National Institutes of Health	530,798	
Washington State University	127687 G003651 Amendment A	93.307	Minority Health and Health Disparities Research	61,391	
Washington University in St Louis	PO #2923108X (P30DK092950)	93.847	Diabetes, Digestive, and Kidney Diseases Extramural Research	(5,025)	
Washington University in St Louis	Subaward No. WU-17-145/PO 2928183C	93.866	Aging Research	361,133	
Washington University in St Louis	Subaward WU-15-403 Amendment 1	93.839	Blood Diseases and Resources Research	30,997	
Washington University in St Louis	WU-15-98	93.242	Mental Health Research Grants	(3)	
Washington University in St Louis	WU-16-157 MOD-2	93.242	Mental Health Research Grants	182,782	
Washington University in St Louis	WU-17-174-MOD-2	93.866	Aging Research	488,003	
Washington University in St Louis	WU-17-264-Mod-1	93.839	Blood Diseases and Resources Research	1,500	
Washington University in St Louis	WU-17-33-MOD-2	93.242	Mental Health Research Grants	338,794	
Wayne State University	Purchase Order P0754746	93.307	Minority Health and Health Disparities Research	2,436	
Wayne State University	WSU11077 A-6	93.307	Minority Health and Health Disparities Research	(122)	
Wayne State University	WSU14134-A2	93.273	Alcohol Research Programs	18,957	
Westat, Inc	6426-S06	93.C11	Contract-Department of Health and Human Services-National Institutes of Health	57,794	
Westat, Inc	Subcontract No. 6410	93.C11	Contract-Department of Health and Human Services-National Institutes of Health	530	
Westat, Inc	Subcontract No. 8954	93.C11	Contract-Department of Health and Human Services-National Institutes of Health	4,207	
Wright State University	670325-1 (PO#P0043734)	93.847	Diabetes, Digestive, and Kidney Diseases Extramural Research	7,043	
Xeris Pharmaceuticals, Inc	820966	93.853	Extramural Research Programs in the Neurosciences and Neurological Disorders	5,986	
Yale University	C13A11573(A10039)	93.859	Biomedical Research and Research Training	92	
Yale University	GK000190 (CON-80000491)	93.242	Mental Health Research Grants	29,545	
<b>Department of Health and Human Services, Office of the Secretary</b>					
Direct	1ASTWH150031-02-01	93.088	Advancing System Improvements for Key Issues in Women's Health	415,313	78,785

(Continued)

**UNIVERSITY OF MINNESOTA**

**SCHEDULE OF EXPENDITURES OF FEDERAL AWARDS  
FOR THE YEAR ENDED JUNE 30, 2017**

Cluster, Agency, Subagency, Direct/ Pass-through, Pass-through Entity	Award #	CFDA#	CFDA Program Title	Federal Expenditures	Passed through to Subrecipients
<b>Department of Homeland Security</b>					
Direct	2010-ST-061-FD0001-06 AMD #4	97.061	Centers for Homeland Security	\$ 2,636,478	\$ 492,984
Direct	2012-DN-077-ARI066-05	97.077	Homeland Security Research, Development, Testing, Evaluation, and Demonstration of Technologies Related to Nuclear Threat Detection	100,260	
Direct	HSHQDC-10-A-BOA31/HSHQDC-15-J-00510	97.CXX	Contract-Department of Homeland Security	97,936	
Passthrough:					
Kansas State University	S14169	97.UXX	Unid CFDA-Department of Homeland Security	39,964	
The University of Houston	R-16-0010	97.061	Centers for Homeland Security	131,762	
University of Washington	UWSC82 BPO#8728 Mod30(previously 696098)	97.055	Interoperable Emergency Communications	8,243	
<b>Department of Justice</b>					
Direct	2012-AW-BX-0153	16.UXX	Unid CFDA-Department of Justice	348,570	
Direct	2012-TY-FX-0001	16.UXX	Unid CFDA-Department of Justice	16,738	
<b>Department of Justice, National Institute of Justice</b>					
Direct	2014-IJ-CX-0010	16.560	National Institute of Justice Research, Evaluation, and Development Project Grants	162,941	70,547
<b>Department of State, Bureau of Educational and Cultural Affairs</b>					
Passthrough:					
Institute of International Education	S-ECAGD-13-CA-149 am 1	19.401	Academic Exchange Programs - Scholars	4,258	2,609
<b>Department of the Interior</b>					
Direct	CON63750 DOI	15.CXX	Contract-Department of the Interior	2,051	
Direct	2470:6140	15.CXX	Contract-Department of the Interior	10,749	
Direct	2470; 6140	15.CXX	Contract-Department of the Interior	14,332	
Direct	6140; 2470	15.UXX	Unid CFDA-Department of the Interior	2,174	
Direct	6140; 2470	15.UXX	Unid CFDA-Department of the Interior	1,275	
Direct	F16PX01944	15.CXX	Contract-Department of the Interior	5,000	
Direct	Task 12-JV-11242307-100 Mod 2	15.CXX	Contract-Department of the Interior	25,947	
Passthrough:					
Pheasants Forever, Inc	2015-04	15.CXX	Contract-Department of the Interior	22,516	20,830
Western Assoc of Fish & Wildlife Agencies	SG-C-13-03	15.CXX	Contract-Department of the Interior	12,006	
<b>Department of the Interior, Fish and Wildlife Service</b>					
Direct	F11AP00138 / F11AP00596 Sup 4	15.647	Migratory Bird Conservation	35,887	
Direct	F15AC00497	15.649	Service Training and Technical Assistance (Generic Training)	118,903	
Direct	F15AP00493	15.662	Great Lakes Restoration	107,828	
Direct	F15AP01056	15.657	Endangered Species Conservation Recovery Implementation Funds	168,226	
Direct	F16AC00053	15.655	Migratory Bird Monitoring, Assessment and Conservation	20,746	
Direct	F16AC00214	15.647	Migratory Bird Conservation	10,504	
Direct	F16AC00284	15.657	Endangered Species Conservation Recovery Implementation Funds	41,532	
Direct	F16AC00425	15.662	Great Lakes Restoration	46,451	
Direct	F16AC01042	15.678	Cooperative Ecosystem Studies Units	86,755	
Direct	F16AP01000	15.608	Fish and Wildlife Management Assistance	29,466	
Passthrough:					
Central Michigan University	F14AP00412	15.669	Cooperative Landscape Conservation	48,583	
MN Department of Natural Resources	10/17/3000066617	15.634	State Wildlife Grants	14,469	
MN Department of Natural Resources	105660/3000089448	15.608	Fish and Wildlife Management Assistance	420,129	
University of Michigan	Sub#3003604005/Prime#3003.8	15.608	Fish and Wildlife Management Assistance	46,335	

(Continued)

**UNIVERSITY OF MINNESOTA**

**SCHEDULE OF EXPENDITURES OF FEDERAL AWARDS  
FOR THE YEAR ENDED JUNE 30, 2017**

Cluster, Agency, Subagency, Direct/ Pass-through, Pass-through Entity	Award #	CFDA#	CFDA Program Title	Federal Expenditures	Passed through to Subrecipients
<b>Department of the Interior, National Park Service</b>					
Direct	P13AC00220	15.945	Cooperative Research and Training Programs Resources of the National Park System	\$ 36,881	\$
Direct	P14AC01178 Mod 2	15.945	Cooperative Research and Training Programs Resources of the National Park System	19,564	
Direct	P15AC00003 Mod 04	15.945	Cooperative Research and Training Programs Resources of the National Park System	83,787	2,454
Direct	P16AC00858	15.945	Cooperative Research and Training Programs Resources of the National Park System	60,357	
Direct	P16AC01710	15.945	Cooperative Research and Training Programs Resources of the National Park System	10,708	
Direct	P16AC01721	15.945	Cooperative Research and Training Programs Resources of the National Park System	14,294	
Direct	P17AC000250	15.945	Cooperative Research and Training Programs Resources of the National Park System	778	
Direct	P17AC00246	15.945	Cooperative Research and Training Programs Resources of the National Park System	3,486	
Direct	P17AC00470	15.945	Cooperative Research and Training Programs Resources of the National Park System	1,981	
<b>Department of the Interior, U.S. Geological Survey</b>					
Direct	G13AC00208	15.812	Cooperative Research Units Program	40,748	
Direct	G13AC00227 Sup 2	15.812	Cooperative Research Units Program	54,410	
Direct	G14AC00083	15.812	Cooperative Research Units Program	5,679	
Direct	G14AC00373 / RWO #102	15.812	Cooperative Research Units Program	34,172	
Direct	G14AC00398	15.808	U.S. Geological Survey_ Research and Data Collection	7,796	
Direct	G15AC00239	15.810	National Cooperative Geologic Mapping Program	5,551	
Direct	G15AC00341	15.808	U.S. Geological Survey_ Research and Data Collection	5,423	
Direct	G15AC00347	15.808	U.S. Geological Survey_ Research and Data Collection	16,769	
Direct	G15AC00352	15.808	U.S. Geological Survey_ Research and Data Collection	13,384	
Direct	G15AC00363	15.812	Cooperative Research Units Program	9,142	
Direct	G15AC00421	15.808	U.S. Geological Survey_ Research and Data Collection	29,047	
Direct	G15AC00442	15.808	U.S. Geological Survey_ Research and Data Collection	48,133	
Direct	G16AC00192	15.810	National Cooperative Geologic Mapping Program	105,073	
Direct	G16AC00236	15.812	Cooperative Research Units Program	2,907	
Direct	G16AC00312	15.808	U.S. Geological Survey_ Research and Data Collection	48,878	
Direct	G16AC00390 0001	15.808	U.S. Geological Survey_ Research and Data Collection	49,891	
Direct	G16AC00435	15.808	U.S. Geological Survey_ Research and Data Collection	2,577	
Direct	G16AP00064	15.805	Assistance to State Water Resources Research Institutes	76,042	
Direct	G17AC00027	15.812	Cooperative Research Units Program	51,262	
Direct	G17PX00368	15.808	U.S. Geological Survey_ Research and Data Collection	4,769	
Passthrough:					
America View Incorporated	AV13-MN01 Mod 5	15.815	National Land Remote Sensing_ Education Outreach and Research	7,638	
Central Michigan University	F63172	15.808	U.S. Geological Survey_ Research and Data Collection	49,441	
University of California, Santa Barbara	KK1650	15.808	U.S. Geological Survey_ Research and Data Collection	22,277	
University of Massachusetts	12-007036 B	15.820	National Climate Change and Wildlife Science Center	49,533	
University of Wisconsin-Madison	655K546	15.805	Assistance to State Water Resources Research Institutes	846	

(Continued)

**UNIVERSITY OF MINNESOTA**

**SCHEDULE OF EXPENDITURES OF FEDERAL AWARDS  
FOR THE YEAR ENDED JUNE 30, 2017**

Cluster, Agency, Subagency, Direct/ Pass-through, Pass-through Entity	Award #	CFDA#	CFDA Program Title	Federal Expenditures	Passed through to Subrecipients
<b>Department of Transportation</b>					
Direct	dtfh6115c00021	20.CXX	Contract-Department of Transportation	\$ 137,237	\$
Direct	DTFH6117P00009	20.CXX	Contract-Department of Transportation	331	
Passthrough:					
Applied Research Associates, Inc	s-002436.01.umn mod 1	20.CXX	Contract-Department of Transportation	69,509	
Institute of Transportation Engineers	DTFH61-13-D-00026 TO 6	20.CXX	Contract-Department of Transportation	1,676	
MN Department of Transportation	99008 W.O. 24	20.CXX	Contract-Department of Transportation	(12,560)	
Savari, Inc	SAV-81814 Amend 1	20.CXX	Contract-Department of Transportation	12,634	
The National Academies	Contract No. HR 24-36 / P.O. #SUB000012	20.CXX	Contract-Department of Transportation	82,668	23,861
Transportation Research Board	TRANSIT-84/SUB0000823	20.CXX	Contract-Department of Transportation	35,044	
University of Wisconsin-Superior	GSY1-UMD-001	20.CXX	Contract-Department of Transportation	836	
<b>Department of Transportation, Federal Aviation Administration (FAA)</b>					
Direct	15-G-005	20.108	Aviation Research Grants	6,323	
<b>Department of Transportation, Federal Highway Administration (FHWA)</b>					
Passthrough:					
Transportation Research Board	HR 20-119 / PO SUB0001001	20.200	Highway Research and Development Program	12,051	3,353
<b>Department of Transportation, Federal Transit Administration (FTA)</b>					
Passthrough:					
MN Metropolitan Council	SG-2016-002	20.505	Metropolitan Transportation Planning and State and Non-Metropolitan Planning and Research	9,105	
<b>Department of Transportation, Office of the Secretary (OST) Administration Secretariate</b>					
Direct	DTRT13-G-UTC35 Modification 2	20.701	University Transportation Centers Program	1,795,924	250,164
Passthrough:					
Michigan State University	RC103194UMN am 4	20.701	University Transportation Centers Program	55,456	
<b>Department of Veterans Affairs</b>					
Direct	NS Prog VA Res IPA's	64.UXX	Unid CFDA-Department of Veterans Affairs	135,157	
Direct	618D62025/VA263-16-P-2798 P00001	64.CXX	Contract-Department of Veterans Affairs	39,750	
Direct	VA240-14-D-0022/618D72008	64.CXX	Contract-Department of Veterans Affairs	26,135	
Direct	VA240-14-D-0029/VA240-16-J-0230	64.CXX	Contract-Department of Veterans Affairs	4,712	
Direct	VA240-14-D-0030 amd P00001	64.CXX	Contract-Department of Veterans Affairs	7,475	
Direct	VA263-12-C-0142 618-D62000 AMD#6	64.CXX	Contract-Department of Veterans Affairs	4,118	
Direct	VA263-13-C-0271 P00003	64.CXX	Contract-Department of Veterans Affairs	2,481	
Direct	VA263-14-C-6004 AMD#3	64.CXX	Contract-Department of Veterans Affairs	66,174	
Direct	VA263-14-C-6005 P00003	64.CXX	Contract-Department of Veterans Affairs	19,350	
Direct	VA263-14-C-6006 AMD#2	64.CXX	Contract-Department of Veterans Affairs	14,227	
Direct	VA263-15-C-0051 P00003 / 618-D72012	64.CXX	Contract-Department of Veterans Affairs	26,084	
Direct	VA263-15-C-0121/PO#618-D52018	64.CXX	Contract-Department of Veterans Affairs	4,507	
Direct	VA263-17-P-2037/618D72010	64.CXX	Contract-Department of Veterans Affairs	22,275	
<b>Environmental Protection Agency, Office of Air and Radiation</b>					
Direct	XA - 00E02031 - 0	66.034	Surveys, Studies, Research, Investigations, Demonstrations, and Special Purpose Activities Relating to the Clean Air Act	8,602	

(Continued)

**UNIVERSITY OF MINNESOTA**

**SCHEDULE OF EXPENDITURES OF FEDERAL AWARDS  
FOR THE YEAR ENDED JUNE 30, 2017**

Cluster, Agency, Subagency, Direct/ Pass-through, Pass-through Entity	Award #	CFDA#	CFDA Program Title	Federal Expenditures	Passed through to Subrecipients
<b>Environmental Protection Agency, Office of Chemical Safety and Pollution Prevention</b>					
Direct	X9 - 00E02051 - 0	66.717	Source Reduction Assistance	\$ 31,835	\$
Passthrough:					
MN Department of Agriculture	84090 Amendment 3	66.716	Research, Development, Monitoring, Public Education, Outreach, Training, Demonstrations, and Studies	45,331	
<b>Environmental Protection Agency, Office of Research and Development (ORD)</b>					
Direct	FP-91781701-0	66.514	Science To Achieve Results (STAR) Fellowship Program	18,236	
Direct	RD-83542201	66.509	Science To Achieve Results (STAR) Research Program	265,688	229,912
Passthrough:					
Carnegie Mellon University	1080358-364687	66.509	Science To Achieve Results (STAR) Research Program	22,187	
Carnegie Mellon University	1080358-364688	66.509	Science To Achieve Results (STAR) Research Program	21,059	
Carnegie Mellon University	1080358-364690	66.509	Science To Achieve Results (STAR) Research Program	63,023	
Iowa State University	429-40-10C	66.509	Science To Achieve Results (STAR) Research Program	58,783	
<b>Environmental Protection Agency, Office of the Administrator</b>					
Passthrough:					
MN Pollution Control Agency	Contract No. 114243 (PO 3000017160)	66.605	Performance Partnership Grants	39,627	
MN Pollution Control Agency	SWIFT 100764 (PO 300014890)	66.605	Performance Partnership Grants	65,267	
MN Pollution Control Agency	SWIFT#: 73715	66.605	Performance Partnership Grants	32,513	
<b>Environmental Protection Agency, Office of Water</b>					
Direct	GL 00E01980	66.469	Great Lakes Program	658,049	
Direct	GL-00E00790-2	66.469	Great Lakes Program	114,485	80,915
Passthrough:					
Central Michigan University	2011-1086	66.469	Great Lakes Program	70,478	12,827
Central Michigan University	Sub. # F62951	66.469	Great Lakes Program	401,441	22,059
MN Department of Health	122274	66.472	Beach Monitoring and Notification Program Implementation Grants	308	
MN Department of Health	Cont. No. 45706 / PO#3000006867 Am.1	66.472	Beach Monitoring and Notification Program Implementation Grants	12,639	
MN Pollution Control Agency	66692/3000010339 co 1	66.460	Nonpoint Source Implementation Grants	97,268	
MN Pollution Control Agency	66695/3000010680	66.460	Nonpoint Source Implementation Grants	77,504	
MN Pollution Control Agency	70549	66.460	Nonpoint Source Implementation Grants	34,916	14,118
<b>General Services Administration</b>					
Direct	GS-00-H-13-AA-C-0025	39.UXX	Unid CFDA-General Services Administration	9,826	
Direct	GS14H16AAP0064 / GP1007319	39.CXX	Contract-General Services Administration	74,745	49,023
Direct	GS-H-00-15-AA-S043 GP0981638	39.CXX	Contract-General Services Administration	6,598	
<b>Medicaid and CHIP Payment and Access Commission</b>					
Direct	MACP17417T1	05.CXX	Contract-Medicaid and CHIP Payment and Access Commission (MACPAC)	26,918	
<b>National Aeronautics and Space Administration</b>					
Direct	1515662	43.CXX	Contract-National Aeronautics and Space Administration	48,336	
Direct	1556122	43.C01	Contract-National Aeronautics and Space Administration-JET Propulsion Lab	20,720	
Direct	G04-15119A	43.001	Science	24,579	
Direct	G05-16128X	43.001	Science	11,704	
Direct	HST-AR-14311.001-A	43.001	Science	826	
Direct	HST-GO-12925.001-A	43.C02	Contract-National Aeronautics and Space Administration-Space Telescope Science Institute	24,102	
Direct	HST-GO-13312.002-A	43.C02	Contract-National Aeronautics and Space Administration-Space Telescope Science Institute	36,058	

(Continued)

**UNIVERSITY OF MINNESOTA**

**SCHEDULE OF EXPENDITURES OF FEDERAL AWARDS  
FOR THE YEAR ENDED JUNE 30, 2017**

Cluster, Agency, Subagency, Direct/ Pass-through, Pass-through Entity	Award #	CFDA#	CFDA Program Title	Federal Expenditures	Passed through to Subrecipients
Direct	HST-GO-13352.008-A	43.CXX	Contract-National Aeronautics and Space Administration	\$ 39,721	\$
Direct	HST-GO-13388.12-A	43.C02	Contract-National Aeronautics and Space Administration-Space Telescope Science Institute	11,950	
Direct	HST-GO-13389.03-A	43.CXX	Contract-National Aeronautics and Space Administration	7,700	
Direct	HST-GO-13452.001-A	43.C02	Contract-National Aeronautics and Space Administration-Space Telescope Science Institute	32,655	
Direct	HST-GO-13654.009--A	43.CXX	Contract-National Aeronautics and Space Administration	11,275	
Direct	HST-GO-13655.002-A	43.CXX	Contract-National Aeronautics and Space Administration	36,971	
Direct	HST-GO-13656.002-A	43.CXX	Contract-National Aeronautics and Space Administration	2,333	
Direct	HST-GO-13699.002-A	43.CXX	Contract-National Aeronautics and Space Administration	15,103	
Direct	HST-GO-13739.001-A	43.001	Science	42,786	
Direct	HST-GO-13828.003-A	43.001	Science	14,733	
Direct	HST-GO-13828.008-A	43.CXX	Contract-National Aeronautics and Space Administration	239	
Direct	HST-GO-14178-009-A	43.C02	Contract-National Aeronautics and Space Administration-Space Telescope Science Institute	16,994	
Direct	NNX12AE56G	43.001	Science	33,084	
Direct	NNX12AQ39A Supp 4	43.CXX	Contract-National Aeronautics and Space Administration	75,100	
Direct	NNX12AQ71G	43.001	Science	3,450	
Direct	NNX13A155G	43.001	Science	11,540	
Direct	NNX13AE16G	43.001	Science	61,224	
Direct	NNX13AE49G	43.001	Science	150,888	78,539
Direct	NNX13AG33G 000004	43.001	Science	3,422	
Direct	NNX13AJ11G	43.001	Science	12,109	
Direct	NNX13AM85G 000006	43.001	Science	66,569	
Direct	NNX13AR47G	43.007	Space Operations	62,533	
Direct	NNX14AC26G Sup 2	43.001	Science	163,998	
Direct	NNX14AF23G	43.001	Science	12,555	
Direct	NNX14AF32G	43.001	Science	87,708	
Direct	NNX14AF96G Sup 2	43.001	Science	30,836	
Direct	NNX14AK20G	43.001	Science	109,310	
Direct	NNX14AK29G Supplement 000003	43.001	Science	166,690	
Direct	NNX14AK73G	43.001	Science	73,430	
Direct	NNX14AL36A 000005-7	43.002	Aeronautics	1,030,005	628,519
Direct	NNX14AP89G	43.001	Science	93,079	
Direct	NNX14AQ05G	43.001	Science	111,849	
Direct	NNX14AQ75A Supplement 000007	43.009	Cross Agency Support	121,221	
Direct	NNX14AR04A	43.008	Education	135,511	128,146
Direct	NNX15AB38G	43.007	Space Operations	115,310	
Direct	NNX15AD17A Sup 2	43.001	Science	97,657	
Direct	NNX15AF58G	43.001	Science	112,675	38,361
Direct	NNX15AF87G	43.001	Science	6,360	
Direct	NNX15AH71G	43.001	Science	66,100	
Direct	NNX15AI18H	43.008	Education	578,469	177,035
Direct	NNX15AL53G	43.001	Science	68,119	
Direct	NNX15AL94A	43.007	Space Operations	72,812	
Direct	NNX15AP10A	43.012	Space Technology	3,974	
Direct	NNX15AV67G	43.002	Aeronautics	204,593	41,663
Direct	NNX16AB21G	43.001	Science	364,243	67,443
Direct	NNX16AC37G	43.007	Space Operations	58,328	

(Continued)

**UNIVERSITY OF MINNESOTA**

**SCHEDULE OF EXPENDITURES OF FEDERAL AWARDS  
FOR THE YEAR ENDED JUNE 30, 2017**

Cluster, Agency, Subagency, Direct/ Pass-through, Pass-through Entity	Award #	CFDA#	CFDA Program Title	Federal Expenditures	Passed through to Subrecipients
Direct	NNX16AE03G, 000002 & 000003	43.012	Space Technology	\$ 156,737	\$ 64,900
Direct	NNX16AF80G	43.001	Science	63,657	
Direct	NNX16AF86G	43.001	Science	19,430	
Direct	NNX16AG67G	43.001	Science	96,502	
Direct	NNX16AH75G	43.001	Science	2,430	
Direct	NNX16AI02G	43.001	Science	75,403	
Direct	NNX16AI93A	43.008	Education	3,709	
Direct	NNX16AK90G	43.001	Science	325,293	
Direct	NNX16AL60G	43.001	Science	163,439	27,157
Direct	NNX16AP99G	43.001	Science	1,520	
Direct	NNX16AR62G	43.001	Science	12,566	
Direct	NNX17AF08A s000002	43.007	Space Operations	18,565	
Direct	NNX17AF61G	43.001	Science	17,235	
Direct	NNX17AG89G	43.001	Science	39,312	
Direct	NNX17AH30G	43.001	Science	67,590	
Direct	NNX17AK18G	43.001	Science	12,630	
Direct	NNX17AK52G	43.001	Science	3,524	
Direct	RSA 1487978	43.C01	Contract-National Aeronautics and Space Administration-JET Propulsion Lab	5,000	
Direct	RSA 1515784	43.CXX	Contract-National Aeronautics and Space Administration	6,165	
Direct	RSA 1516084	43.CXX	Contract-National Aeronautics and Space Administration	74,612	
Direct	RSA 1526910	43.001	Science	9,814	
Direct	RSA 1541900	43.C01	Contract-National Aeronautics and Space Administration-JET Propulsion Lab	34,188	
Direct	RSA No. 1564920	43.C01	Contract-National Aeronautics and Space Administration-JET Propulsion Lab	35,574	
Direct	STSci-49725	43.C02	Contract-National Aeronautics and Space Administration-Space Telescope Science Institute	44,478	
Passthrough:					
ASTER Labs, Inc.	AL16-NASASWARM-01	43.CXX	Contract-National Aeronautics and Space Administration	40,000	
Barron Associates	519-SC01	43.CXX	Contract-National Aeronautics and Space Administration	19,535	
Ctr for Advancement of Science in Space	GA-2017-248	43.007	Space Operations	93,733	
G & A Technical Software, Inc	PO 30250	43.CXX	Contract-National Aeronautics and Space Administration	22,388	
Georgia Institute of Technology	RH163-G1	43.001	Science	1,654	
Johns Hopkins University	922613 Mod 48	43.CXX	Contract-National Aeronautics and Space Administration	545,625	452,893
Johns Hopkins University	JHU / APL #137188	43.CXX	Contract-National Aeronautics and Space Administration	1,193,262	499,057
Physical Optics Corporation	7134-UM	43.CXX	Contract-National Aeronautics and Space Administration	149,154	
Rockwell Collins, Inc	PO 4504982612	43.CXX	Contract-National Aeronautics and Space Administration	42,423	
Rockwell Collins, Inc	PO 4506141791	43.CXX	Contract-National Aeronautics and Space Administration	23,063	
South Dakota State University	3TG330	43.001	Science	2,595	
Tao of Systems Integration, Inc	2259	43.CXX	Contract-National Aeronautics and Space Administration	176,412	
Universities Space Research Association	SOF 03-0082 Humphreys	43.UXX	Unid CFDA-National Aeronautics and Space Administration	12,726	
Universities Space Research Association	SOF 03-0020 Gehrz-1	43.UXX	Unid CFDA-National Aeronautics and Space Administration	12,031	
Universities Space Research Association	SOF 03-0022 Gehrz-3	43.UXX	Unid CFDA-National Aeronautics and Space Administration	16,316	
Universities Space Research Association	SOF 03-0049 Jones	43.001	Science	12,166	
Universities Space Research Association	SOF 04-0007 Gehrz	43.UXX	Unid CFDA-National Aeronautics and Space Administration	12,976	
Universities Space Research Association	SOF 04-0010 Woodward	43.001	Science	41,565	7,678
Universities Space Research Association	SOF 04-0117 Jones	43.001	Science	337	
Universities Space Research Association	SOF 05-0002 Woodward	43.CXX	Contract-National Aeronautics and Space Administration	3,635	
Universities Space Research Association	SOF-0015 Gehrz-1	43.UXX	Unid CFDA-National Aeronautics and Space Administration	5,331	
Universities Space Research Association	SOF-03-0021 Gehrz-2	43.UXX	Unid CFDA-National Aeronautics and Space Administration	21,000	
Universities Space Research Association	SOFIA-Woodward	43.UXX	Unid CFDA-National Aeronautics and Space Administration	19	

(Continued)



**UNIVERSITY OF MINNESOTA**

**SCHEDULE OF EXPENDITURES OF FEDERAL AWARDS  
FOR THE YEAR ENDED JUNE 30, 2017**

Cluster, Agency, Subagency, Direct/ Pass-through, Pass-through Entity	Award #	CFDA#	CFDA Program Title	Federal Expenditures	Passed through to Subrecipients
Universities Space Research Association	SOFIA-Woodward	43.UXX	Unid CFDA-National Aeronautics and Space Administration	\$ 4,850	\$
University of California, Berkeley	00007447 / 975268 / BB00071821	43.CXX	Contract-National Aeronautics and Space Administration	791,148	
University of California, Irvine	2016-3350	43.001	Science	16,106	
University of California, San Diego	72315243 / S9001299	43.001	Science	22,508	
University of Washington	756245 - UWSC7317	43.001	Science	7,236	
<b>National Aeronautics and Space Administration, Space Telescope Science Institute</b>					
Direct	HST-EO-12055.033-A (HST-EO-12658.11-A)	43.U01	Unid CFDA-National Aeronautics and Space Administration-Space Telescope Science Institute	938	
<b>National Endowment for the Arts</b>					
Direct	14-3800-7009	45.024	Promotion of the Arts_Grants to Organizations and Individuals	2,445	
<b>National Endowment for the Humanities</b>					
Direct	FB-58360-15	45.160	Promotion of the Humanities_Fellowships and Stipends	1,182	
Direct	HJ-50178-14	45.169	Promotion of the Humanities_Office of Digital Humanities	(7,829)	(7,829)
<b>National Science Foundation</b>					
Direct	NS Prog StAid Fellowship Graduate	47.UXX	Unid CFDA-National Science Foundation	8,330	
Direct	1540919	47.075	Social, Behavioral, and Economic Sciences	199,539	121,051
Direct	1150957	47.041	Engineering Grants	65,040	
Direct	1158750 am 001	47.075	Social, Behavioral, and Economic Sciences	15,838	
Direct	1339246	47.074	Biological Sciences	513,069	231,336
Direct	1440471	47.049	Mathematical and Physical Sciences	2,560,355	
Direct	1446640 Amend 001	47.070	Computer and Information Science and Engineering	159,305	
Direct	1446998	47.050	Geosciences	60,376	
Direct	1447048 002	47.050	Geosciences	54,239	
Direct	1451957	47.050	Geosciences	65,509	
Direct	1452068 am 002	47.049	Mathematical and Physical Sciences	51,667	
Direct	1452180	47.049	Mathematical and Physical Sciences	82,740	
Direct	1452488	47.041	Engineering Grants	34,813	
Direct	1453538	47.041	Engineering Grants	29,363	
Direct	1454259	47.041	Engineering Grants	45,987	
Direct	1454904 Amemdment 002	47.074	Biological Sciences	217,844	57,143
Direct	1456548	47.074	Biological Sciences	61,665	
Direct	1458060	47.076	Education and Human Resources	75,057	
Direct	1459008	47.075	Social, Behavioral, and Economic Sciences	19,610	
Direct	1459717	47.050	Geosciences	118,057	
Direct	1460620	47.070	Computer and Information Science and Engineering	114,147	
Direct	1461006 am 002	47.050	Geosciences	250,032	114,326
Direct	1462080 003	47.041	Engineering Grants	137,292	
Direct	1462297	47.050	Geosciences	440,045	
Direct	1462408	47.041	Engineering Grants	92,071	
Direct	1462676	47.041	Engineering Grants	60,684	
Direct	1462807	47.041	Engineering Grants	46,129	
Direct	1462826	47.041	Engineering Grants	79,761	
Direct	1464376	47.070	Computer and Information Science and Engineering	63,051	
Direct	1464711	47.049	Mathematical and Physical Sciences	104,398	
Direct	1500135	47.049	Mathematical and Physical Sciences	68,264	
Direct	1500264	47.049	Mathematical and Physical Sciences	65,423	
Direct	1501769	47.074	Biological Sciences	2,755	
Direct	1502745	47.074	Biological Sciences	58,660	

(Continued)

**UNIVERSITY OF MINNESOTA**

**SCHEDULE OF EXPENDITURES OF FEDERAL AWARDS  
FOR THE YEAR ENDED JUNE 30, 2017**

Cluster, Agency, Subagency, Direct/ Pass-through, Pass-through Entity	Award #	CFDA#	CFDA Program Title	Federal Expenditures	Passed through to Subrecipients
Direct	1503084	47.050	Geosciences	\$ 84,119	\$
Direct	1503621	47.049	Mathematical and Physical Sciences	30,386	
Direct	1505111 Amendment 002	47.049	Mathematical and Physical Sciences	58,761	
Direct	1505960	47.049	Mathematical and Physical Sciences	13,464	
Direct	1505970	47.070	Computer and Information Science and Engineering	70,550	
Direct	1507048	47.049	Mathematical and Physical Sciences	213,712	
Direct	1507496 Amendment No. 001	47.049	Mathematical and Physical Sciences	68,745	
Direct	1508147	47.049	Mathematical and Physical Sciences	95,234	
Direct	1509121	47.041	Engineering Grants	64,705	
Direct	1510131	47.041	Engineering Grants	42,282	
Direct	1510154	47.041	Engineering Grants	122,382	
Direct	1510332	47.041	Engineering Grants	211,451	
Direct	1510661	47.041	Engineering Grants	76,525	
Direct	1512267	47.049	Mathematical and Physical Sciences	31,067	
Direct	1512877	47.070	Computer and Information Science and Engineering	634	
Direct	1514444	47.070	Computer and Information Science and Engineering	189,418	
Direct	1514626	47.070	Computer and Information Science and Engineering	74,180	
Direct	1515377	47.050	Geosciences	129,232	
Direct	1516565	47.049	Mathematical and Physical Sciences	42,218	
Direct	1516978	47.049	Mathematical and Physical Sciences	23,143	
Direct	1520647 001	47.050	Geosciences	70,665	
Direct	1520695	47.050	Geosciences	78,737	
Direct	1521573	47.049	Mathematical and Physical Sciences	71,082	
Direct	1521919	47.070	Computer and Information Science and Engineering	1,960	
Direct	1522557	47.075	Social, Behavioral, and Economic Sciences	1,514	
Direct	1522657	47.049	Mathematical and Physical Sciences	102,650	
Direct	1524814	47.076	Education and Human Resources	34,068	
Direct	1525045	47.070	Computer and Information Science and Engineering	84,706	
Direct	1525235	47.070	Computer and Information Science and Engineering	92,024	
Direct	1525617	47.070	Computer and Information Science and Engineering	18,638	
Direct	1525953	47.070	Computer and Information Science and Engineering	34,013	
Direct	1526085	47.070	Computer and Information Science and Engineering	61,890	
Direct	1526319	47.070	Computer and Information Science and Engineering	145,622	
Direct	1526693	47.070	Computer and Information Science and Engineering	119,212	
Direct	1531330	47.070	Computer and Information Science and Engineering	243,340	
Direct	1533151	47.075	Social, Behavioral, and Economic Sciences	7,523	
Direct	1534930	47.041	Engineering Grants	63,336	
Direct	1536110	47.041	Engineering Grants	110,588	
Direct	1537105	47.050	Geosciences	26,988	
Direct	1539833	47.075	Social, Behavioral, and Economic Sciences	120,371	74,241
Direct	1540195 Amd 3	47.050	Geosciences	88,551	
Direct	1540789	47.076	Education and Human Resources	220,300	37,354
Direct	1541800	47.050	Geosciences	(391)	
Direct	1541876	47.070	Computer and Information Science and Engineering	23,833	
Direct	1542923	47.049	Mathematical and Physical Sciences	23	
Direct	1543311	47.050	Geosciences	85,916	42,000
Direct	1544083	47.074	Biological Sciences	251,973	63,270
Direct	1544887	47.070	Computer and Information Science and Engineering	279,782	39,918
Direct	1546727	47.074	Biological Sciences	103,706	

(Continued)

**UNIVERSITY OF MINNESOTA**

**SCHEDULE OF EXPENDITURES OF FEDERAL AWARDS  
FOR THE YEAR ENDED JUNE 30, 2017**

Cluster, Agency, Subagency, Direct/ Pass-through, Pass-through Entity	Award #	CFDA#	CFDA Program Title	Federal Expenditures	Passed through to Subrecipients
Direct	1549642 Am 001	47.041	Engineering Grants	\$ 8,975	\$
Direct	1551059	47.079	Office of International Science and Engineering	3,752	
Direct	1551205	47.049	Mathematical and Physical Sciences	173,488	
Direct	1551429	47.050	Geosciences	43,081	
Direct	1552741	47.041	Engineering Grants	110,160	
Direct	1552764	47.041	Engineering Grants	25,855	
Direct	1553234	47.041	Engineering Grants	47,223	
Direct	1553255	47.041	Engineering Grants	49,115	
Direct	1554936 am 001	47.050	Geosciences	27,066	
Direct	1556227	47.075	Social, Behavioral, and Economic Sciences	96,783	
Direct	1557565	47.049	Mathematical and Physical Sciences	7,909	
Direct	1558308	47.075	Social, Behavioral, and Economic Sciences	121,362	
Direct	1558577	47.075	Social, Behavioral, and Economic Sciences	10,359	
Direct	1559833	47.049	Mathematical and Physical Sciences	143,283	
Direct	1560239	47.041	Engineering Grants	32,578	
Direct	1560247	47.041	Engineering Grants	79,496	
Direct	1562006	47.041	Engineering Grants	122,791	
Direct	1563115	47.041	Engineering Grants	45,309	
Direct	1563920	47.070	Computer and Information Science and Engineering	177,049	
Direct	1563950	47.070	Computer and Information Science and Engineering	885	
Direct	1565997	47.070	Computer and Information Science and Engineering	125,367	
Direct	1566149	47.070	Computer and Information Science and Engineering	33,609	
Direct	1600381	47.049	Mathematical and Physical Sciences	11,188	
Direct	1600685	47.049	Mathematical and Physical Sciences	111,757	
Direct	1600710	47.074	Biological Sciences	10,992	
Direct	1601350	47.049	Mathematical and Physical Sciences	12,180	
Direct	1601644	47.041	Engineering Grants	73,460	
Direct	1601771	47.049	Mathematical and Physical Sciences	30,790	
Direct	1601961	47.049	Mathematical and Physical Sciences	60,827	
Direct	1602394	47.070	Computer and Information Science and Engineering	112,680	
Direct	1602512	47.050	Geosciences	27,307	
Direct	1602940	47.050	Geosciences	19,922	
Direct	1603983	47.049	Mathematical and Physical Sciences	28,500	
Direct	1604728	47.041	Engineering Grants	69,658	
Direct	1605080	47.041	Engineering Grants	5,839	
Direct	1605191	47.041	Engineering Grants	134,072	
Direct	1605549	47.041	Engineering Grants	31,673	
Direct	1605719	47.041	Engineering Grants	120,001	
Direct	1606820	47.049	Mathematical and Physical Sciences	45,404	
Direct	1607318 Am 001	47.049	Mathematical and Physical Sciences	113,168	
Direct	1607381	47.049	Mathematical and Physical Sciences	160,412	
Direct	1607835	47.070	Computer and Information Science and Engineering	13,672	
Direct	1608115	47.049	Mathematical and Physical Sciences	179,301	
Direct	1609459	47.049	Mathematical and Physical Sciences	254,679	
Direct	160IIP-1439622	47.041	Engineering Grants	402,220	
Direct	1610408	47.049	Mathematical and Physical Sciences	64,041	
Direct	1610832	47.049	Mathematical and Physical Sciences	79,661	
Direct	1611047	47.049	Mathematical and Physical Sciences	69,091	
Direct	1611680	47.049	Mathematical and Physical Sciences	62,555	

(Continued)

**UNIVERSITY OF MINNESOTA**

**SCHEDULE OF EXPENDITURES OF FEDERAL AWARDS  
FOR THE YEAR ENDED JUNE 30, 2017**

Cluster, Agency, Subagency, Direct/ Pass-through, Pass-through Entity	Award #	CFDA#	CFDA Program Title	Federal Expenditures	Passed through to Subrecipients
Direct	1612441	47.049	Mathematical and Physical Sciences	\$ 75,229	\$
Direct	1612961	47.049	Mathematical and Physical Sciences	77,784	
Direct	1614673	47.070	Computer and Information Science and Engineering	4,012	
Direct	1616866	47.049	Mathematical and Physical Sciences	43,713	
Direct	1617718	47.070	Computer and Information Science and Engineering	4,002	
Direct	1617729	47.070	Computer and Information Science and Engineering	18,397	
Direct	1617771	47.070	Computer and Information Science and Engineering	68,443	
Direct	1618339	47.070	Computer and Information Science and Engineering	27,315	
Direct	1619254	47.070	Computer and Information Science and Engineering	75,011	
Direct	1620316	47.049	Mathematical and Physical Sciences	49,302	
Direct	1622483	47.049	Mathematical and Physical Sciences	43,049	
Direct	1623946	47.049	Mathematical and Physical Sciences	102,068	
Direct	1623976	47.074	Biological Sciences	168,429	125,499
Direct	1624329	47.050	Geosciences	151,444	
Direct	1625127	47.070	Computer and Information Science and Engineering	9,478	
Direct	1626726	47.075	Social, Behavioral, and Economic Sciences	25,083	
Direct	1626753	47.075	Social, Behavioral, and Economic Sciences	20,690	
Direct	1627551	47.075	Social, Behavioral, and Economic Sciences	10,286	
Direct	1628237	47.041	Engineering Grants	55,280	
Direct	1628929	47.070	Computer and Information Science and Engineering	47,725	
Direct	1628962	47.041	Engineering Grants	1,973	
Direct	1629260	47.049	Mathematical and Physical Sciences	36,910	
Direct	1631133	47.041	Engineering Grants	49,681	
Direct	1631598	47.049	Mathematical and Physical Sciences	119,456	
Direct	1631602	47.075	Social, Behavioral, and Economic Sciences	20,274	
Direct	1634263	47.041	Engineering Grants	24,476	
Direct	1634396	47.041	Engineering Grants	40,845	
Direct	1634445	47.041	Engineering Grants	6,353	
Direct	1634894	47.041	Engineering Grants	1,334	
Direct	1636437	47.075	Social, Behavioral, and Economic Sciences	20,440	16,380
Direct	1637548	47.041	Engineering Grants	23,391	
Direct	1637875	47.070	Computer and Information Science and Engineering	28,263	
Direct	1640337	47.050	Geosciences	53,121	
Direct	1641072	47.070	Computer and Information Science and Engineering	19,074	
Direct	1642207	47.049	Mathematical and Physical Sciences	47,813	
Direct	1644748	47.076	Education and Human Resources	107,110	
Direct	1649412	47.050	Geosciences	23,173	
Direct	1651577	47.070	Computer and Information Science and Engineering	4,715	
Direct	1656030	47.049	Mathematical and Physical Sciences	37,107	
Direct	1657089	47.070	Computer and Information Science and Engineering	1,856	
Direct	1659989	47.041	Engineering Grants	83,358	
Direct	1661323 Am1	47.075	Social, Behavioral, and Economic Sciences	8,664	
Direct	1661648	47.041	Engineering Grants	31,502	
Direct	1662039	47.041	Engineering Grants	1,112	
Direct	1665006	47.049	Mathematical and Physical Sciences	25,948	
Direct	1665389	47.049	Mathematical and Physical Sciences	9,822	
Direct	1701071	47.074	Biological Sciences	81	
Direct	1701072	47.074	Biological Sciences	6,517	
Direct	1707578	47.049	Mathematical and Physical Sciences	6,239	

(Continued)

**UNIVERSITY OF MINNESOTA**

**SCHEDULE OF EXPENDITURES OF FEDERAL AWARDS  
FOR THE YEAR ENDED JUNE 30, 2017**

Cluster, Agency, Subagency, Direct/ Pass-through, Pass-through Entity	Award #	CFDA#	CFDA Program Title	Federal Expenditures	Passed through to Subrecipients
Direct	1708887	47.041	Engineering Grants	\$ 2,123	\$
Direct	1710024 am 001	47.049	Mathematical and Physical Sciences	114	
Direct	1712828	47.050	Geosciences	13,055	
Direct	1743046	47.041	Engineering Grants	13,023	
Direct	ACI-1515792	47.070	Computer and Information Science and Engineering	11,582	
Direct	ACI-1541332	47.070	Computer and Information Science and Engineering	481,886	
Direct	AGS 1558134	47.050	Geosciences	197,495	
Direct	AGS-1148951 Amend 3	47.050	Geosciences	37,890	
Direct	AGS-1405383	47.050	Geosciences	30,793	
Direct	AGS-1428257	47.050	Geosciences	39,131	
Direct	AGS-1429512	47.050	Geosciences	384,966	
Direct	ANT-0927615	47.078	Polar Programs	(1,460)	
Direct	ANT-1043681 (ANT 1339905)	47.078	Polar Programs	55,441	921
Direct	ANT-1145143	47.078	Polar Programs	271,342	
Direct	ANT-1341831	47.078	Polar Programs	5,955	
Direct	AST-1109066	47.049	Mathematical and Physical Sciences	53	
Direct	AST-1109394	47.049	Mathematical and Physical Sciences	17,020	
Direct	AST-1211595	47.049	Mathematical and Physical Sciences	23,057	
Direct	AST-1247885	47.049	Mathematical and Physical Sciences	566	
Direct	AST-1413548	47.049	Mathematical and Physical Sciences	76,198	
Direct	AST-1413610	47.049	Mathematical and Physical Sciences	195,586	
Direct	BCS-1241530	47.075	Social, Behavioral, and Economic Sciences	5,507	
Direct	BCS-1241807	47.075	Social, Behavioral, and Economic Sciences	11,447	
Direct	BCS-1354095	47.075	Social, Behavioral, and Economic Sciences	10,825	
Direct	BCS-1359863	47.075	Social, Behavioral, and Economic Sciences	24,801	
Direct	BCS-1420046	47.075	Social, Behavioral, and Economic Sciences	93,680	
Direct	BCS-1420702	47.075	Social, Behavioral, and Economic Sciences	6,310	
Direct	BCS-1439258	47.075	Social, Behavioral, and Economic Sciences	41,081	
Direct	CBET-0954797 Amd. 002	47.041	Engineering Grants	13,211	
Direct	CBET-1055846	47.041	Engineering Grants	122,175	
Direct	CBET-1064903 NSF Amendment 003 NCE	47.041	Engineering Grants	87,575	
Direct	CBET-1133167	47.041	Engineering Grants	7,991	
Direct	CBET-1209402 am 2	47.041	Engineering Grants	572,298	
Direct	CBET-1235714 NCE	47.041	Engineering Grants	13,571	
Direct	CBET-1262286	47.041	Engineering Grants	35,095	
Direct	CBET-1263987	47.041	Engineering Grants	122,908	
Direct	CBET-1264432	47.041	Engineering Grants	98,331	
Direct	CBET-1264782	47.041	Engineering Grants	131,914	
Direct	CBET-1307089	47.041	Engineering Grants	165,570	
Direct	CBET-1335936	47.041	Engineering Grants	68,104	
Direct	CBET-1336164	47.041	Engineering Grants	44,555	
Direct	CBET-1336659	47.041	Engineering Grants	27,618	
Direct	CBET-1341062	47.041	Engineering Grants	9,295	
Direct	CBET-1350709	47.041	Engineering Grants	161,170	
Direct	CBET-1350741	47.041	Engineering Grants	115,216	
Direct	CBET-1351303	47.041	Engineering Grants	78,746	
Direct	CBET-1361670	47.041	Engineering Grants	75,299	
Direct	CBET-1403564	47.041	Engineering Grants	66,657	
Direct	CBET-1412283	47.041	Engineering Grants	77,713	

(Continued)

**UNIVERSITY OF MINNESOTA**

**SCHEDULE OF EXPENDITURES OF FEDERAL AWARDS  
FOR THE YEAR ENDED JUNE 30, 2017**

Cluster, Agency, Subagency, Direct/ Pass-through, Pass-through Entity	Award #	CFDA#	CFDA Program Title	Federal Expenditures	Passed through to Subrecipients
Direct	CBET-1414483	47.041	Engineering Grants	\$ 71,107	\$
Direct	CBET-1434016	47.041	Engineering Grants	63,323	
Direct	CBET-1434148	47.041	Engineering Grants	18,679	
Direct	CBET-1437758	47.041	Engineering Grants	137,114	
Direct	CBET-1444745	47.041	Engineering Grants	2,312,819	1,105,959
Direct	CBET-1445650	47.041	Engineering Grants	39,013	58,242
Direct	CBET-1450956	47.041	Engineering Grants	154,776	
Direct	CBET-1510654	47.041	Engineering Grants	74,121	
Direct	CBET-1510674	47.041	Engineering Grants	69,361	
Direct	CBET-1606008	47.041	Engineering Grants	13,216	
Direct	CCF 1617884	47.070	Computer and Information Science and Engineering	92,134	
Direct	CCF 1651881	47.070	Computer and Information Science and Engineering	4,467	
Direct	CCF-1029711	47.070	Computer and Information Science and Engineering	88,311	
Direct	CCF-1162267	47.070	Computer and Information Science and Engineering	211,046	
Direct	CCF-1217751	47.070	Computer and Information Science and Engineering	18,166	
Direct	CCF-1255937	47.070	Computer and Information Science and Engineering	63,560	
Direct	CCF-1318093	47.070	Computer and Information Science and Engineering	74,417	
Direct	CCF-1318597	47.070	Computer and Information Science and Engineering	125,312	
Direct	CCF-1319107	47.070	Computer and Information Science and Engineering	124,876	
Direct	CCF-1408123	47.070	Computer and Information Science and Engineering	192,454	
Direct	CCF-1421606	47.070	Computer and Information Science and Engineering	81,551	
Direct	CCF-1423316	47.070	Computer and Information Science and Engineering	102,814	
Direct	CCF-1423407	47.070	Computer and Information Science and Engineering	112,015	
Direct	CCF-1438286	47.070	Computer and Information Science and Engineering	151,631	
Direct	CCF-1442686	47.070	Computer and Information Science and Engineering	136,424	
Direct	CCF-1451986	47.070	Computer and Information Science and Engineering	56,101	
Direct	CCF-1514056	47.070	Computer and Information Science and Engineering	73,329	19,190
Direct	CCF-1525194	47.070	Computer and Information Science and Engineering	110,661	
Direct	CCF-1525925	47.070	Computer and Information Science and Engineering	54,552	
Direct	CCF-1526434	47.070	Computer and Information Science and Engineering	72,742	
Direct	CCF-1553042	47.070	Computer and Information Science and Engineering	84,579	
Direct	CHE 1563324	47.049	Mathematical and Physical Sciences	124,914	
Direct	CHE 1665391	47.049	Mathematical and Physical Sciences	1,884	
Direct	CHE-1012440 Amd. 003	47.049	Mathematical and Physical Sciences	21,593	
Direct	CHE-1124752	47.049	Mathematical and Physical Sciences	49,525	
Direct	CHE-1151547	47.049	Mathematical and Physical Sciences	10,428	
Direct	CHE-1152998	47.049	Mathematical and Physical Sciences	33,149	
Direct	CHE-1213561	47.049	Mathematical and Physical Sciences	18,638	
Direct	CHE-1230691	47.049	Mathematical and Physical Sciences	394,496	180,326
Direct	CHE-1254621 Amend. No. 2	47.049	Mathematical and Physical Sciences	138,609	
Direct	CHE-1262479	47.049	Mathematical and Physical Sciences	43,175	
Direct	CHE-1265849	47.049	Mathematical and Physical Sciences	86,427	
Direct	CHE-1266320	47.049	Mathematical and Physical Sciences	24,053	
Direct	CHE-1308655	47.049	Mathematical and Physical Sciences	22,114	13,268
Direct	CHE-1352091	47.049	Mathematical and Physical Sciences	228,604	
Direct	CHE-1359181	47.049	Mathematical and Physical Sciences	71,006	
Direct	CHE-1361595	47.049	Mathematical and Physical Sciences	173,173	
Direct	CHE-1361766	47.049	Mathematical and Physical Sciences	205,725	
Direct	CHE-1361773	47.049	Mathematical and Physical Sciences	100,653	

(Continued)

**UNIVERSITY OF MINNESOTA**

**SCHEDULE OF EXPENDITURES OF FEDERAL AWARDS  
FOR THE YEAR ENDED JUNE 30, 2017**

Cluster, Agency, Subagency, Direct/ Pass-through, Pass-through Entity	Award #	CFDA#	CFDA Program Title	Federal Expenditures	Passed through to Subrecipients
Direct	CHE-1401375	47.049	Mathematical and Physical Sciences	\$ 11,202	\$
Direct	CHE-1413862	47.049	Mathematical and Physical Sciences	4,411,714	1,982,111
Direct	CHE-1464416	47.049	Mathematical and Physical Sciences	76,088	
Direct	CHE-1464536	47.049	Mathematical and Physical Sciences	187,500	
Direct	CHE-1518379	47.049	Mathematical and Physical Sciences	149,040	36,152
Direct	CHE-1552849 Am 002	47.049	Mathematical and Physical Sciences	133,429	
Direct	CMMI 1661666	47.041	Engineering Grants	6,153	
Direct	CMMI-1232655 nce	47.041	Engineering Grants	12,154	
Direct	CMMI-1234585 am 001	47.041	Engineering Grants	14,306	
Direct	CMMI-1254129	47.041	Engineering Grants	97,189	
Direct	CMMI-1254906	47.041	Engineering Grants	47,284	
Direct	CMMI-1266089	47.041	Engineering Grants	37,777	
Direct	CMMI-1300649	47.041	Engineering Grants	113,784	20,239
Direct	CMMI-1332228	47.041	Engineering Grants	97,827	
Direct	CMMI-1332680 am 002	47.041	Engineering Grants	34,254	
Direct	CMMI-1361868 am 002	47.041	Engineering Grants	129,923	44,213
Direct	cmmi-1362236	47.041	Engineering Grants	78,282	
Direct	CMMI-1363266	47.041	Engineering Grants	45,133	
Direct	CMMI-1363334	47.041	Engineering Grants	19,468	
Direct	CMMI-1428318	47.041	Engineering Grants	163,274	
Direct	CMMI-1434541	47.041	Engineering Grants	153,738	
Direct	CMMI-1435158 001 Amend 003	47.041	Engineering Grants	10,702	
Direct	CMMI-1454293	47.041	Engineering Grants	148,505	
Direct	CMMI-1462862	47.041	Engineering Grants	65,881	
Direct	CMMI-1563198	47.041	Engineering Grants	72,921	
Direct	CNS 1544721	47.070	Computer and Information Science and Engineering	81,098	
Direct	CNS-1028076	47.070	Computer and Information Science and Engineering	59,223	
Direct	CNS-1039741	47.070	Computer and Information Science and Engineering	640,060	
Direct	CNS-1117536	47.070	Computer and Information Science and Engineering	34,254	
Direct	CNS-1162405	47.070	Computer and Information Science and Engineering	140,346	
Direct	CNS-1217569	47.070	Computer and Information Science and Engineering	194,265	
Direct	CNS-1217572	47.070	Computer and Information Science and Engineering	190,627	
Direct	CNS-1223421 001	47.070	Computer and Information Science and Engineering	16,667	
Direct	CNS-1253581	47.070	Computer and Information Science and Engineering	86,210	
Direct	CNS-1305237	47.070	Computer and Information Science and Engineering	73,245	
Direct	CNS-1305401	47.070	Computer and Information Science and Engineering	94,206	
Direct	CNS-1314560	47.070	Computer and Information Science and Engineering	74,899	
Direct	CNS-1314637	47.070	Computer and Information Science and Engineering	339,851	89,290
Direct	CNS-1319333	47.070	Computer and Information Science and Engineering	147,512	
Direct	CNS-1329390	47.070	Computer and Information Science and Engineering	173,744	
Direct	CNS-1338042	47.070	Computer and Information Science and Engineering	70,981	9,569
Direct	CNS-1347226 Amend 003	47.070	Computer and Information Science and Engineering	34,701	
Direct	CNS-1411636	47.070	Computer and Information Science and Engineering	95,131	
Direct	CNS-1421913	47.070	Computer and Information Science and Engineering	7,081	
Direct	CNS-1441639	47.070	Computer and Information Science and Engineering	112,216	
Direct	CNS-1444021 Amend 1	47.070	Computer and Information Science and Engineering	193,870	
Direct	CNS-1646543	47.070	Computer and Information Science and Engineering	34,697	
Direct	DBI 1561390 Amendment 001	47.074	Biological Sciences	91,713	4,537
Direct	DBI 1561724 Amd 1	47.074	Biological Sciences	131,736	

(Continued)

**UNIVERSITY OF MINNESOTA**

**SCHEDULE OF EXPENDITURES OF FEDERAL AWARDS  
FOR THE YEAR ENDED JUNE 30, 2017**

Cluster, Agency, Subagency, Direct/ Pass-through, Pass-through Entity	Award #	CFDA#	CFDA Program Title	Federal Expenditures	Passed through to Subrecipients
Direct	DBI 1601461	47.074	Biological Sciences	\$ 1,594	\$
Direct	DBI-0953881	47.074	Biological Sciences	16,079	
Direct	DBI-1145789 NCE	47.074	Biological Sciences	78	
Direct	DBI-1147079	47.074	Biological Sciences	16,475	11,373
Direct	DBI-1359324	47.074	Biological Sciences	35,902	
Direct	DBI-1451007 NCE	47.074	Biological Sciences	75,898	
Direct	DBI-1458524	47.074	Biological Sciences	581,010	98,016
Direct	DEB-1019451	47.074	Biological Sciences	20,365	
Direct	DEB-1045608 NCE	47.074	Biological Sciences	108,172	
Direct	DEB-1051791 Amendment 012	47.074	Biological Sciences	89,484	
Direct	DEB-1053237 NCE	47.074	Biological Sciences	42,666	
Direct	DEB-1120064 Amend 1	47.074	Biological Sciences	125,611	
Direct	DEB-1142784	47.074	Biological Sciences	83,292	16,713
Direct	DEB-1234162 Amendment 008	47.074	Biological Sciences	1,012,074	23,103
Direct	DEB-1242531 Amend 4	47.074	Biological Sciences	53,553	
Direct	DEB-1255141 Amendment 002	47.074	Biological Sciences	60,348	
Direct	DEB-1257186 NCE	47.074	Biological Sciences	16,721	
Direct	DEB-1257462 NCE	47.074	Biological Sciences	161,667	
Direct	DEB-1311163 NCE	47.074	Biological Sciences	3,091	
Direct	DEB-1342872 Amendment 004	47.074	Biological Sciences	211,179	
Direct	DEB-1541312 NCE	47.074	Biological Sciences	42,521	
Direct	DEB-1542513 Amendment 001	47.074	Biological Sciences	87,242	
Direct	DEB-1554375	47.074	Biological Sciences	110,818	
Direct	DEB-1555997 Amendment 001	47.074	Biological Sciences	4,489	
Direct	DEB-1556529 Amendment 001	47.074	Biological Sciences	101,186	
Direct	DEB-1556649 Amendment 001	47.074	Biological Sciences	36,278	
Direct	DGE-1069104	47.076	Education and Human Resources	823,985	
Direct	DGE-1348264	47.076	Education and Human Resources	3,908,999	
Direct	DGE-1545300	47.076	Education and Human Resources	127,577	
Direct	DMR 1209578	47.049	Mathematical and Physical Sciences	20,812	
Direct	DMR 1609782	47.049	Mathematical and Physical Sciences	101,619	
Direct	DMR 1654318	47.049	Mathematical and Physical Sciences	7,764	
Direct	DMR 1708177	47.049	Mathematical and Physical Sciences	73	
Direct	DMR 1708874	47.049	Mathematical and Physical Sciences	4,243	
Direct	DMR-1007885	47.049	Mathematical and Physical Sciences	41,905	
Direct	DMR-1104368	47.049	Mathematical and Physical Sciences	162,485	
Direct	DMR-1151529 Amend. No. 003	47.049	Mathematical and Physical Sciences	129,237	
Direct	DMR-1206045	47.049	Mathematical and Physical Sciences	25,754	
Direct	DMR-1206459	47.049	Mathematical and Physical Sciences	147,288	
Direct	DMR-1263316	47.049	Mathematical and Physical Sciences	164,931	
Direct	DMR-1306734	47.049	Mathematical and Physical Sciences	47,970	
Direct	DMR-1307066	47.049	Mathematical and Physical Sciences	95,010	
Direct	DMR-1309578	47.049	Mathematical and Physical Sciences	61,866	
Direct	DMR-1309642	47.049	Mathematical and Physical Sciences	60,831	
Direct	DMR-1310000	47.049	Mathematical and Physical Sciences	6,186	
Direct	DMR-1310436	47.049	Mathematical and Physical Sciences	57,115	
Direct	DMR-1333669	47.049	Mathematical and Physical Sciences	158,759	
Direct	DMR-1352271	47.049	Mathematical and Physical Sciences	80,213	
Direct	DMR-1408211	47.049	Mathematical and Physical Sciences	199,457	

(Continued)



**UNIVERSITY OF MINNESOTA**

**SCHEDULE OF EXPENDITURES OF FEDERAL AWARDS  
FOR THE YEAR ENDED JUNE 30, 2017**

Cluster, Agency, Subagency, Direct/ Pass-through, Pass-through Entity	Award #	CFDA#	CFDA Program Title	Federal Expenditures	Passed through to Subrecipients
Direct	DMR-1410888	47.049	Mathematical and Physical Sciences	\$ 112,342	\$
Direct	DMR-1420013	47.049	Mathematical and Physical Sciences	3,037,994	
Direct	DMR-1511768	47.049	Mathematical and Physical Sciences	52,035	
Direct	DMR-1523036	47.049	Mathematical and Physical Sciences	96,568	
Direct	DMR-1554609	47.049	Mathematical and Physical Sciences	92,787	
Direct	DMR-1608238	47.049	Mathematical and Physical Sciences	68,363	
Direct	DMR-1608937	47.049	Mathematical and Physical Sciences	10,234	
Direct	DMS-0931945	47.049	Mathematical and Physical Sciences	36,390	6,874
Direct	DMS-0940366	47.049	Mathematical and Physical Sciences	23,576	
Direct	DMS-0955687	47.049	Mathematical and Physical Sciences	10,523	
Direct	DMS-0956072	47.049	Mathematical and Physical Sciences	1,562	
Direct	DMS-1105799	47.049	Mathematical and Physical Sciences	1,125	
Direct	DMS-1148634 Amend 005	47.049	Mathematical and Physical Sciences	269,075	
Direct	DMS-1159376	47.049	Mathematical and Physical Sciences	15,358	
Direct	DMS-1160569	47.049	Mathematical and Physical Sciences	8,859	
Direct	DMS-1161923	47.049	Mathematical and Physical Sciences	12,078	
Direct	DMS-1203201	47.049	Mathematical and Physical Sciences	58,526	
Direct	DMS-1206008	47.049	Mathematical and Physical Sciences	33,513	
Direct	DMS-1207037	47.049	Mathematical and Physical Sciences	17,678	
Direct	DMS-1207771	47.049	Mathematical and Physical Sciences	5,967	
Direct	DMS-1210400	47.049	Mathematical and Physical Sciences	30,007	
Direct	DMS-1211896	47.049	Mathematical and Physical Sciences	7,000	
Direct	DMS-1216366	47.049	Mathematical and Physical Sciences	1,133	
Direct	DMS-1220089	47.049	Mathematical and Physical Sciences	53,067	
Direct	DMS-1224362	47.049	Mathematical and Physical Sciences	31,660	
Direct	DMS-1301567	47.049	Mathematical and Physical Sciences	16,701	
Direct	DMS-1305004	47.049	Mathematical and Physical Sciences	22,568	
Direct	DMS-1308960	47.049	Mathematical and Physical Sciences	2,037	
Direct	DMS-1310096	47.049	Mathematical and Physical Sciences	16,112	
Direct	DMS-1310835	47.049	Mathematical and Physical Sciences	53,472	
Direct	DMS-1311740	47.049	Mathematical and Physical Sciences	52,126	
Direct	DMS-1311974	47.049	Mathematical and Physical Sciences	100,293	
Direct	DMS-1344235	47.049	Mathematical and Physical Sciences	92,147	
Direct	DMS-1349724	47.049	Mathematical and Physical Sciences	86,082	
Direct	DMS-1351590	47.049	Mathematical and Physical Sciences	67,224	
Direct	DMS-1352216	47.049	Mathematical and Physical Sciences	48,726	
Direct	DMS-1358659	47.049	Mathematical and Physical Sciences	44,868	
Direct	DMS-1362467 Amend 002	47.049	Mathematical and Physical Sciences	103,793	
Direct	DMS-1362980	47.049	Mathematical and Physical Sciences	25,355	
Direct	DMS-1406162	47.049	Mathematical and Physical Sciences	47,807	
Direct	DMS-1406238	47.049	Mathematical and Physical Sciences	55,505	
Direct	DMS-1406247	47.049	Mathematical and Physical Sciences	45,358	
Direct	DMS-1406279	47.049	Mathematical and Physical Sciences	63,638	
Direct	DMS-1415500	47.049	Mathematical and Physical Sciences	79,327	
Direct	DMS-1418386	47.049	Mathematical and Physical Sciences	93,983	
Direct	DMS-1418805	47.049	Mathematical and Physical Sciences	140,889	
Direct	DMS-1435372	47.049	Mathematical and Physical Sciences	123,164	
Direct	DMS-1440537	47.049	Mathematical and Physical Sciences	3,916	
Direct	DMS-1565388	47.049	Mathematical and Physical Sciences	65,761	

(Continued)

**UNIVERSITY OF MINNESOTA**

**SCHEDULE OF EXPENDITURES OF FEDERAL AWARDS  
FOR THE YEAR ENDED JUNE 30, 2017**

Cluster, Agency, Subagency, Direct/ Pass-through, Pass-through Entity	Award #	CFDA#	CFDA Program Title	Federal Expenditures	Passed through to Subrecipients
Direct	DMS-1659047	47.049	Mathematical and Physical Sciences	\$ 37,788	\$
Direct	DRL-1139501	47.076	Education and Human Resources	19,319	
Direct	DRL-1228868	47.076	Education and Human Resources	167,368	129,889
Direct	DRL-1335883	47.076	Education and Human Resources	52,216	40,149
Direct	DRL-1417777	47.076	Education and Human Resources	522,749	38,735
Direct	DRL-1420572	47.076	Education and Human Resources	110,842	
Direct	DRL-1422917	47.076	Education and Human Resources	70,263	10,192
Direct	DUE-1225608	47.076	Education and Human Resources	5,320	
Direct	DUE-1238140 Am. 005	47.076	Education and Human Resources	1,764,934	641,555
Direct	DUE-1355431	47.076	Education and Human Resources	70,987	32,724
Direct	DUE-1432383	47.076	Education and Human Resources	68,617	
Direct	DUE-1432414	47.076	Education and Human Resources	369,450	
Direct	DUE-1451245	47.076	Education and Human Resources	87,941	105,469
Direct	DUE-1504649	47.076	Education and Human Resources	128,050	
Direct	EAR-1057119	47.050	Geosciences	55,432	
Direct	EAR-1109762	47.050	Geosciences	97,708	
Direct	EAR-1123980	47.050	Geosciences	7,560	
Direct	EAR-1156984 am 0002	47.050	Geosciences	(270)	
Direct	EAR-1161023	47.050	Geosciences	112,670	
Direct	EAR-1214876	47.050	Geosciences	83,717	
Direct	EAR-1226265	47.050	Geosciences	17,301	
Direct	EAR-1242458 am 003	47.050	Geosciences	45,621	36,144
Direct	EAR-1245135 am 002	47.050	Geosciences	22,114	
Direct	EAR-1246761 am 016	47.050	Geosciences	573,757	324,220
Direct	EAR-1253198	47.050	Geosciences	88,908	
Direct	EAR-1254928	47.050	Geosciences	2,156	
Direct	EAR-1262945	47.050	Geosciences	2,980	
Direct	EAR-1265428	47.050	Geosciences	140,531	
Direct	EAR-1315845	47.050	Geosciences	27,720	
Direct	EAR-1316385	47.050	Geosciences	9,898	
Direct	EAR-1318593 nce	47.050	Geosciences	15,286	
Direct	EAR-1319361	47.050	Geosciences	16,473	
Direct	EAR-1337693	47.050	Geosciences	20,194	
Direct	EAR-1338262	47.050	Geosciences	26,299	
Direct	EAR-1338322	47.050	Geosciences	922,034	
Direct	EAR-1339505	47.050	Geosciences	350,177	
Direct	EAR-1345060	47.050	Geosciences	69,740	
Direct	EAR-1347309	47.050	Geosciences	28,195	
Direct	EAR-1347908	47.050	Geosciences	63,004	
Direct	EAR-1348066	47.050	Geosciences	234,758	
Direct	EAR-1405030	47.050	Geosciences	32,567	
Direct	EAR-1405048	47.050	Geosciences	13,069	
Direct	EAR-1424127	47.050	Geosciences	42,213	
Direct	EAR-1426772	47.050	Geosciences	79,734	
Direct	EAR-1447035	47.050	Geosciences	42,543	
Direct	EAR-1462347 Amendment 003	47.050	Geosciences	39,640	
Direct	EAR-1502740	47.050	Geosciences	18,303	
Direct	EAR-1550805	47.050	Geosciences	32,427	
Direct	EAR-1550913	47.050	Geosciences	172,597	

(Continued)

**UNIVERSITY OF MINNESOTA**

**SCHEDULE OF EXPENDITURES OF FEDERAL AWARDS  
FOR THE YEAR ENDED JUNE 30, 2017**

Cluster, Agency, Subagency, Direct/ Pass-through, Pass-through Entity	Award #	CFDA#	CFDA Program Title	Federal Expenditures	Passed through to Subrecipients
Direct	EAR-1551311	47.050	Geosciences	\$ 52,565	\$
Direct	EAR-1602788	47.050	Geosciences	1,973	
Direct	EAR-1620582	47.050	Geosciences	41,462	
Direct	EAR-1624691	47.050	Geosciences	35,776	
Direct	EAR-1625422	47.050	Geosciences	211,442	
Direct	EAR-1629734	47.050	Geosciences	1,572	
Direct	EAR-1642268	47.050	Geosciences	103,475	
Direct	EAR-1645384	47.050	Geosciences	25,913	
Direct	EAR-1660603	47.050	Geosciences	11,765	
Direct	EAR-1660873	47.050	Geosciences	6,778	
Direct	ECCS 1453921	47.041	Engineering Grants	29,925	
Direct	ECCS 1608961	47.041	Engineering Grants	46,035	
Direct	ECCS 1610333	47.041	Engineering Grants	125,071	
Direct	ECCS-1150147	47.041	Engineering Grants	77,345	
Direct	ECCS-1202329	47.041	Engineering Grants	1,086	
Direct	ECCS-1231504	47.041	Engineering Grants	4,014	
Direct	ECCS-1232064	47.041	Engineering Grants	53,282	
Direct	ECCS-1307601	47.041	Engineering Grants	57,383	
Direct	ECCS-1341336	47.041	Engineering Grants	37,242	
Direct	ECCS-1343248	47.041	Engineering Grants	109,774	
Direct	ECCS-1351002	47.041	Engineering Grants	48,429	
Direct	ECCS-1407473	47.041	Engineering Grants	(14,212)	
Direct	ECCS-1407903	47.041	Engineering Grants	82,006	
Direct	ECCS-1407958	47.041	Engineering Grants	53,764	
Direct	ECCS-1500713	47.041	Engineering Grants	101,440	
Direct	ECCS-1508993	47.041	Engineering Grants	43,826	
Direct	ECCS-1509040	47.041	Engineering Grants	42,927	
Direct	ECCS-1509277	47.041	Engineering Grants	54,648	
Direct	ECCS-1509387	47.041	Engineering Grants	40,840	
Direct	ECCS-1509543 Amendment 001	47.041	Engineering Grants	137,618	
Direct	ECCS-1542202	47.041	Engineering Grants	1,008,927	62,621
Direct	ECCS-1624474	47.041	Engineering Grants	10,000	
Direct	EEC-0540834 amendment 028	47.041	Engineering Grants	1,651,636	836,295
Direct	EF-1114845 NCE	47.074	Biological Sciences	46,476	
Direct	EF-1241895	47.074	Biological Sciences	410,726	
Direct	EF-1340413	47.074	Biological Sciences	68,190	
Direct	EF-1400435	47.074	Biological Sciences	19,438	
Direct	EF-1638519 Amendment 002	47.074	Biological Sciences	22,778	
Direct	EFRI-0937706	47.041	Engineering Grants	958	
Direct	EFRI-1038294 nce	47.041	Engineering Grants	2,638	
Direct	GEO-1231325	47.050	Geosciences	220,148	148,279
Direct	HRD-1201983	47.076	Education and Human Resources	609,423	295,840
Direct	HRD-1348557	47.076	Education and Human Resources	41,813	
Direct	HRD-1540661	47.076	Education and Human Resources	70,563	
Direct	HST-GO-13377.01-A	47.CXX	Contract-National Science Foundation	4,030	
Direct	ICER-1342944 nce	47.050	Geosciences	5,873	
Direct	ICER-1643277	47.050	Geosciences	786	
Direct	IIP 1736066	47.041	Engineering Grants	34,928	
Direct	IIP 1743428	47.041	Engineering Grants	4,837	

(Continued)

**UNIVERSITY OF MINNESOTA**

**SCHEDULE OF EXPENDITURES OF FEDERAL AWARDS  
FOR THE YEAR ENDED JUNE 30, 2017**

Cluster, Agency, Subagency, Direct/ Pass-through, Pass-through Entity	Award #	CFDA#	CFDA Program Title	Federal Expenditures	Passed through to Subrecipients
Direct	IIP-0934327	47.041	Engineering Grants	\$ 77,561	\$
Direct	IIP-0934396	47.041	Engineering Grants	33,533	
Direct	IIP-1318201	47.041	Engineering Grants	62,743	55,717
Direct	IIP-1332133	47.041	Engineering Grants	7,034	
Direct	IIP-1414053 am 002	47.041	Engineering Grants	16,376	
Direct	IIP-1414153	47.041	Engineering Grants	113,339	
Direct	IIP-1432957	47.041	Engineering Grants	20,173	
Direct	IIP-1439728 Am 6	47.041	Engineering Grants	260,011	
Direct	IIS 1619177	47.070	Computer and Information Science and Engineering	69,500	
Direct	IIS-0952977	47.070	Computer and Information Science and Engineering	88,709	
Direct	IIS-0953274	47.070	Computer and Information Science and Engineering	77,617	
Direct	IIS-1054783	47.070	Computer and Information Science and Engineering	82,792	
Direct	IIS-1111201	47.070	Computer and Information Science and Engineering	54,811	
Direct	IIS-1111638	47.070	Computer and Information Science and Engineering	310,460	
Direct	IIS-1116719	47.070	Computer and Information Science and Engineering	3,872	
Direct	IIS-1149697 Amendment 004	47.070	Computer and Information Science and Engineering	135,020	
Direct	IIS-1162131 Amend. 004	47.070	Computer and Information Science and Engineering	18,303	
Direct	IIS-1210863	47.070	Computer and Information Science and Engineering	9,395	
Direct	IIS-1218058	47.070	Computer and Information Science and Engineering	29,352	
Direct	IIS-1218168	47.070	Computer and Information Science and Engineering	148,419	
Direct	IIS-1218826	47.070	Computer and Information Science and Engineering	154,444	
Direct	IIS-1231525	47.070	Computer and Information Science and Engineering	44,641	
Direct	IIS-1247632	47.070	Computer and Information Science and Engineering	244,567	
Direct	IIS-1248269	47.070	Computer and Information Science and Engineering	13,249	
Direct	IIS-1251069	47.070	Computer and Information Science and Engineering	155,654	21,960
Direct	IIS-1317788	47.070	Computer and Information Science and Engineering	133,002	
Direct	IIS-1319382	47.070	Computer and Information Science and Engineering	102,089	
Direct	IIS-1319749	47.070	Computer and Information Science and Engineering	94,523	
Direct	IIS-1320580	47.070	Computer and Information Science and Engineering	87,341	
Direct	IIS-1328722	47.070	Computer and Information Science and Engineering	91,580	
Direct	IIS-1344135	47.070	Computer and Information Science and Engineering	33,564	4,402
Direct	IIS-1355072 Amend 3	47.070	Computer and Information Science and Engineering	11,951	
Direct	IIS-1422557	47.070	Computer and Information Science and Engineering	164,379	
Direct	IIS-1422802 Am 2	47.070	Computer and Information Science and Engineering	108,499	
Direct	IIS-1427014	47.070	Computer and Information Science and Engineering	288,971	
Direct	IIS-1447566	47.070	Computer and Information Science and Engineering	112,216	
Direct	IIS-1447788	47.070	Computer and Information Science and Engineering	274,652	
Direct	IOS 1556674	47.074	Biological Sciences	48,023	
Direct	IOS-1121425 NCE	47.074	Biological Sciences	93,070	
Direct	IOS-1237931 NCE	47.074	Biological Sciences	720,863	515,070
Direct	IOS-1237993 NCE	47.074	Biological Sciences	605,245	185,031
Direct	IOS-1238812 Mod 1	47.074	Biological Sciences	316,101	
Direct	IOS-1256799	47.074	Biological Sciences	116,877	
Direct	IOS-1256992 Grantee Approved NCE	47.074	Biological Sciences	68,277	
Direct	IOS-1257571 NCE	47.074	Biological Sciences	18,238	
Direct	IOS-1339209	47.074	Biological Sciences	359,533	
Direct	IOS-1339393	47.074	Biological Sciences	336,976	81,284
Direct	IOS-1353854 NCE	47.074	Biological Sciences	192,206	
Direct	IOS-1354737 NCE	47.074	Biological Sciences	143,168	

(Continued)

**UNIVERSITY OF MINNESOTA**

**SCHEDULE OF EXPENDITURES OF FEDERAL AWARDS  
FOR THE YEAR ENDED JUNE 30, 2017**

Cluster, Agency, Subagency, Direct/ Pass-through, Pass-through Entity	Award #	CFDA#	CFDA Program Title	Federal Expenditures	Passed through to Subrecipients
Direct	IOS-1354745	47.074	Biological Sciences	\$ 30,287	\$
Direct	IOS-1354809 Amendment No. 001	47.074	Biological Sciences	185,717	
Direct	IOS-1361554 Grantee Approved NCE	47.074	Biological Sciences	66,160	
Direct	IOS-1452831 Amendment 002	47.074	Biological Sciences	149,997	
Direct	IOS-1601493	47.074	Biological Sciences	3,453	
Direct	IOS-1656318	47.074	Biological Sciences	5,780	
Direct	MCB 1613677	47.074	Biological Sciences	80,792	
Direct	MCB 1613809 Amendment 001	47.074	Biological Sciences	139,867	
Direct	MCB 1615538	47.074	Biological Sciences	85,793	
Direct	MCB-1024963 Amd 004	47.074	Biological Sciences	100,291	
Direct	MCB-1158089 NCE	47.074	Biological Sciences	(2,818)	
Direct	MCB-1252533 Amendment 001	47.074	Biological Sciences	13,167	
Direct	MCB-1264429 NCE	47.074	Biological Sciences	103,923	
Direct	MCB-1344188 Amendment 005	47.074	Biological Sciences	159,096	
Direct	MCB-1518058 Amendment 002	47.074	Biological Sciences	210,306	
Direct	MCB-1616854	47.074	Biological Sciences	118,995	
Direct	OCE-1208291 Amendment 7	47.050	Geosciences	257,914	
Direct	OCE-1219153, 002	47.050	Geosciences	81,930	
Direct	OCE-1232704	47.050	Geosciences	34,245	
Direct	OCE-1233903	47.050	Geosciences	4,000	
Direct	OCE-1304148	47.050	Geosciences	21,899	
Direct	OCE-1317333	47.050	Geosciences	48,498	
Direct	OCE-1341063	47.050	Geosciences	79,287	
Direct	OCE-1426695	47.050	Geosciences	68,766	
Direct	OCE-1434352	47.050	Geosciences	33,564	
Direct	OCE-1434798	47.050	Geosciences	166,919	
Direct	OCE-1434886	47.050	Geosciences	138,486	
Direct	OCE-1526323	47.050	Geosciences	21,614	
Direct	OCE-1623799 001	47.050	Geosciences	15,482	
Direct	OCE-1624693	47.050	Geosciences	89,170	
Direct	OCE-1635560	47.050	Geosciences	127,930	
Direct	OCE-1638454	47.050	Geosciences	40,345	
Direct	OCI-0940818 Amd 11	47.080	Office of Cyberinfrastructure	649,244	52,989
Direct	OISE-1243535	47.079	Office of International Science and Engineering	441,701	245,315
Direct	PHY-1205957	47.049	Mathematical and Physical Sciences	25,454	
Direct	PHY-1255410 am 004	47.049	Mathematical and Physical Sciences	38,493	
Direct	PHY-1306944	47.049	Mathematical and Physical Sciences	2,289	
Direct	PHY-1344251	47.049	Mathematical and Physical Sciences	121,160	
Direct	PHY-1344265	47.049	Mathematical and Physical Sciences	140,881	41,033
Direct	PHY-1407326	47.049	Mathematical and Physical Sciences	88,059	
Direct	PHY-1419240	47.049	Mathematical and Physical Sciences	45,024	
Direct	PHY-1460141	47.049	Mathematical and Physical Sciences	10,006	
Direct	PHY-1505870	47.049	Mathematical and Physical Sciences	146,744	
Direct	PLR 1638970	47.050	Geosciences	154,480	
Direct	PLR-1313158	47.050	Geosciences	15,821	
Direct	PLR-1419935 006	47.050	Geosciences	709,611	85,711
Direct	PLR-1445850	47.050	Geosciences	34,302	
Direct	PLR-1559691	47.050	Geosciences	2,306,716	270,460
Direct	SES-1225914	47.075	Social, Behavioral, and Economic Sciences	492	

(Continued)

**UNIVERSITY OF MINNESOTA**

**SCHEDULE OF EXPENDITURES OF FEDERAL AWARDS  
FOR THE YEAR ENDED JUNE 30, 2017**

Cluster, Agency, Subagency, Direct/ Pass-through, Pass-through Entity	Award #	CFDA#	CFDA Program Title	Federal Expenditures	Passed through to Subrecipients
Direct	SES-1261670	47.075	Social, Behavioral, and Economic Sciences	\$ 13,786	\$
Direct	SES-1324875	47.075	Social, Behavioral, and Economic Sciences	216,076	
Direct	SES-1357452 Amd 6	47.075	Social, Behavioral, and Economic Sciences	1,213,383	
Direct	SES-1357877	47.075	Social, Behavioral, and Economic Sciences	63,159	
Direct	SMA-1338489	47.075	Social, Behavioral, and Economic Sciences	54,015	
Direct	SMA-1415206	47.075	Social, Behavioral, and Economic Sciences	152,413	
Passthrough:					
Adventium Labs	7004-001-001-006	47.041	Engineering Grants	9,208	
American Physical Society	MOU_APS Dahlberg	47.UXX	Unid CFDA-National Science Foundation	4,140	
American Physical Society	OMG-2017-2	47.049	Mathematical and Physical Sciences	4,825	
Arizona State University	SA15-704-15-1	47.070	Computer and Information Science and Engineering	(403)	
Carnegie Institution for Science	6-10392-01 Amendment 1 NCE	47.074	Biological Sciences	9,724	
Carnegie Mellon University	1121550-259747	47.079	Office of International Science and Engineering	230,384	
Colorado State University	G-35866-1 / DEB-1413925	47.074	Biological Sciences	81,183	
Columbia University	2(GG008898)/PO G04491	47.050	Geosciences	45	
Consortium for Ocean Leadership	BA-90	47.050	Geosciences	142	
Cornell University	67364-10063	47.074	Biological Sciences	6,587	
Cornell University	73690-10507 Amendment #2	47.074	Biological Sciences	213,276	
Cornell University	76961-10788	47.074	Biological Sciences	253,272	
Dakota County Technical College	UM_DCTC	47.076	Education and Human Resources	(106,832)	
Dakota County Technical College	UM_DCTC PO 56712	47.076	Education and Human Resources	164,791	
Dynation LLC	UMN 1	47.041	Engineering Grants	13,410	
General Probiotics, Inc	1	47.041	Engineering Grants	4,946	
Georgia State University	SP0010602-11 Amend. No. 4	47.076	Education and Human Resources	32,845	
Iowa State University	420-72-24	47.041	Engineering Grants	187,437	
Johns Hopkins University	2003129510	47.075	Social, Behavioral, and Economic Sciences	4,380	
Kansas State University	S15204	47.074	Biological Sciences	141,360	
Koronis Biomedical Technologies Corp	KBT15-NSFCOGLARNING-03	47.041	Engineering Grants	8,964	
Maricopa Community Colleges	GCC02 - 100027921 am 1	47.076	Education and Human Resources	154,226	
Massachusetts Institute of Technology	5710003985	47.076	Education and Human Resources	19,227	
Michigan State University	RC104177UMINN	47.049	Mathematical and Physical Sciences	11,689	
Michigan Technological University	Sub #1603040Z4 PO # P0098194	47.041	Engineering Grants	32,759	
Oregon State University	S1635A-A	47.074	Biological Sciences	15,177	
Princeton University	SUB0000188	47.074	Biological Sciences	48,128	
Purdue University	NEES-4101-31877 Am 30	47.041	Engineering Grants	(157)	
Raytheon Company	9500012169	47.070	Computer and Information Science and Engineering	3,925	
Salish Kootenai College	24-170-UMTC	47.076	Education and Human Resources	2,529	
The Actives Factory	sub under IIP-1549685	47.041	Engineering Grants	135,000	
The Concord Consortium Incorporated	259-01.01 Amd 3	47.076	Education and Human Resources	70,295	
The University of Georgia	RC371-229-4941826	47.074	Biological Sciences	(1,212)	
The University of Georgia	RC371-288/S000903	47.074	Biological Sciences	256,628	
The University of Georgia	RR093-430/S001244 Amendment #1	47.074	Biological Sciences	3,193	
The University of Georgia	RR272-815/S054236	47.074	Biological Sciences	18,906	
The University of Texas at Austin	UTA13-000850	47.050	Geosciences	15,055	
The University of Texas at Dallas	1503120	47.075	Social, Behavioral, and Economic Sciences	40,449	
Twin Cities Public Television (TPT)	21231-01-03652	47.076	Education and Human Resources	2,112	
University of California, Berkeley	00008796 - PO# BB00544131	47.049	Mathematical and Physical Sciences	167,272	
University of California, San Diego	79408827	47.074	Biological Sciences	64,623	
University of Florida	UFDSP00010481	47.076	Education and Human Resources	15,340	

(Continued)

**UNIVERSITY OF MINNESOTA**

**SCHEDULE OF EXPENDITURES OF FEDERAL AWARDS  
FOR THE YEAR ENDED JUNE 30, 2017**

Cluster, Agency, Subagency, Direct/ Pass-through, Pass-through Entity	Award #	CFDA#	CFDA Program Title	Federal Expenditures	Passed through to Subrecipients
University of Hawaii at Manoa	MA160003	47.041	Engineering Grants	\$ 31,619	\$
University of Illinois at Urbana-Champaign	10567	47.070	Computer and Information Science and Engineering	14,875	
University of Massachusetts Boston	S 2013 20541	47.076	Education and Human Resources	9,202	
University of Michigan	3002828346	47.049	Mathematical and Physical Sciences	81,798	
University of Michigan	3003844102	47.050	Geosciences	2,734	
University of Michigan	3004214949	47.041	Engineering Grants	7,790	
University of Michigan	3004398900	47.075	Social, Behavioral, and Economic Sciences	531	
University of Notre Dame	PHY-1219444	47.049	Mathematical and Physical Sciences	4,796	
University of Pennsylvania	555729	47.070	Computer and Information Science and Engineering	92	
University of Pennsylvania	CBET-1449337 - PO#3398631	47.041	Engineering Grants	86,962	
University of Texas Rio Grande Valley	1523577 (1)	47.049	Mathematical and Physical Sciences	68,070	
University of Wisconsin-Madison	600K110 Amendment 2	47.074	Biological Sciences	116,562	
University of Wisconsin-Madison	631K050 PTE Fed#1503408 Am 1	47.049	Mathematical and Physical Sciences	585,317	
University of Wisconsin-Madison	695K785 Amendment 1	47.076	Education and Human Resources	22,316	
University of Wisconsin-River Falls	2014-200	47.076	Education and Human Resources	10,967	
Washington State University	118359 G003146	47.049	Mathematical and Physical Sciences	20,911	
Washington University in St Louis	WU-16-283 PO#2929257A Amend 1	47.074	Biological Sciences	23,724	
Washington University in St Louis	WU-17-125 / PO# 2928138C	47.041	Engineering Grants	71,573	
Wright State University	No Award Number	47.041	Engineering Grants	3,351	
ZBH Enterprises LLC	1549713	47.041	Engineering Grants	57,669	
Total Research and Development Cluster				<u>486,987,551</u>	<u>85,137,910</u>
<b>Student Financial Assistance</b>					
<b>Department of Agriculture, National Institute of Food and Agriculture</b>					
Direct	NS Prog - CFANS Grad Opportunity Fellow	10.203	Payments to Agricultural Experiment Stations Under the Hatch Act	42,792	
<b>Department of Education</b>					
Direct		84.007	Federal Supplemental Educational Opportunity Grants	4,578,760	
Direct		84.033	Federal Work-Study Program	2,895,858	
Direct		84.063	Federal Pell Grant Program	41,490,904	
Direct		84.268	Federal Direct Student Loans	378,449,721	
Direct		84.379	Teacher Education Assistance for College and Higher Education Grants (TEACH Grants)	146,390	
<b>Department of Health and Human Services</b>					
Direct		93.342	Health Professions Student Loans, Including Primary Care Loans/Loans for Disadvantaged Students	2,597,107	
Total Student Financial Assistance				<u>430,201,532</u>	<u>-</u>

(Continued)

**UNIVERSITY OF MINNESOTA**

**SCHEDULE OF EXPENDITURES OF FEDERAL AWARDS  
FOR THE YEAR ENDED JUNE 30, 2017**

Cluster, Agency, Subagency, Direct/ Pass-through, Pass-through Entity	Award #	CFDA#	CFDA Program Title	Federal Expenditures	Passed through to Subrecipients
<b>477 Cluster</b>					
<b>Department of Health and Human Services, Administration for Children and Families</b>					
Direct	90YE0166-01-00	93.575	Child Care and Development Block Grant	\$ 97,536	\$
Passthrough:					
City of Minneapolis	2015G996115/C-40569 FAN 63-3	93.558	Temporary Assistance for Needy Families	6,919	
MN Department of Health	65766 AMD#2	93.558	Temporary Assistance for Needy Families	177,137	
MN Department of Human Services	114205	93.575	Child Care and Development Block Grant	13,117	
MN Department of Human Services	94070	93.575	Child Care and Development Block Grant	284,135	
MN Department of Human Services	GRK% 110808 Am1	93.569	Community Services Block Grant	250,008	
MN Department of Human Services	GRK%79637	93.558	Temporary Assistance for Needy Families	272,675	
			Total 477 Cluster	<u>1,101,527</u>	<u>-</u>
<b>Child Nutrition Cluster</b>					
<b>Department of Agriculture, Food and Nutrition Service</b>					
Passthrough:					
MN Department of Education	No Award Number	10.559	Summer Food Service Program for Children	<u>19,889</u>	
			Total Child Nutrition Cluster	<u>19,889</u>	<u>-</u>
<b>Federal Transit Cluster</b>					
<b>Department of Transportation, Federal Transit Administration (FTA)</b>					
Passthrough:					
MN Metropolitan Council	SG-2014-077 / MPO 8592 RPO 199018	20.507	Federal Transit_Formula Grants	55,092	23,458
MN Metropolitan Council	SG-2016-007	20.507	Federal Transit_Formula Grants	43,708	16,083
MN Metropolitan Council	SG-2016-008	20.507	Federal Transit_Formula Grants	<u>47,311</u>	
			Total Federal Transit Cluster	<u>146,111</u>	<u>39,541</u>
<b>Health Center Program Cluster</b>					
<b>Department of Health and Human Services, Health Resources and Services Administration</b>					
Direct	6 H80CS00241-15-10	93.224	Consolidated Health Centers (Community Health Centers, Migrant Health Centers, Health Care for the Homeless, and Public Housing Primary Care)	1,484,088	48,197
Direct	6 H80CS00241-16-02	93.224	Consolidated Health Centers (Community Health Centers, Migrant Health Centers, Health Care for the Homeless, and Public Housing Primary Care)	<u>854,937</u>	
			Total Health Center Program Cluster	<u>2,339,025</u>	<u>48,197</u>
<b>Highway Planning and Construction Cluster</b>					
<b>Department of Transportation, Federal Highway Administration (FHWA)</b>					
Direct	DTFH6114H00005 am 2	20.205	Highway Planning and Construction	<u>244,288</u>	<u>136,381</u>
			Total Highway Planning and Construction Cluster	<u>244,288</u>	<u>136,381</u>

(Continued)



**UNIVERSITY OF MINNESOTA**

**SCHEDULE OF EXPENDITURES OF FEDERAL AWARDS  
FOR THE YEAR ENDED JUNE 30, 2017**

Cluster, Agency, Subagency, Direct/ Pass-through, Pass-through Entity	Award #	CFDA#	CFDA Program Title	Federal Expenditures	Passed through to Subrecipients
<b>Highway Safety Cluster</b>					
<b>Department of Transportation, National Highway Traffic Safety Administration (NHTSA)</b>					
Passthrough:					
City of Duluth	Damion# 2016-10765 22990	20.600	State and Community Highway Safety	\$ 4,834	\$
Duluth Police Dept	22331	20.600	State and Community Highway Safety	1,122	
Duluth Police Dept	Damion 2015-10037 22741	20.600	State and Community Highway Safety	(667)	
MN Department of Public Safety	A-ADMIN16-2016-UMREGENTS-00002	20.600	State and Community Highway Safety	27,763	
MN Department of Public Safety	A-ADMIN17-2017-UMREGENTS-002	20.600	State and Community Highway Safety	<u>55,422</u>	
			Total Highway Safety Cluster	<u>88,474</u>	<u>-</u>
<b>Hurricane Sandy Relief Cluster</b>					
<b>Department of Health and Human Services</b>					
Passthrough:					
Mount Sinai School of Medicine	0254-5881-4609	93.095	HHS Programs for Disaster Relief Appropriations Act - Non Construction	<u>102,792</u>	
			Total Hurricane Sandy Relief Cluster	<u>102,792</u>	<u>-</u>
<b>Medicaid Cluster</b>					
<b>Department of Health and Human Services, Centers for Medicare and Medicaid Services</b>					
Passthrough:					
MN Department of Human Services	PTK%79437	93.778	Medical Assistance Program	<u>1,134,330</u>	<u>66,107</u>
			Total Medicaid Cluster	<u>1,134,330</u>	<u>66,107</u>
<b>SNAP Cluster</b>					
<b>Department of Agriculture, Food and Nutrition Service</b>					
Passthrough:					
MN Department of Human Services	GRK%101660 / 300040535	10.561	State Administrative Matching Grants for the Supplemental Nutrition Assistance Program	5,952,651	819,866
MN Department of Human Services	GRK%116730 / 300049222	10.561	State Administrative Matching Grants for the Supplemental Nutrition Assistance Program	<u>2,535,953</u>	
			Total SNAP Cluster	<u>8,488,604</u>	<u>819,866</u>
<b>Special Education Cluster (IDEA)</b>					
<b>Department of Education, Office of Special Education and Rehabilitative Services</b>					
Passthrough:					
MN Department of Education	103568	84.173	Special Education_Preschool Grants	<u>151,986</u>	
			Total Special Education Cluster (IDEA)	<u>151,986</u>	<u>-</u>

(Continued)

**UNIVERSITY OF MINNESOTA**

**SCHEDULE OF EXPENDITURES OF FEDERAL AWARDS  
FOR THE YEAR ENDED JUNE 30, 2017**

Cluster, Agency, Subagency, Direct/ Pass-through, Pass-through Entity	Award #	CFDA#	CFDA Program Title	Federal Expenditures	Passed through to Subrecipients
<b>TRIO Cluster</b>					
<b>Department of Education, Office of Postsecondary Education</b>					
Direct	P042A111118-13 Action 8	84.042	TRIO_Student Support Services	\$ 47,847	\$
Direct	P042A150142	84.042	TRIO_Student Support Services	233,225	
Direct	P042A160173	84.042	TRIO_Student Support Services	259,893	
Direct	P047A121773 - 15	84.047	TRIO_Upward Bound	545,983	
Direct	P047A141195 - 17 Action 5	84.047	TRIO_Upward Bound	518,391	
Direct	P217A120098-16	84.217	TRIO_McNair Post-Baccalaureate Achievement	332,131	
			Total TRIO Cluster	<u>1,937,470</u>	<u>-</u>
			Total Clustered Programs	<u>932,943,579</u>	<u>86,248,002</u>
<b>NON CLUSTERED PROGRAMS</b>					
<b>Operations &amp; Maintenance</b>					
<b>Department of Homeland Security</b>					
Direct	NS Prog Glensheen Flood Clean-up	97.CXX	Contract-Department of Homeland Security	<u>153,403</u>	
			Total Operations & Maintenance	<u>153,403</u>	<u>-</u>
<b>Public Service</b>					
<b>Agency for International Development</b>					
Direct	AID-OAA-A-15-00014 MOD#10	98.001	USAID Foreign Assistance for Programs Overseas	14,467,333	10,450,316
Passthrough:					
World Learning, Inc	S03-AID-167-A-14-00002	98.001	USAID Foreign Assistance for Programs Overseas	164,167	
<b>Corporation for National and Community Service</b>					
Direct	14SRNMN003	94.002	Retired and Senior Volunteer Program	48,632	
Direct	17SRNMN001	94.002	Retired and Senior Volunteer Program	9,988	
Passthrough:					
Pillsbury United Communities	2016-17	94.006	AmeriCorps	3,636	
<b>Department of Agriculture</b>					
Direct	13-PA-11090900-044	10.CXX	Contract-Department of Agriculture	10,340	
Direct	14-DG-11132762-393	10.CXX	Contract-Department of Agriculture	122,346	
Direct	14-DG-11132762-443	10.UXX	Unid CFDA-Department of Agriculture	162,252	
Direct	15-9100-1450-CA	10.CXX	Contract-Department of Agriculture	29,326	
Direct	15-9100-1493-CA	10.CXX	Contract-Department of Agriculture	114,082	
Direct	15-9100-1494-CA	10.CXX	Contract-Department of Agriculture	207,453	
Direct	15-9100-1495-CA	10.CXX	Contract-Department of Agriculture	151,718	
Direct	16-9227-0471-CA	10.CXX	Contract-Department of Agriculture	225,385	
Direct	16-9794-2530-CA	10.CXX	Contract-Department of Agriculture	54,571	
Direct	16-9794-2535-CA	10.CXX	Contract-Department of Agriculture	154,472	
Direct	16-9794-2536-CA	10.CXX	Contract-Department of Agriculture	464,344	
Direct	16-CS-11090900-017	10.CXX	Contract-Department of Agriculture	5,511	
Direct	AG-32SD-P-17-0097	10.CXX	Contract-Department of Agriculture	5,000	
Passthrough:					
MN Department of Agriculture	101532 / PO#17604	10.CXX	Contract-Department of Agriculture	5,471	

(Continued)

**UNIVERSITY OF MINNESOTA**

**SCHEDULE OF EXPENDITURES OF FEDERAL AWARDS  
FOR THE YEAR ENDED JUNE 30, 2017**

Cluster, Agency, Subagency, Direct/ Pass-through, Pass-through Entity	Award #	CFDA#	CFDA Program Title	Federal Expenditures	Passed through to Subrecipients
<b>Department of Agriculture, Agricultural Marketing Service</b>					
Direct	16FMPPMN0025	10.168	Farmers' Market and Local Food Promotion Program	\$ 26,759	\$
Passthrough:					
MN Department of Agriculture	103829 / 18082	10.170	Specialty Crop Block Grant Program - Farm Bill	31,306	
MN Department of Agriculture	Grant # 86195 / PO # 13974	10.170	Specialty Crop Block Grant Program - Farm Bill	25,856	
MN Department of Agriculture	SWIFT 117304 / PO 21765	10.170	Specialty Crop Block Grant Program - Farm Bill	14,493	
MN Department of Agriculture	SWIFT 117413 / PO 21786	10.170	Specialty Crop Block Grant Program - Farm Bill	25,788	
<b>Department of Agriculture, Animal and Plant Health Inspection Service</b>					
Direct	15-9419-0268-CA	10.025	Plant and Animal Disease, Pest Control, and Animal Care	80,987	
Direct	15-9794-2502-CA	10.025	Plant and Animal Disease, Pest Control, and Animal Care	150,761	
Direct	16-9419-0268-CA	10.025	Plant and Animal Disease, Pest Control, and Animal Care	150,697	
Passthrough:					
Sustainable Conservation	6101-3	10.025	Plant and Animal Disease, Pest Control, and Animal Care	360	
<b>Department of Agriculture, Economic Research Service</b>					
Direct	58-3000-5-0054 Amd 2	10.250	Agricultural and Rural Economic Research, Cooperative Agreements and Collaborations	2,000	
Direct	58-3000-6-0037	10.250	Agricultural and Rural Economic Research, Cooperative Agreements and Collaborations	4,057	
Direct	59-1000-6-0073 Amd 1	10.250	Agricultural and Rural Economic Research, Cooperative Agreements and Collaborations	6,496	
Direct	59-3000-3-0049 Amd 6	10.250	Agricultural and Rural Economic Research, Cooperative Agreements and Collaborations	39,072	
<b>Department of Agriculture, Farm Service Agency</b>					
Direct	CON56600 MN Agr Mediation Prog	10.435	State Mediation Grants	113,622	
Direct	CON63218 MN Agr Mediation Prog	10.435	State Mediation Grants	209,991	
<b>Department of Agriculture, Food and Nutrition Service</b>					
Direct	WIC-UNIV.MN-16 / WIMN-05-MN	10.578	WIC Grants To States (WGS)	34,757	
Passthrough:					
MN Department of Education	115095/PO 13936	10.574	Team Nutrition Grants	1,797	
<b>Department of Agriculture, Food Safety and Inspection Service</b>					
Direct	161237C280RMN	10.479	Food Safety Cooperative Agreements	148,770	
Direct	FSIS-C-28-2015 AMD#1	10.479	Food Safety Cooperative Agreements	93,378	
<b>Department of Agriculture, Foreign Agricultural Service</b>					
Direct	CO-CR-16-049	10.962	Cochran Fellowship Program-International Training-Foreign Participant	59,715	
Direct	CO-CR-16-051	10.962	Cochran Fellowship Program-International Training-Foreign Participant	60,345	
Direct	SR-CR-15-001	10.961	Scientific Cooperation and Research	27,752	
Direct	TA-CR-15-059	10.960	Technical Agricultural Assistance	72,557	44,762
Direct	TA-CR-16-014	10.960	Technical Agricultural Assistance	178,657	120,965
<b>Department of Agriculture, Forest Service</b>					
Passthrough:					
MN Department of Natural Resources	121410/PO 3-109137	10.664	Cooperative Forestry Assistance	5,995	
MN Department of Natural Resources	Contract 104241 PO #3-88052	10.675	Urban and Community Forestry Program	118,619	
MN Department of Natural Resources	Contract 119187, PO 3-106889	10.675	Urban and Community Forestry Program	53,746	

(Continued)

**UNIVERSITY OF MINNESOTA**

**SCHEDULE OF EXPENDITURES OF FEDERAL AWARDS  
FOR THE YEAR ENDED JUNE 30, 2017**

Cluster, Agency, Subagency, Direct/ Pass-through, Pass-through Entity	Award #	CFDA#	CFDA Program Title	Federal Expenditures	Passed through to Subrecipients
<b>Department of Agriculture, National Institute of Food and Agriculture</b>					
Direct	NS Prog Fed Appr	10.500	Cooperative Extension Service	\$ 12,090,516	\$
Direct	2012-37620-19808	10.304	Homeland Security_Agricultural	55,000	
Direct	2012-41520-31215	10.500	Cooperative Extension Service	158,259	
Direct	2012-47001-19546	10.500	Cooperative Extension Service	99,715	64,356
Direct	2012-49200-20029 Amd 5	10.500	Cooperative Extension Service	26,753	
Direct	2012-51130-20185	10.303	Integrated Programs	3,004	
Direct	2013-41520-20940	10.500	Cooperative Extension Service	158,550	
Direct	2013-41580-20789	10.500	Cooperative Extension Service	81,432	
Direct	2013-46401-21205	10.500	Cooperative Extension Service	2,165	
Direct	2013-48710-21515	10.500	Cooperative Extension Service	654,645	
Direct	2014-38413-21825	10.220	Higher Education - Multicultural Scholars Grant Program	26,698	
Direct	2014-38640-22156	10.215	Sustainable Agriculture Research and Education	15,525	
Direct	2014-41520-22191	10.500	Cooperative Extension Service	239,262	88,814
Direct	2014-70006-22581 Amend 3	10.329	Crop Protection and Pest Management Competitive Grants Program	192,008	
Direct	2015-33522-24097 NCE	10.219	Biotechnology Risk Assessment Research	2,394	
Direct	2015-38504-24109	10.319	Farm Business Management and Benchmarking Competitive Grants Program	291,917	14,117
Direct	2015-38640-23781	10.215	Sustainable Agriculture Research and Education	12,200	
Direct	2015-41520-23815 am2	10.500	Cooperative Extension Service	163,587	38,453
Direct	2015-49200-24231	10.500	Cooperative Extension Service	389,674	
Direct	2015-67013-24113	10.310	Agriculture and Food Research Initiative (AFRI)	17,108	
Direct	2015-70017-22874 Amd #1	10.311	Beginning Farmer and Rancher Development Program	221,938	
Direct	2016-38504-25568	10.319	Farm Business Management and Benchmarking Competitive Grants Program	159,570	16,659
Direct	2016-46401-25869	10.500	Cooperative Extension Service	10,780	
Passthrough:					
Auburn University	15-ACES-379834-UM / 20154877024368	10.200	Grants for Agricultural Research, Special Research Grants	117,398	
Kansas State University	S14202 / 2014-68006-21850 prime	10.310	Agriculture and Food Research Initiative (AFRI)	51,572	
Kansas State University	S16005	10.500	Cooperative Extension Service	12,076	
North Central Risk Mgmt Education Center	25-6324-0150-018/2015-49200-24226	10.500	Cooperative Extension Service	24,540	
University of Delaware	39141	10.500	Cooperative Extension Service	1,241	
University of Illinois at Urbana-Champaign	2015-04483-01/2015-51150-23876	10.303	Integrated Programs	923	
University of Nebraska-Lincoln	25-6321-0212-006	10.310	Agriculture and Food Research Initiative (AFRI)	61,090	
University of Nebraska-Lincoln	25-6324-0119-303	10.500	Cooperative Extension Service	8,642	
University of Nebraska-Lincoln	25-6324-0150-013	10.500	Cooperative Extension Service	19,752	
University of Nebraska-Lincoln	25-6324-0150-105	10.500	Cooperative Extension Service	2,809	
<b>Department of Agriculture, Natural Resources Conservation Service</b>					
Direct	59-5030-6-007	10.902	Soil and Water Conservation	25,810	
<b>Department of Agriculture, Rural Business-Cooperative Service</b>					
Direct	Case: 138169065 / Grant 1	10.868	Rural Energy for America Program	36,762	
<b>Department of Agriculture, The Office of the Chief Economist</b>					
Direct	58-0111-15-015	10.291	Agricultural and Food Policy Research Centers	6,894	
Direct	58-0111-16-017	10.290	Agricultural Market and Economic Research	13,778	
<b>Department of Commerce, Economic Development Administration</b>					
Direct	06-66-05709-04	11.303	Economic Development_Technical Assistance	17,765	
Direct	ED16CHI3030035	11.303	Economic Development_Technical Assistance	37,042	

(Continued)

**UNIVERSITY OF MINNESOTA**

**SCHEDULE OF EXPENDITURES OF FEDERAL AWARDS  
FOR THE YEAR ENDED JUNE 30, 2017**

Cluster, Agency, Subagency, Direct/ Pass-through, Pass-through Entity	Award #	CFDA#	CFDA Program Title	Federal Expenditures	Passed through to Subrecipients
<b>Department of Commerce, National Oceanic and Atmospheric Administration (NOAA)</b>					
Direct	NA12OAR4170112	11.417	Sea Grant Support	\$ 4,168	\$
Direct	NA14OAR4170080 Amend. 14	11.417	Sea Grant Support	1,206,296	
Direct	NA14OAR4170291	11.417	Sea Grant Support	45,156	24,009
Direct	NA15OAR4170196 Amend. 1	11.417	Sea Grant Support	29,022	
Passthrough:					
Minnesota's Lake Superior Coastal Prog.	110317/3000095326	11.419	Coastal Zone Management Administration Awards	4,067	
The University of Mississippi	16-08-012 subaccount 350210237D Mod 1	11.417	Sea Grant Support	70	
<b>Department of Defense</b>					
Direct	FA2816-13-P-0008	12.CXX	Contract-Department of Defense	121,303	
Passthrough:					
General Dynamics	PO #07ESM758877/Sub DVBIC-SC-14-0008 CO3	12.CXX	Contract-Department of Defense	143,984	
Scitor Corporation	PO10218703	12.CXX	Contract-Department of Defense	23,634	
<b>Department of Defense, Department of the Navy, Office of the Chief of Naval Research</b>					
Direct	N00014-15-1-2391	12.300	Basic and Applied Scientific Research	122,399	
<b>Department of Defense, National Security Agency</b>					
Direct	H98230-16-1-0202	12.900	Language Grant Program	75,218	
<b>Department of Defense, Office of the Secretary of Defense</b>					
Passthrough:					
Institute of International Education	2340-UMN-4-PI-093-PO2	12.550	The Language Flagship Grants to Institutions of Higher Education	30,239	
<b>Department of Education</b>					
Passthrough:					
American Institutes for Research	00651-03014.001 / PO12SRT10024 Mod 5	84.UXX	Unid CFDA-Department of Education	7,199	
MN Department of Education	58144	84.412	Race to the Top Early Learning Challenge	(26,939)	
MN Department of Human Services	PTK%105374	84.412	Race to the Top Early Learning Challenge	52,482	
MN Department of Human Services	PTK%120385	84.412	Race to the Top Early Learning Challenge	6,814	
<b>Department of Education, Institute of Education Sciences</b>					
Passthrough:					
MN Office of Higher Education	#120157	84.372	Statewide Longitudinal Data Systems	78,366	
University of Illinois at Urbana-Champaign	2011-06649-01-00	84.324	Research in Special Education	6,648	
<b>Department of Education, Office of Elementary and Secondary Education</b>					
Passthrough:					
Arizona Department of Education	16-08-EDSG	84.368	Grants for Enhanced Assessment Instruments	143,336	39,760
Council of Chief State School Officers	S368A120002/ #7622	84.368	Grants for Enhanced Assessment Instruments	33,448	
MN Department of Education	#2016-00170	84.366	Mathematics and Science Partnerships	771,370	549,218
MN Department of Education	104284 / PO 3000012247	84.368	Grants for Enhanced Assessment Instruments	374,491	
MN Office of Higher Education	106192 / 3884	84.367	Improving Teacher Quality State Grants	53,350	
MN Office of Higher Education	106194 / 3887	84.367	Improving Teacher Quality State Grants	32,099	
MN Office of Higher Education	121522/4483	84.367	Improving Teacher Quality State Grants	1,036	
MN Office of Higher Education	88794	84.367	Improving Teacher Quality State Grants	657	
MN Office of Higher Education	Contract No. 106195	84.367	Improving Teacher Quality State Grants	69,916	
MN Office of Higher Education	SWIFT 121523 / PO 4484	84.367	Improving Teacher Quality State Grants	848	
MN Office of Higher Education	SWIFT Contract No. 121525	84.367	Improving Teacher Quality State Grants	11,944	
MN Office of Higher Education	Swift No. 88795	84.367	Improving Teacher Quality State Grants	50	

(Continued)

**UNIVERSITY OF MINNESOTA**

**SCHEDULE OF EXPENDITURES OF FEDERAL AWARDS  
FOR THE YEAR ENDED JUNE 30, 2017**

Cluster, Agency, Subagency, Direct/ Pass-through, Pass-through Entity	Award #	CFDA#	CFDA Program Title	Federal Expenditures	Passed through to Subrecipients
<b>Department of Education, Office of Postsecondary Education</b>					
Direct	P015A140101	84.015	National Resource Centers Program for Foreign Language and Area Studies or Foreign Language and International Studies Program and Foreign Language and Area Studies Fellowship Program	\$ 161,877	\$
Direct	P015B140101 -17 Action 4	84.015	National Resource Centers Program for Foreign Language and Area Studies or Foreign Language and International Studies Program and Foreign Language and Area Studies Fellowship Program	232,549	
Direct	P015B140103-17 Action 6	84.015	National Resource Centers Program for Foreign Language and Area Studies or Foreign Language and International Studies Program and Foreign Language and Area Studies Fellowship Program	257,271	
Direct	P015B140104-17 Action 5	84.015	National Resource Centers Program for Foreign Language and Area Studies or Foreign Language and International Studies Program and Foreign Language and Area Studies Fellowship Program	263,242	
Direct	P031X150001	84.031	Higher Education_Institutional Aid	374,567	
Direct	P200A150036 A1	84.200	Graduate Assistance in Areas of National Need	114,430	
Direct	P229A140008-17	84.229	Language Resource Centers	173,696	
Direct	P382B160009	84.382	Strengthening Minority-Serving Institutions	170,735	
<b>Department of Education, Office of Special Education and Rehabilitative Services</b>					
Direct	H325K120212-16 Action 7	84.235	Rehabilitation Services Demonstration and Training Programs	153,888	
Direct	H325K150304 Action 2	84.325	Special Education—Personnel Development to Improve Services and Results for Children with Disabilities	206,915	
Direct	H326G110002	84.326	Special Education_Technical Assistance and Dissemination to Improve Services and Results for Children with Disabilities	404,702	114,510
Direct	H326G160001	84.326	Special Education_Technical Assistance and Dissemination to Improve Services and Results for Children with Disabilities	658,242	178,048
Direct	H326M120002 Act. No. 7	84.326	Special Education_Technical Assistance and Dissemination to Improve Services and Results for Children with Disabilities	378,792	151,451
Direct	H326M160021	84.326	Special Education_Technical Assistance and Dissemination to Improve Services and Results for Children with Disabilities	43,070	
Direct	H373X100002-13 Act. 7	84.373	Special Education_Technical Assistance on State Data Collection	1,183,870	983,451
Passthrough:					
Assoc of Univ Centers on Disabilities	22-16-8829	84.418	Promoting Readiness of Minors in Supplemental Security Income	72,686	
Assoc of Univ Centers on Disabilities	H418T140002	84.418	Promoting Readiness of Minors in Supplemental Security Income	29,464	
Florida Gulf Coast University	12041-16-BCSD	84.323	Special Education - State Personnel Development	38,903	
Florida Gulf Coast University	12041-2017-RUMN	84.323	Special Education - State Personnel Development	46,162	
MN Department of Education	No Award Number	84.181	Special Education-Grants for Infants and Families	85,747	
The University of Texas at Austin	UTA16-001046	84.326	Special Education_Technical Assistance and Dissemination to Improve Services and Results for Children with Disabilities	18,620	
Vanderbilt University	2920-018447	84.325	Special Education—Personnel Development to Improve Services and Results for Children with Disabilities	126,446	
<b>Department of Energy</b>					
Direct	DE-SC0017415	81.049	Office of Science Financial Assistance Program	15,000	
Passthrough:					
Institute for Sustainable Communities	No Award Number	81.087	Renewable Energy Research and Development	7,521	
Midwest Renewable Energy Association	Subaward under DE-EE0006544	81.117	Energy Efficiency and Renewable Energy Information Dissemination, Outreach, Training and Technical Analysis/Assistance	65,576	

(Continued)

**UNIVERSITY OF MINNESOTA**

**SCHEDULE OF EXPENDITURES OF FEDERAL AWARDS  
FOR THE YEAR ENDED JUNE 30, 2017**

Cluster, Agency, Subagency, Direct/ Pass-through, Pass-through Entity	Award #	CFDA#	CFDA Program Title	Federal Expenditures	Passed through to Subrecipients
MN Department of Commerce	122344/9240	81.UXX	Unid CFDA-Department of Energy	\$ 4,597	\$
MN Department of Commerce	57842 / PO 2791	81.119	State Energy Program Special Projects	17,477	
<b>Department of Health and Human Services</b>					
Direct	NS Prog DHHS IPA's	93.U02	Unid CFDA-Department of Health and Human Services-Other PHS	168,506	
Direct	HHSP233201600039A	93.CXX	Contract-Department of Health and Human Services	11,306	
Direct	HSH/QDC-10-A-BOA31/HSHQDC-11-J-00350	93.CXX	Contract-Department of Health and Human Services	2,522	
Passthrough:					
Allina Health System	1690234-UMN	93.U02	Unid CFDA-Department of Health and Human Services-Other PHS	6,847	
Assoc of Maternal & Child Health Prog	No Award Number	93.U02	Unid CFDA-Department of Health and Human Services-Other PHS	(558)	
Assoc of Univ Centers on Disabilities	AEA 2016-2018	93.U02	Unid CFDA-Department of Health and Human Services-Other PHS	673	
Hasset Willis & Company	HSHQDC-13-C-00016-SUB 004 MOD#0005	93.CXX	Contract-Department of Health and Human Services	364,909	
The Lewin Group	TLG14003-5176.20 Mod. No. 2	93.CXX	Contract-Department of Health and Human Services	(29,655)	
<b>Department of Health and Human Services, Administration for Children and Families</b>					
Direct	90CT7004-01-00	93.648	Child Welfare Research Training or Demonstration	163,582	16,070
Direct	90EV0412-05-01	93.592	Family Violence Prevention and Services/Discretionary	251,893	
Passthrough:					
MN Department of Health	108414	93.092	Affordable Care Act (ACA) Personal Responsibility Education Program	63,668	
The Research Foundation of SUNY	Sub#16-32 Award1135853-18-76397	93.648	Child Welfare Research Training or Demonstration	123,505	
<b>Department of Health and Human Services, Administration for Community Living</b>					
Direct	90DD0001-03-00	93.632	University Centers for Excellence in Developmental Disabilities Education, Research, and Service	26,773	
Direct	90DN0291-05-01	93.631	Developmental Disabilities Projects of National Significance	103,891	41,158
Direct	90DN0297-04-00	93.631	Developmental Disabilities Projects of National Significance	117,117	22,331
Direct	90DN0297-05-03	93.631	Developmental Disabilities Projects of National Significance	417,695	66,500
Direct	90IF0101-02-00	93.433	ACL National Institute on Disability, Independent Living, and Rehabilitation Research	138,207	12,000
Direct	90RT5019-03-00	93.433	ACL National Institute on Disability, Independent Living, and Rehabilitation Research	622,153	51,196
Direct	90RT5039-02-00	93.433	ACL National Institute on Disability, Independent Living, and Rehabilitation Research	535,741	69,359
Passthrough:					
MN Department of Health	105474	93.761	Evidence-Based Falls Prevention Programs Financed Solely by Prevention and Public Health Funds (PPHF)	57,170	
<b>Department of Health and Human Services, Agency for Healthcare Research and Quality</b>					
Direct	HHS29032001T / HHS290201500008I T.O #1	93.C03	Contract-Department of Health and Human Services-Agency for Health Care Policy and Research	53,366	
Direct	HHS29032002T / HHS290201500008I T.O #2	93.C03	Contract-Department of Health and Human Services-Agency for Health Care Policy and Research	508,510	
Direct	HHS29032003T / HHS290201500008I T.O.#3	93.C03	Contract-Department of Health and Human Services-Agency for Health Care Policy and Research	83,031	
Passthrough:					
Health Research & Educational Trust	80781 HHSP2332015000161/HHSP23337004T	93.C03	Contract-Department of Health and Human Services-Agency for Health Care Policy and Research	30,631	
Health Research & Educational Trust	HHS290201000025I / 80784	93.C03	Contract-Department of Health and Human Services-Agency for Health Care Policy and Research	11,539	

(Continued)

**UNIVERSITY OF MINNESOTA**

**SCHEDULE OF EXPENDITURES OF FEDERAL AWARDS  
FOR THE YEAR ENDED JUNE 30, 2017**

Cluster, Agency, Subagency, Direct/ Pass-through, Pass-through Entity	Award #	CFDA#	CFDA Program Title	Federal Expenditures	Passed through to Subrecipients
<b>Department of Health and Human Services, Centers for Disease Control and Prevention</b>					
Direct	200-2012-51307/Funding Order 0006	93.C05	Contract-Department of Health and Human Services-Centers for Disease Control	\$ 151,291	\$
Direct	200-2014-61313 Order No. 0003	93.C05	Contract-Department of Health and Human Services-Centers for Disease Control	115,348	
Direct	200-2016-92268 Order 0002	93.C05	Contract-Department of Health and Human Services-Centers for Disease Control	107,945	
Direct	200-2017-92107/Funding Order 0001	93.C05	Contract-Department of Health and Human Services-Centers for Disease Control	124,394	
Direct	3U48DP005022-03S6 REVISED	93.135	Centers for Research and Demonstration for Health Promotion and Disease Prevention	733,652	
Direct	5 NU53DD001171-03	93.073	Birth Defects and Developmental Disabilities—Prevention and Surveillance	566,743	
Direct	SUZ80017M0040 / PR5862586	93.C05	Contract-Department of Health and Human Services-Centers for Disease Control	11,685	
Passthrough:					
Assoc of Maternal & Child Health Prog	U38OT000140	93.424	NON-ACA/PPHF Building Capacity of the Public Health System to Improve Population Health through National Nonprofit Organizations	9,732	
Assoc of Univ Centers on Disabilities City of Minneapolis	No Award Number 40569 FAN 63-2	93.073 93.757	Birth Defects and Developmental Disabilities - Prevention and Surveillance State and Local Public Health Actions to Prevent Obesity, Diabetes, Heart Disease and Stroke (PPHF)	2,369 25,965	
Council of St & Territorial Epidemiologists	CIFOR Guidelines - Hedberg - Phase 2	93.283	Centers for Disease Control and Prevention_Investigations and Technical Assistance	14,773	
Fairview Health Services	2U27DD000862-04	93.184	Disabilities Prevention	8,702	
MN Department of Health	119614 / 45452	93.C05	Contract-Department of Health and Human Services-Centers for Disease Control	123,855	
MN Department of Health	3-108747 Amend 1	93.283	Centers for Disease Control and Prevention_Investigations and Technical Assistance	60,360	
MN Department of Health	3-70626 Am 3 /PO#3000018499/3000025522	93.283	Centers for Disease Control and Prevention_Investigations and Technical Assistance	2,242	
MN Department of Health	98804	93.945	Assistance Programs for Chronic Disease Prevention and Control	2,401	
MN Department of Health	Contract # 56464 / P.O.# 3-33754/32692/2	93.283	Centers for Disease Control and Prevention_Investigations and Technical Assistance	124,881	
MN Department of Health	Contract 44611	93.283	Centers for Disease Control and Prevention_Investigations and Technical Assistance	350,015	
State of Minnesota	89502 AMD#1	93.757	State and Local Public Health Actions to Prevent Obesity, Diabetes, Heart Disease and Stroke (PPHF)	55,659	
State of Oregon	Grant #145649	93.283	Centers for Disease Control and Prevention_Investigations and Technical Assistance	14,527	
<b>Department of Health and Human Services, Centers for Medicare and Medicaid Services</b>					
Direct	HHSM-500-2013-00166C	93.C07	Contract-Department of Health and Human Services-Centers for Medicare and Medicaid Services	89,286	
Direct	HHSM-500-2015-00558G	93.C07	Contract-Department of Health and Human Services-Centers for Medicare and Medicaid Services	2,445,161	
Passthrough:					
Allina Health System	No Award Number	93.610	Health Care Innovation Awards (HCIA)	6,725	
MN Department of Health	104106	93.624	ACA—State Innovation Models: Funding for Model Design and Model Testing Assistance	3,359	
MN Department of Health	105343	93.609	The Affordable Care Act Medicaid Adult Quality Grants	3,000	
MN Department of Health	116797	93.511	Affordable Care Act (ACA) Grants to States for Health Insurance Premium Review	44,233	
MN Department of Health	No Award Number	93.609	The Affordable Care Act Medicaid Adult Quality Grants	3,000	
MN Department of Human Services	Contract No. 50470 A8/ P.O. #3000012297	93.791	Money Follows the Person Rebalancing Demonstration	1,229,956	
MN Department of Human Services	Contract PTK 108989	93.624	ACA—State Innovation Models: Funding for Model Design and Model Testing Assistance	4,017	

(Continued)



**UNIVERSITY OF MINNESOTA**

**SCHEDULE OF EXPENDITURES OF FEDERAL AWARDS  
FOR THE YEAR ENDED JUNE 30, 2017**

Cluster, Agency, Subagency, Direct/ Pass-through, Pass-through Entity	Award #	CFDA#	CFDA Program Title	Federal Expenditures	Passed through to Subrecipients
National Opinion Research Center	7672.SHADAC.01	93.C07	Contract-Department of Health and Human Services-Centers for Medicare and Medicaid Services	\$ 150,722	\$
National Opinion Research Center	7833.SHADAC.01	93.C07	Contract-Department of Health and Human Services-Centers for Medicare and Medicaid Services	266,567	
National Opinion Research Center	8019.01.UMN	93.C07	Contract-Department of Health and Human Services-Centers for Medicare and Medicaid Services	31,463	
National Opinion Research Center	Letter of Authorization	93.C07	Contract-Department of Health and Human Services-Centers for Medicare and Medicaid Services	22,630	
National Opinion Research Center	Subcontract No. 7409.SHA.01	93.C07	Contract-Department of Health and Human Services-Centers for Medicare and Medicaid Services	351,342	
The Lewin Group	TLG14062-5587 Mod 2	93.779	Centers for Medicare and Medicaid Services (CMS) Research, Demonstrations and Evaluations	10,423	
<b>Department of Health and Human Services, Food and Drug Administration</b>					
Direct	5U18FD005561-02	93.103	Food and Drug Administration_Research	840,729	
Passthrough:					
Iowa State University	430-30-01G	93.103	Food and Drug Administration_Research	8,000	
MN Department of Agriculture	118796 / PO 22162	93.103	Food and Drug Administration_Research	19,827	
<b>Department of Health and Human Services, Health Resources and Services Administration</b>					
Direct	4 G22RH26185-03-03	93.211	Telehealth Programs	83,685	
Direct	5T73MC12835-07-00	93.110	Maternal and Child Health Federal Consolidated Programs	39,952	
Direct	5U1C-RH03717-11-06	93.155	Rural Health Research Centers	1	
Direct	5U1CRH03717-12-00	93.155	Rural Health Research Centers	441,761	
Direct	5U1CRH03717-14-00	93.155	Rural Health Research Centers	503,591	
Direct	5U27RH01080-15-00	93.241	State Rural Hospital Flexibility Program	1,342,352	631,553
Direct	6 A22HP29914-01-03	93.124	Nurse Anesthetist Traineeships	10,551	
Direct	6 G22RH30357-01-01	93.211	Telehealth Programs	230,316	
Direct	6 UESH25067-05-01	93.622	Affordable Care Act: Coordinating Center for Interprofessional Education and Collaborative Practice	1,114,634	
Passthrough:					
Fairview Health Services	H30MC24052/FV2009-201	93.110	Maternal and Child Health Federal Consolidated Programs	10,009	
Minneapolis Medical Research Foundation	HSH250201500009C/SRTR Kandaswamy	93.C09	Contract-Department of Health and Human Services-Health Resources and Services Administration	11,289	
Minneapolis Medical Research Foundation	HSH250201500009C/SRTR Lake	93.C09	Contract-Department of Health and Human Services-Health Resources and Services Administration	16,094	
MN Department of Health	87640	93.110	Maternal and Child Health Federal Consolidated Programs	7,773	
MN Department of Human Services	47964 Amd 3/ P.O. 3000010630	93.917	HIV Care Formula Grants	188,455	
National Opinion Research Center	7696.UNIV_MN.01	93.C09	Contract-Department of Health and Human Services-Health Resources and Services Administration	132,389	
National Opinion Research Center	7825.UMN.01	93.C09	Contract-Department of Health and Human Services-Health Resources and Services Administration	120,530	
University of California, San Francisco	Agreement #8305sc Amendment 3	93.110	Maternal and Child Health Federal Consolidated Programs	250,306	
University of Illinois at Chicago	2014-06897-06-00	93.516	Affordable Care Act (ACA) Public Health Training Centers Program	15,498	
University of Illinois Chicago	066682-00001	93.516	Affordable Care Act (ACA) Public Health Training Centers Program	65,367	

(Continued)

**UNIVERSITY OF MINNESOTA**

**SCHEDULE OF EXPENDITURES OF FEDERAL AWARDS  
FOR THE YEAR ENDED JUNE 30, 2017**

Cluster, Agency, Subagency, Direct/ Pass-through, Pass-through Entity	Award #	CFDA#	CFDA Program Title	Federal Expenditures	Passed through to Subrecipients
<b>Department of Health and Human Services, National Institutes of Health</b>					
Direct	HHSN261201200100C / N02PC-2012-00100	93.C11	Contract-Department of Health and Human Services-National Institutes of Health	\$ 144,291	\$
Direct	HHSN261201600728P	93.C11	Contract-Department of Health and Human Services-National Institutes of Health	10,000	
Direct	HHSN269201700039P Reference # 4385385	93.C11	Contract-Department of Health and Human Services-National Institutes of Health	5,600	
Direct	HHSN271201600489P Amd P0002	93.C11	Contract-Department of Health and Human Services-National Institutes of Health	43,677	
Direct	HHSN276201500589P	93.C11	Contract-Department of Health and Human Services-National Institutes of Health	76,938	
<b>Department of Health and Human Services, Office of the Secretary</b>					
Passthrough:					
Emory University	T767712	93.825	National Ebola Training and Education Center (NETEC)	23,553	
MN Department of Health	CSC Ethics Facilitator	93.889	National Bioterrorism Hospital Preparedness Program	49,322	29,376
Nat'l Assoc of Cty & City Health Off	MRC 16-0004	93.008	Medical Reserve Corps Small Grant Program	13,008	
<b>Department of Health and Human Services, Substance Abuse and Mental Health Services Administration</b>					
Direct	1H79SM062175-01	93.243	Substance Abuse and Mental Health Services_Projects of Regional and National Significance	283,732	
Direct	1U79SM080009-01	93.243	Substance Abuse and Mental Health Services_Projects of Regional and National Significance	262,102	26,640
Direct	5U79SM056177-11	93.243	Substance Abuse and Mental Health Services_Projects of Regional and National Significance	191,927	
Passthrough:					
MN Department of Human Services	114525	93.958	Block Grants for Community Mental Health Services	43,006	
<b>Department of Homeland Security</b>					
Direct	HSHQDC-10-A-BOA31/HSHQDC-16-C-00048	97.CXX	Contract-Department of Homeland Security	86,817	
Direct	HSHQDC-10-A-BOA31/HSHQDC-16-J-00211	97.CXX	Contract-Department of Homeland Security	204,159	
Passthrough:					
Kansas State University	s15081.02	97.061	Centers for Homeland Security	33,459	
MN Department of Public Safety	109524 PO# 3000040649	97.039	Hazard Mitigation Grant	174,180	
MN Dept of Homeland Sec & Emer Mgmt	201-USAI-G208088-000002	97.067	Homeland Security Grant Program	7,139	
MN Dept of Homeland Sec & Emer Mgmt	A-EMPG-2015-UNIVMN-00095	97.042	Emergency Management Performance Grants	8,095	
MN Dept of Homeland Sec & Emer Mgmt	A-EMPG-2015-UNIVMN-097	97.042	Emergency Management Performance Grants	35,347	
MN Dept of Homeland Sec & Emer Mgmt	A-HM-2014-UNIVMN-0002	97.047	Pre-Disaster Mitigation	10,876	
MN Dept of Homeland Sec & Emer Mgmt	A-SHSP-2015-UNIVMN-0020	97.067	Homeland Security Grant Program	24,988	
MN Dept of Homeland Sec & Emer Mgmt	A-SHSP-2016-UNIVMN-018	97.067	Homeland Security Grant Program	34,729	
<b>Department of Justice</b>					
Direct	DJBP0700COBOR6A10050	16.CXX	Contract-Department of Justice	3,800	
Passthrough:					
RTI Health Solutions	4-321-0215016-52459L	16.CXX	Contract-Department of Justice	137,371	
<b>Department of Justice, Office for Victims of Crime</b>					
Passthrough:					
MN Department of Public Safety	A-CVS-2016-CUHCC-00077	16.575	Crime Victim Assistance	46,121	
MN Department of Public Safety	A-CVS-2017-CUHCC-00050	16.575	Crime Victim Assistance	100,697	
<b>Department of Justice, Office of Juvenile Justice and Delinquency Prevention</b>					
Passthrough:					
National 4-H Council	2016-JU-FX-0022	16.726	Juvenile Mentoring Program	38,879	
National 4-H Council	Prime 2015-JU-FX-0015	16.726	Juvenile Mentoring Program	162,032	

(Continued)

**UNIVERSITY OF MINNESOTA**

**SCHEDULE OF EXPENDITURES OF FEDERAL AWARDS  
FOR THE YEAR ENDED JUNE 30, 2017**

Cluster, Agency, Subagency, Direct/ Pass-through, Pass-through Entity	Award #	CFDA#	CFDA Program Title	Federal Expenditures	Passed through to Subrecipients
<b>Department of Justice, Violence Against Women Office</b> Direct	2014-TA-AX-K037	16.526	OVW Technical Assistance Initiative	\$ 4,134	\$
<b>Department of Labor, Employment Training Administration</b> Passthrough: Minnesota State Colleges & Universities	PO # 106866	17.282	Trade Adjustment Assistance Community College and Career Training (TAACCCT) Grants	18,556	
<b>Department of Labor, Office of Disability Employment Policy</b> Passthrough: Institute for Educational Leadership	OD-23804-12-75-4-11	17.720	Disability Employment Policy Development	(7,436)	
<b>Department of State</b> Passthrough: Eurasia Foundation	W15-1015	19.UXX	Unid CFDA-Department of State	10,814	
<b>Department of State, Bureau of East Asian and Pacific Affairs</b> Institute of International Education	3067 UMN_Enhancement 10.1.15	19.CXX	Contract-Department of State	8,708	
<b>Department of State, Bureau of Educational and Cultural Affairs</b> Direct	S-LMAQM-15-GR-1143	19.124	East Asia and Pacific Grants Program	94,373	
<b>Department of State, Bureau of Educational and Cultural Affairs</b> Direct	S-ECAGD-16-CA-1136	19.415	Professional and Cultural Exchange Programs—Citizen Exchanges	304,025	
<b>Department of State, Bureau of Educational and Cultural Affairs</b> Passthrough: American Councils for International Education	S-ECAGD-15-CA-1045-UMN-200387	19.415	Professional and Cultural Exchange Programs—Citizen Exchanges	20,331	
<b>Department of State, Bureau of Educational and Cultural Affairs</b> Passthrough: American Councils for International Education	S-ECAGD-16-CA-1077-UM-200388	19.415	Professional and Cultural Exchange Programs—Citizen Exchanges	219,052	
<b>Department of State, Bureau of Educational and Cultural Affairs</b> Passthrough: Institute of International Education	3223_UMN_7.1.2016	19.010	Academic Exchange Programs—Hubert H. Humphrey Fellowship Program	440,777	2,500
<b>Department of State, Bureau of Educational and Cultural Affairs</b> Passthrough: Institute of International Education	No Award Number	19.010	Academic Exchange Programs—Hubert H. Humphrey Fellowship Program	10,428	
<b>Department of State, Bureau of Educational and Cultural Affairs</b> Passthrough: Institute of International Education	S-ECAGD-15-CA-1017	19.010	Academic Exchange Programs—Hubert H. Humphrey Fellowship Program	5,328	
<b>Department of State, Bureau of Educational and Cultural Affairs</b> Passthrough: International Research & Exchange Board	FY16-YALI-PM-UMN-03	19.009	Academic Exchange Programs—Undergraduate Programs	109,866	
<b>Department of State, Bureau of Educational and Cultural Affairs</b> Passthrough: International Research & Exchange Board	FY17-YALI-UMN-04	19.009	Academic Exchange Programs—Undergraduate Programs	57,995	
<b>Department of State, Under Secretary for Public Diplomacy and Public Affairs</b> Direct	SC-CH500-15-GR169	19.040	Public Diplomacy Programs	9,498	
<b>Department of State, Under Secretary for Public Diplomacy and Public Affairs</b> Direct	S-CH500-14-GR233A	19.040	Public Diplomacy Programs	30,083	
<b>Department of State, Under Secretary for Public Diplomacy and Public Affairs</b> Direct	SCH50016GR0049	19.040	Public Diplomacy Programs	19,468	
<b>Department of the Interior</b> Direct	CESU 2012-2017 Amend 3	15.CXX	Contract-Department of the Interior	1,754	
<b>Department of the Interior</b> Direct	IND15PX00170	15.CXX	Contract-Department of the Interior	77,719	
<b>Department of the Interior, Bureau of Land Management</b> Direct	L15AC00212	15.231	Fish, Wildlife and Plant Conservation Resource Management	77,403	
<b>Department of the Interior, Fish and Wildlife Service</b> Passthrough: National Fish and Wildlife Foundation	2000.16.053386	15.669	Cooperative Landscape Conservation	44,584	

(Continued)

**UNIVERSITY OF MINNESOTA**

**SCHEDULE OF EXPENDITURES OF FEDERAL AWARDS  
FOR THE YEAR ENDED JUNE 30, 2017**

Cluster, Agency, Subagency, Direct/ Pass-through, Pass-through Entity	Award #	CFDA#	CFDA Program Title	Federal Expenditures	Passed through to Subrecipients
<b>Department of the Interior, National Park Service</b>					
Direct	P16AC00370 Mod 1	15.945	Cooperative Research and Training Programs Resources of the National Park System	\$ 9,320	\$
Direct	P16AC01557	15.945	Cooperative Research and Training Programs Resources of the National Park System	2,466	
<b>Department of the Interior, U.S. Geological Survey</b>					
Passthrough: University of Illinois at Urbana-Champaign	078687-15713 (formerly 2015-06806-03) 1	15.805	Assistance to State Water Resources Research Institutes	53,484	
<b>Department of the Treasury, Internal Revenue Service (IRS)</b>					
Direct	17-LITC0236-02-02	21.008	Low Income Taxpayer Clinics	117,974	
<b>Department of Transportation</b>					
Passthrough: MN Department of Transportation	99008 W.O. 212	20.CXX	Contract-Department of Transportation	31,016	
MN Department of Transportation	Contract 99008 WO 247	20.CXX	Contract-Department of Transportation	423,027	
<b>Department of Transportation, Federal Highway Administration (FHWA)</b>					
Passthrough: MN Department of Transportation	1002844	20.215	Highway Training and Education	23,344	
MN Department of Transportation	1003192	20.215	Highway Training and Education	23,170	
Transportation Research Board	HR 17-64	20.200	Highway Research and Development Program	135,823	67,286
<b>Department of Veterans Affairs</b>					
Direct	NS Prog VA PS IPA's	64.UXX	Unid CFDA-Department of Veterans Affairs	84,580	
<b>Environmental Protection Agency</b>					
Passthrough: Eastern Research Group, Inc	0301.04.020/2	66.CXX	Contract-Environmental Protection Agency	18,480	
<b>Environmental Protection Agency, Office of Water</b>					
Direct	83675501	66.436	Surveys, Studies, Investigations, Demonstrations, and Training Grants and Cooperative Agreements—Section 104(b)(3) of the Clean Water Act	51,478	34,922
Direct	GL-00E01900	66.469	Great Lakes Program	131,662	59,071
Passthrough: MN Pollution Control Agency	103675/PO 3000015229	66.460	Nonpoint Source Implementation Grants	116,242	
MN Pollution Control Agency	104868 / PO 15678	66.460	Nonpoint Source Implementation Grants	108,560	
MN Pollution Control Agency	109463/po 3000016295	66.419	Water Pollution Control State, Interstate, and Tribal Program Support	9,250	
<b>Institute of Museum and Library Services</b>					
Direct	LG-05-13-0339-13	45.312	National Leadership Grants	13,238	
Direct	LG-70-16-0010-16	45.312	National Leadership Grants	79,744	
Direct	MA-30-13-0365-13	45.301	Museums for America	40,140	
Direct	MA-30-14-0330-14	45.301	Museums for America	34,328	
Direct	MA-30-16-0192-16	45.301	Museums for America	44,213	
Passthrough: MN Department of Education	94295 / PO 3-11134	45.310	Grants to States	84,305	
MN Department of Education	94296 / PO 11138	45.310	Grants to States	1,195,780	
MN Department of Education	97436 / 3000011554 / LS-00-15-0024-15	45.U01	Unid CFDA-Institute of Museum and Library Services	14,000	

(Continued)

**UNIVERSITY OF MINNESOTA**

**SCHEDULE OF EXPENDITURES OF FEDERAL AWARDS  
FOR THE YEAR ENDED JUNE 30, 2017**

Cluster, Agency, Subagency, Direct/ Pass-through, Pass-through Entity	Award #	CFDA#	CFDA Program Title	Federal Expenditures	Passed through to Subrecipients
<b>Medicaid and CHIP Payment and Access Commission</b>					
Direct	MACP14309T1	05.CXX	Contract-Medicaid and CHIP Payment and Access Commission (MACPAC)	\$ 40,197	\$
Direct	MACP16417T1	05.CXX	Contract-Medicaid and CHIP Payment and Access Commission (MACPAC)	92,494	
Direct	MACP16417T2	05.CXX	Contract-Medicaid and CHIP Payment and Access Commission (MACPAC)	43,956	
Direct	MACP16417T3	05.CXX	Contract-Medicaid and CHIP Payment and Access Commission (MACPAC)	88,319	
<b>National Aeronautics and Space Administration</b>					
Direct	NNX15AI18H	43.008	Education	16,648	
Direct	NNX17AG32G	43.001	Science	2,431	
Passthrough: Wyle Laboratories, Inc	T800303 Change Order 2	43.CXX	Contract-National Aeronautics and Space Administration	5,000	
<b>National Endowment for the Arts</b>					
Direct	15-4100-7026	45.024	Promotion of the Arts_Grants to Organizations and Individuals	19,926	
Direct	17-4200-7029	45.024	Promotion of the Arts_Grants to Organizations and Individuals	17,873	
Passthrough: Arts Midwest	18302	45.025	Promotion of the Arts_Partnership Agreements	1,800	
Arts Midwest	No Award Number	45.025	Promotion of the Arts_Partnership Agreements	3,000	
<b>National Endowment for the Humanities</b>					
Direct	HK-230916-15	45.169	Promotion of the Humanities_Office of Digital Humanities	153,165	
Direct	LD-234222-16	45.164	Promotion of the Humanities_Public Programs	108,934	
Direct	PW-228182-15	45.149	Promotion of the Humanities_Division of Preservation and Access	49,003	
Direct	PW-50904-11	45.149	Promotion of the Humanities_Division of Preservation and Access	62,274	
Passthrough: Digital Public Library of America, Inc	NEH_001_2013	45.169	Promotion of the Humanities_Office of Digital Humanities	479	
<b>Peace Corps</b>					
Direct	PC-15-8-035	45.C05	Contract-Peace Corps	25,848	
<b>Small Business Administration</b>					
Passthrough: MN Dept of Employment & Economic Dev	#SC73003 Amend 8 SBDC-16-0002-S-FY16	59.037	Small Business Development Centers	234,233	
MN Dept of Employment & Economic Dev	MN Grant No: STAT-14-0002-S-FY15 Am 1	59.037	Small Business Development Centers	2,574	
MN Dept of Employment & Economic Dev	SBDC-16-0010-S-FY17/PO 3-276000, SC11752	59.037	Small Business Development Centers	39,735	
MN Dept of Employment & Economic Dev	SBDC-17-0002-S-FY17 Amend 1	59.037	Small Business Development Centers	142,403	
MN Dept of Employment & Economic Dev	SBDC-17-0009-S-FY17 Amend 1	59.037	Small Business Development Centers	70,308	
MN Dept of Employment & Economic Dev	SC#73018 Amend 6 SBDC-16-0009-S-FY16	59.037	Small Business Development Centers	89,864	
			Total Public Service	<u>66,907,817</u>	<u>14,008,851</u>
<b>Instruction</b>					
<b>Department of Agriculture, Animal and Plant Health Inspection Service</b>					
Direct	16-9794-2548-CA	10.025	Plant and Animal Disease, Pest Control, and Animal Care	11,212	
<b>Department of Agriculture, Foreign Agricultural Service</b>					
Direct	CO-CR-15-037	10.962	Cochran Fellowship Program-International Training-Foreign Participant	1,293	
Direct	CO-CR-16-035	10.962	Cochran Fellowship Program-International Training-Foreign Participant	38,162	
Direct	TA-CR-16-015	10.960	Technical Agricultural Assistance	104,273	

(Continued)

**UNIVERSITY OF MINNESOTA**

**SCHEDULE OF EXPENDITURES OF FEDERAL AWARDS  
FOR THE YEAR ENDED JUNE 30, 2017**

Cluster, Agency, Subagency, Direct/ Pass-through, Pass-through Entity	Award #	CFDA#	CFDA Program Title	Federal Expenditures	Passed through to Subrecipients
<b>Department of Agriculture, National Institute of Food and Agriculture</b>					
Direct	NS Prog USDA Mcintire-Stennis	10.202	Cooperative Forestry Research	\$ 112,432	\$
Direct	NS Prog USDA Hatch	10.203	Payments to Agricultural Experiment Stations Under the Hatch Act	676,095	
Direct	2012-38420-30221	10.210	Higher Education Graduate Fellowships Grant Program	9,191	
Direct	2014-38420-21794	10.210	Higher Education Graduate Fellowships Grant Program	49,000	
Direct	2015-38640-23781	10.215	Sustainable Agriculture Research and Education	42,164	
Direct	2016-38420-25288	10.210	Higher Education Graduate Fellowships Grant Program	26,291	
Direct	2016-70024-25744	10.336	Veterinary Services Grant Program	26,622	
Direct	2017-67011-26204	10.310	Agriculture and Food Research Initiative (AFRI)	11,882	
Passthrough:					
Iowa State University	416-41-21D	10.310	Agriculture and Food Research Initiative (AFRI)	213,749	
University of Illinois at Urbana-Champaign	076332-15444 Amd 1/2014-07306-14	10.329	Crop Protection and Pest Management Competitive Grants Program	6,491	1,020
<b>Department of Defense, National Security Agency</b>					
Direct	H98230-16-1-0201	12.900	Language Grant Program	33,847	
Direct	H98230-17-1-0017	12.900	Language Grant Program	4,510	
Direct	H98230-17-1-0038	12.900	Language Grant Program	4,182	
<b>Department of Defense, Office of the Secretary of Defense</b>					
Passthrough:					
Institute of International Education	0054-UMN-14-CHN-280-P01	12.550	The Language Flagship Grants to Institutions of Higher Education	468,799	
Institute of International Education	0054-UMN-14-PI-280-P03	12.550	The Language Flagship Grants to Institutions of Higher Education	340,945	
Institute of International Education	2340-UMN-4-CHN-083-PO1	12.550	The Language Flagship Grants to Institutions of Higher Education	(24,988)	
<b>Department of Education, Office of Elementary and Secondary Education</b>					
Direct	T365Z160084	84.365	English Language Acquisition State Grants	362,410	
Direct	T365Z160115	84.365	English Language Acquisition State Grants	179,085	30,000
Passthrough:					
MN Office of Higher Education	SWIFT 106191/3883	84.367	Improving Teacher Quality State Grants	44,453	
MN Office of Higher Education	SWIFT 121521/4482	84.367	Improving Teacher Quality State Grants	5,684	
MN Office of Higher Education	Swift Contract No. 106196	84.367	Improving Teacher Quality State Grants	38,824	
MN Office of Higher Education	SWIFT E6001	84.367	Improving Teacher Quality State Grants	75,349	
National Writing Project	92-MN01-SEED2016-ILI	84.367	Improving Teacher Quality State Grants	14,917	
National Writing Project	92-MN01-SEED2017-CRWPAI	84.367	Improving Teacher Quality State Grants	745	
<b>Department of Education, Office of Special Education and Rehabilitative Services</b>					
Direct	H325D130017	84.325	Special Education—Personnel Development to Improve Services and Results for Children with Disabilities	244,919	
<b>Department of Health and Human Services, Administration for Children and Families</b>					
Passthrough:					
MN Department of Human Services	GRK%80888	93.658	Foster Care_Title IV-E	1,301,274	
MN Department of Human Services	GRK%80888	93.658	Foster Care_Title IV-E	371,152	341,504
MN Department of Human Services	Swift# GRK%80883 SFY15PO 3000030409	93.658	Foster Care_Title IV-E	463,683	
<b>Department of Health and Human Services, Agency for Healthcare Research and Quality</b>					
Direct	1R36HS024180-01	93.226	Research on Healthcare Costs, Quality and Outcomes	1,312	
Direct	5R01HS022085-04	93.226	Research on Healthcare Costs, Quality and Outcomes	538,405	57,790
Direct	5T32HS000036-29	93.225	National Research Service Awards_Health Services Research Training	578,235	

(Continued)

**UNIVERSITY OF MINNESOTA**

**SCHEDULE OF EXPENDITURES OF FEDERAL AWARDS  
FOR THE YEAR ENDED JUNE 30, 2017**

Cluster, Agency, Subagency, Direct/ Pass-through, Pass-through Entity	Award #	CFDA#	CFDA Program Title	Federal Expenditures	Passed through to Subrecipients
<b>Department of Health and Human Services, Centers for Disease Control and Prevention</b>					
Direct	1R25DA039074-01A1 Revised	93.270	Adult Viral Hepatitis Prevention and Control	\$ 12,919	\$
Direct	2T42OH008434-11	93.262	Occupational Safety and Health Program	381,557	131,109
Direct	5T42OH008434-10 Revised	93.262	Occupational Safety and Health Program	8,623	7,765
Direct	5T42OH008434-12	93.262	Occupational Safety and Health Program	1,319,235	128,819
<b>Department of Health and Human Services, Health Resources and Services Administration</b>					
Direct	2 T73MC12835-08-02	93.110	Maternal and Child Health Federal Consolidated Programs	627,606	
Direct	4D09HP25921-03-02	93.247	Advanced Nursing Education Grant Program	121,242	18,707
Direct	4T20MC07469-10-01	93.110	Maternal and Child Health Federal Consolidated Programs	14,412	
Direct	4T21MC25744-03-02	93.110	Maternal and Child Health Federal Consolidated Programs	16,419	
Direct	5 D54HP05468-11-00	93.884	Grants for Primary Care Training and Enhancement	20,081	
Direct	5 D85HP28496-03-00	93.059	Training in General, Pediatric, and Public Health Dentistry	359,872	
Direct	5T71MC00006-39-02	93.110	Maternal and Child Health Federal Consolidated Programs	430,542	
Direct	5T79MC00007-29-00	93.110	Maternal and Child Health Federal Consolidated Programs	180,912	
Direct	6 T32HP22239-05-03	93.186	National Research Service Award in Primary Care Medicine	133,686	
Direct	6 T32HP22239-06-01	93.186	National Research Service Award in Primary Care Medicine	364,495	
Direct	6M01HP25192	93.732	Mental and Behavioral Health Education and Training Grants	6,744	
Direct	D56HP20690-03-00	93.884	Grants for Primary Care Training and Enhancement	4,647	
Direct	T73MC12835-07	93.110	Maternal and Child Health Federal Consolidated Programs	(353)	
Direct	T76MC00005-61-00	93.110	Maternal and Child Health Federal Consolidated Programs	328,679	
<b>Department of Health and Human Services, Substance Abuse and Mental Health Services Administration</b>					
Direct	1G02HP27955-03-00	93.243	Substance Abuse and Mental Health Services_Projects of Regional and National Significance	419,691	
<b>Department of Homeland Security</b>					
Direct	2010-ST-061-FD0001-06 AMD #4	97.061	Centers for Homeland Security	880	
<b>Department of Veterans Affairs</b>					
Direct	NS Prog VA Instr IPA's	64.UXX	Unid CFDA-Department of Veterans Affairs	497,303	
<b>Environmental Protection Agency, Office of Research and Development (ORD)</b>					
Direct	CR-83492801-05	66.511	Office of Research and Development Consolidated Research/Training/Fellowships	361,591	
<b>National Aeronautics and Space Administration</b>					
Direct	NNX15AP63H	43.012	Space Technology	68,732	
<b>National Endowment for the Humanities</b>					
Direct	AQ-248179-16	45.163	Promotion of the Humanities_Professional Development	23,440	
<b>Vietnam Education Foundation</b>					
Direct	CON4854 VEF Fellowship Prog	85.U09	Unid CFDA-Vietnam Education Foundation	27,409	
				<u>Total Instruction</u>	<u>716,714</u>
				<u>Total Non Clustered Programs</u>	<u>14,725,565</u>
				<u>TOTAL FEDERAL EXPENDITURES</u>	<u>\$ 1,012,111,762</u>

(Concluded)

# UNIVERSITY OF MINNESOTA

## NOTES TO THE SCHEDULE OF EXPENDITURES OF FEDERAL AWARDS FOR THE YEAR ENDED JUNE 30, 2017

---

### 1. SUMMARY OF SIGNIFICANT ACCOUNTING POLICIES

The accompanying schedule of expenditures of federal awards (the "Schedule") includes the federal grant activity of the University of Minnesota (the "University") for the year ended June 30, 2017 and is prepared on the cash basis of accounting. The information presented in the Schedule is presented in accordance with the requirements of Title 2 U.S. *Code of Federal Regulations* Part 200, *Uniform Administrative Requirements, Cost Principles, and Audit Requirements for Federal Awards* (Uniform Guidance). Therefore, some amounts presented in the Schedule may differ from amounts presented in, or used in, the preparation of the University's consolidated financial statements.

The University passes through certain funds to subgrantee organizations. Expenditures incurred by the subgrantees and reimbursed by the University are presented in the Schedule but not in the consolidated financial statements of the University. The University is also the subrecipient of federal funds, which have been subject to testing and are reported expenditures included as pass-throughs in the Schedule.

### 2. FACILITIES AND ADMINISTRATIVE RATES

The University has not elected to use the 10% de minimis indirect cost rate. The University utilized facilities and administrative rates that have been negotiated with and approved by its cognizant agency, the U.S. Department of Health and Human Services, and are effective for the period July 1, 2015 through June 30, 2019.

The rates agreement effective July 1, 2015 stipulates that the F&A rates remain unchanged from FY2016 to FY2017. In FY2017, the Hormel Institute rate increased from 52.5% to 55.0% and will remain at 55% through FY2019. Additionally, the Organized Research rate will increase to 53.0% in FY2018 and 54.0% in FY2019.

### 3. RELATIONSHIP TO FEDERAL FINANCIAL REPORTS

The regulations and guidelines governing the preparation of federal financial reports vary by agency and among programs administered by the same agency. Accordingly, the amounts reported in the federal financial reports do not necessarily agree with the amounts reported in the accompanying Schedule, which is prepared as explained in Note 1 above.

### 4. SUBRECIPIENTS

For the year ended June 30, 2017, amounts provided to subrecipients totaled \$100,973,567 and are listed by program on the Schedule.

### 5. CATALOG OF FEDERAL DOMESTIC ASSISTANCE (CFDA) NUMBERS

Some of the federal assistance presented in the accompanying Schedule includes federal assistance programs and contracts that have not been assigned a CFDA number. These programs and contracts are presented with only the federal agency's two-digit prefix followed by the abbreviation "RD" for those programs in the research and development



cluster, "U" for federal awards where the exact CFDA number is unknown, and "C" for federal awards where the exact CFDA number is unknown and the federal awards would be in a group of funding that CFDA numbers are not assigned for.

**6. FEDERAL PERKINS LOAN PROGRAM**

Amounts reported in the Schedule for the Federal Perkins Loan Program represent administrative and collection costs. Outstanding loans as of June 30, 2017, under the Federal Perkins Loan Program were \$267,354,290. New Federal Perkins Loans of \$6,923,965 were advanced to students during the year ended June 30, 2017.

**7. NEGATIVE EXPENDITURES**

Within the Schedule there are negative amounts which represent a credit or adjustment, net of the expenditures incurred.

**8. RECONCILIATION OF FEDERAL AWARDS TO THE CONSOLIDATED FINANCIAL STATEMENTS**

The following schedule is a reconciliation of total expenditures as shown on the Schedule to the operating expenses reported on the consolidated statement of revenues, expenses and changes in net position for the year ended June 30, 2017, which is included as part of the University's consolidated financial statements.

Schedule of expenditures of federal awards	\$1,012,111,762
Federal loan program amounts provided by Student Finance Office not directly included on the consolidated financial statements (Federal Direct Loan Advances-CFDA 84.268, Federal Work Study-CFDA 84.033, Pell Grant Program-CFDA 84.063, SEOG-CFDA 84.007, TEACH-CFDA 84.379 & Health Professions Student Loans-CFDA 93.342)	\$(430,158,740)
Expenditures of federal program dollars included in consolidated operating expenses	49,675,451
Less expenditures not included on the consolidated statement of revenues, expenses, and changes in net assets (equipment, buildings, and structures)	(111,671,833)
Difference of prior-year overdrafts added back and current-year overdrafts subtracted out	(1,125,726)
Adjustments for expenditures of federal program dollars included in consolidated operating expenses and/or expenditures of non-federal program dollars included in consolidated operating expenses	244,695
Less cash to accrual basis adjusting journal entries (year-end close)	(10,169,239)
Less federal pass-through grants not on the consolidated statement of revenues, expenses, and change in net assets	<u>(113,714,268)</u>
Subtotal Single Audit expense adjustments in sponsored federal funds in general ledger	(616,919,660)
Expenditures of non-federal dollars included in consolidated operating expenses	3,273,914,307
Internal Sales included in consolidated operating expenses	(235,528,203)
Depreciation included in consolidated operating expenses	208,645,406
Non-depreciation and internal sales accrual basis adjusting journal entries (year-end close)	<u>25,866,894</u>
Total operating expenses as shown on the consolidated statement of revenues, expenses and changes in net position for the year ended June 30, 2017	<u>\$3,668,090,506</u>

# UNIVERSITY OF MINNESOTA

## SCHEDULE OF FINDINGS AND QUESTIONED COSTS FOR THE YEAR ENDED JUNE 30, 2017

---

### SECTION I—SUMMARY OF AUDITORS' RESULTS

#### Financial Statements

- A. Type of auditors' report issued: Unmodified
- B. Internal control over financial reporting:
- Material weakness(es) identified? \_\_\_\_\_ Yes   X   No
  - Significant deficiency(ies) identified? \_\_\_\_\_ Yes   X   None reported
- C. Noncompliance material to financial statements noted? \_\_\_\_\_ Yes   X   No

#### Federal Awards

- D. Internal control over major programs:
- Material weakness(es) identified? \_\_\_\_\_ Yes   X   No
  - Significant deficiency(ies) identified? \_\_\_\_\_ Yes   X   None reported
- E. Type of auditors' report issued on compliance for major programs: Unmodified
- F. Any audit findings disclosed that are required to be reported in accordance with 2 CFR 200.516(a)? \_\_\_\_\_ Yes   X   No
- G. Identification of major programs:

CFDA Number	Name of Federal Program or Cluster
Various	Research and Development Cluster*
Various	Student Financial Assistance Cluster*
10.561	State Administration Matching Grants for the Supplemental Nutrition Assistance Program
10.500	Cooperative Extension Service
93.241	State Rural Hospital Flexibility Program

\* This program has various and unidentified CFDA numbers.

- H. Dollar threshold used to distinguish between Type A and Type B programs: \$3,036,335 for Type A programs
- I. Auditee qualified as low-risk auditee?   X   Yes \_\_\_\_\_ No

**SECTION II—FINANCIAL STATEMENT FINDINGS**

No financial statement matters are reportable matters.

**SECTION III—FEDERAL AWARD FINDINGS AND QUESTIONED COSTS**

No matters are reportable matters.

UNIVERSITY OF MINNESOTA

SUMMARY SCHEDULE OF PRIOR YEAR AUDIT FINDINGS  
FOR THE YEAR ENDED JUNE 30, 2017

---

None reported in prior years.

\* \* \* \* \*

REPORT PACKAGE COVER PAGE

The purpose of this report cover is to identify each  
Minnesota Office of Higher Education  
Financial Aid Program covered by this report package

UNIVERSITY OF MINNESOTA

MINNEAPOLIS, MN

COMPLIANCE ATTESTATION EXAMINATION  
OF MINNESOTA OFFICE OF HIGHER EDUCATION FINANCIAL AID PROGRAMS

UNIVERSITY OF MINNESOTA – CROOKSTON

- \* Minnesota State Grant Program
- \* Student Educational Loan Fund
- \* Non-AFDC Child Care Grant Program
- \* Minnesota State Work Study Program
- \* Minnesota Indian Scholarship Program
  - \* Minnesota GI Bill Program
- \* Minnesota-North Dakota Reciprocity Program
- \* Minnesota-South Dakota Reciprocity Program
- \* Minnesota-Wisconsin Reciprocity Program
  - \*Minnesota Dream Act

FOR THE STATE FISCAL YEAR ENDED JUNE 30, 2017

DELOITTE & TOUCHE LLP  
Certified Public Accountants

AUDITOR INFORMATION SHEET

UNIVERSITY OF MINNESOTA - CROOKSTON  
107 SELVIG HALL  
2900 UNIVERSITY AVE  
CROOKSTON, MN 56716

TEL. NO. +1 218 281 8343

FAX. NO. +1 218 281 8040

PRESIDENT: Eric W. Kaler

CHANCELLOR: Mary Holz-Clause

CONTACT PERSON & TITLE:  
Suzanne Paulson,  
Interim Controller

LEAD AUDITOR: Judi Dockendorf  
FIRM'S NAME: Deloitte & Touche, LLP  
ADDRESS: 50 South Sixth Street, Suite 2800  
Minneapolis, MN 55402

TEL. NO. +1 612 397 4000  
FAX. NO. +1 612 397 4450

Minnesota Office of Higher Education Programs Examined:

- \*Minnesota State Grant Program
- \*Student Educational Loan Fund
- \*Non-AFDC Child Care Grant Program
- \*Minnesota State Work Study Program
- \*Minnesota Indian Scholarship Program
- \*Minnesota GI Bill Program
- \*Minnesota-North Dakota Reciprocity Program
- \*Minnesota-South Dakota Reciprocity Program
- \*Minnesota-Wisconsin Reciprocity Program
- \*Minnesota Dream Act

Other campuses/locations considered as part of this entity and covered or excluded by this examination are:

- \*University of Minnesota–Crookston

Institution's Primary Accrediting Organization: Higher Learning Commission

Other Accrediting Organizations: Additional accrediting organizations available upon request

Records for the accounting and administration of the Minnesota Office of Higher Education Financial Aid Programs are located at (provide location): University of Minnesota – Crookston

## INDEPENDENT ACCOUNTANTS' REPORT

We have examined management of the University of Minnesota – Crookston's (the "Crookston Campus") assertion that the Crookston Campus complied with Minnesota statutes, rules, and procedures governing its participation in the Minnesota Office of Higher Education (OHE) Financial Aid Programs for the year ended June 30, 2017. The Crookston Campus' management is responsible for its assertion. Our responsibility is to express an opinion on management's assertion based on our examination.

Our examination was conducted in accordance with attestation standards established by the American Institute of Certified Public Accountants, *Government Auditing Standards*, issued by the Comptroller General of the United States; the Audit (Attestation) Guide, *Audits/Attestation Engagements of Federal Student Financial Assistance Programs*, issued by the U.S. Department of Education; Office of the Inspector General and the Minnesota Office of Higher Education Audit and Program Review Guide for Fiscal Year 2015-16 (most recent guide). Those standards require that we plan and perform the examination to obtain reasonable assurance about whether management's assertion is fairly stated, in all material respects. An examination involves performing procedures to obtain evidence about management's assertion. The nature, timing, and extent of the procedures selected depend on our judgment and sample sizes prescribed by OHE, including an assessment of the risks of material misstatement of management's assertion, whether due to fraud or error. We believe that the evidence we obtained is sufficient and appropriate to provide a reasonable basis for our opinion.

In our opinion, management's assertion that the Crookston Campus complied with Minnesota statutes, rules, and procedures governing its participation in the OHE Financial Aid Programs for the year ended June 30, 2017 is fairly stated, in all material respects.

*Deloitte & Touche LLP*

January 29, 2018



Accountants' Comments  
on the Resolution of Prior Audit Findings,  
Recommendations and Questioned Costs

No findings, recommendations, or questioned costs were disclosed in the 2016 OHE accountants' report.

**UNIVERSITY OF MINNESOTA - CROOKSTON**

**SCHEDULE OF FINDINGS AND QUESTIONED COSTS  
YEAR ENDED JUNE 30, 2017**

---

<b>Program</b>	<b>Population</b>	<b>Sample</b>	<b>Instances of Material Noncompliance*</b>	<b>Questioned Costs</b>
Minnesota State Grant Program	478**	3**	0	0
Student Educational Loan Fund	24	18	0	0
Non-AFDC Child Care Grant Program	6	6	0	0
Minnesota State Work Study Program	72	26	0	0
Minnesota Indian Scholarship Program	6	6	0	0
Minnesota GI Bill Program	7	7	0	0
Minnesota-North Dakota Reciprocity Program	130	5	0	0
Minnesota-South Dakota Reciprocity Program	10	5	0	0
Minnesota-Wisconsin Reciprocity Program	73	5	0	0
Minnesota Dream Act	2	2	0	0

\* Material noncompliance is defined as any error greater than \$10,000 and all instances when a state statute or other law was found to have been violated.

\*\* The Twin Cities campus is responsible for all functions of the Minnesota State Grant for the Twin Cities, Rochester, Morris and Crookston campuses. The Twin Cities campus does the set-up/programming/equations, runs the batch packaging process, and posts awards for Crookston, Morris, and Twin Cities/Rochester students. Rochester operates under the Twin Cities campus for all financial aid purposes. Therefore, we looked at all 3 campuses in total for our examination purposes, however, the population and sample noted herein represents just the Crookston population and selected sample.

No examination findings or questioned costs were identified.

REPORT PACKAGE COVER PAGE

The purpose of this report cover is to identify each  
Minnesota Office of Higher Education  
Financial Aid Program covered by this report package

UNIVERSITY OF MINNESOTA

MINNEAPOLIS, MN

COMPLIANCE ATTESTATION EXAMINATION  
OF MINNESOTA OFFICE OF HIGHER EDUCATION FINANCIAL AID PROGRAMS

UNIVERSITY OF MINNESOTA – MORRIS

- \* Minnesota State Grant Program
- \* Student Educational Loan Fund
- \* Non-AFDC Child Care Grant Program
- \* Minnesota State Work Study Program
- \* Minnesota Indian Scholarship Program
- \* Minnesota-North Dakota Reciprocity Program
- \* Minnesota-South Dakota Reciprocity Program
- \* Minnesota-Wisconsin Reciprocity Program
- \* Minnesota Dream Act

FOR THE STATE FISCAL YEAR ENDED JUNE 30, 2017

DELOITTE & TOUCHE LLP  
Certified Public Accountants

AUDITOR INFORMATION SHEET

UNIVERSITY OF MINNESOTA - MORRIS  
UMM CHANCELLOR'S OFFICE  
ROOM 309 BEHM  
600 E 4<sup>TH</sup> ST  
MORRIS, MN 56267

TEL. NO. +1 320 589 6020

FAX. NO. +1 320 589 6399

PRESIDENT: Eric W. Kaler

CHANCELLOR: Michelle Behr

CONTACT PERSON & TITLE:  
Suzanne Paulson,  
Interim Controller

LEAD AUDITOR: Judi Dockendorf  
FIRM'S NAME: Deloitte & Touche, LLP  
ADDRESS: 50 South Sixth Street, Suite 2800  
Minneapolis, MN 55402

TEL. NO. +1 612 397 4000  
FAX. NO. +1 612 397 4450

Minnesota Office of Higher Education Programs Examined:

- \*Minnesota State Grant Program
- \*Student Educational Loan Fund
- \*Non-AFDC Child Care Grant Program
- \*Minnesota State Work Study Program
- \*Minnesota Indian Scholarship Program
- \*Minnesota-North Dakota Reciprocity Program
- \*Minnesota-South Dakota Reciprocity Program
- \*Minnesota-Wisconsin Reciprocity Program
- \*Minnesota Dream Act

Other campuses/locations considered as part of this entity and covered or excluded by this examination are:

- \*University of Minnesota–Morris

Institution's Primary Accrediting Organization: Higher Learning Commission

Other Accrediting Organizations: Additional accrediting organizations available upon request

Records for the accounting and administration of the Minnesota Office of Higher Education Financial Aid Programs are located at (provide location): University of Minnesota – Morris

## INDEPENDENT ACCOUNTANTS' REPORT

We have examined management of the University of Minnesota – Morris' (the "Morris Campus") assertion that the Morris Campus complied with Minnesota statutes, rules, and procedures governing its participation in the Minnesota Office of Higher Education (OHE) Financial Aid Programs for the year ended June 30, 2017. The Morris Campus' management is responsible for its assertion. Our responsibility is to express an opinion on management's assertion based on our examination.

Our examination was conducted in accordance with attestation standards established by the American Institute of Certified Public Accountants, *Government Auditing Standards*, issued by the Comptroller General of the United States; the Audit (Attestation) Guide, *Audits/Attestation Engagements of Federal Student Financial Assistance Programs*, issued by the U.S. Department of Education; Office of the Inspector General and the Minnesota Office of Higher Education Audit and Program Review Guide for Fiscal Year 2015-16 (most recent guide). Those standards require that we plan and perform the examination to obtain reasonable assurance about whether management's assertion is fairly stated, in all material respects. An examination involves performing procedures to obtain evidence about management's assertion. The nature, timing, and extent of the procedures selected depend on our judgment and sample sizes prescribed by OHE, including an assessment of the risks of material misstatement of management's assertion, whether due to fraud or error. We believe that the evidence we obtained is sufficient and appropriate to provide a reasonable basis for our opinion.

In our opinion, management's assertion that the Morris Campus complied with Minnesota statutes, rules, and procedures governing its participation in the OHE Financial Aid Programs for the year ended June 30, 2017 is fairly stated, in all material respects.

*Deloitte & Touche LLP*

January 29, 2018

Accountants' Comments  
on the Resolution of Prior Audit Findings,  
Recommendations and Questioned Costs

No findings, recommendations, or questioned costs were disclosed in the 2016 OHE accountants' report.

**UNIVERSITY OF MINNESOTA - MORRIS**

**SCHEDULE OF FINDINGS AND QUESTIONED COSTS  
YEAR ENDED JUNE 30, 2017**

---

<b>Program</b>	<b>Population</b>	<b>Sample</b>	<b>Instances of Material Noncompliance*</b>	<b>Questioned Costs</b>
Minnesota State Grant Program	620**	3**	0	0
Student Educational Loan Fund	22	16	0	0
Non-AFDC Child Care Grant Program	2	2	0	0
Minnesota State Work Study Program	96	35	0	0
Minnesota Indian Scholarship Program	7	7	0	0
Minnesota-North Dakota Reciprocity Program	16	5	0	0
Minnesota-South Dakota Reciprocity Program	67	5	0	0
Minnesota-Wisconsin Reciprocity Program	34	5	0	0
Minnesota Dream Act	3	3	0	0

\* Material noncompliance is defined as any error greater than \$10,000 and all instances when a state statute or other law was found to have been violated.

\*\* The Twin Cities campus is responsible for all functions of the Minnesota State Grant for the Twin Cities, Rochester, Morris and Crookston campuses. The Twin Cities campus does the set-up/programming/equations, runs the batch packaging process, and posts awards for Crookston, Morris, and Twin Cities/Rochester students. Rochester operates under the Twin Cities campus for all financial aid purposes. Therefore, we looked at all 3 campuses in total for our examination purposes, however, the population and sample noted herein represents just the Morris population and selected sample.

No examination findings or questioned costs were identified.

## REPORT PACKAGE COVER PAGE

The purpose of this report cover is to identify each  
Minnesota Office of Higher Education  
Financial Aid Program covered by this report package

UNIVERSITY OF MINNESOTA

MINNEAPOLIS, MN

COMPLIANCE ATTESTATION EXAMINATION  
OF MINNESOTA OFFICE OF HIGHER EDUCATION FINANCIAL AID PROGRAMS

UNIVERSITY OF MINNESOTA – DULUTH

- \* Minnesota State Grant Program
- \* Student Educational Loan Fund
- \* Non-AFDC Child Care Grant Program
- \* Minnesota State Work Study Program
- \* Minnesota Indian Scholarship Program
  - \* Minnesota GI Bill Program
- \* Minnesota-North Dakota Reciprocity Program
- \* Minnesota-South Dakota Reciprocity Program
- \* Minnesota-Wisconsin Reciprocity Program
  - \*Manitoba Reciprocity Program
  - \*Minnesota Dream Act

FOR THE STATE FISCAL YEAR ENDED JUNE 30, 2017

DELOITTE & TOUCHE LLP  
Certified Public Accountants



AUDITOR INFORMATION SHEET

UNIVERSITY OF MINNESOTA - DULUTH  
DARLAND ADMINISTRATION BUILDING 515  
1049 UNIVERSITY DRIVE  
DULUTH, MN 55812

TEL. NO. +1 218 726 7106

FAX. NO. +1 218 726 6535

PRESIDENT: Eric W. Kaler

CHANCELLOR: Lendley Black

CONTACT PERSON & TITLE:  
Suzanne Paulson,  
Interim Controller

LEAD AUDITOR: Judi Dockendorf  
FIRM'S NAME: Deloitte & Touche, LLP  
ADDRESS: 50 South Sixth Street, Suite 2800  
Minneapolis, MN 55402

TEL. NO. +1 612 397 4000  
FAX. NO. +1 612 397 4450

Minnesota Office of Higher Education Programs Examined:

- \*Minnesota State Grant Program
- \*Student Educational Loan Fund
- \*Non-AFDC Child Care Grant Program
- \*Minnesota State Work Study Program
- \*Minnesota Indian Scholarship Program
- \*Minnesota GI Bill Program
- \*Minnesota-North Dakota Reciprocity Program
- \*Minnesota-South Dakota Reciprocity Program
- \*Minnesota-Wisconsin Reciprocity Program
- \*Manitoba Reciprocity Program
- \*Minnesota Dream Act

Other campuses/locations considered as part of this entity and covered or excluded by this examination are:

- \*University of Minnesota–Duluth

Institution's Primary Accrediting Organization: Higher Learning Commission

Other Accrediting Organizations: Additional accrediting organizations available upon request

Records for the accounting and administration of the Minnesota Office of Higher Education Financial Aid Programs are located at (provide location): University of Minnesota – Duluth

## INDEPENDENT ACCOUNTANTS' REPORT

We have examined management of the University of Minnesota – Duluth's (the "Duluth Campus") assertion that the Duluth Campus complied with Minnesota statutes, rules, and procedures governing its participation in the Minnesota Office of Higher Education (OHE) Financial Aid Programs for the year ended June 30, 2017. The Duluth Campus' management is responsible for its assertion. Our responsibility is to express an opinion on management's assertion based on our examination.

Our examination was conducted in accordance with attestation standards established by the American Institute of Certified Public Accountants, *Government Auditing Standards*, issued by the Comptroller General of the United States; the Audit (Attestation) Guide, *Audits/Attestation Engagements of Federal Student Financial Assistance Programs*, issued by the U.S. Department of Education; Office of the Inspector General and the Minnesota Office of Higher Education Audit and Program Review Guide for Fiscal Year 2015-16 (most recent guide). Those standards require that we plan and perform the examination to obtain reasonable assurance about whether management's assertion is fairly stated, in all material respects. An examination involves performing procedures to obtain evidence about management's assertion. The nature, timing, and extent of the procedures selected depend on our judgment and sample sizes prescribed by OHE, including an assessment of the risks of material misstatement of management's assertion, whether due to fraud or error. We believe that the evidence we obtained is sufficient and appropriate to provide a reasonable basis for our opinion.

In our opinion, management's assertion that the Duluth Campus complied with Minnesota statutes, rules, and procedures governing its participation in the OHE Financial Aid Programs for the year ended June 30, 2017 is fairly stated, in all material respects.

*Deloitte & Touche LLP*

January 29, 2018

Accountants' Comments  
on the Resolution of Prior Audit Findings,  
Recommendations and Questioned Costs

No findings, recommendations, or questioned costs were disclosed in the 2016 OHE accountants' report.

# UNIVERSITY OF MINNESOTA - DULUTH

## SCHEDULE OF FINDINGS AND QUESTIONED COSTS YEAR ENDED JUNE 30, 2017

---

Program	Population	Sample	Instances of Material Noncompliance*	Questioned Costs
Minnesota State Grant Program	2,739	45	0	0
Student Educational Loan Fund	319	41	0	0
Non-AFDC Child Care Grant Program	1	1	0	0
Minnesota State Work Study Program	388	42	0	0
Minnesota Indian Scholarship Program	25	19	0	0
Minnesota GI Bill Program	19	14	0	0
Minnesota-North Dakota Reciprocity Program	77	5	0	0
Minnesota-South Dakota Reciprocity Program	22	5	0	0
Minnesota-Wisconsin Reciprocity Program	882	5	0	0
Manitoba Reciprocity Program	2	2	0	0
Minnesota Dream Act	6	6	0	0

\* Material noncompliance is defined as any error greater than \$10,000 and all instances when a state statute or other law was found to have been violated.

No examination findings or questioned costs were identified.

REPORT PACKAGE COVER PAGE

The purpose of this report cover is to identify each  
Minnesota Office of Higher Education  
Financial Aid Program covered by this report package

UNIVERSITY OF MINNESOTA

MINNEAPOLIS, MN

COMPLIANCE ATTESTATION EXAMINATION  
OF MINNESOTA OFFICE OF HIGHER EDUCATION FINANCIAL AID PROGRAMS

UNIVERSITY OF MINNESOTA – TWIN CITIES  
UNIVERSITY OF MINNESOTA – ROCHESTER

- \* Minnesota State Grant Program
- \* Student Educational Loan Fund
- \* Non-AFDC Child Care Grant Program
- \* Minnesota State Work Study Program
- \* Minnesota Indian Scholarship Program
  - \* Minnesota GI Bill Program
- \* Minnesota-North Dakota Reciprocity Program
- \* Minnesota-South Dakota Reciprocity Program
- \* Minnesota-Wisconsin Reciprocity Program
  - \*Manitoba Reciprocity Program
  - \*Minnesota Dream Act

FOR THE STATE FISCAL YEAR ENDED JUNE 30, 2017

DELOITTE & TOUCHE LLP  
Certified Public Accountants

AUDITOR INFORMATION SHEET

UNIVERSITY OF MINNESOTA – TWIN CITIES  
100 CHURCH STREET SE  
220 MORRILL HALL  
MINNEAPOLIS, MN 55455

TEL. NO. +1 612 625 6300

FAX. NO. +1 612 624 3318

PRESIDENT: Eric W. Kaler

CONTACT PERSON & TITLE:  
Suzanne Paulson,  
Interim Controller

LEAD AUDITOR: Judi Dockendorf  
FIRM'S NAME: Deloitte & Touche, LLP  
ADDRESS: 50 South Sixth Street, Suite 2800  
Minneapolis, MN 55402

TEL. NO. +1 612 397-4000  
FAX. NO. +1 612 397 4450

Minnesota Office of Higher Education Programs Examined:

- \*Minnesota State Grant Program
- \*Student Educational Loan Fund
- \*Non-AFDC Child Care Grant Program
- \*Minnesota State Work Study Program
- \*Minnesota Indian Scholarship Program
- \*Minnesota GI Bill Program
- \*Minnesota-North Dakota Reciprocity Program
- \*Minnesota-South Dakota Reciprocity Program
- \*Minnesota-Wisconsin Reciprocity Program
- \*Manitoba Reciprocity Program
- \*Minnesota Dream Act

Other campuses/locations considered as part of this entity and covered or excluded by this examination are:

- \*University of Minnesota–Twin Cities
- \*University of Minnesota–Rochester

Institution's Primary Accrediting Organization: Higher Learning Commission

Other Accrediting Organizations: Additional accrediting organizations available upon request

Records for the accounting and administration of the Minnesota Office of Higher Education Financial Aid Programs are located at (provide location): University of Minnesota – Twin Cities

## INDEPENDENT ACCOUNTANTS' REPORT

We have examined management of the University of Minnesota – Twin Cities' (the "Twin Cities Campus") assertion that the Twin Cities Campus complied with Minnesota statutes, rules, and procedures governing its participation in the Minnesota Office of Higher Education (OHE) Financial Aid Programs for the year ended June 30, 2017. The Twin Cities Campus' management is responsible for its assertion. Our responsibility is to express an opinion on management's assertion based on our examination.

Our examination was conducted in accordance with attestation standards established by the American Institute of Certified Public Accountants, *Government Auditing Standards*, issued by the Comptroller General of the United States; the Audit (Attestation) Guide, *Audits/Attestation Engagements of Federal Student Financial Assistance Programs*, issued by the U.S. Department of Education; Office of the Inspector General and the Minnesota Office of Higher Education Audit and Program Review Guide for Fiscal Year 2015-16 (most recent guide). Those standards require that we plan and perform the examination to obtain reasonable assurance about whether management's assertion is fairly stated, in all material respects. An examination involves performing procedures to obtain evidence about management's assertion. The nature, timing, and extent of the procedures selected depend on our judgment and sample sizes prescribed by OHE, including an assessment of the risks of material misstatement of management's assertion, whether due to fraud or error. We believe that the evidence we obtained is sufficient and appropriate to provide a reasonable basis for our opinion.

In our opinion, management's assertion that the Twin Cities Campus complied with Minnesota statutes, rules, and procedures governing its participation in the OHE Financial Aid Programs for the year ended June 30, 2017 is fairly stated, in all material respects.

*Deloitte & Touche LLP*

January 29, 2018

Accountants' Comments  
on the Resolution of Prior Audit Findings,  
Recommendations and Questioned Costs

No findings, recommendations, or questioned costs were disclosed in the 2016 OHE accountants' report.



**UNIVERSITY OF MINNESOTA - TWIN CITIES**

**SCHEDULE OF FINDINGS AND QUESTIONED COSTS**

**YEAR ENDED JUNE 30, 2017**

---

<b>Program</b>	<b>Population</b>	<b>Sample</b>	<b>Instances of Material Noncompliance*</b>	<b>Questioned Costs</b>
Minnesota State Grant Program	7,355**	39**	0	0
Student Educational Loan Fund	1,028	44	0	0
Non-AFDC Child Care Grant Program	77	28	0	0
Minnesota State Work Study Program	1,691	45	0	0
Minnesota Indian Scholarship Program	30	22	0	0
Minnesota GI Bill Program	60	30	0	0
Minnesota-North Dakota Reciprocity Program	364	5	0	0
Minnesota-South Dakota Reciprocity Program	445	5	0	0
Minnesota-Wisconsin Reciprocity Program	4,012	5	0	0
Manitoba Reciprocity Program	16	5	0	0
Minnesota Dream Act	60	30	0	0

\* Material noncompliance is defined as any error greater than \$10,000 and all instances when a state statute or other law was found to have been violated.

\*\* The Twin Cities campus is responsible for all functions of the Minnesota State Grant for the Twin Cities, Rochester, Morris and Crookston campuses. The Twin Cities campus does the set-up/programming/equations, runs the batch packaging process, and posts awards for Crookston, Morris, and Twin Cities/Rochester students. Rochester operates under the Twin Cities campus for all financial aid purposes. Therefore, we looked at all 3 campuses in total for our examination purposes, however, the population and sample noted herein represents just the Twin Cities population and selected sample.

No examination findings or questioned costs were identified.

## INDEPENDENT ACCOUNTANTS' REPORT ON APPLYING AGREED-UPON PROCEDURES

Board of Regents and  
Athletic Director Mark Coyle  
University of Minnesota  
Minneapolis, Minnesota

We have performed the procedures enumerated below, which were agreed to by the University of Minnesota Athletics Department (the "University"), with respect to the accounting records as of and for the year ended June 30, 2017, solely to assist you in evaluating whether the accompanying statement of revenues and expenditures and the related notes (the "Statement") is in compliance with the National Collegiate Athletic Association (NCAA) Bylaw 3.2.4.15 and FY2017 Financial Agreed-Upon Procedures dated May 15, 2017 ("NCAA Bylaw 3.2.4.15"). The University's management is responsible for the Statement and the University's compliance with those requirements. The sufficiency of these procedures is solely the responsibility of those parties specified in this report. Consequently, we make no representation regarding the sufficiency of the procedures described below either for the purpose for which this report has been requested or for any other purpose.

### Agreed-Upon Procedures Related to the Statement of Revenues and Expenses

- We obtained the Statement as prepared by the University for the year ended June 30, 2017, as included in Exhibit A to this report.
- We recalculated the total dollar amounts on the Statement and compared the amounts on each line on the Statement to the corresponding amounts on the reconciliation prepared by management between the University's general ledger and the amounts on the Statement, noting no exceptions.
- We compared the dollar amounts on management's reconciliation to the University's general ledger and recalculated the total presented in the Statement, noting no exceptions.
- We compared current year recorded revenue and expense amounts over 10% of the total revenue or expense amounts, respectively, to prior-year recorded amounts and current-year budgeted amounts recorded in the Statement and general ledger, and obtained explanations from management for any variances in excess of 10% in revenue and expense amounts.

## **Agreed-Upon Procedures Related to Revenues and Expenditures**

- We compared and agreed each operating revenue and operating expense category reported in the Statement during the year ended June 30, 2017, to supporting schedules provided by management, noting no exceptions.
- We haphazardly selected 13 operating revenue and 12 operating expense transactions from the Statement and compared and agreed the date, name, dollar amount, and description to supporting documentation. Our selections were made through the following procedures on revenues and expenditures in accordance with the agreed upon procedures required by NCAA Bylaw 3.2.4.15.

### ***Revenues***

- We compared tickets sold during the year ended June 30, 2017, complimentary tickets provided during the year ended June 30, 2017, and unsold tickets during the year ended June 30, 2017, to the related revenue reported by the University in the Statement and the related attendance figures, noting no exceptions.
- We inquired of University management as to whether the University received student fee revenue during the year ended June 30, 2017, noting that it did not; no further procedures were performed.
- We inquired of University management as to whether the University received direct state or other governmental support during the year ended June 30, 2017, noting that it did not; no further procedures were performed.
- We compared the total direct institutional support recorded by the University during the year ended June 30, 2017 to the institutional support of budget transfers documentation and other corroborative supporting documentation, noting no exceptions.
- We inquired of University management as to whether the institution received transfers back from the athletics department noting that the athletic department retains any profits for future financial fluctuations and, therefore, does not transfer any of its profits back to the University; no further procedures were performed.
- We compared the total indirect institutional support recorded by the University during the year ended June 30, 2017 to institutional support of budget transfers documentation and corroborative supporting documentation, noting no exceptions.
- We obtained the listing of away game guarantees and traced the settlement reports and contractual agreements for all away game guarantees to the University's general ledger and the Statement, noting no exceptions.
- We inquired of University management as to whether the University received contributions of money, goods, or services directly by an intercollegiate athletics program from any affiliated or outside organization, agency, or group of individuals (two or more) that constituted 10% or more in aggregate during the year ended June 30, 2017 of all contributions received by intercollegiate athletics, noting there were none; no further procedures were performed.

- We inquired of University management as to whether the University received in-kind donations during the year ended June 30, 2017, noting there were none; no further procedures were performed.
- We inquired of University management as to whether any employees of the University received compensation and benefits provided by a third party during the year ended June 30, 2017, noting that none did; no further procedures were performed.
- We obtained and inspected agreements related to the University's participation in revenues from broadcast, television, and radio rights during the year ended June 30, 2017 to gain an understanding of the rights received by the University through its conference offices. We compared and agreed related revenues to a summary statement of all media rights identified and haphazardly selected one agreement. We traced our selection to supporting documentation, compared the amounts to the amounts listed in the general ledger detail, and recalculated totals, noting no exceptions.
- We compared the amounts recorded in NCAA distributions revenue during the year ended June 30, 2017 to general ledger detail for NCAA distributions and haphazardly selected on distribution. We traced our selection to supporting documentation, compared the amounts to the amounts listed in the general ledger detail, and recalculated totals, noting no exceptions.
- We obtained and inspected agreements related to the University's conference distributions and participation in revenues from tournaments during the year ended June 30, 2017, to gain an understanding of the relevant terms and conditions. We compared and agreed the related revenues to the University's general ledger and the Statement, and made one haphazard selection. We traced our selection to supporting documentation, compared the amounts to the amounts listed in the general ledger detail, and recalculated totals, noting no exceptions.
- We obtained the listing of program sales, concessions, novelty sales, and parking during the year ended June 30, 2017, agreed the total to the Statement and made three haphazard selections. We traced our selections to supporting documentation, compared the amounts to the amounts listed in the general ledger detail, and recalculated totals, noting no exceptions.
- We obtained and inspected agreements related to the University's participation in revenues from royalties, licensing, advertisements, and sponsorships during the year ended June 30, 2017 to gain an understanding of the relevant terms and conditions, compared, agreed the total related revenues within the supporting schedule to the Statement and made two haphazard selections. We traced our selections to supporting documentation, compared the amounts to the amounts listed in the general ledger detail, and recalculated totals, noting no exceptions.
- We inquired of University management as to whether the University received sports camp revenues during the year ended June 30, 2017, noting none; no further procedures were performed.
- We obtained and inspected one haphazardly selected endowment agreement restricted to athletics to gain an understanding of the relevant terms and conditions, compared and agreed the classification and use of endowment and investment income reported in

the Statement during the year ended June 30, 2017 to the uses of income defined within the related endowment agreement and recalculated totals, noting no exceptions.

- We obtained and inspected agreements related to the institution's revenues from post-season bowl participation during the year ended June 30, 2017, agreed the total to the Statement, and made one haphazard selection. We traced our selection to supporting documentation, compared the amounts to the amounts listed in the general ledger detail, and recalculated totals, noting no exceptions.

### ***Expenditures***

- We selected a haphazard sample of 40 students from the listing of University student aid recipients during the year ended June 30, 2017, obtained individual student account detail for each selection and compared total aid allocated from the related aid award letter to the student's account. We compared the information for each student selected from the listing to ensure their information was reported accurately in the NCAA's Compliance Assistant software, including recalculating the equivalency unit value reported to the NCAA for each student selected within the sample, and recalculated totals. We recalculated totals for each sport and overall. We did not perform equivalency unit recalculations for summer session student selections because the Department is not required to report equivalency unit values to the NCAA for the summer session. No exceptions were noted as a result of our procedures.
- We obtained and inspected visiting institutions' away-game settlement reports received by the University during the year ended June 30, 2017 and agreed related expenses to the University's general ledger and the Statement. We obtained and inspected contractual agreements pertaining to expenses recorded by the University from guaranteed contests during the year ended June 30, 2017. We compared and agreed the related amounts expensed by the University during the year ended June 30, 2017 to the University's general ledger and the Statement and recalculated totals, noting no exceptions.
- We obtained and inspected a listing of coaches employed by the University during the year ended June 30, 2017 and selected five coaches' contracts that included football, and men's and women's basketball from the listing. For each selection we compared and agreed the financial terms and conditions of each selection to the related coaching salaries, benefits, and bonuses recorded by the University in the Statement during the year ended June 30, 2017. We obtained and inspected payroll summary registers for the year ended June 30, 2017 for each selection. We compared and agreed payroll summary registers for the year ended June 30, 2017 to the related coaching salaries, benefits, and bonuses paid by the University and the expense recorded by the University in the Statement for the year ended June 30, 2017. We compared and agreed the totals recorded to the employment contracts executed for the sample selected and recalculated totals. No exceptions were noted.
- We inquired of University management as to whether any coaches were employed by third parties during the year ended June 30, 2017, noting there were none; no further procedures were performed.
- We selected five support staff/administrative personnel employed by the University during the year ended June 30, 2017. We obtained and inspected the payroll register for the selected personnel for the reporting period. We compared and agreed related summary payroll register to the related support staff/administrative salaries, benefits,

and bonuses paid by the University and related entities expense recorded by the University in the Statement during the reporting period and recalculated the totals, noting no exceptions.

- We inquired of University management as to whether any support staff/administrative personnel were employed by third parties during the year ended June 30, 2017, noting there were none; no further procedures were performed.
- We selected five employees who received a severance payment during the year ended June 30, 2017. We agreed the severance payment to the related termination letter or employment contract and recalculated totals, noting no exceptions.
- We obtained and documented an understanding of the University's recruiting expense policies and compared and agreed to existing University and NCAA-related policies. We obtained general ledger detail, and compared to the total expenses reported in the supporting schedule to the amount recorded in the Statement, noting no exceptions.
- We obtained and documented an understanding of the University's team travel policies and compared and agreed to existing University and NCAA-related policies. We obtained general ledger detail, compared to the total expenses reported the supporting schedule to the amount recorded in the Statement, noting no exceptions.
- We obtained general ledger detail of equipment, uniforms, and supplies purchased during the year ended June 30, 2017 and made five haphazard selections. We traced our selections to supporting documentation, compared the amounts to the amounts listed in the general ledger detail, and recalculated totals, noting no exceptions.
- We obtained general ledger detail of game expenses during the year ended June 30, 2017 and made five haphazard selections. We traced our selections to supporting documentation, compared the amounts to the amounts listed in the general ledger detail, and recalculated totals, noting no exceptions.
- We obtained general ledger detail of fundraising, marketing, and promotion expenses during the year ended June 30, 2017 and made five haphazard selections. We traced our selections to supporting documentation, compared the amounts to the amounts listed in the general ledger detail, and recalculated totals, noting no exceptions.
- We inquired of University management as to whether the University had any sports camp expenses during the year ended June 30, 2017 noting that sports camps at the University are independently owned and are not operated by the University; no further procedures were performed.
- We obtained general ledger detail of spirit group expenses during the year ended June 30, 2017 and made five haphazard selections. We traced our selections to supporting documentation, compared the amounts to the amounts listed in the general ledger detail, and recalculated totals, noting no exceptions.
- We obtained the listing of debt service schedules, lease payments, and rental fees for athletics facilities during the year ended June 30, 2017 and selected five facility payments including the top two highest facility payments. We traced our selections to supporting documentation, compared the amounts to the amounts listed in the general ledger detail, and recalculated totals, noting no exceptions.

- We obtained general ledger detail of direct overhead and administrative expenses during the year ended June 30, 2017 and made five haphazard selections. We traced our selections to supporting documentation, compared the amounts to the amounts listed in the general ledger detail, and recalculated totals, noting no exceptions.
- We obtained general ledger detail of medical and medicinal insurance expenses during the year ended June 30, 2017 and made five haphazard selections. We traced our selections to supporting documentation, compared the amounts to the amounts listed in the general ledger detail, and recalculated totals, noting no exceptions.
- We obtained general ledger detail of membership and dues expenses during the year ended June 30, 2017 and made five haphazard selections. We traced our selections to supporting documentation, compared the amounts to the amounts listed in the general ledger detail, and recalculated totals, noting no exceptions.
- We obtained general ledger detail of other operating expenses during the year ended June 30, 2017 and made five haphazard selections. We traced our selections to supporting documentation, compared the amounts to the amounts listed in the general ledger detail, and recalculated totals, noting no exceptions.
- We inquired of University management as to whether the athletics department transferred any amounts back to the institution noting that it retains any profits for future financial fluctuations; no further procedures were performed.
- We obtained general ledger detail of student-athlete meals (non-travel) during the year ended June 30, 2017 and made five haphazard selections. We traced our selections to supporting documentation, compared the amounts to the amounts listed in the general ledger detail, and recalculated totals, noting no exceptions.
- We obtained general ledger detail of bowl expenses during the year ended June 30, 2017 and made one haphazard selections. We traced our selection to supporting documentation, compared the amounts to the amounts listed in the general ledger detail, and recalculated totals, noting no exceptions.

#### **Agreed-Upon Procedures for the University's Financial Reporting**

- We compared and agreed the sports sponsored reported in the NCAA Membership Financial Reporting System, to the squad lists of the University, noting no exceptions.
- We obtained the University's Sports Sponsorship and Demographics Forms Report for the year ended June 30, 2017 and compared the countable sports reported by the University met the minimum requirements set forth in Bylaw 20.9.6.3 for the number of contests and the number of participants in each contest that is counted toward meeting the minimum-contest requirement. We agreed the countable sports reported by the University for revenue distribution purposes within the NCAA Membership Financial Reporting System, noting no exceptions.
- We compared and agreed a listing of student's who received a Pell Grant reported in the NCAA Membership Financial Reporting system to the listing of the institution, noting no exceptions.

- We inquired of University management as to whether there were any Excess Transfers to Institution and Conference Realignment Expenses, noting there were none. No further procedures performed.

#### **Agreed-Upon Procedures for Affiliated and Outside Organizations**

- We obtained the list of all affiliated and outside organizations that contribute funds to the University's Intercollegiate Athletics Department, a summary of which is included as Exhibit D to this report.
- We obtained the related statements of contributions for the year ended June 30, 2017, from the officers of the affiliated and outside organizations via confirmation directly with the Booster Clubs, noting no exceptions.
- We agreed the dollar amount of contributions received from the affiliated and outside organizations to the general ledger of the University, noting no exceptions.
- We directly confirmed cash balances recorded as of June 30, 2017 by the affiliated and outside organization and reviewed the related year-end bank reconciliations, noting no exceptions.

#### **Agreed-Upon Procedures Related to Capital Assets**

- We obtained a schedule of athletics related capital expenditures as of June 30, 2017.
- We obtained general ledger detail of capital expenditures as of June 30, 2017 and compared to the total expenditures report, noting no exceptions.
- We haphazardly selected five transactions. We traced our selections to supporting documentation, compared the amounts to the amounts listed in the general ledger detail, and recalculated totals, noting no exceptions.

#### **Agreed-Upon Procedures Related to Debt**

- We obtained repayment schedules for all outstanding intercollegiate athletics debt as of June 30, 2017.
- We recalculated annual maturities provided in the schedules obtained, noting no exceptions.
- We agreed the total annual maturities and total outstanding intercollegiate athletic related debt to supporting documentation and the University's general ledger, noting no exceptions.
- We agreed the total outstanding institutional debt to supporting documentation and the University's audited financial statements, noting no exceptions.



This agreed-upon procedures engagement was conducted in accordance with attestation standards established by the American Institute of Certified Public Accountants. The agreed-upon procedures do not constitute an audit of financial statements or any part thereof, the objective of which would be the expression of an opinion on the financial statements or any part thereof. Accordingly, we do not express such an opinion. Had we performed additional procedures, other matters might have come to our attention that would have been reported to you.

This report is intended solely for the use of the administration of the University, the University's Board of Regents, and authorized representatives of the NCAA and is not intended to be, and should not be, used by anyone other than these specified parties.

*Deloitte & Touche LLP*

December 8, 2017

EXHIBIT A

UNIVERSITY OF MINNESOTA-MINNEAPOLIS, MINNESOTA  
 University of Minnesota Athletics Department-National Collegiate  
 Athletic Association

STATEMENT OF REVENUE AND EXPENDITURES  
 FOR THE YEAR ENDED JUNE 30, 2017

	Football	Men's Basketball	Other Men's Sports	Women's Basketball	Other Women's Sports	Nonprogram Specific	Adjustments	Total
REVENUES:								
Ticket sales	\$ 9,988,748	\$ 4,451,142	\$ 4,831,872	\$ 252,009	\$ 543,647	\$ 432,965	\$	\$ 20,500,383
Direct state or other government support								
Student fees								
Direct institutional support						8,472,421		8,472,421
Less—transfers to institution								
Indirect institutional support						6,344,713		6,344,713
Indirect institutional support—athletic facilities, debt service, lease, and rental fees								
Guarantees		125,000						125,000
Contributions	7,769,326	2,355,511	1,756,123	621,834	574,827	941,234		14,018,855
In-kind								
Compensation and benefits provided by a third party								
Media rights	18,704,204	4,676,051						23,380,255
NCAA distributions		2,458,290	41,246		97,397	5,295,476		7,892,409
Conference distributions (nonmedia and nonbowl)	10,297,442	112,422				86,004		10,495,868
Program, novelty, parking, and concession sales	6,415	(6,369)	2,324		608	3,629,628		3,632,606
Royalties, licensing, advertisements, and sponsorships						12,934,985		12,934,985
Sports camp revenues								
Athletics-restricted endowment and investments income						1,181,327		1,181,327
Other operating revenue			30,062		49,150	5,198,028		5,277,240
Bowl revenues	2,120,800							2,120,800
Total revenues	48,886,935	14,172,047	6,661,627	873,843	1,265,629	44,516,781		116,376,862

(Continued)

**UNIVERSITY OF MINNESOTA-MINNEAPOLIS, MINNESOTA**

University of Minnesota Athletics Department-National Collegiate  
Athletic Association

**STATEMENT OF REVENUE AND EXPENDITURES  
FOR THE YEAR ENDED JUNE 30, 2017**

	Football	Men's Basketball	Other Men's Sports	Women's Basketball	Other Women's Sports	Nonprogram Specific	Adjustments	Total
EXPENSES:								
Athletic student aid	\$ 3,344,321	\$ 590,575	\$ 2,541,968	\$ 622,386	\$ 4,858,246	\$ 197,144	\$	\$ 12,154,640
Guarantees	1,125,000	860,000	86,305	119,580				2,190,885
Coaches salaries, benefits, and bonuses paid by the university and related entities	9,202,617	3,331,658	3,337,419	1,236,040	3,707,142	11,868		20,826,744
Coaches other compensation and benefits paid by a third party								
Support staff/administrative salaries, benefits, and bonuses paid by the university and related entities	2,003,380	411,254	424,779	189,907	639,864	14,518,500		18,187,684
Support staff/administrative other compensation and benefits paid by a third party								
Severance payments	3,881,077		21,705					3,902,782
Recruiting	742,090	194,719	214,911	162,710	310,725			1,625,155
Team travel	976,598	1,087,859	2,375,870	831,438	2,913,057			8,184,822
Sports equipment, uniforms, and supplies	1,209,775	295,278	934,838	211,587	1,180,158	135,132		3,966,768
Game expenses	2,033,271	368,054	444,046	206,033	326,292	752,619		4,130,315
Fundraising, marketing, and promotion	295,673	94,049	64,094	40,022	39,062	1,234,811		1,767,711
Sports camp expenses								
Spirit groups						875,918		875,918
Athletic facilities debt service, lease, and rental fees	2,145,453		1,450,000			2,407,387		6,002,840
Direct overhead and administrative expenses	3,746,367	595,535	1,565,810	420,681	1,673,010	6,872,003		14,873,406
Indirect institutional support						6,344,713		6,344,713
Medical expenses and insurance						997,604		997,604
Memberships and dues	1,222	2,436	5,263	737	5,161	142,400		157,219
Student athlete meals	1,368,622	280,511	313,469	80,186	325,064	367,730		2,735,582
Other operating expenses	313,233	42,523	162,776	20,776	166,308	2,892,969		3,598,585
Bowl expenses	1,678,305							1,678,305
Total expenses	<u>34,067,004</u>	<u>8,154,451</u>	<u>13,943,253</u>	<u>4,142,083</u>	<u>16,144,089</u>	<u>37,750,798</u>		<u>114,201,678</u>
NET SURPLUS/(DEFICIT)	<u>\$ 14,819,931</u>	<u>\$ 6,017,596</u>	<u>\$ (7,281,626)</u>	<u>\$ (3,268,240)</u>	<u>\$ (14,878,460)</u>	<u>\$ 6,765,983</u>	<u>\$</u>	<u>\$ 2,175,184</u>

(Concluded)

**UNIVERSITY OF MINNESOTA - MINNEAPOLIS, MINNESOTA**  
University of Minnesota Athletics Department-National Collegiate  
Athletic Association

**NOTES TO THE STATEMENT OF REVENUE AND EXPENDITURES**  
**FOR THE YEAR ENDED JUNE 30, 2017**

---

Management informed us that the information on operating and gift-related revenues and operating expenditures is presented in accordance with the principles stated in the NCAA Agreed-Upon Procedures manual dated May 15, 2017, which contained policies and procedures related to the administration of NCAA Bylaw 3.2.4.15. In addition, management informed us of the following:

**Revenue Recognition**—The amounts in the Statement were obtained from the University's general ledger, which is maintained on an accrual basis. The University prepared the Statement using the basic accounting and revenue recognition principles set forth in the American Institute of Certified Public Accountants Audit and Accounting Guide entitled "Not-for-Profit Organizations" (the "NFP Audit Guide") and in the National Association of College and University Business Officers publication entitled "College and University Business Administration," and revenue is presented on an accrual basis. The Statement presents a net surplus (deficit), but does not present any fund or net asset balances. In addition, changes in loan, endowment, or plant funds related to intercollegiate athletics are not included in the Statement.

The University records depreciation on physical plant and equipment; however, depreciation is not part of the Statement. Revenues include all unrestricted and restricted resources earned during the year to the extent that such funds were expended for current operating purposes. Ticket sales are recorded as revenue during the year in which the related event is scheduled. Revenues related to events scheduled subsequent to year-end are deferred.

**Contributions**—Contribution revenue included in the Statement represents contributions given to the University based on the donor's instructions. There were no individual contributions in excess of 10% of all contributions received for the University for the year ended June 30, 2017.

**Gifts**—Revenues include amounts received directly from individuals, corporations, associations, foundations, clubs, or other organizations that are designated or restricted by the donor for the operations of the athletics program.

**Investment and Endowment Income**—Revenues include unrestricted and restricted investment and endowment income to the extent expended for operations of intercollegiate athletics.

**Revenue Allocations**—Revenues include subsidies from the University of Minnesota. These amounts are allocated by the University's management.

**Capitalized Assets**—Land, buildings, and other property are recorded at cost, if purchased or constructed, or at market value on the date of gift, if received by gift or bequest.

**Expenditures**—Expenditures included in the Statement are presented on a cash basis.

EXHIBIT B

UNIVERSITY OF MINNESOTA-MINNEAPOLIS, MINNESOTA  
 University of Minnesota Athletics Department-National Collegiate  
 Athletic Association

CAPITAL ASSET ACTIVITY  
 AS OF AND FOR THE YEAR ENDED JUNE 30, 2017

	Balance at July 1, 2016	Additions	Deletions	Reinstatements	Transfers	Balance at June 30, 2017
GROSS BUILDING:						
Robbie Stadium, Elizabeth Lyle	\$ 2,779,205	\$ -	\$	\$	\$	\$ 2,779,205
Ridder Arena and Bselne Tns Fac	20,774,551					20,774,551
Williams Arena—Wmns Locker Rms	832,715					832,715
Aquatic Center—Canoe Storage B	110,421					110,421
U of Minnesota Boat House	4,894,450					4,894,450
Bierman Field Athletic Bldg	3,205,666					3,205,666
Bierman Field Athletic Bld-Ren	7,571,682					7,571,682
Gibson/Nagurski Football Facil	12,694,581					12,694,581
Bierman Field Clubhouse	26,332					26,332
Bierman Field Clubhouse-Tool R	1,000					1,000
Bierman Field Clubhse-Stre Shd	1,250					1,250
Siebert Stadium	7,614,850					7,614,850
Track and Field storage bldg	51,057					51,057
Mariucci Arena	23,768,149	141,611				23,909,760
Field House, University of Min	1,477,379					1,477,379
Field House, UMN—renovation	21,109					21,109
Peik Gymnasium	1,149,106					1,149,106
Cowles Stadium, Jane Sage	2,612,416					2,612,416
Williams Arena and Sprts Pavln	21,604,583	151,009				21,755,592
Driving range bldg, golf crse	228,536					228,536
Golf club house	35,565					35,565
Turf Management Ctr, golf crse	49,602					49,602
Turf Mgmt Center golf crse-ren	1,034,754					1,034,754
Gymnasium	108,535					108,535
Gymnasium—Renovation	2,865,255					2,865,255
Gymnasium—Pool and Renovation	3,946,734					3,946,734
Golf course projects	56,085					56,085
Golf course projects	341,777					341,777
Track and field stadium	975,170					975,170
Cowles Stadium, Jane Sage	58,280					58,280
Golf course tunnel	82,500					82,500
Tennis crts 1715 5th St S.E.	335,076					335,076
TCF Stadium	282,050,305					282,050,305
Replacement fieldturf in indoor practice facility	475,078					475,078
Golf Team Practice Course	418,327					418,327
Robbie Stadium Support Building	48,791					48,791
Williams Arena 2008 Addition	1,282,494					1,282,494
TOTAL BUILDING	<u>\$ 405,583,366</u>	<u>\$ 292,620</u>	<u>\$</u>	<u>\$</u>	<u>\$</u>	<u>\$ 405,875,986</u>
GROSS EQUIPMENT	<u>\$ 20,246,828</u>	<u>\$ 707,053</u>	<u>\$ (473,137)</u>	<u>\$</u>	<u>\$</u>	<u>\$ 20,480,744</u>

**UNIVERSITY OF MINNESOTA-MINNEAPOLIS, MINNESOTA**  
**University of Minnesota Athletics Department-National Collegiate**  
**Athletic Association**

**LONG-TERM DEBT REPAYMENT SCHEDULE**  
**AS OF JUNE 30, 2017**

---

Project	Original Loan Amount Related to Athletics Dept Project	Outstanding Principal Amount of Athletic Debt at June 30, 2017	Interest Rate Charged to Athletics	FY17 Debt Service
Athletics facilities project	\$ 40,000,000	\$ 5,957,643	4.283 %	\$ 1,348,962
Various facilities projects	10,535,401	2,566,080	3.80	754,265
TCF Bank Stadium	28,000,000	22,198,537	4.60	1,991,414
TCF Bank Stadium	<u>25,000,000</u>	<u>15,300,000</u>	Actual	<u>154,039</u>
TOTAL	<u>\$ 103,535,401</u>	<u>\$ 46,022,260</u>		<u>\$ 4,248,680</u>

General obligation (GO) bonds or commercial paper (CP) supported by the full faith and credit of the University of Minnesota are issued for various capital projects. When a project related to athletics facilities is funded by external debt, the University is generally charged its applicable share of debt service for that debt.

TCF Bank Stadium (the "Stadium"), completed in July 2009, was financed with various debt issuances, private donations, corporate sponsorships, student fees, game-day parking fees, and other University of Minnesota revenues. The debt issuances supporting the Stadium included GO bonds Series 2009A, with a par of \$41,000,000, GO bonds Series 2009B with a par of \$17,035,000, Special Purpose Revenue Bonds (State Supported Stadium Debt) Series 2006, with a par of \$137,250,000, and CP Series D totaling \$25,000,000.

Repayment of \$28,000,000 of the \$41,000,000 GO Series 2009A is an obligation of the University. The remaining \$13,000,000 of the \$41,000,000 of GO Series 2009A is funded by student activity fees, which are not part of the University and is not included in the long-term debt repayment schedule above. Repayment of the GO Series 2009B is funded by a separate contractual agreement that is not included in the activity of the University and is not included in the table above.

Debt service payments on the \$25,000,000 of CP Series D will be funded by future gifts as they are received by the foundation and/or athletic department revenue. There were no principal reductions applied to the debt during fiscal year 2017. Fiscal year 2017 interest was charged to the University based on the actual interest rate the University of Minnesota pays on the CP, which was 95% as of June 30, 2017.

The state-supported Stadium debt is a special limited obligation of the University of Minnesota, and is not included in the long-term debt repayment schedule above. Specified transfers expected to be made by the State of Minnesota pursuant to legislation providing for the appropriation of such transfer from the general fund of the State of Minnesota for the payment of the state-supported Stadium debt. On August 26, 2015, the University of Minnesota issued Special Purpose Revenue Refunding Bonds Series 2015A. The Series 2015A was issued in the par amount of \$90,075,000 to defease and refund the Special Purpose Revenue Bonds Series 2006. The State of Minnesota is expected to continue to make the specified transfer for the Series 2015A pursuant to amended legislation. There are no other revenues nor assets of the University of Minnesota, nor the full faith and credit of the University of Minnesota, that are pledged for repayment of the principal or interest on the state-supported Stadium debt.

**UNIVERSITY OF MINNESOTA-MINNEAPOLIS, MINNESOTA**  
**University of Minnesota Athletics Department-National Collegiate**  
**Athletic Association**

**BOOSTER CLUB ACTIVITY**  
**FOR THE YEAR ENDED JUNE 30, 2017**

	Beginning Cash Balance	Cash Receipts	To or On Behalf of Program	To or On Behalf of Boosters	Non University Activity	Ending Cash Balance
<b>MEN'S ACTIVITY:</b>						
Baseline Club	\$ 3,687	\$ 21,012	\$ 519	\$ 14,245	\$ 488	\$ 9,447
Blue Line Club	86,665	23,636		30,244	77	79,980
Dugout Club	75,319	62,323	24,573	85,027	248	27,794
Goal Line Club	78,447	159,273	5,022	122,215	2,753	107,730
Golden Dunkers	26,191	69,629		59,969	7,122	28,729
Graceful G/G	13,530	9,985	2,623	7,128		13,764
Takedown Club	14,321	134,517		118,179	19	30,640
Total men's activity	<u>298,160</u>	<u>480,375</u>	<u>32,737</u>	<u>437,007</u>	<u>10,707</u>	<u>298,084</u>
<b>WOMEN'S ACTIVITY:</b>						
10.0 Club	3,252	10,965	2,269	5,071	25	6,852
Courtside Club	21,886	9,123	9,000	510	27	21,472
Fast Break Club	9,340	13,061	10,000	7,572		4,829
The Inside Track (Friends Of Mn)	24,119	18,468		7,208		35,379
Point UI	11,506	17,922	8,874	11,901		8,653
Power Play	9,038	15,937	8,076	3,421		13,478
Total women's activity	<u>79,141</u>	<u>85,476</u>	<u>38,219</u>	<u>35,683</u>	<u>52</u>	<u>90,663</u>
<b>BOTH—</b>						
Fast Lane Fans	<u>22,514</u>	<u>2,486</u>		<u>2,327</u>		<u>22,673</u>
<b>TOTAL ACTIVITY</b>	<u>\$ 399,815</u>	<u>\$ 568,338</u>	<u>\$ 70,956</u>	<u>\$ 475,017</u>	<u>\$ 10,759</u>	<u>\$ 411,420</u>



## INDEPENDENT ACCOUNTANTS' REPORT ON APPLYING AGREED-UPON PROCEDURES

Board of Regents and  
Athletic Director Stephanie Helgeson  
University of Minnesota Crookston  
Crookston, Minnesota

We have performed the procedures enumerated below, which were agreed to by the University of Minnesota Crookston Athletics Department (the "University"), with respect to the accounting records as of and for the year ended June 30, 2017, solely to assist you in evaluating whether the accompanying statement of revenues and expenditures and the related notes (the "Statement") is in compliance with the National Collegiate Athletic Association (NCAA) Bylaw 3.2.4.15 and FY2017 Financial Agreed-Upon Procedures dated May 15, 2017 ("NCAA Bylaw 3.2.4.15"). The University's management is responsible for the Statement and the University's compliance with those requirements. The sufficiency of these procedures is solely the responsibility of those parties specified in this report. Consequently, we make no representation regarding the sufficiency of the procedures described below either for the purpose for which this report has been requested or for any other purpose.

### Agreed-Upon Procedures Related to the Statement of Revenues and Expenses

- We obtained the Statement as prepared by the University for the year ended June 30, 2017, as included in Exhibit A to this report.
- We recalculated the total dollar amounts on the Statement and compared the amounts on each line on the Statement to the corresponding amounts on the reconciliation prepared by management between the University's general ledger and the amounts on the Statement, noting no exceptions.
- We compared the dollar amounts on management's reconciliation to the University's general ledger and recalculated the total presented in the Statement, noting no exceptions.
- NCAA Bylaw 6.2.3.1 requires agreed upon procedures be performed at Division II institutions every three years. Therefore, we were unable to compare current year recorded revenue and expense amounts over 10% of the total revenue or expense amounts, respectively, to prior-year recorded amounts. We were able to compare current-year budgeted amounts recorded in the Statement and general ledger, and obtained explanations from management for any variances in excess of 10% in revenue and expense amounts compared to budgeted amounts.

## **Agreed-Upon Procedures Related to Revenues and Expenditures**

- We compared and agreed each operating revenue and operating expense category reported in the Statement during the year ended June 30, 2017, to supporting schedules provided by management, noting no exceptions.
- We haphazardly selected 13 operating revenue and 12 operating expense transactions from the Statement and compared and agreed the date, name, dollar amount, and description to supporting documentation. Our selections were made through the following procedures on revenues and expenditures in accordance with the agreed-upon procedures required by NCAA Bylaw 3.2.4.15.

### ***Revenues***

- We compared tickets sold during the year ended June 30, 2017, complimentary tickets provided during the year ended June 30, 2017, and unsold tickets during the year ended June 30, 2017, to the related revenue reported by the University in the Statement and the related attendance figures, noting no exceptions.
- We compared and agreed student fees reported by the University for the year ended June 30, 2017 to student enrollments during the year ended June 30, 2017. We obtained and documented our understanding of the University's methodology for allocating student fees to intercollegiate athletics. We recalculated totals of the University's methodology and agreed the amount to supporting documentation, noting no exceptions.
- We inquired of University management as to whether the University received direct state or other governmental support during the year ended June 30, 2017, noting that it did not; no further procedures were performed.
- We compared the total direct institutional support recorded by the University during the year ended June 30, 2017 to the institutional support of budget transfers documentation and other corroborative supporting documentation, noting no exceptions.
- We inquired of University of Minnesota Crookston management as to whether the University of Minnesota Crookston received transfers back from the athletics department noting that the athletics department retains any profits for future financial fluctuations and, therefore, does not transfer any of its profits back to the University of Minnesota Crookston. No further procedures were performed.
- We inquired of University management as to whether the University received indirect institutional support during the year ended June 30, 2017, noting that it did not; no further procedures were performed.
- We obtained the listing of away game guarantees and traced the settlement reports and contractual agreements for all away game guarantees to the University's general ledger and the Statement, noting no exceptions.

- We inquired of University management as to whether the University received contributions of money, goods, or services directly by an intercollegiate athletics program from any affiliated or outside organization, agency, or group of individuals (two or more) that constituted 10% or more in aggregate during the year ended June 30, 2017 of all contributions received by intercollegiate athletics, noting there were none; no further procedures were performed.
- We compared the in-kind donations recorded by the University during the year ended June 30, 2017 to a schedule of in-kind donations obtained from management, noting no exceptions.
- We inquired of University management as to whether any employees of the University received compensation and benefits provided by a third party during the year ended June 30, 2017, noting that none did; no further procedures were performed.
- We inquired of University management as to whether the University received revenues from broadcast, television, and radio rights during the year ended June 30, 2017, noting that it did not; no further procedures were performed.
- We inquired of University management as to whether the University received any NCAA distributions during the year ended June 30, 2017, noting that it did not; no further procedures were performed.
- We obtained and inspected agreements related to the University's conference distributions and participation in revenues from tournaments during the year ended June 30, 2017, to gain an understanding of the relevant terms and conditions. We compared and agreed the related revenues to the University's general ledger and the Statement, and made one haphazard selection. We traced our selection to supporting documentation, compared the amounts to the amounts listed in the general ledger detail, and recalculated totals, noting no exceptions.
- We inquired of University management as to whether the University received revenues from program sales, concessions, novelty sales, and parking during the year ended June 30, 2017, noting that it did not; no further procedures were performed.
- We obtained and inspected agreements related to the University's participation in revenues from royalties, licensing, advertisements, and sponsorships during the year ended June 30, 2017 to gain an understanding of the relevant terms and conditions, compared, agreed the total related revenues within the supporting schedule to the Statement, noting no exceptions.
- We obtained and inspected sports-camp contracts related to the University's sports-camps or clinics during the year ended June 30, 2017. We obtained a schedule of camp participants and made five haphazard selections. We traced our selections to supporting documentation, compared the amounts to the amounts listed in the general ledger detail, and recalculated totals, noting no exceptions.
- We inquired of University management as to whether the University had endowment agreements restricted to athletics during the year ended June 30, 2017, noting that it did not; no further procedures were performed.

- We inquired of University management as to whether the University received revenues from post-season bowl participation during the year ended June 30, 2017, noting that it did not; no further procedures were performed.

### *Expenditures*

- We selected a haphazard sample of 27 students from the listing of University student aid recipients during the year ended June 30, 2017, obtained individual student account detail for each selection and compared total aid allocated from the related aid award letter to the student's account. We compared the information for each student selected from the listing to ensure their information was reported accurately in the NCAA's Compliance Assistant software, including recalculating the equivalency unit value reported to the NCAA for each student selected within the sample, and recalculated totals. We recalculated totals for each sport and overall. We did not perform equivalency unit recalculations for summer session student selections because the University is not required to report equivalency unit values to the NCAA for the summer session. No exceptions were noted as a result of our procedures.
- We inquired of University management as to whether the University had any contractual agreements from guaranteed contests during the year ended June 30, 2017, noting that it did not; no further procedures were performed.
- We obtained and inspected a listing of coaches employed by the University during the year ended June 30, 2017 and selected five coaches' contracts that included football, and men's and women's basketball from the listing. For each selection we compared and agreed the financial terms and conditions of each selection to the related coaching salaries, benefits, and bonuses recorded by the University in the Statement during the year ended June 30, 2017. We obtained and inspected payroll summary registers for the year ended June 30, 2017 for each selection. We compared and agreed payroll summary registers for the year ended June 30, 2017 to the related coaching salaries, benefits, and bonuses paid by the University and the expense recorded by the University in the Statement for the year ended June 30, 2017. We compared and agreed the totals recorded to the employment contracts executed for the sample selected and recalculated totals. No exceptions were noted.
- We inquired of University management as to whether any coaches were employed by third parties during the year ended June 30, 2017, noting there were none; no further procedures were performed.
- We selected five support staff/administrative personnel employed by the University during the year ended June 30, 2017. We obtained and inspected the payroll register for the selected personnel for the reporting period. We compared and agreed payroll summary registers for the year ended June 30, 2017 to the related support staff/administrative salaries, benefits, and bonuses paid by the University and the expense recorded by the University in the Statement for the year ended June 30, 2017. No exceptions were noted.
- We inquired of University management as to whether any support staff/administrative personnel were employed by third parties during the year ended June 30, 2017, noting there were none; no further procedures were performed.

- We inquired of University management as to whether the University paid any severance payments during the year ended June 30, 2017, noting that it did not; no further procedures were performed.
- We obtained and documented an understanding of the University's recruiting expense policies and compared and agreed to existing University and NCAA-related policies. We obtained general ledger detail and compared to the total expenses reported in the Statement, noting no exceptions.
- We obtained and documented an understanding of the University's team travel policies and compared and agreed to existing University and NCAA-related policies. We obtained general ledger detail and compared to the total expenses reported in the Statement, noting no exceptions.
- We obtained general ledger detail of equipment, uniforms, and supplies purchased during the year ended June 30, 2017 and made five haphazard selections. We traced our selections to supporting documentation, compared the amounts to the amounts listed in the general ledger detail, and recalculated totals, noting no exceptions.
- We obtained general ledger detail of game expenses during the year ended June 30, 2017 and made five haphazard selections. We traced our selections to supporting documentation, compared the amounts to the amounts listed in the general ledger detail, and recalculated totals, noting no exceptions.
- We obtained general ledger detail of fundraising, marketing, and promotion expenses during the year ended June 30, 2017 and made five haphazard selections. We traced our selections to supporting documentation, compared the amounts to the amounts listed in the general ledger detail, and recalculated totals, noting no exceptions.
- We obtained the general ledger detail of sports camp expenses during the year ended June 30, 2017 and made five haphazard selections. We traced our selections to supporting documentation, compared the amounts to the amounts listed in the general ledger detail, and recalculated totals, noting no exceptions.
- We inquired of University management as to whether the University had any spirit group expenses during the year ended June 30, 2017, noting it did not; no further procedures were performed.
- We obtained the listing of debt service schedules, lease payments, and rental fees for athletics facilities during the year ended June 30, 2017 and selected five facility payments including the top two highest facility payments. We traced our selections to supporting documentation, compared the amounts to the amounts listed in the general ledger detail, and recalculated totals, noting no exceptions.
- We obtained general ledger detail of direct overhead and administrative expenses during the year ended June 30, 2017 and made five haphazard selections. We traced our selections to supporting documentation, compared the amounts to the amounts listed in the general ledger detail, and recalculated totals, noting no exceptions.
- We obtained general ledger detail of medical and medicinal insurance expenses during the year ended June 30, 2017 and made five haphazard selections. We traced our selections to supporting documentation, compared the amounts to the amounts listed in the general ledger detail, and recalculated totals, noting no exceptions.

- We obtained general ledger detail of membership and dues expenses during the year ended June 30, 2017 and made five haphazard selections. We traced our selections to supporting documentation, compared the amounts to the amounts listed in the general ledger detail, and recalculated totals, noting no exceptions.
- We obtained general ledger detail of other operating expenses during the year ended June 30, 2017 and made five haphazard selections. We traced our selections to supporting documentation, compared the amounts to the amounts listed in the general ledger detail, and recalculated totals, noting no exceptions.
- We inquired of University management as to whether the athletics department transferred any amounts back to the institution noting that it retains any profits for future financial fluctuations; no further procedures were performed.
- We obtained general ledger detail of student-athlete meals (non-travel) during the year ended June 30, 2017 and made five haphazard selections. We traced our selections to supporting documentation, compared the amounts to the amounts listed in the general ledger detail, and recalculated totals, noting no exceptions.
- We inquired of University management as to whether the University had any bowl expenses during the year ended June 30, 2017, noting it did not; no further procedures were performed.

#### **Agreed-Upon Procedures for the University's Financial Reporting**

- We compared and agreed the sports sponsored reported in the NCAA Membership Financial Reporting System, to the squad lists of the University, noting no exceptions.
- We obtained the University's Sports Sponsorship and Demographics Forms Report for the year ended June 30, 2017 and compared the countable sports reported by the University met the minimum requirements set forth in Bylaw 20.9.6.3 for the number of contests and the number of participants in each contest that is counted toward meeting the minimum-contest requirement. We agreed the countable sports reported by the University for revenue distribution purposes within the NCAA Membership Financial Reporting System, noting no exceptions.
- We compared and agreed a listing of students who received a Pell Grant reported in the NCAA Membership Financial Reporting system to the listing of the institution, noting no exceptions.
- We inquired of University management as to whether there were any Excess Transfers to Institution and Conference Realignment Expenses, noting there were none; no further procedures performed.

#### **Agreed-Upon Procedures for Affiliated and Outside Organizations**

- We obtained the list of all affiliated and outside organizations that contribute funds to the University's Intercollegiate Athletics Department, a summary of which is included as Exhibit B to this report.
- We obtained the related statements of contributions for the year ended June 30, 2017, from the officers of the affiliated and outside organizations via confirmation directly with the Affiliated and Outside Organizations, noting no exceptions.

- We agreed the dollar amount of contributions received from the affiliated and outside organizations to the general ledger of the University, noting no exceptions.
- We directly confirmed cash balances recorded as of June 30, 2017 by the affiliated and outside organization and reviewed the related year-end bank reconciliations, noting no exceptions.

This agreed-upon procedures engagement was conducted in accordance with attestation standards established by the American Institute of Certified Public Accountants. The agreed-upon procedures do not constitute an audit of financial statements or any part thereof, the objective of which would be the expression of an opinion on the financial statements or any part thereof. Accordingly, we do not express such an opinion. Had we performed additional procedures, other matters might have come to our attention that would have been reported to you.

This report is intended solely for the use of the administration of the University, the University's Board of Regents, and authorized representatives of the NCAA and is not intended to be, and should not be, used by anyone other than these specified parties.

*Deloitte & Touche LLP*

January 12, 2018

UNIVERSITY OF MINNESOTA-CROOKSTON, MINNESOTA  
 University of Minnesota Athletics Department-National Collegiate  
 Athletic Association

STATEMENT OF REVENUE AND EXPENDITURES  
 FOR THE YEAR ENDED JUNE 30, 2017

	Football	Men's Basketball	Other Men's Sports	Women's Basketball	Other Women's Sports	Nonprogram Specific	Adjustments	Total
REVENUES:								
Ticket sales	\$ 3,109	\$ 2,028	\$	\$ 1,699	\$ 870	\$	\$	\$ 7,706
Direct state or other government support								
Student fees	11,608	11,604	23,209	11,604	69,625	6,475		134,125
Direct institutional support	1,141,904	439,976	311,861	406,200	1,087,617	853,911		4,241,469
Less—transfers to institution								
Indirect institutional support								
Indirect institutional support—athletic facilities, debt service, lease, and rental fees								
Guarantees		7,500		2,800				10,300
Contributions	31,050	3,669	3,969	10,728	10,997	63,200		123,613
In-kind						16,950		16,950
Compensation and benefits provided by a third party								
Media rights								
NCAA distributions								
Conference distributions (nonmedia and nonbowl)						4,357		4,357
Program, novelty, parking, and concession sales								
Royalties, licensing, advertisements, and sponsorships						19,950		19,950
Sports camp revenues	1,894	6,000	3,790		1,195			12,879
Athletics-restricted endowment and investments income								
Other operating revenue	24,932	13,110	52,371	18,560	65,788	10,632		185,393
Bowl revenues								
Total revenues	<u>1,214,497</u>	<u>483,887</u>	<u>395,200</u>	<u>451,591</u>	<u>1,236,092</u>	<u>975,475</u>		<u>4,756,742</u>

(Continued)



**UNIVERSITY OF MINNESOTA-CROOKSTON, MINNESOTA**  
**University of Minnesota Athletics Department-National Collegiate**  
**Athletic Association**

**STATEMENT OF REVENUE AND EXPENDITURES**  
**FOR THE YEAR ENDED JUNE 30, 2017**

	Football	Men's Basketball	Other Men's Sports	Women's Basketball	Other Women's Sports	Nonprogram Specific	Adjustments	Total
<b>EXPENSES:</b>								
Athletic student aid	\$ 485,174	\$ 179,972	\$ 65,150	\$ 182,000	\$ 350,660	\$ 200	\$	\$ 1,263,156
Guarantees								
Coaches salaries, benefits, and bonuses paid by the university and related entities	410,987	145,277	94,561	131,577	322,705	128,603		1,233,710
Coaches other compensation and benefits paid by a third party								
Support staff/administrative salaries, benefits, and bonuses paid by the university and related entities	11,021	1,699	650	923	1,762	597,464		613,519
Support staff/administrative other compensation and benefits paid by a third party								
Severance payments								
Recruiting	57,053	20,907	7,560	17,998	58,292	12,000		173,810
Team travel	55,626	61,723	138,581	76,136	245,504			577,570
Sports equipment, uniforms, and supplies	70,840	3,009	35,128	12,168	74,595			195,740
Game expenses	11,323	15,032	250	10,969	13,507			51,081
Fundraising, marketing, and promotion	6,014	3,818	12,641	5,173	27,181			54,827
Sports camp expenses	347	940	508					1,795
Spirit groups								
Athletic facilities debt service, lease, and rental fees	2,502		4,738		783			8,023
Direct overhead and administrative expenses	10,830	2,427	2,222	3,303	8,913	113,608		141,303
Indirect institutional support								
Medical expenses and insurance	103			508		21,518		22,129
Memberships and dues			450	260	2,520	27,287		30,517
Student athlete meals	44,690	5,494	4,715	3,432	12,633	11,878		82,842
Other operating expenses	53,847	24,258	34,338	5,410	76,521	82,346		276,720
Bowl expenses								
Total expenses	<u>1,220,357</u>	<u>464,556</u>	<u>401,492</u>	<u>449,857</u>	<u>1,195,576</u>	<u>994,904</u>		<u>4,726,742</u>
NET (DEFICIT) SURPLUS	<u>\$ (5,860)</u>	<u>\$ 19,331</u>	<u>\$ (6,292)</u>	<u>\$ 1,734</u>	<u>\$ 40,516</u>	<u>\$ (19,429)</u>	<u>\$</u>	<u>\$ 30,000</u>

(Concluded)

**UNIVERSITY OF MINNESOTA - CROOKSTON, MINNESOTA**  
University of Minnesota Athletics Department-National Collegiate  
Athletic Association

**NOTES TO THE STATEMENT OF REVENUE AND EXPENDITURES  
FOR THE YEAR ENDED JUNE 30, 2017**

---

Management informed us that the information on operating and gift-related revenues and operating expenditures is presented in accordance with the principles stated in the NCAA Agreed-Upon Procedures manual dated May 15, 2017, which contained policies and procedures related to the administration of NCAA Bylaw 3.2.4.15. In addition, management informed us of the following:

***Revenue Recognition***—Revenues included in the Statement are presented on a cash basis.

***Contributions***—Contribution revenue included in the Statement represents contributions given to the University based on the donor's instructions. There were no individual contributions in excess of 10% of all contributions received for the University for the year ended June 30, 2017.

***Gifts***—Revenues include amounts received directly from individuals, corporations, associations, foundations, clubs, or other organizations that are designated or restricted by the donor for the operations of the athletics program.

***Revenue Allocations***—Revenues include subsidies from the University of Minnesota. These amounts are allocated by the University's management.

***Expenditures***—Expenditures included in the Statement are presented on a cash basis.

**UNIVERSITY OF MINNESOTA-CROOKSTON, MINNESOTA**  
 University of Minnesota Athletics Department-National Collegiate  
 Athletic Association

**BOOSTER CLUB ACTIVITY**  
**FOR THE YEAR ENDED JUNE 30, 2017**

---

	Beginning Cash Balance	Cash Receipts	To or On Behalf of Program	To or On Behalf of Boosters	Non University Activity	Ending Cash Balance
ACTIVITY:						
UMC Teambackers	<u>\$ 19,666</u>	<u>\$ 63,777</u>	<u>\$ 42,506</u>	<u>\$ 26,837</u>	<u>\$ 679</u>	<u>\$ 13,421</u>
TOTAL ACTIVITY	<u><u>\$ 19,666</u></u>	<u><u>\$ 63,777</u></u>	<u><u>\$ 42,506</u></u>	<u><u>\$ 26,837</u></u>	<u><u>\$ 679</u></u>	<u><u>\$ 13,421</u></u>

## INDEPENDENT ACCOUNTANTS' REPORT ON APPLYING AGREED-UPON PROCEDURES

Dr. Emily Greengard  
Assistant Professor - Pediatrics  
University of Minnesota  
420 Delaware Street SE  
Minneapolis, MN 55455

We have performed the procedures enumerated below, which were agreed to by the University of Minnesota (the "University"), on the University's compliance with 21 CFR 312.8 of the Federal Drug Administration's (FDA) Code of Federal Regulations for cost recovery of direct and certain pass-through costs of manufacturing an investigational product. The University's management is responsible for the University's compliance with those requirements. The sufficiency of these procedures is solely the responsibility of the parties specified in this report. Consequently, we make no representation regarding the sufficiency of the procedures enumerated below either for the purpose for which this report has been requested or for any other purpose.

### **Agreed-Upon Procedures for 131I-Metaiodobenzylguanidine Therapy for Refractory Neuroblastoma and Pheochromocytoma: A Best Available Therapy/Compassionate Use Protocol**

- We obtained the University's cost calculations for the 131I-Metaiodobenzylguanidine (131-I MIBG) Therapy for Refractory Neuroblastoma and Pheochromocytoma: A Best Available Therapy/Compassionate Use Protocol Statement (the "Statement") to be submitted to the FDA (attached as "Exhibit A" herein).

### **Agreed-Upon Procedures for Direct Costs**

- For the direct costs of the 131-I MIBG therapy reflected in the Statement, we performed the following procedures:
  1. Agreed the cost per millicurie (mCi) and deliver charge of 131-I MIBG therapy to a letter received from Nuclear Diagnostics Products, by dosage, which supplies the 131-I MIBG therapy. We noted no exceptions.

### **Agreed-Upon Procedures for Pass-Through Costs**

- For the pass-through costs of the 131-I MIBG therapy reflected in the Statement, we performed the following procedures:
  1. Personnel expense
    - a. We selected one employee expense for the 131-I MIBG therapy included in the Statement.

- b. For the employee selected in 1.a., we agreed the base salary information included in the 131-I MIBG therapy pass-through cost for our selection to the employee's salary rate included in the University's payroll system, noting no exceptions.
  - c. For the employee selected in 1.a., we agreed the fringe rate utilized to the University's policy based on employee class. The fringe rate was obtained from the University's website at <http://www.ospa.umn.edu/forms/FringeBenefitRates.html>. We noted no exceptions.
  - d. We obtained the personnel hours for the 131-I MIBG Therapy from management. Management informed us that the hours applied are the best estimate of total personnel hours required for the procedure for each employee based on management's estimate as derived from doctors knowledgeable of the 131-I MIBG Therapy process, the project protocol, and discussions with members of other institutions currently conducting the 131-I MIBG Therapy on a full-time basis.
2. Office supplies / shipping costs
- a. We selected one cost from the office supplies and shipping costs included in the Statement.
  - b. We obtained a copy of a third-party invoice for the cost selection from 2.a. and agreed the cost included in the detail of costs included in the Statement to third-party invoice, noting no exceptions.

This agreed-upon procedures engagement was conducted in accordance with attestation standards established by the American Institute of Certified Public Accountants. We were not engaged to and did not conduct an examination or a review, the objective of which would be an expression of an opinion or conclusion, respectively, on the University's compliance with 21 CFR 312.8 of the FDA's Code of Federal Regulations for cost recovery of direct and certain pass-through costs of manufacturing an investigational product. Accordingly, we do not express such an opinion. Had we performed additional procedures, other matters might have come to our attention that would have been reported to you.

This report is intended solely for the information and use of the specified parties listed above and is not intended to be, and should not be, used by anyone other than these specified parties.

*Deloitte & Touche LLP*

June 16, 2017



Service • Experience • Reliability

November 29, 2016

University of Minnesota Medical Center
Attn: Emily Greengard, MD
Pediatric Hematology/Oncology
MMC 484, 420 Delaware St SE
Minneapolis, MN 55455

Dear Emily,

Nuclear Diagnostic Products offers the Nuclear Medicine community quality and clinically valued products. In an environment of high acquisition costs from our manufacturers, we are able to make adjustments to absorb these expenses with only a minimal impact to our customers. For 2017 our pricing for MIBG therapy is outlined below.

The price will vary for each dose and it is based on the amount of millicuries in each dose. You can calculate the price per dose by using the pricing table below. The first 100 millicuries is fixed at \$2,730.00. There is an extra charge for each additional millicurie as per the chart below. In addition there is a delivery charge of \$400 for each delivery.

The delivery charge of \$400 includes the overnight delivery of the product plus the return of the delivery containers to NDP.

131-MIBG Therapy

Table with 2 columns: Millicuries, Price. Rows include 0-100 mCi (\$2,730.00) and Each mCi. over 100 mCi (\$11 per mCi).

For example, a treatment requiring a 240 mCi dose will cost \$4,670.00. The charge will be \$2,730 for the first 100 millicuries + \$1,540 (\$11.00\*140) for the additional 140 millicuries, + \$400 delivery.

If you have any questions regarding the above pricing structure please give me a call at 973-664-9696.

Sincerely,
Wayne Wong
Director of Sales

101 Roundhill Drive
Rockaway, New Jersey 07866

(973) 664-9696
(973) 664-9699 Fax

EXHIBIT A (cont.)

**131I-Metaiodobenzylguanidine (131I-MIBG) Therapy for Refractory Neuroblastoma and Pheochromocytoma**

Sponsor-Physician: Emily Greengard, MD

**University of Minnesota Amplatz Children's Hospital Recoverable Costs Per 21 CFR 312.8(d)(2)**

Description	Baseline*	Days 0-7	Days 7-42	Day 56 (+/- 14 days)	Follow-Up	Total per Patient		
<b>Personnel hours</b>								
Emily Greengard, MD, Sponsor-Physician	2	1	1	1	2	7		
Barbara Trotz, RN	2	1	1	1	2	7		
Ashley Schempp, Division Administrator	1	0	0	0	1	2		
Paul Stout, Clinical Research Coordinator	4	2	2	3	4	15		
<b>Personnel Expense</b>								
	Hourly Salary	Fringe Rate						
Emily Greengard	\$ 76.92	31.8%	202.76	101.38	101.38	101.38	202.76	709.66
Barbara Trotz	\$ 46.79	26.0%	117.91	58.96	58.96	58.96	117.91	412.69
Ashley Schempp	\$ 36.26	31.8%	47.79	-	-	-	47.79	95.58
Paul Stout	\$ 23.05	26.0%	116.17	58.09	58.09	87.13	116.17	435.65
<b>Non-labor expenses</b>								
FedEx Shipping Costs							20.62	20.62
Office Supplies							17.27	17.27
	<b>Total Direct</b>		484.63	218.42	218.42	247.46	522.52	1,691.47
	<b>Indirect</b>	0%	-	-	-	-	-	-
	<b>TOTAL COSTS</b>		484.63	218.42	218.42	247.46	522.52	1,691.47

Budget Justifications
Dr. Emily Greengard, is the Sponsor-Physician of this Expanded Access IND. She is responsible in overseeing all aspects of the IND and ensuring compliance with applicable regulations and Good Clinical Practice procedures as they relate to this IND. She will ensure patient eligibility, assess safety and oversee patients treatment per this expanded access protocol in real time and will direct the efforts of clinical and administrative staff working on this expanded access protocol.
Ms. Barbara Trotz, is a certified nurse practitioner who specializes in the care of children undergoing Phase 1 and IND therapies. She will be responsible for assisting Dr. Greengard with clinical and nursing questions and concerns related to the IND therapy. She will assist with monitoring safety of patients while on IND therapy and preparing reports for the FDA, IRB and others as applicable. The time and costs requested are for the non-billable time required to adequately monitor patients while receiving IND therapy.
Ms. Ashley Schempp, is the Division Administrator for Pediatric Hematology/Oncology and is responsible for maintaining regulatory compliance of the protocol including preparing all FDA, IRB and related submissions.
Mr. Paul Stout is a Clinical Research Coordinator within the Division of Pediatric Hematology/Oncology. He will ensure that required observations are conducted according to the protocol, will be responsible for data entry, maintaining patient records as they pertain to this IND and will assist Dr. Greengard in monitoring for the incidence of reportable events and preparing safety reports for the FDA.
Non-labor costs are included to cover the costs of shipping submissions to the FDA via FedEx and for office supplies required to prepare these submissions. We budget one 4.0 pound document shipment to FedEx via standard overnight delivery at a rate of \$20.62. Reports to the FDA must be sent in triplicate (one original and 2 copies) and must be properly bound. The budget includes the cost of 3 report covers (\$2.24 each, SMD81151, Innovative Office Solutions) and one-half of one packet of 5 sets of 5 tab Avery dividers (\$21.10/pack of 5, AVE16062, Innovative Office Solutions).